



UNIVERSITY OF COLORADO BUFFALOES / SPORTS INFORMATION SERVICE

Fieldhouse Annex #50, 357 UCB, Boulder, CO 80309-0357
Telephone 303/492-5626 (FAX: 303/492-3811; E-mail: david.plati@colorado.edu; anthony.lepine@colorado.edu)
David Plati (Associate AD/SID), Jason Clay (Associate SID), Troy Andre (Assistant SID/Internet Managing Editor), Linda Sprouse (Assistant SID),
Andy Schlichting (Assistant SID), Neill Woelk (Contributing Editor/CUBuffs.com), B.G. Brooks (CUBuffs.com), Ryan Megay (Grad Asst./Football)

www.CUBuffs.com

© 2016 CU Athletics

2016 COLORADO BUFFALO FOOTBALL WEEKLY RELEASE, NOTES & STATISTICS

GAME 10—ARIZONA



BUFFS LOOKING FOR FIRST 8-WIN SEASON SINCE 2004

SATURDAY, NOVEMBER 12, 2016 ● 8:05 p.m. MST ● Arizona Stadium (55,675) ● Tucson, Ariz.

RELEASE NUMBER 10 (November 7, 2016)

FOX SPORTS 1 (National) | KOA-RADIO | CUBUFFS.COM (Live Stats)

The No. 16 AP/No. 15 USA Today/Coaches Colorado Buffaloes (7-2, 5-1 Pac-12) hit the road for the final time in the regular season to face the Arizona Wildcats (2-7, 0-6 Pac-12) in an 8:05 p.m. MST kickoff this Saturday, Nov. 12 at Arizona Stadium in Tucson ... Colorado was also ranked No. 15 in the first College Football Playoff Committee poll issued last Tuesday (Nov. 1), with the new one due out Election Day afternoon ... The Buffs are both 7-2 overall and 5-1 in league play for the first time since 2005, opening that year 7-2 and 5-1 in the Big 12 North under head coach Gary Barnett; CU is looking for its first 8-2/6-1 starts since 2001, and for its first four-game winning streak since 2002 when it won five straight (also all under Barnett) ... The Buffs are also looking to win two straight league road games since winning three straight in the Big 12 over the 2004 (30-21 at Kansas, 26-20 at Nebraska) and 2005 (34-0 at Oklahoma State) seasons ... Colorado is alone at the top the standings in the Pac-12 South, owning a one-game lead over both Utah and USC; USC owns the tiebreaker over the Buffs, and CU and the Utes close the regular season in Boulder on Nov. 26 ... CU came into this

year a combined 0-18 against Arizona State, Oregon, Stanford and UCLA since joining the Pac-12 in 2011 but have defeated all four this year (USC and Washington are the remaining teams CU has not beaten) ... With three weeks left in the regular season, there are just 5 undefeated and 6 one-loss teams remaining in FBS play; Colorado is one of 22 two-loss squads meaning the other 95 have at least three setbacks ... In 2013, 31 schools hired new head coaches; 24 remain at those institutions; of those two dozen schools, only Western Michigan (P.J. Fleck, 9-0) has a better fourth-year record than CU's Mike MacIntyre (two others are 7-2) ... Colorado is coming off a penalty-filled 20-10 win over UCLA in Boulder last Thursday night ... Arizona lost at No. 25 Washington State 69-7 last Saturday, as the Cougars were an astounding 47-of-52 passing for 474 yards and six TDs (a 90.3 completion percentage, an NCAA record with 35 or more completions) ... CUBuffs.com/media as your one stop for everything, including our on-line media guide and live stats.

[DEPTH CHART ON PAGE 63; ROSTER ON PAGES 64-65](#)

CU-UCLA (FS-1/National): Justin Kutcher (play-by-play) / Petros Papadakis (color) / (no sideline reporter) / Kevin Patterson (producer)

STAT OF THE WEEK

100/300. The Buffaloes have historically done well when holding the opponent to under 100 yards rushing and under 300 yards total offense. Dating back to the start of the 1985 season, Colorado is 100-14-1 when the opponent fails to reach 100 yards on the ground, and 100-20-1 when the enemy is held under 300 yards overall. CU is 6-0 and 10-0 in each, respectively, in 46 games under Mike MacIntyre.

OBSCURE NOTE(S) OF THE WEEK

ROCKY MOUNTAIN HISTORIC: For just the second time since the 1955 season, when Air Force began playing intercollegiate football, all five Division I teams along the Rocky Mountain Front Range have winning records after the first weekend in November: CU and Wyoming (7-2), Air Force and New Mexico (6-3) and Colorado State (5-4). The only other year among these 62 seasons? The record after games of Nov. 2, 1996: Wyoming (9-0), Colorado (7-1), Air Force (5-3), Colorado State (6-4) and New Mexico (5-4); that's also the last year all finished with winning records (CU and WYO 10-2; CSU 7-5; AFA and UNM 6-5) and just one of two overall (the other season was 1958: AFA 9-0-2, WYO 8-3, UNM 7-3, CU and CSU 6-4).

2016 COLORADO SCHEDULE & RESULTS (7-2, 5-1 Pac-12)

Date	CU* Opponent	Opp*	TV	Result/Time	2016		Series	This-N-That or '15 rewind
					Record	Record		
Sept. 2	NR Colorado State (N; Denver)	NR	ESPN	W 44-7	5-4	64-22-2	Liufau returns from Lisfranc injury with 384 yards/TO; defense holds CSU to 225	
SEPT. 10	RV IDAHO STATE	NR	PACMT	W 56-7	2-7	1- 0-0	CU scores on 7 of first 8 possessions en route to a record 49-0 lead at the half	
Sept. 17	RV at Michigan	4	BTN	L 28-45	9-0	1- 4-0	Buffs sprint out to 21-7 lead but injuries, Jabrill Peppers help Michigan rally	
Sept. 24	NR + at Oregon	RV	PAC12	W 41-38	3-6	9-12-0	CU snaps 6-game losing streak to the Ducks, CU's second Pac-12 opener win	
OCT. 1	RV + OREGON STATE (FW)	NR	PAC12	W 47-6	2-7	4- 5-0	Largest margin of victory in a league game in 24 years; best start (4-1) since '05	
Oct. 8	21 + at Southern California	RV	PAC12	L 17-21	6-3	0-11-0	USC leads 14-0 at half, CU ties game in fourth but Trojans fend off comeback	
OCT. 15	RV + ARIZONA STATE (N; HC)	RV	PAC12	W 40-16	5-4	1- 7-0	Buffs finally break through against Sun Devils, rush for 315 yards and 5 TDs	
Oct. 22	RV + at Stanford	RV	PAC12	W 10-5	6-3	4- 6-0	CU's fifth win the last 50 years with 13 or fewer points; snaps SU 4-game streak	
NOV. 3	21 + UCLA (N)	NR	FS-1	W 20-10	3-6	3- 9-0	Buffs win defensive battle, hold Bruins to 210 yards in first win in series since '03	
Nov. 12	16 + at Arizona	NR	FS-1	8:05p	2-7	13- 5-0	Colorado takes 24-17 lead into 4th Qtr but Wildcats rally with three late TDs	
NOV. 19	+ WASHINGTON STATE	TBA	TBA	TBA	7-2	5- 4-0	Cougars defeated Buffs for the first time in four tries in home state	
NOV. 26	+ UTAH	TBA	TBA	TBA	7-2	31-28-3	All five games in Pac-12 play down-to-the-wire (decided by total of 27 points)	
Dec. 2	Pac-12 Championship Game	FOX	7:00p				at Levi's Stadium, Santa Clara, Calif. (North vs. South division winners)	

(All times mountain. KEY: *—AP rank at time of game; +—Pac-12 Conference game; N—Night game; HC—Homecoming; FW—Family Weekend.)

COLORADO MEDIA SERVICES

Head coach **Mike MacIntyre** holds a **Tuesday press luncheon**, located in the Champions Center (third floor, room 319). All will start at 11:30 a.m. with lunch, followed by MacIntyre promptly at Noon and select players before and/or afterwards depending on class conflicts. This year's dates: **Aug. 30; Sept. 6-13-20-27; Oct. 4-11-18; Nov. 1-8-15-22-29; Dec. TBA** (bowl). The **press conference portions are streamed live** on www.CUBuffs.com (in the BuffsTV area); press conferences on CUBuffs.com do not require access codes. **(TV Pool Assignments:** KCNC 9/20, 10/18, 11/22; KDVR 9/13, 10/11, 11/15; KMGH 9/06, 10/04, 11/08, KUSA 8/30, 9/27, 11/01; all on own 12/01.)

MacIntyre can be heard Tuesdays (Aug. 30-Nov. 22) on the **Pac-12 Teleconference Call** at 11:25 a.m. MT, with a taped replay available after 4 p.m. MT those afternoons. All 12 coaches participate; for access numbers to the conference call and the replay, e-mail David Plati (david.plati@colorado.edu) with audio files available at www.pac-12.com.

Video highlights of CU games are available through the Pac-12 Network/Digital Xchange. There are some restrictions; contact **Duane Lindberg** to coordinate your needs (dlindberg@pac-12.org).

The **Pac-12 Networks** are available nationwide through many platforms; check with local cable or satellite subscribers for more info. Comcast and Time Warner carry the Network in Colorado and DISH Network is the league's satellite provider. In the Boulder-Denver area: Comcast 430 & 431 (840 HD); Pac-12 DISH channels include 406 and 413 (along with 5453 and 5454 in its auxiliary area).

The **Colorado locker room** (home and road) is closed after games; following the customary 10-minute cooling off period, players will be available (a list will be solicited immediately following the game; no cutoff to request players).

Colorado's **football practices** are generally closed (to the media and public), but have a 25-30 minute window open for any media photography/video needs (follow parameters listed in CU's media policies). Thursday & Friday practices are entirely closed (except to network TV).

This year's standard **meeting/practice schedule** (mountain time): **Sunday:** Off; **Monday:** 7:00-9:40 meetings/9:50-10:50 practice; **Tuesday:** 7:45/9:10-10:55; **Wednesday:** 7:30/8:35-10:30; **Thursday:** 8:45/9:55-10:55 practice; **Friday:** 9:00/10:20-11:00 walkthrough (home games), 9:00/9:50-10:30 (road games).

Interviews with Colorado players are allowed post-practice on Mondays, Tuesdays and Wednesdays. Phone interviews with media are allowed all three days in all time slots. Interviews on Sundays are at the discretion of the player, as it being the standard player day off, CU can't arrange due to NCAA rules.

Collegepressbox.com is the official media website for Division I (FBS) football. Access weekly game notes, quotes, statistics, media guides, headshots, logos and more for all major conferences and their member schools. Login information will be distributed to accredited media or you can apply for a password at www.collegepressbox.com/password.

CU On-Line Photo Database. The CU SID office has an online photo database that allows

registered members of the media instant access to obtain head shots of all CU coaches and athletes as well as action shots of key players. Registration is easy: for a login and password, simply log on to www.cubuffs.com/photodatabase. Registration can also be found through CUBuffs.com by selecting "Sports Information" from the "Athletics" menu located on the top navigation bar and click on "Enter Media Center."

The **Pac-12 Mountain Network** is the television home of the Buffaloes; it produces a variety of programming featuring all 12 member institutions.

THE BUFFS ON THE INTERNET

The official CU site on the Internet can be found at www.CUBuffs.com, which has the most up-to-date information, releases, game notes, press conference broadcasts (free) and articles by former *Boulder Camera* sportswriter Neill Woelk. Go to www.CUBuffs.com, click on Multimedia and then click on Football Media Center (second column under For The Media). It will link you to everything you'll need to know about CU football. Breaking news with the program will be found here first every time and delivered in full without others editing out what they might deem unessential or don't have room for.

Stats. A live in-game stats link is available for media only in the press box.

Audio. CU football can be heard (free) on the Internet at either CUBuffs.com or KOA-Radio (or its sister station, KDSP/AM760). Links: www.CUBuffs.com, www.850koe.com, www.am760.net.

BuffsTV. Through the Pac-12, "BuffsTV" offers the opportunity to listen and/or watch live game action along with weekly features; find it here: <http://www.cubuffs.com/mediaPortal/player.dbm?id=3093348>.

THE BUFFS ON THE AIRWAYS

KOA-Radio in Denver (850 AM & 94.1 FM; KDSP 760 AM when conflicts) originates the CU Football Network, with sports director **Mark Johnson** in his 13th year as the play-by-play voice of the Buffs. **Former CU head coach Gary Barnett** (analysis) is in his first full season on the broadcasts. Sideline duties will be handled by two former Buffs **Chad Brown** and **Kami Carmann**; another former Buff, **Justin Adams**, hosts the studio show. Cities on the network in addition to KOA: Aspen (KFNO/106.1FM, which serves Eagle, 96.7FM; Roaring Fork, 94.3FM and Vail, 105.5FM), Glenwood Springs (KTMS, 99.1FM) Durango (KRSJ/ 100.5 FM), Grand Junction (KTMM/1340AM), Rifle (KNAM/1490 AM) and Steamboat Springs (KTVV/ 98.9FM). KOA has been the home to CU football for 72 of the last 75 years. *Both stations will stream the game live on the Internet.*

The **CU Coaches Radio Show** originates from Fate Brewery (1600 38th St., Boulder) Thursdays from 12:30-1:30 p.m. (Sept. 1-Nov. 19); Johnson and Barnett host (the show will be taped and air later that day on KOA, or AM760 if a conflict with Rockies baseball, between 7-8 p.m.). The show will be taped and air earlier in the week for the UCLA (Nov. 1) and Utah (Nov. 23) games.

Satellite Radio: Sirius-XM is the satellite home of the Buffs; the CU-UA game (UA broadcast) will be on **Sirius Channel 112** (also **XM 203; 975 Internet**).

PRONUNCIATION GUIDE

Coaches/Staff

- Darrin **CHIAVERINI** (shiv-er-re-knee)
- Darian **HAGAN** (hay-gun)
- Jim **LEAVITT** (lev-it)

Players

- 16 Jaleel **AWINI** (juh-leal ah-we-knee)
- 4 **CHIDOB** **AWUZIE** (chih-doe-bey / ah-wooz-yeh)
- 57 Sam **BENNION** (ben-yun)
- 35 Beau **BISHARAT** (bish-er-rot)
- 4 Bryce **BOBO** (bo-bo)
- 92 Jordan **CARRELL** (carol)
- 17 **KABION** **ENTO** (kay-be-on / N-toe)
- 52 N.J. **FALO** (follow)
- 56 **JASE** **FRANKE** (rhymes w/case; frank-E)
- 7 Jordan **GEHRKE** (gerr-key)
- 44 Addison **GILLAM** (gill-um)
- 45 Tanner **GRZESIEK** (gress-ick)
- 64 Aaron **HAIGLER** (Hague-ler)
- 96 **TERRAN** **HASSELBACH** (tare-run / hass-el-back)
- 36 **AKIL** Jones (ah-keel)
- 8 Anthony **JULMISSE** (joel-meese)
- 54 Samson **KAFOVALU** (kof-ah-va-loo)
- 75 Josh **KAISER** (ky-zer)
- 68 **GERRAD** **KOUGH** (jair-ed / coe)
- 71 Sam **KRONSHAGE** (kronn-sage)
- 1 **AFOLABI** **LAGUDA** (ah-foe-lobby / la-goo-duh)
- 78 John **LISELLA** (lih-sell-uh)
- 13 **SEFO** **LIUFAU** (seff-oh / loo-fow)
- 56 Tim **LYNOTT** (lynn-knot)
- 34 Pookie **MAKA** (ma-kuh)
- 93 Michael **MATHEWES** (mathews)
- 15 Sam **NOYER** (noy-er)
- 31 Kenneth **OLUGBODE** (oh-lew-bo-day)
- 65 Colby **PURSELL** (per-sell)
- 3 Derrion **RAKESTRAW** (rake-straw)
- 3 **DEAYSEAN** Rippy (day-shawn)
- 90 **TERRIEK** Roberts (terr-reek)
- 39 **JAISEN** Sanchez (jy-son, as in tyson)
- 30 Ryan **SEVERSON** (see-ver-son)
- 66 **COLIN** Sutton (kaw-lynn)
- 27 Travis **TALIANKO** (tally-ank-oh)
- 9 **TEDRIC** Thompson (teh-drick)
- 55 Brett **TONZ** (rhymes with bronze)
- 22 Kyle **TREGO** (tree-go)
- 72 Lyle **TUOLOMA** (two-e-loma)
- 58 Josh **TUPOU** (two-po)
- 5 Trey **UDOFFIA** (U-doe-fee-ah)
- 50 Frank **UMU** (ooh-moo)
- 53 Sully **WIEFELS** (wee-fulls)
- 9 **JUWANN** Winfree (juh-juan)
- 23 **AHKELLO** Witherspoon (ah-kellow)

ROSTER CHANGES/DUPE I.D.'s

Number Changes: **S Afolabi Laguda** (#1; was #8); **QB T.J. Patterson** (#9, was #18).

DUPE NUMBERS: Those who appear below are in dupe numbers where both likely see action (jerseys do have name tags). Skin tone key to help identify on special teams: **A**—African-American, **C**—Caucasian, **H**—Hispanic, **P**—Polynesian or Pacific Islander:

Offense/Specialist	Defense/Specialist
1 Fields, WR (A)	1 Laguda, S (A)
2 Ross, WR (A)	2 Blackmon, CB (A)
4 Bobo, WR (A)	4 Awuzie, CB (A)
7 Gehrke, QB (P)	7 Fisher, DB (A)
9 Winfree, WR (A)	9 Thompson, S (A)
10 Gordon, TB (A)	10 Gonzalez, PK (H)
23 Lindsay, TB (A)	23 Witherspoon, CB (A)
56 Lynott Jr., OL (C)	56 Franke, DL (C)
99 Boatman, TE (C)	56 Howard, DE/ST (A)

Colorado Honor Candidates

There are a few Colorado players worthy of consideration for national and conference honors as the season; for those of you who have votes in such, please consider the below players that the coaching staff thought were deserving. The list (ALPHABETICAL) and very quick hits on each (All-Pac 12 candidates include those from first-team to honorable mention possibilities):

- ✓ **CB CHIDOBE AWUZIE** *All-American & All-Pac 12 Candidate*
Sr. / 6-0 / 205 / San Jose, Calif. Many have said he is one of the top corners in the country (and that includes most pro scouts who have passed through Boulder). He has a diverse stat line, backing up his diverse abilities (CB, S, N): 39 tackles (33 solo, 3 sacks—CU's all-time sack leader by a defensive back), 12 third down stops, eight PBU's, three hurries, two forced fumbles, two TD saves and an interception ... along with 18 special team points (through a variety of ways).
- ✓ **WR BRYCE BOBO** *All-Pac 12 Candidate*
Jr. / 6-2 / 190 / Covina, Calif. One of the most "acrobatic" receivers in the nation (two appearances on SportsCenter), he has 37 catches for 495 yards and two scores, along with a TD strike of 67 yards he threw to Phillip Lindsay at USC. Has six catches of 20-plus and 15 of 10 or more.
- ✓ **DT JORDAN CARRELL** *All-Pac-12 Candidate*
Sr. / 6-3 / 300 / Roseville, Calif. Is having a fine season but not getting the attention: he has 35 tackles (3½ sacks), five hurries and three third down stops as he is the iron man of the linemen with 442 snaps from scrimmage.
- ✓ **WR SHAY FIELDS** *All-Pac 12 Candidate*
Jr. / 5-11 / 180 / Bellflower, Calif. CU's most explosive offensive player out of many; he is averaging 17.7 yards per catch (34-602), with his 6 TDs covering 239 yards (39.8 per). Top game was an assault on Oregon State, when he caught seven balls for 169 and three touchdowns, the latter tying a school record.
- ✓ **OLB JIMMIE GILBERT** *All-American & All-Pac 12 Candidate*
Sr. / 6-5 / 230 / College Station, Texas The nation's leader in forced fumbles (5) and among them in sacks (6½), he has 34 tackles, 11 third down stops, five hurries, two PBUs, two TD saves and a cause interception.
- ✓ **OT JEROMY IRWIN** *All-American & All-Pac 12 Candidate*
Jr. / 6-5 / 295 / Cypress, Texas A team captain, he is grading out as CU's best lineman, his return to the lineup after missing most of the 2015 season with torn knee ligaments has had a tremendous impact in CU's improved running game. He has team highs of 16 knockdown and 14 pass protection TD blocks, along with nine TD blocks on running plays while allowing only ½ a sack.
- ✓ **DT SAMSON KAFOVALU** *All-Pac 12 Candidate*
Sr. / 6-4 / 295 / Riverside, Calif. Another cog in the run-stopping machine: 33 tackles (2½ sacks), four third down stops, six hurries.
- ✓ **C ALEX KELLEY** *All-Pac 12 Candidate*
Sr. / 6-2 / 310 / Oceanside, Calif. One of CU's team leaders on offense, he's had another fine season, paving the way for CU's ground game up the middle. He has had 10 pass protection TD blocks, 10 direct TD blocks on running plays and eight significant knockdown blocks (pancakes-plus). He has allowed only one sack and four pressures.
- ✓ **OG GERRAD KOUGH** *All-Pac 12 Candidate*
Jr. / 6-4 / 295 / Pomona, Calif. One of the top guards in the conference, he's enjoying his breakout season. Grading out as CU's third-best lineman on one of the top units in the nation, he's had 10 pass protection TDB blocks, 10 more in the run game, seven knockdown blocks while allowing only two-and-a-half sacks and being flagged for a single penalty.
- ✓ **TB PHILLIP LINDSAY** *All-Pac-12 Candidate*
Jr. / 5-8 / 190 / Aurora, Colo. Enjoying a true breakout season; largely unrecruited after tearing an ACL his senior year, he's eighth all-time at CU in all-purpose yards. CU's leading rusher (818 yards), scorer (66 points) and all-purpose runner (1,147 yards).
- ✓ **QB SEFO LIUFAU** *All-Pac-12 Candidate*
Sr. / 6-4 / 230 / Tacoma, Wash. The holder of 82 school records and counting, he'd be a possible Heisman candidate had he not missed the better part of three games with an ankle injury he suffered at Michigan with CU ahead in the third quarter, 28-24 (CU is 5-1 with him as the starter). He has completed 66.7 percent of his passes (110-of-165) with 7 touchdowns to 2 interceptions and a quarterback rating of 145.5; he's in position to add single-season records for completion percentage and rating to his resume.
- ✓ **ILB KENNETH OLUGBODE** *All-Pac-12 Candidate*
Sr. / 6-1 / 220 / San Jose, Calif. Colorado's leading tackler with 93 on the season, with double-digits in five of his last seven games including a career-high 18 at Stanford. He has a lot of garnish, too: five TFLs (two sacks), four tackles for zero, five third down stops, two fumble recoveries, two TD saves, two interceptions, a caused INT and a forced fumble.
- ✓ **WR DEVIN ROSS** *All-Pac 12 Candidate*
Jr. / 5-9 / 185 / Altadena, Calif. CU's leader in receptions (45), averaging 11.4 yards per with five touchdowns; 17 of those have been for 10-plus yards and 24 for first downs.
- ✓ **SS TEDRIC THOMPSON** *All-American & All-Pac 12 Candidate*
Sr. / 6-1 / 205 / Valencia, Calif. Owns a team-best four interceptions (tied for the most at CU in the last nine seasons), and is second on the team with 59 tackles. He has the garnish too: 10 PBU's, 10 third down stops, five touchdown saves, two hurries, two TFLs.
- ✓ **DT JOSH TUPOU** *All-American & All-Pac 12 Candidate*
Sr. / 6-3 / 325 / Buena Park, Calif. As old school as it gets, he is the classic run-stopper. He has 37 tackles on the year (and a sack-and-a-half), but his mere presence alters the opponent game plan.

Sophomore All-American Candidates: ILB Rick Gamboa, CB Isaiah Oliver

Freshman All-American Candidates: OG Tim Lynott, Jr., QB Steven Montez

COACH OF THE YEAR CANDIDATE

✓ **MIKE MacINTYRE** *National & Pac 12 Conference Candidate*

Fourth year at Colorado, came into 2016 with a 10-27 record, 2-25 in Pac-12; at 7-2/5-1, has increased totals by 70 and 250 percent, respectively ... CU was 4-9 in 2015 (1-8 in Pac-12), so Buffaloes are +3 overall and +4 in conference games. CU is currently playing the nation's 22nd toughest schedule and has already recorded one of the great turnarounds in Pac-12 conference game history.

TALK ABOUT ATTENTION

At the UCLA game in Boulder on Nov. 3, there were 31 scouts in attendance from 20 NFL teams: Arizona, Baltimore, Buffalo, Carolina, Chicago, Cleveland, Dallas, Denver, Detroit, Indianapolis, Jacksonville, Kansas City, Miami, Minnesota, New Orleans, New York Giants, Philadelphia, Pittsburgh, Seattle and Tennessee.

GAME-BY-GAME STARTERS (2016)

Here are CU's starters for the 2016 season (**bold** indicated first career start):

OFFENSE	WR (X)	WR (Z)	WR (H)	LT	LG	C	RG	RT	TE	QB	TB
Colorado State	Bobo	Fields	Ross	J. Irwin	Kough	Kelley	Lynott	Kronshage	MacIntyre (WR)	Liufau	Lindsay
Idaho State	Bobo	Fields	Ross	J. Irwin	Kough	Wiefels	Lynott	Kronshage	MacIntyre (WR)	Liufau	Lindsay
Michigan	Bobo	Fields	Ross	J. Irwin	Kough	Kelley	Lynott	Haigler	S. Irwin	Liufau	MacIntyre (WR)
Oregon	Bobo	Fields	Ross	J. Irwin	Kough	Kelley	Lynott	Haigler	S. Irwin	Montez	Lindsay
Oregon State	Bobo	Fields	Ross	J. Irwin	Kough	Kelley	Lynott	Kronshage	MacIntyre (WR)	Montez	Lindsay
Southern California	Bobo	Fields	Ross	J. Irwin	Kough	Kelley	Lynott	Kronshage	MacIntyre (WR)	Montez	Lindsay
Arizona State	Bobo	Fields	Ross	J. Irwin	Kough	Kelley	Lynott	Kronshage	MacIntyre (WR)	Liufau	Lindsay
Stanford	Bobo	Fields	Ross	J. Irwin	Kough	Kelley	Lynott	Kronshage	Keeney	Liufau	Lindsay
UCLA	Bobo	Fields	Ross	J. Irwin	Kough	Kelley	Lynott	Kronshage	MacIntyre (WR)	Liufau	Lee (WR)

DEFENSE	OLB	DE	NT	DE	OLB	JLB	MLB	LCB	SS	FS	RCB
Colorado State	McCartney	Carrell	Tupou	Kafovalu	Gilbert	Olugbode	Gamboa	Awuzie	Thompson	Laguda	Witherspoon
Idaho State	Shaver	Carrell	Tupou	Kafovalu	Gilbert	Olugbode	Gamboa	Awuzie	Thompson	Laguda	Witherspoon
Michigan	McCartney	Carrell	Tupou	Kafovalu	Gilbert	Olugbode	Gamboa	Awuzie	Thompson	Laguda	Witherspoon
Oregon	Moeller	Carrell	Tupou	Kafovalu	Gilbert	Olugbode	Gamboa	Awuzie	Thompson	Laguda	Oliver
Oregon State	Moeller (N)	Carrell	Tupou	Kafovalu	Gilbert	Olugbode	Gamboa	Awuzie	Thompson	Laguda	Witherspoon
Southern California	Moeller (N)	Carrell	Tupou	Jackson	Gilbert	Olugbode	Gamboa	Awuzie	Thompson	Laguda	Witherspoon
Arizona State	Moeller (N)	Carrell	Tupou	Kafovalu	Gilbert	Olugbode	Gamboa	Awuzie	Thompson	Laguda	Witherspoon
Stanford	Moeller (N)	Carrell	Tupou	Kafovalu	Gilbert	Olugbode	Gamboa	Awuzie	Thompson	Laguda	Witherspoon
UCLA	Moeller (N)	Carrell	Tupou	Kafovalu	Gilbert	Olugbode	Gamboa	Awuzie	Thompson	Laguda	Witherspoon

(**N**)—Nickel back. **CONSECUTIVE STARTS**—Thompson 20, Gamboa 18, Awuzie 15. **CAREER STARTS**—Tupou 38, Awuzie 35, Liufau 33, Kelley 31, Thompson 31, Olugbode 30, Gillam 24. **PLAYER PARTICIPATION** (dressed/played): Colorado State 89/60; Idaho State 86/71; Michigan 74/56; Oregon 70/56; Oregon State 75/68; USC 70/58; Arizona State 74/57; Stanford 70/57; UCLA 77/56..

INJURY REPORT

Colorado no longer provides an NFL-style injury report (the Buffs were one of the last and few to do so); the list will now only contain players out for an extended period of time or those lost for the season.

Pos	Player	Injury	Notes	Status
PK	Diego Gonzalez	Achilles	ruptured an Achilles tendon in the third quarter of the Michigan game (non-contact; surgery on Sept. 20)	OUT/SEASON
ILB	Trent Headley	shoulder	he suffered a dislocated shoulder in CU's spring game (April 9) that required surgery	OUT/SEASON
OL	John Lisella	hypertension	has been dealing with the issue since fall camp	OUT/INDEFINITELY
OLB	Derek McCartney	knee	he suffered a torn ACL in the second quarter of the Michigan game (surgery on Oct. 4)	OUT/SEASON
OT	Isaac Miller	knee	has seen limited action in fall camp (injured the knee in the spring game on April 9)	OUT/INDEFINITELY
DB	Jaisen Sanchez	knee	suffered torn knee ligaments in spring practice (March 30) and underwent surgery (April 14)	OUT/SEASON
WR	Juwann Winfree	knee	suffered a torn ACL in practice on August 18; will undergo surgery on Sept. 6 (he has a redshirt year available to him)	OUT/SEASON

ATTENDANCE UP

Through four of six home games on the '16 slate, CU is averaging 44,673 for the season, with the Arizona State crowd of 48,588 for Homecoming the largest at Folsom since Nov. 4, 2011 against Southern California (50,083). CU last averaged over 40,000 for a full season in 2012 (45,373).

SPREADING THE BALL AROUND THE ROSTER

Through nine games, and thanks largely to opening with three of four wins combined by 127 points, 16 different players have caught passes for the Buffaloes (five have thrown them), and 13 players have at least one rushing attempt. Seventeen players have scored points this season (all with six or more), and 19 have earned first downs. On defense, eight different players have at least one interception, and 11 have registered a quarterback sack, while 23 have recorded at least one third down stop.

CAPTAINS

On July 5, the team met to elect their 2016 captains; after a discussion of who they thought would be the best leaders on several fronts, the five who emerged as CU's captains are seniors **QB Sefo Liufau** and **ILB Kenneth Olugbode** and juniors **FB/TE George Frazier**, **OT Jeromy Irwin** and **TB Phillip Lindsay**. An interesting note on Liufau: having been named a captain as a sophomore in 2014 and again last year, he is now just the second CU player to serve as a team captain for three seasons, the first since Pat Carney did so over 120 years ago (1891-92-93).

► Liufau is one of six players in the nation currently serving in his third year as a team captain; he's joined by **Dakota Cox** (New Mexico), **Taysom Hill** (BYU), **Ryan Janvion** (Wake Forest), **Mitch Leidner** (Minnesota), **Pat O'Connor** (Eastern Michigan) and **Justin Thomas** (Georgia Tech). North Carolina's **Mack Hollins** is a three-time captain, but UNC elects captains after the season.

CU-WASHINGTON STATE TIME, TV UPDATE

The **Washington State at Colorado** (Saturday, Nov. 19) is one of five games being held for a six-day notification for television (and thus kickoff time) arrangements. The order of picks for that weekend are: FOX, FOX (#2), ESPN, PAC12 (#1), PAC12 (#2), Pac12 (#3). FOX selected Arizona State at Washington for its prime time national slot at 5:30 p.m. mountain; FOX also has the second pick (kickoff would be 1:30 p.m. MST); then ESPN makes it selection (8:15 p.m. MST or 7:30 p.m. PST kickoff). The PAC-12 network will then select the order and broadcast the three remaining games that day (Noon MST, 3:30 p.m. MST and 7:30 p.m. PST). The five remaining games on November 19 up for selection: Arizona at Oregon State, Oregon at Utah, Stanford at California, USC at UCLA, **WSU at CU**. The Pac-12 television partners will announce the selections and game time no later than Sunday morning (Nov. 13).

STATISTICALLY SPEAKING

Here's where the Buffs ranked statistically in select categories in the Pac-12 and the NCAA through games of November 5:

TEAM				Pac12				NCAA				Pac12				NCAA			
Pac12	NCAA	Category	Stat	Pac12	NCAA	Category	Stat	Pac12	NCAA	Category	Stat	Pac12	NCAA	Category	Stat	Pac12	NCAA	Category	Stat
6th	39th	RUSHING OFFENSE	208.0	2nd	17th	RUSHING DEFENSE	117.6	3rd	24th	PUNT RETURNS	11.4	7th	46th	KICKOFF RETURNS	22.3	12th	123rd	NET PUNTING	33.7
5th	33rd	PASSING OFFENSE	266.4	1st	9th	PASSING DEFENSE	179.3	4th	16th	TURNOVER MARGIN	+0.78	6th	32nd	TOTAL OFFENSE	474.4	2nd	13th	3rd DOWN EFF DEFENSE	30.4
4th	37th	3rd DOWN EFFICIENCY	44.2	2nd	12th	TOTAL DEFENSE	296.9	4th	30th	TIME OF POSSESSION	32:08	6th	40th	SCORING OFFENSE	33.7	2nd	12th	SCORING DEFENSE	17.2

INDIVIDUAL (Top 25 in conference or top CU leader; players must meet NCAA minimum of 75% of team's games; *—if had enough attempts to qualify)

Rushing				Receptions				Touchdowns			
Pac-12	NCAA	Yds/Gm	Yds/Gm	Pac-12	NCAA	No./Gm	No./Gm	Pac-12	NCAA	Pct.	TDs
Phillip Lindsay	3rd	43rd	90.9	Devin Ross	6th	63rd	5.0	Phillip Lindsay	5th	28th	11
Phillip Lindsay	6th	49th	5.72	Bryce Bobo	16th	125th	4.1	Chris Graham	8th	90th	60.0
Sefo Liufau	7th	76th	188.9	Shay Fields	20th	153rd	3.8	Chris Graham	9th	89th	0.86
Steven Montez	10th	102nd	136.7	Shay Fields	6th	76th	66.9	Jimmie Gilbert	3rd	24th	0.72
Steven Montez	5th	36th	145.5	Devin Ross	13th	120th	57.2	Jimmie Gilbert	1st	1st	0.56
Steven Montez	6th	35th	62.2	Bryce Bobo	16th	147th	52.8	Kenneth Olugbode	12th	117th	0.22
Sefo Liufau	4th	15th	66.7	Shay Fields	3rd	38th	17.7	Ahkello Witherspoon	1st	7th	1.4
Steven Montez	4th	30th	148.0	Alex Kinney	5th	35th	42.6	Tedric Thompson	2nd	15th	1.3
Steven Montez	5th	36th	145.5	None qualify							
Phillip Lindsay	14th	164th	90.9	None qualify							
Phillip Lindsay	6th	40th	127.4	None qualify							

COLORADO IN THE POLLS – 2016 WEEK-BY-WEEK

A weekly look at where Colorado has placed weekly in each of the three major polls in 2016 (the College Football Playoff committee releases its weekly rankings on Tuesdays beginning Nov. 1; RV—denotes received votes; number is place outside top 25):

Poll	PS	9/06	9/11	9/18	9/25	10/02	10/09	10/16	10/23	10/30	11/06	11/13	11/20	11/22	12/03	Final
Associated Press	---	RV	RV	---	RV	21	RV	RV	23	21	16					
USA Today Coaches	---	RV	RV	---	RV	23	RV	RV	23	20	15					
FWAA-NFF Super 16	---	---	---	---	RV	21	---	RV	RV	RV	14					
CFP Committee Poll	N/A	N/A	N/A	N/A	N/A	N/A	N/A	N/A	N/A	15	(Nov. 8)					

IN THE POLLS / SOME HISTORY

Colorado re-entered the national polls this past October 2 for the first time since 2005, as the Buffaloes came in at No. 21 in the *Associated Press* (media) poll and No. 23 in the *USA Today Coaches* ballot; while it lasted for just the one week, it had been 11 years since CU had been nationally ranked, last appearing on November 6, 2005, when the Buffs were No. 21 in the coaches' ballot and No. 22 in the AP survey. The Buffs still own the 10th longest streak of all-time, as from the 1989 preseason poll through the first five weeks of 1997, CU had a tremendous run of 143 consecutive weeks in the AP poll. CU has now been ranked 297 times in its history, the 26th most all-time (Georgia Tech is 25th with 300), and has finished in the top four on four occasions, tied for 22nd most (the top four you say? ... the College Football Playoff includes the top four teams; only USC, with 11, has more than CU from the Pac-12).

- CU received one vote in each of the AP and Coaches polls of Sept. 6, the first time since Sept. 21, 2008 that the Buffs received at least one vote in each.
- What was going on in the fall of 2005, the last time CU was ranked?
 - The Earth's population was estimated at 6.5 billion; it is now over 7.4 billion (growing almost 14 percent).
 - *Mr. & Mrs. Smith* was the most popular movie; *The Office* debuted on NBC; Mariah Carey's *We Belong Together* was *Billboard's* No. 1 song of the year.
 - Pro Sport Champions: New England (NFL), San Antonio (NBA), Chicago White Sox (MLB); no NHL Stanley Cup champion as the players were locked out.
 - Top news events: George W. Bush begins second term; Hurricane Katrina devastates the South; disgraced journalist Dan Rather forced to resign from CBS.
 - Famous people who died included Pope John Paul II, Johnny Carson, Richard Pryor, Rosa Parks, Pat Morita, Anne Bancroft and Bob Denver.

43 WINS OVER AP RANKED TEAMS 19TH BEST SINCE '89

CU's 43 wins over *Associated Press* ranked teams since the start of the 1989 season (when the AP expanded to a top 25) are the 19th most in the nation in this time frame (27-plus seasons). Through games of Nov. 5, Florida State has the most (80), followed by Alabama (80), Ohio State (78), Florida (72), Michigan (67), LSU (66), Southern Cal (63), Oklahoma (61), Miami, Fla. (57), Tennessee (57), Auburn (53), Georgia (52), Oregon (52), Texas (53), UCLA (51), Notre Dame (50), Penn State (48), Nebraska (47), Washington (46), **Colorado (43)** and Clemson (43). All-time, Colorado's 66 wins over ranked teams are the 23rd most in history. **Since 1989, CU has played the sixth most ranked teams in the nation (126, with a record of 43-81-2), trailing only Florida (140; 72-67-1), LSU (137; 66-71), Alabama 136 (80-55-1), Michigan 129 (67-60-2) and Ohio State 129 (78-48-3); the leader in wins, Florida State, has played 124; 80-44.**

- Colorado's last three wins over ranked teams came against No. 17 Kansas in 2009 (34-30), No. 21 West Virginia in 2008 (17-14 in OT) and No. 3 Oklahoma in 2007 (27-24), its last over a top 10/top 5 team.
- CU has lost 23 straight against ranked teams, 0-1 this season (loss at Michigan), 0-3 in 2015 and 0-5 in 2014; the Buffs have lost 27 straight road games against ranked opponents, with the last win a 31-17 over UCLA at the Rose Bowl in 2002.
- Arizona State was ranked No. 24 in the *USA Today/Coaches* poll when CU defeated it, 40-16; but all historical records are solely against those teams ranked by the AP.

TRIFECTA OF DEFENSE

On October 8, Colorado left the southern California having allowed a season-high 548 yards of total offense to USC, but the next three games were a whole different ball game. The Buffaloes have allowed just **672** yards in the three games after the USC loss, which stood as the second lowest three-game total since 1967, where there were three different three-game spans under 700. Going back over the last 49 seasons, here are the best three-game defensive efforts in succession by the Buffaloes:

1992	510	Missouri (187), Oklahoma (307), Kansas State (16)	2007	590	Florida State (221), Miami-Ohio (139), Oklahoma (230)
1977	593	Kent State (137), New Mexico (175), Army (281)	1998	649	Fresno State (330), Utah State (141), Baylor (178)
1969	597	Penn State (229), Indiana (167), Iowa State (201)	2016	672	Arizona State (199), Stanford (263), UCLA (210)
1999	628	Oklahoma (317), Kansas State (197), Baylor (114)	1998	673	Colorado State (202), Fresno State (330), Utah State (141)
1967	673	Colorado State (202), Fresno State (330), Utah State (141)			

SWEET 16

Colorado has held six opponents to **16** points or less this season, including four Pac-12 foes; it's been awhile since the Buffs have accomplished these feats. In fact, you have to go back to 1998, when CU held those same exact numbers (six and four) to 16 or fewer, except that the four league opponents were Big 12 Conference mates. The Buffs held seven teams overall to 16 or less in 1985 and 1991, and also held six teams to that in 1971, 1972, 1977, 1987, 19983 and 1998 (the best in the last 50 seasons is nine in 1967, when six Big 8 opponents were limited to 16 or less). Conference foes were held to 16 or less five times in 1985, 1993 and 1996.

► **NATIONALLY:** Across the FBS, just three teams have held seven opponents to 16 or fewer points: Alabama, Michigan and Stanford. Five others join the Buffs holding six teams at or below that figure, Army, Auburn, Florida, San Diego State and Wisconsin, while three others have done it five times: Appalachian State, Clemson and LSU.

MORE DEFENSE

Colorado held UCLA to just 210 yards of total offense in its victory last week, marking the fourth time in the last five games that the Buffs held their opponent to under 275 yards and it actually was sixth game this season doing so (five were against FBS opponents). Of all 64 schools in a Power-5 conference, in addition to independent programs Notre Dame and BYU (so a total of 66 teams), Colorado is one of only six schools that have held five or more opponents to under 300 yards of offense this season (counting only games against FBS opponents). Alabama leads the nation with seven such games, followed by Louisville and Ohio State with six and then Florida and Michigan also have five games along with the Buffs. CU for the season ranks ninth nationally in total defense, allowing just 296.9 yards per game, and it is 12th in scoring defense by giving up only 17.2 points per game.

AND STILL MORE DEFENSE

- Over CU's three game winning streak it has held opponents to an average of **224.0** yards per game and just **10.3** points. Opponents have only converted 12-of-47 (26 percent) third-down tries against the Buffs in these last three games. Last week vs. UCLA, the Bruins started the game converting three of their first four third-down tries, but went 1-of-11 the rest of the way on third downs.
- Colorado is tied for second in the nation in red zone defense, allowing opponent red zone scores just 66.7 percent of the time. Of the 21 times opponents have reached the red zone on CU's defense, they have only scored 14 times (three field goals, six rushing TDs and five passing scores). *Note: these are national numbers where the 20-yard line is included in the red zone; CU invented this stat in 1981 and the 20 was not included, and that's the format the NFL adopted. CU's miscellaneous stats do not match national totals.*

PAC-12 CONFERENCE TIE-BREAKING PROCEDURES TO DETERMINE DIVISION CHAMPIONS

The winner of each division will be determined by the record in all games played (both divisional and cross-divisional) within the conference. In the event of a tie, the following procedures will be applied to determine the Pac-12 Championship Game representatives:

Two-Team Tie

1. Head-to-head competition between the two tied teams;
2. Record in games played within the division;
3. Record against the next highest placed team in the division (based on record in all games played within the conference), proceeding through the division;
4. Record in common conference games;
5. Total number of wins in a 12-game season; the following conditions will apply to the calculation of the total number of wins:
 - A. Only one win against a team from the NCAA Football Championship Subdivision or lower division will be counted annually.
 - B. Any games that are exempted from counting against the annual maximum number of football contests per NCAA rules (current Bylaw 17.9.5.2) shall not be included;
6. Highest ranking by SportSource Analytics (<http://sportsourceanalytics.com/>) following the last day of regular-season games;
7. Coin toss.

Multiple-Team Ties

The following procedures are used to eliminate all but two teams, at which point the two-team procedure will be applied:

1. Head-to-head (best record in games among the tied teams);
2. Record in games played within the division;
3. Record against the next highest placed team in the division (based on conference record), proceeding through the division;
4. Record in common conference games;
5. Highest ranking by SportSource Analytics (<http://sportsourceanalytics.com/>) following the last day of regular-season games.

MOST IMPROVED FBS TEAMS IN 2016

Colorado has the chance to make one of the best improvements from one year to the next in the history of the Pac-12 Conference. CU, at 5-1 in league play, has already won four more conference games this year than it had the previous season and has secured a winning record. After going 5-40 in Pac-12 play since the Buffs joined the league in 2011, CU was picked to finish last in the South Division in the 2016 preseason poll, but in year four under Mike MacIntyre the Buffs have made a resurgence on the national scene (ranked No. 15 in CFP Poll) and are in contention to win its division.

In Pac-12 Conference history, the biggest jump in league victories from one season to the next is seven, accomplished by Stanford in 1940, who went 7-0 that year after finishing the 1939 season 0-6-1; that 6½-game improvement is also the best from one year to the next. There are six instances where a school won five more games in league play than it did the season before, and Colorado is now looking to join that list of teams making five-game improvements.

ALL-TIME BIGGEST OVERALL IMPROVEMENT IN PAC-12 CONFERENCE PLAY FROM ONE YEAR TO THE NEXT

(*—conference played a limited schedule in 1944 due to World War II)

School	Improvement		Previous Season		Next Season	
	Overall	Wins	Record	Year	Record	Year
Stanford	+ 6½	+ 7	0-6-1	1939	7-0	1940
California	+ 5	+ 5	1-6	1957	6-1	1958
Oregon	+ 5	+ 5	2-6	1993	7-1	1994
Stanford	+ 5	+ 5	2-6	1998	7-1	1999
UCLA	+ 4	+ 5	2-3	1945	7-0	1946
Washington	+ 4	+ 5	1-5-1	1951	6-2	1952
*Washington	+ 1½	+ 5	1-1	1944	6-3	1945
Colorado	+ 5½	+ 4	1-8	2015	5-1	2016
California	+ 4½	+ 4	1-6	1946	5-1	1947
Washington	+ 4	+ 4	2-5	1949	6-1	1950
Oregon State	+ 4	+ 4	1-6	1954	5-2	1955
Southern California	+ 4	+ 4	3-4	1975	7-0	1976
Arizona State	+ 4	+ 4	4-4	1995	8-0	1996
Washington State	+ 4	+ 4	3-5	1996	7-1	1997

School	Improvement		Previous Season		Next Season	
	Overall	Wins	Record	Year	Record	Year
Washington State	+ 4	+ 4	2-6	2000	6-2	2001
Arizona State	+ 4	+ 4	1-7	2001	5-3	2002
California	+ 4	+ 4	0-8	2001	4-4	2002
Washington	+ 4	+ 4	0-9	2008	4-5	2009
Washington State	+ 4	+ 4	2-7	2014	6-3	2015
Washington	+ 3	+ 4	0-3-1	1921	4-1-1	1922
Oregon	+ 3	+ 4	0-4-1	1927	4-2	1928
Southern California	+ 3	+ 4	2-3-2	1937	6-1	1938
Southern California	+ 3	+ 4	3-2-1	1971	7-0	1972
UCLA	+ 3	+ 4	1-4-1	1971	5-2	1972
Washington State	+ 3	+ 4	1-5-1	1987	5-3	1988
Stanford	+ 2½	+ 4	2-2-2	1950	6-1	1951
UCLA	+ 2½	+ 4	0-3	1931	4-2	1932

MOST IMPROVED FBS TEAMS IN 2016

There have been two previous seasons in school history where Colorado finished a year as the nation's most improved team. In one of the more dramatic turnarounds in NCAA history, CU went from 1-10 in 1984 to 7-5 in 1985, a 5½-game improvement, after the Buffs switched from a pro passing attack to the wishbone on offense. Then in 2001, Colorado improved six games, finishing 10-3 after going 3-8 the year before; in fact, CU just missed playing in the BCS Championship game by .05 of a point. This year, CU already has one of the biggest jumps over its 2015 record. The Buffs debuted as No. 15 in the first College Football Playoff Poll of the season and of all the teams that appeared in that first CFP ranking released on Nov. 1, only CU and Nebraska had losing seasons a year ago (CU was 4-9 while Nebraska was 6-7). Already with three more wins this season than it had last season, Colorado is one of just eight teams in the country that has already won three more games this season than it did last. The most improved teams thus far in 2016:

School	2015	2016	Improvement
Wyoming	2-10	7-2	+ 6½
UCF	0-12	5-4	+ 6½
Eastern Michigan	1-11	5-4	+ 5½
Colorado	4-9	7-2	+ 5

School	2015	2016	Improvement
Army	2-10	5-3	+ 5
Troy	4-8	7-1	+ 5
North Texas	1-11	4-5	+ 4½
Wake Forest	3-9	6-3	+ 4½

THE GAMES THEY REMEMBER ARE PLAYED IN NOVEMBER

Colorado opened the month of November with a 20-10 win over UCLA. In the previous 30 seasons, Colorado had won its first game in the 11th month of the year 15 times. For those 15 seasons, in the subsequent November games after their opening win, the Buffs posted a 21-11 record in remaining games of the month. The last time CU opened the month of November with a win was back in the 2009 season. CU is **53-19** dating back to the mid-1980s against unranked teams in November and is **4-18** against Pac-12 opponents in the month.

RECORDS

The annual listing of those records that have been broken or tied over the course of the 2016 season (not include Sefo Liufau's, which are listed separate):

INDIVIDUAL RECORDS (1)

Most Receptions By A Running Back, Game—11, Phillip Lindsay vs. UCLA in Boulder, Nov. 3, 2016 (for 76 yards) **RECORD**
Old Record: 9, Lawrence Vickers vs. Oklahoma State in Boulder, Oct. 9, 2004 (for 96 yards).

TEAM RECORDS (1)

Most Consecutive PAT Kicks Made—152, Nov. 25, 2011-Sept. 24, 2016 **RECORD**
Old Record: 111, Nov. 5, 1988-Sept. 7, 1991.

The Buffaloes are flirting with finishing in the top 25 in both total offense and defense, previously doing so six times: 1958 (25th offense/11th defense); 1961 (24/16), 1987 (24/24), 1989 (6/18), 1990 (14 and 25) and 1996 (15/23).

LINDSAY TOPS 3,000 ALL-PURPOSE YARDS, JOINS 500/500 CLUB

TB Phillip Lindsay has rapidly moved up CU's all-time all-purpose yards chart this season, rising from 33rd to open the year (with 2,376 yards) into eighth with 3,495: he has rushed for 1,862 yards, has 604 receiving and 1,028 in kickoff return yardage. He also became the 14th player to join CU's 500/500 Club (rushing and receiving yards), doing so in the Arizona State game; once he "broke" into the club, he now has the eighth most total combined yards of the 14:

500/500 CLUB (Rushing & Receiving)

Rk	Player (Seasons)	Rush	Rec	Total	Plays	Avg.	Rk	Player (Seasons)	Rush	Rec	Total	Plays	Avg.
1	Rodney Stewart (2008-11)	3,598	969	4,567	902	5.06	8	Phillip Lindsay (2014-16)	1,862	604	2,466	432	5.71
2	Bobby Purify (2000-04)	3,016	508	3,524	645	5.46	9	Ron Brown (1981-85)	751	1,217	1,968	192	6.34
3	Herchell Troutman (1994-97)	2,487	725	3,212	628	5.11	10	Tony Jones (2011-14)	1,269	558	1,827	398	4.68
4	Hugh Charles (2004-07)	2,659	552	3,211	577	5.56	11	Mike Pritchard (1987-90)	585	1,241	1,826	102	17.90
5	Lee Rouson (1981-84)	2,296	699	2,995	667	4.49	12	Woody Shelton (1950-52)	1,065	586	1,651	271	6.09
6	Cortlen Johnson (1998-2001)	2,199	691	2,890	497	5.81	13	Bill Symons (1962-64)	734	537	1,271	258	4.93
7	Merwin Hodel (1949-51)	2,102	540	2,642	550	4.80	14	Lawrence Vickers (2002-05)	616	546	1,162	228	5.10

MORE LINDSAY

TB Phillip Lindsay has scored a touchdown in six games this year and now has **108** points for his career, becoming the 50th player in CU history to score 100 or more points. His 10 rushing touchdowns through nine games this year already surpasses his rushing TD total he had for his career entering the season (six). The highest number of rushing touchdowns scored by a Buffalo tailback in any of the previous five seasons was seven, done by Christian Powell in 2012. The last CU running back with double-digit rushing touchdowns in a season had been Rodney Stewart with 10 in 2010.

O-LINE LEADS THE RUNNING GAME

Through nine games, CU's tailbacks have combined for **256** attempts (143 by Phillip Lindsay, 80 by Kyle Evans, 15 by Beau Bisharat, 9 by Michael Adkins and 9 by Troy Lewis); they have gained **1,286** gross yards but have lost only **20** yards, thus have netted **1,266**. Of those 256 carries, the tailbacks have been stopped behind the line just 11 times (4.3 percent): Lindsay 6, Adkins 2, Evans 2, Bisharat 1. That is a credit to CU's offensive line and its play in 2016.

Note: Lindsay entered the season with just the sixth fewest yards lost rushing (34) in the nation for returning players with at least 200 attempts.

GILBERT ON A ROLL

Senior **OLB Jimmie Gilbert** has had at least a half-sack in six of nine games this season, with his 6½ on the year leading the team and ranks fifth in the Pac-12 (which has him for 7, but the CU coaches split one of those sacks). Now with 16 career sacks, he is 13th all-time at Colorado, with his 129 yards in losses being the 10th-most. He also leads the nation in forced fumbles with a total of five, and one point forcing one in three straight games; he is one of only five Buffs in school history to force five or more fumbles in a season.

► **MOST FORCED FUMBLES/SEASON (CU):** Jashon Sykes 7 (1999), Barry Remington 6 (1985), **Jimmie Gilbert 5 (2016)**, Mickey Pruitt 5 (1986), Chidera Uzo-Diribe 5 (2013).

PRICE MAKES HIS MARK (notice this tag starts with a "P" and ends with a "K," or PK)

PK Davis Price joined the team as a recruited walk-on in June, but little did he know he'd see much if any action as a true freshman. But with the season-ending injury in the Michigan game to **Diego Gonzalez**, he was pressed into service as the kickoff specialist for the Oregon game. Chris Graham then struggled with a couple of low PAT kicks, so Price was ushered into the first-team role for the second kick of the Oregon State game, and how did he respond? He made all five of his extra point tries and both of his field goals, including a 54-yard boot on his first try, the CU record for both the longest made by a freshman and the longest first-career make. His high school best at Evergreen (in the foothills west of Denver) was 47 yards. He was recognized for his performance as the Pac-12's Special Teams Player of the Week. He missed the Stanford and UCLA games after taking ill the Wednesday prior but should be able to play against Arizona.

Longest Field Goals By A Freshman In The NCAA / 2016

- 54 **Davis Price, Colorado (Oct. 1 vs. Oregon State)**
 - 53 Matt Ammendola, Oklahoma State (Sept. 10 vs. Central Michigan)
- No others over 48 yards through Oct. 29

Longest Field Goals / Colorado Freshmen

- 54 **Davis Price, vs. Oregon State in Boulder, Oct. 1, 2016**
- 52 Will Oliver, vs. California in Boulder, Sept. 11, 2011
- 51 Tom Field, vs. Oregon in Boulder, Sept. 8, 1979
- 50 Tom Field, vs. Oklahoma State in Boulder, Nov. 10, 1979

► **A FIRST?** It was for sure for CU: the Buffs charter with United Airlines for their travel, and for the flights to and from Los Angeles, the pilot was Doug Price – Davis' father. A CU graduate himself, he is an Air Force Veteran who has been flying for United for 20 years; he normally flies military charters bringing troops back home from overseas.

OLUGBODE ENJOYING FINEST SEASON; NEARING 100 TACKLES

ILB Kenneth Olugbode has been credited with 93 tackles this season, a number that would rank No. 10 among all FBS players (CU uses coaches' video for defensive stats, not press box stats that the NCAA utilizes in statistical rankings). Those would also lead the Pac-12 – UCLA LB Jayon Brown is second with 91 after recording 19 against the Buffaloes. Olugbode posted a career-high 18 tackles earlier this season in the win against Stanford. He has posted double-digit tackles in 5-of-9 games this year, which has given him 11 career double-digit tackle performances. Those 18 tackles versus Stanford on Oct. 22 were the most by a Buff since his fellow teammate Addison Gillam also recorded 18 against Oregon during his true freshman year of 2013. He has zoomed up CU's tackles chart and also has two interceptions this season—the first linebacker at CU to pick off two in a season since Shaun Mohler had a pair in 2008.

STANFORD WINNING POINT TOTAL PRETTY RARE

Colorado won three games in 1966 when scoring fewer than 14 points; but how rare was CU's 10-5 win at Stanford on October 22? It was just the ninth win in the last 50 seasons where the Buffs won when scoring under 14 points, and the first in 20 years. A look at these low scoring affairs (#—Orange Bowl):

Nov. 11, 1967 KANSAS	W 12- 8	Sept. 18, 1982 at Washington State	W 12- 0	Oct. 8, 1992 at Missouri	W 6- 0
Nov. 5, 1977 at Iowa State	W 12- 7	Jan. 1, 1991 #Notre Dame	W 10- 9	Nov. 16, 1996 KANSAS STATE	W 12- 0
Oct. 17, 1981 OKLAHOMA STATE	W 11-10	Oct. 26, 1991 at Kansas State	W 10- 0	Oct. 22, 2016 at Stanford	W 10- 5

Note: CU scored two touchdowns in the '67 and '96 games, four field goals in the '82 game; and two field goals in the '92 game; others were a combination.

The CU-Stanford game is the fourth-lowest scoring game of the season involving an FBS program. The list of the nine games in 2016 with 20 or fewer points:

Sept. 1 WAKE FOREST 7, Tulane 3	10	Oct. 1 Florida 13, VANDERBILT 6	19
Nov. 5 Alabama 10, LOUISIANA STATE	10	Oct. 8 DUKE 13, Army 6	19
Oct. 8 NORTH CAROLINA STATE 10, Notre Dame 3	13	Oct. 1 APPALACHIAN STATE 17, Georgia State 3	20
Oct. 22 Colorado 10, STANFORD 5	15	Oct. 14 San Diego State 17, FRESNO STATE 3	20
Sept. 10 Illinois State 9, NORTHWESTERN 7	16	(Home team in CAPS)	

HOME COOKING

Colorado is approaching its 400th victory at home since it began play in 1890; the win count sits at **399** after the 20-10 win over UCLA; the Buffaloes have two more home games this season and have opened **4-0** at home for the first time since 2005. The friendly confines of Folsom Field have been just that, as CU has outscored the opponents **163-39**, allowing just three touchdowns (all on short fields: 27 yards by Idaho State, 31 by Arizona State and 38 by UCLA, the first two following turnovers). CU has outgained the three by **2,044-731**, with an **109-42** edge in first downs. Opponents are converting at just a **22.2** clip on third downs (14-of-63) and have crossed the 50 just **20** times in **60** drives (six three-and-outs, running **79** plays for only **151** yards in plus territory).

HOW LOUD? Against Arizona State, CU had its largest home attendance since the end of the 2011 season, as 48,588 attended Homecoming. The question of how much louder Folsom Field would be since the completion of the Champions Center on the northeast side of the stadium was answered: noise in fact was held in from that direction, amplifying already what is considered to be one of the traditionally loudest stadiums in the nation when at or near capacity.

HOME DOMINANCE

There are three Pac-12 teams who are undefeated at home this year through games of November 5; the Buffs have been as dominant or more so than the other two:

Team	Record	Points For (Avg.)	Points Against (Avg.)	Scoring Differential	Yards Gained (Avg.)	Yards Allowed (Avg.)	Difference in Total Offense vs. Yards Allowed
Colorado	4-0	163 (40.8)	39 (9.8)	+124	2,044 (511.0)	731 (182.8)	+ 1,313
Washington	5-0	233 (46.6)	80 (16.0)	+153	2,212 (442.4)	1,346 (269.2)	+ 866
USC	5-0	197 (39.4)	88 (17.6)	+109	2,701 (540.2)	1,690 (338.0)	+ 1,011

OPPONENT EXPLOSIVE PLAY COUNT DOWN

Colorado has seen great improvement in explosive plays on both sides of the ball – having more of them on offense and allowing fewer on defense. Explosive plays are defined as plays of 20 or more yards from scrimmage. CU ranks No. 10 in the country this year by giving up just 30 explosive plays. That equates to 3.3 per game, way down from the 5.1 average a year ago when the Buffs gave up 66 total, ranking No. 91 in the country. Here is a deeper look at that drastic defensive improvement:

Season	20+ Plays-----		National Ranks-----			Season	20+ Plays-----		National Ranks-----		
	No.	Avg./Gm	Overall	Rushing	Passing		No.	Avg./Gm	Overall	Rushing	Passing
2016	30	(3.3)	10	8	19	2012	81	(6.8)	123	33	48
2015	66	(5.1)	91	21	45	2011	7	6 (5.8)	118	28	48
2014	72	(6.0)	114	30	42	2010	50	(4.2)	51	18	32
2013	74	(6.2)	111	25	49						

BOWL ELIGIBLE FOR THE FIRST TIME SINCE 2007

Colorado became bowl eligible after its win at Stanford, doing so for the first time since 2007, when it went 6-6 in the regular season and earned a berth in the Independence Bowl (where the Buffs lost to Alabama, 30-24). That season, the Buffs got to six wins and eligible for a bowl on Nov. 23 by beating Nebraska in the regular season finale, 65-51. The last time the Buffs were bowl eligible after only eight games was back in 2005 when they also started 6-2. That 2005 season was also the last time the Buffs played in a conference championship game after winning the Big 12 North. It looks good that Colorado this year will be making its 29th bowl appearance, having come into the season ranked 36th in all-time bowl appearances, which stands sixth in the Pac-12 behind USC (51), UCLA (35), Washington (35), Oregon (30) and Arizona State (29).

RETURN YARDS HIGH

Often lost in all the conversation about total offense and defense are return yards – CU had **175** against UCLA in its 20-10 win, and they played a role, accounting for one touchdown via punt return and setting up CU's lone offensive score via an interception return. It was the most return yards by the Buffs since Oct. 26, 2002, when they had **183** in a 37-13 win over Texas Tech (125 interception, 44 punt, 14 fumble). It was just the third time since that 2002 game that the Buffs recorded over 100 returns yards in a game and the first time against an FBS/Division I-A opponent; CU had 135 against Eastern Washington in 2008 and 125 against Central Arkansas in 2013.

SERIES HISTORY—CU vs. ARIZONA

Colorado leads the all-time series with Arizona by a 13-5 count, reeling off a dozen straight wins in the series before the Wildcats finally broke through in the final meeting last century (1986 in Boulder); the Buffs lead by a 5-3 count in Boulder and an 8-2 edge in Tucson. The bulk of the games came in the 1950s, when the two schools met 10 times in an 11-year span between 1950 and 1960; CU won all 10 of those games, eight decided by two touchdowns or more. The series resumed in 2011 when Colorado joined the Pac-12 Conference and the two became division rivals. CU's 48-29 win in that game in Boulder proved to be CU's first-ever win in Pac-12 league play.

► CU coach **Mike MacIntyre** is 0-3 against Arizona, while UA coach **Rich Rodriguez** is 4-0 against the Buffaloes (he left West Virginia just prior to the CU-WVU home-and-home series in 2008-09).

SERIES DID YOU KNOW?— Colorado and Arizona had played just once, in 1931, until CU athletic director Harry Carlson signed a 10-game contact with the Wildcats that saw the two neighboring state schools meet from 1950-60 (sans 1952), six times in Tucson. CU won all 10 games, eight by two or more scores.

SERIES SIGNATURE ANNIVERSARY GAME— **60th**. Though the teams combined for just 526 yards, Colorado used three short touchdown runs from John "The Beast" Bayuk and an 80-yard kickoff return for a touchdown by Ray Engel to defeat Arizona in Tucson, 38-7. CU led just 13-0 at halftime, but limited the Wildcats to just 135 second half yards in forcing five three-and-outs after intermission to keep the UA offense stifled.

COLORADO-ARIZONA AT-A-GLANCE / SERIES TRENDS

Colorado leads the series, 13-5 (5-3 in Boulder, 8-2 in Tucson). A game-by-game look:

Date	Site	Result	Attend.	Rank CU UA	CU FD	Rushing att yds td	Passing a-c-i	yds	td	Tot Off no yds	UA FD	Rushing att yds td	Passing a-c-i	yds	td	Tot Off no yds	TV
Nov. 26, 1931	Tucson	W 27-7		— —		Stats N/A											
Oct. 21, 1950	Tucson	W 28-25	11,600	— —	11	39 181 3	9- 6-1	105 1	48 286	15	50 182 1	25-12-2	218 3	75 400			
Oct. 11, 1952	Tucson (N)	W 34-19	24,500	— —	19	60 262 3	8- 4-0	68 1	68 330	11	42 106 1	14- 7-1	120 1	56 226			
Sept. 26, 1953	Boulder	W 20-14	24,500	— —	14	55 175 3	6- 3-1	49 0	61 224	10	47 114 0	11- 4-2	31 0	58 145			
Oct. 9, 1954	Tucson (N)	W 40-18	25,000	— —	20	61 421 5	6- 4-1	39 1	67 460	13	42 210 2	7- 4-0	98 1	49 308			
Sept. 24, 1955	Boulder	W 14-0	28,000	— —	20	56 206 1	15- 5-1	127 1	71 333	8	44 125 0	14- 4-3	51 0	58 176			
Nov. 24, 1956	Tucson (N)	W 38-7	12,000	20 —	16	62 274 5	7- 4-1	36 0	69 310	12	38 156 1	29- 8-2	60 0	67 216			
Oct. 12, 1957	Boulder	W 34-14	19,500	— —	17	62 259 3	18- 7-1	129 1	80 388	12	38 115 2	28-13-4	171 0	66 286			
Oct. 11, 1958	Tucson (N)	W 65-12	18,000	19 —	29	66 551 8	15- 9-0	74 1	81 625	7	26 14 0	29-11-0	159 2	55 173			
Oct. 24, 1959	Tucson (N)	W 18-0	21,000	— —	16	61 231 3	12- 6-0	62 0	73 293	10	29 38 0	19- 9-2	75 0	48 113			
Oct. 8, 1960	Boulder	W 35-16	34,153	— —	18	51 243 4	17- 9-0	213 1	68 456	11	40 158 0	24- 7-3	70 1	64 228			
Sept. 28, 1985	Tucson (N)	W 14-13	45,503	— —	13	61 301 2	4- 1-2	27 0	65 328	13	28 64 0	33-17-2	164 1	61 228			
Sept. 27, 1986	Boulder	L 21-24	41,024	— 10	10	44 112 3	8- 5-0	134 0	52 246	22	52 211 1	27-14-1	223 1	79 434	Ravcom (r)		
Nov. 12, 2011	Boulder	W 48-29	48,111	— —	27	45 273 4	27-17-1	227 1	72 500	23	23 60 2	53-35-3	352 3	76 412	FCS-P		
Nov. 10, 2012	Tucson	L 31-56	51,236	— —	24	56 224 3	20-16-1	213 1	76 437	21	38 438 6	14-12-0	136 2	52 574	FX		
Oct. 26, 2013	Boulder (N)	L 20-44	38,679	— —	19	42 137 1	33-17-1	212 1	75 349	26	50 405 4	32-21-1	265 1	82 670	P12N		
Nov. 8, 2014	Tucson (N)	L 20-38	50,177	— 21	19	36 94 0	39-25-2	259 2	75 353	28	47 288 0	38-21-0	211 4	85 499	P12N		
Oct. 17, 2015	Boulder (N)	L 31-38	39,666	— —	22	43 128 2	44-28-0	339 2	87 467	26	44 291 3	40-25-0	325 2	84 616	FS-1		

CU INDIVIDUAL HIGHS

Most Yards Rushing: 183, John Bayuk, Oct. 9, 1954
Most Yards Passing: 339, Sefo Liufau, Oct. 17, 2015

Most Receptions: 9, Nelson Spruce, Nov. 8, 2014 (89 yards)
Most Yards Receiving: 168, Shay Fields, Oct. 17, 2015 (8 receptions)

ARIZONA SNAPSHOT

Arizona is 2-7 overall and 0-6 in the Pac-12, and will not be bowl eligible for the first time since the 2011 season (and just for the second time in the last 10 years). The Wildcats are coming off a 69-7 loss at No. 25 Washington State, but in their other two games against ranked teams, they gave then-No. 9 Washington and No. 24 Utah fits, losing to the Huskies 35-28 in overtime at Tucson and to the Utes on the road, 36-23.

► **Rich Rodriguez** is in his fifth year as Arizona head coach, owning a 35-27 record at the reins of the Wildcat program, with an overall mark of 110-75 in his 15th season as an FBS head coach. Prior to heading west, he was 15-22 in three years at Michigan (2008-10); he went to Ann Arbor from West Virginia, who he coached to a 60-26 mark from 2001-07 with four Big East Championships and two BCS Bowl games (2005 Sugar and 2007 Fiesta).





CU-ARIZONA BY THE NUMBERS

Here's a look at some numbers-related trivia in the Colorado-Arizona series:

- No. 10** The highest national ranking of either team (Arizona in 1986) when the two have lined up across from each other;
- 4-2** Colorado's record against Arizona when scoring 20 or fewer points;
- 12-14** Colorado's record against Arizona in men's basketball; the Buffaloes' 53-51 win in March 2012 gave CU the tournament title and catapulted the Buffaloes to the NCAA tournament (UA has won five of the last six to take the series' lead);
- 14-4** Colorado's record against Arizona in women's basketball, with the Buffs winning eight of nine games since joining the Pac-12 in 2011;
- 18** Number of games played between Colorado and Arizona in their football histories;
- 25 & 27** The number of years, respectively, between the two schools playing in Boulder (1986, 2011) and in Tucson (1985, 2012);
- 29.9** Colorado's scoring average in the 18 games in the Arizona series (**538** points; Arizona's is **20.8, 374** points);
- 551** Colorado's rushing yards in the 1958 game, the school's single-game record to this day;
- 625** The number of miles between Boulder, Colorado, and Tucson, Arizona;
- 2,956** The difference in elevation (feet) between Boulder (**5,345**) and Tucson (**2,389**);
- 218,107** The combined square miles of Arizona (**114,007**) and Colorado (**104,100**) as the two rank sixth and eighth, respectively, among the 50 states.

TALE OF THE TAPE / COLORADO-ARIZONA

Here's a comparative look at **Colorado** and **Arizona** in both general areas as well as several statistical categories through games of November 5 (NCAA/national rankings in their respective divisions, if applicable, are in parenthesis):

Category	 Colorado		 Arizona		Category	 Colorado		 Arizona	
	Colorado	Arizona	Colorado	Arizona		Colorado	Arizona	Colorado	Arizona
Overall Record	7-2	2-7	Third Down Conversion Offense	44.2 (37)	33.6 (114)	Third Down Conversion Defense.....	30.4 (13)	50.4 (125)	
Streak.....	Won 3	Lost 6	Fourth Down Conversion Offense	58.3 (43)	26.7 (123)	Fourth Down Conversion Defense.....	40.0 (32)	37.5 (25)	
vs. AP Ranked Teams (at time of game)	0-1	0-3	Three & Outs on Defense.....	41 (16)	N/A (--)	Quarterback Sacks By.....	2.78 (23)	1.89 (91)	
Pac-12 Record.....	5-1	0-6	Quarterback Sacks Allowed	2.44 (90)	2.44 (90)	Net Punting	33.67 (123)	36.42 (88)	
Alumni On NFL Rosters (as of Nov. 6)	9	10	Punt Returns	11.38 (24)	4.73 (100)	Punt Return Yardage Defense.....	13.1 (112)	6.1 (43)	
Rushing Offense	208.0 (39)	210.0 (37)	Kickoff Returns.....	22.27 (46)	16.64 (125)	Kickoff Return Yardage Defense	25.72 (121)	20.13 (55)	
Average Per Rush.....	4.3	5.1	Kickoff Return Yardage Defense	5.78 (45)	5.78 (45)	Penalties Per Game	50.44 (46)	55.56 (68)	
Passing Offense.....	266.4 (33)	190.8 (104)	Penalty Yards Per Game.....	19 (17)	10 (98)	Turnovers Gained	12 (35)	18 (111)	
Completion Percentage.....	64.6 (22)	52.3 (118)	Turnovers Lost.....	+0.78 (16)	-0.89 (119)	Turnover Margin.....	12 (12)	6 (82)	
Average Per Attempt.....	8.2	7.1	Interceptions	85.7 (48)	76.0 (112)	Red Zone Scoring Percentage (Offense) ..	66.7 (2)	86.7 (83)	
Passing Efficiency.....	148.14 (26)	118.06 (103)	Red Zone Scoring Percentage (Defense) .	32:08 (30)	25:45 (120)	Time of Possession	Schedule Strength (USA Today/Sagarin)...	21	9
Total Offense	474.4 (32)	400.8 (71)	Score						
Average Per Play.....	5.9	5.9							
Scoring Offense.....	33.7 (40)	22.2 (114)							
Rushing Defense.....	117.6 (17)	202.8 (97)							
Average Per Rush.....	3.5	5.0							
Passing Defense.....	179.3 (10)	272.4 (111)							
Completion Percentage.....	51.4	63.2							
Average Per Attempt.....	5.5	7.6							
Pass Efficiency Defense	99.08 (6)	147.31 (114)							
Total Defense.....	296.9 (9)	475.2 (117)							
Average Per Play	4.5	6.2							
Scoring Defense	17.2 (12)	37.1 (117)							

IN COLORADO BUFFALO HISTORY: NOVEMBER 12

Michael J. Fox, a.k.a., **Marty McFly** returned to the future on this date in 1955 (*Back to the Future, Part II*), but CU fared better on his arrival date (Nov. 5) than on his departure, as the Buffaloes own a **6-12-1** record in games played on **November 12**. The Buffs were 3-5-1 on the date prior to World War II and are 3-7 on it since, but CU did record its first-ever Pac-12 conference win on the date in 2011. Significant November 12 games: **1904**—CU drubs State Agricultural College (a.k.a., CSU), 46-0 in Boulder in what the yearbook simply termed, “a splendid performance.” **1921**—The Buffs and Utah battle to a 0-0 tie in Salt Lake City. **1938**—The Buffs record a second straight shutout in whitewashing BYU, 8-0, in Boulder to pull to 3-3-1 on the season in the first year of the post-Byron White era. **1977**—No. 3 Oklahoma deals the Buffs a 52-14 setback in Norman, building a 35-0 halftime lead as a virtual unknown named Billy Sims scores three touchdowns on just six touches. James Mayberry had 108 yards and a score to lead CU. **1988**—A 7-0 loss at Nebraska has since turned out to be the last time the Buffs were shutout until 2008, a span that would reach 242 games. CU should certainly had scored if not won, as J.J. Flannigan, in the clear for a touchdown, dropped the ball at the Husker 20 when switching hands and the Buffs failed to punch it in even after recovering the fumble. Otherwise, CU’s scoring streak would be 23 games longer. Flannigan still had 133 yards on 27 carries. **1994**—Colorado amassed 639 total yards, including 232 on the ground from eventual Heisman Trophy winner Rashaan Salaam, as CU built a 31-7 lead early in the second half en route to a 51-26 win at Kansas. Kordell Stewart threw for 202 yards, with Michael Westbrook hauling down six passes for 117 yards. **2005**—In a game delayed by a tornado in the vicinity and with winds reminiscent of the Wizard of Oz, Iowa State used a pair of 66-yard defensive scores to defeat Colorado, 30-16, the first of three devastating losses that would mark the end of Gary Barnett’s tenure as head coach at Colorado. Somehow in all that wind, PK Mason Crosby made three field goals for CU, including a 57-yarder with the wind that some thought would have been good from 80; however, that was sandwiched by Steve Paris’ 66-yard fumble return and Brent Curvey’s interception return for the same distance with 1:31 left ended CU’s last scoring threat. **2011**—Rodney Stewart ran for 181 yards and three touchdowns with Toney Clemons catching five passes for 115 yards and a score as the Buffaloes won their first conference game in their seventh try in defeating Arizona in Boulder, 48-29. Tyler Hansen passed for 213 yards and a touchdown, and in some razzle-dazzle, caught a 14-yard pass from Stewart that gave CU a 34-10 lead early in the third quarter and all but salted the game away. Travis Sandersfeld led the defensive effort with a career-high 14 tackles (11 solo).

NOVEMBER 12 COLORADO MVP: TB Rashaan Salaam, 1994. In Colorado’s 51-26 win at Kansas, Salaam rushed for 232 yards and three touchdowns in just a little over three quarters of action in helping CU build a 44-14 lead. It was Salaam’s third 200-plus yard game of the season, and in the process, he set new single-season marks for rushing yards, touchdowns and overall points. He ended the game with 1,796 yards and would eclipse 2,000 the following week against Iowa State.

THIS WEEK’S HISTORICAL STAT / 1991

Twenty-five years ago, on Nov. 2, 1991, the coldest game in some 60 years involving the Buffaloes took place at Folsom Field. Before a national television audience on ESPN, No. 9 Nebraska visited No. 15 Colorado with a 5:30 p.m. kickoff. Problem was, snow and cold hit Boulder the day before and by the time the game kicked off, the temperature was all of 12 degrees, with a minus-8 wind chill (by the end of the game, it was several degrees colder). The teams dueled to a 19-19 tie; it ended a streak of 18 straight wins by the Buffaloes in Big 8 Conference play, and the game also featured to date the only defensive two-point play in a CU game. With 1:17 left in the first half, the Cornhuskers pulled to within 10-9, but **NT Jeff Brunner** blocked the extra point and **ILB Greg Biekert** scooping up the ball and racing 85 yards for the two-points and a 12-9 CU lead. CU went ahead 19-12 late in the third and NU tied it with 6:41 left; a potential 41-yard winning field goal as time expired by Nebraska’s Byron Bennett was blocked by **CB Greg Thomas**.

THE LAST TIME

ARIZONA 38, COLORADO 31

OCTOBER 17, 2015

FOLSOM FIELD, BOULDER

BOULDER – The Colorado Buffaloes overcame an early 10-0 deficit to take a 24-17 lead into the fourth quarter, but couldn't withstand an Arizona onslaught in the final period and dropped a 38-31 Homecoming decision to the visiting Wildcats. The loss was CU's 14th consecutive defeat in Pac-12 play.

The Wildcats scored 21 points in the final period. Jerrard Randall replaced UA starting quarterback Anu Solomon and promptly directed touchdown drives of 97 and 94 yards that pulled the Wildcats back into the game. They hadn't scored since midway through the first quarter. Arizona (5-2, 2-2) amassed 616 yards in total offense, including 291 on the ground.

When Randall was injured and sat out one play, Solomon returned and threw a 25-yard scoring pass to running back Jared Baker, giving Arizona the lead (31-24) again. Randall returned on the next series and engineered a 35-yard scoring march to give the Wildcats a 38-24 lead.

The Buffs pulled to within 38-31 on a 30-yard Liufau-to-Shay Fields pass with 2:19 to play, and gained possession one more time with less than a minute left in the game, but could not muster one more scoring drive.

CU quarterback Sefo Liufau was 28-of-43 for 339 yards and two scoring passes to Fields. Liufau also ran for a pair of touchdowns. The Buffs finished with 467 yards in total offense, with Phillip Lindsay gaining 91 of CU's 128 rushing yards on 23 carries.

Arizona opened the scoring by putting points on the board on two possessions that required 59 and 32 seconds. UA got a 48-yard Casey Skowron field goal and 79-yard scoring run by Baker and shot ahead 10-0 in the first quarter.

But Liufau and the Buffs had a quick answer, a 72-yard TD pass to Shay Fields.

Liufau was sharp in the first quarter, completing eight of nine attempts for 146 yards and the TD to Fields. For the half he was 13-of-17 for 183 yards. And after being sacked eight times the previous week against Arizona State, Liufau wasn't hauled down once in Saturday night's first half and only twice for the game.

The Wildcats answered with a six-play, 75-yard march capped by Solomon's five-yard TD toss to tight end Josh Kern, sending the visitors up 17-7 with Skowron's PAT.

The Buffs began their comeback with a 20-yard Diego Gonzalez field goal (17-10) that was set up when defensive lineman Jordan Carrell snatched the ball from Solomon after the QB fumbled.

Late in the second quarter, a CU possession appeared to end in a three-and-out, but Alex Kinney's punt grazed Arizona's Trey Griffey and was recovered by Jaleel Awini. Five plays later, Liufau powered in from two-yard line, Gonzalez kicked the PAT and CU took a 17-17 tie to intermission.

The Buffs took the second-half kickoff and drove 75 yards to take their first lead of the night. The big play was a 47-yard Liufau-to-Sean Irwin completion to the Wildcats' 15. Liufau scored his second TD of the night on a four-yard run, and Gonzalez's point after put CU up 24-17.

The CU offense, however, went quiet after that, and the Buffs' seven-point lead lasted three plays into the final quarter. UA brought Randall in at quarterback, and he promptly engineered a pair of long scoring drives that put his team back in the lead.

The Buffs held Arizona scoreless in the second and third quarters, only the second time the Buffs had held a Pac-12 foe without a point in back-to-back periods since joining the conference.

Arizona	17	0	0	21	-	38
COLORADO	7	10	7	7	-	31

SCORING	Score	Time	Qtr
Arizona — Skowron 44 FG	0-3	14:01	1Q
Arizona — Baker 79 run (Skowron kick)	0-10	10:15	1Q
COLORADO — Fields 72 pass from Liufau (Gonzalez kick)	7-10	9:31	1Q
Arizona — Kern 5 pass from Solomon (Skowron kick)	7-17	7:53	1Q
COLORADO — Gonzalez 20 FG	10-17	13:30	2Q
COLORADO — Liufau 2 run (Gonzalez kick)	17-17	2:26	2Q
COLORADO — Liufau 4 run (Gonzalez kick)	24-17	11:51	3Q
Arizona — Baker 45 run (Skowron kick)	24-24	14:24	4Q
Arizona — Baker 25 pass from Solomon (Skowron kick)	24-31	9:17	4Q
Arizona — Randall 1 run (Skowron kick)	24-38	4:40	4Q
COLORADO — Fields 30 pass from Liufau (Gonzalez kick)	31-38	2:19	4Q

TEAM STATISTICS	COLORADO	ARIZONA
First Downs.....	22	26
Third Down Efficiency (Fourth).....	6-18 (2-2)	8-17 (0-0)
Rushes—Net Yards	43-128	44-291
Passing Yards	339	325
Passes (Att-Comp-Int).....	44-28-0	40-25-0
Total Offense.....	467	616
Return Yards	0	10
Punts: No-Average.....	8-42.9	7-34.6
Fumbles: No-Lost.....	4-1	5-2
Penalties/Yards	9/65	3/25
Quarterback Sacks—Yards	4-20	2-23
Time of Possession	33:02	26:58
Drives/Average Field Position	17/C28	15/A31
Red Zone: Scores-Attempts (Points).....	3-3 (17)	2-2 (14)

Attendance: 39,666 **Time:** 3:43
Weather (63°): cloudy skies, 32% humidity, 5 mph winds from the northwest

INDIVIDUAL STATISTICS

Rushing—Colorado: Lindsay 23-91, Carr 7-28, Liufau 10-13, Lee 1-4, Powell 1-1, Fields 1-minus 9. **Arizona:** Baker 23-207, Randall 11-81, Johnson 3-16, Solomon 6-minus 6, Team 1-minus 7.
Passing—Colorado: Liufau 43-28-0, 339, 2 td; Team 1-0-0, 0. **Arizona:** Solomon 37-22-0, 283, 2 td; Randall 3-3-0, 42.
Receiving—Colorado: Fields 8-168, Spruce 8-63, Bobo 6-51, Irwin 2-52, Lee 2-5, Lindsay 2-minus 1, Ross 0-1. **Arizona:** Phillips 6-106, Jones 6-94, Richards 3-49, Baker 3-40, Grant 3-8, Kern 2-15, Griffey 1-7, Jackson 1-6.
Punting—Colorado: Kinney 8-42.9 (54 long, 3 In20). **Arizona:** Riggelman 7-34.6 (47 long, 3 In20, 2 TB).
Punt Returns—Colorado: none. **Arizona:** Phillips 2-13, Griffey 1-minus 3. **Kickoff Returns—Colorado:** Lee 6-129. **Arizona:** Johnson 3-66.
Tackle Leaders—Colorado: Watanabe 11,3—14; Moeller 9,1—10; Gamboa 6,4—10; Awini 3,7—10; Thompson 4,4—8; Awuzie 7,0—7; McCartney 4,3—7; Gilbert 2,4—6; Falo 4,0—4; Crawley 3,1—4; Solis 3,1—4; Witherspoon 3,1—4. **Arizona:** Whittaker 11,0—11; Matthews 10,1—11; Denson 8,0—8; Magiore 4,3—7; Jackson 4,1—5; Parks 4,0—4; Gilbert 4,0—4.
Quarterback Sacks—Colorado: Awuzie 1-13, Solis 1-4, Watanabe 1-2, McCartney 1-1. **Arizona:** Fuimaono 2-23.
Interceptions—Colorado: none. **Arizona:** none. **Passes Broken Up—Colorado:** Thompson 2, Moeller, Walker. **Arizona:** Denson.

GAME NOTES

Colorado now leads the series by a 13-5 count, though Arizona leads 4-1 with both as members of the Pac-12 ... Colorado again wore a new look from head-to-toe in the game, all silver (helmets/jersey/pant) ... The loss was CU's 14th straight in league play, tying the school mark set over the 2012-13 seasons (eight of which have been at home, snapping the old mark of seven within the previous 14 game streak) ... **ILB Grant Watanabe** (Fr.) made his first career start in his first-ever collegiate game; he is just the second Buff to start a game at inside linebacker as a true freshman since 2006 (joining Addison Gillam, who started all 12 games in 2013) ... Pac-12 opponents had scored on CU in 13 straight quarters until Arizona went scoreless in the second; with Colorado shutting out the Wildcats in the second and third quarters, it marked just the second time ever and the first since Nov. 25, 2011 at Utah, CU had shut out a Pac-12 foe in back-to-back periods (Utah was scoreless at halftime). UA also went 38:29 between scores, the longest stretch CU has held a Pac-12 opponent scoreless since that Utah game (34:31) ... CU's streak of having at least one interception ended at six straight games, but still won the turnover battle, 2-1; the Buffs converted those into 10 points ... **QB Sefo Liufau** moved into third place all-time in passing yards at CU with 6,709, as he moved by Kordell Stewart (6,481, 1991-94); the 43 attempts were the most he's ever had in a game without an interception (third most in CU history) ... **WR Nelson Spruce** continued to add to his school marks in career receptions (250) and yards (2,797). He moved into fourth all-time in the Pac-12 in receptions, moving past three players in the game including his position coach, Troy Walters (who had 248 at Stanford, 1996-99).

TURNOVER STREAK LONGEST IN THE NATION

Colorado was one of only six schools in the nation to force at least one turnover in every game in 2015 (and the only Power 5 school to do so); Boise State, Northern Illinois, Marshall, Georgia State and Toledo joined the Buffaloes. CU forced 22 turnovers last year (14 interceptions, eight fumble recoveries); that was the most by the Buffaloes in a season since forcing 25 in 2009. Three schools on that list did not force an opponent miscue in the season opener, and CU had been tied with North Carolina who did not force one in week three and the list is now down to three. Prior to this run, in which CU has forced 41 turnovers that have led to 115 points (19 this year into 57), the Buffs had just 11 turnovers in their previous 12 games and turned those into just 20 points.

Consecutive Games Forcing A Turnover Through Games Of November 5 (W-L record): Colorado 22 (11-11), Alabama 21 (21-0).

The national record is believed to be held by the Buffaloes, 55 games from Sept. 28, 1974 through Sept. 15, 1979; the NCAA lists the mark at 67 games, but that's been incorrect.

WITHERSPOON KEPT TURNOVER STREAK ALIVE IN A BIG WAY It took 59 minutes and 12 seconds to get it, but Colorado was able to extend its streak of consecutive games forcing a turnover to 17 on Sept. 24 thanks to **Ahkello Witherspoon's** interception in the final minute at Oregon; he preserved the win in the process as the Ducks had just lined up for a first-and-goal at the CU 7. For Witherspoon, it was his first interception of the season and third of his career (he had two picks in 2015, one of those coming against Oregon as well).

FIRST QUARTER SUCCESS

The Buffaloes have generally been rolling out of the gate, leading after the first quarter in five games, tied in two others and trailing in just two (at USC, at Stanford, the only two first quarters CU did not score in). CU is on a record pace for scoring in the opening stanza:

Colorado: All-Time First Quarter Scoring

Season	Games	1Q Points	Avg.	Season	Games	1Q Points	Avg.	Season	Games	1Q Points	Avg.	Season	Games	1Q Points	Avg.
1994	11	118	10.7	2016	9	99	11.0	2002	13	89	6.8	2015	13	73	5.6
1989	11	115	10.5	1988	11	92	8.4	2003	12	86	7.2	1999	11	72	6.5
1995	11	111	10.1	1958	10	89	8.9	2007	11	82	7.5	2000	11	72	6.5
2001	13	107	8.2	1992	11	88	8.0	2004	12	78	6.5	1990	12	72	6.0

DRIVIN'

Colorado has 35 touchdown drives this season, totaling 2,339 yards (average length of 66.8 yards, including penalty yardage), 28 which have consumed less than three minutes, and 17 of those under two minutes. CU has gained 2,318 yards of offense on 236 plays on those drives, or 9.8 yards per play. Colorado has started 41 drives either inside (25) or at its own 20 (146 this season ... but the Buffaloes haven't been overly daunted by the task at hand, scoring 10 times when starting with that poor field position (62 points overall, 8 TDs). The opponent? Just one TD for 7 points in 33 such drives.

OUT OF THE GATE(S)

Colorado has been dominant in the opening drives of each half. In the first half, CU has outscored the opponent 35-0 with edges of 24-6 in first downs and 394-94 in yards, along with forcing the opponent into five three-and-outs; in the second half, the Buffs have outpointed the foe 24-7 on the first possession, and own advantages of 19-11 in first downs and 452-239 in yards. Combined, CU has scored on nine of the 18 opening half drives, and the opponent just once (a second half TD by Michigan).

GILLAM GETTING BACK INTO THE FOLD

Injuries have hampered the career of **ILB Addison Gillam** dating back to early in his sophomore season. As a freshman in 2013, he earned unanimous first-team Freshman All-American honors and was the first frosh to ever lead CU in tackles (he had 119) since they were first tracked in 1964. His sophomore season he recorded 79 tackles, but in 2015, his junior year was cut short due to a knee injury. Now as a redshirt junior in 2016, he has been slowly working his way back from the injury. His playing time has increased since the first third of the season (151 plays the last five games after just 55 in the first four), with 28 tackles in those games after recording just 10 in the first four.

OLIVER SNAPS 11-YEAR DROUGHT

CB Isaiah Oliver's 68-yard punt return for a touchdown in the fourth quarter in CU's 20-10 win over UCLA was the first punt return for a TD by a Buffalo since **WR Stephone Robinson** brought one back 81 yards against Kansas in Boulder on Oct. 22, 2005. In the game, Oliver returned five punts for 124 yards and was the first Buff to have over 100 yards in punt returns in a game since **WR Josh Smith** (4-108) against Eastern Washington on Sept. 6, 2008; it was the most yards since **WR Roman Hollowell** had 148 on six returns against Fresno State on Aug. 26, 2001. Oliver's 148 yards is the fourth-highest registered in the FBS this season as well as the most by a Pac-12 player, and it earned him the conference's special teams player of the week honor. The 68-yard return tied for the 29th longest in school history. CU's punt returns for touchdowns over the last 20 years (yards listed first):

- | | |
|---|---|
| 82 Cedric Cormier vs. Colorado State in Denver, Sept. 5, 1998 (TD). | 69 Roman Hollowell vs. Missouri in Boulder, Nov. 3, 2001 (TD). |
| 68 Ben Kelly vs. Utah State in Boulder, Sept. 19, 1998 (TD). | 75 Jeremy Bloom vs. Colorado State in Denver, Aug. 31, 2002 (TD). |
| 76 Ben Kelly vs. Iowa State in Boulder, Nov. 14, 1998 (TD). | 80 Jeremy Bloom vs. Oklahoma at Houston, Dec. 7, 2002 (TD). |
| 88 Ben Kelly vs. Boston College at Tucson (Insight Bowl), Dec. 31, 1999 (TD). | 81 Stephone Robinson vs. Kansas in Boulder, Oct. 22, 2005 (TD). |
| 66 Roman Hollowell vs. Kansas at Lawrence, Oct. 21, 2000 (TD). | 68 Isaiah Oliver vs. UCLA in Boulder, Nov. 3, 2016 (TD). |
| 77 Roman Hollowell vs. Fresno State in Boulder, Aug. 26, 2001 (TD). | |

TOUCHDOWNS ON FIRST CAREER TOUCH

There are two players on the current CU roster that scored a touchdown on their first career touch (both on offense). **Jay MacIntyre** did it a redshirt frosh against Nicholls State a year ago, and in week two against Idaho State, Kabion Ento became the 14th known player to do in CU history. Not including those players whose first career interception were returned for scores (see page 31), here's a list of known players in CU history that scored a TD the first time they touched the football:

Player	Date	Opponent	Score	How
Lamar Meyer	Sept. 18, 1954	DRAKE	W 61-0	26 pass from Frank Bernardi
Gerry Leahy	Sept. 25, 1954	COLORADO STATE	W 46-0	8 pass from Homer Scott
Leon Mavity	Sept. 30, 1961	OKLAHOMA STATE	W 24-0	60 yard punt return
Chuck Morris	Nov. 25, 1961	IOWA STATE	W 34-0	12 pass from Pat Young
Roger Wissmiller	Oct. 20, 1962	at Iowa State	L 19-57	2 pass from Frank Cesarek
Larry Ferguson	Sept. 15, 1973	at Louisiana State	L 6-17	37 yard run
Mike Kerin	Sept. 27, 1975	WICHITA STATE	W 52-0	32 yard pass from Jeff Austin

Player	Date	Opponent	Score	How
Craig Keenan	Sept. 25, 1982	WYOMING	L 10-24	1 yard run
James Kidd	Sept. 11, 1993	BAYLOR	W 45-21	25 yard pass from Vance Joseph
Jeremy Bloom	Aug. 31, 2002	Colorado State	L 14-19	75 yard punt return
DaVaughn Thornton	Nov. 6, 2010	at Kansas	L 45-52	12 yard pass from Cody Hawkins
Scott Fernandez	Nov. 10, 2012	at Arizona	L 31-56	71 yard pass from Connor Wood
Jay MacIntyre	Sept. 26, 2015	NICHOLLS STATE	W 48-0	38 yard pass from Sefo Liufau
Kabion Ento	Sept. 10, 2016	IDAHO STATE	W 56-7	69 yard pass from Steven Montez

This year across the nation, 18 players have scored a TD on their first career reception; Arizona State TE Jay Wilson (30 yards versus Cal) is the only other Pac-12er to do it.

100 QUADFACTA

With **Bryce Bobo's** career-high 110 yards receiving on six catches against Arizona State on Oct. 15, he became the fourth different Buffalo to have a 100-yard receiving game this year. He joined **Devin Ross** (at Oregon), **Shay Fields** (versus Oregon State) and **Phillip Lindsay** (at Southern California) on that list; it accomplished two things: CU had four straight games with a 100-yard receiver, and marked only the second time in school history that the Buffaloes have had four different players record a 100-yard receiving game in the same year. The first time it happened was in 1984 when Loy Alexander, Ron Brown, Jon Embree and Ed Reinhardt all posted 100-yard receiving games. There have been five other seasons in program history where three different players all had 100-yard games, the last of those being in 2015 with Fields, Ross and Nelson Spruce. A look at the quadfectas in 1984 and this year:

2016					
Player	Date	Opponent	No-Yards	Avg.	TD
Devin Ross	Sept. 24	at Oregon	7-153	21.9	1
Shay Fields	Oct. 1	OREGON STATE	7-169	24.1	3
Phillip Lindsay	Oct. 8	at Southern Cal	6-105	17.5	1
Bryce Bobo	Oct. 15	ARIZONA STATE	6-110	18.3	0

1984					
Player	Date	Opponent	No-Yards	Avg.	TD
Ed Reinhardt	Sept. 8	MICHIGAN STATE	10-142	14.2	2
Jon Embree	Sept. 8	MICHIGAN STATE	7-112	16.0	0
Jon Embree	Sept. 29	UCLA	8-145	18.1	1
Ron Brown	Oct. 13	IOWA STATE	5-158	31.6	2
Ron Brown	Oct. 27	at Oklahoma State	4-141	35.3	1
Jon Embree	Nov. 3	KANSAS	8-133	16.6	0
Loy Alexander	Nov. 3	KANSAS	7-118	16.9	1

DID YOU KNOW this about the Colorado Buffaloes receiving corps:

- ▶ That Missouri (6), Colorado (4), Florida State (4), N.C. State (4), Purdue (4), Syracuse (4) and Troy (4) are the only programs that have had four or more players record a 100-yard receiving game this year?
- ▶ That the only Pac-12 players to both throw and catch touchdown passes in the same game over the last two seasons are CU's Bobo and Stanford's Kevin Hogan and Christian McCaffrey?

LINDSAY MAKES SOME HISTORY

When junior **TB Phillip Lindsay** had career-highs of six receptions for 105 yards in the 21-17 loss at USC on October 8, he made some history in the process. He became just the fifth running back to have 100-plus receiving yards in Colorado history, and the first to do it since 2001, when **TB Cortlen Johnson** had identical numbers in a 40-27 Colorado win at Iowa State. A look at this rare quintet:

Player	Date	Opponent	Score	No.	Yds	TD
Jim Haley	Oct. 25, 1930	COLORADO A&M	W 7-0	3	108	1
Ron Johnson	Sept. 29, 1951	at Northwestern	L 14-35	2	108	0
Leon Mavity	Nov. 11, 1961	UTAH	L 12-21	2	112	1

Player	Date	Opponent	Score	No.	Yds	TD
Cortlen Johnson	Nov. 10, 2001	at Iowa State	W 40-27	6	105	1
Phillip Lindsay	Oct. 8, 2016	at Southern Cal	L 17-21	6	105	1

- ▶ Lindsay rushed for a career-high 219 yards (on 26 carries) against Arizona State, scoring three touchdowns in CU's 40-16 win. It was CU's first 200-plus game since 2002 (Chris Brown, 211 at Missouri) and the 24th 200-yard game in school history. He became the **15th** different Buffalo to rush for 200-plus in a game.
- ▶ He is bidding to become CU's first 1,000-yard rusher since 2010, when Rodney "Speedy" Stewart had 1,318 (with 10 touchdowns on 290 carries).
- ▶ With back-to-back triple digit games against Arizona State and Stanford, he was the first Buff to post back-to-back 100-yard efforts since Michael Adkins II in 2014 (vs. UCLA & Washington). UCLA ended Lindsay's run at two games as he was limited to 73 yards on 24 carries, though 47 of those yards came post-contact.
- ▶ His **11** receptions versus UCLA (for 76 yards) were a record for the most in a game by a CU running back; the old mark was nine by FB Lawrence Vickers versus Oklahoma State in Boulder on Oct. 9, 2004 (for 96 yards).

AHEAD IN A BIG WAY

For the last 10 seasons, the opponent has almost always had a distinct advantage in TSL (time spent in the lead), but CU has reversed that and then some this season. Through nine games, the Buffs have led for 345 minutes and 37 seconds, or 64 percent of the time; opponents for just 20.6 percent and the score tied the other 15.4 percent. CU has already led for more minutes this season than it had in all 11 previous years (and when it held the edge over an entire season just twice: 2005 and 2010. A closer look:

Season	Colorado	Tied	Opponent	Season	Colorado	Tied	Opponent	Season	Colorado	Tied	Opponent
2005	320:31	101:55	297:34	2009	110:29	165:18	444:13	2013	197:17	108:56	413:47
2006	269:22	123:11	327:27	2010	312:45	113:54	293:21	2014	261:22	83:52	374:46
2007	280:56	130:11	308:53	2011	191:12	78:44	510:04	2015	192:47	158:14	428:59
2008	191:24	119:07	409:29	2012	77:38	112:18	530:04	2016	345:37	83:15	111:08

DID YOU KNOW ... that CU is the only team that has held a second-half lead on No. 3 Michigan this year? Colorado went ahead, 28-24, early in the third quarter after a Sefo Liufau 70-yard touchdown pass to Shay Fields. Liufau was injured on the next series and left the game with Michigan going on to win, 45-28.

FINALLY AN EXPERIENCED UNIT

The returning players on the '16 CU roster played in **1,072** games in their combined careers heading into the season—the most since the 2005 team (1,080); they also started **412** games, the most-ever in school history, besting the 333 by the '79 team (the 2015 Buffs were next with 327, followed by 326 in '01). Sixty-one players on the roster had appeared in at least one game (24 in 20 or more), with nine making at least 20 starts and 17 making 10. And for the first time in recent memory, almost half of the CU roster are upperclassmen: there are 116 players on the overall roster, 56 of which are juniors (33) and seniors (23); and of those 116, there are 109 that coach Mike MacIntyre and his staff have brought in (four recruiting classes, transfers and walk-ons).

A FIRST WE ARE SURE OF ... BY JULMISSE

CB Anthony Julmisse became the first Buffalo since CB Greg Henderson's junior season in 2013 to record a take-away in each of the first two games of the year. Julmisse, a true freshman from Plantation, Fla., (pronounced joel-meese) recovered a fumble in the opener against CSU and then had his first career interception last week against Idaho State. Henderson's open to the 2013 season was quite impressive, as he returned a fumble 53 yards for a touchdown in the opener against Colorado State and came back the next week with a 46-yard fumble recovery for a touchdown in a win over Central Arkansas. Henderson would then go on to have a pick in the third game of the 2013 season against Oregon State and two more interceptions in week four against Oregon. That was a total of five takeaways that Henderson was responsible for in the first four weeks of the 2013 season.

HEY, I'M BACK HERE TOO

When it comes to the Buff secondary, **CB Chidobe Awuzie** gets the lion's share of attention. But right next to him is a force in his own right, **SS Tedric Thompson**. He has four interceptions this year and 10 for his career (several of which have been of the acrobatic variety), and is now the 13th Buffalo to record 10 or more interceptions in a career. He's the first to do so since **CB Terrence Wheatley**, who had 14 interceptions in his career (2003-07).

200 CLUB: Thompson became the 71st player to record 200 tackles in a CU career; he now has **230** (50th all-time) and became the fourth current Buff to have 200-plus, as he joined Kenneth Olugbode (262, 24th) Awuzie (252, 32nd) and Addison Gillam (242, 39th).

2016 GAME RECOGNITIONS

Here is the list of those players who carried Colorado's symbolic artifacts when they took the field prior to each game; the sledgehammer is awarded for the toughest legal hit in the previous game (or in camp):

Opponent	Toolbox	Sledgehammer	Colorado Flag	United States Flag
Colorado State	OLB Derek McCartney	ILB Ryan Severson	OLB Terran Hasselbach	TB Kyle Evans
Idaho State	TE Chris Hill	DT Jordan Carrell	TE Brian Boatman	DE Aaron Howard
Michigan	DB Lucas Cooper	ILB Drew Lewis	OG Tim Lynott, Jr.	OG Gerrad Kough
Oregon	OL Sully Wiefels	CB Chidobe Awuzie	FS Ryan Moeller	OL Josh Kaiser
Oregon State	DT Jase Franke	ILB Rick Gamboa	OG Shane Callahan	WR Shay Fields, Jr.
Southern California	OG Shane Callahan	OLB N.J. Faló	DE Aaron Howard	WR Bryce Bobo
Arizona State	OT Sam Kronshage	SS Tedric Thompson	DL Frank Umu	DL Leo Jackson III
Stanford	TE Dylan Keeney	ILB Addison Gillam	WR Jay MacIntyre	CB Chidobe Awuzie
UCLA	OG Shane Callahan	TE Sean Irwin	OT Dillon Middlemiss	DT Jordan Carrell

INSIDE-THE-20

(FACT: CU invented charting the red zone in 1981; as in the NFL, the 20 is not in the red zone in its stats)

Under MacIntyre, Colorado is **140-of-172** in the "Red Zone" (81.4 percent, 94 touchdowns), and in 2013-14, had the best two-year scoring percentage since 1994-95 (86.7, 91-of-105, 73 TDs). The Buffs struggled a bit in 2015, going **38-of-53** (and scored TDs in **17-of-25** goal-to-go situations), but have opened **2016** in impressive fashion, going **36-of-42** (25 TDs, 11 FGs) to date, including 8-of-8 versus Colorado State and 5-of-5 at Oregon. In 2014, Colorado had **40** scores in **45** trips when penetrating the opponent 20-yard line (including **29** touchdowns), numbers well up from his first season in 2013 (26-of-32, with 14 TDs, so CU doubled its red zone TD production from 2013). The 29 TDs were the second most in the last 19 seasons in the red zone (30 in 2007, otherwise you go back to 33 in 1995); the overall scoring percentage of 88.9 was the best since 1997 (89.7, 35-of-39).

THIRD DOWN DEFENSE

Colorado's defense continues to excel in getting off the field. The Buffs rank 13th nationally and No. 2 in the Pac-12 in third down defense, holding opponents to a conversion percentage of just 30.4 (the national average is close to 40 percent; Michigan leads at 19.0). Opponents have converted over 40 percent against the Buffs in five of the last six seasons, the lone exception in Mike MacIntyre's first season as head coach (38.8 in 2013).

- ▶ USC converted 7-of-14 against CU, the only team in nine games to convert at 50 percent or better against CU in the last 12 games dating back to 2015.
- ▶ The Buff defense has been phenomenal in the first half of games on third down, as opponents have converted only 19-of-74 tries, or just 25.7 percent (CSU 2-for-10, Idaho State 1-of-9, Michigan 1-of-8, Oregon 1-of-7, Oregon State 3-of-9, USC 3-of-5; Arizona State 2-of-9; Stanford 3-of-8; UCLA 3-of-9).
- ▶ Colorado has forced the opponents into 41 "three-and-outs" in 126 possessions (32.5 percent of the time); that ranks 17th in the country.

YOUNG GUNS NO MORE

It has been well-documented that this is Colorado's most experienced team in quite some time ... through seven games, the Buffs have yet to start a true freshman. The last time the Buffs did not start at least one true frosh was in 2001, and since freshmen became eligible to play again in 1972, there have been just nine seasons where no true rookie made a start (1972, 1974, 1978, 1981, 1985, 1989, 1990, 1993 and 2001). CU averaged 7.8 wins those years, winning three league titles, one national championship and went to six bowl games.

- ▶ The number of true freshman starts has dwindled since a high of 57 in 2012 ... they started 29 games in Mac's first year (2013), then 17, 6 and now zero.

HISTORIC OFFENSE?

Colorado owns the nation's No. 32 ranked offense, averaging 495.8 yards per game, having gained over 500 yards in five of eight games this season. The most times CU has gained 500 yards in a game in a single season is six, set in 1994 when the Buffaloes set the school mark for the most total offense with 495.3; this year marks just the third time with five. Here is a look at CU's best seasons on offense and where those stood up through eight games as compared to the 2016 Buffaloes:

CU Total Offense (Best Years)

Year	G	Yards	Avg/G	500+	Through 9 Games-----			Game 10	Year	G	Yards	Avg/G	500+	Through 9 Games-----			Game 10
					Yards	Avg/G	500+							Yards	Avg/G	500+	
2016	9	4,270	474.4	5	?	2014	12	5,270	439.2	3	3,763	470.4	3	495
1994	11	5,448	495.3	6	4,233	470.3	4	639	2001	12	5,213	434.4	4	3,296	412.0	2	499
1995	11	5,353	486.6	5	4,419	491.0	4	408	1990	12	5,177	431.4	1	3,330	416.3	0	460
1989	11	5,201	472.8	4	3,903	487.9	3	227	1999	11	4,674	424.9	4	3,452	431.5	2	214
1993	11	5,175	470.5	5	3,700	462.5	4	448	1970	10	4,229	422.9	1	3,082	385.3	0	470
1996	11	4,973	452.1	4	3,804	475.5	3	591									

CHASING 1994

With Colorado gaining over 500 yards in five games and averaging 495.8 yards per game to date, the Buffs are challenging the school's previous best of 495.3 yards of total offense for a single season. That '94 offense featured the likes of **TB Rashaan Salaam**, **QB Kordell Stewart** and **WR Michael Westbrook**, among others, as all 11 starters from that team eventually went on to play in the National Football League.

PASSING AVERAGE ON THE RISE

CU's 8.16 yards per passing attempt is 30th best in the nation (second in the Pac-12); the Buffs haven't averaged over eight yards per attempt for 20 years (8.56 in 1996 when the quarterback was Koy Detmer), and have averaged over seven per throw just once since 2003 (7.27 in 2013). The Buffs are averaging 12.6 per completion this season, also way up from previous years: Colorado's high in recent times came in 2002 – averaging 12.4 yards per completion (the school record is 23.8 set in 1988, but the Buffs were transitioning from the wishbone to the I-Bone then and threw 125 passes all year, completing 54).

► Only 28 schools have thrown fewer interceptions than CU's six: that only dropped as UCLA picked off three against the Buffs (one on a tipped pass).

HARASSING THE QUARTERBACK

Colorado had season-highs of five quarterback sacks and nine hurries in the 40-16 win over Arizona State, and on the season, have 25 and 43, respectively. CU's sack attack has been led by **OLB Jimmie Gilbert** (6½), **DE Jordan Carrell** (3½) and **DE Samson Kafovalu** (2½) and four others with two. They are on pace to set a single-season best in the MacIntyre Era, as his first team had 18 in 2013, 22 in 2014 and 28 last year.

► Thus, the opponent has called 321 pass plays, and has been sacked or hurried on 68 of those, or 21 percent of the time (with 12 interceptions as well).

30 FOR 30

Colorado is 12-6 under head coach Mike MacIntyre in games where it scores 30 or more points, including 5-0 this season (5-23 and 2-2, respectively when held to under 30). The Buffs have scored 303 points through nine games and its 33.7 scoring average ranks sixth in the Pac-12 but 40th nationally. The last season in which the Buffs averaged over 30 points per game was in 2001 when CU put up 396 total points, or 33.0 per game. The school record for points in a season is the 452 scored by the 1989 Buffalo team that had an undefeated regular season before losing to Notre Dame in the Orange Bowl. CU scoring the last decade:

Year	Points	Avg/G	W-L	Year	Points	Avg/G	W-L	Year	Points	Avg/G	W-L
2016	303	33.7	7-2	2012	214	17.8	1-11	2008	242	20.2	5-7
2015	320	24.6	4-9	2011	257	19.8	3-10	2007	331	27.6	6-7
2014	342	28.5	2-10	2010	290	24.2	5-7				
2013	305	25.4	4-8	2009	267	22.3	3-9				

TYING A STRANGE LOW

OLB Jimmie Gilbert led the Buffs with five tackles (three solo) in the 56-7 win over Idaho State ... that matched the lowest number of tackles that has ever led the Buffaloes in a game (**CB Lorenzo Sims** had five, all solo, in a 44-10 win at Iowa State on Nov. 15, 2003). Thirty different players played anywhere from six to 30 snaps on defense in the game, easily the most in recent history.

HOPE THIS ISN'T A JINX ... OOPS

Colorado placekickers made 156 straight extra-point kicks dating back to late in the 2011 season... until Oregon blocked CU's second try in the Buffs' 41-38 win on Sept. 24. **Will Oliver** made the last 102 of his career (2011-14); **Diego Gonzalez** made all 51 of his career PAT boots until being lost for the season with a torn Achilles) and **Chris Graham** made good on his first three tries before suffering the block.

KELLEY MAKES HISTORY

When **C Alex Kelley** recovered a fumble that opened the scoring in CU's season opening 44-7 win over Colorado State on Sept. 2, he became the first offensive lineman in school history to score Colorado's first points of any season – 127 of them. In the process, he also became the first O-lineman to score a touchdown since **OG Heath Irwin** recovered a fumble in a 44-21 loss to Nebraska in Boulder on Oct. 28, 2005.

LIUFAU'S ASSAULT

Entering his senior year, **QB Sefo Liufau** has already set or tied **82** school records, with at least another seven yet on the horizon in 2016. The list:

PASSING (56)

Highest Pass Efficiency Rating, Game (*min. 50 attempts*)—157.2, Sefo Liufau vs. California at Berkeley, Sept. 27, 2014 (46-of-67, 455 yards, 7 td, 1 int)
Highest Pass Efficiency Rating by Class/Season, Freshman (*min. 150 attempts*)—128.3, Sefo Liufau, 2013 (149-of-251, 1779 yards, 12 td)
Most Passing Attempts, Game—67, Sefo Liufau vs. California at Berkeley, Sept. 27, 2014 (46 completions).
Most Passing Attempts, Season—498, Sefo Liufau, 2014 (325 completions).
Most Passing Attempts, Career—1,228, Sefo Liufau, 2013-16 (779 completions).
Most Attempts Without An Interception At Start of Season—139, Sefo Liufau, 2016
Most Consecutive Attempts Without An Interception—152, Sefo Liufau (nine games, Nov. 13, 2015 to Nov. 3, 2016).
Most Attempts Without A Touchdown Pass, Game—57, Sefo Liufau, vs. UCLA at Pasadena, Oct. 31, 2015.
Most Passing Attempts by Class/Season, True Freshman—251, Sefo Liufau, 2013 (149 completions).
Most Passing Attempts by Class/Season, Sophomore—498, Sefo Liufau, 2014 (325 completions).
Most Passing Attempts by Class/Season, Junior—344, Sefo Liufau, 2015 (214 completions).
Most Passing Attempts by Class/Game, Sophomore—67, Sefo Liufau vs. California at Berkeley, Sept. 27, 2014 (46 completions).
Most Pass Completions, Game—46, Sefo Liufau vs. California at Berkeley, Sept. 27, 2014 (67 attempts).
Most Pass Completions, Season—325, Sefo Liufau, 2014 (498 attempts).
Most Pass Completions, Career—798, Sefo Liufau, 2013-16 (1,258 attempts).
Most Pass Completions/Duo, Game—19, Sefo Liufau to Nelson Spruce vs. California at Berkeley, Sept. 27, 2014.
Most Pass Completions/Duo, Season—107, Sefo Liufau & Nelson Spruce, 2014 (*Liufau-to-Spruce 105; Spruce-to-Liufau 2*).
Most Pass Completions/Duo, Career—217, Sefo Liufau & Nelson Spruce, 2013-15 (*Liufau-to-Spruce 213; Spruce-to-Liufau 4*).
Most Pass Completions by Class/Season, True Freshman—149, Sefo Liufau, 2013 (251 attempts).
Most Pass Completions by Class/Season, Sophomore—325, Sefo Liufau, 2014 (498 attempts).
Most Pass Completions by Class/Season, Junior—214, Sefo Liufau, 2015 (344 attempts).
Most Pass Completions by Class/Game, Sophomore—46, Sefo Liufau vs. California at Berkeley, Sept. 27, 2014 (67 attempts).
Most Pass Completions by Class/Game, Junior—37, Sefo Liufau, vs. UCLA at Pasadena, Oct. 31, 2015 (57 attempts).
Average Pass Completions Per Game, Season—27.1 (325 in 12 games), Sefo Liufau, 2014.
Highest Pass Completion Percentage, Season (*minimum 250 att.*)—65.3 (325 of 498), Sefo Liufau, 2014.
Most Passing Yards Gained, Season—3,200, Sefo Liufau, 2014.
Most Passing Yards Gained, Career—8,719, Sefo Liufau, 2013-16.
Most Passing Yards Gained by Class/Season, True Freshman—1,779, Sefo Liufau, 2013.
Most Passing Yards Gained by Class/Season, Sophomore—3,200, Sefo Liufau, 2014.
Most Passing Yards Gained by Class/Season, Junior—2,418, Sefo Liufau, 2015.
Most Passing Yards Gained by Class/Game, Sophomore—455, Sefo Liufau vs. California at Berkeley, Sept. 27, 2014.
Most 200-Yard Passing Games, Career—24, Sefo Liufau, 2013-16.
Most 200-Yard Passing Games, Consecutive—7, Sefo Liufau, Nov. 30, 2013-Oct. 4, 2014.
Most 200-Yard Passing Games, Season—10, Sefo Liufau, 2014.
Most 300-Yard Passing Games, Season—5, Sefo Liufau, 2014.
Most 300-Yard Passing Games, Career—10, Sefo Liufau, 2013-16.
***Most Players With 1,000-Yards Passing, Season**—2, Sefo Liufau (1,779) and Connor Wood (1,103), 2013.
***Most 3,000-Yard Passing Seasons, Career**—1, Sefo Liufau, 2014.
Most Yards Gained Against One Opponent—1,101, Sefo Liufau vs. Arizona State (169 in 2013, 278 in 2014, 389 in 2015; 265 in 2016)
***Most Touchdown Passes, Quarter**—3, Sefo Liufau vs. California at Berkeley, Sept. 27, 2014 (first).
Most Touchdown Passes, Game—7, Sefo Liufau vs. California at Berkeley, Sept. 27, 2014.
Most Touchdown Passes, Season—28, Sefo Liufau, 2014.
Touchdown Passes by Class/Season, True Freshman—12, Sefo Liufau, 2013.
Touchdown Passes by Class/Season, Sophomore—28, Sefo Liufau, 2014.
***Touchdown Passes by Class/Game, True Freshman**—3, Sefo Liufau vs. California in Boulder, Nov. 16, 2013.
Touchdown Passes by Class/Game, Sophomore—7, Sefo Liufau vs. California at

Berkeley, Sept. 27, 2014.
Most Consecutive Games Throwing A Touchdown Pass, Overall—20, Sefo Liufau, Oct. 12, 2013 to Nov. 29, 2014.
Most Consecutive Games Throwing A Touchdown Pass, Season—12, Sefo Liufau, Aug. 29, 2014 to Nov. 29, 2014.
Most Consecutive Games Throwing A Touchdown Pass, At Start of Career—20, Sefo Liufau, Oct. 12, 2013 to Nov. 29, 2014.
Most Consecutive Games Throwing Multiple Touchdown Passes—12, Sefo Liufau, Nov. 16, 2013 to Nov. 1, 2014
Most Touchdown Passes/Duo, Season—13, Sefo Liufau to Nelson Spruce, 2014 (includes one from Spruce to Liufau).
Most Touchdown Passes/Duo, Career—18, Sefo Liufau-to-Nelson Spruce, 2013-15 (includes one from Spruce to Liufau).
Lowest Interception Percentage, Season (*minimum 250 att.*)—0.17 (6 of 344), Sefo Liufau, 2015.
Lowest Interception Percentage, Season (*minimum 300 att.*)—0.17 (6 of 344), Sefo Liufau, 2015.
Lowest Interception Percentage, Career (*minimum 200 att. per season*)—0.25 (32 of 1,258), Sefo Liufau, 2013-16.
Most Consecutive Games Throwing An Interception—9, Sefo Liufau, Sept. 6, 2013 to Nov. 8, 2014.

TOTAL OFFENSE (17)

***Most Snaps From Scrimmage, Game**—114, Sefo Liufau vs. UCLA at Pasadena, Oct. 31, 2015
Most Plays, Game—77, Sefo Liufau vs. California at Berkeley, Sept. 27, 2014 (*67 pass, 10 rush*).
Most Plays, Season—567, Sefo Liufau, 2014 (*498 pass, 69 rush*).
Most Plays, Career—1,559, Sefo Liufau, 2013-16 (*1,258 pass, 301 rush*).
Most Yards Gained, Game—527, Sefo Liufau vs. California at Berkeley, Sept. 27, 2014 (455 pass, 72 rush).
Most Yards Gained, Season—3,336, Sefo Liufau, 2014 (3,200 pass, 136 rush).
Most Yards Gained, Career—9,424, Sefo Liufau, 2013-16 (8,719 pass, 705 rush).
Most Yards Gained By Class/Game, Sophomore—527, Sefo Liufau vs. Cal at Berkeley, Sept. 27, 2014 (455 pass, 72 rush).
Most Yards Gained By Class/Season, Sophomore—3,336, Sefo Liufau, 2014 (3,200 pass, 136 rush).
Yards Gained, Two Seasons—6,020, Sefo Liufau (3,336 in 2014, 2,684 in 2015).
***Most 300-Yard Games, Consecutive**—2, Sefo Liufau, Oct. 10-17, 2015.
Most 300-Yard Games, Season—5, Sefo Liufau, 2014.
Most 300-Yard Games, Career—9, Sefo Liufau, 2013-15 (1 in 2013, 5 in 2014, 1 in 2015, 2 in 2016).
Touchdowns Responsible For, Game—7, Sefo Liufau vs. California at Berkeley, Sept. 27, 2014 (7 pass).
Touchdowns Responsible For, Season—28, Sefo Liufau, 2014 (28 pass, 0 rush).
Points Responsible For, Game—42, Sefo Liufau vs. California at Berkeley, Sept. 27, 2014 (7 TD).
Points Responsible For, Season—168, Sefo Liufau, 2014.

OTHER (8)

Most Career Starts At Quarterback (35); Record: 35, Darian Hagan, 1989-91.
***Two-Point Conversions Made, Game**—1, Sefo Liufau (on two occasions).
Most First Downs Earned, Game—28, Sefo Liufau vs. California at Berkeley, Sept. 27, 2014 (26 passing, 2 rushing).
Most First Downs Earned, Season—162, Sefo Liufau, 2014 (150 passing, 12 rushing).
Most First Downs Earned, Career—465, Sefo Liufau, 2013-16 (397 passing, 65 rushing, 3 receiving).
Most First Downs Earned/Passing, Season—150, Sefo Liufau, 2014.
Most First Downs Earned/Passing, Career—397, Sefo Liufau, 2013-16.
Quickest Score At Start of Game—0:11 into game, vs. Arizona at Tucson, Nov. 8, 2014 (Shay Fields 75 pass from Sefo Liufau: 1 play, 75 yards, 0:11).
Quickest Score From Scrimmage—0:11 into game, vs. Arizona at Tucson, Nov. 8, 2014 (Shay Fields 75 pass from Sefo Liufau: 1 play, 75 yards).

CAREER RECORDS WITHIN REACH (7)

Highest Completion Percentage, Career (63.2); Record: 60.8, Joel Klatt, 2002-05.
Most 2,000-Yard Passing Seasons, Career (2); Record: 3, Kordell Stewart (1992-94) and Joel Klatt (2003-05).
Most Touchdown Passes, Career (56); Record: 60, Cody Hawkins, 2007-10.
Highest Efficiency Rating, Season (145.5); Record: 143.7, Koy Detmer, 1996.
Touchdowns Responsible For, Career (63); Record: 67, Cody Hawkins, 2007-10 (60 pass, 7 rush).
Points Responsible For, Career (382; 63 TD, 2 2Pt-PAT)—408, Cody Hawkins, 2007-10 (67 TD, 3 2Pt-PAT)

(*—tied record)

ASSAULT ON LIUFAU

Senior QB Sefo Liufau has been criticized by some because he has a 13-22 record as a starter and like most quarterbacks, has had a few untimely interceptions. The now fourth-year starter (35 starts, tied for the school record) has had to endure a lot of hits and pressure while never having the luxury until this year of playing behind an experienced offensive line (or one that has been healthy for most of a season). In his career, he has dropped back to pass 1,323 times; he has been sacked 65 times (*the second-most in school history, see below*); otherwise he is 798-of-1,258 for 8,719 yards with 56 touchdowns and 32 interceptions. His 63.4 completion percentage stands to be the best in school history (Joel Klatt has the record of 60.8). But that doesn't tell the whole story: Liufau has had 170 of his throws hurried, which is tallied when the quarterback is rushed and throws an incompleton or interception. Thus a whopping 37 percent of his non-completions have been when he is on the run (170 of 460); to put that in perspective, it's the second most throws by a Colorado QB that have been hurried—Cody Hawkins had 207 of such in his career. And of his 30 interceptions, six came on tips or break-ups. Despite the above, he has set or tied 82 school records, which are listed on the previous page.

CU'S MOST SACKED QUARTERBACKS (No./Yards Lost): Tyler Hansen 82/617 (2008-11); Sefo Liufau 65/399 (2013-16); Mike Moschetti 64/481 (1998-99); Bill Solomon 63/447 (1977-80); Joel Klatt 62/416 (2003-05); Kordell Stewart 55/451 (1991-94); Cody Hawkins 49/384 (2007-10).

LIUFAU ON CU'S ALL-TIME PASSING LISTS

QB Sefo Liufau's assault on the top career passing marks, as well as total offense, at Colorado through games of November 5:

PASSING ATTEMPTS

Rk	Player (Seasons)	Att
1	Sefo Liufau (2013-16).....	1,258
2	Cody Hawkins (2007-10)	1,214
3	Joel Klatt (2002-05).....	1,095
4	Tyler Hansen (2008-11).....	872
5	Kordell Stewart (1991-94).....	785

PASSING YARDS

Rk	Player (Seasons)	Yards
1	Sefo Liufau (2013-16).....	8,719
2	Cody Hawkins (2007-10).....	7,409
3	Joel Klatt (2002-05).....	7,375
4	Kordell Stewart (1991-94).....	6,481
5	Tyler Hansen (2008-11).....	5,705

COMPLETION PERCENTAGE

Rk	Player (Seasons)	Pct.
1	Sefo Liufau (2013-16).....	63.2
2	Joel Klatt (2002-05)	60.8
3	Mike Moschetti (1998-99)	60.3
4	Koy Detmer (1992-96).....	58.9
5	Kordell Stewart (1991-94)	58.1

COMPLETIONS

Rk	Player (Seasons)	Com-
1	Sefo Liufau (2013-16).....	798
2	Cody Hawkins (2007-10)	667
3	Joel Klatt (2002-05).....	666
4	Tyler Hansen (2008-11).....	505
5	Kordell Stewart (1991-94).....	456

TOUCHDOWN PASSES

Rk	Player (Seasons)	TD
1	Cody Hawkins (2007-10).....	60
2	Sefo Liufau (2013-16).....	56
3	Joel Klatt (2002-05).....	44
4	Koy Detmer (1992-96).....	40
5	Tyler Hansen (2008-11).....	35

TOTAL OFFENSE

Rk	Player (Seasons)	Yards
1	Sefo Liufau (2013-16).....	9,424
2	Kordell Stewart (1991-94)	7,770
3	Cody Hawkins (2007-10)	7,250
4	Joel Klatt (2002-05)	7,245
5	Sefo Liufau (2013-15).....	6,183

LIUFAU TOPS THE CHARTS IN PLAYS

QB Sefo Liufau had easily been a part of the most plays (858) by the end of a sophomore year in CU history. He now ranks first all-time on the CU charts, the fifth to participate in 1,000 plays, and he took over the all-time mark with his 47 plays in the '16 season opener against Colorado State. A look at who's been a part of the most plays in Colorado annals (700-plus):

TOTAL PLAYS IN A CU UNIFORM

Rk	Player (Seasons)	Rush	Pass	Total
1	Sefo Liufau (2013-16).....	301	1,258	1,559
2	Cody Hawkins (2007-10).....	121	1,214	1,335
3	Joel Klatt (2002-05).....	118	1,095	1,213

Rk	Player (Seasons)	Rush	Pass	Total
4	Kordell Stewart (1991-94).....	302	785	1,087
5	Tyler Hansen (2008-11).....	279	872	1,051
6	Rodney Stewart (2008-11).....	2	809	811

Rk	Player (Seasons)	Rush	Pass	Total
7	Mike Moschetti (1998-99).....	186	607	793
8	Steve Vogel (1981-84).....	94	688	782
9	Eric Bieniemy (1987-90).....	3	699	702

LIUFAU SIXTH TO CRACK 100, FIRST TO DO IT TWICE AND THRICE

QB Sefo Liufau became the sixth player in CU history to throw at least 100 passes without an interception as a junior and has since done it two more times, becoming the first player to do it not only twice but three times. After throwing 23 interceptions in his first two seasons (749 attempts), he has just eight in his last 509 (or an interception rate of just .016). His latest streak of 152 set a CU record before it ended against UCLA. The longest streaks in CU history:

152	Sefo Liufau	(nine games; Nov. 13, 2015 to Nov. 3, 2016)	107	Sefo Liufau	(four games, Sept. 3 to Oct. 3, 2015)
139	Joel Klatt	(five games, Oct. 15 to Nov. 12, 2005)	104	Craig Ochs	(four games, Oct. 14 to Nov. 4, 2000)
131	Tyler Hansen	(four games, Sept. 3 to Oct. 1, 2011)	100	John Hessler	(six games: Sept. 2 to Oct. 7, 1995)
118	Sefo Liufau	(four games: Oct. 10 to Oct. 31, 2015)		:99Darian Hagan	(six games: Sept. 21 to Nov. 2, 1991)
114	Cody Hawkins	(four games, Oct. 9 to Nov. 6, 2010)	98	Kordell Stewart	(1994)

LIUFAU RETURNS FROM INJURY AND SNARES PAC-12 OFFENSIVE HONOR

Senior QB Sefo Liufau earned the Pac-12's initial Offensive Player of the Week honor for his efforts in CU's 44-7 win over Colorado State. He completed 23-of-33 passes for 318 yards and a touchdown (no interceptions), while rushing 14 times for 66 yards. His passer rating was 160.6 and he earned 17 first downs (5 rush/12 pass). It was especially significant since it was his first game back after a Lisfranc (foot) injury sidelined him for the last 2¾ games in 2015. During the game, he became CU's all-time leader in passing yards and also took over the record for the most offensive plays for a career.

CU's Pac-12 Conference Player of the Week Honors (since joining the conference in 2011: 12 total, six this year; *—denotes game in Boulder):

Sept. 10, 2011	*Paul Richardson, WR (Offensive vs. California)	Sept. 2, 2016	Sefo Liufau, QB (Offensive vs. Colorado State)
Nov. 12, 2011	*Travis Sandersfeld, CB (Defensive vs. Arizona)	Sept. 24, 2016	Steven Montez, QB (Offensive vs. Oregon)
Nov. 25, 2011	Jon Major, OLB (Defensive vs. Utah)	Oct. 1, 2016	Davis Price, PK (Special Teams vs. Oregon State)
Sept. 22, 2012	Jordan Webb, QB (Offensive vs. Washington State)	Oct. 15, 2016	*Phillip Lindsay, TB (Offensive vs. Arizona State)
Sept. 1, 2013	Paul Richardson, WR (Offensive vs. Colorado State)	Oct. 22, 2016	Tedric Thompson, SS (Defensive vs. Stanford)
Sept. 19, 2015	Kenneth Olugbode, ILB (Defensive vs. Colorado State)	Nov. 3, 2016	*Isaiah Oliver, CB (Special Teams vs. UCLA)

MONTEZ-MANIA

Redshirt freshman **QB Steven Montez** had quite the starting debut in CU's 41-38 at Oregon, easily one of the best in school history and arguably the best. He completed 23 of 32 passes for 333 yards (3 TD/2 INT), for a passer rating of 177.7 and also had 21 rushes for 135 yards (6.4 per), with a touchdown and a long run of 32 yards. It all added up to 468 yards of total offense and 23 first downs earned (8 rush/15 passing).

- He enjoyed the fifth-best game in a quarterback's first start at Colorado in terms of passing yards, but the best in total offense (*see charts below*).
- His 135 yards rushing were the most in a debut by a starting Buff QB (topping the 116 by Darian Hagan vs. Texas in 1989) and is the 10th most in any game all-time at Colorado by a quarterback (and the first 100-yard game by a quarterback since Nov. 4, 2006 when Bernard Jackson had 105 against Kansas State).
- His 468 yards of total offense were the fourth-most in a single-game in Colorado history.
- It was the first-ever 300 passing/100 rushing game in CU history and just the second 200/100 game (Stewart had 205/143 vs. Notre Dame in the '95 Fiesta Bowl).
- His 14 straight completions in the first half tied for the second-most in school history (trailing 15 by Mike Moschetti over two games in 1999); it matched the most in one game (Koy Detmer, 14 at Colorado State in 1996).

Most Yards Passing / CU Quarterback Debut

Yards (A-C-I, TD)	Player	Opponent	Date	Result
418 (50-33-5, 2)	Koy Detmer	Oklahoma	10/24/1992	T, 24-24
409 (36-21-1, 4)	Kordell Stewart	Colorado State	9/05/1992	W, 37-17
402 (34-21-0, 4)	Joel Klatt	Colorado State (Denver)	8/30/2003	W, 42-35
348 (34-24-0, 5)	John Hessler	at Oklahoma	9/30/1995	W, 38-17
333 (32-23-2, 2)	Steven Montez	at Oregon	9/24/2016	W, 41-38
257 (32-21-0, 3)	Mike Moschetti	Colorado State (Denver)	9/05/1998	W, 42-14
239 (25-15-0, 1)	Craig Ochs	at Texas A & M	10/07/2000	W, 26-19

Most Total Offense / CU Quarterback Debut

Yards (Pass, Rush)	Player	Opponent	Date	Result
468 (333, 135)	Steven Montez	at Oregon	9/24/2016	W, 41-38
430 (409, 21)	Kordell Stewart	Colorado State	9/05/1992	W, 37-17
396 (418, -22)	Koy Detmer	Oklahoma	10/24/1992	T, 24-24
392 (402, -10)	Joel Klatt	Colorado State (Denver)	8/30/2003	W, 42-35
270 (257, 13)	Mike Moschetti	Colorado State (Denver)	9/05/1998	W, 42-14

The list of honors Montez received for his efforts:

- National Offensive Player of the Week by CollegeSportsMadness.com;
- The Pac-12 Conference Offensive Player-of-the-Week;
- One of eight QBs named a Manning Award Star of the Week;
- One of eight QBs named to the Davey O'Brien Foundation's "Great 8" list;
- Rose Bowl Game Football Committee Pac-12 Player of the Week;
- NFF/College Hall of Fame Colorado Chapter Player of the Week;
- Named to the Earl Campbell Tyler Rose Award honorable mention list for its player of the week.

A FIRST BY MONTEZ SINCE 1959 ... WE'RE PRETTY SURE

Colorado redshirt freshman **QB Steven Montez** became the first know player in CU history to throw a touchdown on his first career passing attempt since **Joe Dowler** did so back in 1959. Montez hit Kabion Ento on a 69-yard scoring strike in the second quarter last week against Idaho State. Dowler did so on Oct. 3, 1959 at Oklahoma, a 15-yard TD pass to Kirk Campbell in a 42-12 loss to the Sooners.

MONTEZ THE 12TH FRESHMAN AT COLORADO TO START A GAME AT QUARTERBACK

Redshirt freshman **QB Steven Montez** became just the 12th freshman in school history to start a game at quarterback at Colorado (the sixth redshirt frosh to do so) when he took the first snap at Oregon on September 24. He had the second-most passing yards by a freshman in a starting debut at CU quarterback. A closer look at every freshman's first career start at CU (*—denotes redshirt freshman):

FRESHMAN PERFORMANCES, FIRST CAREER START AT COLORADO

Quarterback	Date	Opponent	Result	Passing	Quarterback	Date	Opponent	Result	Passing
Randy Essington	10/18/80	at Missouri	L 7-45	22-11-1, 58 , 0 td	*Cody Hawkins	9/01/07	Colorado State (Denver; OT)	W 31-28	31-18-1, 201 , 2 td
*Steve Vogel	10/24/81	at Iowa State	L 10-17	16-12-0, 89 , 0 td	Tyler Hansen	10/25/08	at Missouri	L 0-58	16-12-0, 72 , 0 td
Marc Walters	11/22/86	at Kansas State	W 49- 3	4- 4-0, 111 , 1 td	*Nick Hirschman	10/29/11	at Arizona State	L 14-48	7- 4-0, 52 , 0 td
Koy Detmer	10/17/92	OKLAHOMA	T 24-24	50-33-5, 418 , 2 td	Sefo Liufau	10/19/13	CHARLESTON SOUTHERN	W 43-10	20-14-0, 198 , 1 td
*Zac Colvin	10/23/99	at Iowa State	W 16-12	23-14-1, 116 , 1 td	*Cade Apsay	11/21/15	at Washington State	L 3-27	40-26-2, 238 , 0 td
Craig Ochs	10/07/00	at Texas A&M	W 26-19	25-15-0, 239 , 1 td	*Steven Montez	9/24/16	at Oregon	W 41-38	32-23-2, 333, 3 td

THE "RUSHING/PASSING" QB

QB Sefo Liufau is eighth at CU in all-time rushing yards by a quarterback (ninth-best average per attempt); he didn't score a rushing touchdown in his career until his junior season, when he scored **five** before suffering a season-ending Lisfranc (foot) injury against USC. It was the most rushing TDs scored in a season by CU quarterback since Bernard Jackson had seven in 2006. He had a touchdown receiving (against Arizona as a sophomore in 2014, coming on his 785th career touch), but didn't carry one over the goal line until his 22nd game, which was against Massachusetts in Boulder (and his 931st play). The list of CU's all-time rushing yards by quarterbacks adjusted to allow for sacks (*—Anderson switched to tailback in the third game of the 1969 season):

Rk	Player (Seasons)	Gross Att-Yards	Sacked/ Yds Lost	Adjusted Att	Yards	Avg.	TD	Rk	Player (Seasons)	Gross Att-Yards	Sacked/ Yds Lost	Adjusted Att	Yards	Avg.	TD
1	Darian Hagan (1988-91).....	489-2,007	42/264	447	2,271	5.08	27	10	Ken Johnson (1971-73).....	274- 727	32/264	242	991	4.10	8
2	Byron White (1935-37).....	342-1,864	?	342	1,864	5.45	22	11	Bill Solomon (1977-79).....	287- 509	63/447	224	956	4.27	10
3	*Bob Anderson (1967-69).....	390-1,580	24/162	366	1,742	4.76	20	12	Harry Narcisian (1947-49).....	227- 894	?	227	894	3.94	8
4	Kordell Stewart (1991-94).....	302-1,289	55/451	247	1,740	7.04	15	13	Bernard Jackson (2004-06).....	164- 690	28/155	136	845	6.21	7
5	Mark Hatcher (1984-87).....	375-1,470	16/ 95	359	1,565	4.36	16	13	Bernie McCall (1964-66).....	289- 725	14/120	275	845	3.07	6
6	David Williams (1973-75).....	276- 959	32/251	244	1,210	4.96	12	15	Jim Bratten (1968-70).....	220- 724	17/105	203	829	4.08	4
7	Sal Aunese (1987-88).....	235-1,009	18/102	217	1,111	5.12	14	16	Zack Jordan (1950-52).....	227- 748	?	227	748	3.30	7
8	Sefo Liufau (2013-16).....	301- 705	65/399	236	1,104	4.68	7	And ...							
9	Tyler Hansen (2008-11).....	279- 478	82/617	197	1,095	5.56	8	... Steven Montez (2016).....	47- 220	9/ 57	38	277	7.29	1	

QB TANDEM HONORED: Colorado's **Sefo Liufau** (Sept. 2 vs. Colorado State) and **Steven Montez** (Sept. 24 at Oregon) have earned Pac-12 Offensive Player of the Week honors this season, becoming just the fifth time two different quarterbacks from the same team have won the honor in the same season. The others were in 2014: UCLA's Jerry Neuheisel (Sept. 15) and Brett Hundley (Sept. 29) and Washington State's Connor Halliday (Oct. 6) and Luke Falk (Nov. 10); in 1998: Arizona's Oretege Jenkins and Keith Smith (shared honors on Oct. 3); and in 1992: UCLA's Rob Walker (Sept. 19) and John Barnes (Nov. 21).

AWUZIE ATOP D-BACK SACK CHART

CB Chidobe Awuzie has become CU's all-time quarterback sack leader – among defensive backs. He has three this season after having four a year ago and now has eight in his career – topping the 6½ Michael Lewis had from 1998-2001. He was also the first CU defensive back to record a quarterback sack in three straight games. Awuzie also has cracked CU's top 35 in tackles, as he is 32nd with **252** (10th in solo stops with **211**), and his **25** tackles for loss are also the most by a defensive back at CU.

Here's a look at the list of CU defensive backs with the most career sacks:

CAREER QUARTERBACK SACKS / Defensive Backs

Rk	Player (Seasons)	No.	Yards
1	Chidobe Awuzie (2013-16)	8	62
2	Michael Lewis (1998-2001).....	6½	42
3	Rashidi Barnes (1996-99).....	5½	50
4	Jeff Donaldson (1980-83).....	4	30
4	Clyde Surrell (2000-03).....	4	24
4	Tony Rettig (1982-83).....	4	20

THIRD DOWN STOPS AN AWUZIE TRAIT AS WELL

Awuzie is also CU's all-time leader among defensive backs in third down stops (he topped CB Cha'pelle Brown's 39 with one against UCLA); he also has the fifth-most in school history since CU started tracking this unique stat in the late 1980s. The all-time list (this stat includes fourth down stops as well):

Rk	Player, Position	Seasons	No.	Rk	Player, Position	Seasons	No.	Rk	Player, Position	Seasons	No.
1	Jordan Dizon, ILB	2004-07	48	7	Jashon Sykes, ILB	1998-01	34	11	Donald Strickland, CB	1999-02	31
2	Matt Russell, ILB	1993-96	45	7	Akarika Dawn, ILB	2002-05	34	--	*Joel Steed, DT	1988-91	26
3	Chad Brown, ILB/OLB	1989-92	42	8	Jimmie Gilbert, OLB	2013-16	33	(*—most by a defensive lineman.)			
4	Greg Biekert, ILB	1989-92	41	9	Ted Johnson, ILB	1991-94	32	--	Addison Gillam, ILB	2013-16	24
5	Chidobe Awuzie, CB	2013-16	40	11	Alfred Williams, OLB	1987-90	31	--	Kenneth Olugbode, ILB	2013-16	24
6	Cha'pelle Brown, CB	2006-09	39	11	Michael Lewis, SS	1998-01	31	--	Tedric Thompson, SS	2013-16	23

WITHERSPOON THE YIN IF AWUZIE IS THE YANG

Colorado **CB Ahkello Witherspoon** is tied for seventh in the nation with 13 passes defended (12 deflections, one interception); Indiana's Rashard Fant leads with 16. Witherspoon has had at least one breakup in eight of nine games this season (he didn't have one against UCLA). Witherspoon has broken up two passes in four different games this year: Colorado State, Michigan, Arizona State and Stanford, and had two defended at Oregon when he made his interception along with a PBU. Prior to this season he had six pass breakups, thus now with **18** in his career, he is tied for the 28th most in school history. He needs two more breakups this year to crack into the top 10 for the most in a single season by a Buffalo. The school record for breakups in a season is the 22 that Ben Kelly recorded in 1998.

FIRST TO BREAK OUT IN 2016: DEVIN ROSS

WR Devin Ross burst on to the scene starting in the opener, when he caught eight passes against Colorado State, six of which earned first downs. He then had his career game at Oregon, when he had a seven-catch, 153-yard, one touchdown performance. It was his second career 100-yard receiving game, the first of the season by any Buff, and at the time, it gave him a touchdown reception in each of the first four games of the season. The last Buff to open a season with a TD catch in each of the first four games was Nelson Spruce in 2014, who actually had a TD catch in each of the first five games that year. Ross' streak of four straight games catching a touchdown tied for the third longest in school history but came to an end against Oregon State. Back to his game at Oregon – Ross' 153 yards receiving was a career-high and marked the 28th game in school history where a Buff receiver went for over 150 yards receiving. He has also earned 25 first downs this season (one rushing); he had all of 10 coming into the year.

MR. DEEP THREAT

Junior **WR Shay Fields** has nine career plays from scrimmage that are 50 yards or longer, including four this season (third-most in the country); the school record is 13, set by WR Paul Richardson (2010-13). Fields this season is averaging 18.2 yards per catch (ranks No. 34 nationally, third in the Pac-12) and has five touchdown catches. It is not just this season however that Fields has been producing; he is currently 10th in Colorado history in career receptions (**126**), receiving yardage (**1,686**) and touchdowns (**14**). Fields' long-receptions:

75 at Arizona	2014	(Liufau; TD)	67 at Arizona State	2015	(Liufau)	60 vs. Colorado State	2016	(Liufau)
72 Arizona	2015	(Liufau; TD)	65 vs. Colorado State	2015	(Liufau; TD)	52 Utah	2014	(Liufau)
70 at Michigan	2016	(Liufau; TD)	63 Oregon State	2016	(Montez; TD)	51 Oregon State	2016	(Montez; TD)

Fields' **14** career touchdown receptions have covered some **514** yards (19, 4, 2 and 75 as a freshman in 2013; 65, 8, 72 and 30 as a sophomore in 2015; and 70, 7, 51, 33, 63 and 15 this season). That works to **36.7** per score, which is third in the NCAA for players with 10 or more TD receptions. The list (research by Purdue sports information):

Player, School	TDs	Yards	Avg./Per	Player, School	TDs	Yards	Avg./Per	Player, School	TDs	Yards	Avg./Per
Amba Etta-Tawo, Syracuse	10	430	43.00	Robert Davis, Georgia State	15	583	38.87	Taywan Taylor, Western Kentucky	34	1,238	36.41
James Washington, Oklahoma St.	24	998	41.58	DeAngelo Yancey, Purdue	17	650	38.24	Scott Miller, Bowling Green	10	354	35.40
Anthony Miller, Memphis	12	498	41.50	Carlos Henderson, Louisiana Tech	24	885	36.88	Next Pac-12:			
Mack Hollins, North Carolina	20	820	41.00	Shay Fields, Colorado	14	514	36.71	JuJu Smith-Schuster, USC	23	687	29.87
Shelton Gibson, West Virginia	15	606	40.40	Cody Thompson, Toledo	14	510	36.43				

DÉJÀ VU: STARTING TWINS

In 2015, the Buffs were the only team in the country (FBS) who had twins that are both in the starting lineup, until **Jeromy Irwin** was lost for the season with a knee injury in the UMass game. He was starting at left tackle and **Sean Irwin** at tight end. The duo started three games in 2014 (the first two against CSU and Massachusetts and the finale against Utah). Several other teams have twins, and in a few cases, more than one set, but the Irwins were the only starting pair to start the season; they're technically not twins—they're two-thirds of a set of triplets (the other brother doesn't play football).

MR. SPORTSCENTER TOP 10

While we're on receivers, junior **Bryce Bobo** appeared in SportsCenter's Top 10 two times now in the first month of the season. His first highlight came in the season-opener with his 46-yard one-handed catch inside the five-yard line. That play was No. 3 on SportsCenter's daily top 10 highlight package. He had the No. 1 play of the day on Saturday, Sept. 24, with his one-handed, body-twisting catch on a 31-yard touchdown grab that was the game-winner for the Buffaloes. Bobo this year has caught 37 passes for 495 yards and two touchdowns.

► **SWEET HOME CALIFORNIA.** Bobo, playing in Los Angeles in front of his family and friends (hometown is Covina, Calif.) had one of the best games of his career against USC on Oct. 8. The only thing missing from his stat line was the win, but he did more than his part in CU's narrow 21-17 loss. Bobo caught a career-high 10 passes (old: 6 vs. Arizona last year) for 83 yards, with seven of the receptions earning first downs. He also threw a 67-yard touchdown pass (left-handed) to Phillip Lindsay, which was his first career pass attempt (his passer rating is 992.8). He was responsible for both of Colorado's touchdowns in the game, also catching a 10-yard pass in the end zone early in the fourth quarter that tied the contest at 14.

CHASING DOWN 1,000

Colorado has three receivers right around the 500-yard receiving mark eight games into the season. **Shay Fields** leads the team with 602 yards, the sixth most yards in the conference, and is trailed by **Devin Ross** with 515 and **Bryce Bobo** with 475. Colorado is looking to continue on with its streak of having a 1,000-yard receiver, something the Buffs have produced in three consecutive seasons. There have been nine 1,000-yard receiving seasons in school history, but just once (1992) did CU have multiple 1,000-yard receivers in the same season. That year it was Charles Johnson with 1,149 yards and Michael Westbrook with 1,060. In NCAA Division I-FBS history there have been five occasions where a team produced three 1,000-yard receivers, the last being Fresno State in 2013. Those NCAA figures include bowl game statistics, whereas CU's records do not. Here is a look at the previous five schools who had a trio of 1,000-yard receivers and where they stood through eight games compared to the Buff trio through eight games:

-----Texas Tech (2003)-----			-----Hawai`i (2007)-----			-----Tulsa (2007)-----		
Player (Yr.)	Rec-Yds-TD	After 9 Games	Player (Yr.)	Rec-Yds-TD	After 9 Games	Player (Yr.)	Rec-Yds-TD	After 9 Games
Carlos Francis (Sr.)	75-1177-9	57-912-7	Ryan Grice-Mullen (Jr.)	106-1372-13	76-1031-10	Brennan Marion (Jr.)	39-1244-11	19-713-6
Wes Welker (Sr.)	97-1099-9	68-826-7	Jason Rivers (Sr.)	108-1266-12	69-846-10	Trae Johnson (Fr.)	70-1088-13	47-736-7
Nehemiah Glover (Jr.)	77-1081-9	49-688-7	Davone Bess (Jr.)	92-1174-13	53-763-7	Charles Clay (Fr.)	69-1024-7	38-589-4
-----Houston (2009)-----			-----Fresno State (2013)-----			-----Colorado (2016)-----		
Player (Yr.)	Rec-Yds-TD	After 9 Games	Player (Yr.)	Rec-Yds-TD	After 9 Games	Player (Yr.)	Rec-Yds-TD	After 9 Games
James Cleveland (Jr.)	104-1214-14	74-853-11	Davante Adams (So.)	131-1719-24	91-967-15	Shay Fields (Jr.)	-	34-602-6
Tyron Carrier (So.)	91-1029-7	58-652-4	Isaiah Burse (Sr.)	99-1026-6	61-652-3	Devin Ross (Jr.)	-	45-515-5
Patrick Edwards (So.)	85-1021-6	62-740-3	Josh Harper (Jr.)	79-1011-13	76-917-11	Bryce Bobo (Jr.)	-	37-475-2

PAC-12'S TOP DEFENSE

The Buffaloes lead the Pac-12 in total defense (296.8 ypg), pass efficiency defense (99.1) and is second in third down conversion defense (30.4). The Buffs have now held four opponents to single-digits this season (Oregon State and Stanford did not score a touchdown), the most in 27 years, when CU held four under 10 in 1989 (also doing it in 1985 and 1988; the last time five were held under 10 was in 1978—when the first five opponents of the year all scored seven points). No other Pac-12 school this season has as many games holding the opposition to under 10 points (Washington is second with two games in the single digits). ► **HOW IMPROVED IS THIS DEFENSE?** In 2012, the season before MacIntyre arrived at CU, the Buffs ranked 117th in the nation allowing 488.5 yards per game, and 120th in scoring defense (46.0). Steady improvement and the addition of defensive guru Jim Leavitt have played a marked role in the success.

THREE-HEADED MONSTER

"It's like having three super heroes to throw to," said QB Steven Montez about CU's three-headed monster at wide receiver in juniors **Bryce Bobo**, **Shay Fields** and **Devin Ross**. The trio have combined for 116 catches for 1,612 yards (13.9 per) and 13 touchdowns through nine games. All three have at least 34 receptions; it's just the fourth time in CU history that three wide receivers have made 30-plus catches in the same season (again, receivers, no tight ends or running backs). Three did it 2008 (107 receptions) and 2010 (127); four did it in 2014 (224, led by Nelson Spruce's single season record of 106).

TRIFECTA ACCOMPLISHED; GOING FOR THE RARE QUADFECTA

There's a real rarity on this year's Colorado defense — the last three players to lead the team in tackles are all still playing. In 2013, **ILB Addison Gillam** led the team as a true freshman with 119 (easily the frosh record); in 2015, sophomore **ILB Kenneth Olugbode** finished atop the list with 83; and last year, redshirt freshman **ILB Rick Gamboa** had the honors with 96. It's possible any of the three could lead the team again this season, and at one times **CB Chidobe Awuzie** might have been a threat, as the senior has been flirting with the team lead like a popular song sneaking its way up the top 10: he was sixth as a freshman (59), third as a sophomore (64) and second last year (90). But with teams throwing away from his side of the field, it looks like Olugbode is the odds-on-favorite through nine games to finish in the top spot.

HOME STRETCH

Colorado has three games remaining, two at home in Folsom Field (CU is playing three at home in November for the first time since 2012); CU is the only Pac-12 South program is playing three of its four November games at home. Two North Division schools (Cal and Washington State) have the favorable closing schedule as well and of the 52 teams in the four other Power-5 conferences, only nine of them have three more home games on the schedule once November hits (Alabama, Clemson, Georgia, Iowa State, North Carolina, Tennessee, Texas A&M, Wake Forest and West Virginia). November has been friendly to the Buffs in general, as CU is 58-47-1 dating back to 1986 in the "turkey month." That includes a 53-19 mark versus unranked teams.

CAREER CHART WATCH

Here's where Buffaloes rank on some of CU's all-time statistical charts through games of November 5 (*Note: Colorado does not count bowl stats into career totals to protect past history, thus career numbers for players past and present will differ from NCAA*):

- ⇒ **TB MICHAEL ADKINS** is 42nd in rushing yards (**1,172**).
- ⇒ **CB CHIDOBE AWUZIE** is ninth in pass deflections (**30**), is 32nd in tackles (**252**; he is 10th in solo stops with **211**), is tied for 25th in tackles for loss (**25**; tied for the most by a defensive back) and is first in sacks by a defensive back (**8**);
- ⇒ **WR BRYCE BOBO** is 25th in receptions (**84**) and is 33rd in receiving yards (**897**).
- ⇒ **WR SHAY FIELDS** is 10th in receptions (**126**), is 10th in receiving yards (**1,686**) and is tied for ninth in touchdown receptions (**14**).
- ⇒ **OLB JIMMIE GILBERT** is 13th in quarterback sacks (**16**).
- ⇒ **ILB ADDISON GILLAM** is 39th in total tackles (**242**) and tied for 33rd in tackles for loss (**23**).
- ⇒ **PK DIEGO GONZALEZ** is 11th in kick scoring (**114**; which is 38th overall) and is tied for ninth in field goals made (**21**).
- ⇒ **TE SEAN IRWIN** is tied for 111th in receptions (**31**) and is 114th in receiving yards (**322**).
- ⇒ **DE SAMSON KAFOVALU** is tied for 38th in quarterback sacks (**9½**).
- ⇒ **TB DONOVAN LEE** is tied for 60th in receptions (**45**) and is 21st in kickoff return yards (**586**).
- ⇒ **TB PHILLIP LINDSAY** is 24th in rushing yards (**1,862**), eighth in all-purpose yards (**3,495**), is 32nd in receptions (**69**), 58th in receiving yards (**604**) and is seventh in kickoff return yards (**1,029**).
- ⇒ **QB SEFO LIUFAU** is first in passing yards (**8,719**), completions (**798**), attempts (**1,258**), completion percentage (**63.4**), total plays (**1,559**), total offense (**9,424**), is second in touchdown passes (**56**), and is 72nd in rushing yards (**705**; minus sack yards, his **1,104** yards are the eighth most by a quarterback).
- ⇒ **OLB DEREK McCARTNEY** is tied for 38th in quarterback sacks (**9½**).
- ⇒ **ILB KENNETH OLUGBODE** is 24th in total tackles (**262**).
- ⇒ **TB DEVIN ROSS** is 31st in receptions (**76**) and is 35th in receiving yards (**863**).
- ⇒ **ILB RYAN SEVERSON** is 10th in kickoff return yards (**872**), fifth in special teams points (**76**) and 20th in special team tackles (**21**).
- ⇒ **SS TEDRIC THOMPSON** is 50th in total tackles (**230**), is tied for ninth in interceptions (**10**) and is 14th in pass deflections (**26**).

COLORADO BY THE NUMBERS IN 2016

- 3:18** The average length of CU's games in 2016 (the quickest **2:58** against Stanford; the longest being **3:32** at Oregon);
- 3-0** Colorado's record against Pac-12 North opponents this season (it was **3-17** entering the year);
- 3** The number of interceptions CU had against Stanford, its most in a game since picking off that number against Central Arkansas on Sept. 7, 2013.
- 4** The number of true freshmen the Buffs have played in 2016 (**1** offense/**2** defense/**1** specialist), the same number as in 2015;
- 10-3** Colorado's non-conference record over the last four seasons under Mike MacIntyre;
- 10-5** The final score of the win at Stanford, CU's lowest point total in winning game since Oct. 8, 1992 (a **6-0** win at Missouri);
- 10** The total yards on offense that Colorado State had in the first quarter of the season opener (while CU had **253**);
- 11** The number of drives CU ran plays in plus territory against Colorado State (out of **13** total; **49** plays in all);
- 12** The number of fumbles by CU tailbacks (on offense) in **46** games under Mike MacIntyre (**1,357** carries; **4** this year in **284**);
- 12** The number of first downs Colorado had earned before CSU picked up its first in the opener (there was **10:23** left in the second quarter);
- 13** The number of players making their debut in CU uniform in the season opener against CSU (including **2** who started, OG Lynott and S Laguda);
- 17-(-of-31)** Colorado's second down efficiency at Oregon (a 54.8 conversion rate including 5-of-5 on 2nd-and-4 or less);
- 19** The number of players earning first downs for Colorado this season (including QB Sefo Liufau, who has earned at least one all three ways for four years);
- 21.9** The average number of seconds between plays by the Colorado offense (**728** scrimmage/**20** FGA/**45** punts, 289:12 possession time, or **17,352** seconds);
- 22** The number of consecutive games Colorado has forced a turnover, the longest streak in the nation;
- 27** The number of different NFL teams that have scouted the Buffaloes on game days this season;
- 29** The number of Colorado games played in less than three hours since 1990 (out of **325** games; one this year—Stanford);
- 34-0-1** Colorado's all-time record when rushing for 300-plus yards in a game (one game this year: **315** against Arizona State in a 40-16 win on Oct. 15);
- 35.9** The third down efficiency of opponents against Colorado in the state's borders since the '09 opener (**271-of-755**);
- 37.8** The opponents' combined percentage on third down inside-the-CU 20 (**73-of-193**) in the last 90 games (dating to 2008);
- 41** The margin of victory over Oregon State (**47-6**), CU's largest in a conference game since 1992 (a **54-7** win over Kansas State);
- 50** The number of Buffaloes who have scored 100 or more career points (PK Diego Gonzalez and TB Phillip Lindsay joined the group this year);
- 53** The number of Buffaloes who have 1,000 or more career rushing yards; who will make it 54?
- 72.3** The average number of plays (plays, kicks, returns) per fumble in the MacIntyre Era at Colorado (**58** fumbles, **4,191** touches);
- 73.7** The combined conversion percentage on third down with one- and two-yards to go for a first (**28-of-38**);
- 100** The combined points scored in CU's first two games of the season, its most since 1994 (103);
- 130** The number of additional plays on offense that Colorado has run compared to its opponents this season (**+331** over the last two-plus seasons);
- 119** The number of passes thrown by CU quarterbacks before the first opponent interception, the most-ever into a season (topping **105** in 2000);
- 156** The number of consecutive PAT kicks CU kickers had made from Nov. 26, 2011 through Sept. 24, 2016, when Oregon blocked one;
- 227** The number of first downs Colorado has through seven games (**107** rush/**102** pass/**18** by penalty), ranking 16th in the NCAA (and third in the Pac-12);
- 260** The number of rushing yards by Colorado against Colorado State, the most by the Buffs in a season opener since 1994 (407 against NE Louisiana);
- 307** The number of all-time wins Colorado has recorded at Folsom Field since it opened on Oct. 11, 1924 (No. 300 came vs. California in 2013);
- 359** Through three games, CU had allowed exactly the same number of yards rushing AND passing: 359 (or **718** total);
- 468** The total offense that QB Steven Montez amassed in his first career start at Oregon on Sept. 24 (**333** passing, **135** rushing and accounting for **4** TDs);
- 593** Colorado's total offense against Oregon, its most in 21 games against the Ducks and actually the first time the Buffs gained over 400;
- 992.8** The passer rating for WR Bryce Bobo, as he is 1-for-1 for 67 yards and a touchdown (the NCAA formula does not cap it like the NFL's);
- 1,101** The number of passing yards that QB Sefo Liufau finished with Against Arizona State, the most by a CU player against any single opponent (four games);
- 4,176** The air miles CU racked up traveling in back-to-back weeks to play Michigan and Oregon, the first time CU played back-to-back in the ETZ and PTZ.

2016 SENIORS (24)

No.	Player	Pos.	Ht.	Wt.	Cl.	Exp.	Hometown (High School/Previous College)	Major	TGD
16	AWINI, Jaleel	WR	6-2	215	Sr.	1L	Aurora, Colo. (Rangeview/Air Force)	Economics	(Dec. '16)
4	AWUZIE, Chidobe	DB	6-0	205	Sr.	3L	San Jose, Calif. (Oak Grove)	Business-Management	(Dec. '16)
84	BAGBY, David	WR	6-0	180	Sr.	VR	San Diego, Calif. (Torrey Pines/Arizona)	Sociology	(May '17)
99	*BOATMAN, Brian	TE	6-3	225	Sr.	1L	Centennial, Colo. (Kent Denver)	Economics	(May '17)
70	CALLAHAN, Shane	OL	6-6	300	Sr.	2L	Parker, Colo. (Chaparral/Auburn)	Communication	Graduated (Aug. '16)
92	CARRELL, Jordan	DE	6-3	300	Sr.	1L	Roseville, Calif. (Roseville/ American River College)	Communication	(Dec. '16)
7	GEHRKE, Jordan	QB	6-1	200	Sr.	2L	Scottsdale, Ariz. (Notre Dame Prep/Scottsdale CC)	Psychology	(May '17)
98	GILBERT, Jimmie	OLB	6-5	230	Sr.	3L	College Station, Texas (A&M Consolidated)	Sociology	(May '17)
10	GONZALEZ, Diego	PK	6-0	215	Sr.	2L	Monterrey, MEXICO (Prepa Tec/Monterrey Tech)	Business (Mngt. & Marketing)	(Dec. '16)
94	#HENINGTON, Tyler	DL	6-2	240	Sr.	2L	Centennial, Colo. (Mullen)	Business (Acct.) & Economics	(May '17)
38	*HILL, Chris	TE/HB	6-2	225	Sr.	1L	Highlands Ranch, Colo. (Mountain Vista)	Communication	(May '17)
99	HOWARD, Aaron	OLB	6-1	230	Sr.	2L	Denver, Colo. (East/Willamette)	Psychology	(Dec. '16)
81	IRWIN, Sean	TE	6-3	250	Sr.	3L	Cypress, Texas (Cypress Fairbanks)	Classics & History	(Dec. '16)
54	KAFOTALU, Samson	DT	6-4	295	Sr.	3L	Riverside, Calif. (Arlington)	Communication	(May '17)
74	KELLEY, Alex	C	6-2	310	Sr.	3L	Oceanside, Calif. (Vista)	Ecology & Evolutionary Biology & English	Graduated (Aug. '16)
13	LIUFAU, Sefo	QB	6-4	230	Sr.	3L	Tacoma, Wash. (Bellarmine Prep)	Economics	(May '17)
31	OLUGBODE, Kenneth	ILB	6-1	220	Sr.	3L	San Jose, Calif. (Bellarmine Prep)	Urban Design & Planning	(May '17)
3	RIPPY, Deaysean	OLB	6-2	240	Sr.	1L	McKees Rocks, Pa. (Sto-Rox/Univ. of Pittsburgh)	Ethnic Studies	(May '17)
30	SEVERSON, Ryan	ILB	5-10	205	Sr.	3L	San Jose, Calif. (Valley Christian)	Business (Mngt. & Marketing)	(Dec. '16)
27	TALIANKO, Travis	ILB	6-1	215	Sr.	1L	Sierra Madre, Calif. (St. Francis/San Jose St./College of the Canyons)	Economics	(Dec. '16)
9	THOMPSON, Tedric	DB	6-1	205	Sr.	3L	Valencia, Calif. (Valencia)	Sociology	(May '17)
58	TUPOU, Josh	DT	6-3	325	Sr.	3L	Buena Park, Calif. (Buena Park)	Communication	(May '17)
53	WIEFELS, Sully	OL	6-3	305	Sr.	1L	Eagle, Idaho (Eagle/American River College)	Political Science	(Dec. '16)
23	WITHERSPOON, Ahkello	DB	6-3	195	Sr.	2L	Sacramento, Calif. (Christian Brothers/SCCC)	Ecology & Evolutionary Biology	(May '17)

*—fourth-year seniors foregoing extra year and will play as seniors in 2016 (or decided after the season); #—career ended by injury.

THE UNDERGRADUATE THREE: Three players, all juniors in eligibility, have already earned their degrees: **ILB Addison Gillam** (Psychology, May '16); **OT Jeromy Irwin** (Communication & History, August '16); **OLB Derek McCartney** (Integrative Physiology, May '16).

GRADUATION REVIEW

Over the last 15 years, Colorado has had **261** of its **286** seniors graduate, or translating to **91.3** percent in this time frame (including 17 of the 20 seniors in 2015); these are the 2001-2015 senior classes, including those players who received medicals. Over the last eight years, 146 of the last 156 have graduated (**93.6%**), with three of those 10 playing in the NFL and haven't been able to complete their requirements. NCAA numbers will not match these (it doesn't allow a school to count transfers who graduate, but it does count against a school if it had a player transfer; it also does not count walk-ons). It's one of the reasons the numbers are skewed to be lower than they really are, especially at tougher academic schools like Colorado and its Pac-12 brethren. **TEAM GRADE POINT AVERAGE:** The team's **2.65** cumulative grade point average through the Spring 2015 semester is its third highest on record (data collected since 1996); the team has nine straight semester GPA's over **2.50**.

BALL SECURITY UNDER MAC

The Buffaloes had 20 fumbles in 2015, a high in the MacIntyre Era, but still a relatively low number for 13 games, especially considering seven were by quarterbacks while being sacked and three others came on bad center snaps (and two others came on the Arizona game's final play when CU tried lateralling the ball several times). In **46** games under Mike MacIntyre, CU has not lost a fumble in **20** of those and just one in **18** other games (meaning more than one only eight times); CU still has just **58** total fumbles in his time as head coach. In the four seasons, the tailbacks have been exceptionally good: they total just **12** fumbles in **1,357** attempts, or one every **113.1** carries (they didn't have a fumble among them in Mac's first year until the ninth game of the year—254 attempts). *Career counts:* **Michael Adkins II** has just two in 262 touches (235 rushes); **Phillip Lindsay** six in 470 (362 rushes; but two of those fumbles were on kickoff returns as a freshman); and **Kyle Evans** one in 105 (98 rushes).

- In three-plus seasons under MacIntyre, the Buffs have just the **58** fumbles in **4,191** touches, or one for every **72.3** plays (this year: 12 in **882** touches: 729 offensive plays (includes one 2-pt play), 102 special team snaps, 51 returns).
- CU established a team record in 2014 for the fewest fumbles in a season – **12** – breaking the mark the '13 team set (14). The six lost fumbles in 2014 were the second fewest ever to five recovered by the opponent in 1956 (out of 23 total). And of the **54** fumbles, the Buffs have lost just **29**.

ADKINS, LINDSAY MAKES IT 52 & 53 FOR CU IN 1,000-YARD CAREER RUNNERS

In 2015, **Michael Adkins** became the 52nd player in Colorado history rush for 1,000 or more yards in a career and later in the year, Phillip Lindsay joined him and became No. 53 to hit the grand mark. CU is seventh all-time in 1,000-yard runners; Oklahoma tops the list with 71 (and the Buffs are tied for ninth with the most 2,000-yard career runners). The all-time leaders in players who have reached the career 1K and 2K plateaus:

Oklahoma	71/29	West Virginia	50/15	Duke	46/ 5	South Carolina	42/16	Illinois	40/16	Baylor	34/11
Ohio State	67/24	Texas	50/18	Mississippi	45/ 8	Virginia	41/17	Indiana	40/12	Wake Forest	34/11
Southern Cal	67/18	Arkansas	47/18	Auburn	43/17	Michigan State	41/16	-----	-----	New Mexico	25+/13
Nebraska	63/28	Houston	47/14	Georgia Tech	43/13	Florida State	41/14	Boston College	39/17	Michigan	?/20
Alabama	55/19	Texas A & M	45/19	Minnesota	43/13	North Carolina	41/13	Florida	37/17	Colorado State	?/16
Army	53/11	LSU	45/15	Air Force	43/11	Penn State	40/14	Mississippi	37/13		
Colorado	53/18	Iowa	45/14	Syracuse	42/22	Virginia Tech	40/19	San Diego State	36/13		

In 1989, Colorado had four players on the roster at the same time with at least 1,000 career yards: **TB Eric Bieniemy**, **TB J.J. Flannigan**, **QB Darian Hagan** and **FB Erich Kissick**. Only two other times did the Buffs have three players that had hit that plateau on the same team, in 1993: **FB James Hill**, **TB Rashaan Salaam** and **TB Lamont Warren** and in 2015: **Christian Powell**, **Michael Adkins** and **Phillip Lindsay**.

HEAD COACH MIKE MacINTYRE

Mike MacIntyre is in his fourth season as the head coach of the University of Colorado football program, and his seventh season as a collegiate head coach; he has a **17-29** record at Colorado and is **33-50** as a head coach in NCAA Division I (FBS). The 25th full-time head coach in CU history (27th overall) brought an impressive pedigree with him to Boulder, resuscitating a San Jose State Spartan team from a 1-12 record in 2010 to one that finished 11-2 in 2012 and was nationally ranked. A veteran coach of 23 seasons, MacIntyre arrived at San Jose State after two years as the defensive coordinator at Duke University, where he was reunited with head coach **David Cutcliffe** from earlier in his coaching days. Those Blue Devil defenses were among Duke's best statistically over a 20-year span, and in 2009, Duke's five wins were the most in a season by the Blue Devils since 1994. The American Football Coaches Association (AFCA) named him its 2009 FBS Assistant Coach of the Year. Another one of his mentors was the legendary and now Pro Football Hall of Fame coach **Bill Parcells**, and of course, his late father, **George MacIntyre**, coached at Vanderbilt (the 1982 national coach of the year).



	Overall	Home	Road	Neutral	2nd Half	Ranked	Unranked	Non-league	League	Bowls
MacIntyre at Colorado	17-29	10-12	4-16	3-1	5-17	0-12	17-17	10- 3	7-26	0- 0
MacIntyre / Career	33-50	19-20	11-29	3- 1	14-26	0-19	33-31	18-11	15-39	0- 0

COLORADO STREAKS: 2-game plus wins, 2-game plus losses: **5, 6**. 3-game plus wins, 3-game plus losses: **2, 6**. 4-game plus wins, 4-game plus losses: **0, 2**. 5-game plus wins, 5-game plus losses: **0, 2**. 6-game plus wins, 6-game plus losses: **0, 1**. Longest winning streak: **1**. Longest losing streak: **9**.

- ◆ MacIntyre, 51, has coached in a total of **339** football games in his career (**83** as a head coach): **180** in NCAA Division I (and another **23** as a grad assistant at Georgia); **82** as a full-time assistant coach in the National Football League; **54** in NCAA Division I-AA (at the time).
- ◆ He became just the second coach at Colorado since 1932 to win his first game at the reins of the Buffaloes (out of 15 coaches), and just the ninth (out of 25) to open with **two** wins. Rick Neuheisel was the last to do both (in 1995).
- ◆ MacIntyre is an '89 graduate of Georgia Tech and is the first Atlantic Coast Conference alum to take over the reins of the CU football program.
- ◆ **MacIntyre On His Roots:** *"I'm the son of a coach. And I received my Ph.D. in coaching from Bill Parcells. I used to sit next to him in staff meetings with the Cowboys. The two most important things I probably learned from him were how to evaluate personnel and how to organize practices."* He says Parcells taught him that quarterbacks learn more in 11-on-11 drills than the standard 7-on-7.
- ◆ He has also been influenced immensely by the late John Wooden (UCLA basketball); he has read all his books numerous times. On his own success: *"It takes a lot of people to be successful, it's never just you. It's everyone around you. The team effort starts before you ever get to the players."*
- ◆ Throughout his coaching career, MacIntyre has crafted an approach to coaching college football that incorporates **"The Four F's"** – Foundation, Family, Future and Football. He believes that if Colorado's student-athletes focus on these 4 F's, it will lead to great things:
Foundation is about becoming a solid person on a daily basis in their daily activities. That includes a commitment to things like self-discipline, perseverance, time management and responsibility;
Family is about being close, caring about each other and being accountable to each other. CU's players have to fully understand how their actions affect their teammates – on the field and in life. They will understand how their actions represent Colorado and their individual legacies;
Future is about putting the necessary energy into their academics; education is their future. Even if our student-athletes go on to play in the NFL for three-to-five years (the average length of a pro career), they need to have an idea about what they want to be the rest of their lives. Football is what they currently do, it's not who they are. Use football to get an education and a better future;
Football is the final F. MacIntyre believes if they have a good foundation, if they're doing the right things, they care about the guys around them and they're doing well academically and know what their future is, when they come to football practice, they are freed up; they'll play better and won't have a lot of baggage.
- ◆ MacIntyre has coached on both sides of the ball, spending four years at Ole Miss (1999-2002) where he started as the wide receivers coach for two seasons and the defensive secondary coach in his final two years. The Rebels posted a 29-19 record in that time with bowl appearances in the 1999 and 2002 Independence Bowls and the 2000 Music City Bowl. The 2001 Rebels ranked fifth nationally in pass defense, allowing just 161.3 yards per game.
- ◆ **The Coin.** MacIntyre always carries the same commemorative coin in his pocket, one his dad received in 1982 as the Bobby Dodd National Coach of the Year. *"I'm the proud son of George MacIntyre,"* he says in referring to his father coaching the Commodores to an 8-4 record that season.
- ◆ **Unique End of Spring.** The coaching staff put the players through one more practice *after* the spring game (in both 2013 and 2014). MacIntyre said it was to go over what they did right and wrong in the game, as well as to teach them how he wanted them to practice on their own in summer workouts.
- ◆ **On players having to be ready at a moment's notice to go into the game:** *"It's the only game in the world where you have 100 guys on the side watching just eleven in the game at any one time. So you're like the dog sitting on the porch. When that rabbit runs by, you've got to be ready to go."*
- ◆ **On playing music at practice:** *"Bill Belichick, Eric Mangini both did it. They believed it enhanced practice in many ways, including maintaining rhythm. It's no different than crowd noise; you're teaching the players to block out distractions, all background noise, yet and at the same time to still hear us."*
- ◆ At Mississippi, among his recruits were quarterback **Eli Manning** and Butkus Award winning linebacker **Patrick Willis**. And along his coaching trail, he has mentored many current and former NFL players including recently retired former Dallas and Cincinnati safety **Roy Williams**, a five-time Pro Bowl player. At Dallas, he also tutored **Terrence Newman**, the former Kansas State cornerback who longtime CU fans certainly remember.
- ◆ Unhappy that he had gained weight since college, slowly adding one a few pounds here and there over the years (and of course recruiting season never helps when the coaches often eat two or even three dinners at various recruits' homes), he decided to do something about it. After the 2013 season, he read the book, *Why Diets Fail Us*; he started to eat much healthier, consumed either one or two nutrition-rich shakes a day (as replacement meals) and increased his workout regimen. The end result was that after six months, he dropped **63** pounds (he now weighs what he did as a junior in high school; he played at 175 in college).
- ◆ **MacIntyre** is a voter in the *USA Today*/ESPN Coaches poll for third straight year and fourth time overall; coaches are selected by a random draw (he is one of six Pac-12 voters). CU's head coach voted every season from 1987-2009, and the Buffalo coach has now had a vote for the 27 of the last 30 seasons.
- ◆ **CONTRACT.** MacIntyre was officially named CU's 25th full-time head coach on Dec. 10, 2012, and signed a 5-year contract worth just over \$2 million overall (\$250,000 base; \$875,000 radio/TV income, \$875,000 sponsorship income), plus various incentives that add to well over \$1 million. In February 2014, CU's Board of Regents approved a one-year extension to the contract that takes him through the 2018 season.

HEAD COACH MIKE MacINTYRE continued

- ◆ A 1989 graduate of Georgia Tech (Business Management), he lettered twice (1987-88) at free safety/punt returner for coach Bobby Ross. Prior to becoming a Yellow Jacket, MacIntyre played two seasons (1984-85) at Vanderbilt for his father, George, the head coach of the Commodores from 1979-85. The elder MacIntyre was the national coach of the year in 1982 when Vandy beat Alabama on its way to an 8-4 record.
- ◆ He earned his Master's degree in Education with an emphasis on Sports Management from the University of Georgia in 1991.

Mike MacIntyre Year-By-Year Coaching Record

Season	School	Overall					Pac-12 Conference					Finish/Conf.
		W	L	Pct.	Pts	Opp	W	L	Pct.	Pts	Opp	
2010	San Jose State	1	12	.077	209	451	0	8	.000	160	295	9th/Western Athletic
2011	San Jose State	5	7	.417	294	364	3	4	.429	193	196	t-4th/Western Athletic
2012	San Jose State	10	2	.833	423	257	5	1	.833	251	156	t-1st/Western Athletic
2013	Colorado	4	8	.333	305	459	1	8	.111	183	398	6th/Pac-12 South
2014	Colorado	2	10	.167	342	468	0	9	.000	263	387	6th/Pac-12 South
2015	Colorado	4	9	.308	320	357	1	8	.111	177	291	6th/Pac-12 South
2016	Colorado	7	2	.778	303	155	5	1	.833	175	96	? /Pac-12 South
Colorado Totals		17	29	.370	1270	1439	7	26	.212	798	1172	
Career Totals		33	50	.398	2196	2511	15	39	.278	1402	1819	

As a graduate assistant at Georgia (SEC, 2 seasons, 1990-91)	14-9	1 bowl (1-0)	As an assistant at Mississippi (SEC, 4 seasons, 1999-2002)	31-20	3 bowls (2-1)
As an assistant at Davidson (1 season, 1992)	5-5		As an assistant at Dallas (NFL, 4 seasons, 2003-06)	34-32	2 playoffs (0-2)
As an assistant at UT-Martin (OVC, 4 seasons, 1993-96)	17-27		As an assistant at New York Jets (NFL, 1 season, 2007)	4-12	
As an assistant at Temple (Big East, 2 seasons, 1997-98)	5-17		As an assistant at Duke (ACC, 2 seasons, 2008-09)	9-15	

COLORADO SUPERLATIVES UNDER MIKE MacINTYRE

The home (listed first) and road/neutral bests in the Mike MacIntyre Era at Colorado (2013-present; *—denotes school record):

MOST FIRST DOWNS	33 Nicholls State Sept. 26, 2015 39 *at California (2ot) Sept. 27, 2014	MOST TOTAL OFFENSE	636 Nicholls State Sept. 26, 2015 630 at California (2ot) Sept. 27, 2014	FEWEST FIRST DOWNS ALLOWED	7 on two occasions (ISU, ASU 2016) 12 Colo. St. (Denver) Sept. 2, 2016	LEAST TOTAL OFFENSE ALLOWED	96 Idaho State Sept. 10, 2016 225 Colo. St. (Denver) Sept. 2, 2016
MOST RUSHING YARDS	390 Massachusetts Sept. 12, 2015 260 on two occasions (CSU, UO 2016)	MOST POINTS	56 Idaho State Sept. 10, 2016 56 at California (2ot) Sept. 27, 2014	FEWEST RUSHING YARDS ALLOWED	25 UCLA Nov. 3, 2016 93 at Stanford Oct. 22, 2016	FEWEST POINTS ALLOWED	0 Nicholls State Sept. 26, 2015 5 at Stanford Oct. 22, 2016
MOST PASSING YARDS	364 California Nov. 16, 2013 455 at California (2ot) Sept. 27, 2014	MOST TIME OF POSSESSION	36:36 Idaho State Sept. 10, 2016 41:05 at UCLA Oct. 31, 2015	FEWEST PASSING YARDS ALLOWED	40 Nicholls State Sept. 26, 2015 63 Colo. St. (Denver) Sept. 2, 2016	HIGHEST PUNTING AVERAGE (3+)	50.8 Oregon State Oct. 4, 2014 48.8 Massachusetts Sept. 6, 2014
MOST OFFENSIVE PLAYS	93 Nicholls State Sept. 26, 2015 114 at UCLA Oct. 31, 2015	LONGEST SCORING DRIVE (TD; Yards)	99 Arizona State Sept. 13, 2014 91 at Southern Cal Oct. 18, 2014	FEWEST OFFENSIVE PLAYS ALLOWED	55 Idaho State Sept. 10, 2016 57 at UCLA Nov. 2, 2013	MOST TURNOVERS FORCED	4 Central Arkansas Sept. 7, 2013 4 on three occasions (all in 2016)

MIKE MacINTYRE VERSUS THE NATION

School	W	L	Pts	Opp	School	W	L	Pts	Opp	School	W	L	Pts	Opp
Alabama	0	1	3	48	Louisiana Tech	1	2	118	126	Texas-San Antonio	1	0	52	24
Arizona	0	3	71	120	Massachusetts	2	0	89	52	Texas State	1	0	31	20
Arizona State	1	3	100	156	Michigan	0	1	28	45	UC-Davis	1	1	58	27
Boise State	0	1	0	48	Navy	2	0	39	24	UCLA	1	4	128	157
Brigham Young	1	1	36	43	Nevada	0	2	27	52	Utah	0	4	68	138
California	1	1	97	83	New Mexico State	2	1	108	60	Utah State	0	3	94	121
Central Arkansas	1	0	38	24	Nicholls State	1	0	48	0	Washington	0	2	30	97
Charleston Southern	1	0	43	10	Oregon	1	3	91	180	Washington State	0	1	3	27
Colorado State	5	1	207	140	Oregon State	2	2	112	99	Wisconsin	0	1	14	27
Fresno State	1	1	45	57	San Diego State	1	0	38	34	Totals	33	50	2196	2511
Hawai'i	2	2	76	108	Southern California	0	4	98	151					
Idaho	1	2	94	71	Southern Utah	1	0	16	11					
Idaho State	1	0	56	7	Stanford	1	3	40	124					

MIKE MacINTYRE TEAMS / SITUATIONAL

Category	W	L	Category	W	L	Category	W	L	Category	W	L
Overall	33	50	Ranked Teams (AP)	0	19	Overtime	1	3	Sunday	1	0
Home	19	20	Top 5 (0-0 vs. No. 1)	0	5	1 OT	1	1	Monday	0	0
Road	11	29	Top 10	0	7	2 OT	0	2	Tuesday	0	0
Neutral	3	1	Unranked Teams	33	31	3 OT	0	0	Wednesday	0	0
Bowl Games	0	0	As A Ranked Team	1	1	August	0	2	Thursday	1	1
Day Games	20	25	Pac-12 Conference Games	7	26	September	16	11	Friday	2	3
Night Games	13	25	Home	4	12	October	9	19	Saturday	29	46
Shutouts	2	1	Road	3	14	November	8	17	Eastern Time Zone	2	1
Scoring 50+ Points	3	1	Non-Conference	18	11	December	0	1	Central Time Zone	1	3
Scoring 20+ Points	29	26	At Colorado	10	3	January	0	0	Mountain Time Zone	16	23
Scoring <20 Points	4	24	7-Point Games Or Closer	12	19				Pacific Time Zone	14	21
Allowing <20 Points	17	2	At Colorado	5	10				Hawaii-Aleutian Time Zone	0	2

POINT DIFFERENTIAL AT COLORADO

Margin	1	2	3	4	5	6	7	8	9	10	11	12	13	14	15	16	17	18	19	20	21	22	24	25	27	28	32	32	34	37	41	48	49	52	Total	
Won	0	0	3	1	1	0	0	0	1	1	0	0	0	2	0	0	1	0	0	0	0	0	1	0	0	0	0	1	1	1	1	1	1	0	—	17
Lost	0	0	3	3	1	1	2	1	0	0	0	0	0	2	1	0	2	2	0	0	0	1	2	1	1	1	1	0	1	0	2	0	0	1	—	29

WHAT THEY'VE SAID ABOUT MIKE MacINTYRE

ELI MANNING, New York Giants Quarterback

MacIntyre recruited Manning to Mississippi while on the Rebels' staff.

"As good a coach as Mike MacIntyre is, he is an even better person. He recruited me to Ole Miss with a little help from my mother and father, and I was fortunate enough to work with him on both sides of the ball. He coached our wide receivers my freshman year, so I worked closely with him on our passing game, and then for the next two years I got to throw against his secondary every day in practice when he coached the defensive backs, which was invaluable in my preparation. He's a great coach and a great recruiter, and he will not be outworked. I wish Mike all the best at CU."

PATRICK WILLIS, San Francisco 49ers Linebacker

MacIntyre recruited Willis to Mississippi while on the Rebels' staff.

"Coach MacIntyre is a great guy, a guy who knows how to recruit. A guy who knows how to get guys to play, get guys on one accord. He proved that at San Jose State this year, leading them to a great season. I'm really happy for him and I wish him the best of luck at Colorado."

DUKE IHENACHO, Denver Broncos

MacIntyre coached Ihenacho at San Jose State

"That's my guy, Coach Mac. CU has a good coach. They have a very passionate coach obviously. I think they got somebody that cares for the players and cares about

the program. I can't say [anything] but nice things and great things about Coach Mac because I played under him and he benefitted me. Coach Mac is a great guy and he is going to get that program on the right track."

MARV SUNDERLAND, Tennessee Titans Scout

MacIntyre worked Sunderland when both were with the New York Jets

"He's highly organized, a very good teacher, and a disciplinarian, but not in a nasty way, he commands it through respect. He's a very people-oriented type of person who will be a great recruiter for the University of Colorado. This man is a class guy."

DAVID CUTCLIFFE, Duke Head Football Coach

MacIntyre worked for Cutcliffe at both Mississippi and Duke.

"Congratulations to Coach MacIntyre and his family – the University of Colorado has hired an excellent coach and an even finer man. Obviously our history together runs deep, and I couldn't be happier for him, Trisha and their children. Plain and simple, Coach MacIntyre knows how to coach the game of football. It's in his blood. He understands the importance of the well-rounded student-athlete as well as the football program's place in the community. His success in three years at San Jose State is well-documented and his work as an assistant coach on both the collegiate and professional levels speaks for itself. But on top of all of his coaching excellence – and there is a great deal of that – Coach MacIntyre is a tremendous person."

THE CLASS OF '13

Ahead of the 2013 season, 31 programs including Colorado hired new head coaches, 14 of whom (denoted by an *) were first-time head coaches on the collegiate level. Here's a look at what coaches make up the "class of 2013" and their records through games of November 5:

Coach, School (2016 record)	W	L	Pct.
*Mark Helfrich, Oregon (3-6).....	36	14	.720
Gus Malzahn, Auburn (7-2).....	34	15	.694
*Rod Carey, Northern Illinois (3-6).....	33	18	.647
Tommy Tuberville, Cincinnati (4-5).....	30	19	.612
Skip Holtz, Louisiana Tech (6-3).....	29	20	.592
Butch Jones, Tennessee (6-3).....	27	20	.574
*Matt Wells, Utah State (3-6).....	28	22	.560
*P.J. Fleck, Western Michigan (9-0).....	26	21	.553
*Matt Rhule, Temple (7-3).....	25	23	.521
Bret Bielema, Arkansas (6-3).....	24	23	.511
Dave Doeren, N.C. State (4-5).....	22	25	.468
*Kliff Kingsbury, Texas Tech (4-5).....	22	25	.468
Willie Taggart, South Florida (7-2).....	21	25	.457
Steve Addazio, Boston College (4-5).....	21	26	.447
*Brian Polian, Nevada (3-6).....	21	26	.447
Sonny Dykes, California (4-5).....	18	28	.391

Coach, School (2016 record)	W	L	Pct.
Rob Caragher, San Jose State (3-7).....	18	29	.383
*Mark Stoops, Kentucky (5-4).....	17	28	.378
Mike MacIntyre, Colorado (7-2).....	17	29	.370
*Sean Kugler, Texas-El Paso (3-6).....	17	29	.370
*Paul Haynes, Kent State (3-6).....	12	32	.273
*Paul Petrino, Idaho (5-4).....	11	33	.250
Doug Martin, New Mexico State (2-6).....	9	35	.205
Trent Miles, Georgia State (2-7).....	9	37	.196
<i>No longer with school (fired/hired elsewhere):</i>			
Gary Anderson, Wisconsin.....	19	7	.731
Bobby Petrino, Western Kentucky.....	8	4	.667
*Bryan Harsin, Arkansas State.....	7	5	.583
*Scott Shafer, Syracuse.....	14	23	.378
*Todd Monken, Southern Miss.....	13	25	.342
Ron Turner, Florida International.....	10	30	.250
Darrell Hazell, Purdue.....	9	33	.214

COACHES ON GAME DAY

The coaching staff, as always, is split between the sidelines and the press box. Head coach **Mike MacIntyre** wears a headset on the sideline; other full-time assistants on the sideline are defensive coordinator **Jim Leavitt**, defensive line coach **Jim Jeffcoat**, safeties coach **Joe Tumpkin**, co-offensive coordinator and receivers coach **Darrin Chiaverini**, offensive line coach **Klayton Adams** and running backs coach **Darian Hagan**. In the coaches booth are co-offensive coordinator **Brian Lindgren**, tight ends/H-backs coach **Gary Bernardi** and cornerbacks coach **Charles Clark**. All four graduate assistants are also in the press box: **John Hughes** and **Peter Tuitupou** (offense) and **Corey Edsall** and **Chidera Uzo-Diribe** (defense), as is **Nate Taye** (quality control/defense). On the sideline are the other quality control personnel, **Daniel DaPrato** (offense) and **Matt Thompson** (special teams). Colorado signals in plays when not brought in by substituting players on offense (signal on defense).

2016 COACHING CHANGES

There were two offseason staff personnel moves. **Darrin Chiaverini** was hired as co-offensive coordinator, receivers coach and recruiting coordinator (replacing Troy Walters, who moved on to an OC position with Central Florida). **Darian Hagan** was named running backs coach, essentially replacing the position on staff held by Toby Neinas, who was the special teams coordinator (those duties will be shared among the staff). **Klayton Adams** moved from coaching the running backs and tight ends to the offensive line, and **Gary Bernardi** switched over from the OL to the tight ends/H-backs. In addition, **Drew Wilson** was named CU's director of strength and conditioning in January. MacIntyre's first two staffs (2013, 2014) were the same.

➔ The CU staff has remained intact twice since **Bill McCartney's** 1988 and 1989 teams, in 2011-12 and 2013-14.

FOURTH YEAR OFTEN A CHARM

MacIntyre is the 11th coach in CU history (out of 25 full-time) who is coaching the school for a fourth consecutive season. Seven of the previous 10 led CU to a winning season in their fourth year, one had a .500 mark and two others had losing records. The most dramatic fourth-year by a coach in the program came in 1985, when Bill McCartney's team went 7-5, equaling his win total for the first three years (7-25-1). He made the bold move in the offseason for the Buffaloes to switch to the wishbone on offense, which also helped the defense to improve dramatically. A look at Colorado's 11 coaches who coached the Buffs at least four straight years:

Head Coach	Inaugural Season	1st Yr Record	2nd Yr Record	3rd Yr Record	4th Yr Record	Notes
Fred Folsom	1895	5-1	5-0	7-1	4-4	Folsom would have a second run of four-plus straight years (1908-15)
Myron Witham	1920	4-1-2	4-1-1	4-4	9-0	School record for the most wins in a season at the time
Bunny Oakes	1935	5-4	4-3	8-1	3-4-1	Fourth team in '38 had to recover from the graduation of several key players, including Byron White
Dal Ward	1948	3-6	3-7	5-4-1	6-2-2	A 35-27 win over #20 Kansas in week three is Colorado's first-ever over a ranked opponent (AP poll)
Eddie Crowder	1963	2-8	2-8	6-2-2	7-3	Though team was denied a bowl invite, it was CU's most wins since a 9-2 mark in '61
Bill Mallory	1974	5-6	9-3	8-4	7-3-1	Buff's ascend to No. 3 ranking nationally with 5-0 start but couldn't maintain second half of the year
Bill McCartney	1982	2-8-1	4-7	1-10	7-5	CU earned the nation's Most Improved Team honor from the NCAA (+5½ over the '84 season)
Rick Neuheisel	1995	10-2	10-2	5-6	8-4	Buff's rebound from staying home in '97 postseason and trounce Oregon in Aloha Bowl
Gary Barnett	1999	7-5	3-8	10-3	9-5	Colorado wins Big 12 North for a second straight year with 7-1 league mark (14-2 still one of best in Big 12)
Dan Hawkins	2006	2-10	6-7	5-7	3-9	Two losses in five days to open the year on a sour note, with four losses overall by 8 points or less
Mike MacIntyre	2013	4-8	2-10	4-9	7-2	'16 Buffs now the third team in CU history to post a winning record in Year 4 after a sub-.500 Year 3

COACH AT COLORADO ... LAND A MEDIA GIG POST-CAREER

The last four CU head coaches all have or have had media gigs. **Rick Neuheisel** (1995-98) was a studio host on the Pac-12 Network for the network's first three years before moving on to CBS in 2015; **Gary Barnett** (1999-2005) was an analyst on Sports USA Radio and part of the lineup at SiriusXM, and now is tasked with replacing the legendary Larry Zimmer as analyst on CU's KOA-Radio team starting this fall; and **Dan Hawkins** (2006-10) is an analyst for ESPN and co-hosts a national radio show on SiriusXM with **Jack Arute**. And even **Bill McCartney** (1982-94) hosted a radio show in 2012 on 102.3 FM in Denver.

JEFFCOAT ON PAC-12 ALL-CENTURY TEAM

Two CU assistant coaches earned finalist status for the Pac-12 All-Century team announced in 2015, with defensive line coach **Jim Jeffcoat** named to the final team as one of five defensive ends for accomplishments at Arizona State as a player. Former receivers coach Troy Walters was one of 10 finalists at the receiver position for which he won the '99 Biletnikoff Award at Stanford; he was named offensive coordinator at Central Florida on December 4.

JEFFCOAT'S PEDIGREE: RUSHING AND GETTING TO THE QB

Defensive line coach **Jim Jeffcoat** recorded 102.5 quarterback sacks in his 15-year career in the National Football League (with Dallas and Buffalo), a number that still ranks 26th all-time in the NFL, which was 10th at the time he retired (though he might enjoy talking about his two career interceptions which he returned 65 and 26 yards, respectively, and both for touchdowns).

TWO NEW TRADITIONS BEGUN IN 2013, THREE ADDED IN 2014

Mike MacIntyre installed a couple of new traditions in 2013 when the team took the field. One player carries out a **toolbox** and another a **sledgehammer** (the players will vote on who gets the nod). MacIntyre did this at San Jose State with a sword (because they were the Spartans) and the sledgehammer. The toolbox is representative of the commitment the players have made to each other and the team as a whole; now, there aren't actual tools in the box, rather it contains "commitment cards" where each player wrote down something of significance he will do in the game. So when they view the toolbox during the game, it will serve as a reminder of that commitment. The sledgehammer goes to the big hit of the previous game (the biggest or most important "legal" hit – the play cannot draw a penalty). In 2014, the staff added the "special teams belt" which is awarded to the special teams player of the week, a buffalo head and midway through the season, added the **flags** of the United States and the state of Colorado. The special teams belt and the buffalo head were eliminated ahead of the 2016 campaign.

BUFF ALUMNI IN THE FBS COACHING RANKS: Brad Bedell ('99), OL, Arkansas State; **Ronnie Bradford** ('92), DB, USC; **Jason Burianek** ('02), HC, Missouri Baptist; **Darrin Chiaverini** ('98), ST, Texas Tech; **Cedric Cormier** ('01), WR, UNLV; **Rich Fisher** ('92), WR, Nebraska; **David Gibbs** ('90), DC, Houston; **Chris Naeole** ('96), Interim HC/OL, Hawaii; **Anthony Perkins** ('11), CB, Ohio; **Rod Perry** ('75), DB, Oregon State; **Pete Shinnick** ('86), HC, West Florida; **Steve Stripling** ('76), Assoc. HC/DL, Tennessee; Ryan Walters ('08), DB, Missouri. **IN THE FCS:** Brian Cabral, AHC/DC ('78), Indiana State; **Paul Creighton** ('03), UC Davis, TE; **Ty Gregorak** ('99), DC/LB, Montana; **Parker Orms** ('13), GA/CB, West Georgia; **Anthony Perkins** ('11), DB, Indiana State; **Jeff Smart** ('09), LB, Penn. **AND DOWN I-25 AT CSU-PUEBLO:** **Donnell Leomiti** ('95), DB.

CROSBY WATCH

PK Mason Crosby ('06) this year became the Green Bay Packers' all-time leading scorer both for the regular season and the regular and postseasons combined; he set the record with a 21-yard field goal late in the Packs' 27-17 win over Seattle on Sept. 20, 2015, his 13th point of the night (he made all four field goal tries in the game, including a 54-yarder, and an extra point). He now has scored **1,209** points in 151 regular season games and **118** in 15 playoff games for a total of **1,327** (through games of Nov. 6; he also has made an NFL record 20 straight field goals in the postseason). Crosby also holds both Packers' field goal marks (**251** regular season, 23 postseason); Ryan Longwell previously owned all marks (1,054/226 and 85/15). Crosby, of course, is CU's all-time leading scorer with 307 points.

➔ How many players have led a professional team and their college alma mater in scoring (regular season and playoffs combined)? The list is short (six including Crosby): **PK Jason Elam**, Denver Broncos/Hawai'i (1,870/395); **PK Stephen Gostkowski**, New England Patriots/Memphis (1,384/369); **PK Martin Gramatica**, Tampa Bay Buccaneers/Kansas State (640/349), **WR Jerry Rice**, San Francisco 49ers/Mississippi Valley State (1,244/310); and **PK Jeff Wilkins**, St. Louis Rams/Youngstown State (1,300/373).

ALL-TIME FWAA ALL-AMERICAN TEAM: The Football Writers Association of America placed Crosby on the second-team of its All-Time All-America Team, announced in conjunction with the group's 75th anniversary in August 2015.



HEAD COACHING FATHERS AND THEIR PLAYER SONS

There have been **84** known players in Division I-A (FBS) history who have played for their head-coaching fathers in college, including **seven** active pairings, according to a survey of I-A sports information departments. The count includes CU head coach **Mike MacIntyre** and his oldest son, **Jay**; Colorado is one of a handful of schools to have it happen twice, as **Dan Hawkins** had son Cody on his CU teams from 2007-10.

Perhaps the most famous and best head coach father and son tandem in NCAA history is **Jim** and **Kevin Sweeney** at Fresno State. Kevin played for his father from 1982-86, when he became the first player in NCAA history to throw for 10,000 career passing yards (Jim was FSU's head coach for 19 years, retiring No. 17 on the all-time win list with 200 in his 32-year coaching career).

Note: another famous combo was at Marshall, when they were a I-AA powerhouse just before moving up to I-A, **Todd Donnan** started at QB for his father, **Jim**, in 1993-94.

A FIRST? We polled the nation on two occasions, and no other instance has yet to turn up where a head coach had his father as a head coach in college and then had a son on a team that he is the head coach. But that appears to be the case with **Mike MacIntyre**, who was coached by his father **George** at Vanderbilt in 1984-85 and is now coaching his son, **Jay**, at Colorado.

There are currently **eight** schools where a player is playing for his head coach father, and in one case, two sons are (Iowa State). Here's a look at the all-time list of known head coaching father-player son pairings at the same school (#—denotes active in 2016):



MacIntyre "Row" – Jay, Mike & George

School	Head Coach	Son (Position)	Years	School	Head Coach	Son (Position)	Years
Alabama-Birmingham	Watson Brown	*Steven (WR)	2005-06	Michigan	Lloyd Carr	Jason (QB)	1994-95
Arizona State	Frank Kush	*Danny (PK)	1973-76	#Middle Tennessee	Rick Stockstill	Brent (QB)	2013-present
Arizona State	Larry Marmie	Larry Jr. (DB)	1989-91	Minnesota	Joe Salem	*Tim (QB)	1980-82
Arkansas	Bobby Petrino	Bobby (WR)	2009	Minnesota	Tim Brewster	Clint (QB)	2007
Arkansas	Bobby Petrino	Nick (QB)	2008-09	Mississippi State	Bob Tyler	Breck (WR)	1977-78
Army	Earl "Red" Blaik	*Robert (QB)	1949-50	North Texas	Todd Dodge	*Riley (QB)	2008-10
Army	Rich Ellerson	*Andrew (LS)	2011-13	Notre Dame	Ara Parseghian	Mike (RB)	1971-74
Ball State	Bill Lynch	Billy (WR)	1998-01	Notre Dame	Lou Holtz	Skip (WR)	1986
Ball State	Bill Lynch	Joey (QB)	2002	Ohio	Cleve Bryant	*Rodney (QB)	1989-90
Baylor	Bill Beal	*Phil (S)	1970-71	Oklahoma State	Bob Simmons	Nathan (RB)	1996-99
Boston College	Steve Addazio	Louie (TE)	2012-15	#Old Dominion	Bobby Wilder	Derek (LB)	2015-present
BYU	LaVell Edwards	*Jimmy (WR)	1981, 84-86	Oregon	Jim Aiken	*James Jr. (RB)	1948
California	Jeff Tedford	Quinn (WR)	2008-09	Oregon	Rich Brooks	Brady (FS)	1988-89
Chicago, U. of.	Amos Alonzo Stagg	Amos Alonzo Jr.	1922	Oregon	Mike Bellotti	Luke (PK)	2003-07
Colorado	Dan Hawkins	*Cody (QB)	2006-10	Penn State	Joe Paterno	Jay (QB)	1986-89
#Colorado	Mike MacIntyre	Jay (WR)	2014-present	San Diego State	Tom Craft	Kevin (QB)	2005
Colorado State	Harry Hughes	William	1935, 37	South Carolina	Steve Spurrier	Scott (WR)	2006-09
Florida	Doug Dickey	Don (DB)	1975-76	SMU	Rusty Russell	*H.N. (QB)	1950-51
Florida State	Bobby Bowden	Jeff (WR)	1981-82	SMU	Phil Bennett	*Sam (LS)	2006-07
Fresno State	Jim Sweeney	*Kevin (QB)	1982-86	Southern Miss	Jim Carmody	Steve (C)	1982-83
Fresno State	Pat Hill	Zak (SS)	2007-09	Southern Miss	Jim Carmody	Keith (DT)	1985-86
Houston	Art Briles	Kendal (WR/QB)	2004-05	Tennessee	Robert Neyland	Bob, Jr. (HB)	1952
Illinois	Mike White	Chris (PK)	1983-85	#Tennessee	Butch Jones	Alex (K)	2015-present
Indiana	Lee Corso	*Steve (SE)	1979-80	Texas	Fred Akers	Danny (QB)	1983-85
Iowa	Bob Comings	*Bobby Jr. (QB)	1977-78	Tulsa	Glen Dobbs	Glenn III (QB)	1963-67
Iowa	Kirk Ferentz	*Brian (OL)	2002-05	Tulsa	Glen Dobbs	Johnny (QB)	1966-68
Iowa	Kirk Ferentz	James (C)	2009-12	Tulsa	John Cooper	John, Jr. (DB)	1981-84
#Iowa	Kirk Ferentz	Steve (OL)	2012-present	USC	John McKay	*John, Jr. (WR)	1972-74
Iowa State	Jim Criner	Mark (LB)	1986	USC	Larry Smith	Corby (QB)	1992
Iowa State	Paul Rhoads	Jake (WR)	2013-15	Utah	Kyle Whittingham	Tyler (DB/ST)	2010-11
Iowa State	Paul Rhoads	Wyatt (WR)	2015	#Utah	Kyle Whittingham	Alex (LB)	2014-present
Kansas State	Jim Dickey	*Darrell (QB)	1979-82	Utah State	Gary Andersen	Keegan (TE)	2010-12
Kansas State	Bill Snyder	*Sean (P)	1991-92	Vanderbilt	George MacIntyre	*Mike (DB)	1984-85
Kentucky	Hal Mumme	Matt (QB)	1997-98	Virginia Tech	Frank Beamer	*Shane (LS/WR)	1996-99
Louisiana Tech/Mississippi	%Billy Brewer	Brett (P)	1980-84	Wake Forest	Jim Caldwell	Jimmy Caldwell (WR)	1999
Louisiana-Lafayette	Rickey Bustle	Brad (OG)	2006-09	Washington State	Mike Price	*Aaron (PK)	1991-93
#Louisiana-Lafayette	Mark Hudspeth	Gunner (QB)	2015-present	West Virginia	Bobby Bowden	*Tommy (WR)	1973-75
Louisiana-Monroe	Pat Collins	*Mike (C)	1981-82	West Virginia	Bobby Bowden	Terry (RB)	1975
Maryland	Jerry Claiborne	Jonathan (S)	1975-77	Western Michigan	Bill Cubit	*Ryan (QB)	2003-06
#Massachusetts	Mark Whipple	Austin (QB)	2014-present	Wisconsin	Gary Andersen	Chasen (LB)	2014
Memphis	Rip Scherer	Scott (QB)	1998-00				
Memphis	Tommy West	Turner (WR)	2006-09				
Miami, Fla.	Dennis Erickson	Bryce (QB)	1993				
Miami, Fla.	Randy Shannon	Xavier (C)	2008				

*—denotes started/first-team (at some point when father was head coach at the time; in some cases, they became the starter after the father moved on). %—The elder Brewer moved on to Mississippi in 1983 and son followed.

While this is the second time that CU has had the head coach father-player son active combo, the Buffaloes have seen it against them in the past. Iowa State (**Criners**), Kansas State (**Dickeys, Snyders**), Oklahoma State (**Simmons**) and perhaps one of the most famous father-son duos, **Lee** and **Steve Corso** at Indiana. When confirming with Lee, he was pretty proud that Steve caught the game winning TD in a 36-30 win against Kentucky his senior year, and reminded us that he had two pretty good games against Colorado (5 catches for 87 yards in a 17-16 CU win in 1979, and 3-for-38 in a 49-7 Indiana win in 1980).

CAREER GAMES PLAYED/STARTED CHART

Listed below are the career games played/started for the players on the 2016 Colorado Buffaloes. The players on the opening day roster collectively have played in **1,072** games, with **412** starts, both all-time highs for any returning Colorado team. Other recent years: **824/327** (2015), **904/314** (2014), **896/268** (2013), **674/223** (2012), **890/303** (2011), **877/313** (2010), **847/236** (2009), **817/277** (2008), **853/251** (2007) and **1,053/295** (2006). The list for 2016:

Player	G	GS	Player	G	GS	Player	G	GS	Player	G	GS	Player	G	GS
ADKINS II	24	4	FIELDS	33	29	IRWIN, S.	45	17	MARKSBERRY	0	0	SHAW	0	0
AWINI	13	1	FISHER	21	1	JACKSON III	21	11	MATHEWES	11	1	SILZER	0	0
AWUZIE	43	37	FRANKE	18	1	JAN	5	0	McCARTNEY	26	24	SMITH	0	0
BAGBY	0	0	FRAZIER	34	5	JONES	0	0	McGARRY	0	0	STOLTENBERG	0	0
BALE	9	0	GALLOWAY	1	0	JULMISSE	9	0	MIDDLEMISS	2	0	SUTTON	5	0
BANDI	0	0	GAMBOA	22	20	KAFVALU	39	16	MILLER	0	0	TALIANKO	13	0
BENNIION	0	0	GEHRKE	10	1	KAISER	22	0	MOELLER	28	15	TALLEY	4	0
BERGNER	10	0	GILBERT	46	22	KEENEY	20	3	MONTEZ	7	3	THOMPSON	42	33
BISHARAT	9	0	GILLAM	34	24	KELLEY	45	33	NOYER	0	0	TONZ	5	0
BLACKMON	0	0	GONZALEZ	17	—	KINNEY	22	—	OLIVER	22	4	TREGO	3	0
BOATMAN	3	0	GORDON	0	0	KOUGH	29	21	OLUGBODE	44	32	TUGGLE	0	0
BOBO	34	12	GRAHAM	21	—	KRONSHAGE	32	13	ORBAN	19	0	TUULOMA	1	0
BOUNDS	8	0	GRUNDMAN	1	0	LAGUDA	22	9	PATTERSON	0	0	TUPOU	43	40
CALLAHAN	23	5	GRZESIEK	0	0	LEE	28	5	PORTER	0	—	UDOFFIA	0	0
CARRELL	22	21	HAIGLER	7	2	LEWIS, D.	9	0	PRICE	4	—	UMU	6	0
COCHRANE	1	0	HALL	4	0	LEWIS, T.	1	0	RAKESTRAW	0	0	VAUGHN	0	0
COLEMAN, D.	0	0	HASSELBACH	21	0	LINDSAY	34	13	RIPPY	6	0	WALKER	13	1
COLEMAN, T.	26	2	HILL	18	0	LISELLA II	11	5	ROBERTS	0	0	WIEFELS	16	2
COOPER	4	0	HOWARD	24	0	LIUFAU	38	35	ROSS	32	15	WITHERSPOON	32	17
DEMENT	0	0	HUCKINS	21	10	LOPEZ	14	0	SANDERS	0	0	TEAM	1611	610
ENTO	9	0	HUDSON	0	0	LYNOTT, Jr.	9	9	SANCHEZ	13	0	2015 FINAL	1600	613
EVANS	19	0	HUNTLEY III	8	0	MacINTYRE	21	9	SEVERSON	40	1			
FALO	14	0	IRWIN, J.	32	22	MAKA	0	0	SHAVER	34	4			

LAST TRUE FRESHMEN TO START: TB Patrick Carr, CB Nick Fisher, CB Isaiah Oliver, ILB Grant Watanabe (2015); WR Shay Fields, WR Donovan Lee, DE Christian Shaver, S Evan White (2014); TB Michael Adkins II, CB Chidobe Awuzie, DE Jimmie Gilbert, ILB Addison Gillam, QB Sefo Liufau, S Tedric Thompson, CB John Walker (2013); TB Donta Abron, CB Ken Crawley, DT Tyler Henington, TE Vincent Hobbs, DL Samson Kafovalu, S Marques Mosley, TB Christian Powell, DT Justin Solis, WR Gerald Thomas, DT Josh Tupou, CB Yuri Wright (2012); DB D.D. Goodson, CB Greg Henderson, OL Alex Lewis, WR Tyler McCulloch, OLB Juda Parker; S Kyle Washington (2011); SS Jered Bell one of four in 2010.

LAST TRUE FRESHMEN TO START AT QUARTERBACK: Sefo Liufau (2013), Tyler Hansen (2008), Craig Ochs (2000), Koy Detmer (1992). **IN A SEASON OPENER:** Has not occurred. **LAST TRUE FRESHMEN TO START AT RUNNING BACK:** TB Patrick Carr (2015), Michael Adkins II (2013), Donta Abron, Christian Powell (2012); Darrell Scott (2008), Rodney Stewart (2008), Brian Lockridge (2007), Brian Calhoun (2002), Marcus Houston (2000). **IN A SEASON OPENER:** Kent Kahl (1991).

LAST REDSHIRT FRESHMEN TO START: OT Aaron Haigler, OG Tim Lynott, Jr., QB Steven Montez (2016); DT Jase Franke, LB Rick Gamboa, TE Dylan Keene, WR Jay MacIntyre, DE Michael Mathewes, WR Lee Walker (2015); DE Derek McCartney, FS Ryan Moeller (2014); TE Sean Irwin, CB John Walker (2013); C Brad Cotner, WR Nelson Spruce (2012); QB Nick Hirschman, TB Tony Jones, CB Josh Moten, C Daniel Munyer, OT Stephan Nembot, TE Kyle Slavin (2011).

LAST PLAYERS TO START FOR THE FIRST TIME AS A SENIOR: OLB David Goldberg, WR Logan Gray, FB Evan Harrington, DT Conrad Obi, DE Tony Poremba, OG Sione Tau (2011); TE Luke Walters (2010); TB Kevin Moyd, OLB Bryan Stengel (2009); WR Steve Melton (2008), TE Joe Sanders (2007).

LAST PLAYERS TO START WHILE WALK-ONS: FS Ryan Moeller (2014); FB Jordan Murphy (2013); WR Dusty Ebner, C Keenan Stevens (2009), WR Steve Melton (2008); ILB Jake Duren, SS D.J. Dykes (2007).

STARTING STREAKS

Through games of November 5, **SS Tedric Thompson** has made the most consecutive starts with 22, followed by **ILB Rick Gamboa** (20), **CB Chidobe Awuzie** (17) and **ILB Kenneth Olugbode** (15). **C Alex Kelley** had made the most consecutive starts entering the year with 25 and extended it one game until sitting out the Idaho State game with an ankle sprain.

FOUR HAVE MADE FIRST CAREER STARTS IN '16

In the season opener against Colorado State in Denver, two Buffaloes made their first career starts: **FS Afolabi Laguda** and **OG Tim Lynott, Jr.**; in game three at Michigan, **OT Aaron Haigler** made his first career start and **QB Steven Montez** did the same in week four at Oregon. **Historically:** 12 true freshmen have started from scrimmage for CU in a season opener: **TB Billy Waddy**, 1973 (at Louisiana State); **CB Victor Scott** and **OLB Scott Hardison**, 1980 (at UCLA); **HB Eric Bieniemy**, 1987 (vs. Oregon); **OG Clint Moore**, 1991 (vs. Wyoming); **ILB Jordon Dizon**, 2004 (vs. Colorado State); **CB Greg Henderson**, 2011 (vs. Hawaii); **CB Kenneth Crawley** and **WR Gerald Thomas**, 2012 (vs. Colorado State); **ILB Addison Gillam**, 2013 (vs. Colorado State); **WR Shay Fields** and **DE Christian Shaver**, 2014 (vs. Colorado State); add a 13th for the first play of the game/season on special teams (kickoff coverage team): **PK Kevin Eberhart** (2003, kicked off vs. CSU in Denver).

ANNUAL FIRST-TIME STARTERS: 1984 (29), 1985 (9), 1986 (15), 1987 (14), 1988 (16), 1989 (7), 1990 (16), 1991 (23), 1992 (15), 1993 (7), 1994 (6), 1995 (11), 1996 (8), 1997 (14), 1998 (27), 1999 (14), 2000 (16), 2001 (12), 2002 (16), 2003 (20), 2004 (12), 2005 (11), 2006 (24), 2007 (18), 2008 (15), 2009 (18), 2010 (21), 2011 (21), 2012 (21), 2013 (12), 2014 (14), 2015 (23); 2016 (4).

23 PLAYERS HAVE SEEN FIRST CU ACTION IN 2016

A total of **23** players have seen their first action in a CU uniform this year, **13** tasting their first action in the season opener against Colorado State, one of the lower numbers in recent years to appear in an opener (it was 18 in 2015). Seven followed suit in week two against Idaho State, one (**PK Davis Price**) in week four at Oregon and two against Oregon State. Here's the breakdown by class of those players (*—mainly special teams duty):

TRUE FRESHMEN (4): TB Beau Bisharat, WR Johnny Huntley, CB Tony Julmisse, PK Davis Price

REDSHIRT FROSH (11): SN *J.T. Bale, TE Chris Bounds, DB *Lucas Cooper, OL Dillon Middlemiss, OL Aaron Haigler, WR Justin Jan, OG Tim Lynott, Jr., QB Steven Montez, DT Brett Tonz, DT Lyle Tuiloma, DL Frank Umu

SOPHOMORES (5): WR Xavier Cochrane, ILB Drew Lewis, TB Troy Lewis, S Daniel Talley, S *Kyle Trego

JUNIORS (3): WR Kabion Ento, WR Danny Galloway, WR Sean Grundman. **SENIORS (0).**

Recent counts: **35** (2015), **26** (2014), **18** (2013), **26** (2012), **33** (2011), **26** (2010), **22** (2009), **30** (2008), **28** (2007), **19** (2006), **16** (2005).

2016 PARTICIPATION CHART

The participation chart for the 2016 Colorado Buffaloes; KEY: **S**—started; **✓**—played; **DNP**—dressed, but did not play; **INJ**—injured/illness; **SSP**—suspended; (—) denotes did not dress; *—saw first action as a Buffalo in 2016:

Player	CSU	ISU	UM	UO	OSU	USC	ASU	STN	Ucla	UAWSU	UU
ADKINS	DNP	DNP	✓	DNP	✓	DNP	DNP	DNP	DNP		
AWINI	INJ	INJ	INJ	INJ	INJ	INJ	DNP	✓	✓		
AWUZIE	S	S	S	S	S	S	S	S	S		
BAGBY	DNP	—	—	—	—	—	—	—	DNP		
*BALE	✓	✓	✓	✓	✓	✓	✓	✓	✓		
BANDI	DNP	—	—	—	—	—	—	—	—		
BENNION	—	—	—	—	—	—	—	—	—		
BERGNER	✓	✓	✓	✓	✓	✓	✓	✓	✓		
*BISHARAT	✓	✓	✓	✓	✓	✓	✓	✓	✓		
BLACKMON	DNP	DNP	DNP	DNP	DNP	DNP	DNP	—	—		
BOATMAN	DNP	✓	—	—	✓	—	DNP	—	DNP		
BOBO	S	S	S	S	S	S	S	S	S		
*BOUNDS	✓	✓	✓	✓	✓	✓	✓	✓	ILL		
CALLAHAN	✓	✓	✓	✓	✓	✓	✓	✓	✓		
CARRELL	S	S	S	S	S	S	S	S	S		
*COCHRANE	—	✓	—	—	—	—	—	—	—		
COLEMAN, D.	DNP	—	—	—	—	—	—	—	—		
COLEMAN, T.	✓	✓	✓	DNP	✓	✓	✓	✓	✓		
*COOPER	✓	✓	DNP	✓	✓	DNP	DNP	DNP	DNP		
COURTNEY	—	—	—	—	—	—	—	—	—		
DEMENT	DNP	—	—	—	—	—	—	—	—		
*ENTO	✓	✓	✓	✓	✓	✓	✓	✓	✓		
EVANS	✓	✓	✓	✓	✓	✓	✓	✓	✓		
FALO	SSP	SSP	SSP	✓	✓	✓	✓	✓	✓		
FIELDS	S	S	S	S	S	S	S	S	S		
FISHER	✓	✓	✓	DNP	✓	✓	✓	✓	✓		
FRANKE	✓	✓	✓	✓	✓	✓	✓	✓	DNP		
FRAZIER	✓	✓	✓	✓	✓	✓	✓	✓	✓		
*GALLOWAY	DNP	✓	—	—	—	—	—	—	—		
GAMBOA	S	S	S	S	S	S	S	S	S		
GEHRKE	DNP	✓	✓	DNP	✓	DNP	DNP	DNP	DNP		
GILBERT	S	S	S	S	S	S	S	S	S		
GILLAM	✓	✓	✓	✓	✓	✓	✓	✓	✓		
GONZALEZ	✓	✓	✓	INJ	INJ	INJ	INJ	INJ	INJ	INJ	INJ
GORDON	SSP	SSP	SSP	SSP	SSP	—	—	—	—		
GRAHAM	DNP	✓	DNP	✓	✓	✓	✓	✓	✓		
*GRUNDMAN	DNP	—	—	—	✓	DNP	—	—	—		
GRZESIEK	DNP	—	—	—	—	—	—	—	INJ		
*HAIGLER	✓	✓	S	S	✓	✓	INJ	INJ	✓		
HALL	—	✓	DNP	—	—	—	—	—	—		
HASSELBACH	✓	✓	✓	✓	✓	✓	✓	DNP	✓		
HELBIG	DNP	—	—	—	—	—	—	—	—		
HILL	✓	✓	DNP	✓	✓	DNP	✓	✓	✓		
HOWARD	✓	✓	✓	✓	✓	✓	✓	✓	—		
HUCKINS	INJ	✓	DNP	DNP	✓	DNP	✓	✓	DNP		
HUDSON	—	—	—	DNP	—	—	—	—	—		
*HUNTLEY	✓	✓	DNP	✓	✓	✓	✓	✓	✓		
IRWIN, J.	S	S	S	S	S	S	S	S	S		
IRWIN, S.	✓	✓	S	S	INJ	✓	✓	✓	✓		
JACKSON	✓	✓	✓	✓	✓	✓	✓	✓	✓		
*JAN	DNP	✓	DNP	—	✓	✓	✓	✓	✓		
JONES	—	DNP	—	—	—	—	—	—	—		
*JULMISSE	✓	✓	✓	✓	✓	✓	✓	✓	✓		
KAFOVALU	S	S	S	S	S	✓	S	S	S		
KAISER	✓	✓	✓	✓	✓	✓	✓	✓	✓		
KEENEY	✓	✓	DNP	✓	✓	✓	✓	✓	S		
KELLEY	S	INJ	S	S	S	S	S	S	S		
KINNEY	✓	✓	✓	✓	✓	✓	✓	✓	✓		

Player	CSU	ISU	UM	UO	OSU	USC	ASU	STN	Ucla	UAWSU	UU
KOUGH	S	S	S	S	S	S	S	S	S		
KRONSHAGE	S	S	✓	✓	S	S	S	S	S		
LAGUDA	S	S	S	S	S	S	S	S	S		
LEE	✓	✓	✓	✓	✓	✓	✓	DNP	DNP	S	
*LEWIS, D.	✓	✓	✓	✓	✓	✓	✓	✓	✓		
*LEWIS, T.	DNP	✓	DNP	DNP	—	—	—	—	—		
LINDSAY	S	S	✓	S	S	S	S	S	✓		
LISELLA	INJ	INJ	INJ	INJ	INJ	INJ	INJ	INJ	INJ		
LIUFAU	S	S	S	INJ	INJ	✓	S	S	S		
LOPEZ	DNP	DNP	DNP	—	—	—	—	—	—		
*LYNOTT	S	S	S	S	S	S	S	S	S		
MacINTYRE	S	S	S	✓	S	S	S	✓	S		
MAKA	DNP	—	—	—	—	—	—	—	—		
MARKSBERRY	—	DNP	—	DNP	DNP	—	DNP	DNP	DNP		
MATHEWES	DNP	✓	DNP	DNP	✓	DNP	DNP	DNP	DNP		
McCARTNEY	S	INJ	S	INJ	INJ	INJ	INJ	INJ	INJ	INJ	INJ
McGARRY	DNP	—	—	—	—	—	DNP	—	DNP		
MEEK	—	—	—	—	—	—	—	—	DNP		
*MIDDLEMISS	DNP	✓	DNP	—	✓	—	DNP	DNP	DNP		
MILLER	INJ	INJ	INJ	INJ	INJ	INJ	INJ	INJ	INJ		
MOELLER	✓	✓	✓	S	S	S	S	S	S		
*MONTEZ	✓	✓	✓	S	S	S	DNP	DNP	✓		
NOYER	DNP	DNP	DNP	DNP	DNP	DNP	DNP	—	DNP		
OLIVER	✓	✓	✓	✓	✓	✓	✓	✓	DNP		
OLUGBODE	S	S	S	S	S	S	S	S	S		
ORBAN	✓	✓	✓	✓	✓	✓	✓	✓	✓		
PATTERSON	DNP	—	—	—	—	—	—	—	—		
PORTER	DNP	—	—	—	—	—	—	—	—		
*PRICE	DNP	DNP	—	✓	✓	✓	✓	ILL	DNP		
RAKESTRAW	DNP	DNP	DNP	DNP	DNP	—	—	—	—		
RIPPY	—	—	—	—	—	—	—	—	—		
ROBERTS	DNP	—	—	—	—	—	—	—	—		
ROSS	S	S	S	S	S	S	S	S	S		
SANDERS	—	—	—	—	—	—	—	—	DNP		
SEVERSON	✓	✓	✓	✓	✓	✓	INJ	✓	✓		
SHAVER	✓	S	✓	✓	✓	✓	✓	✓	✓		
SHAW	—	—	—	—	—	—	—	—	—		
SILZER	—	—	—	DNP	—	—	DNP	DNP	—		
SMITH	—	DNP	—	—	—	—	—	—	—		
STOLTENBERG	—	DNP	—	—	—	—	—	—	—		
SUTTON	✓	✓	DNP	ILL	✓	DNP	DNP	DNP	DNP		
TALIANKO	✓	✓	✓	INJ	INJ	DNP	DNP	DNP	DNP		
*TALLEY	✓	✓	✓	INJ	INJ	INJ	INJ	INJ	INJ		
THOMPSON	S	S	S	S	S	S	S	S	S		
*TONZ	✓	✓	DNP	✓	✓	DNP	✓	DNP	DNP		
*TREGO	INJ	✓	INJ	INJ	INJ	INJ	INJ	✓	✓		
TUGGLE	DNP	—	—	—	—	—	—	—	—		
*TUILOMA	—	DNP	—	—	✓	—	—	—	—		
TUPOU	S	S	S	S	S	S	S	S	S		
UDOFFIA	—	DNP	—	—	—	—	—	—	—		
*UMU	DNP	✓	DNP	DNP	✓	✓	✓	✓	✓		
VAUGHN	INJ	INJ	INJ	—	—	—	—	—	—		
WALKER	INJ	INJ	INJ	DNP	✓	✓	✓	✓	✓		
WIEFELS	✓	S	✓	✓	✓	✓	✓	✓	✓		
WITHERSPOON	S	S	S	✓	S	S	S	S	S		
DRESSED	89	86	74	70	75	70	74	70	77		
PLAYED	60	71	56	56	68	58	57	57	56		

Inactive For 2016: Eggers, Headley, Sanchez, Winfree.

EXPERIENCE ANALYSIS

A look at annual fluctuations in the percentage of upperclassmen starting games over the last decade or so at Colorado; in 2012, the Buffaloes started its fewest seniors believed ever (17.8%) and a record number of freshmen (28.0%; 21.6% true frosh). A year-by-year glance at starts by class since 1999:

Season	G	SR	JR	SO	FR (RS-True)	UpperCl%	Fr-Pct.
1999	12	115	42	86	21 (20-1)	59.5	8.0
2000	11	55	116	38	33 (15-18)	70.7	13.6
2001	13	102	95	83	7 (0-7)	68.9	2.4
2002	14	155	130	14	9 (0-9)	92.5	2.9
2003	12	105	49	78	32 (14-18)	58.3	12.1
2004	13	72	103	100	11 (0-11)	61.2	3.8
2005	13	116	112	48	10 (4-6)	79.7	3.5
2006	12	92	84	71	17 (11-6)	66.7	6.4
2007	13	89	106	38	53 (29-24)	68.2	18.5

Season	G	SR	JR	SO	FR (RS-True)	UpperCl%	Fr-Pct.
2008	12	106	54	63	41 (24-17)	60.6	15.5
2009	12	57	90	89	28 (24-4)	55.7	10.6
2010	12	82	111	37	34 (22-12)	73.1	12.9
2011	13	141	55	57	33 (10-23)	68.5	11.5
2012	12	47	84	59	74 (17-57)	49.6	28.0
2013	12	70	92	69	33 (2-31)	61.4	12.5
2014	12	83	50	96	35 (18-17)	50.4	13.3
2015	13	59	110	86	31 (25-6)	59.1	11.7
2016	9	88	79	18	13 (13-0)	84.3	6.6

HISTORICALLY

Colorado is in its second century of intercollegiate football, as the Buffaloes are in their 127th season of competition having played **1,220** games with an all-time record of **692-492-36**. CU currently stands 25th on the all-time win list and is 37th in all-time winning percentage (.582); the Buffs are 29th for those schools with 1,000 or more games played in Division I-A). Only 12 Division I schools have played more seasons of intercollegiate football than Colorado; Washington is the only Pac-12 school that matches CU's total of 127 (Cal is the only one who has played more games – 1,230), with only USC (819) and Washington (712) having won more games (CU is sixth in the league in winning percentage).

➔ In Boulder, the Buffs are **399-189-16** (.674) all-time and **307-169-10** (.642) in their 93rd season on the “hilltop” (Folsom Field).

OVERTIME

Colorado is 6-7 all-time in overtime games (3-4 at home); the Buffs became the 84th team in Division I-A to play an overtime game when it played its first ever extra session affair against Missouri in 1999. Here's a chart summarizing the Buffs in overtime (*—denotes in Denver):

Date	Opponent	Score	Regulation	Coin Toss	Choice	---Total Yards---		Notes
						Offense	Defense	
10-09-99	MISSOURI	W 46-39	39-39	Missouri	Defense	25	13	Ends with Kelly INT
11-26-99	NEBRASKA	L 30-33	27-27	Nebraska	Defense	9	25	CU trailed 27-3 early in 4th
11-09-02	at Missouri	W 42-35	35-35	Missouri	Defense	25	18	Ends with Mossoni FR
12-28-02	Wisconsin	L 28-31	28-28	Wisconsin	Defense	-2	5	Alamo Bowl
10-11-03	KANSAS	W 50-47	44-44	Colorado	Defense	25	7	Calhoun 3-25, TD rushing in OT
10-23-04	at Texas A & M	L 26-29	26-26	Colorado	Defense	14	33	First CU turnover in an OT ends it
10-07-06	BAYLOR	L 31-34 (3 OT)	17-17	Colorado	Defense	42	72	Ends in 3OT on Baylor INT
9-01-07	*Colorado State	W 31-28	28-28	Colorado	Defense	7	16	Eberhart kicks GWFG (35) after Wheatley INT
9-18-08	WEST VIRGINIA	W 17-14	14-14	Colorado	Defense	18	19	Goodman kicks GWFG (25) after WVU FG miss
9-10-11	CALIFORNIA	L 33-36	30-30	California	Defense	20	45	CU drives to CA4 but drive stalled
9-27-14	at California	L 56-59 (2 OT)	49-49	Colorado	Defense	46	34	CU drives to CA1 but failed on 4th down
10-25-14	UCLA	L 37-40 (2 OT)	31-31	Colorado	Defense	13	40	CU rallied from 31-14 down in 4th; two OT FGs
9-19-15	*Colorado State	W 27-24	24-24	Colorado	Defense	10	2	Gonzalez kicks GWFG (32) after Thompson FG block

COMEBACK BUFFS

Over the last 10 seasons, Buffs rallied to win from 10 or more points down 12 times, including twice under Mike MacIntyre, including rallying from its largest deficit ever against CSU. In 2014, UMass was up by 11 early in the second half after cashing in on a pick-six. Two of the rallies came from 17 down: in 2012, Washington State led, 31-14, early in the fourth quarter, but CU scored three straight TDs to close the game, capped by **QB Jordan Webb** scoring on fourth down from four yards out with 0:09 remaining; **PK Will Oliver** added the game winning PAT. In 2007, the Buffs got the best of No. 3 Oklahoma when **PK Kevin Eberhart** capped a run of 20 straight points with a 45-yard field goal for a 27-24 win. Eight have taken place in Boulder, a ninth (the first one) in Denver against CSU, and two on the road (the Washington State comeback was the largest fourth quarter comeback on the road CU has ever had).

COLORADO COMEBACKS

Trailed By	Time, Qtr.	Final	Opponent (Date)
14 (0-14)	2:44, 1Q	27-24	OT; Colorado State (Sept. 19, 2015)
11 (20-31)	12:24, 3Q	41-38	at Massachusetts (Sept. 6, 2014)
17 (14-31)	8:07, 4Q	35-34	at Washington State (Sept. 22, 2012)
11 (3-14)	3:47, 1Q	44-36	KANSAS STATE (Nov. 20, 2010)
10 (14-24)	10:40, 3Q	29-27	GEORGIA (Oct. 2, 2010)
10 (0-10)	0:00, 2Q	31-13	HAWAII (Sept. 18, 2010)
10 (21-31)	11:01, 4Q	35-34	TEXAS A&M (Nov. 7, 2009)
11 (13-24)	9:14, 4Q	28-24	IOWA STATE (Nov. 8, 2008)
14 (7-21)	7:29, 2Q	31-24	EASTERN WASHINGTON (Sept. 6, 2008)
11 (24-35)	0:23, 2Q	65-51	NEBRASKA (Nov. 23, 2007)
17 (7-24)	12:23, 3Q	27-24	OKLAHOMA (Sept. 29, 2007)
11 (17-28)	10:05, 3Q	31-28	OT; Colorado State (Sept. 1, 2007)

LITTLE KNOWN RARITY

In CU history, the Buffaloes have had a 100-yard rusher and receiver in the same game on **38** occasions (and are **28-10** in games when this occurs). It's happened twice this year (**QB Steven Montez**/**WR Devin Ross** at Oregon and **TB Phillip Lindsay**/**WR Bryce Bobo** versus Arizona State). It's happened seven times as a member of the Pac-12 (one each year previously: 2015 at UCLA, 2014 versus Washington, 2013 versus Charleston Southern, 2012 at Washington State and 2011 vs. Arizona). In 2001, the first time the same player had 100 yards in both in the same game at Colorado occurred when **TB Cortlen Johnson** had 172 rushing and 105 receiving at Iowa State. *A closer look at this unique list can be found on page 182 of the 2016 CU Information Guide & Record Book supplement.*

FOLSOM FIELD CAPACITY SNAPSHOT

Folsom Field's official capacity had been 53,613, expanded last in 2003 when 1,903 club seats and 41 suites were added in the east side stadium expansion; however, with CU's \$156 million Athletics Complex Expansion nearing completion and the northeast corner of the stadium and the north stands now redesigned, the new capacity now stands at **50,183**. Folsom is tied for the 18th oldest venue among the 128 NCAA Division I-A/FBS stadiums. It is the fourth oldest stadium in the Pac-12 Conference, as only Husky Stadium (Washington, 1920), Rose Bowl Stadium (UCLA, 1922) and Los Angeles Memorial Coliseum (USC, 1923) are older.

CU FOOTBALL REMAINS SECOND MOST POPULAR PER-GAME SELL IN STATE

The final home attendance figure for 2015 was **236,331**, an average of 39,389 for six home games, about 2,000 more than CU's 2014 average. It marked the 21st straight season that Colorado football was the second largest draw per game in the state behind the NFL Denver Broncos (and the 39th time in the last 41 years). The fledgling Colorado Rockies took over the second spot the two years they played at old Mile High Stadium, averaging in the mid-to-upper 50s in 1993 and 1994. The Broncos wrestled the state's top spot away from the Buffs permanently in 1975 after first doing so in 1969, with six years of see-sawing in-between (CU had been the state attendance leader since Folsom Field was built in 1924). CU continues to have the second largest public and overall season ticket base in the state (the count so far in 2015 is just under 25,000 when adding in 7,354 student holders to 17,299 public tickets (those tickets are purchased, just at a discounted rate). In 2015, CU was again first in the state in college football attendance for the **50th** straight year, ahead of Air Force (26,026; AFA was the last school top CU's figure, in 1965) and Colorado State (24,917); all had six games. The Broncos averaged 76,939 fans per game in 2014 and around the same this year; the Rockies averaged 31,334 this past summer.

SCORING STREAKS

The Buffs scored in a school record **242** consecutive games until Missouri ended the streak on October 25, 2008; it was first shutout loss since November 12, 1988 to Nebraska in Lincoln (7-0). The Buffs had scored in **94** consecutive road games (123 including neutral sites) as well as in 153 straight league games, all 103 in Big 12 play, including the four title games, and their final 50 in Big Eight competition, dating back to the '88 shutout at Nebraska. CU had scored in **150** straight games at home until Stanford shut out the Buffs, 48-0 on Nov. 3, 2012; the previous last shutout was a 28-0 loss to Oklahoma on Nov. 15, 1986. CU has been shutout just 10 times in its last **573** games (dating to October 5, 1968), but only six schools have administered them: Oklahoma (three times), Missouri (twice), Nebraska (twice), Louisiana State, Michigan and Stanford. Current streaks:

- CU has scored in **49** straight games overall; last shutout was at home against Stanford on Nov. 3, 2012 (a 48-0 loss).
- CU has scored in **156** straight games against non-conference opponents (last shutout: a 44-0 loss at home to LSU on September 15, 1979).
- The home shutout losses to Stanford ('12), Oklahoma in '86 and LSU in '79 are the only three times CU has not scored at Folsom Field over the course of the last **313** games (all the way back to 1963).

SAFELY AHEAD

The Buffs have been a virtual lock to win once they have a lead of two or more scores (nine-plus points) over the past 40-plus seasons. Since the 1976 opener, CU has protected a two-score lead **235** of **266** times, losing 28 and tying three when it blew the lead; a closer look (*—Disneyland Pigskin Classic at Anaheim):

Date	Opponent	CU Lead (when)	Result	Date	Opponent	CU Lead (when)	Result
9/17/16	at Michigan	14 (21-7; 1st Quarter)	L, 28-45	09/23/06	at Georgia	13 (13- 0; 4th Quarter)	L, 13-14
11/13/15	SOUTHERN CALIFORNIA	14 (17-3; 2nd Quarter)	L, 24-27	10/23/04	at Texas A&M	12 (19- 7; 3rd Quarter)	L, 26-29 OT
11/01/14	WASHINGTON	10 (20-10; 2nd Quarter)	L, 23-38	11/01/03	at Texas Tech	14 (14- 0; 1st Quarter)	L, 21-26
09/27/14	at California	14 (28-14; 3rd Quarter)	L, 56-59 2OT	10/04/03	at Baylor	9 (23-14; 3rd Quarter)	L, 30-42
08/29/14	Colorado State (Denver)	10 (17-7; 3rd Quarter)	L, 17-31	11/11/00	Iowa State	11 (20- 9; 2nd Quarter)	L, 27-35
09/08/12	SACRAMENTO STATE	14 (14-0; 1st Quarter)	L, 28-30	09/02/00	Colorado State (Denver)	10 (24-14; 3rd Quarter)	L, 24-28
09/01/12	Colorado State (Denver)	11 (14-3; 2nd Quarter)	L, 17-22	10/23/93	at Kansas State	9 (9- 0; 2nd Quarter)	T, 16-16
10/01/10	WASHINGTON STATE	10 (27-17; 4th Quarter)	L, 27-31	09/18/93	at Stanford	10 (37-27; 4th Quarter)	L, 37-41
11/06/10	at Kansas	28 (45-17; 4th Quarter)	L, 45-52	09/15/90	at Illinois	14 (17- 3; 2nd Quarter)	L, 22-23
10/23/10	TEXAS TECH	10 (24-14; end 3rd Qtr)	L, 24-27	08/26/90	*Tennessee	14 (31-17; 4th Quarter)	T, 31-31
11/19/09	at Oklahoma State	11 (21-10; 3rd Quarter)	L, 28-31	09/27/86	ARIZONA	9 (21-12; 4th Quarter)	L, 21-24
10/10/09	at Texas	11 (14-3; 2nd Quarter)	L, 14-38	11/03/84	KANSAS	11 (27-16; 4th Quarter)	L, 27-28
11/28/08	at Nebraska	14 (14-0; 1st Quarter)	L, 31-40	10/16/82	at Oklahoma State	13 (13- 0; 1st Quarter)	T, 25-25
11/10/07	at Iowa State	21 (21- 0; 3rd Quarter)	L, 28-31	09/19/81	WASHINGTON STATE	10 (10- 0; 4th Quarter)	L, 10-14
09/08/07	at Arizona State	14 (14- 0; 2nd Quarter)	L, 14-33	10/10/79	OKLAHOMA STATE	20 (20- 0; 4th Quarter)	L, 20-21
10/28/06	at Kansas	9 (9- 0; 3rd Quarter)	L, 15-20				

Colorado has lost only 34 games (and was tied twice) dating back to 1980 when leading by *any* margin at any point in the fourth quarter or overtime. The most recent losses were last year, in the 38-31 loss to Arizona (led 24-17 entering the fourth) and in the 35-31 loss at UCLA (CU took a 31-28 lead early in the fourth); CU lost four games in 2014 where it had small fourth quarter advantages. The ties came against Tennessee in 1990 (31-31, after leading 31-17) and Kansas State in 1993 (16-16 after taking a late 16-13 lead).

- Colorado has won **119** of its last **140** games in which it at any point has held a two-score lead. A 2003 loss to Baylor snapped a 26-game winning streak in such situations on the road, and an overall streak of 49 consecutive wins from 1993 to 1999 was snapped by CSU in 2000. In this same span, **Colorado has rallied to win 38 games and tie two others dating back to 1981 after once trailing at some point in the fourth quarter** (not including coming from 27-3 down against Nebraska in 1999 before losing in OT). The most recent was the 41-38 win at Oregon on Sept. 24; CU had led most of the game but Oregon went ahead, 38-33, late in the third quarter. But a Steven Montez to Bryce Bobo 31-yard TD pass (and the two connecting again on the two-point conversion) were the only points in the fourth quarter and CU held the Ducks off for the win. Two of the biggest ones occurred in 2007: CU rallied from 28-17 down in the third and 28-25 in the fourth to defeat CSU 31-28 in overtime) and Oklahoma (down 24-7 late in the third, eventually tying the fourth largest comeback in school history in winning 27-24).

2015 INJURY COUNT SIXTH-WORST IN LAST 30 SEASONS

The injury bug hit the Buffs in 2015, as 10 positions had a starter miss at least one game due to injury. The injury bug avoided Mike MacIntyre's first two teams for the most part, but last year ('15) was a different story: the Buffs lost **93** full games from players who figured in the two-deep (or those who regularly rotated in at the skill positions), and **120** games overall by the entire team. Below are the worst regular seasons for injuries/illness for the CU program over the last 29 years (KEY: GL—Games lost to injury; GL/2—Games lost by 2-deep scrimmage players; MG—"Man games" as defined by as the total number of games if all players NOT ticketed to redshirt played every game; Pct. Lost – percentage of man games lost, knowing that in actuality, the number is higher as third-team players and reserves don't see that much action; 2/MG—2-deep man games, or starting 22 positions plus backups):

Season	G	GL	MG	Pct. Lost	GL/2	2/MG	Pct. Lost	Season	G	GL	MG	Pct. Lost	GL/2	2/MG	Pct. Lost
2008	12	121	1008	12.0	110	528	20.8	2012	12	108	984	11.0	71	528	13.4
2011	13	141	1066	12.8	115	572	20.1	2003	12	74	876	8.4	58	528	11.0
1998	11	101	864	11.7	89	484	18.4	1997	11	51	770	6.6	41	484	8.5
2000	11	101	880	11.5	82	484	16.9								
2010	12	103	924	11.1	88	528	16.7	2016*	9	94	819	11.5	54	405	13.3
2015	13	120	1053	11.4	93	572	16.3	*—man-games for 2-deep include PK spot.							
2002	13	139	1118	12.4	80	572	14.0								

Dating back to 1987, only 10 times has CU lost over five percent of its "man game" count due to injury (1995-97-98-2000-02-03-08-10-11-12).

BUFFS AGAINST THE BEST

Here's a look at how CU has fared all-time against nationally ranked teams (*Associated Press* poll):

Games	All-Time Record	1989-2016 Record	Mike MacIntyre Record	Coach With The Most Wins
versus Top 5.....	12-54-2	8-22-1	0-3	5 / Bill McCartney
versus Top 10.....	25-91-3	14-37-2	0-4	8 / Eddie Crowder & Bill McCartney
versus Top 15.....	37-117-3	20-51-2	0-4	10 / Bill McCartney
versus Top 25.....	69-160-3	43-81-2	0-12	20 / Bill McCartney

CU played 21 ranked non-conference opponents (bowls included) as a member of the Big 12, going 9-12, the most wins over non-league ranked foes from 1996-2010.

"OUTSIDE THE NINE DOTS"

Some out of the ordinary records by the Buffs in some unique situations:

- ❑ Colorado is **82-42** against teams with three or more losses dating back to the 1985 season;
- ❑ Colorado is **79-45-1** in its last **124** games against schools that include the word "State" (dating to 1986);
- ❑ Colorado is **546-277-25** all-time in games played in the Mountain Time Zone (Colorado, Arizona, Montana, New Mexico, Utah, Wyoming)

SIXTEEN TO THE HOUSE ON THE FIRST TRY WHEN IT COMES TO THEFTS & SCORES

CU players have a penchant to return their first career interceptions for touchdowns, as since 1992, **16** Buffaloes have scored after stealing their first college pass. Sophomore **ILB Rick Gamboa** is the latest to join the club, snaring a batted pass and returning it 20 yards for a score against Oregon State on Oct. 1. **ILB Kenneth Olugbode** had the previous one, racing 60 yards for a score with his first pick in a 27-24 overtime win over Colorado State in 2015. That was the first in eight years, however, as the one previous came in 2007, when redshirt frosh **CB Jimmy Smith**, as his 31-yard return of a Joe Ganz pass cut Nebraska's lead over CU to 35-31 early in the second half and was the impetus to a 65-51 comeback win. Prior to that may have been the most spectacular of the lot: **ILB Marcus Burton** returned a pick 99 yards at Oklahoma State in 2005, preserving CU's shutout in the waning seconds of the game. Three did it in 2004: **OLB Brian Iwuh** did it off the bat when he made his first career pick and returned it 37 yards for what proved to be the winning touchdown against Colorado State in the season opener; a week later, **Joe Sanders**, plucked off a ball against Washington State and raced 51 yards for six, snapping a 3-3 deadlock in the process; then versus Texas, **CB Terrence Wheatley** plucked one off and ran 37 yards for six with his first theft. Two did it in 2001: **S Medford Moorer** picked off his first career pass and returned it 64 yards for a touchdown against Texas in the Big 12 Championship game, while **CB Donald Strickland** returned his first career pick 31 yards for a touchdown just one minute into the CSU game. Frosh redshirt **CB Phil Jackson** did it in 2000, as he returned his first career INT 28 yards for a TD against Washington. **SS Rashidi Barnes** had his first one in CU's win over CSU in 1997, returning it 26 yards for a score, rallying the Buffs into a 14-14 tie early in the second half. Barnes was the fourth Buff in a 14-game span to return a first career pick for a TD—**Marcus Washington** had a 95-yard theft for a score in the '96 Cotton Bowl against Oregon; **Vili Maumau** had a 33-yard interception for six (and a Hula dance) at Colorado State in 1996; and **Nick Ziegler** stole one for a 31-yard score against Washington in the '96 Holiday Bowl. In 1992, **Dwayne Davis** returned one 31 yards for a TD in a 21-20 win at Minnesota to start this amazing run.

➤ And two did it with their first **punt returns**: **Ben Kelly** (vs. Utah State in 1998) and **Jeremy Bloom** (vs CSU in 2002).

BUFFALO DINOSAURS

The longtime radio voice of the Buffs, **Larry Zimmer** wrapped up his career following the 2015 season, calling **486** CU games; a string of **251** in a row came to an end after he was hospitalized in October 2014 (he would miss the final six games of the season). He only missed 17 games overall; prior to the six due to illness, he had missed three bowls (two due to contracts forbidding teams to originate broadcasts), three regular season games due to travel conflicts and five road games this season; his 400th at CU was also the 1,000 of his professional career. At their current school, only Bob Robertson, Washington State (552 at the time) and Bill Hillgrove, Pittsburgh (535) had called more games than Zim, who was tied for fourth in the number of years calling major college football for the same team (42nd season) behind Robertson (49th), Hillgrove (46th) and Don Fischer, Indiana (43rd; South Carolina's Tommy Suggs was also in his 42nd year). In 2009, Zim was honored as the 15th recipient of the Chris Schenkel Award, which recognizes those who have enjoyed a long and distinguished career broadcasting college football at a single institution (he called a total of **570** college games, including 50 for Michigan and 34 for CSU).

OTHER DINOSAURS: **Jon Burianek**, who retired as senior associate AD in June 2006 and then briefly rejoined the department on a contract basis in 2013, worked **444** CU football games, including a run of **415** in a row (229 of which were at home). **SID Dave Plati** has worked **441** overall, including the last **399** (dating to the '83 finale). **Gary Barnett**, now an analyst with KOA, has worked **204** (106 as an assistant coach, 87 as head coach and 11 on the radio). The late **Fred Casotti**, the school's longtime SID and associate AD between 1952-87, witnessed 477 CU football games in person prior to his passing in 2001; included within that was a string of 268 in a row at one time at Folsom Field. The record by a coach is held by **Brian Cabral**, who, including his playing days (46 games), was a part of 340 CU games (the last 294 in a row); former facilities man **John Krueger** worked 325 in all (1980s to 2012). Then there are CU's "Super Twins," **Betty Hoover** and **Peggy Coppom**, who have been to all but handful of CU's home games – since 1940 (they turn 92 on Nov. 22). And the late **F.M. "Dutch" Westerberg** is the all-timer; the long-time season ticket holder saw *every* CU home game (**394** of 'em) from 1921 until 1999, when he passed away at the age of 94.

STAT CREW: **Jack Landon** (son of one-time presidential candidate Alf Landon) is in his 44th year as a member of the CU football stat crew; he joined the basketball crew in 1971 and then football two years later. Virginia did a survey on longest tenured state people, and Jack is 19th nationally.

NFL SCOUT WATCH

Colorado has 23 seniors on its 2016 roster, and if history holds, they will receive plenty of looks from scouts all around the National Football League; scouts/player personnel types pass through Boulder every season for a game and/or practice(s), with over three fourths of the league doing so on average every season. Thus far in 2016, **27** teams have scouted the Buffs in person at games: Arizona, Atlanta, Baltimore, Buffalo, Carolina, Chicago, Cleveland, Dallas, Denver, Detroit, Green Bay, Indianapolis, Jacksonville, Kansas City, Los Angeles, Miami, Minnesota, New Orleans, N.Y. Giants, N.Y. Jets, Oakland, Philadelphia, Pittsburgh, San Francisco, Seattle, Tampa Bay and Tennessee. Not including camps or practices, **821** scouts have attended Colorado games since 2000 (home, road and neutral sites). At the 2016 UCLA game in Boulder (Nov. 3), a record for a CU game occurred as there were 31 scouts from 20 teams were in attendance for the game.

PLAYING ON SUNDAY: IN-THE-PROS

There are **nine** former Colorado Buffaloes on National Football League rosters as of November 6; there were 10 on the rosters at the end of the 2015 season. Colorado has had **236** players all-time go on to make an active NFL roster and **266** all-time draft picks, which ranks as the fourth most among Pac-12 programs and the 22nd overall. CU had continually been one of the top 20 producers for the last quarter century of NFL talent and at one time in the late 1970's had the most active players (47) of any school in the nation. The last time Colorado was in the top 10 in players produced was in 2002, coming in 10th (29); nationally, CU was in the top four from 1996-99 (third in '09, fourth the other years). The active list (KEY: **Exp.**—denotes number of years in the league; **a**—active/physically unable to perform; **i**—on injured reserve; **p**—practice squad):



Player	Pos.	Team	Exp.
David Bakhtiari	OT	Green Bay Packers	3
Ken Crawley	CB	New Orleans Saints	R
Mason Crosby	PK	Green Bay Packers	9
Justin Drescher	LS	New Orleans Saints	6
i —Stephone Nembot	OT	Baltimore Ravens	R
Paul Richardson	WR	Seattle Seahawks	2
Jimmy Smith	CB	Baltimore Ravens	5
Nelson Spruce	WR	Los Angeles Rams	R
Nate Solder	OT	New England Patriots	5

Waived In Camp/In-Season*

Player	Pos.	Team	Exp.
Jered Bell	S	San Francisco 49ers	R
Jalil Brown	CB	Indianapolis Colts	5
Daniel Munyer	OG	Kansas City Chiefs	1
Christian Powell	RB	Pittsburgh Steelers	R
Will Pericak	DE	Seattle Seahawks	2

COACHES

Name	Pos.	Team	Tie To Colorado
Eric Bieniemy	RB	Kansas City	Player, 1987-90; Asst. Coach, 2000-02,'11-12
Joe Bleymaier	QC/Offense	Kansas City	QC/MacIntyre Staff, 2013-15

Tom Cable	OL/AHC	Seattle	Asst. Coach, 1998-99
Moses Cabrera	Str/Cond	New England	Asst. S&C Coach, 2010
Jim Caldwell	Head Coach	Detroit	Asst. Coach, 1982-84
Karl Dorrell	WR	N.Y. Jets	Asst. Coach, 1992-93, 95-98
Jon Embree	TE	Tampa Bay	Player '83-86/Asst. Coach '91-02 Head Coach 2011-12
James Hardy	Str/Cond Asst.	New England	Asst. S&C Coach, 2008-16
Nick Holz	QC/Offense	Oakland	Player, 2003-06
Vance Joseph	Def. Coord.	Miami	Player, 1990-94
Steve Marshall	OL	N.Y. Jets	Asst. Coach, 2000-01, 11-12
Chris Morgan	OL	Atlanta	Player, 1995-99
Robert Prince	WR	Detroit	Asst. Coach, 2010
Chris Wilson	DL	Philadelphia	Asst. Coach, 2000-04

PLAYER PERSONNEL/DEVELOPMENT

Name	Team	Tie To Colorado
Malcolm Blacken	Washington (Dir., PD)	Strength Coach, 2011-12
Jordan Dizon	Denver (Scout)	Player, 2004-07/Butkus runner-up
Dave McCloughan	Oakland (Asst., PP)	Player, 1987-90
Bob Morris	San Francisco (Scout)	Player, 1973-76
Matt Russell	Denver (Dir., PP)	Player, 1992-96/Butkus Award
Duke Tobin	Cincinnati (Dir. PP)	Player, 1992-93

CANUCKS: One former Buff is playing north of the border in the Canadian Football League. **CB Greg Henderson** is in his first year with the Montreal Alouettes (**OG Edwin Harrison** recently retired after spending six years with the Calgary Stampeders).

DAD PLAYED ON SUNDAYS: Seven players are the sons of former National Football League players: **DL Terran Hasselbach** (father Harald played with Washington and Denver); **ILB Drew Lewis/TB Troy Lewis** (father Will played with Seattle and is now the director of scouting for the Kansas City Chiefs); **OLB Derek McCartney** (father Shannon Clavelle, Green Bay); **QB Steven Montez** (father Alfred, Oakland); **CB Isaiah Oliver** (father Muhammad, five years with as many teams: Denver, Green Bay, Kansas City, Miami, Washington); and **ILB Jacob Stoltenberg** (father Bryan played with San Diego, N.Y. Giants and Carolina).

COLORADO HIGH SCHOOL COACHES: Five former Buffaloes are serving as high school head coaches in the state; the five who head prep programs: **Matt Flavin** (Buena Vista), **Phil Jackson** (Sierra), **Dave Logan** (Cherry Creek), **Vincent Smith** (Boulder) and **Scott Yates** (Kent Denver).

ALL-TIME CU PRO NOTE: How good was CU's 1994 offense? Ten of the 11 starters were drafted into the NFL (Tony Berti, Rae Carruth, Christian Fauria, Heath Irwin, Chris Naeole, Rashaan Salaam, Kordell Stewart, Bryan Stoltenberg, Derek West and Michael Westbrook), with the 11th signing as a free agent (Lepsis). All played, and three remain on NFL rosters some 11 years later. And six of the '94 defensive starters wound up playing professionally as well.

O-LINEMEN PIPELINE TO THE NFL

CU has been a solid conduit to the NFL League when it has come to offensive linemen and the research below indicates CU may very well be the place to go if an offensive lineman wants to take it to the next level. Dating back to the 1991 NFL draft, or the '87 recruiting class, 29 of 39 players who started at least two years on the Buff offensive line were either drafted or signed as free agents. The list is impressive (with three others who started just one season):

Player	Pos	Full Years As A Starter	NFL (Round or FA)	Player	Pos	Full Years As A Starter	NFL (Round or FA)
Stephane Nembot	OT	(4) 2012-15	Baltimore (FA)	Brad Bedell	G	(2) 1998-99	Cleveland (6)
Daniel Munyer	C/G	(3) 2012-14	Kansas City (FA)	Shane Cook	T	(2) 1998-99	New Orleans (FA)
David Bakhtiari	T	(3) 2010-12	Green Bay (4)	Ryan Johanningmeier	G/T	(3) 1997-98-99	Atlanta (FA)
Ryan Miller	G	(5) 2007-11	Cleveland (5)	Melvin Thomas	G/T	(3) 1995-96-97	Philadelphia (7)
Nate Solder	T	(3) 2008-10	New England (1)	Chris Naeole	G	(3) 1994-95-96	New Orleans (1)
Daniel Sanders	G/C	(3) 2006-08	St. Louis (FA)	Heath Irwin	G	(3) 1993-94-95	New England (4)
Edwin Harrison	G/T	(3) 2005-07	Kansas City (FA)	Bryan Stoltenberg	C	(4) 1992-93-94-95	San Diego (6)
Tyler Polumbus	T	(3) 2005-07	Denver (FA)	Derek West	T	(3) 1992-93-94	Indianapolis (5)
Brian Daniels	G	(4) 2003-06	Minnesota (FA)	Tony Berti	T	(2) 1993-94	San Diego (6)
Mark Fenton	C	(3) 2004-06	Denver (FA)	Jay Leeuwenburg	C	(3) 1989-90-91	Kansas City (9)
Clint O'Neal	T	(2) 2004-05	Washington (FA)	Mark VanderPoel	T	(3) 1988-89-90	Indianapolis (4)
Sam Wilder	T	(2) 2003-04	Dallas (FA)	Joe Garten	G	(4) 1987-88-89-90	Green Bay (6)
Marwan Hage	G/C	(3) 2001-02-03	Jacksonville (FA)	One-Year Starters:			
Wayne Lucier	G/C	(2) 2001-02	N.Y. Giants (7)	Tom Ashworth	T	(1) 2000	New England (FA)
Justin Bates	T/G	(3) 2000-01-02	Dallas (7)	Ben Nichols	G	(1) 1998	Atlanta (FA)
Andre Gurode	G/C	(3) 1999-00-01	Dallas (2)	Ariel Solomon	T	(1) 1990	Pittsburgh (10)
Victor Rogers	T	(3) 1999-00-01	Detroit (7)				

A LONG LINE OF WALK-ONS HAVE RISEN TO FIRST-TEAM AT COLORADO

After the NCAA reduced the number of scholarships from 95 to 85 (completed in 1992), more and more players have had to make their bones starting as walk-ons. Here's a short list (37 count) of some of the standout former and current walk-ons who rose to first-team status at Colorado:

Player	Pos	First Season	Letters	Notes
Willie Beebe	FB	1978	4L	Solid blocker who scored nine career touchdowns as a bruiser near the goal line
Kyle Rappold	NT	1985	3L	Known as the "trash compactor" for his stature, the Fort Lewis transfer clogged the run
Jeff Campbell	WR/KR	1986	4L	Earned scholarship second day of freshman camp; played five years in the NFL
Ken Culbertson	PK	1986	3L	Scored 98 points in CU's 11-0 run in '89 season, making 59-59 PAT and 11-17 FG
David Gibbs	CB	1986	4L	Solid corner and special teams performer, now coaching with NFL Kansas City Chiefs
Mark Henry	WR	1987	3L	Big play guy with 18 career catches for 416 yards, or 23.1 per catch
Robbie James	WR	1987	1L	Threw TD pass on third down FG fake at Oklahoma State to lead CU to 16-12 win in 1991
Charles Johnson	QB	1987	2L	Often subbed for an injured Darian Hagan, earning Orange Bowl MVP honors in '91 vs. Notre Dame
Erik Norgard	C	1987	2L	Walked on in the spring after transferring from Western Washington; All-Big 8 as a senior
Chris O'Donnell	LB/SN	1987	4L	Solid as a rock at long snapper on special teams all four years
Keith Miller	FB	1992	2L	From tiny Ovid, Colo., he was a solid blocking back. Now an opera singer with the MET.
Ryan Black	SS	1993	4L	Led team in tackles as a junior in 1996 with 154 (78 solo)
Ryan Sutter	FS	1993	3L	CU's all-time special team points leader, led Buffs in tackles (170, 98 solo) in 1997
Neil Voskeritchian	PK	1993	2L	Won the starting placekicker job in 1994, finished career ninth in scoring at CU (161 points)
Nick Pietsch	P	1996	4L	Led CU in punting in 1997-98-99, finished with a career average of 39.9
Beau Williams	TE	1998	2L	Primarily a blocking tight end, played a big role on CU's 2001 Big 12 title team
D.J. Hackett	WR	2001	2L	Walked on after CS-Northridge dropped football; led CU in receiving in '03, four-year NFL veteran
Tom Hubbard	FS	2001	2L	Defensive MVP of the 2004 Houston Bowl with two interceptions
Evan Judge	WR	2001	4L	Caught 69 balls for 903 yards to finish in top 20 in receiving yards
John Torp	P	2001	3L	Finished second for the '05 Ray Guy Award; set a school records with 205 punts, 65 inside the 20
Paul Creighton	TE	2002	4L	Also saw action at FB, he primarily was a
Greg Pace	SN	2002	4L	Took over all special team snapping chores early as a freshman and handled through senior year
Joel Klatt	QB	2003	3L	Former infielder in Padres organization went on to set 44 CU passing and total offense records
Cody Crawford	WR	2004	3L	Has cracked the school's all-time lists in catches and yards
Jeff Smart	ILB	2005	4L	Earned a scholarship 3 games into the 2007 season, first LB to do so under Cabral; second most tackles by a WO
Scotty McKnight	WR	2006	4L	First freshman WR to ever lead CU in receiving (43-488, 4 TD), finished first in career receptions and third in yards
Aric Goodman	PK	2008	3L	In his first season, he was awarded a scholarship after making the game-winning FG versus West Virginia
Jason Espinoza	WR	2008	3L	Suffered two breaks to his collarbone in '08, playing briefly in-between; co-first team WR in '09
Dustin Ebner	WR	2009	3L	Primarily on special teams until his senior year, when he became a regular in the rotation and caught his first TD pass
Keenan Stevens	C	2009	2L	Pressed into duty in the season opener due to injury, he soon became a fixture and started 10 games
Alex Wood	FB	2009	2L	Hybrid tight end/fullback worked exceptionally hard and became the first player from Steamboat to start in decades.
Scott Fernandez	TE	2010	2L	Ascended to the top of the depth chart his senior year ('13); first career catch was fifth longest (71 yards vs.UA).
Travis Sandersfeld	DB (N)	2010	4L	One of the CU's top perennial special teams performers, he emerged as the starting nickel back for 5 games in 2010
David Goldberg	DE	2011	3L	Coaches cited how hard he worked daily in practice and assumed a starting spot midway through his senior year
Darragh O'Neill	P	2011	4L	Had more punts (74) than any other freshman at CU, with his 42.3 average second best by a frosh in the NCAA
Ryan Moeller	FS	2013	2L	Starred at Rifle HS in the middle of the Colorado Rockies, top special teams performer and had 14 UT in first start
Colin Johnson	H	2015	1L	He earned the holder position in spring drills

THE VERTICAL GAME ... RETURNING?

CU, as in the case with most teams, often is most dangerous on offense when the unit can strike for the big play both via the rush and pass. Colorado had 50 "explosion" plays in 2015, or ones that gained 20 or more yards; that's the most by a CU team since 2011. Here's a look at CU's 20-plus plays in recent memory, going back to 1994, when CU had a high of 76 plays over 20-yards, almost equal in nature (37 rush, 39 pass):

Season	Total	Rush	Pass	Season	Total	Rush	Pass	Season	Total	Rush	Pass	Season	Total	Rush	Pass
1994	76	37	39	1999	57	12	45	2004	48	13	35	2009	44	7	37
1995	61	11	50	2000	38	8	30	2005	54	16	38	2010	43	11	32
1996	64	12	52	2001	58	21	37	2006	35	18	17	2011	56	14	42
1997	46	9	37	2002	58	35	23	2007	58	18	40	2012	36	9	27
1998	40	11	29	2003	47	5	42	2008	40	8	32	2013	42	5	37
												2016	38	11	27

99 IS SO NICE

Colorado scored for the seventh time in its history on a 99-yard drive to close out the scoring in the 2015 Arizona State game. **TB Christian Powell** started it with a 42-yard burst from the CU 1, and a Sefo Liufau-to-Nelson Spruce touchdown pass covering 31 yards ended the seven play march over a gassed ASU defense. CU covered the 99 yards in the third fewest plays of the seven, and it was just the second to occur in Boulder:

- 99—vs. Northwestern at Evanston, Sept. 29, 1951 (6 plays)
- 99—vs. Miami, Fla., at Miami, Oct. 13, 1961 (21 plays)
- 99—vs. Iowa State in Boulder, Oct. 29, 1988 (8 plays)
- 99—vs. Oklahoma at Norman, Oct. 19, 1991 (8 plays)
- 99—vs. Oklahoma at Norman, Oct. 19, 1991 (14 plays)
- 99—vs. Oklahoma State at Stillwater, Oct. 27, 2001 (5 plays)
- 99—vs. Arizona State in Boulder, Sept. 13, 2014 (7 plays)

AROUND THE NATION

Colorado has traditionally stocked its rosters primarily with players from three states: Colorado, California and Texas (74 percent of the entire roster—active, those reporting the first day of class and inactive—as of August 5: 86 of 116 players—includes others reporting later this summer). The roll call of state producers for the Buffaloes: California 42, Colorado 35, Texas 9, Arizona 5, Georgia 5, Washington 4, Florida 3, Utah 3, Hawai'i 2, Arkansas 1, Idaho 1, New Jersey 1, Oklahoma 1, Oregon 1, Pennsylvania 1, Wisconsin 1. That's 16 states total along MEXICO (1) that has produced the make-up of this year's team.

➔ **AROUND THE WORLD:** Four Buffaloes were born outside of the United States: **OL Mo Bandi** (India), **PK Diego Gonzalez** (Monterrey, Mexico), **OL Jonathan Huckins** (London, England), **C Alex Kelley** (Madrid, Spain; his parents were living there working as missionaries).

STAT SHOTS

Here are some interesting statistical bullets about Colorado football:

- ➔ **30+.** In its history, Colorado is **313-23-1** when scoring 30 or more points (**5-0** in 2016), along with records of **225-8** with 35-plus points and **208-6** with 36-plus, **185-4** with 38-plus and **118-2** with 43 or more tallies. The six losses with 35 more points came to Air Force (58-35 in 1968), Oklahoma (82-42 in 1980), Stanford (41-37 in 1993), Toledo (54-38 in 2009), Kansas (52-45 in 2010), Utah (42-35 in 2012) and California (59-56 in 20T in 2014). CU has played **1,220** games in its history, registering point totals of every number between 0 and 70 except 1 (duh!) and 68, and has hit 75 and 109 above that mark.
- ➔ Colorado is **112-106-3** in its last **221** league games: within this record is a 25-game span in which CU did not lose a conference game, the fourth longest streak all-time in the Big Eight (1958-1995). Colorado was 23-0-2 during that run. Colorado, however, is **10-41** as a member of the Pac-12.
- ➔ **30 points / 3 TDs.** Colorado has scored 30 or more points in **139** of its last **330** games, posting a **120-18-1** record; the Buffs have scored at least three touchdowns in **218** of these games dating to the start of 1989; in this time frame, CU is **26-95-2** when held to two or fewer touchdowns.
- ➔ For years, the mark of a strong CU team was that the Buffaloes routinely averaged six or more yards on first down. But the last time the Buffs averaged six or more for a season was in 2001, their Big 12 Championship year. Colorado did it six times between 1989 and 1997, including a team record best of **7.2** in both 1989 and 1994.
 - ➔ Since 1966, CU has averaged less than **4.3** just seven times (last in 2012) and less than 4.1 once—**3.5** in 1979. In 2012, the Buffs averaged **4.25** yards on first down, their lowest number since that 3.5 figure in 1979.
 - ➔ In 2013, in MacIntyre's first season, the Buffs had their best average on first down in years: CU averaged **5.83**, their best since 2001 (6.7). In 2014, the average was **5.36** and last year climbed back to **5.76**.
 - ➔ In 2016, the Buffs are averaging **6.43** per first down play (318 of them); CU hasn't average seven or more yards since 7.2 in 1994.
- ➔ Dating back to the fifth game of the 1999 season, an OT win over Missouri, the Buffs have **58** scores by return, or non-offensive scores, in the last 18 seasons (highs of eight in 1999 and 2002). Since the '95 opener and including postseason, CU has 77 scores by return in **264** games (70 regular season, seven bowl). *Ten in the MacIntyre Era (5 in 2013, 2 in 2015, 3 in 2016).*
- ➔ **200/200.** Colorado has accomplished the 200 "double-double," that is 200 yards both rushing and passing **45** times in the last **291** games, dating to 1993), having accomplished it eight times under MacIntyre. CU averaged over 200 in each for the season in 1993, 1994 and in 2001 (and is threatening to do it a fourth this year. The Buffs are **45-6** since 1981 when they have reached the 200 plateaus in both and **53-9** overall. *Prior to '93, CU had accomplished the feat only 19 times in its first 929 games in its history.*
- ➔ **600+.** Colorado is **16-1** all-time in games when it has gained 600 or more yards on offense; the first loss was last year when the Buffs had 630 in the 59-56 double overtime loss at California on Sept. 27, 2014. CU was **1-0** in 2015 after rolling up 636 against Nicholls State.
- ➔ **Grass.** Colorado is **85-91** in its last **176** games on grass, including a **54-53** mark at home, dating back to the 1999 season when Folsom Field converted back to grass (**6-1** on grass this season).
- ➔ **Artificial Turf.** Colorado is **97-59-3** in its last **159** games on non-grass fields dating back to 1989, including a **63-43-3** mark in conference games. CU is **1-1** this year (and **4-9** under MacIntyre).
- ➔ The Buffs have been a bit of an enigma on **third down** defensively dating back to 2003. That year, while opponents converted at an ordinary 34.6 percent clip (56-of-162), they gained 966 yards on those 56 makes, or an average of **17.3** per play; otherwise, CU allowed just 61 yards on the other 106 plays, or just 0.6 per. Those averages since: **14.1** (2004), **10.2** (2005), **12.0** (2006), **14.0** (2007), **9.7** (2008, the only time under 10 in this span); **15.7** (2009), **12.3** (2010), **13.7** (2011), **12.3** (2012), **11.2** (2013).
 - ➔ In **2014**, CU allowed just 15 plays of 20 yards or more on third down: opponents overall gained **949** yards on **70** makes (**13.6** per) and had a net **82** yards on the other **105** plays (**0.78**).
 - ➔ In 2015, CU allowed 17 plays of 20-plus; opponents gained **1,122** yards on **87** makes (**12.9**), but on the **119** misses, have just **45** total yards (**0.38** per).
 - ➔ This season, CU has allowed just eight third down plays of 20 yards or longer; the opponent has gained **294** yards on those (36.8 per); on the other **130** third down plays, they have gained **281** yards (**2.1** per).
- ➔ **No Turns or Sacks.** Dating back to 1972, Colorado is **17-2** in games when not allowing a sack or committing a turnover, winning twice this season, in back-to-back games against Massachusetts and Colorado State, the first time it has happened in back-to-back games. It now marks three times under MacIntyre (including the 2014 CSU game); previous to that was against Cal in 2011 (both were losses). The last win previously had come against Nebraska in 2007 (65-51). In these 19 games, the Buffs have outscored the opponent by **772-395**, with only four games decided by less than 17 points.
- ➔ **Turnover Free.** Colorado has played **78** turnover-free games dating back to the 1946 season, owning a record of **52-22-4** in those games (**2-1** in bowls). Under MacIntyre, CU is **6-3** in miscue-free contests (**3-0** in 2016).
- ➔ Opponents have made **166-of-210** field goals dating back to 2006 (**79.0** percent), including **9-of-14** this year and **73-of-87** (83.9) dating back to the 2012 opener. The high percentage might be a byproduct of CU's defensive success at times inside its own 25, as the foe is **118-of-134** (88.1) on kicks inside 40 yards. In the same span, CU is **140-of-219** (63.9).
- ➔ Between 2010 and 2013, opponents had **279** plays of 20 yards or more, earning a combined **8,651** yards (31.0 yards per); the average annually has always hovered around 30 yards, which makes sense since the cutoff is all plays of 20 yards or longer. But it's the count that's the concern: in 2008, opponents had just **44** plays of 20-plus, followed by **53** (2009) and **50** (2010); those counts ballooned to **75** in 2011 and **81** in 2012.
 - ➔ Under MacIntyre, the number has been dwindling: in his first season (2013) opponents had **73** plays of 20 yards or more (out of 924, 7.9%), netting **2,316** yards (**31.7** per); in 2014, opponents had **72** plays of 20-plus (8.5 percent of the 845 overall), with those collectively gaining **2,456** yards (1,472 pass/984 rush, **34.1** per). And in 2015, opponents had **65** plays of 20 or more yards (of 948, 6.9%, totaling **2,242** yards (still 34.5 per).
 - ➔ In 2016 (through nine games), a noticeable difference: CU has allowed **30** plays of 20-plus for **958** yards (31.9 per, but 5.0% of plays and 35.9% of yards).
- ➔ The Buffs averaged **439.2** yards per game in 2014, in part thanks to a school record eight games in a row with **400** or more, with an average **284.6** yards through the air. Colorado has averaged 400 or more yards per game over the course of an entire season just 14 times, before 2014 last doing so in 2001 (434.4), with the school record of 495.3 set during the 1994 season; CU gained 400-plus yards in nine of 11 regular season games that year. The Buffaloes have averaged over 300 yards passing in a season just once — **303.5** — in 1996, and came close the year before (297.2) and in 1992 (297.4); otherwise, CU has thrown for 250 or more per game just three times including 2014.
 - ➔ In 2016, CU is looking to rewrite or add to the above, averaging **474.4** yards per outing and **266.4** through the air after eight games.
- ➔ Colorado rarely folds when the opponent is faced with a 3rd-and-20 or longer. Since Miami, Fla., converted on a 3rd-and-20 in its 35-29 win in Boulder in 1993, opponents are just **5-of-125** on 3rd-and-20 or more. The Buff defense had stopped the opponent 51 straight times until UCLA converted a 3rd-and-30 in 2003, and then 30 straight times before KU made good in '09; Stanford is the last to do it (2011; the opponent is now **0-of-24** since). The CU offense is **11-of-133** when it's faced with 3rd-and-20 plus in the same span.
- ➔ CU has scored in **28** of **36** quarters in 2016 (**38** of **52** in 2015), and in **135** of **184** under MacIntyre (73 percent).

TRENDS

1985-2016

Since 1985, when the Buffs returned to their traditional winning ways after six frustrating years, Colorado is **210-173-4**; in these 387 games spanning the last 32 seasons, CU has posted the following records (including bowls):

◆ with 400-plus yards total offense	123-35-2	◆ when holding opponent under 300 yards total offense	100-20-1
◆ with 500-plus yards total offense	62-10-0	◆ when leading at halftime	166-32-2
◆ when converting 50 percent or better on 3rd down	84-13-1	◆ when leading after three quarters	171-24-3
◆ when punting three or fewer times	72-26-1	◆ when scoring 24 or more points	171-43-2
◆ with zero turnovers (156-71-2 with two or fewer)	42-19-2	◆ when held to 13 points or less	4-59-0
◆ when holding opponent to 17 points or less	123-19-1	◆ when not committing a turnover or allowing a sack	17- 2-0
◆ when holding opponent under 100 yards rushing	106-14-1	◆ when holding edge in 1st downs & possession time	120-36-2

TRENDS II

1989-2016

Since 1989, when the Buffs became a regular in the national rankings for the next 16 seasons, Colorado has posted an overall record at **182-155-4**. Here are some trends during this time frame (341 games over the last 27-plus seasons, including bowls):

➤ when running more plays than the opponent	106-63-3	➤ when rushing for 200-plus yards	92-10-1
➤ with 400-plus yards total offense (57-10 with 500-plus)	109-35-2	➤ when rushing for 250-plus yards	62- 2-1
➤ when scoring 30 or more points	120-18-1	➤ when rushing for 300-plus yards	34- 0-1
➤ when leading in possession time (58-94-1 when not)	125-60-3	➤ when rushing and passing for at least 200 yards	43- 6-0
➤ when making 20-plus first downs	119-58-1	➤ when passing for 200-plus yards	102-83-2
➤ when converting 50 percent or better on 3rd down	70-11-1	➤ when passing for 300-plus yards (11-3-1 400-plus)	33-27-1
➤ when scoring first	115-42-1	➤ when passing for more yards than rushing	93-129-2
➤ with zero turnovers (139-95-2 with two or fewer)	36-18-2	➤ when holding edge in 1st downs & possession time	103-36-2
➤ when holding opponent to 17 points or less	98-13-1	➤ when holding edge in field position	134-40-1
➤ when holding opponent under 100 yards rushing	90-14-1	➤ when not committing a turnover or allowing a sack	16- 2-0
➤ when holding opponent under 300 yards total offense	78-15-1	➤ when out-rushing the opponent	148-21-3
➤ when average field position is CU 30+ (27-3 40+)	126-58-2	➤ when owning the edge in return yards	128-54-2
➤ when play selection is 50 percent rushing calls	149-48-2		

TRENDS III

MacINTYRE ERA (2013-PRESENT)

Mike MacIntyre took over the Buffalo program in 2013; here are some numbers through 46 games (**17-29** record):

Category		Category	
➤ when scoring 20 or more points (2-11 when not)	15-18	➤ when leading after three (1-25 trailing, 4-1 tied)	12- 3
➤ when scoring 30 or more points	12- 6	➤ when holding opponent under 70 plays	10- 8
➤ when scoring 40 or more points	11- 1	➤ when holding opponent under 100 yards rushing	6- 0
➤ when scoring 50 or more points	1- 1	➤ when holding opponent under 300 yards offense	10- 0
➤ when holding opponent to 17 points or less	11- 0	➤ when rushing for 200-plus yards	9- 4
➤ in games decided by 7 points or less	5-10	➤ when rushing for 250-plus yards (1-0 300-plus)	6- 0
➤ with two or fewer turnovers (6-3 with zero)	15-19	➤ when rushing for more yards than passing	7- 4
➤ when turnover margin was plus or even	14-11	➤ with a 100-yard rusher	6- 4
➤ when not throwing an interception or allowing a sack	4- 1	➤ when rushing and passing for at least 200 yards	6- 3
➤ when scoring first (4-21 when not)	13- 8	➤ when passing for 200-plus yards	12-20
➤ when running 90 or more plays	1- 6	➤ with 400-plus yards total offense	13-10
➤ when leading at halftime	12- 6	➤ with 500-plus yards total offense (1-1 with 600-plus)	8- 4
➤ when trailing at halftime (2-2 when tied)	3-21		

TURNOVERS ARE INDEED COSTLY

Most head coaches believe that when it comes to turnovers, they are one of the single most important factors in winning or losing ball games. Statistics back up the argument, as the below shows that it is definitely better to take than to give over the last 28 seasons. A closer look:

	Turnovers Committed	Turnovers Forced	+/-	Scoring Off Turnovers PF	PA	+/-
183 WINS	293	445	+ 152	1,449	630	+819
MacINTYRE ERA (17 WINS)	20	35	+15	109	65	+ 49
153 LOSSES (& 4 TIES)	368	238	- 130	561	1309	- 748
MacINTYRE ERA (29 LOSSES)	58	38	-20	80	252	- 172
28-SEASON TOTALS (340 Games)	661	683	+ 22	2,010	1,939	+ 71
MacINTYRE ERA (47 GAMES)	78	73	- 5	189	317	- 128

POST BYE WEEKS

Colorado is **26-21** in games following a bye week since 1948, when the Buffaloes joined the Big Seven Conference; CU stopped playing Denver in an annual Thanksgiving game that year and byes became much rarer. In fact, the Buffs had just five bye weeks between 1948 and 1984 (going 3-2; one was created in 1963 after the assassination of JFK). Since 1985, CU has had at least one bye in 29 of 32 seasons, with two weeks off 11 of those years and one season with three idle Saturdays (2001, due to the Sept. 11 terrorist attacks). CU is **23-19** in games following byes dating back to 1985, which includes a **1-4** mark as a member of the Pac-12 (losing to Arizona State in 2012, at Oregon State in 2013 and at USC and Oregon in 2014; and the first win over UCLA in 2016).

2016 ANNIVERSARIES

The annual listing of what happened years ago, or anniversaries of 5, 10 and 25-year increments:

- 1891** (Nov. 26) After going 0-4 in its first season of intercollegiate football the previous year, and dropping the first four games in '91, Colorado earns its first-ever win in the sport with a 24-4 win on the road against the Colorado Springs Athletic Association.
- 1896** Colorado records its first undefeated season with a 5-0-0 mark, outscoring the five opponents 161-6.
- 1901** After a one-year absence, Fred Folsom returns for his second of three stints as CU head coach, piloting the Buffs to a 5-1-1 mark.
- 1906** Colorado posts perhaps its weirdest record in its football history: 2-3-4, the four ties all of the scoreless variety. CU scored just 28 points but allowed only 32.
- 1911** The 105th anniversary of the third of three 6-0 teams in a row while establishing the school's all-time winning streak of 21 games between 1908 and 1912. Colorado outscores the six opponents 88-5, allowing one field goal on defense and a safety for the only points.
- 1916** The first year of the post-Fred Folsom Era, as CU's legendary coach retired following the 1915 season; Bob Evans takes over but the Silver & Gold go 1-5-1.
- 1921** (Oct. 29) CU travels its furthest east for a football game, some 926 miles, but lose 35-0 at the University of Chicago, then a powerhouse in college football; the only longer trip at the time in program history was a 1915 game against Washington in Seattle, 999 miles from the CU campus. Trains took CU to both locales.
- 1926** CU opens the year with four straight home games, only done three times since (1937, 1943 and 1978 – in all of which the first five were at Folsom Field).
- 1931** (Nov. 26) Colorado defeats Arizona in Tucson, 27-7, on Thanksgiving, the last time (and of three total) Thanksgiving Day games CU has played out of the state.
- 1936** (Nov. 7) **Byron White** sets a school record by scoring 25 points (4 TD, 1 PAT) in a 31-7 win at Utah. White sets up his All-America season the following year by rushing for 643 yards with 1,339 all-purpose yards and 10 touchdowns.
- 1946** Jim Yeager reassumes head coaching position after serving in World War II for two years. An Oct. 12 win at Wyoming (20-0) was played in a blizzard.
- 1951** (Nov. 17) Colorado drills Nebraska in Lincoln, 36-14, in the program's first-ever televised game. **Bill Stern** (play-by-play) and **Ray Michael** (commentary) call the game, produced independently and aired regionally on NBC.
- 1956** (Nov. 4) After giving Oklahoma fits most of the decade, the Sooners roll into Boulder ranked No. 1 in the nation, CU's first-ever against the No. 1 team, and it appears the Buffaloes might finally break through. CU builds a 19-6 halftime lead, only to see OU rally with 21 second half points for a 27-19 win. The Buffs go on to finish 4-1-1 in the Big 7, earning the invitation to the Orange Bowl where CU beat Clemson, 27-21, for the first bowl win in school history.
- 1961** Colorado won its first Big 8 Conference championship, its first league title since 1942 (when it shared the Mountain States crown). The two biggest wins were a 20-19 win over Kansas (after trailing 19-0 early in the fourth quarter), and a 7-6 win over No. 10 Missouri. A 7-0 win at Nebraska remains to this day one of the school's all-time defensive gems: the Buffs held Nebraska to 31 total yards and zero first downs. CU reached No. 6 in the polls but lost to No. 4 LSU in the Orange Bowl, 25-7. **Joe Romig** is named an All-American for the second straight year and earns the Rhodes Scholarship.
- 1966** Colorado finished second in the Big 8 Conference race with a 5-2 mark (7-3 overall), the two league setbacks by a combined three points, 11-10 at Oklahoma State and 21-19 against Nebraska. After losing 24-3 to open the season at No. 20 Miami, the Buffaloes bounce back and win at No. 10 Baylor, 13-7, in a game where CU was on a mission to win after its black players were subject to racist taunts, including on a pregame radio show piped into the team locker room.
- 1971** Artificial surfacing makes its debut in Boulder on Sept. 18 versus Wyoming, as an AstroTurf carpet blanketed Folsom Field; fittingly, it snowed two feet that day and likely prevented cancellation of the game. CU's stunning road upsets of No. 9 Louisiana State and No. 6 Ohio State paved the way for a 10-2 season, as the Big 8 owned the top three spots in the final Associated Press poll after the bowls. With Nebraska (#1), Oklahoma (#2) and Colorado (#3), it was the first and to date only time in history one conference has occupied all top three positions at the end of the year. **Charlie Davis** rushes for a then-record 1,386 yards for the season, including a still-record 342 against Oklahoma State on Nov. 13, while **Cliff Branch** returns an NCAA record four punts for touchdowns. CU caps its first 10-win season with a 29-17 win over No. 15 Houston in the Astro-Bluebonnet Bowl.
- 1976** It's the 40th anniversary of Colorado's second Big 8 Conference title with a 5-2 league record; the Buffs were tied with Oklahoma and Oklahoma State, but CU earned the title via tiebreaker by virtue of its wins over the Sooners (42-31) and Cowboys (20-10). Nine players off the '76 team would be selected in the following spring's NFL Draft, including five in the second round in an 18-pick span between Nos. 35 and 52.
- 1981** The Buffs were 3-8, winning their season opener (45-27 over Texas Tech), homecoming (11-10 over Oklahoma State) and season finale (24-21 against Kansas State). Coach **Chuck Fairbanks** would resign the following June 1 to take a similar job with the New Jersey Generals of the fledgling USFL.
- 1986** Fresh off a season where CU won the NCAA Most Improved Team Award (+5½ games over a 1-10 record in 1984), the Buffaloes open up a disappointing 0-4, the last three of those losses by a combined eight points. CU rallies to win its next five, including a 20-10 win over No. 3 Nebraska which many refer to as the "Turning Point" in the Coach **Bill McCartney** Era. That run set up a battle for first place in the Big 8 and the Orange Bowl berth that went with it against Oklahoma on Nov. 15. But the Sooners end the dream with a 28-0 win in Boulder, in a game where OU did not attempt a single pass.
- 1991** Colorado ties for a third straight Big 8 title with a 6-0-1 mark, as a Nov. 2 tie with Nebraska (19-19) ends a 19-game winning streak in conference play, dating back to the '88 finale. **Lamont Warren** rushes for 830 yards, to this day a single-season best by a CU freshman, and in one of the most daring personnel moves since the days of platoon football, coach **Bill McCartney** plays his starting quarterback, senior **Darian Hagan**, as the team's top punt returner so he can better showcase his talents for professional football.
- 1996** A 33-21 win over Washington gives CU a 10-2 record, its third consecutive 10-win season for the first time in school history. It was also the inaugural season of the Big 12 Conference, and Colorado won its first league game, 24-10, at Texas A&M in a game where the Buffs had the quickest score from scrimmage in their history: after **Ryan Sutter** recovered an A&M fumble on the opening kickoff, **Rae Carruth** scored on a 28-yard end around just 13 seconds into the game. **Koy Detmer** set a school record with 3,156 passing yards, and the 20-4 start over his first two seasons as a college coach by **Rick Neuheisel** ranks as one of the top 5 all-time in NCAA history.
- 2001** A Sept. 15 game at Washington State was cancelled due to the Sept. 11 terrorist attacks on the east coast. CU plays in its first Big 12 Championship game and wins the title with a 39-37 win over Texas in basically a road win at Irving; a 62-36 win over Nebraska the previous week gave the Buffs their first North Division title, as **Chris Brown** rushed for 198 yards and a school-record six touchdowns. **Daniel Graham** wins the John Mackey Award as the nation's top tight end, and is named the school's sixth unanimous All-American. No. 2 Colorado plays in its first (and only) BCS game, but loses to No. 3 Oregon 38-16 in the Fiesta Bowl.
- 2006** **Dan Hawkins** named 23rd full-time head coach at Colorado; **PK Mason Crosby** repeated as first-team All-American, as he was the first placekicker at CU to earn the honor even one time.
- 2011** Colorado officially becomes a member of the Pac-12 Conference, joining along with Utah what was previously known as the Pacific-10; both became members on July 1, 2011. CU wins league titles in men's and women's cross country and claims the postseason men's basketball championship by winning four games in as many days.

COLORADO BY THE NUMBERS ALL-TIME HISTORIC

- 6-7** Colorado's record in overtime games (**0-0** this year).
- 8** The number of Buffaloes enshrined in the College Football Hall of Fame (six players: Byron White, Joe Romig, Dick Anderson, Bobby Anderson, Alfred Williams, John Wooten, Herb Orvis (to be inducted this December); and one coach: Bill McCartney)
- 16** The number of career interceptions by CU's all-time leader, **S John Stearns** (1970-72).
- 17-2** Colorado's record in games since 1972 when not committing a turnover or allowing a quarterback sack (**1-0** this year).
- 28-10** Colorado's record in games in its history when it has had a 100-yard rusher and a 100-yard receiver in the same game.
- 28** The number of national championships CU has won in its athletic history: 20 skiing, 7 cross country (5 men's/2 women's), 1 football.
- 30** The number of tackles by **LB Jeff Geiser** against Kansas State on Nov. 24, 1973, CU's single game record (5 solo, 25 assists).
- 30** The number of states CU has played a football game in with the most recent addition of Massachusetts in 2014
- 35** The number of career quarterback sacks by CU's all-time leader, **OLB Alfred Williams** (1987-90).
- 42-30** Colorado's all-time record in games decided by one (27-17) or two (15-13) points.
- 53** The number of all-time players who have rushed for 1,000 or more yards in a CU uniform (seventh in the NCAA).
- 53-19** Colorado's record in games against unranked teams in the month of November, dating back to 1989.
- 60** The length of the school record field goal **PK Mason Crosby** made against Iowa State in 2004.
- 62-36** The final score of CU's 2001 win over BCS No. 1 Nebraska, which earned the Buffs the Big 12 North title.
- 64** The length of the pass from **QB Kordell Stewart** to **WR Michael Westbrook** (via **WR Blake Anderson** tip), known as "The Catch" at Michigan.
- 66** The number of wins Colorado has over teams ranked in the Associated Press weekly polls (23rd most all-time; **43** since 1989, 18th most).
- 67** The length of **TB Charlie Davis'** TD run against Oklahoma State on Nov. 13, 1971, one that put him over the 1,000-yard mark for the season.
- 67** The length of **TB Rashaan Salaam's** TD run against Iowa State on Nov. 19, 1994, one that put him over the 2,000-yard mark for the season.
- 72** The number of yards that 64-yard pass was in the air, thrown from the CU 32 to four yards deep in the end zone to rally CU to a 27-26 win.
- 78-15-4** Colorado's record in games from 1989-96, the nation's fourth best overall record in the nation during that time frame.
- 93** The number of wins by Bill McCartney, CU's all-time winningest coach (93-55-5, 1982-94).
- 198, 6** The number of rushing yards and touchdowns, respectively, by **TB Chris Brown** against Nebraska on Nov. 23, 2001 in CU's 62-36 win.
- 225-8** Colorado's all-time record in games when it has scored 35 or more points (**313-22-1** with 30 or more points, with **119-2** with 43 or more).
- 237** The number of players from CU who have played in the National Football League, a top 20 figure nationally.
- 242** The number of consecutive games Colorado scored in between 1988 and 2008, the ninth-longest all-time in Division I football.
- 246** The number of national or regional regular season games CU has had on television since 1990, one of the top 10 figures in the nation.
- 284** The number of receiving yards by **WR Paul Richardson** (vs. California, Sept. 10, 2011), breaking the old mark of **222** first set by **WR Walter Stanley** (vs. Texas Tech, Sept. 12, 1981) and then matched by **WR Rae Carruth** (at Missouri, Nov. 2, 1996).
- 294** The number of career receptions by CU's all-time reception leader, **WR Nelson Spruce** (2012-15).
- 295** The number of times Colorado has been ranked in the Associated Press weekly poll (23rd most all-time).
- 307** The number of wins Colorado has at Folsom Field since it opened on Oct. 1, 1924 (299-158-10).
- 307** The number of career points by CU's all-time scoring leader, **PK Mason Crosby** (2003-06).
- 342** The number of rushing yards by **TB Charlie Davis** against Oklahoma State on Nov. 13, 1971, CU's single-game rushing record.
- 362** The number of all-purpose yards by **TB Rashaan Salaam** at Texas on Oct. 1, 1994, CU's single-game record (317 rushing, 45 receiving).
- 399** The number of home wins Colorado has in its history (combined between campus fields, Gamble Field and Folsom Field).
- 465** The number of passing yards by **QB Mike Moschetti** against San Jose State on Sept. 11, 1999, CU's single-game passing record.
- 486** The number of games announcer **Larry Zimmer** called on the radio for the Buffaloes, the most by anyone in CU history (retired after 2015).
- 493** The number of career tackles by CU's all-time leading tackler, **ILB Barry Remington** (1982-86).
- 533** The number of passing yards against Northeast Louisiana on Sept. 16, 1995, CU's single-game record.
- 551** The number of rushing yards at Arizona on Oct. 11, 1958, CU's single-game record.
- 692** The number of wins Colorado has in its history (25th most all-time).
- 767** The number of yards of total offense against San Jose State on Sept. 11, 1999, CU's single-game record.
- 1,149** The number of receiving yards by **WR Charles Johnson** in 1992, CU's single-season record.
- 1,220** The number of games Colorado has played in its history (127th season of intercollegiate football).
- 2,055** The number of rushing yards **TB Rashaan Salaam** had in 1994 (the fourth at the time with a 2,000-yard season), on his way to the Heisman.
- 3,156** The number of passing yards by **QB Koy Detmer** in 1996, CU's single-season record.
- 3,347** The number of career yards by CU's all-time receiving leader, **WR Nelson Spruce** (2012-15).
- 3,940** The number of career yards by CU's all-time rushing leader, **TB Eric Bienenmy** (1987-90).
- 5,345** The elevation in feet of CU's Folsom Field (field level), the third highest stadium elevation in the FBS (behind Wyoming and Air Force).
- 8,719** The number of career passing yards by CU's all-time passing leader, **QB Sefo Liufau** (2013-16).
- 9,424** The number of career yards by CU's all-time total offense leader, **QB Sefo Liufau** (2013-16).

MONTHLY TAB

Colorado is **58-47-1** in their last **106** November games (**52-35** against all-comers aside from Nebraska, going **6-12-1** against NU in turkey month, and **53-19** against unranked teams). The Buffs are **62-38** in its last **100** September games, a pretty decent record considering the quality of non-conference schedule CU almost annually plays, and is **56-55-2** in its last **113** October games dating back to 1989. CU is **5-7** in December games since 1993, including bowls, and is **3-3-1** in August games in its history.

PAC-12 BOWL AGREEMENTS FOR 2016

Here are the Pac-12 bowl agreements that were signed ahead of the 2014 season and run through 2020 (unless the sun explodes and engulfs the Earth). Here's the conference's lineup for the 2016 bowl season:

- # 1 Rose Bowl presented by Northwestern Mutual (or Fiesta or Peach bowls, if the Pac-12 has team(s) in the top four for the CFB playoff; otherwise, champion will play in the Jan. 2 Rose vs. Big Ten/At-large)
- # 2 Valero Alamo (Dec. 29 vs. Big 12)
- # 3 National University Holiday (Dec. 27 vs. Big Ten)
- # 4 Foster Farms (Dec. 28 vs. Big Ten)
- # 5 Hyundai Sun (Dec. 30 vs. ACC)
- # 6 Royal Purple Las Vegas (Dec. 17 vs. MW or BYU)
- # 7 Cactus (Dec. 27 vs. Big 12)

Note: If the Pac-12 champion is in the top four of the College Football Playoff poll following the 2016 season it would vacate its spot in the Rose Bowl to participate in the CFP semifinals in either the Chick-fil-A Peach or Fiesta Bowl. The Rose Bowl would then fill the vacated spot with another Pac-12 team.

RANKED "UNDEFEATEDS" FALL AT FOLSOM

Eleven ranked, undefeated teams have lost their "0" in the loss column at Folsom Field since 1989. The last was Kansas in 2009, as the Jayhawks (5-0) hit town ranked No. 17 and lost 34-30. In 2007, Oklahoma (4-0) rolled in ranked No. 3 and left with a 27-24 setback; in 2002, Kansas State came to Boulder ranked No. 13 at 4-0 and lost, 35-31. Two bit the dust in 2001: Nebraska (11-0, No. 1 in the BCS and No. 2 in the polls) fell 62-36 game to the Buffs, as did Texas A & M (5-0, No. 20), 31-21. In 1998, No. 22 Texas Tech (6-0) lost 19-17; in 1995, No.3 Texas A&M (2-0) lost, 29-21; in 1994, No. 10 Wisconsin (2-0) was crushed, 55-17; and in 1990, No. 12 Washington (3-0) left a 20-14 loser. In 1989, No. 10 Illinois (2-0) lost 38-7 and No. 3 Nebraska (8-0) fell, 27-21. *(Not included is a 43-10 win over No. 23-FCS Charleston Southern in 2013, which came to Boulder with a 7-0 mark.)*

STREAKING

Colorado has active multiple win streaks going against nine Division I-A schools. The list: 5—Air Force; 4—San Jose State; 3—Minnesota, Utah State, Wyoming; 2—Colorado State, Iowa, Louisiana-Monroe, Massachusetts, Notre Dame and Oregon State. CU's longest current losing streaks are to Southern California (11), Washington (6), Missouri and Texas (5), and Arizona, LSU and Ohio State.

THE PRIMO TWENTY-FOUR

Colorado is one of just 24 schools in I-A/FBS history to be able to make the claim of winning (or sharing) a national championship and also having a Heisman Trophy winner. The criteria for national championship consideration included those crowned by the *Associated Press*, the coaches and the BCS; 30 total schools at one point in the past have been able to claim the throne. This prestigious short list (Alabama is the latest to join, doing so in 2009):

School	National Championships	Heisman Trophies	School	National Championships	Heisman Trophies
Alabama	1961-64-65-73-78-79-92-09-11-12-15	2009-15	Nebraska	1970-71-94-95-97	1972-83-2001
Army	1944-45	1945-46-58	Notre Dame	1943-46-47-49-66-73-77-88	1943-47-49-53-56-64-87
Auburn	1957-2010	1971-85-2010	Ohio State	1942-54-57-68-2002	1944-50-55-74-75-95-2006
Brigham Young	1984	1990	Oklahoma	1950-55-56-74-75-85-2000	1952-69-78-2003-08
Colorado	1990	1994	Penn State	1982-86	1973
Florida	1996-2006-08	1966-96-2007	Pittsburgh	1937-76	1976
Florida State	1993-99-2013	1993-2000-13	Syracuse	1959	1961
Georgia	1980	1942-82	Texas	1963-69-70-2005	1977-98
Louisiana State	1958-2003	1959	Texas A & M	1939	1957-2012
Miami, Fla.	1983-87-89-91-2001	1986-92	TCU	1938	1938
Michigan	1948-97	1940-91-97	UCLA	1954	1967
Minnesota	1936-40-60	1941	USC	1962-67-72-74-78-2003-04	1965-68-79-81-2002-04-05

Schools with national championships and no Heisman winner are Michigan State (2), Tennessee (2) and Clemson, Georgia Tech, Maryland and Washington (all 1).

THE BUFFS & COLLEGE FOOTBALL HARDWARE

Colorado is in an elite group when it comes to claiming college football's prestigious trophies dating back to the 1990 season. A proliferation of awards has emerged since the late 1980s, and the Buffs are near the top of the list when it comes to collecting these statues. CU has had seven different players win nine trophies over the last 26 seasons (1990-2015), the 15th most nationally when it comes to trophies (and tied for 15th in the number of *different* players who have been honored). The below postseason "hardware" count includes the Heisman Trophy and the Lombardi, Maxwell, Walter Camp, Butkus, Thorpe, O'Brien, Unitas, Groza, Biletnikoff, Doak Walker, Nagurski, Bednarik, Mackey, Tatupu (defunct), Ray Guy, Rimington, Lott, Hendricks, Hornung and Bullworth (on-field player awards only—for example, if the Draddy/Campbell was included, CU would have one more on each list; so players only, no coaches, no "fad" awards around for a year or two, and no Disney Spirit, Orange Bowl Courage and ARA Sportsmanship awards). The list of schools that have had winners between 1990 and 2015 (players only; LSU and Michigan players shared the 2004 Rimington Award and thus were both compensated for in the trophy count):

School	Players	Trophies	School	Players	Trophies	School	Players	Trophies	School	Players	Trophies
Florida State	12	22	COLORADO	7	9	Baylor	3	5	Purdue	3	3
Ohio State	12	21	Arizona	6	9	Tennessee	3	5	Utah	3	3
Texas	10	21	Georgia	5	8	Brigham Young	2	5	Louisiana Tech	2	3
Alabama	14	19	Iowa	8	8	Georgia Tech	4	4	Maryland	2	3
Oklahoma	11	18	Stanford	6	8	Kansas State	4	4	Virginia Tech	2	3
Miami, Fla.	9	17	Texas A&M	6	7	Oklahoma State	4	4	California	2	2
Penn State	9	17	Auburn	4	7	Minnesota	3	4	Missouri	2	2
Florida	8	15	Pittsburgh	3	7	Mississippi	3	4	Tulane	2	2
Michigan	8	15	Arkansas	4	6	Clemson	3	4	Virginia	2	2
Notre Dame	8	15	Boston College	3	6	Arizona State	2	4	Wake Forest	2	2
Nebraska	9	14	Oregon	2	6	Northwestern	1	4	West Virginia	2	2
Wisconsin	10	13	Texas Tech	5	5	Illinois	3	3	North Carolina	1	2
USC	7	12	TCU	4	5	Memphis	3	3	Temple	1	2
Louisiana State	7	11	Louisville	4	5	Michigan State	3	3	Cincinnati	1	1
UCLA	8	9	Washington	4	5	Oregon State	3	3	Colorado State	1	1
									East Carolina	1	1
									Fresno State	1	1
									Hawai'i	1	1
									Kentucky	1	1
									Marshall	1	1
									Mississippi State	1	1
									N.C. State	1	1
									Rutgers	1	1
									South Carolina	1	1
									Southern Miss	1	1
									Washington State	1	1
									Wyoming	1	1

2016 OPPONENT SCHEDULES & RESULTS

COLORADO STATE (5-4)

7	Colorado (Denver)	44
23	TEXAS-SAN ANTONIO	14
47	NORTHERN COLORADO	21
24	at Minnesota	31
17	↔ WYOMING	38
31	↔ UTAH STATE	24
23	↔ at Boise State	28
42	↔ at Nevada-Las Vegas	23
37	↔ FRESNO STATE	0
N 12	↔ at Air Force	
N 19	↔ NEW MEXICO	
N 26	↔ at San Diego State	

OREGON (3-6)

53	UC DAVIS	28
44	VIRGINIA	26
32	at Nebraska	35
38	◆ COLORADO	41
33	◆ at Washington State	51
21	◆ WASHINGTON	70
49	◆ at California (2OT)	52
54	◆ ARIZONA STATE	35
20	◆ at Southern California	45
N 12	◆ STANFORD	
N 19	◆ at Utah	
N 26	◆ at Oregon State	

ARIZONA STATE (5-4)

44	NORTHERN ARIZONA	13
68	TEXAS TECH	55
32	at Texas-San Antonio	28
51	◆ CALIFORNIA	41
20	◆ at Southern California	41
23	◆ UCLA	20
16	◆ at Colorado	40
32	◆ WASHINGTON STATE	37
35	◆ at Oregon	54
N 10	◆ UTAH	
N 19	◆ at Washington	
N 25	◆ at Arizona	

ARIZONA (2-7)

16	Brigham Young (at Glendale)	18
31	GRAMBLING STATE	21
47	HAWAII	28
28	◆ WASHINGTON (OT)	35
24	◆ at UCLA	45
23	◆ at Utah	36
14	◆ SOUTHERN CALIFORNIA	48
10	◆ STANFORD	34
7	◆ at Washington State	69
N 12	◆ COLORADO	
N 19	◆ at Oregon State	
N 25	◆ ARIZONA STATE	

IDAHO STATE (2-7)

47	SIMON FRASER	3
7	at Colorado	56
7	at Oregon State	37
42	◆ SACRAMENTO STATE	34
20	◆ at Portland State	45
7	◆ at Northern Arizona	52
21	◆ NORTH DAKOTA	28
27	◆ SOUTHERN UTAH	52
44	◆ at Montana	62
N 12	◆ at Eastern Washington	
N 19	◆ WEBER STATE	

OREGON STATE (2-7)

23	at Minnesota	30
37	IDAHO STATE	7
24	BOISE STATE	38
6	◆ at Colorado	47
47	◆ at California (OT)	44
14	◆ UTAH	19
17	◆ at Washington	41
31	◆ WASHINGTON STATE	35
15	◆ at Stanford	26
N 12	◆ at UCLA	
N 19	◆ ARIZONA	
N 26	◆ OREGON	

STANFORD (6-3)

26	KANSAS STATE	13
27	◆ SOUTHERN CALIFORNIA	10
22	◆ at UCLA	13
6	◆ at Washington	44
16	◆ WASHINGTON STATE	42
17	at Notre Dame	10
5	◆ COLORADO	10
34	◆ at Arizona	10
26	◆ OREGON STATE	15
N 12	◆ at Oregon	
N 19	◆ at California	
N 26	RICE	

WASHINGTON STATE (7-2)

42	EASTERN WASHINGTON	45
28	at Boise State	31
56	IDAHO	6
51	◆ OREGON	33
42	◆ at Stanford	16
27	◆ UCLA	21
37	◆ at Arizona State	32
35	◆ at Oregon State	31
69	◆ ARIZONA	7
N 12	◆ CALIFORNIA	
N 19	◆ at Colorado	
N 25	◆ WASHINGTON	

MICHIGAN (9-0)

63	HAWAII	3
51	CENTRAL FLORIDA	14
45	COLORADO	28
49	◆ PENN STATE	10
14	◆ WISCONSIN	7
78	◆ at Rutgers	0
41	ILLINOIS	8
32	◆ at Michigan State	23
59	◆ MARYLAND	3
N 12	◆ at Iowa	
N 19	◆ INDIANA	
N 26	◆ at Ohio State	

SOUTHERN CALIFORNIA (6-3)

6	Alabama (at Arlington)	52
45	UTAH STATE	7
10	◆ at Stanford	27
27	◆ at Utah	31
41	◆ ARIZONA STATE	20
21	◆ COLORADO	17
48	◆ at Arizona	14
45	◆ CALIFORNIA	24
45	◆ OREGON	20
N 12	◆ at Washington	
N 19	◆ at UCLA	
N 26	NOTRE DAME	

UCLA (3-6)

24	at Texas A & M (OT)	31
42	UNLV	21
17	at Brigham Young	14
13	◆ STANFORD	22
45	◆ ARIZONA	24
20	◆ at Arizona State	23
21	◆ at Washington State	27
45	◆ UTAH	52
10	◆ at Colorado	20
N 12	◆ OREGON STATE	
N 19	◆ SOUTHERN CALIFORNIA	
N 26	◆ at California	

UTAH (7-2)

24	SOUTHERN UTAH	0
20	BRIGHAM YOUNG	19
34	at San Jose State	17
31	◆ SOUTHERN CALIFORNIA	27
23	◆ at California	28
36	◆ ARIZONA	23
19	◆ at Oregon State	14
52	◆ at UCLA	45
24	◆ WASHINGTON	31
N 10	◆ at Arizona State	
N 19	◆ OREGON	
N 26	◆ at Colorado	

KEY: ◆—Pac-12 Conference game; ↔—Mountain West game; ◆—Big Sky Conference game; ◆—Big Ten Conference game.

OPPONENTS & 2016 SCHEDULE TIDBITS

The 12 opponents on the 2016 Colorado schedule combined for a 90-65 record in 2015 (58.1 winning percentage); five teams won nine or more games a year ago (three 10-plus), with 10 playing in bowl games (tied for the second most in the nation, behind the 11 USC faced).

- The Buffaloes again had two weeknight games in 2016; CU opened the season on a Friday against Colorado State in Denver, and played a Thursday night affair against UCLA in Boulder (Nov. 3).
- CU might have had the toughest back-to-back road games in consecutive weeks in the nation, traveling to Michigan (Sept. 17) and then playing at Oregon (Sept. 24). In fact, it marked the first time in CU history the Buffs played one week in the Eastern Time Zone and then the other in the Pacific Time Zone. Others of note: Alabama (Arkansas, Tennessee); Mississippi (Arkansas, LSU); Ohio State (Wisconsin, Penn State); Pitt (Miami, Clemson); Tennessee (Georgia, Texas A&M); and Wisconsin (Michigan State, Michigan).
- Colorado will travel 9,010 air miles during the regular season this fall, or the equivalent of just over 55 percent around the Earth (24,901 miles at the equator). The round-trip distances of CU's road trips from Boulder to: Colorado State (Denver: 60), Michigan (Ann Arbor: 2,260), Oregon (Eugene: 1,916), USC (Los Angeles: 1,666), Stanford (Palo Alto: 1,858) and Arizona (Tucson: 1,250).
- Colorado has had at least one regular season game on a non-Saturday for the 21st straight season; the Buffs had played the Friday after Thanksgiving from 1996 through 2012, a span of 17 seasons (Nebraska 1995-2010, Utah 2011-12). But in 2013 and since, the rivalry game with the Utes has returned to Saturday as the Pac-12's television partners (ESPN, FOX) are opting for other games for the Friday slots.
- Conference misses: the Buffaloes did not play California or Washington for the second straight year; both return in 2017, when Oregon and Stanford drop off the schedule (Oregon is the last school that comes off CU's schedule from the North Division, as the Ducks are the only team CU will have played in each of its first six years in the conference).



BUFF BLEMISHES

Colorado has a history of inflicting blemishes on some of the teams who have traditionally fared well at home. The top five home records in the 90s (1990-99) belonged to Florida State (55-1-1), Nebraska (62-3), Florida (57-4), Texas A & M (55-4-1) and Kansas State (57-5-1). That's a combined 287-17-3; but of those 20 losses or ties, CU was responsible for five of them. CU won at Nebraska in 1990, at Texas A & M in 1996 (snapping a 22-game home winning streak), and was 2-2-1 at Kansas State in the 90s. In 2001, CU won at Kansas State, snapping a 58-game home winning streak by the Wildcats against unranked teams. CU almost added Georgia to this list in 2006, but fell 14-13 after leading 13-0 entering the fourth quarter.

2016 PAC-12 COMPOSITE SCHEDULE & RESULTS

Preseason Special (Aug. 26)

California 51, Hawai'i 31 (at Sydney, Australia)

Week One (Sept. 1-3)

(Sept. 1) UTAH 24, Southern Utah 0
 (Sept. 1) MINNESOTA 30, Oregon State 23
 (Sept. 2) Colorado 44, Colorado State 7 (at Denver)
 (Sept. 2) STANFORD 26, Kansas State 13
 Alabama 52, Southern California 6 (at Arlington)
 ARIZONA STATE 44, Northern Arizona 13
 BYU 18, Arizona 16 (at Glendale)
 Eastern Washington 45, WASHINGTON STATE 42
 OREGON 53, UC Davis 18
 Texas A&M 31, UCLA 24 (OT)
 WASHINGTON 48, Rutgers 13

Week Two (Sept. 10)

COLORADO 56, Idaho State 7
 ARIZONA 31, Grambling State 21
 ARIZONA STATE 68, Texas Tech 55
 BOISE STATE 31, Washington State 28
 OREGON 44, Virginia 26
 SAN DIEGO STATE 45, California 40
 SOUTHERN CALIFORNIA 45, Utah State 7
 UCLA 42, Nevada-Las Vegas 21
 UTAH 20, Brigham Young 19
 WASHINGTON 59, Idaho 14

Week Three (Sept. 17)

(Sept. 16) Arizona State 32, TEXAS-SAN ANTONIO 28
 *STANFORD 27, Southern California 10
 MICHIGAN 45, Colorado 28
 ARIZONA 47, Hawai'i 28
 CALIFORNIA 50, Texas 43
 NEBRASKA 35, Oregon 32
 OREGON STATE 37, Idaho State 7
 UCLA 17, BRIGHAM YOUNG 14
 Utah 34, SAN JOSE STATE 17
 WASHINGTON 41, Portland State 3
 WASHINGTON STATE 56, Idaho 6

Week Four (Sept. 24)

(Sept. 23) *UTAH 31, Southern California 27
 *Colorado 41, OREGON 38
 *ARIZONA STATE 51, California 41
 *Stanford 22, UCLA 13
 *Washington 35, ARIZONA 28 (OT)
 Boise State 38, OREGON STATE 24

Week Five (Oct. 1)

(Sept. 30) *WASHINGTON 44, Stanford 6
 *COLORADO 47, Oregon State 6
 *CALIFORNIA 28, Utah 23
 *UCLA 45, Arizona 24
 *SOUTHERN CALIFORNIA 41, Arizona State 20
 *WASHINGTON STATE 51, Oregon 33

Week Six (Oct. 8)

*SOUTHERN CALIFORNIA 21, Colorado 17
 *ARIZONA STATE 23, UCLA 20
 *OREGON STATE 47, California 44 (OT)
 *UTAH 36, Arizona 23
 *Washington 70, OREGON 21
 *Washington State 42, STANFORD 16

Week Seven (Oct. 15)

*COLORADO 40, Arizona State 16
 *Southern California 48, ARIZONA 14
 *Utah 19, OREGON STATE 14
 *WASHINGTON STATE 27, UCLA 21
 Stanford 17, NOTRE DAME 10

Week Eight (Oct. 22)

(Oct. 21) *CALIFORNIA 52, Oregon 49 (2OT)
 *Colorado 10, STANFORD 5
 *Utah 52, UCLA 45
 *WASHINGTON 41, Oregon State 17
 *Washington State 37, ARIZONA STATE 32

Week Nine (Oct. 29)

(Oct. 27) *SOUTHERN CALIFORNIA 45, California 24
 *OREGON 54, Arizona State 35
 *Stanford 34, ARIZONA 10
 *Washington 31, UTAH 24
 *Washington State 35, OREGON STATE 18

Week Ten (Nov. 5)

(Nov. 3) *COLORADO 20, UCLA 10
 *SOUTHERN CALIFORNIA 62, Oregon 44
 *STANFORD 26, Oregon State 15
 *Washington 66, CALIFORNIA 27
 *WASHINGTON STATE 69, Arizona 7

Week Eleven (Nov. 12)

(Nov. 10) *Utah at Arizona State (FS-1), 7:30 p.m.
 *Colorado at Arizona (FS-1), 8:05 p.m.
 *Stanford at Oregon (PAC12), 2:00 p.m.
 *USC at Washington (FOX), 5:30 p.m.
 *Oregon State at UCLA (PAC12), 7:00 p.m.
 *California at Washington State (ESPN), 8:30 p.m.

Week Twelve (Nov. 19)

*Washington State at Colorado, TBA
 *Arizona State at Washington (FOX), 5:30 p.m.
 *Arizona at Oregon State, TBA
 *Oregon at Utah, TBA
 *Stanford at California, TBA
 *Southern California at UCLA, TBA

Week Thirteen (Nov. 26)

(Nov. 25) *Washington at Wash. State, (FOX/FS1), 1:30 p.m.
 (Nov. 25) *Arizona State at Arizona (ESPN), 7:30 p.m.
 *Utah at Colorado
 *Oregon at Oregon State
 *UCLA at California
 Notre Dame at Southern California
 Rice at Stanford

Week Fourteen (Dec. 2)

Pac-12 Championship at Santa Clara, Calif., 7 p.m. (FOX)

All times listed are MDT/MST. *—denotes Pacific-12 Conference game. Television selections Sept. 24 and beyond are made on 12 days' notice by the Pac-12 television partners (ESPN/ABC, FOX/FOX Sports 1 or 2, Pac-12 Networks); ESPN/ABC also has an option of utilizing a 6-day selection process three times annually. With the advent of the Pac-12 Networks (National; Arizona, Mountain, Oregon, Northern California, Southern California, Washington), all conference games and all home non-league games will again be televised in 2016. ABC's standard afternoon regional telecast window is at 1:30 p.m. MT in addition to a number of prime-time windows (6 p.m. MT; those games will be selected from the Pac-12, American Athletic, ACC, Big 10 or Big 12). ESPN/ESPN 2 will utilize several windows, including a 7 p.m. MT window on Thursdays, with those games preselected ahead of the season.

2016 PAC-12 CONFERENCE STANDINGS

School (AP/Coaches/CFP)	conference-----					overall-----					
	W	L	Pct.	Pts	Opp	W	L	Pct.	Pts	Opp	Next Up
South Division (-3)											
COLORADO (#16/#15/#15)	5	1	.833	175	96	7	2	.778	303	155	N 12 at Arizona
Southern California (RV/RV/--)	5	2	.714	237	153	6	3	.667	288	212	N 12 at Washington
Utah (#13/#12/#16)	4	2	.667	185	168	7	2	.778	263	204	N 10 at Arizona State
Arizona State.....	2	4	.333	177	233	5	4	.556	321	329	N 10 UTAH
UCLA.....	1	5	.167	154	168	3	6	.333	237	234	N 12 OREGON STATE
Arizona.....	0	6	.000	106	267	2	7	.222	200	334	N 12 COLORADO
North Division (+3)											
Washington (#4/#4/#5)	6	0	1.000	287	123	9	0	1.000	435	153	N 12 SOUTHERN CALIFORNIA
Washington State (#23/#23/#25)	6	0	1.000	261	140	7	2	.778	387	223	N 12 CALIFORNIA
Stanford (--/RV/--)	4	3	.571	136	144	6	3	.667	179	167	N 12 at Oregon
California.....	2	4	.333	216	281	4	5	.444	357	400	N 12 at Washington State
Oregon.....	1	5	.167	215	294	3	6	.333	344	383	N 12 STANFORD
Oregon State.....	1	5	.167	130	212	2	7	.222	214	287	N 12 at UCLA

A LOOK AT THE PAC-12 DIVISIONS

After the Pac-12 announced it was expanding to 12 teams in 2010 with the additions of Colorado (June 10) and Utah (June 17), later that year the divisions in football only were announced: CU and Utah joined Arizona, Arizona State, Southern California and UCLA in the Pac-12 South; the Oregon and Washington schools along with Cal and Stanford would comprise the Pac-12 North. Here's a look at the divisions and the all-time records of each program as listed by the NCAA through games of November 5 (with 2016 records in parenthesis):

PAC-12 SOUTH	Seasons	Games	W	L	T	Pct.	PAC-12 NORTH	Seasons	Games	W	L	T	Pct.
Arizona (2-7).....	113	1,081	598	450	33	.569	California (4-5).....	121	1,230	655	524	51	.554
Arizona State (5-4).....	104	1,004	601	379	24	.612	Oregon (3-6).....	121	1,171	640	485	46	.567
Colorado (7-2).....	127	1,220	692	492	36	.582	Oregon State (2-7).....	120	1,158	527	581	50	.479
Southern California (6-3).....	124	1,209	819	336	54	.700	Stanford (6-3).....	110	1,130	631	450	49	.579
UCLA (3-6).....	98	1,035	595	403	37	.593	Washington (9-0).....	127	1,202	712	440	50	.613
Utah (7-2).....	123	1,141	659	451	31	.590	Washington State (7-2).....	121	1,118	525	548	45	.489
Totals	6,690	3964	2511	215	.609		Totals.....	7,009	3690	3028	291	.547	

ALL-TIME PAC-12 HEAD-TO-HEAD SERIES RECORDS

A look at the team versus team football histories in the Pac-12 (won-lost-tied; does not include vacated games):

School	UA	ASU	CAL	COLO	OREG	OSU	STAN	UCLA	USC	UTAH	WASH	WSU	Totals
Arizona	39-39-1	17-14-2	5-13	16-25	22-14-1	14-16	14-24-2	8-32	19-21-2	11-21-1	26-16	192-234- 9
Arizona State	39-39-1	16-18	7-1	16-19	27-13-1	17-12	13-19-1	12-21	20-7	19-14	27-14-2	213-177- 5
California	14-17-2	18-16	5-3	38-36-1	35-33	41-48-6	32-53-1	30-69-5	6-5	39-54-4	45-27-5	304-360-24
Colorado	13-5	1-7	3-5	9-12	4-5	4-6	3-9	0-11	31-28-3	5-9-1	5-4	78-101- 4
Oregon	25-16	19-16	36-38-1	12-9	63-46-10	32-43-1	28-39	20-39-2	20-9	45-59-5	47-35-6	343-349-25
Oregon State	14-22-1	13-27-1	33-35	5-4	46-63-10	25-55-3	16-42-4	11-61-4	11-9-1	34-63-4	47-51-3	255-432-31
Stanford	16-14	12-17	48-41-6	6-4	43-32-1	55-25-3	40-45-3	32-61-3	2-4	40-42-4	40-26-1	334-311-21
UCLA	24-14-2	19-13-1	53-32-1	9-3	39-28	42-16-4	45-40-3	31-47-7	11-4	40-30-2	40-20-1	353-247-21
USC	32-8	21-12	69-30-5	110	39-20-2	61-11-4	61-32-3	47-31-7	10-5	51-29-4	59-9-4	461-187-29
Utah	21-19-2	7-20	5-6	28-31-3	9-20	9-11-1	4-2	4-11	5-10	1-9	7-7	100-146- 6
Washington	21-11-1	14-19	54-39-4	9-5-1	59-45-5	63-34-4	42-40-4	30-40-2	29-51-4	9-1	70-32-6	391-318-31
Washington State	16-26	14-27-2	27-45-5	4-5	35-47-6	51-47-3	26-40-1	20-40-1	9-59-4	7-7	32-70-6	232-354-24

PERCEPTION

Here's a quick fact when it comes to CU and Utah joining the Pac-12: the two are travel partners, and most assumed it wouldn't be a cozy as the other five pairs. Well, first of all, it's not like they travel together, the same teams will roll into Boulder and Salt Lake City the same weekends, and the other schools will host CU and Utah in one order or the other. The campus of CU and Utah are 356 miles apart; did you know Washington and Washington State's campuses are 252 miles apart? And the Arizona schools are separated by 102 miles; the others are all under 40, with USC and UCLA the closest. Bottom line is that CU and Utah are not really that far out of whack (Texas A&M and Texas Tech are further apart than the Buffs and the Utes by some 29 miles).



FOLSOM FIELD RANKED SEVENTH TOUGHEST PLACE TO PLAY

Yahoo! Sports in 2012 came out with its top 25 toughest places to play list, and lo and behold, Folsom Field came in at No. 7. In ranking CU in that spot, Yahoo! wrote: "Folsom Field, home of the Colorado Buffaloes, is one of the most underrated venues in college sports. The fans here always cheer hard and loud, and they are quite respectful and friendly to visiting fans." The Top 10 were comprised of: 1. Ohio State (*Ohio Stadium*); 2. Florida (*Ben Hill Griffin Stadium, a.k.a. the Swamp*); 3. Louisiana State (*Tiger Stadium, a.k.a., Death Valley*); 4. Auburn (*Jordan-Hare Stadium*); 5. Michigan State (*Spartan Stadium*); 6. Miami, Fla. (*Sun Life Stadium*); 7. **Colorado (Folsom Field)**; 8. West Virginia (*Mountaineer Field at Milan Puskar Stadium*); 9. Iowa (*Kinnick Stadium*); 10. Texas A&M (*Kyle Field*). The next Pac-12 school on the list was Oregon (*Autzen Stadium*) at No. 21, with Washington at No. 23 (*Husky Stadium*).

FOLSOM FIELD #1

LawnStarter.com recently ranked its top 16 College Football Stadiums with the Best Natural Scenery, and lo and behold, coming in at the top was CU's own **Folsom Field**. The top 10: 1. **Folsom Field (Colorado)**; 2. Lavell Edwards Stadium (BYU); 3. Utah Stadium (Utah); 4. Romney Stadium (Utah State); 5. Rose Bowl (UCLA); 6. Sun Bowl (UTEP); 7. Ryan Field (Northwestern); 8. Scott Stadium (Virginia); 9. Michie Stadium (Army); 10. Kidd Brewer Stadium (Appalachian State); 11. Dowdy-Ficklen Stadium (East Carolina); 12. Dix Stadium (Kent State); 13. Memorial Stadium (California); 14. Kenan Stadium (North Carolina); 15. Memorial Stadium (Kansas); 16. Spartan Stadium (San Jose State).

The same publication ranked CU's natural grass field the third best national behind Iowa State (Jack Trice Field) and Northwestern (Ryan Field).

300+ AT FOLSOM

Colorado won its 300th game at Folsom Field in 2013 and is now **307-166-10** in 93 seasons playing its home games at Folsom. The first game at Folsom was Oct. 11, 1924 (*then known as Colorado Stadium, built at a cost of \$75,000*); previous, CU was **73-17-6** at Gamble Field and **19-5** on other grass areas of campus; the Buffs are **399-189-16** all-time at home. Colorado's last winning record at home was in 2010, when the Buffaloes went 4-2; over the 2011-12 seasons, CU was just 1-10 in Boulder before going 3-3 in Folsom in Mike MacIntyre's first season and have now won four home games for the first time since that 2010 season (CU's last undefeated season at home was in 1994 when the Buffs went 6-0 in Rashaan Salaam's Heisman Trophy winning year).

ACTIVE COLORADO CAREER STATISTICAL CHARTS

RUSHING

Rk	Player (Seasons)	Att.	Yards	Avg.	TD
1	Eric Bieniemy (1987-90)	699	3,940	5.63	41
2	Rodney Stewart (2008-11)	809	3,598	4.45	25
3	Rashaan Salaam (1992-94)	486	3,057	6.29	33
4	Bobby Purify (2000-04)	595	3,016	5.07	20
5	Charlie Davis (1971-73)	538	2,958	5.50	24
10	Bob Anderson (1967-69)	568	2,367	4.17	34
11	Lee Rouson (1981-84)	581	2,296	3.95	10
12	Lamont Warren (1991-93)	488	2,242	4.59	22
13	Cortlen Johnson (1998-2001)	445	2,199	4.94	20
14	Kayo Lam (1933-35)	313	2,140	6.84	18
15	Mervin Hodel (1949-51)	502	2,102	4.19	24
16	J.J. Flannigan (1987-89)	328	2,096	6.39	27
17	Christian Powell (2012-15)	461	2,040	4.43	18
20	John Bayuk (1954-56)	367	1,943	5.29	23
21	Tony Reed (1975-76)	421	1,938	4.60	10
22	Bob Stransky (1955-57)	328	1,868	5.70	21
23	Byron White (1935-37)	342	1,864	5.45	22
24	Phillip Lindsay (2014-16)	362	1,862	5.14	16
25	William Harris (1965-67)	330	1,585	4.80	4
30	Mark Hatcher (1984-87)	375	1,470	3.92	16
35	Erich Kissick (1986-89)	256	1,297	5.07	8
40	Anthony Weatherspoon (1984-86)	275	1,193	4.34	7
41	Emerson Wilson (1953-55)	261	1,185	4.54	14
42	Michael Adkins II (2013-16)	235	1,172	4.99	13
72	Sefo Liufau (2013-16)	301	705	2.34	7
105	Donovan Lee (2014-16)	85	422	4.96	3

PASSING

Rk	Player (Seasons)	Att-Com-Int	Pct.	Yards	TD	Rating
1	Sefo Liufau (2013-16)	1258-798-32	63.4	8,719	56	131.26
2	Cody Hawkins (2007-10)	1214-667-41	54.9	7,409	60	115.76
3	Joel Klatt (2002-05)	1095-666-33	60.8	7,375	44	124.63
4	Kordell Stewart (1991-94)	785-456-19	58.1	6,481	33	136.47
5	Tyler Hansen (2008-11)	872-505-28	57.9	5,705	35	119.69
6	Koy Detmer (1992-96)	594-350-25	58.9	5,390	40	148.95
7	Mike Moschetti (1998-99)	607-366-19	60.3	4,797	33	138.36
8	John Hessler (1994-97)	627-347-26	55.3	4,788	34	129.09
9	Steve Vogel (1981-84)	688-309-33	44.9	3,912	27	96.03
10	Darian Hagan (1988-91)	424-213-19	50.2	3,801	27	137.59
34	Shane Montez (2016)	119- 74- 4	62.2	957	9	148.01

TOTAL OFFENSE

Rk	Player (Seasons)	Rush	Pass	Total	TDR
1	Sefo Liufau (2013-16)	705	8,719	9,424	64
2	Kordell Stewart (1991-94)	1,289	6,481	7,770	48
3	Cody Hawkins (2007-10)	-159	7,409	7,250	67
4	Joel Klatt (2002-05)	-130	7,375	7,245	47
5	Tyler Hansen (2008-11)	478	5,705	6,183	43

RECEIVING (Receptions)

Rk	Player (Seasons)	No.	Yards	Avg.	TD
1	Nelson Spruce (2012-15)	294	3,347	11.4	23
2	Scotty McKnight (2007-10)	215	2,521	11.7	22
3	Michael Westbrook (1991-94)	167	2,548	15.3	19
4	Paul Richardson (2010-13)	156	2,412	15.5	21
5	Phil Savoy (1994-97)	152	2,176	14.3	14
5	Javon Green (1997-2000)	136	2,031	14.9	17
7	Rae Carruth (1992-96)	135	2,540	18.8	20
8	Derek McCoy (2000-03)	134	2,038	15.2	20
9	Charles E. Johnson (1990-93)	127	2,447	19.3	15
10	Shay Fields (2014-16)	126	1,686	13.4	14
15	Darrin Chiaverini (1995-98)	97	1,199	12.4	6
20	Tony Jones (2011-14)	90	558	6.2	3
23	Toney Clemons (2010-11)	86	1,162	13.5	11
23	Lee Rouson (1981-84)	86	699	8.1	4
25	Bryce Bobo (2014-16)	84	897	10.7	5
30	Loy Alexander (1983-85)	78	1,107	14.2	8
31	Devin Ross (2013-16)	76	863	11.4	7
32	Phillip Lindsay (2014-16)	69	604	8.8	1
60	Donovan Lee (2014-16)	45	240	5.3	1
---	Sean Irwin (2013-16)	23	322	14.0	1

RECEIVING (Yards)

Rk	Player (Seasons)	No.	Yards	Avg.	TD
1	Nelson Spruce (2012-15)	294	3,347	11.4	23
2	Michael Westbrook (1991-94)	167	2,548	15.3	19
3	Rae Carruth (1992-96)	135	2,540	18.8	20
4	Scotty McKnight (2007-10)	215	2,521	11.7	22
5	Charles E. Johnson (1990-93)	127	2,447	19.3	15
6	Paul Richardson (2010-13)	156	2,412	15.5	21
7	Phil Savoy (1994-97)	152	2,176	14.3	14
8	Derek McCoy (2000-03)	134	2,038	15.2	20
9	Javon Green (1997-2000)	136	2,031	14.9	17
10	Shay Fields (2014-16)	126	1,686	13.4	14
15	Marcus Stiggers (1996-99)	80	1,223	15.1	10
20	*Jon Embree (1983-86)	80	1,166	14.6	5
25	*Christian Fauria (1991-94)	98	1,058	10.8	11
26	*Dave Hestera (1981-83)	91	1,057	11.6	2
30	James Kidd (1993-96)	58	944	16.3	9
33	Bryce Bobo (2014-16)	84	897	10.7	5
34	*J.V. Cain (1971-73)	61	873	14.3	3
35	Devin Ross (2013-16)	76	863	11.4	7
35	Chris Anderson (1994-97)	61	858	14.1	4
58	Phillip Lindsay (2014-16)	69	604	8.8	2

ALL-PURPOSE YARDS

Rk	Player (Seasons)	Rush	Rec	KOR	PR	Total
1	Rodney Stewart (2008-11)	3,598	969	239	22	4,828
2	Eric Bieniemy (1987-90)	3,940	380	31	0	4,351
3	Hugh Charles (2004-07)	2,659	552	411	0	3,622
4	Nelson Spruce (2012-15)	2	3,347	63	180	3,592
5	Byron White (1935-37)	1,864	234	506	973	3,577
6	Herchell Troutman (1994-97)	2,487	725	240	91	3,543
7	Bobby Purify (2000-04)	3,016	508	0	0	3,524
8	Phillip Lindsay (2014-16)	1,862	604	1,029	0	3,495
9	Rashaan Salaam (1992-94)	3,057	412	13	0	3,482
10	Charlie Davis (1971-73)	2,958	131	75	0	3,164

YARDS FROM SCRIMMAGE

Rk	Player (Seasons)	Rush	Rec	Total
1	Rodney Stewart (2008-11)	3,598	969	4,567
2	Eric Bieniemy (1987-90)	3,940	380	4,320
3	Bobby Purify (2000-04)	3,016	508	3,524
4	Rashaan Salaam (1992-94)	3,057	412	3,469
5	Nelson Spruce (2012-15)	2	3,347	3,349
6	Herchell Troutman (1994-97)	2,487	725	3,212
7	Hugh Charles (2004-07)	2,659	552	3,211
8	Charlie Davis (1971-73)	2,958	131	3,089
15	Merwin Hodel (1949-51)	2,102	540	2,642
16	Michael Westbrook (1991-94)	84	2,548	2,632
17	Charles E. Johnson (1990-93)	82	2,447	2,529
18	Scotty McKnight (2007-10)	4	2,521	2,525
19	Phillip Lindsay (2014-16)	1,862	604	2,466
20	Paul Richardson (2010-13)	38	2,412	2,450

SCORING

Rk	Player (Seasons)	TD	2Pt	EP-EPA	FG-FGA	PTS
1	Mason Crosby (2003-06)	0	0-0	109-117	66-88	307
2	Will Oliver (2011-14)	0	0-0	129-131	50-69	279
3	Eric Bieniemy (1987-90)	42	1-1	0-0	0-0	254
4	Jeremy Aldrich (1996-99)	0	0-0	87-95	48-64	231
5	Bobby Anderson (1967-69)	35	1-2	0-0	0-0	212
10	Merwin Hodel (1949-51)	28	0-0	0-0	0-0	168
19	James Mayberry (1975-78)	25	0-0	0-0	0-0	150
19	Rodney Stewart (2008-11)	25	0-0	0-0	0-0	150
21	Dave Haney (1968-70)	0	0-0	86-92	21-35	149
22	Nelson Spruce (2012-15)	24	1-1	0-0	0-0	146
23	John Bayuk (1954-56)	24	0-0	0-0	0-0	144
24	Bob Stransky (1955-57)	21	0-0	12-22	0-0	138
24	Lamont Warren (1991-93)	23	0-0	0-0	0-0	138
24	Scotty McKnight (2007-10)	23	0-0	0-0	0-0	138
38	Diego Gonzalez (2014-16)	0	0-0	51-51	21-33	114
42	Phillip Lindsay (2014-16)	18	0-0	0-0	0-0	108
55	Shay Fields (2014-16)	15	0-0	0-0	0-0	90
64	Michael Adkins (2013-16)	14	0-0	0-0	0-0	84

ACTIVE COLORADO CAREER STATISTICAL CHARTS, CONTINUED

KICK SCORING

Rk	Player (Seasons)	EP-EPA	FG-FGA	PTS
1	Mason Crosby (2003-06)	109-117	66-88	307
2	Will Oliver (2011-14)	129-131	50-69	279
3	Jeremy Aldrich (1996-99)	87-95	48-64	231
4	Tom Field (1979-83)	82-86	36-55	190
5	Aric Goodman (2008-10)	93-96	25-47	168
10	Fred Lima (1972-73)	59-62	21-45	122
11	Diego Gonzalez (2014-16)	51-51	21-33	114
12	Mitch Berger (1991-93)	54-56	19-32	111
13	Pete Dadiotis (1976-78)	61-64	16-26	109
13	Dave DeLine (1984-87)	49-50	20-35	109
15	Tom Mackenzie (1974-75)	62-68	14-28	104

PUNTING

Rk	Player (Seasons)	No.	Yards	Avg.	Long	In 20
1	Mark Mariscal (1999-2002)	99	4,632	46.79	68	25
2	Barry Helton (1984-87)	153	6,873	44.92	68	44
3	Keith English (1985-88)	55	2,457	44.67	77	21
4	Zack Jordan (1950-52)	137	6,113	44.62	78	23
5	John Torp (2002-05)	205	9,145	44.61	72	65

INSIDE THE 20: O'Neill 95, Torp 65, DiLallo 61, Koleski 51, Berger 44, Helton 44.

KICKOFF RETURNS

Rk	Player (Seasons)	No.	Yards	Avg.	TD
1	Ben Kelly (1997-99)	64	1,798	28.1	3
2	Terrence Wheatley (2003-07)	56	1,350	24.1	0
3	Josh Smith (2007-08)	50	1,276	25.5	1
4	M.J. Nelson (1986-89)	51	1,198	23.5	0
5	Walter Stanley (1980-81)	49	1,172	23.9	1
6	Bill Symons (1962-64)	43	1,051	24.4	1
7	Phillip Lindsay (2014-16)	44	1,029	23.4	0
8	Brian Lockridge (2007-11)	44	968	22.0	1
9	Roman Hollowell (1998-2001)	44	914	20.8	0
10	Ryan Severson (2013-16)	40	872	21.8	0
11	Stephone Robinson (2004-07)	49	867	17.7	0
12	Carroll Hardy (1951-54)	31	853	27.5	0
13	Billy Waddy (1973-76)	32	849	26.5	2
14	Howard Ballage (1976-78)	30	764	25.5	2
15	Cliff Branch (1970-71)	30	755	25.2	2
21	Donovan Lee (2014-16)	23	586	25.5	0

INTERCEPTIONS

Rk	Player (Seasons)	No.	Yards	Avg.	TD
1	John Stearns (1970-72)	16	339	21.2	0
2	Chris Hudson (1991-94)	15	204	13.6	2
3	Dick Anderson (1965-67)	14	151	10.8	0
3	Terrence Wheatley (2003-07)	14	154	11.0	2
5	Tim James (1987-90)	13	120	9.2	0
9	Tedric Thompson (2013-16)	10	190	19.0	0
9	Four others tied with	10

TACKLES

Rk	Player (Position, Seasons)	UT	AT	-	TOT	TFL
1	Barry Remington (LB, 1982-86)	245	248	—	493	21- 60
2	Matt Russell (LB, 1993-96)	282	164	—	446	44-144
3	Greg Biekert (LB, 1989-92)	280	161	—	441	33- 73
4	Jordan Dizon (LB, 2004-07)	293	147	—	440	35-137
5	Ted Johnson (LB, 1991-94)	253	156	—	409	21- 61
6	Laval Short (DL, 1976-79)	141	231	—	372	37-239
7	Chad Brown (LB, 1989-92)	242	127	—	369	38-169
8	Michael Jones (LB, 1986-89)	218	131	—	349	13- 41
9	Thaddeus Washington (LB, 2003-06)	202	136	—	338	25- 80
10	Michael Lewis (DB, 1998-2001)	225	111	—	336	17- 73
20	Hannibal Navies (LB, 1995-98)	182	92	—	274	20- 75
24	Kenneth Olugbode (LB, 2013-16)	164	98	—	262	8- 25
25	Jeff Geiser (LB, 1972-74)	102	159	—	261	9- 39
32	Chidobe Awuzie (DB, 2013-16)	211	41	—	252	25-103
39	Addison Gillam (LB, 2013-16)	161	81	—	242	23-102
45	Eric McCarty (LB, 1986-87)	135	102	—	237	10- 58
50	Steve Doolittle (LB, 1977-80)	90	140	—	230	21- 86
50	Tedric Thompson (DB, 2013-16)	156	74	—	230	9- 15
60	Greg Jones (LB, 1992-96)	129	87	—	216	45-205
70	Gary Campbell (LB, 1974-75)	97	101	—	198	6- 32
75	John Stearns (DB, 1970-72)	105	89	—	194	0- 0
80	Ron Woolfork (LB, 1990-93)	133	57	—	190	53-303

80	Kyle Rappold (DL, 1985-87)	115	75	—	190	19- 63
82	Herb Orvis (DL, 1969-71)	79	110	—	189	32-214
---	Rick Gamboa (2015-16)	86	68	—	154	2- 6

QUARTERBACK SACKS

Rk	Player (Seasons)	No.	Yards
1	Alfred Williams (1987-90)	35	242
2	Ron Woolfork (1990-93)	33	241
3	Greg Jones (1992-96)	25	158
4	Laval Short (1976-79)	24½	192
5	Abraham Wright (2004-06)	21	151
6	three tied	20	
9	three tied	19	
12	Ryan Olson (1994-97)	16½	89
13	Jimmie Gilbert (2013-16)	16	129
38	Samson Kafovalu (2012-15)	9½	56
38	Derek McCartney (2014-16)	9½	48

TACKLES FOR LOSS

Rk	Player (Seasons)	No.	Yards
1	Alfred Williams (1987-90)	59	303
2	Ron Woolfork (1990-93)	53	303
3	Greg Jones (1992-96)	45	205
4	Matt Russell (1993-96)	44	144
5	Leonard Renfro (1989-92)	43	142
22	Ruben Vaughan (1975-78)	28	115
22	Ryan Olson (1994-97)	28	107
24	Marques Harris (2000-03)	26	102
25	Chidobe Awuzie (2013-16)	25	103
---	Addison Gillam (2013-16)	23	102

PASS DEFLECTIONS

Rk	Player (Seasons)	No.
1	Marcus Washington (1995-97)	42
2	Damen Wheeler (1996-99)	39
3	Greg Henderson (2011-14)	36
3	Ken Crawley (2012-15)	36
5	Ben Kelly (1997-99)	34
6	Donald Strickland (1999-2002)	33
6	Lorenzo Sims (2003-06)	33
8	Mickey Pruitt (1984-87)	32
9	Chidobe Awuzie (2013-16)	30
10	Phil Jackson (2000-03)	29
10	Terrence Wheatley (2003-07)	29
12	Dalton Simmons (1992-96)	28
13	Deon Figures (1988-92)	27
14	Tedric Thompson (2013-16)	26
15	Alfred Williams (1987-90)	25
15	Cha'pelle Brown (2006-09)	25
28	Ahkello Witherspoon (2014-16)	18

SPECIAL TEAMS TACKLES

Rk	Player (Seasons)	UT	AT	-	Total
1	Ryan Sutter (1994-97)	32	32	—	64
2	Darren Fisk (1995-97)	25	23	—	48
3	Ryan Black (1994-97)	21	19	—	40
4	Paul Rose (1987-90)	14	25	—	39
5	Arthur Jaffee (2008-11)	21	13	—	34
5	Terrel Smith (2010-14)	24	10	—	34
10	Greg Lindsey (1990-93)	23	4	—	27
---	Ryan Severson (2013-16)	17	4	—	21
---	Ryan Moeller (2014-16)	13	5	—	18

SPECIAL TEAMS POINTS

Rk	Player (Seasons)	Points
1	Ryan Sutter (1994-97)	123
2	Arthur Jaffee (2008-11)	88
3	Darren Fisk (1995-97)	86
4	Derrick Webb (2010-13)	81
5	Ryan Severson (2013-16)	76
6	Travis Sandersfeld (2008-11)	72
7	Ryan Black (1994-97)	68
8	Jalil Brown (2007-10)	65
8	Terrel Smith (2010-14)	65
10	Paul Rose (1987-90)	63
---	Ryan Moeller (2014-16)	48

ALL-BLACK UNIFORMS

Colorado has worn its all black uniforms on 48 occasions, when the Buffaloes wear both black jerseys and black pants; the Buffs have also added black helmets to the look, having worn black top-to-bottom on five occasions (CU will also sport black helmets on the road occasionally). A little history on the all-black look: the brainchild of then-head coach Bill McCartney, CU first wore the garb on Nov. 28, 1987 for a game after Thanksgiving at the time; the opponent was CU's old Big 8 rival, Nebraska. The Buffs came out and warmed up in gold pants, and upon returning to the locker room at the conclusion of warm-ups, the players found black pants hanging in their lockers. "It was something we thought about a long time ago," Mac said at the time. "You couldn't do this overnight. We didn't tell the kids, and they were real excited." He went on to say that it was planned a month or so out to give the team a shot of adrenaline prior to kickoff.

COLORADO / ALL-BLACK UNIFORMS (21-26-1)

Year	Opponent	Result	Year	Opponent	Result	Year	Opponent	Result	Year	Opponent	Result
1987	Nebraska	L 7-24	1998	Missouri	L 31-41	2004	Colorado State	W 27-24		Texas	L 14-38
1988	Oklahoma	L 14-17	1999	Kansas State	L 9-16		Texas	L 7-31	2009	Oklahoma State	L 17-30
1990	Iowa State	W 28-12	1999	Nebraska (OT)	L 30-33		Kansas State	W 38-31		Colorado State	L 17-23
1991	Missouri	W 55-7	2000	Iowa State	L 27-35	2005	Nebraska	L 3-30		Nebraska	L 20-28
1992	Oklahoma	T 24-24	2001	Nebraska	W 62-36	2006	Texas Tech	W 30-6	2011	*Southern California	L 17-42
1993	Nebraska	L 17-21	2002	Kansas State	W 35-31		Kansas State	L 21-34	2012	UCLA	L 14-42
1994	Oklahoma State	W 17-3		Baylor	W 34-0		Iowa State	W 33-16		*Arizona State	L 17-51
1995	Missouri	W 21-0		Texas Tech	W 37-13	2007	c—Colorado St. (OT)	W 31-28	2013	*Arizona	L 20-44
	a—Oregon	W 38-6		Iowa State	W 41-27		Florida State	L 6-16		Southern California	L 29-47
1996	Texas	W 28-24		b—Oklahoma	L 7-29	2008	c—Colorado State	W 38-17	2014	*Arizona State	L 24-38
	Kansas State	W 12-0	2003	Oklahoma	L 20-34		West Virginia (OT)	W 17-14		Oregon State	L 31-36
1997	Kansas	W 42-6		Nebraska	L 22-31				2015	*Southern California	L 24-27

a—Cotton Bowl; b—Big 12 Championship at Houston; c—in Denver (*—wore black helmets).

BLACK HELMETS: Colorado has worn black helmets on 16 occasions in its history, usually with a gold or sometimes a silver logo, but once with a pink logo; CU is 2-14 in the black headgear. The games (*—matte black; #—worn with a pink logo as part of Blackout Breast Cancer awareness):

Year	Opponent	Result	Year	Opponent	Result	Year	Opponent	Result
1998	BAYLOR	W 18-16	2013	#ARIZONA	L 20-44	2014	*at Oregon	L 10-44
2011	SOUTHERN CALIFORNIA	L 17-42	2013	at UCLA	L 23-45	2015	*OREGON	L 24-41
2011	at UCLA	L 6-45	2013	at Utah	L 17-24	2015	*SOUTHERN CALIFORNIA	L 24-27
2012	ARIZONA STATE	L 17-51	2014	*ARIZONA STATE	L 24-38	2016	IDAHO STATE	W 56-7
2012	at Arizona	L 31-56	2014	*at Southern California	L 28-56			
2013	at Arizona State	L 13-54	2014	*at Arizona	L 20-38			

OTHER UNIFORM LOOKS

GOLD HELMET / WHITE UNIS/WHITE PANTS: 2013 (at Utah, L); 2010 (at Nebraska, L); 2009 (at Kansas State, L); 2008 (at Nebraska, L; at Florida State, L); 2005 (at Miami-Fla., L); 2004 (at Nebraska, W).

GOLD HELMET / WHITE UNIS/GOLD PANTS: 2015 (at Oregon State, W); 2014 (at Massachusetts, W); 2013 (CSU in Denver, W; Oregon State, L; at Washington, L); 2008 (at Texas A&M, L); 2007 (at Iowa State, L; at Arizona State, L); 2006 (at Missouri, L; at Georgia, L); 2004 (UTEP, Houston Bowl, W)

BLACK HELMET/WHITE UNIS/BLACK PANTS (0-5): 2014 (at USC, L); 2013 (at UCLA, L; at Arizona State, L); 2012 (at Arizona, L); 2011 (at UCLA, L)

BLACK HELMET/BLACK UNIS/GOLD PANTS (1-0): 2016 (Idaho State, W).

BLACK HELMET/SILVER UNIS/BLACK PANTS (0-1): 2015 (Oregon, L).

BLACK HELMET/WHITE UNIS/GOLD PANTS (0-1): 2014 (at Arizona, L).

BLACK HELMET/WHITE UNIS/WHITE PANTS (0-2): 2014 (at Oregon, L); 2013 (at Utah, L).

SILVER HELMET/SILVER UNIS/SILVER PANTS (1-1): 2016 (at Stanford, W); 2015 (Arizona, L).

SILVER HELMET/WHITE UNIS/SILVER PANTS (0-2): 2016 (at USC, L); 2015 (at Hawaii, L).

SILVER HELMET/WHITE UNIS/WHITE PANTS (0-1): 2015 (at Utah, L).

WHITE HELMET/BLACK UNIS/WHITE PANTS (2-0): 2016 (Oregon State, W); 2015 (Nicholls State, W).

WHITE HELMET/WHITE UNIS/BLACK PANTS (0-1): 2015 (at Arizona State, L).

WHITE HELMET/WHITE UNIS/SILVER PANTS (0-1): 2015 (at UCLA, L).

WHITE HELMET/WHITE UNIS/WHITE PANTS (2-0): 2016 (at Oregon, W); 2015 (CSU in Denver, W).

IN-SEASON BIRTHDAYS

Here's the list of those coaches and players who have birthdays to celebrate during the 2016 season (starting last week of August; *—denotes on a game day):

Aug. 31	Scott Unrein (28)	Sept. 19	*Kenneth Olugbode (21)	Oct. 11	Colin Sutton (22)	Nov. 10	Tim Lynott, Jr. (20)	Dec. 18	J.T. Bale (20)
Sept. 1	Daniel Talley (21)	Sept. 20	Brian Boatman (22)	Oct. 12	Darrin Chiverini (39)	Nov. 10	T.J. Patterson (22)	Dec. 29	Jaleel Awini (24)
Sept. 3	Robert Orban (22)	Sept. 21	Tyler Henington (23)	Oct. 14	Colby Pursell (18)	Nov. 14	Trey Udoffia (19)	Dec. 29	Davis Price (19)
Sept. 4	Juwann Winfree (20)	Sept. 24	*Gary Bernardi (62)	Oct. 15	*Anthony Julmisse (19)	Nov. 17	Miguel Rueda (45)	Dec. 30	Johnny Huntley (19)
Sept. 5	Lucas Cooper (19)	Sept. 24	*Xavier Cochrane (21)	Oct. 15	*Cameron Silzer (23)	Nov. 19	*Terriek Roberts (19)	Dec. 31	Frank Umu (20)
Sept. 7	Drew Lewis (21)	Sept. 30	Isaiah Oliver (20)	Oct. 20	Kyle Evans (21)	Nov. 22	Derek McCartney (23)	Jan. 2	Ryan Severson (22)
Sept. 7	Troy Lewis (21)	Oct. 5	Sam Bennion (21)	Oct. 25	Tim Coleman (21)	Nov. 27	Terran Hasselbach (21)	Jan. 3	Kabion Ento (20)
Sept. 8	Jean Onaga	Oct. 5	Sam Bennion (21)	Oct. 29	Sefo Liufau (22)	Dec. 1	Alex Kelley (24)	Jan. 3	Danny Galloway (21)
Sept. 8	Lyle Tuiloma (19)	Oct. 5	Leo Jackson III (22)	Nov. 3	*Ronnie Blackmon (19)	Dec. 5	Jim Leavitt (60)		
Sept. 9	Dillon Middlemiss (20)	Oct. 9	Shane Callahan (23)	Nov. 6	David Bagby (23)	Dec. 5	Joey Tuggle (22)		
Sept. 11	Diego Gonzalez (24)	Oct. 9	Sam Noyer (19)	Nov. 9	Jimmie Gilbert (22)	Dec. 7	Chris Graham (22)		

2016 SPECIAL WEEKENDS

The list of special weekends at Folsom Field this fall:

Sept. 10 (Idaho State): National Buff Club Cabinet Weekend

Oct. 1 (Oregon State): Family Weekend, Living Legends

Oct. 15 (Arizona State): Homecoming/Back to Boulder & Ski Ball;
Herb Orvis Tribute, 1976 CU Orange Bowl team reunion

Nov. 19 (Washington State): CU Athletic Hall of Fame, Military Appreciation

Nov. 26 (Utah): Honorary C

CU IS BLACK & GOLD, BUT FOLSOM IS "GREEN"

The University of Colorado at Boulder established a goal to move toward zero-waste at Folsom Field during the 2008 football season and invest in local carbon-reduction projects. They anticipated recycling or composting at least 90% of the waste generated at Folsom Field and met those goals. According to U.S. Environmental Protection Agency information and other sources, Folsom Field was the first major sports stadium in the nation, professional or collegiate, to collect all materials in recycling or compost containers, eliminate trash cans and transform its materials collections systems into a zero-waste process. For more information, visit Ralphyie's Green Stampede at http://www.cubuffs.com/ViewArticle.dbml?&DB_OEM_ID=600&ATCLID=1549954.

OFFENSE & DEFENSE

Who will be next? Next, as in who will play on both offense and defense in the same game? **George Frazier** was the last to do so on regular basis in the 2014 season, when he appeared for 14 snaps at defensive end for the first time against Arizona State, while lining up for five plays per game at fullback. He became the first Buff to appear on both sides of the ball since 2005 in the process, and continued to do so the remainder of the season. In 2008, **Eugene Goree** was on-call to do so, as the redshirt frosh was both a DT and an OG during the second half of the season; he did appear on both sides of the ball but not in the same game. Through the years, there have been a few players who wind up playing on both sides of the ball in the same game: **DT John Guydon** was the latest to do so, seeing action on defense (13 snaps at tackle) and offense (3 snaps at guard) at Texas on October 15, 2005; it was the first time it happened for a complete series with no gimmicks or special situations since **WR Michael Westbrook** played a series at safety against Baylor in 1993. **DE James Garee** also trotted in on offense in 2005, catching a pass as an end at Miami. **DT Sam Wilder** had been the last before 2005, as he caught a 9-yard pass against Kansas State in 2002. **DT Justin Bannan**, did the same, catching a 12-yard TD pass on his only play at Missouri in 2000. **CB Ben Kelly** tried tailback in 1999 at Texas Tech; he finished with three yards on one carry (a nice 5-yard run was wiped out by a penalty). Between 1994 and 2005, several Buffs played on both sides of the ball, as offensive linemen often played on the goal line or short yardage defense units—**OG Heath Irwin**, **OG Clint Moore**, **OG Chris Naeole**, **OT Melvin Thomas** and **OG Brad Bedell** all did it at one time or another between 1993 and 1998. In 1990, **OLBs Alfred Williams** and **Kanavis McGhee** played some tight end in a 64-3 win over Kansas State (Williams caught a pass for 17 yards, McGhee didn't catch the one thrown his way). The last offensive skill player before Frazier in 2014 to swing over and try some defense was Westbrook (four snaps at strong safety) against Baylor in 1993.

WHY CU AND NOT UC?

A question often asked of many former Big Eight schools: Why is it the University of Colorado, but the moniker is CU and not UC? (The same applies at Kansas—KU, Missouri—MU, Nebraska—NU and Oklahoma—OU). "Midwestern casualness," said CU historian, the late Fred Casotti. It has always been this way at Colorado, for whatever reason, and at the other four—but seemingly nowhere else in the USA (except for Tulsa, but its midwest, too). In the 1950s, there was a concerted effort to eliminate the use of "CU" on the Boulder campus, both as a symbol and in speech, but Casotti said that no one would buy into it. "Nobody would change," he said. "It's easier to say than U of C, UC sounds like slang or something (as in 'you see'), and it was traditional. By trying to eliminate it, they reinforced it."

HISTORY OF THE END ZONE "COLORADO"

As in the south end zone, that is. In 1967, the stadium was lowered when the track was removed, and that area remained basically a dirt hill. Former long-time senior associate A.D. **Jon Burianek** said that we tried to grow grass and bushes there, but none took. The first artificial field was installed during the summer of 1971, and that area was then covered with asphalt and the large, block COLORADO was painted on it, then in all-white block lettering. Trim was later added, and at one time, when blue was one of the school colors, the end zone as well was painted blue instead of the familiar black.

NO. 33 IN THE WORLD

In the 2015 world university rankings by the *TimesHigherEducation.co.uk*, the **University of Colorado** held its previous position of being the **No. 33** ranked university in the world (which translates to the solar system, the galaxy and the universe). Unlike other rankings that are based more on cost of attendance and class sizes, this ranking is based on teaching (the learning environment, 30%), research (volume, income and reputation, 30%), citations (research influence, 30%), international outlook (staff and students, 7.5%) and industry income (innovation, 2.5%). Nine Pac-12 schools made the Top 100, led by Stanford (No. 2) and California (No. 3); Harvard came in at No. 1 with M.I.T. (No. 4) and the University of Cambridge (U.K., No. 5) rounding out the top five. UCLA (No. 12), Washington (No. 16), Colorado (No. 33, the 25th U.S. school), Southern California (No. 47), Arizona (No. 78), Arizona State (No. 79) and Utah (No. 85) completing the Pac-12 listing.

BUFFS BACK ON TV IN DENVER; "THE RISE" GOES NATIONAL

Two new "all-Colorado" sport programs debuted last week, as CU has been without a weekly television presence in Denver since the 2011-12 athletic year:

The Buffalo Stampede returned with a new format and a new home: **Altitude Sports** (Comcast Ch. 25/725 HD). The show initially airs on Wednesday nights at 11:00 p.m., with several replays over the following two days. It will run through the men's and women's basketball seasons.

"**The Rise**" is the latest video series produced by CU's acclaimed football video staff; it is following the Colorado Buffaloes through the 2016 season. "The Rise" will be an interview driven narrative featuring and following the seniors through this journey. Six to eight episodes will cover the season from camp to bowl week. "The Rise" will be cinematic, yet organic, featuring behind-the-scenes footage and a narrative told by the seniors and coaches. It premiered on **Aug. 31** and can be seen on Pac-12 Mountain and CUBuffs.com.

2016 COLORADO FOOTBALL LETTERMAN PICTURE

Colorado has **61** lettermen returning for 2015 (59 from the 2015 team, with three others from past years); they break down into **28** on offense, **30** on defense and **3** specialists; the Buffs lose **27** lettermen off the 2015 squad (**11** offense/**15** defense/**1** specialist). CU returns **18** starters from last season (**9** offense/**9** defense), losing **4** (**2** offense/**2** defense); several positions had multiple personnel shuttle in and out, so there are several other players back with starting experience. The 2015 starters are listed in bold (six or more starts); *—denotes letters earned primarily on special teams; #—lettered but injured early in the 2015 season and has been submitted for medical hardships. The breakdown (positions for returning players are their 2015 spots):

OFFENSE

Position	Returning (28)	Lost (11)
WR (x)	Bryce Bobo	Nelson Spruce
WR (z)	Shay Fields , Lee Walker, *Robert Orban	*Colin Johnson (<i>holder</i>)
WR (h)	Devin Ross , Jay MacIntyre, Joey Hall	
LT	#Jeremy Irwin	Stephane Nembot
LG	Gerrard Kough , *Josh Kaiser	
C	Alex Kelley , Sully Wiefels	Vincent Arvia
RG	Jonathan Huckins , Shane Callahan, Colin Sutton	
RT	Sam Kronshage , John Lisella II	Ed Caldwell
TE	Sean Irwin , Dylan Keeney, Chris Hill, Brian Boatman	Hayden Jones
QB	Seto Liufau , Jordan Gehrke	Cade Apsay
TB	Phillip Lindsay , Michael Adkins, Kyle Evans, Donovan Lee	Christian Powell, Patrick Carr
FB	George Frazier	Jordan Murphy, John Finch

DEFENSE

Position	Returning (30)	Lost (15)
SLB	Derek McCartney , Tim Coleman, Terran Hasselbach	De'Jon Wilson (<i>from 2014</i>)
DT	Jase Franke, #Eddy Lopez	Justin Solis , Tyler Henington (<i>from 2013</i>)
DT	Jordan Carrell , Samson Kafovalu, Josh Tupou (<i>from 2014</i>)	Clay Norgard, John Paul Tusso (<i>from 2013</i>)
DE	Leo Jackson III , Michael Mathewes, *Aaron Howard	Blake Robbins, Garrett Gregory
MLB	Rick Gamboa , #Addison Gillam, N.J. Falo, Christian Shaver	
JLB	Kenneth Olugbode *Ryan Severson, *Travis Talianko (<i>from 2014</i>)	Grant Watanabe
WLB	Jimmie Gilbert, Jaleel Awini, *Deaysean Rippy (<i>from 2014</i>)	*Hunter Shaw
CB	Ahkello Witherspoon , Nick Fisher, *Andrew Bergner	
SS	Tedric Thompson , *Jaisen Sanchez	Marques Mosley
NB	Chidohe Awuzie	John Walker (<i>from 2014</i>)
FS	Ryan Moeller , Afolabi Laguda	Jered Bell, Evan White
CB	Isaiah Oliver	Kenneth Crawley , Yuri Wright (<i>from 2014</i>)

SPECIALISTS

Position	Returning (3)	Lost (1)
P	Alex Kinney	
PK	Diego Gonzalez (PK), Chris Graham (KO)	
SN		Wyatt Tucker Smith

2016 COLORADO FOOTBALL STAFF

Head Coach	Mike MacIntyre (<i>Georgia Tech '89</i>)	Director of Player Personnel	Brad Forsyth (<i>Illinois Wesleyan '90</i>)
Co-Offensive Coordinator / Quarterbacks	Brian Lindgren (<i>Idaho '04</i>)	Director of Quality Control/Offense	Daniel Da Prato (<i>UL-Monroe '03</i>)
Co-Offensive Coordinator / Receivers	Darrin Chiaverini (<i>Colorado '99</i>)	Director of Quality Control/Defense	Nate Taye (<i>San Jose State '13</i>)
Offensive Line	Klayton Adams (<i>Boise State '05</i>)	Director of Quality Control/Special Teams	Matt Thompson (<i>Fort Lewis '05</i>)
Running Backs	Darian Hagan (<i>Colorado '96</i>)	Director of Football Academics	Katie Bason (<i>Wake Forest '05</i>)
Tight Ends / H-Backs	Gary Bernardi (<i>Cal State-Northridge '76</i>)	Assistant Director of Recruiting	A. J. Baer (<i>Washington State '11</i>)
Defensive Coordinator / Linebackers	Jim Leavitt (<i>Missouri '78</i>)	Operations & Recruiting Assistant	Scott Unrein (<i>Colorado '11</i>)
Defensive Line	Jim Jeffcoat (<i>Arizona State '82</i>)	Intern	Erik Aunese (<i>Colorado Mesa '16</i>)
Secondary / Cornerbacks	Charles Clark (<i>Mississippi '07</i>)	Intern	Matt Bryson (<i>Oklahoma State '10</i>)
Secondary / Safeties	Joe Tumpkin (<i>Michigan Tech '94</i>)	Intern	Cory Hall (<i>Colorado '16</i>)
Offensive Graduate Assistant	Peter Tuitupou (<i>San Jose State '13</i>)	Director of Strength & Conditioning	Drew Wilson (<i>King's College '00</i>)
Offensive Graduate Assistant	John Hughes (<i>Humboldt State '12</i>)	Asst. Strength & Conditioning Coach	MT Eisner (<i>Fairfield '08</i>)
Defensive Graduate Assistant	Cory Edsall (<i>Maryland '15</i>)	Asst. Strength & Conditioning Coach	Justin Geyer (<i>Mt. St. Joseph '10</i>)
Defensive Graduate Assistant	Chidera Uzo-Diribe (<i>Colorado '14</i>)	Asst. Strength & Conditioning Coach	Jeremy Layport (<i>Cal Lutheran '02</i>)
Director of Football Operations	Bryan McGinnis (<i>San Jose State '07</i>)	Asst. Strength & Conditioning Coach	Steve Englehart (<i>SE Louisiana '05</i>)
Director of Recruiting	Adam Toyama (<i>Hawaii '04</i>)		

NATIONAL IMPROVEMENT

In terms of scoring defense, the Buffaloes were the fifth-most improved unit in 2015 from 2014 numbers (third among Power 5 schools). Colorado allowed 39.0 points in 2014, but cut that back to 27.5 last fall, or **11.5** points fewer. The four ahead of CU: Georgia State 15.0 (43.3 to 28.3), North Carolina 14.5 (39.0 to 24.5), Western Kentucky 14.0 (39.9 to 25.9) and Vanderbilt 12.3 (33.3 to 21.0). In conference games, the Buffs improved by 10.7 points (43.0 to 32.3), and overall allowed 30 or more points just five times as compared to 11 times in 2014.

BUFFALOES ON NATIONAL AWARD LISTS

(Watch Lists/Official Nominations)

Bear Bryant Coach of the Year Award: Mike MacIntyre (one of 23 on official watch list)
Chuck Bednarik Award (defensive player of the year): **CB Chidobe Awuzie, OLB Jimmie Gilbert** (two of 91 on official watch list)
Earl Campbell Tyler Rose Award (most outstanding offensive player with ties to state of Texas): **SE Sean Irwin** (one of 41 players on official watch list)
Dante Hall Award (most impactful “little big man” under 6-foot tall): **TB Kyle Evans** (one of 39 players on official watch list)
Paul Hornung Award (most versatile player): **WR Donovan Lee** (one of 43 on official watch list)
Bronko Nagurski Award (defensive player of the year): **CB Chidobe Awuzie, OLB Jimmie Gilbert** (two of 89 on official watch list)
Senior Bowl Watch List (January 28 all-star game): **CB Chidobe Awuzie, Tedric Thomson, Josh Tupou**
Jim Thorpe Award (top defensive back): **CB Chidobe Awuzie** (one of 39 on official watch list)
Doak Walker (top running back): **TB Phillip Lindsay** (one of 77 on official watch list)
Danny Wuerffel Award (athletic, academic & community achievement): **QB Sefo Liufau** (one of 88 on official watch list)
Polynesian Player of the Year (most outstanding player of Polynesian Ancestry): **QB Sefo Liufau, DT Josh Tupou** (two of 38 players on official watch list)



Awuzie

MIDSEASON ALL-PAC-12

CB CHIDOBE AWUZIE (ESPN.com); **OLB JIMMIE GILBERT** (ESPN.com); **C ALEX KELLEY** (ESPN.com); **OG GERRAD KOUGH** (ESPN.com)

PAC-12 PLAYERS OF THE WEEK

QB SEFO LIUFAU (September 2, Offensive vs. Colorado State: 33-23-0, 318, 1 TD passing; 14-66 rushing; 384 yards total offense; 17 FDE)
QB STEVEN MONTEZ (September 24, Offensive at Oregon: 32-23-2, 333, 2 TD passing; 21-135, 1 TD rushing; 468 yards total offense; 23 FDE in first career start)
PK DAVIS PRICE (October 1, Special Teams vs. Oregon State: 2-2 FG (54 & 22 yards), 5-5 FG, 11 points, 8 KO/4 TD; longest FG by a freshman in school history)
TB PHILLIP LINDSAY (October 15, Offensive vs. Arizona State: 26-219, 3 TD rushing; 4-20 receiving; 10 first downs earned)
SS TEDRIC THOMPSON (October 22, Defensive at Stanford: 12 tackles (four solo), two interceptions-returned 30 yards, one third down stop, one touchdown save)
CB ISAAH OLIVER (November 3, Special Teams vs. UCLA: 5-124, 1 TD punt returns; longs of 68 (TD) and 42, first CU punt return for a TD since 2005)

ROSE BOWL PAC-12 PLAYER OF THE WEEK

QB STEVEN MONTEZ (September 24 at Oregon: 32-23-2, 333, 2 TD passing; 21-135, 1 TD rushing; 468 yards total offense; 23 FDE in first career start)

NFF/COLORADO CHAPTER STATE OF COLORADO PLAYER OF THE WEEK

QB STEVEN MONTEZ (September 24 at Oregon: 32-23-2, 333, 2 TD passing; 21-135, 1 TD rushing; 468 yards total offense; 23 FDE in first career start)
WR SHAY FIELDS (October 1 vs. Oregon State: 7-169 receiving, 3 TD (covering 51, 33 and 63 yards), 5 FDE
TB PHILLIP LINDSAY (October 15, Offensive vs. Arizona State: 26-219, 3 TD rushing; 4-20 receiving; 10 first downs earned)

SCOUT.COM PAC-12 PLAYER OF THE WEEK

QB SEFO LIUFAU (September 2, Offensive vs. Colorado State: 33-23-0, 318, 1 TD passing; 14-66 rushing; 384 yards total offense; 17 FDE)

COLLEGESPORTSMADNESS.COM NATIONAL PLAYER OF THE WEEK

QB STEVEN MONTEZ (September 24 at Oregon: 32-23-2, 333, 2 TD passing; 21-135, 1 TD rushing; 468 yards total offense; 23 FDE in first career start)

COLLEGESPORTSMADNESS.COM PAC-12 PLAYER OF THE WEEK

QB STEVEN MONTEZ (September 24, Offensive at Oregon: 32-23-2, 333, 2 TD passing; 21-135, 1 TD rushing; 468 yards total offense; 23 FDE in first career start)
TB PHILLIP LINDSAY (October 15, Offensive vs. Arizona State: 26-219, 3 TD rushing; 4-20 receiving; 10 first downs earned)
SS TEDRIC THOMPSON (October 22, Defensive at Stanford: 12 tackles (four solo), two interceptions-returned 30 yards, one third down stop, one touchdown save)
ILB KENNETH OLUGBODE (November 3, Defensive vs. UCLA: seven tackles (three solo, one for a loss), one third down stop, 51-yard interception return)

COLLEGE FOOTBALL PERFORMANCE AWARDS NATIONAL PLAYER OF THE WEEK

TB PHILLIP LINDSAY (honorable mention: October 15, vs. Arizona State: 26-219, 3 TD rushing; 4-20 receiving; 10 first downs earned)

DAVEY O'BRIEN AWARD "GREAT EIGHT" NATIONAL AWARD WINNERS (eight selected weekly)

QB SEFO LIUFAU (September 2, Offensive vs. Colorado State: 33-23-0, 318, 1 TD passing; 14-66 rushing; 384 yards total offense; 17 FDE)
QB STEVEN MONTEZ (honorable mention: Sept. 24 at Oregon: 32-23-2, 333, 2 TD passing; 21-135, 1 TD rushing; 468 yards total offense; 23 FDE in first career start)

JIM THORPE AWARD DEFENSIVE BACK OF THE WEEK

CB AHKELLO WITHERSPOON (honorable mention; September 24 at Oregon: 3, 2—5 TT, 3DS, PBU, INT, the latter with :48 left in the end zone)

EARL CAMPBELL-TYLER ROSE AWARD NATIONAL PLAYER OF THE WEEK

QB STEVEN MONTEZ (honorable mention: Sept. 24 at Oregon: 32-23-2, 333, 2 TD passing; 21-135, 1 TD rushing; 468 yards total offense; 23 FDE in first career start)
QB STEVEN MONTEZ (honorable mention: Oct. 1 vs. Oregon State: 27-19-0, 293, 3 TD passing; 4-28 rushing; 321 yards total offense; 13 FDE in first career start)

FWAA NATIONAL TEAM OF THE WEEK

COLORADO (honorable mention: Sept. 24 at Oregon [Won, 41-38]: Steven Montez recorded the first 300-yard passing/100-yard rushing game in school history (333 and 135, respectively), and CU held off an Oregon rally with an interception in its own end zone by Ahkello Witherspoon in the final minute to earn a signature road win in its Pac-12 opener.)

ALLSTATE SUGAR BOWL MANNING AWARD STARS OF THE WEEK (eight selected weekly)

QB STEVEN MONTEZ (honorable mention: Sept. 24 at Oregon: 32-23-2, 333, 2 TD passing; 21-135, 1 TD rushing; 468 yards total offense; 23 FDE in first career start)

CU ATHLETES-OF-THE-WEEK

QB SEFO LIUFAU (August 29-September 4; vs. Colorado State: 33-23-0, 318, 1 TD passing; 14-66 rushing; 384 yards total offense; 17 FDE)
QB SEFO LIUFAU (September 12-18; at Michigan: 25-16-0, 246, 3 TD passing; 8-4 rushing; 250 yards total offense; 1-14 receiving; 9 FDE)
QB STEVEN MONTEZ (September 19-25; at Oregon: 32-23-2, 333, 2 TD passing; 21-135, 1 TD rushing; 468 yards total offense; 23 FDE in first career start)

BOBBY DODD TROPHY COACH OF THE YEAR

MIKE MacINTYRE (one of 18 head coaches named to the award's midseason watch list)

COACHINGSEARCH.COM ASSISTANT COACH OF THE WEEK

BRIAN LINGREN, Quarterbacks (Week 4; September 24 at Oregon)
JIM LEAVITT, Linebackers (Week 7; October 15 vs. Arizona State)
CHARLES CLARK, Defensive Backs (Week 8; October 22 at Stanford)

ALLSTATE AFCA GOOD WORKS TEAM

OLB DEREK McCARTNEY (Jr.; bone marrow match and donated through the Be the Match national program; one of 12 recipients out of 81 nominated)

NFF/COLLEGE FOOTBALL HALL OF FAME 2016 INDUCTEE

DE HERB ORVIS (played at Colorado from 1969-71; recorded 20 career sacks and went on to enjoy a 10-year career in the National Football League)

POLYNESIAN FOOTBALL HALL OF FAME 2017 INDUCTEES

OG CHRIS NAEOLE (Colorado, 1992-96; NFL: New Orleans, Jacksonville 1997-2008, 12 years, Hawaiian ancestry)

SEASON OPENER REVIEW

Statistically speaking, Colorado had one of its best season-opening games in school history on Sept. 2 against Colorado State. CU's 578 yards of total offense in the contest were the most in a season opener since 1994, when that Buff team (which went 11-1 and finished the year ranked No. 4 in the coaches poll) put up 649 yards of offense in a 48-13 win over Northeast Louisiana. That 1994 season-opening total is the highest yardage gained for any game to begin a season in Buffalo history, but the 578 yards vs. CSU last Friday comes in at No. 2. It was also just the eighth time since 1946 that Colorado has gained more than 500 yards of offense in the season opener.

What was equally impressive was the Buff defense allowing just 225 yards of total offense. CU outgained CSU by 353 yards on the night, which is the second most it has out-gained an opponent in a season-opener in program history (trailing the 1994 opener when CU outgained Northeast Louisiana by 394 yards). Here are the largest margins of victory in a CU season opener in history (not including contests against local high schools at the turn of last century):

LARGEST MARGINS OF VICTORY IN SEASON OPENER

Year	Opponent	Score	Margin	Year	Opponent	Score	Margin	Year	Opponent	Score	Margin
1954	DRAKE	61- 0	61	1923	BRIGHAM YOUNG	41- 0	41	1995	at Wisconsin	43- 7	36
1942	COLORADO MINES	54- 0	54	1943	FT. WARREN	38- 0	38	1994	NORTHEAST LOUISIANA	48-13	35
1988	FRESNO STATE	45- 3	42	2016	Colorado State (Denver)	44- 7	37				

OPENING DEPTH CHART NOTES

The Buffs released their season-opening depth chart on August 27, and it showed that the Buffaloes finally had more upperclassmen filling out the depth chart than at any other time in coach Mike MacIntyre's previous three seasons in Boulder. In the two-deep, including all players expected to see game action in the opener against Colorado State (22 scrimmage positions plus four special teams—P, PK, SN, H), there are 17 seniors – as compared to just nine a year ago. In the first game, CU started 19 upperclassmen (9 seniors, 10 juniors), along with two sophomores and one redshirt freshman.

► Last year, CU did not start a freshman, true or redshirt, in the season opener for the first time since 2005; the Buffs had started at least one true freshman in each of the last four seasons prior to his year as well. Redshirt **Tim Lynott, Jr.**, is slated to open at left guard for the Buffaloes this year.

SOUTH PARK RALPHIE INTRO

Most know that the creators of Comedy Central's popular *South Park* are University of Colorado alums: **Trey Parker**, **Matt Stone** and animator **Eric Stough**. They voices **Eric Cartman**; he teamed with Eric this summer to create a short (roughly 20 seconds) vignette that debuted during the countdown to kickoff prior to the 2014 Arizona State game. It's been a hit since, especially among the CU student section. Cartman is seen in his usual garb and he introduced Ralphie before the real buffalo led the Buffs on the field.



HERB ORVIS TRIBUTE

Colorado and the National Football Foundation honored **Herb Orvis** in the first quarter as he will become the seventh CU player (and eighth associated with the school) to be inducted into the College Football Hall of Fame this December 6 in New York City. Orvis, a defensive end, played at CU from 1969-71; NFF CEO and CU grad **Steve Hatchell** and '93 Buffalo inductee **Dick Anderson** (class of '67) participated in the ceremony. Orvis wore his #88 CU jersey for the last time, as it will be sent with his helmet and the game ball from CU's win over Ohio State in '71 to the Hall of Fame.



COLORADO 44, COLORADO STATE 7

SEPTEMBER 2, 2016

SAF AT MILE HIGH, DENVER

DENVER – Starting fast offensively and rock solid defensively, the Colorado Buffaloes opened the 2016 season with a convincing 44-7 win over Colorado State on a Friday night at Sports Authority Field at Mile High.

The Buffs rolled up 578 yards of total offense – their most in a season opener in 22 years – and held the Rams to 225. CU was in control from the start, holding the Rams to three plays and out on the game’s first series and then marching 73 plays in 11 yards to take a 7-0 lead just four-plus minutes into the game and the rout was on.

CU senior Sefo Liufau, playing his first game since successfully rehabilitating from a Lisfranc (foot) injury, completed 23-of-33 passes for 318 yards and one touchdown, becoming the school’s career leader in passing yardage (7,715).

HOW IT HAPPENED: CU scored on three of its first four possessions and led 24-0 with 13:59 left in the first half. By the end of the first quarter, the Buffs offense had outgained the Rams 253-10, with the CU defense emphatically answering the pressing pregame question about stopping the CSU run game. And the Buffs’ up-tempo offense was up-and-running (and passing) early. The Buffs were fast: Their four first-half TD drives required 2:59, 1:56, 1:09 and 1:01.

CU’s first scoring march was its longest in both time required (2:59) and distance covered (73 yards, 11 plays). Tailback Phillip Lindsay ran for 38 yards during the drive and Liufau completed two of three passes for 22 yards.

Liufau carried twice in that march, gaining eight yards on first down from the CSU 13, then fumbling at the goal line on second down. But his 310-pound center, Alex Kelley, smothered the football in the end zone.

Four more scores would follow in quick succession – a 17-yard Liufau to Devin Ross pass, a 1-yard Lindsay run, a 30-yard Diego Gonzalez field goal, and another 1-yard Lindsay dive that made it 31-0; the latter followed a 46-yard one-handed catch by Bryce Bobo that he hauled in before stepping out at the CSU 1-yard line.

In addition to his 30-yard field goal, Gonzalez kicked four PATs, extending his streak to 39 straight over last season and this. Through Friday night’s first half, CU kicking specialists had made 142 straight extra points.

CU outgained CSU 364-79 in total yardage in the first half, including holding a 248-22 passing yards advantage. The Rams used two quarterbacks – starter Nick Stevens, transfer Faton Bauta – who combined to go 6-of-17 with one interception. That pick was by Chidobe Awuzie, who picked off Stevens late in the first half to set up the Buffs at their own 41-yard line. Lindsay scored on his second 1-yard dive five plays later.

CU increased its lead to 37-0 on a pair of third-quarter Gonzalez field goals (29, 22 yards) and took its shutout into the final quarter. The Rams finally scored on the first play of the fourth quarter, getting a 5-yard TD pass from Bauta to Marcus Wilson.

Liufau left the game after fumbling the ball away after a jarring tackle on a keeper with 12:38 remaining. CSU took over at its 33 but couldn’t capitalize on the turnover.

But he returned on the next series, marching the Buffs 50 yards in 11 plays for their final score. The touchdown came on a 1-yard leap by former walk-on tailback Kyle Evans, who was awarded a scholarship midway through preseason camp. Gonzalez’s PAT pushed CU’s lead to 44-7 with 4:24 remaining. Seeing his first college action, redshirt freshman QB Steven Montez spelled Liufau on the Buffs’ final possession.

TURNING POINT: The tone was set early by the CU ‘D.’ The Buffs held the Rams to 10 yards on 15 first-quarter plays, limiting them to 8 yards rushing and sending a decisive early message about stopping the CSU running game. The Rams didn’t register their initial first down until 10:23 remained before halftime, and that possession ended three plays later with their sixth punt of the first half.

CU STANDOUTS: Lindsay: 20 carries, 95 yards, 2 TDs; Liufau: 23-33, 318 yards, 1 TD; Awuzie: nine tackles (eight solo), four third down stops and the interception.

Colorado State.....	0	0	0	0	–	7
COLORADO	21	10	6	7	–	44

SCORING	Score	Time	Qtr
COLORADO — Kelley recovered fumble in the end zone (Gonzalez kick)	7- 0	10:31	1Q
COLORADO — Ross 17 pass from Liufau (Gonzalez kick)	14- 0	7:38	1Q
COLORADO — Lindsay 1 run (Gonzalez kick)	21- 0	1:39	1Q
COLORADO — Gonzalez 30 FG	24- 0	13:59	2Q
COLORADO — Lindsay 1 run (Gonzalez kick)	31- 0	2:46	2Q
COLORADO — Gonzalez 29 FG	34- 0	10:43	3Q
COLORADO — Gonzalez 22 FG	37- 0	4:05	3Q
Colorado State — Wilson 5 pass from Bauta (Bryan kick)	37- 7	14:57	4Q
COLORADO — Evans 1 run (Gonzalez kick)	44- 7	4:24	4Q

TEAM STATISTICS	COLORADO	CSU
First Downs.....	28	12
Third Down Efficiency (Fourth).....	12-19 (1-1)	5-16 (1-3)
Rushes—Net Yards	56-260	35-162
Passing Yards	318	63
Passes (Att-Comp-Int).....	33-23-0	29-12-2
Total Offense	578	225
Return Yards	53	0
Punts: No-Average.....	2-45.0	6-43.3
Fumbles: No-Lost.....	3-2	2-2
Penalties/Yards	4/35	2/15
Quarterback Sacks—Yards.....	2-24	1-6
Time of Possession	34:36	25:24
Drives/Average Field Position	13/C36	13/CS28
Red Zone: Scores-Attempts (Points).....	8-8 (44)	1-1 (7)

Attendance: 69,850 **Time:** 3:45
Weather (82°): mostly clear skies, 27% humidity, 4 mph winds from the east

INDIVIDUAL STATISTICS

Rushing—Colorado: Lindsay 20-95, Liufau 14-66, Evans 8-41, Lee 10-41, Bisharat 4-17. **CSU:** Dawkins 14-88, Bauta 4-39, Hawkins 1-17, Kinsey 5-13, Matthews 7-13, Gallup 1-12, Clark 1-4, Stevens 2-minus 24.
Passing—Colorado: Liufau 33-23-0, 318, 1 td. **CSU:** Stevens 20-6-2, 31, 1 td; Bauta 9-6-0, 32, 0 td.
Receiving—Colorado: Ross 8-97, Bobo 5-99, Fields 3-79, Lindsay 3-23, Lee 2-12, MacIntyre 2-8. **CSU:** Gallup 4-38, Dawkins 3-9, Peralta 2-11, Wilson 2-7, Long 1-minus 2.
Punting—Colorado: Kinney 2-45.0 (45 long, 0 In20). **CSU:** Hunt 6-43.3 (57 long, 2 In20).
Punt Returns—Colorado: MacIntyre 2-19. **CSU:** none. **Kickoff Returns—Colorado:** Lindsay 1-26. **CSU:** Dawkins 1-35.
Tackle Leaders—Colorado: Awuzie 8,1—9; Olugbode 5,1—6; Thompson 3,3—6; Laguda 4,1—5; Gamboa 3,2—5; Moeller 1,3—4; Carrell 3,0—3; Kafovalu 3,0—3; Gillam 2,1—3; Tupou 1,2—3; McCartney 1,2—3; Franke 2,0—2; Gilbert 1,1—2. **CSU:** Davis 17,2—19; Schlager 11,0—11; Sweet 6,2—8; Colorito 4,2—6; Lovingood 4,1—5; Taylor 4,1—5.
Quarterback Sacks—Colorado: Gilbert 1-16, Olugbode 1-8. **CSU:** Buys 1-6.
Interceptions—Colorado: Thompson 1-20, Awuzie 1-14. **CSU:** none. **Passes Broken Up—Colorado:** Witherspoon 2, Awuzie, Gamboa, Thompson. **CSU:** Simmons 2.

GAME NOTES

The announced attendance of **69,850** was the most in the series since 2003 (76,219); Colorado sold **33,486** tickets (**9,217** student) for the game, accounting for that number despite season ticket holders of just under 2,800 tickets opted out for the game to receive an equal value in number for a Pac-12 game ... Colorado’s **31-0** halftime lead was its largest since Nov. 15, 2003, when it led Iowa State 37-0 in Ames (an eventual 44-10 win) ... CU’s **44** points were the most in the series by either team since 1996, when the Buffs won 48-34 in Fort Collins, and the 37-point win was the most lopsided in the series since a 47-7 CU win in 1956 (and the largest in an opener since 1988, when CU beat Fresno State in Boulder, 45-3) ... The **578** yards on offense by the Buffaloes were their most in a season opener since 1994 (649 in a 48-13 win over NE Louisiana), with the **225** yards allowed the fewest by an opponent in an opener since 1998 (CSU: 202 in a 42-14 Buff win) ... **C Alex Kelley** scored the first TD by a Buff offensive lineman since Oct. 28, 1995, when **OG Heath Irwin** recovered a fumble in the end zone in a 44-21 loss to Nebraska; Kelley became the first offensive lineman in CU history to score the team’s first points of the year ... The Buffs outgained CSU, 253-10, in the first quarter (14 of CSU’s first 18 plays went for three yards or less) as the Rams opened the game with six three-and-outs. In the first half, CSU ran nine plays in CU territory for minus-2 yards.

COLORADO 56, IDAHO STATE 7

SEPTEMBER 10, 2016

FOLSOM FIELD, BOULDER

BOULDER — Colorado won its second straight game with a record-setting performance at Folsom Field, rolling to a 56-7 win over visiting Idaho State in the home opener to start the season 2-0.

Sefo Liufau threw for 204 yards and two touchdowns, and added 54 yards and another score running the ball as the Buffaloes pulled away from the Bengals early and would play 71 of 86 players that dressed for the game.

The Buffs tied school records for the most points in the second quarter (35) and first half (49), and set a school record for the largest halftime lead (49-0), eclipsing a 49-7 edge they held against Northeast Louisiana in 1995.

HOW IT HAPPENED: The Buffs thoroughly dominated the game in every regard, putting it away before halftime.

CU scored on seven of its eight possessions in the first half. Colorado quarterback Sefo Liufau was 15-for-18 for 204 yards and two touchdowns in the first half, and also ran for 54 yards and a score before intermission. Phillip Lindsay added a pair of rushing touchdowns and Devin Ross and Kabion Ento each had a touchdown reception. Ento also added another touchdown catch in the third quarter for CU's final points of the day

Colorado led 14-0 after the first quarter, opening with a 15-yard Liufau touchdown pass to Ross, followed by a 6-yard Lindsay run.

The Buffs then added five more touchdowns in the second quarter, with Lindsay adding another score from 2 yards, Kyle Evans rushing 1 yard for a touchdown, Liufau throwing to Chris Hill for a 4-yard score and Liufau running in from 19 yards out. CU backup quarterback Steven Montez then got into the act, completing a 69-yard touchdown pass to Ento on his first pass attempt as a collegian. Ento's touchdown was also the first time he touched the ball as a Buff.

Colorado finished with 597 yards offense, the Buffs' second straight week with at least 500 yards, following a 578-yard effort in an opening 44-7 win over Colorado State.

Defensively, the Buffs were equally dominant, holding the Bengals to 96 yards offense — 29 rushing and 67 passing. Colorado also did not allow Idaho State to cross midfield in the first half, and allowed just seven first downs for the entire game (three in the first half).

TURNING POINT: After punting on their second possession of the day, the Buffs defense forced a three-and-out and the offense came back to drive 61 yards in five plays for a touchdown to go up 14-0, opening the gate for six straight CU touchdowns.

KEY STATISTIC: The Bengals averaged just 1.7 yards per offensive play while the Buffs averaged 6.8 per snap.

NOTEWORTHY: An interception from true freshman Tony Julmisse extended CU's streak with at least one defensive takeaway to 15 games, best in the nation. ... It is the first 2-0 start by the Buffs since 2013, when Mike MacIntyre's first CU team beat CSU and Central Arkansas to open the year. ... CU played 71 of the 86 players who dressed for the game. ... It was the first time CU has gained 500-plus yards in back-to-back games since Nov. 9-16, 2002.

QUOTEWORTHY: "I think we just go out there and play as hard as we can play. The whole key of the first two games goes back to practice. It doesn't go to what happened in the game, it goes to how we practice and how we focus and prepare." — CU coach Mike MacIntyre

"I just think we are executing at a higher level. I think we're holding ourselves to a higher standard." — Liufau

Idaho State.....	0	0	7	0	—	7
COLORADO	14	35	7	0	—	56

SCORING	Score	Time	Qtr
COLORADO — Ross 15 pass from Liufau (Gonzalez kick)	7- 0	10:02	1Q
COLORADO — Lindsay 6 run (Gonzalez kick)	14- 0	2:51	1Q
COLORADO — Lindsay 2 run (Gonzalez kick)	21- 0	14:16	2Q
COLORADO — Evans 1 run (Gonzalez kick)	28- 0	12:13	2Q
COLORADO — Hill 4 pass from Liufau (Gonzalez kick)	35- 0	6:07	2Q
COLORADO — Liufau 19 run (Gonzalez kick)	42- 0	4:21	2Q
COLORADO — Ento 69 pass from Montez (Gonzalez kick)	49- 0	0:35	2Q
COLORADO — Ento 19 pass from Montez (Graham kick)	56- 0	6:20	3Q
Idaho State — Ford 3 run (Johnson kick)	56- 7	1:48	3Q

TEAM STATISTICS	COLORADO	IDAHO STATE
First Downs.....	32	7
Third Down Efficiency (Fourth).....	11-18 (1-2)	2-14 (0-1)
Rushes—Net Yards	57-262	13-29
Passing Yards	335	67
Passes (Att-Comp-Int).....	31-22-0	42-20-1
Total Offense	597	96
Return Yards	31	23
Punts: No-Average.....	4-41.8	11-41.3
Fumbles: No-Lost.....	1-1	0-0
Penalties/Yards	5/37	8/78
Quarterback Sacks—Yards	1-3	0-0
Time of Possession	36:36	23:24
Drives/Average Field Position	15/C35	16/IS26
Red Zone: Scores-Attempts (Points).....	7-8 (49)	1-1 (7)

Attendance: 39,505 **Time:** 3:13
Weather (77°): sunny skies, 17% humidity, 5 mph winds from the northeast

INDIVIDUAL STATISTICS
Rushing—Colorado: Liufau 6-54, Evans 15-52, Lee 8-40, Montez 4-34, T.Lewis 9-33, Lindsay 7-30, Bisharat 8-19. Idaho State: Flanagan 2-11, Madison 2-9, Ford 6-9, Woodhouse 1-2, Dean 1-1, T.Gueller 1-minus 3.
Passing—Colorado: Liufau 18-15-0, 204, 2 td; Montez 10-6-0, 177, 2 td; Gehrke 3-1-0, 14. Idaho State: T.Gueller 36-19-1, 65, 0 td; Jewell 6-1-0, 2.
Receiving—Colorado: MacIntyre 6-76, Ross 3-27, Ento 2-88, Fields 2-78, Bobo 2-7, Huntley 1-14, Lee 1-10, Lindsay 1-9, Bounds 1-8, Evans 1-8, Hall 1-6, Hill 1-4. Idaho State: Cook 5-28, Williams 4-19, Graves 4-15, Ford 4-7, Pilster 1-2, M.Gueller 1-1, Campbell 1-minus 5.
Punting—Colorado: Kinney 4-41.8 (47 long, 1 In20, 1 TB). Idaho State: Cheney 8-44.4 (59 long, 1 In20; Jewell 3-33.0 (40 long, 0 In20).
Punt Returns—Colorado: MacIntyre 5-30. Idaho State: Louie-McGee 1-6. Kickoff Returns—Colorado: Julmisse 1-14. Idaho State: Ford 4-83.
Tackle Leaders—Colorado: Gilbert 3,2—5; Olugbode 4,0—4; D.Lewis 3,1—4; Julmisse 3,0—3; Carrell 2,1—3; Tupou 2,1—3; Gamboa 1,2—3; Laguda 1,2—3; Awuzie 2,0—2; Severson 2,0—2; Howard 1,1—2; Kafovalu 1,1—2; Coleman 0,2—2. Idaho State: Martin 8,1—9; Stout 8,0—8; Manu 7,1—8; Jenkins 4,4—8; Ricks 5,1—6; Salutregui 5,0—5.
Quarterback Sacks—Colorado: Carrell 1-3. Idaho State: none.
Interceptions—Colorado: Julmisse 1-1. Idaho State: none. Passes Broken Up—Colorado: Awuzie, Bergner, Gamboa, Gilbert, Lewis, Moeller, Thompson, Witherspoon. ISU: Taylor.

GAME NOTES
Ralphie V did not run before the second half due to a safety issue with a new harness ... CU snapped a **14-game** losing streak when wearing black helmets (2-14 overall) ... CU played 71 of 86 players it dressed for the game ... **QB Sefo Liufau** (15-18-0, 204, 2 TD, 215.2 rating) had his record 22nd 200-yard passing game ... **WR Kabion Ento** became the 14th known player in CU history to score on their first offensive or special teams touch ... Colorado tied its school records for the most points in the second quarter (**35**), first half and either half (**49**); the **49-point** halftime lead set a new mark, topping the 42-point edge CU had versus NE Louisiana in 1995 (a 49-7 lead); and the 49-point win was CU's largest since that 66-14 verdict over NE Louisiana ... Colorado has scored **100** points in its first two games, its most since 103, also in 1994 ... Colorado gained **500-plus** yards in back-to-back games for the first time since Nov. 9-16, 2002; it marked the first time in back-to-back games to open a season since 1993 (when CU had 500+ in three straight versus Texas, Baylor and Stanford) ... Colorado allowed just **14** points in the first two games, its low since 1978, when the Buffs allowed 7 points in each of the first five games ... CU improved to **46-1** in "Sub 100/100 games," when holding the opponent under 100 in both rushing and passing, doing so for the first time since a 42-0 win over Miami-Ohio in 2007; the last time CU held a team under **100** yards total was on Oct. 24 1992 (54-7 win over Kansas State, 16 yards).

MICHIGAN 45, COLORADO 28

SEPTEMBER 17, 2016

MICHIGAN STADIUM, ANN ARBOR

ANN ARBOR, Mich. — Colorado twice held a 14-point lead in the first quarter, but special teams miscues and injuries took their toll, as fourth-ranked Michigan rallied for a 45-28 win at Michigan Stadium.

The Wolverines turned one blocked punt into a touchdown and forced another bad punt that put the Wolverines in position for a second touchdown in the first half, and took a 24-21 lead into the locker room at intermission.

Colorado regained the lead on the first possession of the third quarter when Sefo Liufau tossed a 70-yard touchdown pass to Shay Fields, but Liufau (16-for-25, 245 yards, 3 touchdowns) left the game with an ankle injury after CU's next possession and the Buffs did not score again while Michigan answered with three more scores.

HOW IT HAPPENED: The Buffs jumped out to a quick 14-0 lead, scoring on their first offensive possession, then adding a defensive score less than a minute later.

After forcing Michigan to punt on its first possession, Colorado needed just three plays to go 49 yards for a touchdown. Liufau hit Jay MacIntyre with a 14-yard pass to start the drive, then connected with Devin Ross on a 37-yard scoring strike down the middle two plays later to give the Buffs a 7-0 lead.

Colorado then extended the lead to 14-0 less than a minute later. With Michigan facing a third-and-7, CU defensive back Chidobe Awuzie came off the edge and sacked Michigan quarterback Wilton Speight, forcing a fumble. Colorado linebacker Derek McCartney scooped up the loose ball and rumbled 18 yards for a touchdown and 14-0 lead.

Michigan, though, responded with a big play of its own. After stopping CU's offense in Colorado territory, UM's Michael Jocz blocked Alex Kinney's punt. Grant Perry then grabbed the ball at CU's 6-yard line and took it to the end zone as Michigan cut CU's lead to 14-7.

Colorado then bumped its edge back to 14 by driving 67 yards in 10 plays for a touchdown. Phillip Lindsay had a 10-yard run on the drive, Liufau hit Shay Fields for an 18-yard gain and Kabion Ento for 16 yards before finding Ross again on a fade route in the corner of the end zone.

The second period, however, was all Michigan. CU's Diego Gonzalez was wide right on a 36-yard field goal try and on CU's next possession, Kinney punted the ball into the backside of a CU player. It took Michigan just two plays to go 38 yards for the score, getting a 17-yard scoring run from Jehu Chesson to cut the Buffs' lead to 21-14.

TURNING POINT: Michigan added a 39-yard field goal with 1:59 left in the half to pull within 21-17 and the Buffs couldn't muster a drive and punted. The Wolverines needed one play to take the lead when Amara Darboh ran 45 yards for a score, giving UM a 24-21 edge heading into halftime.

But CU needed just three plays to score after the half, getting a 70-yard touchdown throw from Liufau to Fields for a 28-24 lead. Liufau, though, was injured on the prior play and while he returned on CU's next series, it was his last action of the day.

The Wolverines quickly responded. After a kick return by Jabrill Peppers past midfield, Michigan needed just two plays to reach the end zone, getting a 42-yard run from De'Veon Smith for a 31-28 lead, one the Wolverines never relinquished.

Michigan tacked on two more scores, going 80 yards for one and getting a 54-yard punt return for a touchdown from Peppers for another for the final tally.

KEY STATISTIC: CU scored 21 points and had 195 total yards in the first quarter, but just seven and 130 afterwards.

NOTEWORTHY: It was CU's 23rd straight loss against a ranked team dating back to 2009.

COLORADO	21	0	7	0	- 28
Michigan	7	17	14	7	- 45

SCORING	Score	Time	Qtr
COLORADO — Ross 37 pass from Liufau (Gonzalez kick)	7- 0	12:37	1Q
COLORADO — McCartney 18 fumble return (Gonzalez kick)	14- 0	11:48	1Q
Michigan — Perry 6 blocked punt return (Allen kick)	14- 7	8:27	1Q
COLORADO — Ross 6 pass from Liufau (Gonzalez kick)	21- 7	3:49	1Q
Michigan — Chesson 17 run (Allen kick)	21-14	8:49	2Q
Michigan — Allen 39 FG	21-17	1:59	2Q
Michigan — Darboh 45 pass from Speight (Allen kick)	21-24	0:33	2Q
COLORADO — Fields 70 pass from Liufau (Gonzalez kick)	28-24	14:02	3Q
Michigan — Smith 42 run (Allen kick)	28-31	13:16	3Q
Michigan — Isaac 1 run (Allen kick)	28-38	3:06	3Q
Michigan — Peppers 54 punt return (Allen kick)	28-45	11:27	4Q

Attendance: 110,042 **Time:** 3:22
Weather (75°): cloudy skies, 80% humidity, 10-15 mph winds from the southwest

TEAM STATISTICS	COLORADO	MICHIGAN
First Downs.....	15	20
Third Down Efficiency (Fourth).....	1-13 (0-1)	5-16 (0-0)
Rushes—Net Yards	33-64	41-168
Passing Yards	261	229
Passes (Att-Comp-Int).....	34-18-0	30-16-0
Total Offense.....	325	397
Return Yards	76	132
Punts: No-Average.....	10-33.1	7-39.3
Fumbles: No-Lost.....	1-0	2-1
Penalties/Yards	7/46	5/41
Quarterback Sacks—Yards.....	3-22	4-28
Time of Possession	28:25	31:35
Drives/Average Field Position	17/C28	15/M37
Red Zone: Scores-Attempts (Points).....	1-2 (7)	3-4 (17)

INDIVIDUAL STATISTICS

Rushing—Colorado: Lindsay 12-51, Evans 4-17, Liufau 8-4, Lee 1-3, Ross 1-minus 2, Allen 2-minus 4, Montez 4-minus 4, Team 1-minus 1. **Michigan:** Smith 11-87, Chesson 3-25, Peppers 2-24, Isaac 10-18, Evans 4-10, Higdon 1-8, McDoom 2-5, O'Korn 1-3, Hill 1-2, Speight 6-minus 14.

Passing—Colorado: Liufau 25-16-0, 246, 3 td; Montez 7-0-0, 0; MacIntyre 1-1-0, 14; Gehrke 1-1-0, 1. **Michigan:** Speight 30-16-0, 229, 1 td.

Receiving—Colorado: Ross 7-78, Fields 4-99, Lindsay 2-0, Bobo 1-50, Ento 1-16, Liufau 1-14, Lee 1-3, Adkins 1-1. **Michigan:** Butt 7-87, Darboh 2-51, Hill 2-16, Smith 1-minus 3, Perry 1-54; Isaac 1-21, Evans 1-3.

Punting—Colorado: Kinney 8-42.2 (53 long, 0 In20, 1 TB); Team 2-minus 7. **Michigan:** Allen 7-39.3 (50 long, 1 In20, 2 TB).

Punt Returns—Colorado: MacIntyre 3-58. **Michigan:** Peppers 4-99, Jocz 1-27, Perry 0-6. **Kickoff Returns—Colorado:** Julmisse 4-101. **Michigan:** Peppers 2-81.

Tackle Leaders—Colorado: Olugbode 11,3—14; Gamboa 7,5—12; Oliver 7,0—7; Kafovalu 3,3—6; Awuzie 5,0—5; Laguda 4,1—5; Thompson 4,1—5; Carrell 2,2—4; Tupou 2,2—4; Witherspoon 3,0—3; Gilbert 1,1—2; Moeller 1,1—2. **Michigan:** Gedeon 4,8—12; Peppers 6,3—9; Hill 4,2—6; Clark 3,3—6; Thomas 2,4—6; McCray 3,2—5.

Quarterback Sacks—Colorado: Awuzie 1-10, Kafovalu 1-8, Gilbert ½-2, Tupou ½-2. **Michigan:** Peppers 1-11, Hurst 1-3, McCray ½-4, Glasgow ½-4, Gedeon ½-3, Winovich ½-3.

Interceptions—Colorado: none. **Michigan:** none. **Passes Broken Up—Colorado:** Thompson 2, Witherspoon 2, Awuzie 1. **Michigan:** McCray, Stribling, Thomas.

GAME NOTES

CU dropped to **10-22** in games played in the Eastern Time Zone (**8-16** regular season, **2-6** bowl) ... This was the fifth time CU has played before 100,000-plus, with the **110,042** the largest of the five; it was the ninth time a team from the state of Colorado has played before a six-figure crowd: Air Force twice previously, CSU once and the Denver Broncos in SB XXI in Pasadena) ... CU has lost **23** straight against ranked teams, and **27** straight road games against ranked opponents (last win over Kansas in 2009, last road win at UCLA in 2002) ... **OT Aaron Haigler** made his first career start, doing so on the right side ... In the first half, the teams combined to go **1-of-14** on third down, gaining 4 net yards ... CU scored **28** points after scoring 30 in its first three trips here (0-31 in 1974, 27-26 in 1994, 3-27 in 1997) ... Liufau engineered 11 drives before leaving with the ankle injury (46 plays, 307 yards); Steven Montez was in for six drives (20 plays, 17 yards); Jordan Gehrke in for one play (1 yard) when Montez' helmet was knocked off ... CU was **7-of-9** on second downs in the first quarter, all conversions six yards or longer ... Colorado surrendered **397** yards on defense, 184 of which came on five plays ... **OLB Derek McCartney's** 18-yard fumble return for a touchdown as CU's first since Samson Kafovalu returned one 33 yards for a score last year at UCLA.

COLORADO 41, OREGON 38

SEPTEMBER 24, 2016

AUTZEN STADIUM, EUGENE

EUGENE, Ore. — Ahkello Witherspoon's interception in the end zone ended a last-ditch Oregon drive Saturday, clinching a 41-38 Colorado win over Oregon at Autzen Stadium in the Pac-12 opener for both teams.

Witherspoon's interception came with 48 seconds remaining in the game and Oregon with a first-and-goal from the 7-yard line, giving the Buffs the signature win they've been seeking to signal that CU's program has indeed turned around.

HOW IT HAPPENED: Steven Montez had a record-setting starting debut for the 3-1 Buffs at quarterback, completing 23 of 32 passes for 333 yards and three touchdowns and two interceptions. He turned in the first-ever 300-yard passing/100-yard rushing game in school history.

After jumping out to a double-digit lead for the second week in a row only to see the lead disappear, the Buffs rallied to win this one.

The Buffs jumped out to a 23-7 edge before the Ducks rallied to take a 38-33 lead late in the third quarter, turning a pair of Montez interceptions into touchdown drives.

But the Buffs showed some moxie in crunch time, regaining the lead midway through the fourth quarter when Montez threw a 31-yard touchdown pass to Bryce Bobo. The pass was originally ruled incomplete, but after instant replay review, the officials signaled touchdown. A 2-point conversion pass from Montez to Bobo gave the Buffs a 41-38 lead with 8:43 to go in the game, and the Buffs defense took over and made the lead stand, coming up with three straight defensive stops.

Colorado built its early lead with another strong start. After Oregon punted following a three-and-out on its opening possession of the game, the Buffs drove 80 yards in

eight plays for their first TD, getting a 1-yard scoring run from Phillip Lindsay to cap the drive, in which Montez completed three passes and Lindsay had a 33-yard run.

CU's defense then forced another three-and-out and the Buffs put together a seven-play, 44-yard drive that produced a 24-yard Chris Graham field goal and 10-0 lead.

Oregon then answered with its first score of the game to cut the lead to 10-7 when Taj Griffin scored from 1 yard out on a drive that was sparked by a 50-yard Tony Brooks-James run.

The Buffs, though, quickly responded, putting together back-to-back scoring drives to take a 23-7 lead. The first was a 12-play, 87-yard march, capped by a 7-yard Montez toss to Shay Fields, but a blocked PAT left CU with a 16-7 lead. Following an Oregon punt, CU struck quickly, going 63 yards in just four plays. A 61-yard Montez pass to Devin Ross put the Buffs at the Oregon 5, and two plays later, Montez dove over from the 3-yard line and Graham's PAT gave CU a 23-7 lead.

But Oregon answered with a touchdown and field goal, sandwiched around a CU drive that stalled in Ducks territory after a failed fourth-down try. The Ducks kept their touchdown drive alive with a 29-yard run on a fake punt, then scored on a 25-yard pass from Dakota Prukop to Darren Carrington Jr.

Colorado closed the half with a field goal to take a 26-17 lead into the locker room at intermission, then opened the third quarter with a 75-yard scoring drive. Montez hit Ross with a 48-yard scoring pass that was initially ruled incomplete but ruled a touchdown by replay and CU led 33-17 just two minutes into the third quarter.

TURNING POINT: This one had no turning point until the end. Montez's touchdown to Bobo and Witherspoon's interception were both plays that made the win possible.

COLORADO	16	10	7	8	-	41
Oregon	7	10	21	0	-	38

SCORING	Score	Time	Qtr
COLORADO — Lindsay 1 run (Graham kick)	7- 0	11:16	1Q
COLORADO — Graham 24 FG	10- 0	6:35	1Q
Oregon — Griffin 1 run (Schneider kick)	10- 7	5:16	1Q
COLORADO — Fields 7 pass from Montez (Graham kick)	16- 7	0:08	1Q
COLORADO — Montez 3 run (Graham kick)	23- 7	11:58	2Q
Oregon — Carrington 25 pass from Prukop (Schneider kick)	23-14	10:18	2Q
Oregon — Schneider 41 FG	23-17	2:31	2Q
COLORADO — Graham 33 FG	26-17	0:00	2Q
COLORADO — Ross 48 pass from Montez (Graham kick)	33-17	12:59	3Q
Oregon — Brooks-James 1 run (Schneider kick)	33-24	7:02	3Q
Oregon — Benoit 3 run (Schneider kick)	33-31	1:52	3Q
Oregon — Carrington 18 pass from Prukop (Schneider kick)	33-38	0:54	3Q
COLORADO — Bobo 31 pass from Montez (Bobo pass from Montez)	41-38	8:43	4Q

Attendance: 53,974 **Time:** 3:32
Weather (68°): mostly sunny, 40% humidity, 4 mph winds from the northwest

TEAM STATISTICS	COLORADO	OREGON
First Downs.....	32	24
Third Down Efficiency (Fourth).....	6-12 (0-1)	6-15 (2-2)
Rushes—Net Yards	52-260	45-215
Passing Yards	333	293
Passes (Att-Comp-Int).....	32-23-2	33-22-1
Total Offense	593	508
Return Yards	12	40
Punts: No-Average.....	3-40.3	6-38.5
Fumbles: No-Lost.....	1-0	0-0
Penalties/Yards	5/47	8/75
Quarterback Sacks—Yards.....	3-24	3-21
Time of Possession	33:26	26:34
Drives/Average Field Position	14/C24	13/O30
Red Zone: Scores-Attempts (Points).....	5-5 (27)	4-5 (28)

INDIVIDUAL STATISTICS

Rushing—Colorado: Montez 21-135, Lindsay 15-72, Evans 10-61, MacIntyre 1-3, Lee 2-minus 2, Team 3-minus 9. **Oregon:** Brooks-James 16-120, Benoit 13-49, Mattingly 1-29, Griffin 9-27, Prukop 6-minus 10.

Passing—Colorado: Montez 32-23-2, 333, 3 td. **Oregon:** Prukop 33-22-1, 293, 2 td.

Receiving—Colorado: Ross 7-153, Bobo 5-72, Fields 5-35, Lindsay 3-31, MacIntyre 2-21, Evans 1-21. **Oregon:** Stanford 6-95, Nelson 5-85, Carrington 5-68, Griffin 2-23, Benoit 2-14, Baylis 2-8.

Punting—Colorado: Kinney 3-40.3 (42 long, 1 In20). **Oregon:** Wheeler 6-38.5 (48 long, 2 In20).

Punt Returns—Colorado: Oliver 1-12. **Oregon:** none. **Kickoff Returns—Colorado:** Julmisse 1-8. **Oregon:** Nelson 5-97.

Tackle Leaders—Colorado: Olugbode 7,6—13; Gamboa 4,8—12; Thompson 4,6—10; Laguda 6,2—8; Carrell 5,2—7; Kafovalu 5,2—7; Tupou 5,2—7; Gillam 2,4—6; Witherspoon 3,2—5; Awuzie 3,1—4; Moeller 2,1—3; Jackson 2,0—2; Oliver 2,0—2. **Oregon:** Dye 6,4—10; Hotchkins 4,5—9; Schooler 5,3—8; Ragin 4,3—7; Maloata 3,3—6; Apelu 4,1—5.

Quarterback Sacks—Colorado: Carrell 1½-13, Kafovalu 1-7, Gilbert ½-4. **Oregon:** Dye 1-9, McDowell 1-9, Hotchkins ½-2, Maloata ½-1.

Interceptions—Colorado: Witherspoon 1-0. **Oregon:** Schooler 1-36, Dye 1-4.

Passes Broken Up—Colorado: Thompson 3, Gamboa, Laguda, Moeller, Witherspoon. **Oregon:** Daniels, McDowell, Robinson.

GAME NOTES

Colorado extended the nation's fifth-longest PAT made streak to **156** before Oregon blocked the Buffs' second attempt of the game (the 156 was a school record; the streak dated back to Nov. 26, 2011) ... Colorado improved to **80-41-2** all-time in conference openers (**2-4** in the Pac-12 — both wins on the road;) ... CU ended a 6-game losing streak against the Ducks; Oregon now leads the series, 12-9 (5-3 in Eugene) ... Colorado has come out of the gate strong all four games: CU has outscored the opponent **72-14** with an **815-197** edge in total offense in the four first quarters combined ... The Buffs ran plays in Oregon territory on each of their first eight drives before going 3-and-out on the ninth drive ... CU was **17-of-31** on second down conversions (54.8 percent), 5-of-5 with 1-to-4 yards to go ... Colorado is now **51-9** all-time when rushing (260 today) and passing (333) for 200-plus yards in both ... The **593** yards are the most CU has ever gained in 21 games against the Ducks and is actually the first time a Colorado team has gained over 400 ... **CB Ahkello Witherspoon's** game-saving interception extended CU's nation's-best streak of forcing at least one turnover to **17** games ... This was the fewest points Oregon has scored against CU as a member of the Pac-12, and the fewest since the 2002 Fiesta Bowl (a 38-16 UO win).

COLORADO 47, OREGON STATE 6

OCTOBER 1, 2016

FOLSOM FIELD, BOULDER

BOULDER – With Steven Montez throwing and Shay Fields catching, the Colorado Buffaloes scored 20 unanswered first-half points and zipped past Oregon State 47-6 on a sunny Saturday afternoon at Folsom Field.

Montez and Fields hooked up for three first-half touchdowns, enabling Fields to tie the school record for TD receptions in a game (three) with three other players and the Buffs to remain unbeaten (2-0) in the Pac-12 Conference (4-1 overall).

Montez, a redshirt freshman making his second college start at quarterback in place of injured senior Sefo Liufau (ankle), followed his winning starting debut at Oregon with another solid afternoon. He accounted for 321 yards in total offense (293 passing, 28 rushing in three quarters against the Beavers (0-1, 1-3) to help CU to back-to-back conference wins for the first time since 2010.

For the first time this season, the Buffs trailed in the first quarter as OSU took a 3-0 lead on a 32-yard Garrett Owens field goal.

The Buffs came back in a hurry as Montez and Fields connected for scores on CU's next three possessions. The first was a 51-yarder that found Fields at least five steps behind the Beavers secondary, the second a 33-yarder that saw Fields equally uncovered. The Buffs led 13-3 after the first quarter, bumping their first-quarter scoring edge to 85-17 for the season.

After CU defensive end Jimmie Gilbert (two sacks on the day) forced a fumble by OSU QB Darrel Garretson and a subsequent 20-yard loss on the Beavers' first possession of the second quarter, the Buffs took over on their own 13-yard line.

Five plays into that drive, Montez hit Fields with a short pass near the right sideline and the CU junior then raced 63 yards to the end zone. Freshman Davis Price –

called on after Chris Graham's initial PAT was blocked – kicked the Buffs ahead 20-3 with 11:32 left before halftime.

Owens got the Beavers another three points with a 40-yard field goal (20-6), but the Buffs wasted no time answering. After a 33-yard kickoff return by freshman Tony Julmisse, CU marched 66 yards in 11 plays, capping the drive with a 1-yard walk-in TD by Phillip Lindsay on fourth down.

Price's PAT pushed CU ahead 27-6 with just under 5 minutes left before halftime. The Beavers were slowly, efficiently being buried, and for good measure the Buffs positioned Price for a 54-yard field goal with 50 seconds left in the half. It was the freshman's first field try as a collegian, and he delivered with the longest FG by a freshman in CU history.

Nine seconds later a hit by CU linebacker Kenneth Olugbode helped Rick Gamboa collect the first interception of his career, which Gamboa returned 20 yards for the first touchdown of his career. Colorado took a 37-6 lead at intermission.

After a Tedric Thompson interception midway through the third quarter, Price added his second field of the afternoon – a 22-yarder that increased CU's lead to 40-3 with 4:38 left in the quarter.

Although OSU managed another field goal, the Buffs' defense kept the Beavers out of the end zone, the first time in 11 years Colorado had held a conference opponent without a touchdown. Colorado also added one more touchdown to provide the final margin of victory.

The victory boosted the Buffs back into the national polls, with CU at No. 21 in the AP poll and No. 23 in the coaches' poll when the voting was announced Sunday.

Oregon State	3	3	0	0	–	6
COLORADO	13	24	3	7	–	47

SCORING	Score	Time	Qtr
Oregon State— Owens 32 FG	0- 3	8:15	1Q
COLORADO — Fields 51 pass from Montez (kick blocked)	6- 3	6:09	1Q
COLORADO — Fields 33 pass from Montez (Price kick)	13- 3	1:00	1Q
COLORADO — Fields 63 pass from Montez (Price kick)	20- 3	11:32	2Q
Oregon State — Owens 40 FG	20- 6	9:27	2Q
COLORADO — Lindsay 1 run (Price kick)	27- 6	4:45	2Q
COLORADO — Price 54 FG	30- 6	0:50	2Q
COLORADO — Gamboa 20 interception return (Price kick)	37- 6	0:41	3Q
COLORADO — Price 22 FG	40- 6	4:38	3Q
COLORADO — Adkins 1 run (Price kick)	47- 6	10:18	4Q

TEAM STATISTICS	COLORADO	OREGON ST.
First Downs.....	26	14
Third Down Efficiency (Fourth).....	9-17 (1-1)	5-16 (0-0)
Rushes—Net Yards	54-247	34-126
Passing Yards	316	100
Passes (Att-Comp-Int).....	30-21-0	32-13-2
Total Offense.....	563	226
Return Yards	36	29
Punts: No-Average.....	5-44.4	8-44.6
Fumbles: No-Lost.....	0-0	4-0
Penalties/Yards	5/55	5/31
Quarterback Sacks—Yards.....	4-33	0-0
Time of Possession	32:28	27:32
Drives/Average Field Position	12/C24	14/OS28
Red Zone: Scores-Attempts (Points).....	3-3 (17)	1-1 (3)

Attendance: 46,839 **Time:** 3:18
Weather (77°): sunny skies, 21% humidity, 6 mph winds from the east

INDIVIDUAL STATISTICS

Rushing—Colorado: Lindsay 16-90, Evans 15-43, Adkins 7-31, Montez 4-28, Gehrke 1-23, Lee 7-15. Bisharat 3-9, Ross 1-8. **Oregon State:** Pierce 8-61, Nall 9-35, Bolden 1-10, Garretson 7-8, Cook 2-7, Lucas 1-3, Blount 6-2.

Passing—Colorado: Montez 27-19-0, 293, 3 td; Gehrke 3-2-0, 23. **Oregon State:** Garretson 16-5-0, 55, 0 td; Blount 16-8-2, 45, 0 td.

Receiving—Colorado: Fields 7-169, Bobo 4-20, Evans 3-37, MacIntyre 2-32, Lindsay 2-28, Lee 1-13, Ross 1-9, Keeney 1-8. **Oregon State:** Collins 5-56, Bolden 2-13, Pierce 2-11, Hernandez 1-9, Ortiz 1-5, Jarmon 1-5, Nall 1-1.

Punting—Colorado: Kinney 5-44.4 (57 long, 1 In20). **Oregon State:** Porebski 8-44.6 (66 long, 4 In20).

Punt Returns—Colorado: MacIntyre 2-15, Oliver 1-11. **Oregon State:** Dockery 1-16, Bolden 2-13.

Kickoff Returns—Colorado: Julmisse 1-33. **Oregon State:** Bolden 2-45, Bailey 1-35, Pierce 1-32, Bradford 1-15.

Tackle Leaders—Colorado: Olugbode 8,4—12; Gilbert 7,0—7; Gillam 4,3—7; Carrell 3,1—4; Franke 3,1—4; Jackson 3,1—4; Laguda 3,1—4; Kafovalu 2,2—4; D.Lewis 3,0—3; Thompson 2,1—3; Severson 2,1—3; Thompson 2,1—3; Gamboa 1,2—3. **Oregon State:** Decoud 8,0—8; Hungalu 7,0—7; Arnold 6,1—7; Saulo 6,1—7; Willis 6,1—7; Ugwoegbu 4,3—7.

Quarterback Sacks—Colorado: Gilbert 2-26, D.Lewis 1-6, Tupou 1½-1, Kafovalu ½-0. **Oregon State:** none.

Interceptions—Colorado: Gamboa 1-20, Thompson 1-0. **Oregon State:** none.

Passes Broken Up—Colorado: Oliver 2, Awuzie, Gamboa, Gillam, Hasselbach, Witherspoon. **Oregon State:** Chappell, Crawford, Ugwoegbu.

GAME NOTES

Colorado improved to 4-1 for the first time since the 2005 season and 2-0 in league play for the first time since 2007 ... The attendance (46,839) was the largest in four seasons and the largest for Family Weekend since 2011 (CU is now 18-7 in Family Weekend games) ... CU dressed 75 players for the game, 68 played ... The 41-point win was CU's largest in a league game since Oct. 24, 1992, when the Buffs beat Kansas State 54-7 in Boulder ... CU was 14-of-31 on second down conversions, meaning the Buffs were 31-of-62 against the Oregon schools (17-of-31 versus the Ducks the previous last week) ... Colorado is now 52-9 all-time when rushing (247 today) and passing (316) for 200-plus yards in both: 4-0 this year ... The Buffs gained over 500 yards for the fourth time in five games this season (563 today), doing that last in 1994 ... The 6 points allowed by CU was the fewest in a Pac-12 game (47 total); previous low was 13 by OSU last year; and also first time CU has not allowed a TD in a Pac-12 contest ... The last time CU held a league opponent without a TD was 11 years ago to the day: Oct. 1, 2005 in a 34-0 win at Oklahoma State ... The Buff defense cranked it up when the Beavers hit midfield; OSU ran 30 plays in plus territory for 51 yards ... **WR Shay Fields (7-169, 3 TD, 5 FDE)** became just the fourth Buffalo to have three touchdowns receiving in a game, but the first to have three in a single half ... **PK Davis Price (5-5 PAT, 2-2 FG, 11 points)** had his first career placekicks, and in the process, set CU records for the longest field goal made by a freshman as well as the longest for a first-career make (54 yards).

SOUTHERN CALIFORNIA 21, COLORADO 17

OCTOBER 8, 2016

LOS ANGELES COLISEUM

LOS ANGELES — After falling behind 14-0 in the first half, the No. 21 Colorado Buffaloes rallied to tie the game at 14-14 in the fourth quarter before finally falling to USC, 21-17, at the Los Angeles Coliseum.

Colorado forced four turnovers in the game, but could only manage to convert one into a score. CU dropped to 4-2 overall (2-1 Pac-12) while USC improved to 3-3, 2-2. The loss also dropped CU to 0-11 against the Trojans all time.

USC broke the tie midway through the fourth quarter by going 70 yards in six plays for the winning score, getting a 7-yard pass from Sam Darnold to Tyler Petite.

The Buffs had battled back from a 14-0 halftime deficit, tying the game with 10:20 to go in the game on a 10-yard Steven Montez scoring pass to Bryce Bobo.

Earlier in the half, Bobo helped the Buffs cut into USC's lead by throwing a 67-yard touchdown pass to Phillip Lindsay after taking a lateral from Montez.

Colorado's defense was stellar for most of the second half. The Buffs forced three second-half turnovers — two fumbles and an interception — and Colorado converted one of them into a touchdown. Afolabi Laguda and Jordan Carrell had fumble recoveries for the Buffs and Kenneth Olugbode had the interception.

The Buffs finally broke onto the scoreboard early in the third quarter. Following Carrell's fumble recovery, created by an Addison Gillam sack of Darnold, the Buffs needed one play to score on Bobo's pass to Lindsay.

CU's defense continued to hold and early in the fourth quarter, after the Buffs forced a second straight USC punt, Colorado finally put together its first sustained scoring drive of the game, going 84 yards in eight plays for the tying score. Montez helped keep the drive alive with an 11-yard throw to Kabion Ento on third-and-6

before Lindsay rumbled 37 yards to the USC 11. Three plays later, Montez found Bobo in the end zone for a 10-yard scoring pass and Davis Price's PAT tied the game at 14-14.

The Trojans, however, responded to regain the lead on Darnold's third touchdown pass of the game. Colorado quickly answered with a drive inside USC territory that produced a 42-yard Price field goal, but that finished the scoring for the game as USC managed to drive into CU territory and run out the clock on its next possession.

After outscoring opponents 85-17 in the first quarter and 164-47 in the first half this season, the Buffs were held scoreless in the first 30 minutes. The Trojans, meanwhile, put together a pair of long scoring drives, going 80 yards in nine plays for their first touchdown, then adding a 13-play, 92-yard drive for the 14-0 lead.

The Buffs had dodged a bullet on USC's first possession by forcing a Darnold fumble near the goal line with Ahkello Witherspoon recovering it in the end zone.

CU never mustered much of an offensive threat in the opening 30 minutes as the Buffs' high-powered offense never found a rhythm. Colorado also produced some self-inflicted wounds, including a pair of penalties that stifled the Buffs' deepest penetration into USC territory. Just after reaching the Trojan 34, the Buffs committed two penalties on three snaps, setting them back to their side of the 50.

Montez, who was starting his third straight game for the Buffs, was injured on CU's last possession of the half. Senior Sefo Liufau replaced Montez and moved the Buffs into Trojan territory before the drive stalled.

Montez returned for the second half and finished the game.

COLORADO	0	0	7	10	-	17
Southern California	7	7	0	7	-	21

SCORING	Score	Time	Qtr
USC— Imatorbhebhe 32 pass from Darnold (Boormeester kick)	0-7	3:31	1Q
USC— Petite 11 pass from Darnold (Boormeester kick)	0-14	3:40	2Q
COLORADO — Lindsay 67 pass from Bobo (Price kick)	7-14	11:23	3Q
COLORADO — Bobo 10 pass from Montez (Price kick)	14-14	10:20	4Q
USC— Petite 7 pass from Darnold (Boormeester kick)	14-21	8:28	4Q
COLORADO — Price 42 FG	17-21	4:49	4Q

TEAM STATISTICS	COLORADO	USC
First Downs.....	20	28
Third Down Efficiency (Fourth).....	6-17 (1-2)	7-14 (1-2)
Rushes—Net Yards	29-96	43-190
Passing Yards	275	358
Passes (Att-Comp-Int).....	44-28-1	37-25-1
Total Offense.....	371	548
Return Yards	37	50
Punts: No-Average.....	7-42.1	3-39.3
Fumbles: No-Lost.....	0-0	4-3
Penalties/Yards	5/26	2/22
Quarterback Sacks—Yards.....	1-11	4-28
Time of Possession	27:42	32:18
Drives/Average Field Position	12/C26	12/SC29
Red Zone: Scores-Attempts (Points).....	1-1 (7)	3-3 (21)

Attendance: 68,302 **Time:** 3:17
Weather (90°): scattered clouds, 35% humidity, calm winds

INDIVIDUAL STATISTICS

Rushing—Colorado: Lindsay 11-57, Montez 13-25, Julmisse 1-10, Evans 1-2, Liufau 3-2. **USC:** Davis 13-92, Jones 10-56, Ware 8-25, Darnold 8-22, Team 4-minus 5.
Passing—Colorado: Montez 40-25-1, 197, 1 td; Liufau 3-2-0, 11; Bobo 1-1-0, 67, 1 td. **USC:** Darnold 37-25-1, 358, 3 td.
Receiving—Colorado: Bobo 10-83, Lindsay 6-105, Ross 6-48, Fields 4-32, Ento 1-11, Lee 1-minus 4. **USC:** Mitchell 6-63, Smith-Schuster 5-113, Burnett 5-34, Rogers 4-76, Imatorbhebhe 2-45, Petite 2-18, Jones 1-9.
Punting—Colorado: Kinney 7-42.1 (47 long, 2 In20). **USC:** Tilbey 3-39.3 (44 long, 2 In20).
Punt Returns—Colorado: MacIntyre 1-14. **USC:** Jackson 4-50.
Kickoff Returns—Colorado: Julmisse 1-21. **USC:** Jackson 1-38.
Tackle Leaders—Colorado: Thompson 7,5—12; Laguda 8,3—11; Olugbode 6,3—9; Gamboa 6,2—8; Carrell 4,3—7; Tupou 2,4—6; Gillam 4,1—5; Moeller 3,2—5; Gilbert 3,1—4; Kafovalu 0,4—4; Awuzie 3,0—3; Oliver 2,1—3; Fisher 1,2—3. **USC:** Nwosu 5,5—10; Marshall 7,2—9; Green 2,5—7; Jackson 4,2—6; Hutchings 2,4—6; Lockett 4,1—5; Gustin 4,1—5.
Quarterback Sacks—Colorado: Gillam 1-11. **USC:** Dorton 1-15, Smith 1-6, Nwosu 1-2, Hutchings ½-3; Green ½-2.
Interceptions—Colorado: Olugbode 1-14. **USC:** Jackson 1-0.
Passes Broken Up—Colorado: Gilbert, Oliver, Thompson, Witherspoon. **USC:** Marshall 3, Nwosu 2, Gustin, Lockett.

GAME NOTES

USC now leads the all-time series by an **11-0** count, though the last two games have gone down to the wire and were decided by a total of 7 points ... The Buffs had won all five coin tosses this season prior to USC winning ... The 90-degree temperature at kickoff tied for the 11th warmest in school history (sixth at 90°); CU is **7-9** when the temp is 90-plus at kickoff ... Colorado is now **0-2** when wearing its silver-white-silver combination look ... This was the first game as a head coach that **Mike MacIntyre** coached with his team ranked (80 games total) ... USC led for **46:39**; the Buffs had trailed for all of 39:04 in their first five games; this was the first time this year CU did not own a lead in a game ... CU is now **2-20-1** all-time in the state of California, dropping the last 10 games ... Colorado had not allowed a touchdown in five straight quarters until USC scored one in the first quarter; the last time CU did not allow a TD in five straight was in 2012 ... USC was the first team to slow down the Buffs out of the gate this season, the only school to keep CU from scoring in the first quarter and the first half. The Trojans were the first to hold CU under 161 yards in the first quarter (70) and under 232 in the first half (127) ... By forcing four USC turnover, CU extended its nation's-best streak of forcing at least one turnover to **19** straight games ... **TB Phillip Lindsay** was the first Buff running back to have 100 yards receiving in a game since **TB Cortlen Johnson** did so at Iowa State on Nov. 10, 2001 (both had identical stats: 6-105 with a TD).

COLORADO 40, ARIZONA STATE 16

OCTOBER 15, 2016

FOLSOM FIELD, BOULDER

BOULDER – The Colorado Buffaloes parlayed the return of senior quarterback Sefo Liufau with a punishing ground game and buried No. 24 Arizona State, 40-16, at Folsom Field.

Beating the Sun Devils for the first time in eight tries, the Buffs (5-2, 3-1) remained tied with Utah (6-1, 3-1) in the Pac-12 Conference's South Division.

Liufau, out for all but two series in the previous three games with an ankle injury, completed 23 of his 31 passes for 265 yards. But it was CU's ground game – led by Phillip Lindsay's 29 carries for 219 yards and three touchdowns – that overran ASU (5-2, 2-2). The Sun Devils had entered the game with a Pac-12 leading rush defense, giving up just 89.3 yards per game.

Lindsay's 200-plus yard rushing game was the first by a Buff since Chris Brown's 211-yard effort against Missouri in 2002.

The Buffs celebrated Liufau's return by immediately kicking their offense into gear. They scored on their first possession, marching 81 yards in 10 plays and taking a 7-0 lead on Kyle Evans' 16-yard run and Davis Price's PAT.

Liufau gave a hint of his accuracy on the drive, completing all three of his pass attempts, and he completed his first nine of the night. Wide receiver Bryce Bobo finished the half with five receptions for 105 yards – his first career 100-yard receiving game.

The Buffs and Sun Devils went back and forth, battling to 7-7 and 10-10 ties until Liufau engineered a pair of scoring drives that covered 75 and 56 yards and opened a 23-10 halftime lead for CU.

Liufau's 3-yard keeper produced the first of those two TDs and Lindsay's 13-yard run accounted for the second. Price kicked a 20-yard field goal on the fourth play of the

second quarter – his fourth of the season in as many attempts – and added two of three extra points. His first missed PAT of the season caromed off the right upright following Lindsay's TD run.

ASU's 10 first-half points came on a 5-yard Manny Wilkins to Kody Kohl pass and a 51-yard field goal by Zane Gonzalez.

CU's defense limited the Sun Devils to 50 rushing yards and 149 passing yards (199 total offense) for the game and held the visitors to 3-of-18 third-down conversions. Colorado also finished with a commanding 27-7 edge in first downs.

CU opened the second half with something a few decibels beyond a bang – a 75-yard TD run by Lindsay on the first play from scrimmage. Lindsay's score and Price's PAT pushed the Buffs in front 30-10.

The Sun Devils cut the lead to 30-13 on a 50-yard field goal by Gonzalez. After Price's first missed field goal of the season – a 26-yarder that drifted wide right – the Buffs got the ball back on Afolabi Laguda's interception, the first of his career. That gave CU possession at its own 20, and the Buffs converted it into a 32-yard field by Chris Graham that increased CU's lead to 33-13.

Gonzalez nailed a 59-yard field goal to bring ASU to within 33-16 midway through the fourth before Liufau and the Buffs put together an 8-play, 47-yard scoring drive, capped by Lindsay's 4-yard run with 40 seconds remaining, to finish the scoring.

ASU's 199 total yards was the lowest total by ASU in the Todd Graham era, and the lowest total by a CU conference foe since Kansas State managed just 196 in 2001.

Laguda's interception also pushed CU's streak of games with at least one defensive takeaway to a nation-leading 20, and Colorado's 580 total yards marked the fifth time the Buffs surpassed the 500-yard mark this season.

Arizona State	7	3	3	3	–	16
COLORADO	7	16	10	7	–	40

SCORING	Score	Time	Qtr
COLORADO — Evans 16 run (Price kick)	7- 0	11:16	1Q
Arizona State — Kohl 5 pass from Wilkins (Gonzalez kick)	7- 7	2:48	1Q
COLORADO — Price 20 FG	10- 7	12:54	2Q
Arizona State — Gonzalez 51 FG	10-10	10:57	2Q
COLORADO — Liufau 3 run (Price kick)	17-10	9:11	2Q
COLORADO — Lindsay 13 run (kick failed)	23-10	4:47	2Q
COLORADO — Lindsay 75 run (Price kick)	30-10	14:48	3Q
Arizona State — Gonzalez 50 FG	30-13	10:50	3Q
COLORADO — Graham 36 FG	33-13	1:50	3Q
Arizona State — Gonzalez 59 FG	33-16	8:54	4Q
COLORADO — Lindsay 4 run (Graham kick)	40-16	0:40	4Q

TEAM STATISTICS	COLORADO	ARIZONA STATE
First Downs.....	27	7
Third Down Efficiency (Fourth).....	8-17 (0-0)	3-18 (0-1)
Rushes—Net Yards	52-315	28-50
Passing Yards	265	149
Passes (Att-Comp-Int).....	32-23-0	35-13-1
Total Offense.....	580	199
Return Yards	16	35
Punts: No-Average.....	6-44.3	10-52.1
Fumbles: No-Lost.....	2-2	2-0
Penalties/Yards	3/20	2/20
Quarterback Sacks—Yards.....	5-43	1-4
Time of Possession	33:36	26:24
Drives/Average Field Position	15/C25	17/AS32
Red Zone: Scores-Attempts (Points).....	6-7 (33)	1-1 (7)

Attendance: 48,588 **Time:** 3:14
Weather (79°): mostly clear, 17% humidity, winds from the east at 5 mph

INDIVIDUAL STATISTICS

Rushing—Colorado: Lindsay 26-219, Evans 11-59, Liufau 14-38, Team 1-minus 1. **Arizona State:** Richard 10-59, Ballage 7-14, Ralston 2-8, Wilkins 9-minus 31.
Passing—Colorado: Liufau 31-23-0, 265, 0 td; MacIntyre 1-0-0, 0. **Arizona State:** Wilkins 35-13-1, 149, 1 td.
Receiving—Colorado: Bobo 6-110, Ross 6-46, MacIntyre 4-37, Lindsay 4-20, Fields 2-20, Evans 1-32. **Arizona State:** White 5-97, Harry 3-13, Richard 1-14, Smith 1-13, Kohl 1-5, Jenkins 1-4, Ballage 1-3.
Punting—Colorado: Kinney 6-44.3 (47 long, 0 In20). **Arizona State:** Haack 10-52.1 (76 long, 2 In20, 3 TB).
Punt Returns—Colorado: MacIntyre 4-16. **Arizona State:** White 5-35.
Kickoff Returns—Colorado: none. **Arizona State:** White 2-38, Ballage 1-28.
Tackle Leaders—Colorado: Olugbode 7,3—10; Gilbert 3,4—7; Moeller 3,2—5; Gillam 2,3—5; Thompson 2,2—4; Awuzie 3,0—3; Carrell 2,1—3; Gamboa 1,2—3; Laguda 1,2—3; Howard 2,0—2; Kafovalu 1,1—2; Tupou 1,1—2; Jackson 0,1—1. **Arizona State:** Ball 10,0—10; Moeakiola 9,1—10; Fiso 8,1—9; Orr 6,0—6; Latu 5,0—5; Calhoun 5,0—5; Perry 4,0—4.
Quarterback Sacks—Colorado: Gilbert 2-22, Gillam 1-9, Awuzie 1-8, Olugbode 1-4. **Arizona State:** Latu 1-4.
Interceptions—Colorado: Laguda 1-0. **Arizona State:** none.
Passes Broken Up—Colorado: Awuzie 2, Oliver 2, Witherspoon 2, Laguda 1. **Arizona State:** Orr.

GAME NOTES

Colorado is both 5-2 overall and 3-1 in league play for the first time since the 2005 season and improved to 62-35-5 in Homecoming games ... This was CU's 398th all-time victory at home (306th at Folsom Field) ... Zane Gonzalez' 59-yard field goal was the second-longest in Folsom Field history; CU's Mason Crosby owns the longest (60 yards vs. Iowa State in 2004) ... In the last seven quarters in Boulder, CU has outgained ASU by 1,103-403 ... Colorado is now 4-0 in games against schools that were ranked in the coaches' poll but not in the Associated Press one ... Colorado and the National Football Foundation honored Herb Orvis in the first quarter as he will become the seventh CU player (and eighth associated with the school) to be inducted into the College Football Hall of Fame. Orvis, a defensive end, played at CU from 1969-71; NFF CEO and CU grad Steve Hatchell and '93 Buffalo inductee Dick Anderson (class of '67) participated in the ceremony ... Colorado rushed for 315 yards; the Buffs had 703 total in the first seven games in the series ... CU is now 28-10 in games with a 100-yard rusher and receiver; it was just the third 200/100 game (3-0) ... ASU was 0-of-14 on second down before converting its first time early in the fourth quarter; it finished the game 1-of-20 ... ASU ran 23 plays in CU territory for a net 19 yards.

COLORADO 10, STANFORD 5

OCTOBER 22, 2016

STANFORD STADIUM, PALO ALTO

PALO ALTO – Colorado's defense put forth a game for the ages, holding Stanford's offense to just three points as the Buffaloes punched out a 10-5 win over the Cardinal to become bowl eligible for the first time since 2007.

The Buffs, who produced four defensive takeaways, improved their record to 6-2 overall and 4-1 in Pac-12 play, matching their largest win total since 2007.

Stanford struck first with a 66-yard drive that produced a field goal with 2:33 left in the first half. Christian McCaffrey carried six times for 29 yards on the drive and Stanford converted two third downs on the march. CU finally held when Chidobe Awuzie forced an incompletion on third down and Stanford settled for a 3-0 lead — the only offensive points Stanford produced all afternoon.

Following punts from both teams, Colorado answered with a sustained scoring drive. The Buffs went 73 yards in nine plays, with Phillip Lindsay carrying three times for 23 yards, including a 19-yard burst. Sefo Liufau completed three passes for 36 yards on the drive, including a 15-yard scoring toss to Shay Fields. Chris Graham's PAT gave CU a 7-3 lead with 11:59 to go in the first half.

Lindsay proved to be an effective weapon for the Buffs all day. The CU junior outrushed his Stanford counterpart, finishing with 131 yards on 12 carries, compared to McCaffrey's 92 yards on 11 carries.

After its first touchdown, CU missed an opportunity for more points on its next possession. The defense forced its third Stanford three-and-out of the half and Colorado drove from its own 12 to the Stanford 22 before the drive stalled. The Buffs came away with no points when Graham, subbing for an ill Davis Price, was wide left on a 42-yard field goal try.

The Buffs' kicking woes struck again — twice — in the third quarter.

On their first possession of the second half, CU took the opening kick and drove inside the Stanford 5. But on second-and-goal from the 3, Liufau was sacked and Liufau threw incomplete on third down. Graham then attempted a 28-yard field goal and was again wide right and the score remained 7-3.

CU's defense then held Stanford on fourth down in CU territory, and the Buffs again drove to the Stanford 5-yard line. But a 5-yard touchdown pass from Liufau to Bryce Bobo was nullified by a pass interference penalty. Three plays later, the Buffs then sent punter Alex Kinney on to try a 31-yard field goal — and it was wide right and the score remained 7-3 with 2:48 left in the third quarter.

After back-to-back three-and-outs, Stanford finally mustered a long drive, aided by a pair of penalties. The Cardinal moved from its own 34 to CU's 4-yard line. But on first-and-goal, Stanford's Ryan Burns fumbled the snap and CU's Kenneth Olugbode recovered. CU drove to its own 36 before stalling and a Kinney punt put the Cardinal at the Stanford 5-yard line with 8:36 to go.

CU's Tedric Thompson then recorded his second interception of the game and his 30-yard return gave the Buffs the ball on the Stanford 20. Colorado marched to the Stanford 5-yard line and the Buffs finally were successful on a field goal attempt as Graham was good from 23 yards out to give the Buffs a 10-3 lead.

Isaiah Oliver ended Stanford's final threat with an interception with 1:37 left. The Buffaloes, with not quite enough time to run out the clock, had to take a safety with :04 left, but the strategy worked perfectly after Graham's squib kick left Stanford only one desperation play from 82-yards out as time ran out.

COLORADO	0	7	0	3	-	10
Stanford	3	0	0	2	-	5

SCORING	Score	Time	Qtr
Stanford — Ukropina 26 FG	0- 3	2:33	1Q
COLORADO — Fields 15 pass from Liufau (Graham kick)	7- 3	11:59	2Q
COLORADO — Graham 23 FG	10- 3	2:13	4Q
Stanford — Safety, Liufau ran out of back of end zone	10- 5	0:04	4Q

TEAM STATISTICS	COLORADO	STANFORD
First Downs.....	23	15
Third Down Efficiency (Fourth).....	5-16 (1-2)	5-14 (0-1)
Rushes—Net Yards	49-224	33-93
Passing Yards	135	170
Passes (Att-Comp-Int).....	25-12-0	29-16-3
Total Offense.....	359	263
Return Yards	37	- 4
Punts: No-Average.....	5-42.0	5-50.6
Fumbles: No-Lost.....	0-0	2-1
Penalties/Yards	6/60	7/60
Quarterback Sacks—Yards.....	3-28	5-29
Time of Possession	26:58	33:02
Drives/Average Field Position	12/C25	12/S24
Red Zone: Scores-Attempts (Points).....	2-4 (10)	1-2 (3)

Attendance: 44,535 **Time:** 2:58
Weather (61°): mostly clear, 26% humidity, calm winds (1 mph)

INDIVIDUAL STATISTICS

Rushing—Colorado: Lindsay 12-131, Evans 14-60, Liufau 17-38, Fields 1-12, Team 5-minus 17. **Stanford:** McCaffrey 21-92, Love 3-24, Chryst 3-6, Burns 5-minus 27, Team 1-minus 2.
Passing—Colorado: Liufau 25-12-0, 135, 1 td. **Stanford:** Burns 29-16-3, 170, 0 td.
Receiving—Colorado: Fields 4-51, Ross 4-33, Bobo 2-27, Walker 1-13, Lindsay 1-11. **Stanford:** Irwin 7-88, Rector 4-36, McCaffrey 2-26, Schultz 2-15, Love1-5.
Punting—Colorado: Kinney 5-42.0 (59 long, 2 In20). **Stanford:** Bailey 5-50.6 (61 long, 2 In20).
Punt Returns—Colorado: Oliver 2-7. **Stanford:** McCaffrey 1-minus 4.
Kickoff Returns—Colorado: Julmisse 1-17. **Stanford:** Alexander 1-17.
Tackle Leaders—Colorado: Olugbode 10,8—18; Thompson 4,8—12, Laguda 6,2—8; Gamboa 2,5—7; Awuzie 3,3—6; Gilbert 4,1—5; Gillam 2,3—5; Tupou 2,3—5; Carrell 2,2—4; Moeller 0,4—4; Oliver 3,0—3; Coleman 1,1—2; Kafovalu 1,1—2. **Stanford:** Alfieri 3,5—8; Thomas 4,3—7; Lloyd 3,4—7; Reid 3,3—6; Hoffpauir 5,0—5; Phillips 1,4—5.
Quarterback Sacks—Colorado: Carrell 1-7, Coleman ½-6, Falo ½-6; Tupou ½-5; Gilbert ½-4. **Stanford:** Alfieri 1½-10, Thomas 1½-6, Perez 1-7, Phillips ½-3, Kalambayi ½-3.
Interceptions—Colorado: Thompson 2-30, Oliver 1-0. **Stanford:** none.
Passes Broken Up—Colorado: Awuzie 2, Witherspoon 2. **Stanford:** Alfieri, Holder.

GAME NOTES

Colorado improved to 6-2 overall and 4-1 in league play for the first time since the 2005 season (when CU opened 7-2 and 5-1, respectively, in the Big 12); the Buffs also became bowl-eligible for the first time since 2007 (Independence Bowl) ... Colorado took its first lead in the series (7-3 early in the second quarter) since holding a 37-34 lead late in the '93 game (a span of five games) ... The 10 combined first half points tied for the second-fewest in a game since CU joined the Pac-12 (league and non-league); CU trailed Washington at Boulder, 7-0, in an eventual 38-3 loss on Nov. 17, 2012; the Buffs led Utah, 10-0, at halftime in 2011 ... The 10 points CU scored was the fewest in winning a game since a 6-0 win at Missouri on Oct. 8, 1992 ... Colorado rushed for 224 yards (which included 29 lost yards to sacks); the Buffs had 122 against the Cardinal in the last three games combined ... The 359 yards of total offense was also a high against Stanford since joining the Pac-12 (topping 264, 76 and 231) ... This was the sixth time in school history the opponent scored 5 points in a game (5-1; the previous time prior to today was on Thanksgiving Day in 1907 (Nov. 28), a 5-4 loss to Colorado Mines in Denver ... CU snapped a 10-game losing streak in California, and is now 3-20-1; the Buffs also improved to 6-17 against the Pac-12 North since joining the league (3-0 this season) having beaten both Oregon schools and now Stanford (the fourth and final game is Nov. 19 vs. Washington State) ... The 2:58 game time was CU's fastest since 2013 (2:50 at Washington).

COLORADO 20, UCLA 10

NOVEMBER 3, 2016

FOLSOM FIELD, BOULDER

BOULDER — Isaiah Oliver's 68-yard fourth-quarter punt return for a touchdown led No. 21 Colorado to a 20-10 Pac-12 Conference victory over UCLA at Folsom Field.

It was CU's first win over the Bruins in six Pac-12 meetings, but was not without a challenge. The Buffs were penalized a season-high 12 times for 128 yards while UCLA was flagged 13 times for 96 yards. The Buffs suffered three interceptions and lost one of four fumbles.

But the Buffs defense held the Bruins to 210 yards in total offense, including only 25 rushing. CU rushed for 144 yards, paced by tailback Phillip Lindsay (78 yards, 1 TD) and quarterback Sefo Liufau (58 yards). Lindsay also made 11 receptions, a CU record for a running back.

Given a short field after the Bruins' first error-marred possession, the Buffs took over at the UCLA 37 but couldn't capitalize. CU turned the ball over on a Liufau interception — his first after a school-record 152 attempts without one — by safety Tahaan Goodman who gathered in a tipped pass that ended the streak.

The Buffs defense quickly returned the favor, with linebacker Kenneth Olugbode picking off Mike Fafaul and returning it to the Bruins' 25. A 15-yard unsportsmanlike conduct penalty pushed CU back to the UCLA 28.

But CU took quick advantage of Olugbode's theft, moving 38 yards in eight plays and capping the drive with Lindsay's 2-yard run. Chris Graham's PAT gave the Buffs a 7-0 lead, but the Bruins responded almost immediately, taking advantage of a 65-yard kickoff return by Brandon Burton and another 15-yard unsportsmanlike conduct penalty set UCLA up inside the CU 40.

Three plays later, UCLA quarterback Mike Fafaul found receiver Darren Andrews uncovered on the left sideline and hit him with a 38-yard scoring pass. Andrew

Strauch's PAT kick created a 7-7 tie that held for the remainder of the first quarter. Liufau was picked off again in the opening minutes of the second quarter, this time by linebacker Cameron Judge on an errant throw. Taking over at the CU 28, UCLA promptly lost 8 yards and on fourth down summoned J.J. Molson, whose 48-yard field goal with 12:19 left before halftime gave the Bruins a 10-7 lead.

UCLA had another chance to score later in the half after Liufau was hit from behind and fumbled. CU's defense rose to the occasion again, however, and after failing the move the ball, the Bruins came up empty when Chidobe Awuzie blocked a 26-yard field goal try by Molson.

The Buffs received the second-half kickoff, with Liufau returning at quarterback after he left late in the first half with an injury.

But CU's first-half offensive woes also came back, and it took a 42-yard punt return by Oliver to help the Buffs pull to a 10-10 tie. Oliver's return, along with an illegal substitution call on the Bruins that gave the Buffs a first down and Lindsay recovering his own fumble at the 1-yard line, led to a 21-yard Graham field goal to tie the game.

Later in the quarter, UCLA was wide right on a 44-yard field goal attempt. Liufau then drove the Buffs to the Bruins' 5-yard line before a penalty set the Buffs back, leading to a 37-yard Graham field goal early in the fourth period and 13-10 CU lead.

Oliver finally gave the Buffs a cushion with CU's first punt return for a touchdown since 2005. His 68-yard score gave CU a 20-10 lead with 5:27 to go in the game.

Olugbode's interception extended CU's nation-leading streak of forcing at least one turnover to 22 consecutive games while Liufau tied the CU school record for starts by a quarterback, matching Darian Hagan's 35 career starts.

UCLA	7	3	0	0	- 10
COLORADO	7	0	3	10	- 20

SCORING	Score	Time	Qtr
COLORADO — Lindsay 1 run (Graham kick)	7- 0	5:49	1Q
UCLA — Andrews 39 pass from Fafaul (Strauch kick)	7- 7	4:04	1Q
UCLA — Molson 48 FG	7-10	12:19	2Q
COLORADO — Graham 21 FG	10-10	7:28	3Q
COLORADO — Graham 37 FG	13-10	13:40	4Q
COLORADO — Oliver 68 punt return (Graham kick)	20-10	5:27	4Q

TEAM STATISTICS	COLORADO	UCLA
First Downs.....	24	14
Third Down Efficiency (Fourth).....	7-18 (2-2)	4-15 (0-0)
Rushes—Net Yards	52-144	30-25
Passing Yards	160	185
Passes (Att-Comp-Int).....	33-20-3	29-15-1
Total Offense.....	304	210
Return Yards	175	64
Punts: No-Average.....	3-41.3	7-40.9
Fumbles: No-Lost.....	4-1	1-0
Penalties/Yards	12/128	13/96
Quarterback Sacks—Yards.....	3-28	4-11
Time of Possession.....	24:35	35:25
Drives/Average Field Position	13/C35	13/U32
Red Zone: Scores-Attempts (Points).....	3-4 (13)	0-2 (0)

Attendance: 43,761 **Time:** 3:28
Weather (54°): clear skies, 52% humidity, winds from the west at 3 mph

INDIVIDUAL STATISTICS

Rushing—Colorado: Lindsay 24-73, Liufau 23-58, Evans 2-8, Ross 1-4, Montez 1-2, Team 1--minus 1. **UCLA:** Jamabo 23-66, Starks 1-0, Fafaul 5-minus 19, Team 1-minus 22.
Passing—Colorado: Liufau 30-19-2, 143, 0 td; Montez 3-1-1, 17. **UCLA:** Fafaul 29-15-1, 185, 1 td.
Receiving—Colorado: Lindsay 11-76, Fields 3-39, Ross 3-24, Bobo 2-7, MacIntyre 1-14. **UCLA:** Andrews 6-88, Lasley 4-22, Roberts 2-57, Jamabo 2-6, Adams 1-12.
Punting—Colorado: Kinney 3-41.3 (46 long, 1 In20). **UCLA:** Searl 3-41.7 (52 long, 1 In20), Flintoft 4-40.2 (48 long, 1 In20).
Punt Returns—Colorado: Oliver 5-124. **UCLA:** Pickett 1-3.
Kickoff Returns—Colorado: Julmisse 1-24. **UCLA:** Adams 3-99.
Tackle Leaders—Colorado: Laguda 3,4—7; Olugbode 3,4—7; Gillam 5,1—6; Thompson 5,1—6; Awuzie 5,0—5; Gamboa 3,2—5; Kafovalu 4,1—5; Tupou 2,2—4; Witherspoon 3,0—3; Moeller 2,0—2; Shaver 2,0—2; Falu 1,1—2. **UCLA:** Brown 13,6—19; Goforth 7,1—8; Wadood 7,1—8; McKinley 7,0—7; Young 6,1—7; Pickett 5,1—6; Anku 4,1—5.
Quarterback Sacks—Colorado: Awuzie 1-10, Shaver 1-10, Team 1-8. **UCLA:** McKinley 2-9, Tuioti-Mariner 1-1, Vanderdoes 1-1.
Interceptions—Colorado: Olugbode 1-51. **UCLA:** Judge 1-12, Goforth 1-0, Goodman 1-0.
Passes Broken Up—Colorado: Falu 2, Oliver 2, Thompson 2, Gillam, Laguda. **UCLA:** Goforth.

GAME NOTES

Colorado is now both 7-2 overall and 5-1 in league play for the first time since 2005 ... CU's last winning score of 20-10 came 30 years ago almost to the week: Oct. 25, 1986 over No. 3 Nebraska in Boulder ... UCLA was the fifth opponent to open a game on offense with a "three-and-out" against the Buffs (three others had just one first down) ... UCLA became just the second team in five games to own a lead over the Buffaloes this year in the state of Colorado (Oregon State led 3-0 for 2:06) ... Colorado trailed at halftime for just the third time this season (24-21 at Michigan, 14-0 at USC previously) ... The last time CU and its opponent both had 10 or more penalties in a game was on Oct. 1, 2011 (CU 10-90, Washington State 10-125); that was CU's first Pac-12 league game ... This was CU's 399th all-time victory at home (307th at Folsom Field) ... Colorado won back-to-back games scoring 20 or fewer points for the first time since the 1969 season (identical 17-14 wins over Kansas and Oklahoma State on Nov. 8-15) ... CU had 105 yards in the second quarter—its 23rd 100-yard quarter out of 36; only UCLA and Michigan have held the Buffs to one 100-yard quarter in a game this season. UCLA finished with 210 yards of offense; it is the fourth team the Buffs have held to under 250 this season, last done by CU in 1998 (four under 250 that year) ... UCLA was 3-of-19 on second downs and limited the Bruins to 20 total yards ... The Bruins opened 3-of-4 on first downs but converted just 1-of-11 the rest of the way.

NOTABLE PERFORMANCES: THE LAST TIME

INDIVIDUAL

Kickoff Return For A Touchdown	Colorado: Nelson Spruce vs. Cal in Boulder, Nov. 16, 2013 (onside, 46 yards; otherwise: M. Mosley vs. Utah, Nov. 23, 2012, 100 yds) Opponent: Reggie Dunn, Utah in Boulder, Nov. 23, 2012 (100 yards).
Punt Return For A Touchdown	Colorado: Isaiah Oliver vs. UCLA in Boulder, Nov. 3, 2016 (68 yards). Opponent: Jabrill Peppers, Michigan at Ann Arbor, Sept. 17, 2016 (54 yards).
Interception Return For A Touchdown	Colorado: Rick Gamboa vs. Oregon State in Boulder, Oct. 1, 2016 (20 yards). Opponent: Ishmael Adams, UCLA at Pasadena, Oct. 31, 2015 (96 yards).
Fumble Return/Recovery For A Touchdown	Colorado: Derek McCartney vs. Michigan at Ann Arbor, Sept 17, 2016 (18 yards). Opponent: Tra'Mayne Bondurant, Arizona at Tucson, Nov. 8, 2014 (22 yards).
Blocked Punt Return For A Touchdown	Colorado: Lawrence Vickers vs. Washington State at Seattle, Sept. 11, 2004 (0 yards). Opponent: Grant Perry, Michigan at Ann Arbor, Sept. 17, 2016 (6 yards).
Blocked Field Goal Return For A Touchdown	Colorado: Has not occurred. Opponent: Max Bergen, Stanford at Palo Alto, Oct. 8, 2011 (75 yards; first-ever against Colorado)
Blocked Punt	Colorado: Doug Rippy vs. Toledo at Toledo, Sept. 11, 2009 (<i>two blocks</i>). Opponent: Michael Jocz, Michigan at Ann Arbor, Sept. 17, 2016
Blocked PAT Kick	Colorado: Nate Bonsu vs. Arizona State in Boulder, Oct. 11, 2012. Opponent: Shemar Smith, Oregon State in Boulder, Oct. 1, 2016 (<i>kicker: Chris Graham</i>)
Blocked Field Goal	Colorado: Chidobe Awuzie vs. UCLA in Boulder, Nov. 3, 2016. Opponent: Rick Wade, UCLA in Boulder, Nov. 3, 2016 (<i>kicker: Chris Graham</i>).
Offensive Lineman To Score A Touchdown	Colorado: Alex Kelley vs. Colorado State in Denver, Sept. 2, 2016 (recovered fumble in end zone). Opponent: Has not occurred.
Defensive Two-Point Conversion	Colorado: Greg Biekert vs. Nebraska in Boulder, Nov. 2, 1991. Opponent: Has not occurred.
300 Yards Total Offense	Colorado: 303, Sefo Liufau vs. Arizona State in Boulder, Oct. 15, 2016 (<i>265 pass, 38 rush</i>). Opponent: 380, Sam Darnold, Southern California at Los Angeles, Oct. 8, 2016 (<i>358 pass, 22 rush</i>).
400 Yards Total Offense	Colorado: 468, Steven Montez vs. Oregon at Eugene, Sept. 24, 2016 (<i>333 pass, 135 rush</i>). Opponent: 446, Jared Goff, California at Berkeley, Sept. 27, 2014 (<i>458 pass, -12 rush</i>).
100 Yards Rushing	Colorado: 131, Phillip Lindsay vs. Stanford at Palo Alto, Oct. 22, 2016 (<i>12 attempts</i>). Opponent: 120, Tony Brooks-James, Oregon at Eugene, Sept. 24, 2016 (<i>16 attempts</i>).
200 Yards Rushing	Colorado: 219, Phillip Lindsay vs. Arizona State in Boulder, Oct. 15, 2016 (<i>26 attempts</i>). Opponent: 207, Jared Baker, Arizona in Boulder, Oct. 17, 2015 (<i>23 attempts</i>).
300 Yards Rushing	Colorado: 309, Chris Brown vs. Kansas at Lawrence, Oct. 12, 2002. Opponent: 366, Ka'Deem Carey, Arizona at Tucson, Nov. 10, 2012 (<i>25 carries</i>).
Three Touchdowns Rushing	Colorado: 3, Phillip Lindsay vs. Arizona State in Boulder, Oct. 15, 2016. Opponent: 4, Javorius "Buck" Allen, Southern California in Boulder, Nov. 23, 2013.
Four Touchdowns Rushing	Colorado: 4, Michael Adkins II vs. Charleston Southern in Boulder, Oct. 19, 2013. Opponent: 4, Ka'Deem Carey, Arizona in Boulder, Oct. 26, 2013.
Two 100-Yard Rushers	Colorado: Phillip Lindsay (17-113) and Donovan Lee (10-103) vs. Nicholls State in Boulder, Sept. 26, 2005. Opponent: Rovee Freeman (27-163) and Taj Griffin (11-110), Oregon in Boulder, Oct. 3, 2015.
Three 100-Yard Rushers	Colorado: Jon Keyworth (18-124), Paul Arendt (23-116) and Ward Walsh (15-101), vs. Air Force at USAFA, Nov. 21, 1970. Opponent: David Overstreet (18-258), Darrell Shepard (3-151) and George Rhymes (9-110), Oklahoma in Boulder, Oct. 4, 1980.
300 Yards Passing	Colorado: 333, Steven Montez vs. Oregon at Eugene, Sept. 24, 2016. Opponent: 358, Sam Darnold, Southern California at Los Angeles, Oct. 8, 2016.
400 Yards Passing	Colorado: 455, Sefo Liufau vs. California at Berkeley, Sept. 27, 2014 (<i>46-of-67</i>). Opponent: 458, Jared Goff, California at Berkeley, Sept. 27, 2014 (<i>24-of-42</i>).
Three Touchdowns Passing	Colorado: 3, Steven Montez 3, Shay Fields vs. Oregon State in Boulder, Oct. 1, 2016. Opponent: 3, Sam Darnold, Southern California at Los Angeles, Oct. 8, 2016.
Four Touchdowns Passing	Colorado: 7, Sefo Liufau vs. California at Berkeley, Sept. 27, 2014 (<i>school record</i>). Opponent: 5, Mike Bercovici, Arizona State at Tempe, Oct. 10, 2015.
Five Touchdowns Passing	Colorado: 7, Sefo Liufau vs. California at Berkeley, Sept. 27, 2014 (<i>school record</i>). Opponent: 5, Mike Bercovici, Arizona State at Tempe, Oct. 10, 2015.
Three Interceptions Thrown	Colorado: 4, Nick Hirschman vs. Utah in Boulder, Nov. 23, 2012. Opponent: 3, Ryan Burns, Stanford at Palo Alto, Oct. 22, 2016.
Four Interceptions Thrown	Colorado: 4, Nick Hirschman vs. Utah in Boulder, Nov. 23, 2012. Opponent: 4, Graham Harrell, Texas Tech at Lubbock, Oct. 27, 2007.
10 Receptions	Colorado: 11, Phillip Lindsay vs. UCLA in Boulder, Nov. 3, 2016 (<i>76 yards</i>) (<i>school record by a running back</i>) Opponent: 11, Gabe Marks, Washington State at Pullman, Nov. 21, 2015 (<i>110 yards</i>).
100 Yards Receiving	Colorado: 110, Bryce Bobo vs. Arizona State in Boulder, Oct. 15, 2016 (<i>6 receptions</i>). Opponent: 113, JuJu Smith-Schuster, Southern California at Los Angeles, Oct. 8, 2016 (<i>5 receptions</i>).
200 Yards Receiving	Colorado: 209, Paul Richardson vs. Central Arkansas in Boulder, Sept. 7, 2013 (<i>11 receptions</i>). Opponent: 208, Ryan Broyles, Oklahoma at Norman, Oct. 30, 2010 (<i>9 receptions</i>).
Two Touchdowns Receiving	Colorado: 3, Shay Fields vs. Oregon State in Boulder, Oct. 1, 2016. Opponent: 2, Darren Carrington, Oregon at Eugene, Sept. 24, 2016.
Three Touchdowns Receiving	Colorado: 3, Shay Fields vs. Oregon State in Boulder, Oct. 1, 2016. Opponent: 3, Nelson Agholor, Southern California at Los Angeles, Oct. 18, 2014.
Two 100-Yard Receivers	Colorado: Paul Richardson (11-140) and Nelson Spruce (8-140) vs. California in Boulder, Nov. 16, 2013. Opponent: Nelson Agholor (6-128) and JuJu Smith (4-104), Southern California at Los Angeles, Oct. 18, 2014.
100-Yard Rusher & Receiver	Colorado: Phillip Lindsay (26-219 rushing) & Bryce Bobo (6-110 receiving) vs. Arizona State in Boulder, Oct. 15, 2015. Opponent: Gerard Wicks (13-123 rushing) & Gabe Marks (11-110 receiving), Washington State in Pullman, Nov. 21, 2015.
100-Yard Rusher & Receiver (same player)	Colorado: Cortlen Johnson (27-172 rushing; 6-105 receiving), vs. Iowa State at Ames, Nov. 10, 2001. Opponent: Has not occurred.

The Last Time, continued...

Four Touchdowns In A Game	Colorado: 4, Michael Adkins II vs. Charleston Southern in Boulder, Oct. 19, 2013 (4 rushing). Opponent: 4, Ka'Deem Carey, Arizona in Boulder, Oct. 26, 2013.
Four Field Goals In A Game	Colorado: 4, Will Oliver vs. Colorado State in Denver, Sept. 1, 2013. Opponent: 4, Alex Henery, Nebraska in Lincoln, Nov. 28, 2008.
50-Yard Field Goal	Colorado: 54, Davis Price vs. Oregon State in Boulder, Oct. 1, 2016 (<i>CU freshman record</i>) Opponent: 52, Jared Roberts, Colorado State in Denver, Aug. 29, 2014.
Two Interceptions In A Game	Colorado: 2, Tedric Thompson vs. Stanford at Palo Alto, Oct. 22, 2016. Opponent: 2, Terrance Mitchell, Oregon in Boulder, Oct. 5, 2013.
Three Interceptions In A Game	Colorado: 3, Terrence Wheatley vs. Texas Tech at Lubbock, Oct. 27, 2007. Opponent: 3, Philip Thomas, Fresno State at Fresno, Sept. 15, 2012.
Four Interceptions In A Game	Colorado: Has not occurred. Opponent: 4, Frank Nelson, Utah at Salt Lake City, Nov. 2, 1946.
Three Quarterback Sacks In A Game	Colorado: 3 (for 20 yards), Josh Hartigan vs. Kansas State in Boulder, Nov. 20, 2010. Opponent: 4 (for 31 yards), Vilas Fauonuku, Utah at Salt Lake City, Nov. 28, 2015.
Four Quarterback Sacks In A Game	Colorado: 4½ (for 46), Ron Woolfork vs. Iowa in Boulder, Sept. 26, 1992. Opponent: 4 (for 31 yards), Vilas Fauonuku, Utah at Salt Lake City, Nov. 28, 2015.

TEAM

Shut Out (Defensive)	Colorado: Game: 48-0, vs. Nicholls State in Boulder, Sept. 26, 2015. Through 3rd Qtr: 37-0, vs. Colorado State in Denver, Sept. 2, 2016. At Half: 49-0, vs. Idaho State in Boulder, Sept. 10, 2016. Opponent: Game: 0-48, by Stanford in Boulder, Nov. 3, 2012. Through 3rd Qtr: 0-45, by Stanford in Boulder, Nov. 3, 2012. At Half: 0-14, by Southern California at Los Angeles, Oct. 8, 2016.
Safety	Colorado: vs. Oregon in Boulder, Oct. 22, 2011 (Terrel Smith tackled Cliff Harris in end zone). Opponent: by Stanford at Palo Alto, Oct. 22, 2016 (Sefo Liufau ran out of back of end zone).
Held To No Offensive Touchdowns	Colorado: by Washington State at Pullman, Nov. 21, 2015. Opponent: Stanford at Palo Alto, Oct. 22, 2016; Oregon State in Boulder, Oct. 1, 2016.
30 First Downs In A Game	Colorado: 32, vs. Oregon at Eugene, Sept. 24, 2016. Opponent: 30, by Washington State at Pullman, Nov. 21, 2015.
Held Under 10 First Downs	Colorado: 6, by Stanford in Boulder, Nov. 3, 2012 Opponent: 7, vs. Arizona State in Boulder, Oct. 15, 2016.
500 Yards Total Offense In A Game	Colorado: 580, vs. Arizona State in Boulder, Oct. 15, 2016 (315 rush, 265 pass). Opponent: 539, by Southern California at Los Angeles, Oct. 8, 2016 (181 rush, 358 pass).
600 Yards Total Offense In A Game	Colorado: 636, vs. Nicholls State in Boulder, Sept. 26, 2015 (358 rush, 278 pass). Opponent: 616, by Arizona in Boulder, Oct. 17, 2015 (291 rush, 325 pass).
Held Under 200 Yards Total Offense In A Game	Colorado: 141, by Washington in Boulder, Nov. 17, 2012 (90 rush, 51 pass). Opponent: 199, Arizona State in Boulder, Oct. 15, 2016 (50 rush, 149 pass).
Held Under 100 Yards Total Offense In A Game	Colorado: 76, by Stanford in Boulder, Nov. 3, 2012 (-21 rush, 97 pass). Opponent: 96, Idaho State in Boulder, Sept. 10, 2016 (29 rush, 67 pass).
300 Yards Rushing In A Game	Colorado: 315, vs. Arizona State in Boulder, Oct. 15, 2016. Opponent: 361, by Oregon in Boulder, Oct. 3, 2015.
400 Yards Rushing In A Game	Colorado: 427, vs. Kansas at Lawrence, Oct. 12, 2002. Opponent: 405, by Arizona in Boulder, Oct. 26, 2013.
500 Yards Rushing In A Game	Colorado: 502, vs. Missouri in Boulder, Nov. 11, 2000. Opponent: 516, by Missouri at Columbia, Oct. 6, 1984.
Held Under 100 Yards Rushing In A Game	Colorado: 96, by Southern California at Los Angeles, Oct. 8, 2016 (29 attempts). Opponent: 25, UCLA in Boulder, Nov. 3, 2016 (30 attempts).
400 Yards Passing In A Game	Colorado: 401, vs. Arizona State at Tempe, Oct. 10, 2015. Opponent: 458, by California at Berkeley, Sept. 27, 2014.
500 Yards Passing In A Game	Colorado: 533, vs. NE Louisiana in Boulder, Sept. 16, 1995. Opponent: 523, by Fresno State at Honolulu, Dec. 25, 1993 (<i>Aloha Bowl</i> ; only time ever vs. Colorado)
Held Under 100 Yards Passing In A Game	Colorado: 51, vs. Washington in Boulder, Nov. 17, 2012. Opponent: 67, by Idaho State in Boulder, Sept. 10, 2016.
Averaged Over Eight Yards Per Play	Colorado: 8.00, vs. Charleston Southern in Boulder, Oct. 19, 2013 (52-416). Opponent: 8.72, by Southern California at Los Angeles, Oct. 18, 2014 (61-532).
Held Under Three Yards Per Play	Colorado: 2.61, by Washington in Boulder, Nov. 17, 2012 (54-141). Opponent: 1.75, by Idaho State in Boulder, Sept. 26, 2015 (55-96).
Four Interception Game	Colorado: 4, vs. Texas Tech at Lubbock, Oct. 27, 2007. Opponent: 4, by Utah in Boulder, Nov. 23, 2012.
Five Interception Game	Colorado: 5, vs. Texas Tech at Lubbock, Nov. 1, 2003. Opponent: 5, by Oklahoma in Boulder, Oct. 17, 1992.
Forced Five Lost Opponent Fumbles	Colorado: 5, vs. Nebraska in Boulder, Nov. 26, 1999. Opponent: 5, by Oklahoma State at Stillwater, Nov. 8, 1980.
Forced Six Lost Opponent Fumbles	Colorado: 6, vs. Kansas State in Boulder, Oct. 22, 1983. Opponent: 6, by Nebraska at Lincoln, Oct. 25, 1975.
Forty-Minute Time of Possession Game	Colorado: 41:05, vs. UCLA at Pasadena, Oct. 31, 2015. Opponent: 42:20, by Missouri in Boulder, Nov. 1, 1997.
Turnover-Free Game	Colorado: vs. Stanford at Palo Alto, Oct. 22, 2016. Opponent: by Utah in Boulder, Nov. 29, 2014
Did Not Punt	Colorado: vs. Iowa State in Boulder, Nov. 19, 1994. Opponent: by Washington at Seattle, Nov. 9, 2013 (just second time since 1983; Baylor in 2010).
Recovered Own Onside Kick	Colorado: vs. Oregon at Eugene, Nov. 22, 2014 (Nelson Spruce); 0-of-last-3. Opponent: by California in Boulder, Nov. 16, 2013 (1-of-last-1).

CAREER SINGLE GAME BESTS

(for those who have regularly appeared in games)

MICHAEL ADKINS, TB

Rushing Attempts—22, at Hawai'i, 9/03/15
 Rushing Yards—137, vs. Charleston Southern, 10/19/13
 Long Run—43, vs. Washington, 11/01/14
 Rushing TDs—4, vs. Charleston Southern, 10/19/13
 Receptions—2, six times (last: at Hawai'i, 9/03/15)
 Receiving Yards—63, vs. California, 11/16/13
 Long Reception—63, vs. California, 11/16/13 (TD)
 Receiving TDs—1, vs. California, 11/16/13

CHIDOBE AWUZIE, CB

Total Tackles—12, vs. Arizona, 10/26/13
 Solo Tackles—10, twice (last: at Washington State, 11/21/15)
 Pass Deflections—4, at Massachusetts, 9/06/14
 Interceptions—1, thrice (last: vs. Colorado State, 9/2/16)
 Third Down Stops—4, vs. Colorado State in Denver, 9/2/16

BRYCE BOBO, WR

Receptions—10, at Southern California, 10/8/16
 Receiving Yards—110, vs. Arizona State, 10/15/16
 Long Reception—66, vs. Arizona State, 10/15/16
 Receiving TDs—2, vs. UCLA, 10/25/14

BEAU BISHARAT, TB

Rushing Attempts—8, vs. Idaho State, 9/10/16
 Rushing Yards—19, vs. Idaho State, 9/10/16
 Long Run—7, vs. Colorado State in Denver, 9/2/16
 Rushing TDs—N/A

JORDAN CARRELL, DL

Total Tackles—10, at Utah, 11/28/15
 Solo Tackles—7, at Utah, 11/28/15
 QB Sacks—1½, at Oregon, 9/24/16
 Third Down Stops—2, at Utah, 11/28/15

TIM COLEMAN, DE

Total Tackles—2, six times (last: at Stanford, 10/22/16)
 Solo Tackles—2, thrice (last: vs. Nicholls State, 9/26/15)
 Third Down Stops—2, at Stanford, 10/22/16
 QB Sacks—1, twice (last: vs. Oregon State, 10/04/14)
 Tackles For Loss—1, thrice (last: at Stanford, 10/22/16)

KABION ENTO, WR

Receptions—2, vs. Idaho State, 9/10/16
 Receiving Yards—88, vs. Idaho State, 9/10/16
 Long Reception—69, Idaho State, 9/10/16 (TD)
 Receiving TDs—2, Idaho State, 9/10/16

KYLE EVANS, TB

Rushing Attempts—15, thrice (last: vs. Oregon St., 10/1/16)
 Rushing Yards—61, at Oregon, 9/24/16
 Long Run—20, vs. Colorado State in Denver, 9/2/16
 Rushing TDs—1, 4 times (last: vs. Arizona State, 10/15/16)

SHAY FIELDS, WR

Receptions—8, twice (last: vs. Arizona, 10/17/15)
 Receiving Yards—169, vs. Oregon State, 10/1/16
 Long Reception—75, at Arizona, 11/08/14 (TD)
 Receiving TDs—3, vs. Oregon State, 10/1/16
 Long Run—17, vs. Colorado State, 9/19/15

NICK FISHER, CB

Total Tackles—1, twice (last: at Stanford, 10/22/16)
 Solo Tackles—1, twice (last: at Stanford, 10/22/16)
 Pass Deflections—N/A

JASE FRANKE, DT

Total Tackles—5, at Hawai'i, 9/03/15
 Solo Tackles—4, at Hawai'i, 9/03/15
 QB Sacks—1, at Hawai'i, 9/03/15
 Third Down Stops—1, at Utah, 11/28/15

RICK GAMBOA, ILB

Total Tackles—12, thrice (last: at Oregon, 9/24/16)
 Solo Tackles—10, at Washington State, 11/21/15
 QB Sacks—1, at Hawai'i, 9/03/15
 Third Down Stops—2, at Oregon, 9/24/16
 Interceptions—1, vs. Oregon State, 10/1/16 (TD)

JORDAN GEHRKE, QB

Pass Attempts—20, at Utah, 11/28/15
 Pass Completions—11, at Utah, 11/28/15
 Passing Yards—113, at Utah, 11/28/15
 TD Passes—1, at Utah, 11/28/15
 Long Pass—23, at Utah, 11/28/15
 Interceptions—1, at Utah, 11/28/15

Rating (min 10 att.)—109.9, at Utah, 11/28/15
 Rushing Yards—23, vs. Oregon State, 10/01/16

JIMMIE GILBERT, OLB

Total Tackles—8, at UCLA, 10/31/15
 Solo Tackles—7, vs. Oregon State, 10/1/16
 Third Down Stops—4, vs. Arizona State, 10/15/16
 QB Sacks—2, twice (last: vs. Arizona State, 10/15/16)

ADDISON GILLAM, ILB

Total Tackles—18, vs. Oregon, 10/05/13
 Solo Tackles—14, vs. Oregon, 10/05/13
 Third Down Stops—4, twice (last: vs. Oregon, 10/05/13)
 QB Sacks—1, 7 times (last: vs. Arizona State, 10/15/16)

DIEGO GONZALEZ, PK

Field Goals Made—3, twice (last: vs. CSU, 9/2/16)
 Field Goals Attempted—4, twice (last: at UCLA, 10/31/15)
 Long Field Goal—52, twice (last: vs. Oregon, 10/03/15)
 PAT Made—6, vs. Massachusetts, 9/12/15
 PAT Attempts—6, vs. Massachusetts, 9/12/15

JOHNNY HUNTLEY, WR

Receptions—1, vs. Idaho State, 9/10/16
 Receiving Yards—14, vs. Idaho State, 9/10/16
 Long Reception—14, vs. Idaho State, 9/10/16
 Receiving TDs—N/A

SEAN IRWIN, TE

Receptions—3, at Utah, 11/28/15
 Receiving Yards—52, vs. Arizona, 10/17/15
 Long Reception—47, vs. Arizona, 10/17/15
 Receiving TDs—1, at California, 9/27/14

LEO JACKSON, DT

Total Tackles—6, vs. Colorado State, 9/19/15
 Solo Tackles—3, thrice (last: vs. Oregon State, 10/1/16)
 QB Sacks—1, twice (last: at Oregon State, 10/24/15)
 Third Down Stops—1, 5 times (last: at Utah, 11/28/15)

ANTHONY JULMISSÉ, CB

Total Tackles—3, vs. Idaho State, 9/10/16
 Solo Tackles—3, vs. Idaho State, 9/10/16
 Interceptions—1, vs. Idaho State, 9/10/16
 Pass Deflections—N/A

SAMSON KAFOVALU, DT

Total Tackles—7, at Oregon, 9/24/16
 Solo Tackles—5, twice (last: at Oregon, 9/24/16)
 QB Sacks—1, 9 times (last: at Oregon, 9/24/16)
 Third Down Stops—2, vs. Arizona State, 10/15/16

DYLAN KEENEY, TE

Receptions—3, at Washington State, 11/21/15
 Receiving Yards—31, at Washington State, 11/21/15
 Long Reception—23, vs. Colorado State, 9/19/15
 Receiving TDs—N/A

ALEX KINNEY, P

Punts—8, twice (last: at Michigan, 9/17/16)
 Average (min. 5 punts)—46.0, vs. Oregon, 10/03/15
 Long Punt—59, at Stanford, 10/22/16
 50-Plus—2, thrice (last: vs. Oregon State, 10/1/16)
 Inside-the-20—3, thrice (last: at UCLA, 10/31/15)

AFOLABI LAGUDA, S

Total Tackles—11, at Southern California, 10/8/16
 Solo Tackles—8, at Southern California, 10/8/16
 Interceptions—1, vs. Arizona State, 10/15/16
 Pass Deflections—1, thrice (last: vs. UCLA, 11/03/16)

DONOVAN LEE, WR

Receptions—7, at UCLA, 10/31/15
 Receiving Yards—39, at Washington State, 11/21/15
 Long Reception—17, at Oregon State, 10/24/15
 Receiving TDs—1, at Oregon, 11/22/14
 Rushing Yards—103, vs. Nicholls State, 9/26/15
 Long Run—59, vs. Nicholls State, 9/26/15 (TD)

DREW LEWIS, ILB

Total Tackles—4, vs. Idaho State, 9/10/16
 Solo Tackles—3, twice (last: vs. Oregon State, 10/1/16)
 Third Down Stops—1, twice (last: vs. Oregon State, 10/1/16)
 QB Sacks—1, vs. Oregon State, 10/1/16

PHILLIP LINDSAY, TB

Rushing Attempts—26, vs. Arizona State, 10/15/16
 Rushing Yards—219, vs. Arizona State, 10/15/16
 Long Run—75, vs. Arizona State, 10/15/16 (TD)
 Rushing TDs—3, vs. Arizona State, 10/15/16
 Receptions—11, vs. UCLA, 11/03/16
 Receiving Yards—105, at Southern California, 10/8/16
 Long Reception—67, at Southern California, 10/8/16 (TD)
 Long Kickoff Return—51, vs. Hawai'i, 9/20/14

SEFO LIUFAU, QB

Pass Attempts—67, at California, 9/27/14 (school record)
 Pass Completions—46, at California, 9/27/14 (school record)
 Passing Yards—455, at California, 9/27/14
 Long Pass—75, twice (vs. Arizona, 2013 & 2014, (TD, TD))
 TD Passes—7, at California, 9/27/14 (school record)
 Interceptions—2, eight times (last: at UCLA, 10/31/15)
 Rating (min. 10 att.)—215.2, vs. Idaho State, 9/10/16

Total Offense—527, at California, 9/27/14 (school record)
 Rushing Yards—81, at Hawai'i, 9/03/15

EDDY LOPEZ, DT

Total Tackles—2, four times (last: at Oregon, 11/22/14)
 Solo Tackles—1, five times (last: at Oregon, 11/22/14)
 Third Down Stops—N/A

JAY MACINTYRE, WR

Receptions—6, vs. Idaho State, 9/10/16
 Receiving Yards—76, vs. Idaho State, 9/10/16
 Long Reception—38, vs. Nicholls State, 9/26/15 (TD)
 Receiving TDs—1, vs. Nicholls State, 9/26/15

MICHAEL MATHEWES, DL

Total Tackles—6, vs. Nicholls State, 9/26/15
 Solo Tackles—5, vs. Nicholls State, 9/26/15
 QB Sacks—1, vs. Nicholls State, 9/26/15
 Third Down Stops—1, vs. Idaho State, 9/10/16 (4DS)

DEREK MCCARTNEY, OLB

Total Tackles—10, vs. Colorado State, 9/19/15
 Solo Tackles—7, vs. USC, 11/13/15
 Third Down Stops—2, vs. Colorado State, 9/19/15
 QB Sacks—1, 8 times (last: vs. USC, 11/13/15)
 QB Hurries—3, vs. Arizona, 10/17/15
 Tackles For Loss—2, vs. USC, 11/13/15 (one sack, one TFL)
 Interceptions—1, at Hawai'i, 9/03/15

RYAN MOELLER, S

Total Tackles—14, at Oregon, 11/22/14
 Solo Tackles—14, at Oregon, 11/22/14
 Third Down Stops—1, 5 times (last: vs. Idaho St., 9/10/16)
 Interceptions—1, vs. Massachusetts, 9/12/15
 Passes Broken Up—1, 4 times (last: vs. Idaho St., 9/10/16)

STEVEN MONTEZ, QB

Pass Attempts—40, at Southern California, 10/8/16
 Pass Completions—25, at Southern California, 10/8/16
 Passing Yards—333, at Oregon, 9/24/16
 TD Passes—3, twice (last: vs. Oregon State, 10/1/16)
 Long Pass—69, vs. Idaho State, 9/10/16 (TD)
 Interceptions—2, at Oregon, 9/24/16
 Rating (min 10 att.)—224.3, vs. Idaho State, 9/10/16

KENNETH OLUGBODE, ILB

Total Tackles—18, at Stanford, 10/22/16
 Solo Tackles—11, at Michigan, 9/17/16
 QB Sacks—1, vs. Colorado State, 9/2/16
 Third Down Stops—3, vs. UCLA, 10/25/14; at Utah, 11/28/15
 Interceptions—1, thrice (last: vs. UCLA, 11/3/16)

DAVIS PRICE, PK

Field Goals Made—2, vs. Oregon State, 10/01/16
 Field Goals Attempted—2, vs. Oregon State, 10/01/16
 Long Field Goal—54, vs. Oregon State, 10/01/16
 PAT Made—4, vs. Oregon State, 10/01/16

DEVIN ROSS, WR

Receptions—9, at UCLA, 10/31/15
 Receiving Yards—153, at Oregon, 9/24/16
 Long Reception—68, at Arizona State, 10/10/15 (TD)
 Receiving TDs—2, at Michigan, 9/17/16

CHRISTIAN SHAVER, ILB

Total Tackles—4, vs. Nicholls State, 9/26/15
 Solo Tackles—2, thrice (last: vs. Nicholls State, 9/26/15)
 Third Down Stops—1, thrice (last: at Michigan, 9/17/16)
 Quarterback Sacks—1, vs. UCLA, 11/3/16
 Tackles For Loss—2, vs. UCLA, 11/3/16

TEDRIC THOMPSON, S

Total Tackles—12, vs. Oregon, 10/03/15
 Solo Tackles—9, twice (last: at UCLA, 10/31/15)
 Third Down Stops—2, thrice (last: at Oregon, 9/24/16)
 Interceptions—2, at Stanford, 10/22/16
 Pass Deflections—3, twice (last: at Oregon, 9/25/16)

JOSH TUPOU, DT

Total Tackles—9, at Utah, 11/30/13
 Solo Tackles—5, at Oregon, 9/24/16
 QB Sacks—2, at Arizona, 11/08/14
 Third Down Stops—1, six times (last: at Michigan, 9/17/16)

LEE WALKER, WR

Receptions—1, thrice last: at Stanford, 10/22/16)
 Receiving Yards—19, vs. Nicholls State, 9/26/15
 Long Reception—19, vs. Nicholls State, 9/26/15
 Receiving TDs—N/A

AHKELLO WITHERSPOON, CB

Total Tackles—6, twice (last: vs. Oregon, 10/03/15)
 Solo Tackles—6, twice (last: vs. Oregon, 10/03/15)
 Interceptions—1, thrice (last: at Oregon, 9/24/16)
 Pass Deflections—2, 4 times (last: at Stanford, 10/22/16)

PERSONNEL / DEPTH CHART

A note about CU's depth: in-season, charts *reflect* change and generally do not announce it unless there are long-term injuries.

OFFENSE

(Multiple)

WIDE RECEIVER (X)

- 4 Bryce Bobo, 6-2, 190, Jr.*
- 6 Johnny Huntley, 6-3, 210, Fr.
- 16 Jaleel Awini, 6-2, 215, Sr.-5*

WIDE RECEIVER (Z)

- 1 Shay Fields, 5-11, 180, Jr.*
- 17 Kabion Ento, 6-3, 180, Jr.
- 18 Lee Walker, 6-0, 180, Soph.*

WIDE RECEIVER (H)

- 2 Devin Ross, 5-9, 185, Jr.**
- 14 Jay MacIntyre, 5-10, 190, Soph.*
- 85 Justin Jan, 6-3, 210, Fr.-RS

LEFT TACKLE

- 76 Jeromy Irwin, 6-5, 295, Jr.***
- 70 Shane Callahan, 6-6, 300, Sr.-5**
- 60 Dillon Middlemiss, 6-5, 295, Fr.-RS

LEFT GUARD

- 68 Gerrad Kough, 6-4, 295, Jr.**
- 79 Jonathan Huckins, 6-4, 295, Jr.**
- 75 Josh Kaiser, 6-5, 295, Soph.*

CENTER

- 74 Alex Kelley, 6-2, 305, Sr.-5***
- 53 Sully Wiefels, 6-3, 295, Sr.-5*
- 66 Colin Sutton, 6-5, 290, Jr.*

RIGHT GUARD

- 56 Tim Lynott Jr., 6-3, 300, Fr.-RS
- 79 Jonathan Huckins, 6-4, 295, Jr.**
- 53 Sully Wiefels, 6-3, 295, Sr.-5*

RIGHT TACKLE

- 64 Aaron Haigler, 6-7, 270, Fr.-RS **OR**
- 71 Sam Kronshage, 6-6, 295, Jr.**
- 70 Shane Callahan, 6-6, 300, Sr.-5**

TIGHT END / H-BACK (Y)

- 81 Sean Irwin, 6-3, 250, Sr.-5***
- 5 George Frazier, 6-2, 260, Jr.**
- 86 Dylan Keeney, 6-6, 220, Soph.*
- 38 Chris Hill, 6-2, 225, Sr.*
- 43 Chris Bounds, 6-4, 245, Fr.-RS

QUARTERBACK

- 13 Sefo Liufau, 6-4, 230, Sr.***
- 12 Steven Montez, 6-5, 225, Fr.-RS
- 7 Jordan Gehrke, 6-1, 200, Sr.-5**

TAILBACK

- 23 Phillip Lindsay, 5-8, 190, Jr.**
- 21 Kyle Evans, 5-6, 175, Soph.*
- 29 Donovan Lee, 5-9, 180, Jr.**
- 19 Michael Adkins II, 5-10, 205, Jr.***
- 35 Beau Bisharat, 6-2, 215, Fr.

DEFENSE

(3-4 Base)

DEFENSIVE END

- 92 Jordan Carrell, 6-3, 300, Sr.*
- 59 Timothy Coleman, 6-3, 250, Jr.**
- 50 Frank Umu, 6-4, 280, Fr.-RS

NOSE TACKLE

- 58 Josh Tupou, 6-3, 325, Sr.-5*
- 56 Jase Franke, 6-3, 260, Soph.*
- 55 Brett Tonz, 6-3, 285, Fr.-RS

DEFENSIVE END

- 54 Samson Kafovalu, 6-4, 295, Sr.-5***
- 52 Leo Jackson III, 6-3, 275, Jr.*
- 93 Michael Mathewes, 6-4, 260, Soph.*

OUTSIDE LINEBACKER

- 42 N.J. Faló, 6-2, 220, Soph.* **OR**
- 47 Christian Shaver, 6-3, 230, Jr.** **OR**
- 96 Terran Hasselbach, 6-1, 240, Soph.*

JACK (INSIDE) LINEBACKER

- 31 Kenneth Olugbode, 6-1 220, Sr.***
- 20 Drew Lewis, 6-2, 230, Soph.
- 30 Ryan Severson, 5-10, 205, Sr.***

MIKE (INSIDE) LINEBACKER

- 32 Rick Gamboa, 6-0, 230, Soph.* **OR**
- 44 Addison Gillam, 6-3, 230, Jr.***

OUTSIDE LINEBACKER

- 98 Jimmie Gilbert, 6-5, 230, Sr.***
- 47 Christian Shaver, 6-3, 230, Jr.** **OR**
- 96 Terran Hasselbach, 6-1, 240, Soph.*

CORNERBACK

- 4 Chidobe Awuzie, 6-0, 205, Sr.***
- 8 Anthony Julmisse, 6-1, 185, Fr.*
- 41 Andrew Bergner, 5-11, 170, Jr.*

FREE SAFETY

- 1 Afolabi Laguda, 6-1, 205, Jr.*
- 25 Ryan Moeller, 6-1, 215, Jr.** (also N, OLB)
- 28 Daniel Talley, 6-2, 210, Soph.

STRONG SAFETY

- 9 Tedric Thompson, 6-0, 205, Sr.***
- 7 Nick Fisher, 6-0, 180, Soph.*
- 22 Kyle Trego, 6-0, 190, Soph.

CORNERBACK

- 23 Ahkello Witherspoon, 6-3, 195, Sr.**
- 26 Isaiah Oliver, 6-1, 190, Soph.*

SPECIALISTS

PUNTER

- 89 Alex Kinney, 6-1, 205, Soph.*
- 15 Chris Graham, 6-3, 235, Jr.**
- 28 Cameron Silzer, 5-11, 180, Jr.

PLACEKICKER / KICKOFF

- 49 Davis Price, 6-2, 190, Fr. **OR**
- 15 Chris Graham, 6-3, 240, Jr.** (KO#1)
- 89 Alex Kinney, 6-1, 205, Soph.*

PUNT RETURN

- 26 Isaiah Oliver, 6-1, 190, Soph.*
- 14 Jay MacIntyre, 5-10, 185, Soph.*
- 21 Kyle Evans, 5-6, 175, Soph.*

KICKOFF RETURN

- 8 Anthony Julmisse, 6-1, 185, Fr.*
- 23 Phillip Lindsay, 5-8, 190, Jr.**
- 21 Kyle Evans, 5-6, 175, Soph.*

HOLDER

- 82 Robert Orban, 6-6, 195, Jr.*
- 89 Alex Kinney, 6-1, 205, Soph.*

SNAPPER (Short & Long)

- 63 J.T. Bale, 6-2, 205, Fr.-RS
- 38 Chris Hill, 6-2, 225, Sr.*

INJURED / ● — OUT FOR 2016 SEASON

- 10 ● Diego Gonzalez, 6-0, 215, Sr.-5** (*Achilles*)
- 46 ● Trent Headley, OLB, 6-2, 225, Jr. (*shoulder*)
- 78 John Lisella, OL, 6-4, 280, Soph.* (*hypertension*)
- 95 ● Derek McCartney, OLB, 6-3, 250, Jr.** (*knee*)
- 73 Isaac Miller, OT, 6-7, 280, Fr.-RS (*knee*)
- 39 ● Jaisen Sanchez, S, 6-1, 200, Soph.* (*knee*)
- 9 ● Juwann Winfree, WR, 6-3, 205, Jr. (*knee*)

(L)—throws or kicks left-handed/footed.

Seniors (23): Listing with a (-5) indicates fifth-year senior (13); the others (10) are fourth-year seniors. *Two fourth-year juniors have declared this their senior season.*

OR—indicates those listed are considered even (co-first/second/third team status);

ITALICS—Players listed in *italics* left the previous game with an injury and their status is questionable.

(Heights and weights as of August 6, 2016)

By popular demand:
THIS WEEK'S CELEBRITY DEPTH

RABBIT BACK

- 3 Roger Rabbit, 3-10, 74, Fr.-RS
- 10 Bugs Bunny, 5-11, 110, Sr.***



*—denotes number of letters earned through 2015; *Injured players listed in italics (status questionable or doubtful—not out for an extended time; probables listed as normal).*

CAPTAINS:

- 5 George Frazier, TE/HB
- 13 Sefo Liufau, QB
- 76 Jeromy Irwin, OT
- 31 Kenneth Olugbode, ILB
- 23 Phillip Lindsay, TB

COLORADO FOOTBALL / ALPHABETICAL ROSTER

(as of November 7 a.m.)

No.	Player	Pos.	Ht.	Wt.	Class	Exp.	Hometown (High School/Previous College)	Status
19	ADKINS II, Michael	TB	5-10	205	Jr.	3L	San Diego, Calif. (Helix)	S 2/2
16	AWINI, Jaleel	WR	6- 2	215	Sr.	1L	Aurora, Colo. (Rangeview/Air Force)	S 1/1
4	AWUZIE, Chidobe	DB	6- 0	205	Sr.	3L	San Jose, Calif. (Oak Grove)	S 2/1
84	BAGBY, David	WR	6- 0	180	Sr.	VR	San Diego, Calif. (Torrey Pines/Arizona)	WO 1/1
63	BALE, J.T.	SN	6- 2	205	Fr.	RS	La Mirada, Calif. (La Mirada)	WO 4/4
69	BANDI, Mo	OL	6- 5	270	Fr.	HS	Longmont, Colo. (Niwot)	WO 4/4
57	BENNIION, Sam	OLB	6- 5	230	Fr.	HS	North Logan, Utah (Logan)	S 5/4
41	BERGNER, Andrew	CB	5-11	170	Jr.	1L	Parker, Colo. (Legend/Arizona State)	WO 2/2
35	BISHARAT, Beau	TB	6- 2	215	Fr.	HS	Sacramento, Calif. (Jesuit)	S 5/4
2	BLACKMON, Ronnie	DB	5-10	180	Fr.	HS	Atlanta, Ga. (Westlake)	S 5/4
99	BOATMAN, Brian	TE	6- 3	225	Sr.	1L	Centennial, Colo. (Kent Denver)	WO 2/2
4	BOBO, Bryce	WR	6- 2	190	Jr.	2L	Covina, Calif. (Charter Oak)	S 2/2
43	BOUNDS, Chris	TE	6- 4	245	Fr.	RS	Thousand Oaks, Calif. (Chaminade College Prep)	S 4/4
70	CALLAHAN, Shane	OL	6- 6	300	Sr.	2L	Parker, Colo. (Chaparral/Auburn)	S 1/1
92	CARRELL, Jordan	DE	6- 3	300	Sr.	1L	Roseville, Calif. (Roseville/ American River College)	S 2/1
94	CARROLL, Ellis	ILB	6- 1	220	Fr.	HS	Boulder, Colo. (Boulder)	WO 5/4
87	COCHRANE, Xavier	WR	5- 9	170	So.	VR	Phoenix, Ariz. (Mountain Pointe)	WO 3/3
80	COLEMAN, Derek	TE	6- 5	215	Fr.	HS	Broomfield, Colo. (Legacy)	WO 5/4
59	COLEMAN, Timothy Jr.	DE	6- 3	250	Jr.	2L	Denver, Colo. (Mullen)	S 2/2
37	COOPER, Lucas	DB	5-10	180	Fr.	RS	Palos Verdes, Calif. (Palos Verdes)	WO 4/4
25	COURTNEY, Daniel	WR	6- 2	180	Fr.	HS	Miami, Fla. (Columbus)	WO 5/4
89	DEMENT, Kevin	WR	5-11	180	So.	HS	Centennial, Colo. (Arapahoe)	WO 3/3
17	ENTO, Kablion	WR	6- 3	180	Jr.	JC	Pine Bluff, Ark. (Dollarway/East Central [Miss.] CC)	S 3/2
21	EVANS, Kyle	TB	5- 6	175	So.	1L	San Jose, Calif. (Archbishop Mitty)	S 3/3
42	FALO, N.J.	OLB	6- 2	220	So.	1L	Sacramento, Calif. (Inderkum)	S 4/3
1	FIELDS, Shay	WR	5-11	180	Jr.	2L	Bellflower, Calif. (St. John Bosco)	S 3/2
7	FISHER, Nick	DB	6- 0	180	So.	1L	Temecula, Calif. (Great Oak)	S 4/3
56	FRANKE, Jase	DT	6- 3	260	So.	1L	Camarillo, Calif. (St. Bonaventure)	S 3/3
5	FRAZIER, George	TE/HB	6- 2	260	Jr.	2L	Monrovia, Calif. (Monrovia)	S 2/2
88	GALLOWAY, Danny	WR	6- 0	200	Jr.	VR	Lone Tree, Colo. (Highlands Ranch/Willamette)	WO 2/2
32	GAMBOA, Rick	ILB	6- 0	230	So.	1L	Sylmar, Calif. (Chaminade College Prep)	S 3/3
7	GEHRKE, Jordan	QB	6- 1	200	Sr.	2L	Scottsdale, Ariz. (Notre Dame Prep/Scottsdale CC)	S 1/1
98	GILBERT, Jimmie	OLB	6- 5	230	Sr.	3L	College Station, Texas (A&M Consolidated)	S 2/1
44	GILLAM, Addison	ILB	6- 3	230	Jr.	3L	Palo Cedro, Calif. (Foothill)	S 2/2
10	GORDON, Dino	TB	5-11	210	Fr.	RS	Compton, Calif. (Millikan)	S 4/4
15	GRAHAM, Chris	PK	6- 3	235	Jr.	2L	Burlingame, Calif. (Burlingame)	S 2/2
83	GRUNDMAN, Sean	WR	6- 2	205	Jr.	VR	Monument, Colo. (Lewis-Palmer/Western State)	WO 2/2
45	GRZESIEK, Tanner	TB	5-10	200	Jr.	TR	Colorado Springs, Colo. (Classical Academy/UCCS)	WO 2/2
64	HAIGLER, Aaron	OL	6- 7	270	Fr.	RS	Northridge, Calif. (Notre Dame)	S 4/4
27	HALL, Joseph	WR	5- 9	170	Jr.	1L	San Luis Obispo, Calif. (Mission Prep)	WO 2/2
96	HASSELBACH, Terran	OLB	6- 1	240	So.	1L	Parker, Colo. (Regis)	S 3/3
38	HILL, Chris	TE/HB	6- 2	225	Sr.	1L	Highlands Ranch, Colo. (Mountain Vista)	S 2/2
99	HOWARD, Aaron	OLB	6- 1	230	Sr.	2L	Denver, Colo. (East/Willamette)	S 1/1
79	HUCKINS, Jonathan	OL	6- 4	285	Jr.	2L	The Woodlands, Texas (The Woodlands)	S 2/2
29	HUDSON, Uryan	DB	5- 9	150	Fr.	HS	Manvel, Texas (Manvel)	WO 5/4
6	HUNTLEY III, Johnny	WR	6- 3	210	Fr.	HS	Plantation, Fla. (South Plantation)	S 5/4
76	IRWIN, Jeromy	OL	6- 5	295	Jr.	3L	Cypress, Texas (Cypress Fairbanks)	S 2/2
81	IRWIN, Sean	TE	6- 3	250	Sr.	3L	Cypress, Texas (Cypress Fairbanks)	S 1/1
52	JACKSON III, Leo	DE	6- 3	275	Jr.	1L	Decatur, Ga. (North Atlanta/Foothill College)	S 2/2
85	JAN, Justin	WR	6- 3	210	Fr.	RS	Chandler, Ariz. (Chandler)	S 4/4
36	JONES, Akil	LB	6- 0	220	Fr.	HS	San Jose, Calif. (Valley Christian)	S 5/4
8	JULMISSE, Anthony	DB	6- 1	185	Fr.	HS	Plantation, Fla. (South Plantation)	S 5/4
54	KAFVALU, Samson	DT	6- 4	295	Sr.	3L	Riverside, Calif. (Arlington)	S 1/1
75	KAISER, Josh	OL	6- 5	295	So.	1L	Mission Viejo, Calif. (Mission Viejo)	S 3/3
86	KEENEY, Dylan	TE/HB	6- 6	220	So.	1L	Granite Bay, Calif. (Granite Bay)	S 3/3
74	KELLEY, Alex	C	6- 2	310	Sr.	3L	Oceanside, Calif. (Vista)	S 1/1
89	KINNEY, Alex	P	6- 1	205	So.	1L	Fort Collins, Colo. (Rocky Mountain)	S 4/3
68	KOUGH, Gerrad	OL	6- 4	295	Jr.	2L	Pomona, Calif. (Pomona)	S 2/2
71	KRONSHAGE, Sam	OL	6- 6	295	Jr.	2L	The Woodlands, Texas (The Woodlands)	S 2/2
1	LAGUDA, Afolabi	DB	6- 1	205	Jr.	1L	Snellville, Ga. (Brookwood/Butler CC)	S 2/2
29	LEE, Donovan	TB	5- 9	180	Jr.	2L	West Hills, Calif. (Chaminade College Prep)	S 3/2
20	LEWIS, Drew	LB	6- 2	230	So.	JC	Sammamish, Wash. (Eastlake/Washington/Coffeyville)	S 3/3
23	LINDSAY, Phillip	TB	5- 8	190	Jr.	2L	Aurora, Colo. (Denver South)	S 2/2
78	LISELLA II, John	OL	6- 4	280	So.	1L	Littleton, Colo. (Columbine)	S 3/3
13	LIUFAU, Sefo	QB	6- 4	230	Sr.	3L	Tacoma, Wash. (Bellarmine Prep)	S 2/1
91	LOPEZ, Eddy	DT	6- 3	310	So.	2L	El Paso, Texas (Coronado)	S 3/3
56	LYNOTT, Tim Jr.	OL	6- 3	300	Fr.	RS	Parker, Colo. (Regis)	S 4/4

-continued-

Colorado Alphabetical Roster, continued...

No.	Player	Pos.	Ht.	Wt.	Class	Exp.	Hometown (High School/Previous College)	Status
14	MacINTYRE, Jay	WR	5-10	190	So.	1L	Boulder, Colo. (Monarch)	S 3/3
34	MAKA, Pookie	OLB	6- 3	205	Fr.	HS	Salt Lake City, Utah (Cottonwood)	S 5/4
17	MARKSBERRY, Casey	QB	6- 3	180	Fr.	HS	Gwinnett, Ga. (Waunakee)	WO 5/4
93	MATHEWES, Michael	DE	6- 4	260	So.	1L	Mission Viejo, Calif. (Mission Viejo)	S 3/3
16	McGARRY, Tyler	QB	6- 0	205	Fr.	HS	Studio City, Calif. (Notre Dame)	WO 4/4
51	MEEK, Bryan	LB	6- 0	215	Jr.	HS	Niwot, Colo. (Niwot/Air Force)	WO 2/2
60	MIDDLEMISS, Dillon	OL	6- 5	295	Fr.	RS	Arvada, Colo. (Pomona)	S 4/4
73	MILLER, Isaac	OL	6- 7	280	Fr.	RS	Longmont, Colo. (Silver Creek)	S 4/4
25	MOELLER, Ryan	DB	6- 1	215	Jr.	2L	Rifle, Colo. (Rifle)	S 2/2
12	MONTEZ, Steven	QB	6- 5	225	Fr.	RS	El Paso, Texas (Del Valle)	S 4/4
15	NOYER, Sam	QB	6- 4	215	Fr.	HS	Beaverton, Ore. (Beaverton)	S 5/4
26	OLIVER, Isaiah	DB	6- 1	190	So.	1L	Goodyear, Ariz. (Brophy Prep)	S 4/3
31	OLUGBODE, Kenneth	ILB	6- 1	220	Sr.	3L	San Jose, Calif. (Bellarmine Prep)	S 2/1
82	ORBAN, Robert	WR	6- 6	195	Jr.	1L	Denver, Colo. (Regis)	WO 2/2
9	PATTERSON, T.J.	QB	6- 3	185	Jr.	VR	Boulder, Colo. (Boulder/Wyoming)	WO 2/2
95	PORTER, Nick	P/PK	6- 0	185	Fr.	RS	Louisville, Colo. (Fairview)	WO 4/4
49	PRICE, Davis	PK	6- 2	190	Fr.	HS	Evergreen, Colo. (Evergreen)	WO 5/4
3	RAKESTRAW, Derrion	WR	6- 2	175	Fr.	HS	Woodstock, Ga. (Sequoyah)	S 5/4
3	RIPPY, Deaysean	OLB	6- 2	240	Sr.	1L	McKees Rocks, Pa. (Sto-Rox/Univ. of Pittsburgh)	S 1/1
90	ROBERTS, Terriek	DE/OT	6- 6	255	Fr.	HS	Denver, Colo. (South)	S 5/4
2	ROSS, Devin	WR	5- 9	185	Jr.	3L	Altadena, Calif. (Bishop Alemany)	S 2/2
33	SANDERS, Chase	S	6- 0	185	Fr.	HS	Jupiter, Fla. (Jupiter)	WO 5/4
30	SEVERSON, Ryan	ILB	5-10	205	Sr.	3L	San Jose, Calif. (Valley Christian)	S 2/1
47	SHAVER, Christian	OLB	6- 3	230	Jr.	2L	Sandy, Utah (Jordan)	S 3/2
65	SHAW, Austin	LS	6- 4	220	Fr.	HS	Austin, Texas (Regents School)	WO 4/4
28	SILZER, Cameron	P	5-11	180	Jr.	VR	Templeton, Calif. (Templeton/Grossmont/Cuesta)	WO 2/2
61	SMITH, Kolter	OL	6- 2	280	Fr.	HS	Edmond, Okla. (Deer Creek)	WO 5/4
45	STOLTENBERG, Jacob	LB	6- 0	230	Fr.	HS	Sugar Land, Texas (Clements)	WO 5/4
66	SUTTON, Colin	OL	6- 5	290	Jr.	1L	Foothill Ranch, Calif. (Orange Lutheran)	S 2/2
27	TALIANKO, Travis	OLB	6- 1	215	Sr.	1L	Sierra Madre, Calif. (St. Francis/San Jose State/College of the Canyons)	S 1/1
28	TALLEY, Daniel	DB	6- 2	210	So.	TR	Aurora, Colo. (Regis/CSU-Pueblo)	WO 3/3
9	THOMPSON, Tedric	DB	6- 1	205	Sr.	3L	Valencia, Calif. (Valencia)	S 2/1
55	TONZ, Brett	DE	6- 3	285	Fr.	RS	Peoria, Ariz. (Centennial)	S 4/4
22	TREGO, Kyle	DB	6- 0	190	So.	JC	Discovery Bay, Calif. (Liberty/Diablo Valley College)	S 4/3
48	TUGGLE, Joey	TB	5- 7	185	Jr.	VR	Aurora, Colo. (Smoky Hill)	WO 2/2
72	TUILOMA, Lyle	DT	6- 3	305	Fr.	RS	Nanakuli, Hawai'i (Nanakuli)	S 4/4
58	TUPOU, Josh	DT	6- 3	325	Sr.	3L	Buena Park, Calif. (Buena Park)	S 1/1
5	UDOFFIA, Trey	DB	6- 0	185	Fr.	HS	Loomis, Calif. (Del Oro)	S 5/4
50	UMU, Frank	DE	6- 4	280	Fr.	RS	Littleton, Colo. (Heritage)	S 4/4
77	VAUGHN, Hunter	OL	6- 7	290	Fr.	HS	Parker, Colo. (Legend)	S 5/4
18	WALKER, Lee	WR	6- 0	180	So.	1L	San Diego, Calif. (James Madison)	S 3/3
53	WIEFELS, Sully	OL	6- 3	305	Sr.	1L	Eagle, Idaho (Eagle/American River College)	S 1/1
23	WITHERSPOON, Ahkello	DB	6- 3	195	Sr.	2L	Sacramento, Calif. (Christian Brothers/Sacramento City CC)	S 2/1

Heights and weights recorded as of August 6, 2016. **EXPERIENCE KEY:** #L—indicates number of letters earned through 2015; HS—high school; JC—junior college transfer; RS—freshman redshirt in 2015; TR—transfer; VR—varsity reserve performer. **STATUS KEY (Fall):** S—scholarship, WO—walk-on; #/#—clock at start of 2016 season, i.e., 2/1: two years to play one in eligibility. Note: Boatman & Hill are fourth-year juniors declaring senior status.

Inactive Roster Players (Injured/Ineligible/Etc.)

No.	Player	Pos.	Ht.	Wt.	Class	Exp.	Hometown (High School/Previous College)	Reason	Status
62	EGGERS, Justin	OL	6- 5	310	Fr.	TR	Marshall, Wis. (Marshall/Western Illinois)	Transfer	WO 4/4
10	GONZALEZ, Diego	PK	6- 0	215	Sr.	2L	Monterrey, MEXICO (Prepa Tec/Monterrey Tech)	Injured (Achilles)	S 1/1
46	HEADLEY, Trent	OLB	6- 2	225	Jr.	VR	Littleton, Colo. (Columbine/Metro State)	Injured (shoulder)	WO 2/2
95	McCARTNEY, Derek	OLB	6- 3	250	Jr.	2L	Westminster, Colo. (Faith Christian)	Injured (knee)	S 2/2
39	SANCHEZ, Jaisen	DB	6- 1	200	So.	1L	Kapolei, Hawai'i (St. Louis)	Injured (knee)	S 3/3
9	WINFREE, Juwann	WR	6- 3	205	Jr.	JC	Englewood, N.J. (Dwight Morrow/Maryland/Coffeyville)	(knee)	S 3/2

Grayshirt Candidates

No.	Player	Pos.	Ht.	Wt.	Class	Exp.	Hometown (High School/Previous College)	Status
....	LYTLE, Chance	OT	6- 7	290	Fr.	HS	San Antonio, Texas (Churchill)	S 5/4
....	PURSELL, Colby	OL	6- 4	290	Fr.	HS	Valencia, Calif. (Hart)	S 5/4

2016 COACHING STAFF: Head Coach: Mike MacIntyre. Assistant Coaches: Jim Leavitt (DC/LB), Brian Lindgren (OC/QB), Darrin Chiaverini (co-OC/WR), Klayton Adams (OL), Gary Bernardi (TE/HB), Charles Clark (CB), Darian Hagan (RB), Jim Jeffcoat (DL), Joe Tumpkin (S), Drew Wilson (S&C).
Grad Assistants: Corey Edsall, John Hughes, Peter Tuitupou, Chidera Uzo-Diribe.

2016 TEAM CAPTAINS: HB George Frazier (#5), OT Jeromy Irwin (#76), TB Phillip Lindsay (#23), QB Sefo Liufau (#13), ILB Kenneth Olugbode (#31).

Colorado Football Statistics / 2-2-2

DEFENSIVE

Pos	Player	G	Plays	Tackles			Avg.	For Loss		Miscellaneous									
				UT	AT	TOTAL		Sacks	Other	TZ	3DS	QBP	QCD	FR	FF	PBU			
LB	Kenneth Olugbode.....	9	547	61	32	93	10.3	2-12	3- 5	4	5	2	2	2	1	0			
DB	Tedric Thompson.....	9	544	31	28	59	6.6	0- 0	2- 6	1	10	2	0	0	0	10			
LB	Rick Gamboa.....	9	374	28	30	58	6.4	0- 0	1- 5	1	6	1	0	0	0	4			
DB	Afolabi Laguda.....	9	544	36	18	54	6.0	0- 0	1- 1	3	3	1	0	1	1	3			
DB	Chidobe Awuzie.....	9	544	33	6	39	4.3	3-28	2- 3	0	12	3	0	0	2	8			
DT	Josh Tupou.....	9	339	19	18	37	4.1	1½- 8	1- 1	3	1	3	1	0	0	0			
LB	Addison Gillam.....	9	206	21	16	37	4.1	2-20	1- 1	1	4	6	1	0	1	2			
DT	Jordan Carrell.....	9	442	23	12	35	3.9	3½-23	1- 1	1	3	5	1	1	0	0			
LB	Jimmie Gilbert.....	9	461	24	10	34	3.8	6½-74	2- 9	0	11	5	3	0	5	2			
DL	Samson Kafovalu.....	9	405	18	15	33	3.7	2½-15	0- 0	3	4	6	1	0	0	0			
DB	Ryan Moeller.....	9	298	13	14	27	3.0	0- 0	1- 2	0	1	1	0	0	0	1			
DB	Isaiah Oliver.....	9	286	16	2	18	2.0	0- 0	1- 5	0	5	0	0	0	1	8			
DB	Ahkello Witherspoon..	9	500	11	2	13	1.4	0- 0	0- 0	0	5	0	0	1	0	12			
DL	Leo Jackson III.....	9	177	7	5	12	1.3	0- 0	0- 0	0	1	1	1	0	0	0			
DT	Jase Franke.....	8	57	8	1	9	1.1	0- 0	0- 0	1	0	1	1	0	1	0			
LB	Christian Shaver.....	9	126	4	3	7	0.8	1-10	1- 4	0	3	0	0	0	0	1			
DE	Timothy Coleman.....	8	113	2	5	7	0.8	½- 6	0- 0	0	2	2	0	0	0	0			
LB	Drew Lewis.....	3	43	6	1	7	2.3	1- 6	0- 0	0	2	0	0	0	1	1			
LB	N.J. Faló.....	5	119	2	3	5	1.0	½- 6	0- 0	0	1	1	0	0	0	2			
LB	Ryan Severson.....	2	35	4	1	5	2.5	0- 0	0- 0	0	1	1	0	0	0	0			
DE	Aaron Howard.....	3	19	4	1	5	1.7	0- 0	0- 0	0	0	0	0	0	0	0			
DB	Nick Fisher.....	5	38	2	2	4	0.8	0- 0	0- 0	0	1	0	0	0	0	0			
LB	Terran Hasselbach.....	8	114	3	0	3	0.4	0- 0	0- 0	0	1	0	0	0	0	1			
LB	Derek McCartney.....	3	67	1	2	3	1.0	0- 0	1- 2	0	1	0	1	1	0	0			
DB	Anthony Julmisse.....	4	45	3	0	3	0.8	0- 0	0- 0	0	0	1	0	1	0	0			
DB	Lucas Cooper.....	2	13	2	0	2	1.0	0- 0	0- 0	0	0	0	0	0	0	0			
DB	Andrew Bergner.....	3	35	1	1	2	0.7	0- 0	0- 0	0	0	0	0	0	1	1			
DL	Frank Umu.....	2	18	1	0	1	0.5	0- 0	0- 0	0	0	0	0	0	0	0			
DL	Brett Tonz.....	3	16	1	0	1	0.3	0- 0	0- 0	0	0	0	0	0	0	0			
DL	Michael Mathewes.....	2	15	0	1	1	0.5	0- 0	0- 0	0	1	1	0	0	0	0			
DB	Daniel Talley.....	2	21	0	0	0	0.0	0- 0	0- 0	0	0	0	0	0	0	0			
LB	Travis Taliainko.....	1	14	0	0	0	0.0	0- 0	0- 0	0	0	0	0	0	0	0			
DT	Lyle Tuiloma.....	1	3	0	0	0	0.0	0- 0	0- 0	0	0	0	0	0	0	0			
....	Team.....	9	0	1	0	1	0.1	1- 8	0- 0	0	0	0	0	0	0	0			

DEFENSIVE SCRIMMAGE SNAPS: 598. **FOURTH DOWN STOPS (5;** included in third down stops above): Gamboa, Gilbert, Jackson Mathewes, Thompson.
TOUCHDOWN SAVES (21): Thompson 5, Laguda 3, Witherspoon 3, Awuzie 2, Gilbert 2, Gillam 2, Olugbode 2, Carrell, Oliver.
INTERCEPTIONS CAUSED (6): Gillam 2, Franke, Gilbert, Olugbode, Tupou. **SACKS FOR 0 (0):** None; Opponents 0. **SAFETIES (0):** None.

SPECIAL TEAMS STATISTICS

Player	UT	UT/20	AT	AT/20	FF	FR	KSD	WB	DP	BLK	FFC	FDf	RK	OTH	POINTS
Chidobe Awuzie.....	2	0	2	0	1	0	0	0	1	1	2	6	0	3	= 18
Ryan Moeller.....	5	0	3	1	0	0	0	0	1	0	5	3	0	0	= 18
Isaiah Oliver.....	7	1	2	0	0	0	1	0	0	1	5	0	1	1	= 15
Anthony Julmisse.....	2	0	5	0	0	4	0	0	3	1	0	0	0	0	= 18
Ryan Severson.....	2	0	0	0	1	0	7	0	1	0	1	1	0	1	= 14
Drew Lewis.....	4	2	1	0	0	0	1	0	0	0	4	0	1	1	= 13
Beau Bisharat.....	4	0	2	0	0	2	0	0	0	1	0	0	0	0	= 9
N.J. Faló.....	1	1	2	1	1	0	2	0	0	0	0	0	0	0	= 8
George Frazier.....	2	0	0	0	0	5	0	0	0	0	0	0	0	0	= 7
J.T. Bale.....	0	0	2	0	0	0	0	0	0	3	1	0	0	0	= 6
Andrew Bergner.....	3	0	1	0	0	0	1	0	0	0	0	0	0	1	= 6
Kabion Ento.....	1	0	0	0	0	5	0	0	0	0	0	0	0	0	= 6
Nick Fisher.....	1	0	1	1	0	0	1	0	0	0	0	0	0	1	= 5
Johnny Huntley III.....	2	0	1	1	0	0	1	0	0	0	0	0	0	0	= 5
Daniel Talley.....	1	0	1	0	0	0	3	0	0	0	0	0	0	0	= 5
Afolabi Laguda.....	1	1	1	0	0	0	1	0	0	0	0	0	0	0	= 4
Robert Orban.....	0	0	0	0	0	0	4	0	0	0	0	0	0	0	= 4
Christian Shaver.....	0	0	0	0	0	0	0	0	1	0	2	1	0	0	= 4

Player	UT	UT/20	AT	AT/20	FF	FR	KSD	WB	DP	BLK	FFC	FDf	RK	OTH	POINTS
Sean Irwin.....	0	0	0	0	0	0	3	0	0	0	0	0	0	0	= 3
Lee Walker.....	1	0	1	0	0	0	1	0	0	0	0	0	0	0	= 3
Jaleel Awini.....	1	0	1	0	0	0	0	0	0	0	0	0	0	0	= 2
Chris Bounds.....	1	0	1	0	0	0	0	0	0	0	0	0	0	0	= 2
Lucas Cooper.....	1	1	0	0	0	0	0	0	0	0	0	0	0	0	= 2
Aaron Howard.....	0	0	0	0	0	2	0	0	0	0	0	0	0	0	= 2
Kenneth Olugbode....	1	0	0	0	0	0	0	0	0	0	0	1	0	0	= 2
Tedric Thompson.....	0	0	0	0	0	0	1	0	0	0	0	0	0	1	= 2
Shane Callahan.....	1	0	0	0	0	0	0	0	0	0	0	0	0	0	= 1
Kyle Evans.....	0	0	1	0	0	0	0	0	0	0	0	0	0	0	= 1
Diego Gonzalez.....	1	0	0	0	0	0	0	0	0	0	0	0	0	0	= 1
Chris Graham.....	1	0	0	0	0	0	0	0	0	0	0	0	0	0	= 1
Phillip Lindsay.....	0	0	0	0	0	1	0	0	0	0	0	0	0	0	= 1
Dylan Keeney.....	0	0	0	0	0	0	1	0	0	0	0	0	0	0	= 1
Alex Kinney.....	0	0	1	0	0	0	0	0	0	0	0	0	0	0	= 1
Travis Taliainko.....	0	0	0	0	0	1	0	0	0	0	0	0	0	0	= 1
Kyle Trego.....	0	0	0	0	0	0	1	0	0	0	0	0	0	0	= 1

BLOCKED KICKS SUMMARY (1): Awuzie (FG, UCLA). **OTHER—Field Goal Pressures:** Awuzie, Thompson. **Punt Pressure:** Bergner. **Touchdown Saves:** Awuzie. **Stuffed Punt Fakes:** Fisher. **Caused Penalties:** Awuzie, Lewis, Oliver, Severson.)

KEY: UT—Unassisted Tackle; UT/20—UT Inside-the-20; AT—Assisted Tackle; AT/20—AT Inside-the-20; TZ—Tackles For Zero; 3DS—Third/Fourth Down Stops (tackles, INTs, QBPs or PBUs); QBP—Quarterback Pressure; QCD—Quarterback Chasedowns; FF—Forced Fumble; FR—Fumble/Muff Recovery (Opponent on defense or CU or Opponent on special teams); PBU—Passes Broken Up; KSD—Knockdown or Springing Block on Kick Return; WB—Wedge Break; DP—Downed Punt (meaningful); BLK—Blocked Kick; RK—Recovered Blocked Kick, Punt or On-side kick; FFC—Forced Fair Catch; FDF—First Downfield (on kickoff or punt that altered return path); CP—Caused Penalty. A defensive game played is credited only when a player is in for at least one defensive play; defensive tackles do not include special team tackles. **NOTE:** Defensive/special team statistics compiled from coaches' video; NCAA/Pac-12 Colorado stats are not accurate.

YARDS BY QUARTER/HALF

Game	COLORADO							OPPONENT							COLORADO					OPPONENT				
	1Q	2Q	3Q	4Q	2H	OT	GAME	1Q	2Q	3Q	4Q	2H	OT	GAME	20+	10+	5+	20+	10+	5+				
Colorado State	253	111	364	110	104	214	---	578	10	69	79	98	48	146	---	225	6	18	42	1	8	21		
Idaho State	164	246	410	114	73	187	---	597	35	13	48	35	13	48	---	96	5	15	43	0	1	10		
Michigan	195	37	232	70	23	93	---	325	66	141	207	151	39	190	---	397	3	12	19	5	15	25		
Oregon	203	148	351	142	100	242	---	593	86	132	218	181	109	290	---	508	7	18	42	7	17	33		
Oregon State	161	202	363	111	89	200	---	563	95	49	144	63	19	82	---	226	7	16	40	1	7	24		
Southern California	70	57	127	109	135	244	---	371	141	126	267	116	165	281	---	548	4	14	29	6	22	38		
Arizona State	158	147	305	211	64	275	---	580	65	49	114	46	39	85	---	199	4	19	39	3	7	14		
Stanford	24	153	177	145	37	182	---	359	77	54	131	49	83	132	---	263	2	18	32	3	9	21		
UCLA	59	105	164	78	62	140	---	304	87	15	102	38	70	108	---	210	0	11	34	3	7	17		
Arizona																								
Washington State																								
Utah																								

ATTENDANCE

Site	G	Attendance	Average	High	W-L
In Boulder.....	4	178,693	44,673.3	48,588	4-0
On The Road ...	4	276,853	69,213.3	110,042	2-2
Neutral.....	1	69,850	69,850.0	69,850	1-0

PUNT RETURNS

Player	G	No.	Yards	Avg.	Long	TD
Isaiah Oliver.....	9	9	144	16.0	68t	1
Jay MacIntyre.....	9	17	152	8.9	32	0

KICKOFF RETURNS

Player	G	No.	Yards	Avg.	Long	TD
Phillip Lindsay.....	9	1	26	26.0	26	0
Anthony Julmisse.....	9	10	219	21.9	33	0

INTERCEPTION RETURNS

Player	G	No.	Yards	Avg.	Long	TD
Tedric Thompson.....	9	4	50	12.5		

Colorado Football Statistics / 4-4-4

SCORING DRIVES (Game-By-Game)

Opponent	Plays	Yards	Time	Result	Qtr	(Down) How	PAT	Quarterback
Colorado State	11	73	2:59	TD	1	(2) Kelley recovered fumble in end zone	Gonzalez	Liufau
Colorado State	6	70	1:56	TD	1	(2) Ross 17 pass from Liufau	Gonzalez	Liufau
Colorado State	3	62	1:09	TD	1	(2) Lindsay 1 run	Gonzalez	Liufau
Colorado State	4	1	1:14	*FG	2	(4) Gonzalez 30 FG	Liufau
Colorado State	5	59	1:01	TD	2	(1) Lindsay 1 run	Gonzalez	Liufau
Colorado State	16	64	4:17	FG	3	(4) Gonzalez 29 FG	Liufau
Colorado State	10	61	4:28	*FG	3	(4) Gonzalez 22 FG	Liufau
Colorado State	11	50	6:20	*TD	4	(3) Evans 1 run	Gonzalez	Liufau
Idaho State	5	77	2:11	TD	1	(1) Ross 15 pass from Liufau	Gonzalez	Liufau
Idaho State	5	61	1:34	TD	1	(1) Lindsay 6 run	Gonzalez	Liufau
Idaho State	8	48	2:08	TD	2	(2) Lindsay 2 run	Gonzalez	Liufau
Idaho State	4	52	1:39	TD	2	(3) Evans 1 run	Gonzalez	Liufau
Idaho State	8	66	3:10	TD	2	(4) Hill 4 pass from Liufau	Gonzalez	Liufau
Idaho State	5	62	1:46	TD	2	(1) Liufau 19 run	Gonzalez	Liufau
Idaho State	4	82	1:14	TD	2	(1) Ento 69 pass from Montez	Gonzalez	Montez
Idaho State	6	38	1:54	*TD	3	(3) Ento 19 pass from Montez	Graham	Montez
Michigan	3	49	0:51	TD	1	(2) Ross 37 pass from Liufau	Gonzalez	Liufau
Michigan	10	67	4:38	TD	1	(2) Ross 6 pass from Liufau	Gonzalez	Liufau
Michigan	3	80	0:58	TD	3	(1) Fields 70 pass from Liufau	Gonzalez	Liufau
Oregon	8	80	2:47	TD	1	(2) Lindsay 1 run	Graham	Montez
Oregon	9	41	3:28	FG	1	(4) Graham 24 FG	Montez
Oregon	12	87	1:34	TD	1	(2) Fields 7 pass from Montez	PAT blocked	Montez
Oregon	4	63	1:34	TD	2	(2) Montez 3 run	Graham	Montez
Oregon	10	60	2:31	FG	2	(3) Graham 33 FG	Montez
Oregon	5	75	2:01	TD	3	(1) Ross 48 pass from Montez	Graham	Montez
Oregon	7	70	2:48	TD	4	(3) Bobo 31 pass from Montez	Montez-to-Bobo	Montez
Oregon State	7	75	2:06	TD	1	(2) Fields 51 pass from Montez	PAT blocked	Montez
Oregon State	10	86	3:21	TD	1	(2) Fields 33 pass from Montez	Price	Montez
Oregon State	5	87	1:28	TD	2	(1) Fields 63 pass from Montez	Price	Montez
Oregon State	7	40	1:53	TD	2	(4) Lindsay 1 run	Price	Montez
Oregon State	9	44	2:16	FG	2	(4) Price 54 FG	Montez
Oregon State	10	47	3:23	*FG	3	(4) Price 22 FG	Montez
Oregon State	15	84	5:04	TD	4	(2) Adkins 1 run	Price	Gehrke
Southern California	1	67	0:11	*TD	3	(1) Lindsay 67 pass from Bobo	Price	Montez
Southern California	8	84	2:47	TD	4	(3) Bobo 10 pass from Montez	Price	Montez
Southern California	10	51	3:39	FG	4	(4) Price 42 FG	Montez
Arizona State	10	81	2:49	TD	1	(1) Evans 16 run	Price	Liufau
Arizona State	12	72	4:54	FG	2	(4) Price 20 FG	Liufau
Arizona State	4	75	1:46	TD	2	(3) Liufau 3 run	Price	Liufau
Arizona State	8	56	2:10	TD	2	(1) Lindsay 13 run	PAT failed	Liufau
Arizona State	1	75	0:12	TD	3	(1) Lindsay 75 run	Price	Liufau
Arizona State	12	62	4:28	*FG	3	(4) Graham 36 FG	Liufau
Arizona State	8	47	4:48	TD	4	(3) Lindsay 4 run	Graham	Liufau
Stanford	9	73	3:01	TD	2	(3) Fields 15 pass from Liufau	Graham	Liufau
Stanford	8	15	4:10	*FG	4	(4) Graham 23 FG	Liufau
UCLA	8	38	2:31	*TD	1	(2) Lindsay 1 run	Graham	Liufau
UCLA	7	15	3:54	FG	3	(4) Graham 21 FG	Liufau
UCLA	14	54	6:02	FG	4	(4) Graham 37 FG	Liufau

(*—scored following a turnover).

Drive Analysis

DISTANCE Length (minus)	COLORADO		OPPONENT	
	TD	FG	TD	FG
0—9	0	1	0	0
10—19	0	2	0	0
20—29	0	0	2	0
30—39	2	0	3	1
40—49	3	3	2	3
50—59	4	2	1	1
60—69	8	4	2	1
70—79	9	1	3	0
80—89	9	0	2	0
90—99	0	0	1	0

GAME OPENING DRIVES

Game	COLORADO			OPPONENT		
	Pts	FD	Yds	Pts	FD	Yds
Colorado State	7	6	73	0	0	7
Idaho State	7	4	77	0	1	11
Michigan	7	2	49	0	1	19
Oregon	7	4	80	0	0	3
Oregon State	0	0	0	0	1	15
Southern California	0	0	2	0	3	60
Arizona State	7	5	81	0	0	3
Stanford	0	2	20	0	0	-3
UCLA	0	1	12	0	0	-19
Arizona						
Washington State						
Utah						

SECOND HALF OPENING DRIVES

Game	COLORADO			OPPONENT		
	Pts	FD	Yds	Pts	FD	Yds
Colorado State	3	4	64	0*	2	38
Idaho State	0	1	16	0	1	15
Michigan	7	2	80	7	1	45
Oregon	7	3	75	0	2	31
Oregon State	0	2	42	0	1	21
Southern California	0	0	7	0	1	36
Arizona State	7	1	75	0	0	4
Stanford	0	5	72	0	3	44
UCLA	0	1	21	0	0	5
Arizona						
Washington State						
Utah						

(*—drive ended by a turnover)

POSSESSIONS AT-A-GLANCE

	Avg. 3-Plays				
	No.	Plays	Snaps & Out*	Snaps	TD
Colorado	123	728	5.92	30	20.2 (36)
Opponent	126	598	4.75	41	37.4 (16)

(*—less if there is a turnover; must not have earned a first down or scored a touchdown.)

POINTS BY DRIVE

Drive (CU/Opp)	COLORADO			OPPONENT		
	Pts	TD	FG	Pts	TD	FG
1 (9/9)	35	5	0	0	0	0
2 (9/9)	23	3	1	13	1	2
3 (9/9)	37	5	1	14	2	0
4 (9/9)	35	5	0	14	2	0
5 (9/9)	23	3	1	16	1	3
6 (9/9)	13	1	2	10	1	1
7 (9/9)	21	3	0	0	0	0
8 (9/9)	21	3	0	10	1	1
9 (9/9)	6	0	2	14	2	0
10 (9/9)	20	2	2	17	2	1
11 (9/9)	23	2	3	7	1	0
12 (9/9)	17	2	1	14	2	0
13 (6/8)	0	0	0	7	1	0
14 (4/4)	0	0	0	0	0	0
15 (3/3)	7	1	0	3	0	1
16 (1/2)	0	0	0	0	0	0
17 (1/1)	0	0	0	--	--	--

CU YARDS PER PLAY—TD Drives: 9.8 (236-2318); FG Drives: 4.9 (118-575); Non-Scoring Drives: 3.7 (374-1377).

Colorado Football Statistics / 6-6-6

FIRST DOWN PASSING

Player	Att-Com-Int	Pct.	Yards	FD	TD	Long	Sacked	Rating
Sefo Liufau.....	58-39-1	67.2	602	14	2	70t	3/17	162.4
Steven Montez.....	41-26-1	63.4	369	10	3	69t	2/12	158.3
Bryce Bobo.....	1- 1-0	100.0	67	1	1	67t	0/0	992.8
Jay MacIntyre.....	2- 1-0	50.0	14	1	0	14	0/0	108.8
Jordan Gehrke.....	1- 0-0	0.0	0	0	0	0	0/0	0.0

FIRST DOWN RUSHING

Player	Att.	Yards	Avg.	FD	TD	Long
Phillip Lindsay.....	78	471	6.0	12	5	75t
Kyle Evans.....	44	227	5.1	6	1	20
Sefo Liufau.....	28	133	4.8	5	1	19t
Steven Montez.....	17	78	4.6	2	0	14
Donovan Lee.....	17	62	3.4	1	0	15
Beau Bisharat.....	7	29	4.1	0	0	7
Troy Lewis.....	4	19	4.8	1	0	17
Anthony Julmisse.....	1	10	10.0	1	0	10
Devin Ross.....	2	6	3.0	0	0	8
Jay MacIntyre.....	1	3	3.0	0	0	3
Michael Adkins II.....	5	-1	-0.2	0	0	1
Team.....	6	-15	-2.5	0	0	-1

FIRST DOWN RECEIVING

Player	No.	Yards	Avg.	FD	TD	Long
Bryce Bobo.....	15	274	18.3	7	0	66
Devin Ross.....	15	198	13.2	6	2	48t
Shay Fields.....	13	309	23.8	5	2	70t
Phil Lindsay.....	10	112	11.2	4	1	67t
Jay MacIntyre.....	8	61	7.6	2	0	16
Donovan Lee.....	3	7	2.3	0	0	8
Kabion Ento.....	1	69	69.0	1	1	69t
Sefo Liufau.....	1	14	14.0	1	0	14
Chris Bounds.....	1	8	8.0	0	0	8

ALL-PURPOSE YARDS (Top 2) G Plays Rush Rec. PR KOR Total Avg. Avg./G

Phillip Lindsay.....	9	177	818	303	0	26	1,147	6.5	127.4
Shay Fields.....	9	33	12	602	0	0	614	18.6	68.2

QUARTERBACK SACKS (25-216)

Colorado State (2-24): Gilbert 1-16, Olugbode 1-8. **Idaho State (1-3):** Carrell 1-3. **Michigan (3-22):** Awuzie 1-10, Kafovalu 1-8, Gilbert ½-2, Tupou ½-2. **Oregon (3-24):** Carrell 1½-13; Kafovalu 1-7, Gilbert ½-4. **Oregon State (4-33):** Gilbert 2-26, Lewis 1-6, Tupou ½-1, Kafovalu ½-0. **USC (1-11):** Gillam 1-11. **Arizona State (5-43):** Gilbert 2-22, Gillam 1-9, Awuzie 1-8, Olugbode 1-4. **Stanford (3-28):** Carrell 1-7, Coleman ½-6, Falo ½-6, Tupou ½-5, Gilbert ½-4. **UCLA (3-28):** Awuzie 1-10, Shaver 1-10, Team 1-8.

SACKS BY QTR: CU 6-5-8-6 (0-OT); OPP 5-7-6-4 (0-OT)

2016 COLORADO BUFFALO SINGLE-GAME HIGHS

Individual

LONGEST SCORING RUN— 75, Phillip Lindsay vs. Arizona State
LONGEST NON-SCORING RUN— 37, Phillip Lindsay at Southern California
LONGEST SCORING PASS— 70, Sefo Liufau to Shay Fields at Michigan
LONGEST NON-SCORING PASS— 66, Sefo Liufau to Bryce Bobo vs. Arizona State
LONGEST KICKOFF RETURN— 33, Tony Julmisse vs. Oregon State
LONGEST PUNT RETURN— 68, Isaiah Oliver vs. UCLA
LONGEST INTERCEPTION RETURN— 51, Kenneth Olugbode vs. UCLA
LONGEST PUNT— 59, Alex Kinney at Stanford
LONGEST FIELD GOAL— 54, Davis Price vs. Oregon State
MOST TOUCHDOWNS— 3, Shay Fields vs. OSU; Phillip Lindsay vs. Arizona State
MOST RUSHING ATTEMPTS— 26, Phillip Lindsay vs. Arizona State
MOST RUSHING YARDS— 211, Phillip Lindsay vs. Arizona State
MOST PASS ATTEMPTS— 40, Steven Montez at Southern California
MOST PASS COMPLETIONS— 25, Steven Montez at Southern California
MOST INTERCEPTIONS THROWN— 2, Steven Montez at Oregon; Sefo Liufau vs. UCLA
MOST PASSING YARDS— 333, Steven Montez at Oregon
MOST TOUCHDOWN PASSES— 3, on three occasions (Montez 2, Liufau 1)
MOST RECEPTIONS— 11, Phillip Lindsay vs. UCLA
MOST RECEIVING YARDS— 169, Shay Fields vs. Oregon State
MOST TOTAL OFFENSIVE PLAYS— 53, on three occasions (Montez 2, Liufau)
MOST TOTAL OFFENSE— 468, Steven Montez at Oregon (333 pass, 135 rush)
MOST FIELD GOALS ATTEMPTED— 3, on three occasions (Graham 2, Gonzalez)
MOST FIELD GOALS MADE— 3, Diego Gonzalez vs. Colorado State
MOST TACKLES— 18, Kenneth Olugbode at Stanford (10 UT)
MOST SOLO TACKLES— 11, Kenneth Olugbode at Michigan (14 TT)
MOST TACKLES FOR LOSS— 3, Jordan Carrell at Oregon, Jimmie Gilbert vs. Arizona State
MOST QUARTERBACK SACKS— 2, Jimmie Gilbert vs. Oregon State, Arizona State
MOST QUARTERBACK HURRIES— 3, Jimmie Gilbert vs. Oregon State
MOST INTERCEPTIONS— 2, Tedric Thompson at Stanford
MOST PASSES BROKEN UP— 3, Tedric Thompson at Oregon
MOST THIRD/FOURTH DOWN STOPS— 4, Awuzie vs. CSU; Gilbert vs. ASU
MOST KNOCKDOWN BLOCKS (OL)— 5, Jeremy Irwin vs. Colorado State
MOST SPECIAL TEAM POINTS— 8, N.J. Falo vs. Oregon State (3T, 2 In20, 2 KD, 1 FF)

THIRD-FOURTH DOWN PASSING

Player	Att-Com-Int	Pct.	Yards	FD	TD	Long	Sacked	Rating
Sefo Liufau.....	45-27-1	60.0	248	18	2	22	4/26	116.5
Steven Montez.....	35-20-1	57.1	211	15	3	31t	3/14	130.4
Jordan Gehrke.....	4- 3-0	75.0	28	2	0	14	0/0	133.8

THIRD-FOURTH DOWN RUSHING

Player	Att.	FD/TD	Pct.	Yards	Avg.	TD	Att.-FD
Jordan Gehrke.....	1	1	100.0	23	23.0	0	0-0
Shay Fields.....	1	1	100.0	12	12.0	0	0-0
Michael Adkins.....	1	1	100.0	7	7.0	0	0-0
Kyle Evans.....	12	10	83.3	36	3.0	2	9-8
Phillip Lindsay.....	13	9	69.2	53	4.1	1	11-8
Sefo Liufau.....	23	12	52.2	106	4.6	1	6-4
Steven Montez.....	7	3	42.9	63	9.0	0	1-0
Beau Bisharat.....	1	0	0.0	2	2.0	0	0-0
Troy Lewis.....	3	0	0.0	8	2.7	0	0-0
Donovan Lee.....	3	0	0.0	-1	-0.3	0	0-0
Team.....	3	0	0.0	-7	0.0	0	0-0

THIRD-FOURTH DOWN RECEIVING

Player	No.	Yards	Avg.	FD	TD	Long
Devin Ross.....	11	72	6.5	8	0	17
Shay Fields.....	10	105	10.5	8	1	18
Phillip Lindsay.....	9	80	8.9	4	0	16
Bryce Bobo.....	8	101	12.6	6	2	31t
Kyle Evans.....	3	47	15.7	2	0	21
Kabion Ento.....	2	30	15.0	2	1	19t
Donovan Lee.....	2	23	6.5	2	0	13
Johnny Huntley.....	1	14	14.0	1	0	14
Joey Hall.....	1	6	6.0	1	0	6
Chris Hill.....	1	4	4.0	1	1	4t
Jay MacIntyre.....	1	4	4.0	0	0	4
Michael Adkins II.....	1	1	1.0	0	0	1

Team Bests/Highs

MOST FIRST DOWNS— 32, vs. Idaho State, at Oregon
MOST RUSHING ATTEMPTS— 57, vs. Idaho State
MOST RUSHING YARDS— 315, vs. Arizona State
MOST PASS ATTEMPTS— 44, at Southern California
MOST COMPLETIONS— 28, at Southern California
MOST INTERCEPTIONS THROWN— 3, vs. UCLA
MOST PASSING YARDS— 335, vs. Idaho State
MOST OFFENSIVE PLAYS— 89, vs. Colorado State
MOST TOTAL OFFENSE— 597, vs. Idaho State
FEWEST FUMBLES— 0, vs. Oregon State, at Southern California, at Stanford
MOST FUMBLES— 4, vs. UCLA
FEWEST TURNOVERS— 0, at Michigan, Oregon State, at Stanford
MOST TURNOVERS— 4, vs. UCLA
MOST TIME OF POSSESSION— 36:36, vs. Idaho State
LONGEST TOUCHDOWN DRIVE— 87 yards, on two occasions (at Oregon, Oregon St.)
LONGEST FIELD GOAL DRIVE— 72 yards (12 plays), vs. Arizona State

Defensive Bests

FEWEST FIRS T DOWNS ALLOWED— 7, vs. Idaho State, Arizona State
FEWEST RUSHING ATTEMPTS ALLOWED— 14, by Idaho State
FEWEST RUSHING YARDS ALLOWED— 25, vs. UCLA
FEWEST PASS ATTEMPTS ALLOWED— 29, vs. Colorado State, at Stanford, UCLA
FEWEST PASS COMPLETIONS ALLOWED— 12, vs. Colorado State
FEWEST PASSING YARDS ALLOWED— 61, vs. Idaho State
MOST INTERCEPTIONS— 3, at Stanford
FEWEST TOTAL PLAYS ALLOWED— 56, vs. Idaho State
FEWEST TOTAL YARDS ALLOWED— 96, vs. Idaho State
MOST FUMBLES FORCED— 4, vs. Oregon State (two on special teams)
MOST TURNOVERS GAINED— 4, on three occasions (CSU, USC, Stanford)
MOST PASSES BROKEN UP— 8, vs. Idaho State, UCLA
MOST QUARTERBACK SACKS— 5, vs. Arizona State
MOST QUARTERBACK HURRIES— 9, vs. Arizona State
MOST TACKLES FOR LOSS— 8, vs. Arizona State

GAME-BY-GAME INDIVIDUAL CHARTS / OFFENSE

RUSHING

MICHAEL ADKINS II

	Att	Yds	Avg.	Long	TD
Colorado State	-----	DNP	-----	-----	-----
Idaho State	-----	DNP	-----	-----	-----
Michigan	2	-4	-2.0	-2	0
Oregon	-----	DNP	-----	-----	-----
Oregon State	7	31	4.4	16	1
USC	-----	DNP	-----	-----	-----
Arizona State	-----	DNP	-----	-----	-----
Stanford	-----	DNP	-----	-----	-----
UCLA	-----	DNP	-----	-----	-----
Arizona	-----	DNP	-----	-----	-----
Washington State	-----	DNP	-----	-----	-----
Utah	-----	DNP	-----	-----	-----

BEAU BISHARAT

	Att	Yds	Avg.	Long	TD
Colorado State	4	17	4.3	7	0
Idaho State	8	19	2.4	5	0
Michigan	0	0	0.0	0	0
Oregon	0	0	0.0	0	0
Oregon State	3	9	3.0	5	0
USC	0	0	0.0	0	0
Arizona State	0	0	0.0	0	0
Stanford	0	0	0.0	0	0
UCLA	0	0	0.0	0	0
Arizona	-----	DNP	-----	-----	-----
Washington State	-----	DNP	-----	-----	-----
Utah	-----	DNP	-----	-----	-----

KYLE EVANS

	Att	Yds	Avg.	Long	TD
Colorado State	8	41	5.2	20	1
Idaho State	15	52	3.5	8	1
Michigan	4	17	4.3	7	0
Oregon	10	61	6.1	17	0
Oregon State	15	43	2.8	7	0
USC	1	2	2.0	2	0
Arizona State	11	59	5.4	16t	1
Stanford	14	60	4.3	16	0
UCLA	2	8	4.0	5	0
Arizona	-----	DNP	-----	-----	-----
Washington State	-----	DNP	-----	-----	-----
Utah	-----	DNP	-----	-----	-----

DONOVAN LEE

	Att	Yds	Avg.	Long	TD
Colorado State	10	44	4.4	21	0
Idaho State	8	40	5.0	15	0
Michigan	1	3	3.0	3	0
Oregon	2	-2	-1.0	1	0
Oregon State	7	15	2.1	9	0
USC	0	0	0.0	0	0
Arizona State	-----	DNP	-----	-----	-----
Stanford	-----	DNP	-----	-----	-----
UCLA	0	0	0.0	0	0
Arizona	-----	DNP	-----	-----	-----
Washington State	-----	DNP	-----	-----	-----
Utah	-----	DNP	-----	-----	-----

PHILLIP LINDSAY

	Att	Yds	Avg.	Long	TD
Colorado State	20	95	4.8	13	2
Idaho State	7	30	4.3	8	2
Michigan	12	51	4.2	15	0
Oregon	15	72	4.8	33	1
Oregon State	16	90	5.6	22	1
USC	11	57	5.2	37	0
Arizona State	26	219	8.4	75t	3
Stanford	12	131	10.9	26	0
UCLA	24	73	3.0	10	1
Arizona	-----	DNP	-----	-----	-----
Washington State	-----	DNP	-----	-----	-----
Utah	-----	DNP	-----	-----	-----

SEFO LIUFAU

	Att	Yds	Avg.	Long	TD
Colorado State	14	66	4.7	12	0
Idaho State	6	54	9.0	19t	1
Michigan	8	4	0.5	6	0
Oregon	-----	INJ	-----	-----	-----
Oregon State	-----	INJ	-----	-----	-----
USC	3	2	0.7	6	0
Arizona State	14	38	2.7	9	1
Stanford	17	38	2.3	14	0
UCLA	23	58	2.5	10	0
Arizona	-----	DNP	-----	-----	-----
Washington State	-----	DNP	-----	-----	-----
Utah	-----	DNP	-----	-----	-----

TROY LEWIS

	Att	Yds	Avg.	Long	TD
Colorado State	-----	DNP	-----	-----	-----
Idaho State	9	33	3.7	17	0
Michigan	-----	DNP	-----	-----	-----
Oregon	-----	DNP	-----	-----	-----
Oregon State	-----	DNP	-----	-----	-----
USC	-----	DNP	-----	-----	-----
Arizona State	-----	DNP	-----	-----	-----
Stanford	-----	DNP	-----	-----	-----
UCLA	-----	DNP	-----	-----	-----
Arizona	-----	DNP	-----	-----	-----
Washington State	-----	DNP	-----	-----	-----
Utah	-----	DNP	-----	-----	-----

STEVEN MONTEZ

	Att	Yds	Avg.	Long	TD
Colorado State	0	0	0.0	0	0
Idaho State	4	34	8.5	14	0
Michigan	1	0	0.0	0	0
Oregon	21	135	6.4	32	1
Oregon State	4	28	7.0	14	0
USC	13	25	1.9	19	0
Arizona State	-----	DNP	-----	-----	-----
Stanford	-----	DNP	-----	-----	-----
UCLA	1	2	2.0	2	0
Arizona	-----	DNP	-----	-----	-----
Washington State	-----	DNP	-----	-----	-----
Utah	-----	DNP	-----	-----	-----

PASSING

SEFO LIUFAU

	A-C-1	Yds	Long	TD	Rating
Colorado State	33-23-0	318	60	1	160.6
Idaho State	18-15-0	204	42	2	215.2
Michigan	25-16-0	246	70t	3	186.3
Oregon	-----	-----	-----	-----	-----
Oregon State	-----	-----	-----	-----	-----
USC	3-2-0	11	7	0	97.5
Arizona State	31-23-0	265	66	0	146.0
Stanford	25-12-0	135	19	1	106.6
UCLA	30-19-2	143	18	0	90.0
Arizona	-----	-----	-----	-----	-----
Washington State	-----	-----	-----	-----	-----
Utah	-----	-----	-----	-----	-----

STEVE MONTEZ

	A-C-1	Yds	Long	TD	Rating
Colorado State	0-0-0	0	0	0	-----
Idaho State	10-6-0	117	69t	2	224.3
Michigan	7-0-0	0	0	0	0.0
Oregon	32-23-2	333	61	3	177.7
Oregon State	27-19-0	293	63t	3	198.2
USC	40-25-1	197	22	1	107.1
Arizona State	-----	-----	-----	-----	-----
Stanford	-----	-----	-----	-----	-----
UCLA	3-1-1	17	17	0	14.3
Arizona	-----	-----	-----	-----	-----
Washington State	-----	-----	-----	-----	-----
Utah	-----	-----	-----	-----	-----

JORDAN GEHRKE

	A-C-1	Yds	Long	TD	Rating
Colorado State	-----	DNP	-----	-----	-----
Idaho State	3-1-0	14	14	0	72.5
Michigan	1-1-0	1	1	0	108.4
Oregon	-----	DNP	-----	-----	-----
Oregon State	3-2-0	23	13	0	131.1
USC	-----	DNP	-----	-----	-----
Arizona State	-----	DNP	-----	-----	-----
Stanford	-----	DNP	-----	-----	-----
UCLA	-----	DNP	-----	-----	-----
Arizona	-----	DNP	-----	-----	-----
Washington State	-----	DNP	-----	-----	-----
Utah	-----	DNP	-----	-----	-----

RECEIVING

BRYCE BOBO

	No	Yds	Avg.	Long	TD
Colorado State	5	99	19.8	46	0
Idaho State	2	7	3.5	7	0
Michigan	1	50	50.0	50	0
Oregon	5	72	14.4	31t	1
Oregon State	4	20	5.0	10	0
USC	10	83	8.3	21	1
Arizona State	6	110	18.3	66	0
Stanford	2	27	13.5	19	0
UCLA	2	7	3.5	10	0
Arizona	-----	DNP	-----	-----	-----
Washington State	-----	DNP	-----	-----	-----
Utah	-----	DNP	-----	-----	-----

KABION ENTO

	No	Yds	Avg.	Long	TD
Colorado State	0	0	0.0	0	0
Idaho State	2	88	44.0	69t	2
Michigan	1	16	16.0	16	0
Oregon	0	0	0.0	0	0
Oregon State	0	0	0.0	0	0
USC	1	11	11.0	11	0
Arizona State	0	0	0.0	0	0
Stanford	0	0	0.0	0	0
UCLA	0	0	0.0	0	0
Arizona	-----	DNP	-----	-----	-----
Washington State	-----	DNP	-----	-----	-----
Utah	-----	DNP	-----	-----	-----

KYLE EVANS

	No	Yds	Avg.	Long	TD
Colorado State	0	0	0.0	0	0
Idaho State	1	8	8.0	8	0
Michigan	0	0	0.0	0	0
Oregon	1	21	21.0	21	0
Oregon State	3	37	12.3	20	0
USC	0	0	0.0	0	0
Arizona State	1	32	32.0	32	0
Stanford	0	0	0.0	0	0
UCLA	0	0	0.0	0	0
Arizona	-----	INJ	-----	-----	-----
Washington State	-----	INJ	-----	-----	-----
Utah	-----	INJ	-----	-----	-----

SHAY FIELDS

	No	Yds	Avg.	Long	TD
Colorado State	3	79	26.3	60	0
Idaho State	2	78	39.0	42	0
Michigan	4	99	24.8	70t	1
Oregon	5	35	7.0	15	1
Oregon State	7	169	24.1	63t	3
USC	4	32	8.0	13	0
Arizona State	2	20	10.0	11	0
Stanford	4	51	12.8	15t	1
UCLA	3	39	13.0	18	0
Arizona	-----	DNP	-----	-----	-----
Washington State	-----	DNP	-----	-----	-----
Utah	-----	DNP	-----	-----	-----

JOHNNY HUNTLEY

	No	Yds	Avg.	Long	TD
Colorado State	0	0	0.0	0	0
Idaho State	1	14	14.0	14	0
Michigan	-----	DNP	-----	-----	-----
Oregon	0	0	0.0	0	0
Oregon State	0	0	0.0	0	0
USC	0	0	0.0	0	0
Arizona State	0	0	0.0	0	0
Stanford	0	0	0.0	0	0
UCLA	0	0	0.0	0	0
Arizona	-----	DNP	-----	-----	-----
Washington State	-----	DNP	-----	-----	-----
Utah	-----	DNP	-----	-----	-----

SEAN IRWIN

	No	Yds	Avg.	Long	TD
Colorado State	0	0	0.0	0	0
Idaho State	0	0	0.0	0	0
Michigan	0	0	0.0	0	0
Oregon	0	0	0.0	0	0
Oregon State	-----	INJ	-----	-----	-----
USC	0	0	0.0	0	0
Arizona State	0	0	0.0	0	0
Stanford	0	0	0.0	0	0
UCLA	0	0	0.0	0	0
Arizona	-----	DNP	-----	-----	-----
Washington State	-----	DNP	-----	-----	-----
Utah	-----	DNP	-----	-----	-----

DYLAN KEENEY

	No	Yds	Avg.	Long	TD
Colorado State	0	0	0.0	0	0
Idaho State	0	0	0.0	0	0
Michigan	0	0	0.0	0	0
Oregon	0	0	0.0	0	0
Oregon State	1	8	8.0	8	0
USC	0	0	0.0	0	0
Arizona State	0	0	0.0	0	0
Stanford	0	0	0.0	0	0
UCLA	0	0</			

GAME-BY-GAME INDIVIDUAL CHARTS / DEFENSE

DEFENSIVE

CHIDOBE AWUZIE, CB

Plays	UT,AT-TT	TFL	PD	3Ds	Other
Colorado State.....	55 8,1-9	1-2	1	4	INT
Idaho State.....	24 2,0-2	0-0	1	0	QBH
Michigan.....	71 5,0-5	1-10	1	1	FF
Oregon.....	76 3,1-4	0-0	0	0
Oregon State.....	56 1,1-2	0-0	1	2	QBH
USC.....	78 3,0-3	0-0	0	0	TDS
Arizona State.....	63 3,0-3	1-8	2	2	QBS
Stanford.....	62 3,3-6	1-1	2	2
UCLA.....	59 5,0-5	1-10	0	1	QS,BIK
Arizona.....
Washington State.....
Utah.....

JORDAN CARRELL, DE

Plays	UT,AT-TT	TFL	PD	3Ds	Other
Colorado State.....	37 3,0-3	0-0	0	0	2-QBH
Idaho State.....	22 2,1-3	1-3	0	1	QBS
Michigan.....	59 2,2-4	0-0	0	0	QBH
Oregon.....	75 5,2-7	3-14	0	0	1½-QS
Oregon State.....	35 3,1-4	0-0	0	0
USC.....	68 4,3-7	0-0	1	1	FR,QH
Arizona State.....	44 2,1-3	0-0	0	0	TZ,QC
Stanford.....	53 2,2-4	1-7	0	1	QBS
UCLA.....	49 0,0-0	0-0	0	0
Arizona.....
Washington State.....
Utah.....

TIMOTHY COLEMAN, DE

Plays	UT,AT-TT	TFL	PD	3Ds	Other
Colorado State.....	17 1,0-1	0-0	0	0	QBH
Idaho State.....	23 0,2-2	0-0	0	0
Michigan.....	8 0,1-1	0-0	0	0
Oregon.....	DNP
Oregon State.....	21 0,1-1	0-0	0	0
USC.....	8 0,0-0	0-0	0	0
Arizona State.....	14 0,0-0	0-0	0	0
Stanford.....	11 1,1-2	1-6	2	2	½-S,FF
UCLA.....	11 0,0-0	0-0	0	0
Arizona.....
Washington State.....
Utah.....

NICK FISHER, CB

Plays	UT,AT-TT	TFL	PD	3Ds	Other
Colorado State.....	6 0,0-0	0-0	0	0
Idaho State.....	25 0,0-0	0-0	0	0
Michigan.....	ST ONLY
Oregon.....	DNP
Oregon State.....	ST ONLY
USC.....	5 1,2-3	0	0	1
Arizona State.....	ST ONLY
Stanford.....	1 1,0-1	0	0	0
UCLA.....	1 0,0-0	0	0	0
Arizona.....
Washington State.....
Utah.....

JASE FRANKE, DE

Plays	UT,AT-TT	TFL	PD	3Ds	Other
Colorado State.....	11 2,0-2	0-0	0	0	FF,QCD
Idaho State.....	10 1,0-1	0-0	0	0	TZ,QBH
Michigan.....	3 0,0-0	0-0	0	0
Oregon.....	3 1,0-1	0-0	0	0
Oregon State.....	13 3,1-4	0-0	0	0
USC.....	4 0,0-0	0-0	0	0
Arizona State.....	6 0,0-0	0-0	0	0
Stanford.....	7 1,0-1	0-0	0	0
UCLA.....	DNP
Arizona.....
Washington State.....
Utah.....

RICK GAMBOA, ILB

Plays	UT,AT-TT	TFL	PD	3Ds	Other
Colorado State.....	48 3,2-5	0-0	1	1
Idaho State.....	26 1,2-3	0-0	1	0
Michigan.....	66 7,5-12	1-5	0	1
Oregon.....	62 4,8-12	0-0	1	2
Oregon State.....	29 1,2-3	0-0	1	1	INT(TD)
USC.....	50 6,2-8	0-0	0	0	TZ
Arizona State.....	32 1,2-3	0-0	0	0
Stanford.....	30 2,5-7	0-0	0	0
UCLA.....	31 3,2-5	0-0	0	1
Arizona.....
Washington State.....
Utah.....

JIMMIE GILBERT, OLB

Plays	UT,AT-TT	TFL	PD	3Ds	Other
Colorado State.....	45 1,1-2	1-16	0	1	FF
Idaho State.....	29 3,2-5	1-5	1	2	QBH
Michigan.....	69 1,1-2	1-2	0	1	QBS
Oregon.....	73 1,0-1	1-4	0	0	½-QBS
Oregon State.....	47 7,0-7	2-26	0	1	2-FF/QS
USC.....	77 3,1-4	0-0	1	1	FF
Arizona State.....	57 3,4-7	3-26	0	4	2-QBS
Stanford.....	58 4,1-5	1-4	0	0	½-QBS
UCLA.....	6 1,0-1	0-0	0	1	QCD
Arizona.....
Washington State.....
Utah.....

ADDISON GILLAM, ILB

Plays	UT,AT-TT	TFL	PD	3Ds	Other
Colorado State.....	23 2,1-3	0-0	0	0
Idaho State.....	9 0,0-0	0-0	0	0
Michigan.....	7 1,0-1	0-0	0	0
Oregon.....	16 2,4-6	0-0	0	1
Oregon State.....	30 4,3-7	0-0	1	0	QBH
USC.....	30 4,1-5	1-11	0	1	FF,QBS
Arizona State.....	31 2,3-5	2-10	0	1	3-QBH
Stanford.....	32 2,3-5	0-0	0	0
UCLA.....	28 5,1-6	0-0	1	1	TZ
Arizona.....
Washington State.....
Utah.....

TERRAN HASSELBACH, OLB

Plays	UT,AT-TT	TFL	PD	3Ds	Other
Colorado State.....	22 0,0-0	0-0	0	0
Idaho State.....	23 1,0-1	0-0	0	0
Michigan.....	3 0,0-0	0-0	0	0
Oregon.....	21 1,0-1	0-0	0	0
Oregon State.....	16 0,0-0	0-0	1	1
USC.....	2 0,0-0	0-0	0	0
Arizona State.....	2 0,0-0	0-0	0	0
Stanford.....	DNP
UCLA.....	25 1,0-1	0-0	0	0
Arizona.....
Washington State.....
Utah.....

LEO JACKSON III, DE

Plays	UT,AT-TT	TFL	PD	3Ds	Other
Colorado State.....	15 1,0-1	0-0	0	0
Idaho State.....	23 0,0-0	0-0	0	0
Michigan.....	19 0,1-1	0-0	0	0
Oregon.....	29 2,0-2	0-0	0	0	QCD
Oregon State.....	26 3,1-4	0-0	0	0
USC.....	26 1,1-2	0-0	0	0
Arizona State.....	24 0,1-1	0-0	1	0	QBH
Stanford.....	5 0,0-0	0-0	0	0
UCLA.....	10 0,1-1	0-0	0	0
Arizona.....
Washington State.....
Utah.....

ANTHONY JULLMISSE, CB

Plays	UT,AT-TT	TFL	PD	3Ds	Other
Colorado State.....	5 0,0-0	0-0	0	0	FR
Idaho State.....	27 3,0-3	0-0	0	0	INT
Michigan.....	ST ONLY
Oregon.....	ST ONLY
Oregon State.....	10 0,0-0	0-0	0	0
USC.....	ST ONLY
Arizona State.....	ST ONLY
Stanford.....	ST ONLY
UCLA.....	3 0,0-0	0-0	0	0
Arizona.....
Washington State.....
Utah.....

SAMSON KAFOVALU, DE

Plays	UT,AT-TT	TFL	PD	3Ds	Other
Colorado State.....	45 3,0-3	0-0	0	0
Idaho State.....	23 1,1-2	0-0	0	0
Michigan.....	50 3,3-6	1-8	0	0	2-3DS
Oregon.....	51 5,2-7	1-7	0	1	QBS
Oregon State.....	36 2,2-4	1-0	0	0	½-QBS
USC.....	57 0,4-4	0-0	0	0	QBH
Arizona State.....	40 1,1-2	0-0	2	2	2-QBH
Stanford.....	54 1,1-2	0-0	0	0
UCLA.....	49 3,1-4	0-0	0	1	QBH,TZ
Arizona.....
Washington State.....
Utah.....

AFOLABI LAGUDA, S

Plays	UT,AT-TT	TFL	PD	3Ds	Other
Colorado State.....	55 4,1-5	1-1	0	0
Idaho State.....	27 1,2-3	0-0	0	0
Michigan.....	71 4,1-5	0-0	0	1
Oregon.....	78 6,2-8	0-0	1	0	2-TZ
Oregon State.....	56 3,1-4	0-0	0	0
USC.....	73 8,3-11	0-0	0	0	FF,FR
Arizona State.....	63 1,2-3	0-0	1	1	INT
Stanford.....	62 6,2-8	0-0	0	1
UCLA.....	59 3,4-7	0-0	1	0	TZ
Arizona.....
Washington State.....
Utah.....

DREW LEWIS, ILB

Plays	UT,AT-TT	TFL	PD	3Ds	Other
Colorado State.....	4 0,0-0	0-0	0	0
Idaho State.....	29 3,1-4	0-0	1	1
Michigan.....	ST ONLY
Oregon.....	ST ONLY
Oregon State.....	10 3,0-3	1-6	0	1	QBS
USC.....	ST ONLY
Arizona State.....	ST ONLY
Stanford.....	ST ONLY
UCLA.....	ST ONLY
Arizona.....
Washington State.....
Utah.....

MICHAEL MATHEWS, DL

Plays	UT,AT-TT	TFL	PD	3Ds	Other
Colorado State.....	DNP
Idaho State.....	8 0,1-1	0-0	0	1	QBH
Michigan.....	DNP
Oregon.....	DNP
Oregon State.....	7 0,0-0	0-0	0	0
USC.....	DNP
Arizona State.....	D			

DRIVE ENGINEERING

Quarterback	Drives										Points Yielded	Pts./Drive	Quarterback Drive Efficiency*	**Directing Offense				
	Started	TD	FG	FGA	PNT	DWN	TRN	SAF	CLK	RPL				Plays	Yards	Avg.	3 & Out	
#SEFO LIUFAU	68	21	8	6	23	1	5	1	4	0	170	2.50	42.6%	54.7%	407	2434	5.98	15
STEVEN MONTEZ.....	50	13	5	0	19	2	5	0	4	2	105	2.10	36.0%	39.1%	272	1713	6.30	12
#JORDAN GEHRKE.....	5	1	0	1	3	1	0	0	0	0	7	1.40	20.0%	40.0%	38	154	4.05	3
COLORADO.....	123	35	13	7	45	4	10	1	8	(2)	282	2.29	39.0%	47.8%	717	4301	6.00	30
OPPONENTS.....	126	16	9	5	63	5	19	0	9	(0)	139	1.10	19.8%	25.6%	593	2680	4.52	41

*—second number is the percentage the QB has put his team in position to score, allowing for missed field goals and minus drives ended by the clock. #- Liufau's drives add to one more than started (replaced Montez at USC); Gehrke's drives add to one more than started (replaced Montez vs. ISU); **—excludes kneel-downs, spiked passes and fake/muffed punt plays when not actually directing offense; Liufau 8(-22); Montez (3(-9)); Opponents 5(-8).

KICKOFF ANALYSIS

Kicker	Total	Ret.	Yards	(Avg.)	FC	MF	NA	TB (EZ+)	In20/25	OB	OnS	SQB	Opp.			OSY	Ret.	ASY	Ret.
													OSY	Ret.	ASY				
D. GONZALEZ.....	19	3	1387	73.0	0	0	0	16 (13)	0/0	0	0	(0)	(0)	516	116	0	27	0	39
D. PRICE.....	14	9	937	66.9	0	0	0	5 (2)	2/5	0	0	(0)	(0)	350	225	0	25	0	25
C. GRAHAM.....	27	13	1681	62.3	2	0	2	9 (4)	4/7	1	0	(0)	(0)	720	351	0	27	0	27
OPPONENTS.....	36	11	2527	70.2	0	0	0	24 (14)	3/6	1	0	(0)	(0)	907	272	0	25	0	25

KICKOFF KEY: MF—muffed; NA—no attempt at a return; EZ+—through or over end zone; OSY—Opponent Starting Yardline; ASY—Average Starting Yardline; Ret—averages using returned kicks only. OnSides (OnS), short squibs (SQB) and free kicks are omitted in figuring the above; out-of-bounds are not; returns may not add to team totals due to those credited on on-side kicks; free kicks following safeties NOT included. **FREE KICKS (Punt Style):** Colorado 0, Opponents 0.

YARDAGE SUMMARY

Team	Plays	20+	10+	5+	1-4	0	Neg.
Colorado.....	728	38	140	320	205	142	61
Opponent.....	598	29	93	203	187	158	50

FIRST DOWN TENDENCIES

	Rushing			*Passing			OVERALL			Times Gained					Miscellany				Second Half				
	Plays	Yards	Avg.	Plays	Yards	Avg.	Plays	Yards	Avg.	20+	10+	5+	2-	0	Neg.	TD	OBS	TO	FD	2-&10+	Att.	Yards	Avg.
COLORADO.....	210	1022	4.9	108	1023	9.5	318	2045	6.43	17	54	130	137	54	25	13	5	3	54	78	147	867	5.9
Opponents.....	156	733	4.7	98	528	5.4	254	1261	4.96	10	40	92	112	46	15	7	5	7	37	62	121	549	4.5

*—kept like the NFL in that quarterback sacks are deducted from passing to present the accurate picture.

YARDS GAINED ANALYSIS

[Third down plays replayed due to penalty but yards awarded: Colorado 0, Opponents 0.]

Team	1st Down			2nd Down			3rd Down			4th Down			Season			*By Quarter			Opp. Territory			Breakdown			
	Att.	Yards	Avg.	Att.	Yards	Avg.	Att.	Yards	Avg.	Att.	Yards	Avg.	Att.	Yards	Avg.	1st	2nd	3rd	4th	Att.	Yards	Avg.	+	0	-
COLORADO.....	318	2045	6.4	251	1470	5.9	147	735	5.0	12	20	1.7	728	4270	5.87	1287	1206	1090	687	336	1757	5.3	525	142	61
Opponents.....	254	1261	5.0	196	796	4.1	138	575	4.2	10	40	4.0	598	2672	4.47	662	648	777	585	229	832	3.6	390	158	50

*—Overtime Yards: N/A. Drives In Opponent Territory (minus those with 50+scores): Colorado 67/117 (57.3%, 26.2 yards per drive); Opp. 57/126 (45.2%, 14.6 ypd)

THIRD DOWN EFFICIENCY ANALYSIS

[4th-&1: Colorado 4-4 (3-3 rush, 1-1 pass), Opponents 0-0 (0-0 rush)]

Team	3rd Down and											Second				TOTAL	PCT.
	1	2	3	4	5	6	7	8	9	10	11-14	15-19	20+	RUSH	PASS		
COLORADO.....	17-23	11-15	3-8	6-12	7-14	6-10	5-15	2-6	1-5	5-17	2-13	0-5	0-4	32-61	33-86	65-147	44.2
Opponents.....	4-4	8-12	6-11	4-10	4-12	3-20	3-11	2-11	2-8	1-13	4-13	1-9	0-4	13-32	29-106	42-138	30.4

AVERAGE YARDS TO GO: Colorado 6.3 (131/824); Opponents 7.5 (124/927). **SECOND DOWN EFFICIENCY:** Colorado 93-251 (37.1%; 1-4 yds: 39-60); Opponent 48-196 (24.5%; 1-4 yds: 16-29).

TURNOVER ANALYSIS

Team	Opp/CU		Own Territory										Opponent Territory										By Quarter					Last 2 Min./OT**	
	TO	PTS (TD,FG)	Pct.(Pts.)	EZ/G-10	11-20	21-30	31-40	41-50	49-60	39-30	29-20	19-10	9-G/EZ	=	Total (TD*)	1st	2nd	3rd	4th	OT	1st-H	2nd-H							
COLORADO.....	12	34 (4,2)	21.9 (155)	0	0	1	4	0	0	4	1	2	0	=	12 (0)	3	3	4	2	0	1	(1)	0	(0)					
Opponents.....	19	57 (6,5)	18.9 (303)	0	3	0	1	3	2	3	3	2	2	=	19 (2)	4	3	7	5	0	1	(0)	2	(2)					

First Offensive Play After Gaining TO: Colorado 17-106, 6.3 avg., 67 long, 1 TD (14-31 rush/3-3-0, 75, 1 TD pass); Opponent: 12-49, 4.1 avg., 14 long, 0 TD (5-29 rush/6-4-0, 28 pass; 1 QBS[-8]).

*—interception or fumble returns for a touchdown; **—number in parenthesis is number of turnovers in last 2-minutes while team is protecting lead or trying to tie or go ahead.

YARDS LOST DUE TO PENALTIES

	Colorado	Opponent
Times Penalized After Offensive Gain.....	6	6
Yards Lost Due To Penalties.....	84	25
Touchdowns Cost (Field Goals Cost).....	0 (0)	0 (0)
First Downs Lost.....	4	0

GOAL-TO-GO SITUATIONS

Team	Summary										GTG Plays			1-Yard Line	
	Total	TD	FG	FGA	TO	DWN	CLK	ROC	Plays	Tds	Pct.	Plays	Tds		
COLORADO.....	20	13	4	3	0	0	0	(0)	48	13	27.1	16	9		
OPPONENTS.....	9	7	0	0	2	0	0	(0)	18	7	38.9	2	2		

EXPANDED PUNTING

Player	Opp/CU		Own Territory										Opponent Territory										Inside Own 25					Opp. Territory		Adjusted 50 & Out	
	TO	PTS (TD,FG)	Avg.	No.	Return	Avg.	Long	Pct.	Not	Net	Avg.	In20/15/10/5	TB	FC	60+	No.	Yds.	Avg.	No.	Yds.	Avg.	No.	Yds.	Avg.							
ALEX KINNEY.....	43	1833	42.63	C32	19	218	11.5	54t	55.8	36.16	8/5/4/0	3	14	0	12	523	43.6	6-246	(3)	37	1587	42.9									

Average Spot—yardline where punts average from: Kinney 43/1396. Left-footed punts: 1-33 (33.0 avg., 0 In20)

AVERAGE STARTING FIELD POSITION

	Colorado	Opponent
Drives Started.....	123	126
Cumulative Starting Yardlines.....	3526	3745
Average Field Position.....	C29	O30
Drives Started In Plus Territory.....	14	14
Scores/TD,FG.....	10/6,4	10/7,3
FGA/Punts/Downs/Clock.....	0/1/1/0	2/0/1/0
Turnovers/Ran Out Clock.....	2/0	1/0
Points.....	54	58
Drives Started Inside/At Own 20.....	41 (25/16)	33 (22/11)
Points Scored (TD/FG).....	62 (8/2)	7 (1/0)

FIRST DOWNS EARNED

Player	Rush	Pass	Rec.	Total (3/4)
SEFO LIUFAU.....	20	53	1	74 (29)
STEVEN MONTEZ.....	13	44	0	57 (18)
PHILLIP LINDSAY.....	40	0	13	53 (13)
KYLE EVANS.....	23	0	4	27 (12)
DEVIN ROSS.....	1	0	24	25 (8)
SHAY FIELDS.....	1	0	22	23 (9)
BRYCE BOBO.....	0	1	21	22 (6)
JAY MacINTYRE.....	0	1	7	8 (0)
DONOVAN LEE.....	3	0	2	5 (2)
KABION ENTO.....	0	0	4	4 (2)
JORDAN GEHRKE.....	1	3	0	4 (3)
MICHAEL ADKINS II.....	2	0	0	2 (1)
BEAU BISHARAT.....	1	0	0	1 (0)
JOEY HALL.....	0	0	1	1 (1)
CHRIS HILL.....	0	0	1	1 (0)
JOHNNY HUNTLEY.....	0	0	1	1 (1)
ANTHONY JULMISSE.....	1	0	0	1 (0)
TROY LEWIS.....	1	0	0	1 (0)
LEE WALKER.....	0	0	1	1 (0)

FUMBLES

Player	No-Lost
EVANS.....	1-0
MONTEZ.....	1-0
ROSS.....	1-0
BISHARAT.....	1-1
LINDSAY.....	2-1
MacINTYRE.....	2-2
LIUFAU.....	4-2
TEAM TOTAL	12-6

SCORING PERCENTAGE INSIDE-THE-20 (Red Zone)

	Colorado	Opponent
Times Penetrated Opponent 20.....	42	20
Total Scores.....	36	14
Touchdowns (Rush/Pass).....	25 (17/8)	12 (6/6)
Field Goals-Attempts.....	11-14	2-5
Turnovers/Downs/Punts/Clock.....	0/1/0/0	3/0/0/0
Scores From Outside The RZ/TD,FG.....	12/10,2	10/5,5
Scoring Percentage (TD Pct.).....	85.7 (59.5)	70.0 (60.0)
Total Red Zone Plays/Yards (Avg.).....	116/372 (3.2)	44/166 (3.8)
Third Down Efficiency.....	8-23/34.8	4-10/40.0
Fourth Down Efficiency.....	2-3/66.7	2-2/100.0
*Ran Out Clock Not Trying To Score.....	0	1

(*—not included in total count above; the 20 IS NOT in the Red Zone)

MISCELLANEOUS

	Colorado	Opponent
Points Scored Last 2 Minutes (Total/1st, 2nd)	27/20,7	10/0,2