



## UNIVERSITY OF COLORADO BUFFALOES / SPORTS INFORMATION SERVICE

Fieldhouse Annex #50, 357 UCB, Boulder, CO 80309-0357

Telephone 303/492-5626 (FAX: 303/492-3811; E-mail: david.plati@colorado.edu; anthony.lepine@colorado.edu)

David Plati (Associate AD/SID), Jason Clay (Associate SID), Troy Andre (Assistant SID/Internet Managing Editor), Linda Sprouse (Assistant SID), Ashley Braun (Assistant SID), Andy Schlichting (Assistant SID), Neill Woelk (Contributing Editor/CUBuffs.com), B.G. Brooks (CUBuffs.com), Ryan Megay (Grad Asst./Football)

www.CUBuffs.com

© 2016 CU Athletics

### 2016 COLORADO BUFFALO FOOTBALL WEEKLY RELEASE, NOTES & STATISTICS

# GAME 4—OREGON



## BUFFS, DUCKS TO FACE OFF IN PAC-12 CONFERENCE OPENER

SATURDAY, SEPTEMBER 24, 2016 • 3:37 p.m. MDT • Autzen Stadium (54,000) • Eugene, Ore.

RELEASE NUMBER 4 (September 20, 2016)

PAC-12 NETWORK (National) | KOA-RADIO | CUBUFFS.COM (Live Stats)

The **Colorado Buffaloes** (2-1, 0-0 Pac-12) remain on the road this week for their Pac-12 Conference opener, traveling to Eugene to take on the **Oregon Ducks** (2-1, 0-0 Pac-12) in a 3:37 p.m. MDT kickoff this Saturday, Sept. 24, at Autzen Stadium ... The game will be televised nationally on the Pac-12 Network ... This marks the first time in history that CU will crisscross the nation in back-to-back weeks, playing in the Eastern Time Zone one week (at Michigan last Saturday) and then in the Pacific Time Zone the next (the Buffs will have covered 4,176 miles round trip to both Ann Arbor and Eugene when all is said and done) ... Colorado is 79-41-2 in 122 conference openers in its history, including a 1-4 mark since joining the Pac-12 in 2011 (1-1 on the road) ... Colorado is coming off a 45-28 loss at No. 4 Michigan, where the Buffaloes played before their largest crowd ever (110,042, the largest ever to see any Colorado team, pro or college, play). CU stormed to a 21-7 first quarter lead but injuries and special teams play in the end allowed the Wolverines to reverse things ... Oregon is coming off a 35-32 loss at Nebraska

in a game where the Ducks once led 207 and were 1-of-5 on two-point conversions ... The two also opened the '15 league season, with Oregon winning 41-24 in Boulder in a game delayed by lightning for an hour ... CU last opened a league season against the same opponent in 2011-12 (Washington State) and in 2008-09 (Texas) ... Tight ends coach **Gary Bernardi** (62) and receiver **Xavier Cochrane** (21) will celebrate birthdays on Oregon game day ... The Buffaloes will return home for their annual Family Weekend game on Oct. 1, hosting Oregon State at 12:30 p.m. mountain ... At CU's Homecoming on Oct. 15, CU and the National Football Foundation will honor **Herb Orvis** ('71), who will become the seventh CU player to be enshrined in the College Football Hall of Fame (this December) ... Visit [CUBuffs.com/media](http://CUBuffs.com/media) as your one stop for everything, including our on-line media guide and live stats.

DEPTH CHART ON PAGE 49; ROSTER ON PAGES 50-51

CU-Oregon (PAC12/National): Ted Robinson (play-by-play) / Yogi Roth (color) / Cindy Brunson (sideline reporter) / Dave Feldman (producer)

### STAT OF THE WEEK

**WR Shay Fields** has 256 yards receiving through three games, fully recovered from a nasty high ankle sprain that limited him over the last half of the 2015 season. He's already 14th in career receptions (101) and 12th in yards (1,340). His seven plays of 50 yards or longer are already third most in school annals (the record is 13) — those seven plays (see page 12) add to 461 yards (or 65.9 per with four touchdowns). He is averaging 28.44 yards per reception this season, which is third in the nation behind Kentucky's Jeff Badet (6-206, 34.33) and Toledo's Cody Thompson (11-361, 32.82).

### OBSCURE NOTES OF THE WEEK

**Even-Steven:** through three games, the Buffs have allowed just 718 yards in three games, only 239.3 per which has Colorado ranked No. 4 nationally; the breakdown? CU has allowed 359 on the ground and 359 through the air.

**CB Anthony Julmisse** has requested that we use his full first name (or nickname, "Ant") in lieu of Tony, which we had been listing him by.

**WR Jay MacIntyre** is averaging 10.7 yards on 10 punt returns this season; his 58 yards on three returns at Michigan were the most punt return yards in a game by a Buffalo since Aug. 6, 2008, when Josh Smith returned four for 108 yards. He said he likes to return kicks for many reasons, including the fact that his father did. The head coach admits his son is better than he was, and the stats do bear that out. In 1985, the elder Mac returned 18 punts for 39 yards (2.2 per) for Vanderbilt; after transferring to Georgia Tech, he only returned one punt (for 0 yards) and one kickoff (for 17).

### 2016 COLORADO SCHEDULE & RESULTS (2-1, 0-0 Pac-12)

Date	CU*	Opponent	Opp*	TV	Result/Time	Record	Series	This-N-That or '15 rewind
Sept. 2	NR	Colorado State (N; Denver)	NR	ESPN	W 44-7	2-1	64-22-2	Liufau returns from Lisfranc injury with 384 yards/TO; defense holds CSU to 225
SEPT. 10	RV	IDAHO STATE	NR	PACMT	W 56-7	1-2	1- 0-0	CU scores on 7 of first 8 possessions en route to a record 49-0 lead at the half
Sept. 17	RV	at Michigan	4	BTN	L 28-45	3-0	1- 4-0	Buffs sprint out to 21-7 lead but injuries, Jabrill Peppers help Michigan rally
Sept. 24	NR	+ at Oregon	RV	PAC12	3:37p	2-1	8-12-0	Oregon pulls away late after 17-17 halftime tie and 31-24 score with 10:29 left
OCT. 1	+	OREGON STATE (FW)		PAC12	12:30p	1-1	3- 5-0	Win snapped CU 14-game Pac-12 losing streak (13 straight league road losses)
Oct. 8	+	at Southern California		TBA	TBA	1-2	0-10-0	USC rallies (CU took 17-3 lead (2Q); CU led for 32:43 but lost QB Liufau for year
OCT. 15	+	ARIZONA STATE (HC)		TBA	TBA	3-0	0- 7-0	Two fluky TDs (fumble advance, tipped pass) aides ASU cause in 92 degree heat
Oct. 22	+	at Stanford		TBA	TBA	2-0	3- 6-0	Game tied 7-7 after 1Q; Cardinal score 14 in last 2 minutes of half to go up 28-7
NOV. 3	+	UCLA (N)		FS-1	7:00p	2-1	2- 9-0	Buffs put 1,054 yards on UCLA "D" last two years but come up 8 pts short (0-2)
Nov. 12	+	at Arizona		TBA	TBA	2-1	13- 5-0	Colorado takes 24-17 lead into 4th Qtr but Wildcats rally with three late TDs
NOV. 19	+	WASHINGTON STATE		TBA	TBA	1-2	5- 4-0	Cougars defeated Buffs for the first time in four tries in home state
NOV. 26	+	UTAH		TBA	TBA	3-0	31-28-3	All five games in Pac-12 play down-to-the-wire (decided by total of 27 points)
Dec. 2		Pac-12 Championship Game		FOX	7:00p			at Levi's Stadium, Santa Clara, Calif. (North vs. South division winners)

(All times mountain. KEY: \*—AP rank at time of game; +—Pac-12 Conference game; N—Night game; HC—Homecoming; FW—Family Weekend.)

## COLORADO MEDIA SERVICES

Head coach **Mike MacIntyre** holds a **Tuesday press luncheon**, located in the Champions Center (third floor, room 319). All will start at 11:30 a.m. with lunch, followed by MacIntyre promptly at Noon and select players before and/or afterwards depending on class conflicts. This year's dates: **Aug. 30; Sept. 6-13-20-27; Oct. 4-11-18; Nov. 1-8-15-22-29; Dec. TBA** (bowl). The **press conference portions are streamed live** on [www.CUBuffs.com](http://www.CUBuffs.com) (in the BuffsTV area); press conferences on CUBuffs.com do not require access codes.

(**TV Pool Assignments:** KCNC 9/20, 10/18, 11/22; KDVR 9/13, 10/11, 11/15; KMGH 9/06, 10/04, 11/08, KUSA 8/30, 9/27, 11/01 (all on own 12/01).

MacIntyre can be heard Tuesdays (Aug. 30-Nov. 22) on the **Pac-12 Teleconference Call** at 11:25 a.m. MT, with a taped replay available after 4 p.m. MT those afternoons. All 12 coaches participate; for access numbers to the conference call and the replay, e-mail David Plati ([david.plati@colorado.edu](mailto:david.plati@colorado.edu)) with audio files available at [www.pac-12.com](http://www.pac-12.com).

**Video highlights** of CU games are available through the Pac-12 Network/Digital Xchange. There are some restrictions; contact **Duane Lindberg** to coordinate your needs ([dlindberg@pac-12.org](mailto:dlindberg@pac-12.org)).

The **Pac-12 Networks** are available nationwide through many platforms; check with local cable or satellite subscribers for more info. Comcast and Time Warner carry the Network in Colorado and DISH Network is the league's satellite provider. In the Boulder-Denver area: Comcast 430 & 431 (840 HD); Pac-12 DISH channels include 406 and 413 (along with 5453 and 5454 in its auxiliary area).

The **Colorado locker room** (home and road) is closed after games; following the customary 10-minute cooling off period, players will be available (a list will be solicited immediately following the game; no cutoff to request players).

Colorado's **football practices** are generally closed (to the media and public), but have a 25-30 minute window open for any media photography/video needs (follow parameters listed in CU's media policies). Thursday & Friday practices are entirely closed (except to network TV).

This year's standard **meeting/practice schedule** (mountain time): **Sunday:** Off; **Monday:** 7:00-9:40 meetings/9:50-10:50 practice; **Tuesday:** 7:45/9:10-10:55; **Wednesday:** 7:30/8:35-10:30; **Thursday:** 8:45/9:55-10:55 practice; **Friday:** 9:00/10:20-11:00 walkthrough (home games), 9:00/9:50-10:30 (road games).

**Interviews** with Colorado players are allowed post-practice on Mondays, Tuesdays and Wednesdays. Phone interviews with media are allowed all three days in all time slots. Interviews on Sundays are at the discretion of the player, as it being the standard player day off, CU can't arrange due to NCAA rules.

**Collegepressbox.com** is the official media website for Division I (FBS) football. Access weekly game notes, quotes, statistics, media guides, headshots, logos and more for all major conferences and their member schools. Login information will be distributed to accredited media or you can apply for a password at [www.collegepressbox.com/password](http://www.collegepressbox.com/password).

**CU On-Line Photo Database.** The CU SID office has an online photo database that allows

registered members of the media instant access to obtain head shots of all CU coaches and athletes as well as action shots of key players. Registration is easy: for a login and password, simply log on to [www.cubuffs.com/photodatabase](http://www.cubuffs.com/photodatabase). Registration can also be found through CUBuffs.com by selecting "Sports Information" from the "Athletics" menu located on the top navigation bar and click on "Enter Media Center."

The **Pac-12 Mountain Network** is the television home of the Buffaloes; it produces a variety of programming featuring all 12 member institutions.

## THE BUFFS ON THE INTERNET

The official CU site on the Internet can be found at [www.CUBuffs.com](http://www.CUBuffs.com), which has the most up-to-date information, releases, game notes, press conference broadcasts (free) and articles by former *Boulder Camera* sportswriter Neill Woelk. Go to [www.CUBuffs.com/](http://www.CUBuffs.com/), click on Multimedia and then click on Football Media Center (second column under For The Media). It will link you to everything you'll need to know about CU football. Breaking news with the program will be found here first every time and delivered in full without others editing out what they might deem unessential or don't have room for.

**Stats.** A live in-game stats link is available for media only in the press box.

**Audio.** CU football can be heard (free) on the Internet at either CUBuffs.com or KOA-Radio (or its sister station, KDSP/AM760). Links: [www.CUBuffs.com](http://www.CUBuffs.com), [www.850koe.com](http://www.850koe.com), [www.am760.net](http://www.am760.net).

**BuffsTV.** Through the Pac-12, "BuffsTV" offers the opportunity to listen and/or watch live game action along with weekly features; find it here: <http://www.cubuffs.com/mediaPortal/player.dbm?id=3093348>.

## THE BUFFS ON THE AIRWAYS

**KOA-Radio** in Denver (850 AM & 94.1 FM; KDSP 760 AM when conflicts) originates the CU Football Network, with sports director **Mark Johnson** in his 13th year as the play-by-play voice of the Buffs. **Former CU head coach Gary Barnett** (analysis) is in his first full season on the broadcasts. Sideline duties will be handled by two former Buffs **Chad Brown** and **Kami Carmann**; another former Buff, **Justin Adams**, hosts the studio show. Cities on the network in addition to KOA: Aspen (KFNO/106.1FM, which serves Eagle, 96.7FM; Roaring Fork, 94.3FM and Vail, 105.5FM), Glenwood Springs (KTMS, 99.1FM) Durango (KRSJ/ 100.5 FM), Grand Junction (KTMM/1340AM), Rifle (KNAM/1490 AM) and Steamboat Springs (KTVV/ 98.9FM). KOA has been the home to CU football for 72 of the last 75 years. Both stations will stream the game live on the Internet.

The **CU Coaches Radio Show** originates from Fate Brewery (1600 38th St., Boulder) Thursdays from 12:30-1:30 p.m. (Sept. 1-Nov. 19); Johnson and Barnett host (the show will be taped and air later that day on KOA, or AM760 if a conflict with Rockies baseball, between 7-8 p.m.). The show will be taped and air earlier in the week for the UCLA (Nov. 1) and Utah (Nov. 23) games.

**Satellite Radio:** Sirius-XM is the satellite home of the Buffs; the CU-UO (Oregon broadcast) will be on **Sirius Channel 137** (also XM 197; 975 Internet).

## PRONUNCIATION GUIDE

### Coaches/Staff

Darrin **CHIAVERINI** (shiv-er-re-knee)

Darian **HAGAN** (hay-gun)

Jim **LEAVITT** (lev-it)

### Players

16 Jaleel **AWINI** (juh-leal ah-we-knee)

4 **CHIDIBE AWUZIE** (chih-doe-bey / ah-wooz-yeh)

57 Sam **BENNION** (ben-yun)

35 Beau **BISHARAT** (bish-er-rot)

4 Bryce **BOBO** (bo-bo)

92 Jordan **CARRELL** (carol)

17 **KABION ENTO** (kay-be-on / N-toe)

52 N.J. **FALO** (follow)

56 **JASE FRANK** (rhymes w/case; frank-E)

7 Jordan **GEHRKE** (gerr-key)

44 Addison **GILLAM** (gill-um)

45 Tanner **GRZESIEK** (gress-ick)

64 Aaron **HAIGLER** (Hague-ler)

96 **TERRAN HASSELBACH** (tare-run / hass-el-back)

36 **AKIL** Jones (ah-keel)

8 Anthony **JULMISSE** (joel-meese)

54 Samson **KAFVALU** (kof-ah-va-loo)

75 Josh **KAISER** (ky-zer)

68 **GERRAD KOUGH** (jair-ed / coe)

71 Sam **KRONSHAGE** (kronn-sage)

1 **AFOLABI LAGUDA** (ah-foe-lobby / la-goo-duh)

78 John **LISELLA** (lih-sell-uh)

13 **SEFO LIUFAU** (seff-oh / loo-fow)

56 Tim **LYNOTT** (lynn-knot)

34 Pookie **MAKA** (ma-kuh)

93 Michael **MATHEWES** (mathews)

15 Sam **NOYER** (noy-er)

31 Kenneth **OLUGBODE** (oh-lew-bo-day)

65 Colby **PURSELL** (per-sell)

3 Derrion **RAKESTRAW** (rake-straw)

3 **DEAYSEAN** Rippy (day-shawn)

90 **TERRIEK** Roberts (terr-reek)

39 **JAISEN** Sanchez (jy-son, as in tyson)

30 Ryan **SEVERSON** (see-ver-son)

66 **COLIN** Sutton (kaw-lynn)

27 Travis **TALIANKO** (tally-ank-oh)

9 **TEDRIC** Thompson (teh-drick)

55 Brett **TONZ** (rhymes with bronze)

22 Kyle **TREGO** (tree-go)

72 Lyle **TUULOMA** (two-E-loma)

58 Josh **TUPOU** (two-po)

5 Trey **UDOFFIA** (U-doe-fee-ah)

50 Frank **UMU** (ooh-moo)

53 Sully **WIEFELS** (wee-fulls)

9 **JUWANN** Winfree (juh-juan)

23 **AHKELLO** Witherspoon (ah-kellow)

## ROSTER CHANGES/DUPE I.D.'s

**Number Changes:** **S Afolabi Laguda** (#1; was #8); **QB T.J. Patterson** (#9, was #18).

**DUPE NUMBERS:** Those who appear below are in dupe numbers where both likely see action (jerseys do have name tags). Skin tone key to help identify on special teams: **A**—African-American, **C**—Caucasian, **H**—Hispanic; **P**—Polynesian or Pacific Islander:

### Offense/Specialist

1 Fields, WR (A)

2 Ross, WR (A)

4 Bobo, WR (A)

7 Gehrke, QB (P)

9 Winfree, WR (A)

10 Gordon, TB (A)

23 Lindsay, TB (A)

56 Lynott Jr., OL (C)

99 Boatman, TE (C)

### Defense/Specialist

1 Laguda, S (A)

2 Blackmon, CB (A)

4 Awuzie, CB (A)

7 Fisher, DB (A)

9 Thompson, S (A)

10 Gonzalez, PK (H)

23 Witherspoon, CB (A)

56 Franke, DL (C)

56 Howard, DE/ST (A)

## GAME-BY-GAME STARTERS (2016)

Here are CU's starters for the 2016 season (**bold** indicated first career start):

OFFENSE	WR (X)	WR (Z)	WR (H)	LT	LG	C	RG	RT	TE	QB	TB
Colorado State	Bobo	Fields	Ross	J. Irwin	Kough	Kelley	<b>Lynott</b>	Kronshage	MacIntyre (WR)	Liufau	Lindsay
Idaho State	Bobo	Fields	Ross	J. Irwin	Kough	Wiefels	Lynott	Kronshage	MacIntyre (WR)	Liufau	Lindsay
Michigan	Bobo	Fields	Ross	J. Irwin	Kough	Wiefels	Lynott	<b>Haigler</b>	S. Irwin	Liufau	MacIntyre (WR)
DEFENSE	OLB	DE	NT	DE	OLB	JLB	MLB	LCB	SS	FS	RCB
Colorado State	McCartney	Carrell	Tupou	Kafovalu	Gilbert	Olugbode	Gamboa	Awuzie	Thompson	<b>Laguda</b>	Witherspoon
Idaho State	Shaver	Carrell	Tupou	Kafovalu	Gilbert	Olugbode	Gamboa	Awuzie	Thompson	Laguda	Witherspoon
Michigan	McCartney	Carrell	Tupou	Kafovalu	Gilbert	Olugbode	Gamboa	Awuzie	Thompson	Laguda	Witherspoon

(N)—Nickel back. **CONSECUTIVE STARTS**—Thompson 16, Gamboa 14, Awuzie 11. **CAREER STARTS**—Tupou 34, Liufau 32, Awuzie 31, Kelley 27, Thompson 27, Olugbode 26, Gillam 24. **PLAYER PARTICIPATION** (dressed/played): Colorado State 89/60; Idaho State 86/71; Michigan 74/56.

## INJURY REPORT

Colorado will no longer provide an NFL-style injury report as the Buffs were one of the last (and one of the few) to do so; the list will now only contain players out for an extended period of time or those lost for the season.

Pos	Player	Injury	Notes	Status
WR	Jaleel Awini	back	practiced on a limited basis early on in fall camp	OUT/INDEFINITELY
PK	Diego Gonzalez	Achilles	ruptured an Achilles tendon in the third quarter of the Michigan game (non-contact; surgery on Sept. 20)	OUT/SEASON
ILB	Trent Headley	shoulder	he suffered a dislocated shoulder in CU's spring game (April 9) that required surgery	OUT/SEASON
OLB	Derek McCartney	knee	he suffered a torn ACL in the second quarter of the Michigan game	OUT/SEASON
OT	Isaac Miller	knee	has seen limited action in fall camp (injured the knee in the spring game on April 9)	OUT/INDEFINITELY
DB	Jaisen Sanchez	knee	suffered torn knee ligaments in spring practice (March 30) and underwent surgery (April 14)	OUT/SEASON
WR	Juwann Winfree	knee	suffered a torn ACL in practice on August 18; will undergo surgery on Sept. 6 (he has a redshirt year available to him)	OUT/SEASON

## SEASON OPENER REVIEW

Statistically speaking, Colorado had one of its best season-opening games in school history on Sept. 2 against Colorado State. CU's 578 yards of total offense in the contest were the most in a season opener since 1994, when that Buff team (which went 11-1 and finished the year ranked No. 4 in the coaches poll) put up 649 yards of offense in a 48-13 win over Northeast Louisiana. That 1994 season-opening total is the highest yardage gained for any game to begin a season in Buffalo history, but the 578 yards vs. CSU last Friday comes in at No. 2. It was also just the eighth time since 1946 that Colorado has gained more than 500 yards of offense in the season opener.

What was equally impressive was the Buff defense allowing just 225 yards of total offense. CU outgained CSU by 353 yards on the night, which is the second most it has out-gained an opponent in a season-opener in program history (trailing the 1994 opener when CU outgained Northeast Louisiana by 394 yards). Here are the largest margins of victory in a CU season opener in history (not including contests against local high schools at the turn of last century):

### LARGEST MARGINS OF VICTORY IN SEASON OPENER

Year	Opponent	Score	Margin	Year	Opponent	Score	Margin
1954	DRAKE	61- 0	61	1943	FT. WARREN	38- 0	38
1942	COLORADO MINES	54- 0	54	<b>2016</b>	<b>Colorado State (Denver)</b>	<b>44- 7</b>	<b>37</b>
1988	FRESNO STATE	45- 3	42	1995	at Wisconsin	43- 7	36
1923	BRIGHAM YOUNG	41- 0	41	1994	NORTHEAST LOUISIANA	48-13	35

## QUICK STARTS

Colorado through two games now has led at the half by a combined score of **80-0**. CU led Colorado State 31-0 after two quarters in the season opener and last Saturday led Idaho State 49-0 at the half. The Buffs have held combined first-half advantages of 774-124 in total yards and 37-8 in first downs gained.

## LIUFAU SNARES PAC-12 OFFENSIVE HONOR

Senior **QB Sefo Liufau** earned the Pac-12's Offensive Player of the Week honor for his efforts in CU's 44-7 win over Colorado State. He completed 23-of-33 passes for 318 yards and a touchdown (no interceptions), while rushing 14 times for 66 yards. His passer rating was 160.6 and he earned 17 first downs (5 rush/12 pass) and now owns or shares 78 CU records. It was his first game back after a Lisfranc (foot) injury sidelined him for the last 2¾ games in 2015. During the game, he became CU's all-time leader in passing yards (7,715), extended his own mark for total offense (8,226, the first to eclipse 8K at Colorado), and also took over the record for the most offensive plays for a career (1,356). He is the seventh Buff to be afforded Pac-12 POW honors since Colorado joined the conference in 2011, the fourth to win it on offense, joining **WR Paul Richardson** (twice) and **QB Jordan Webb**. CU's Pac-12 POW's:

<b>Sept. 10, 2011</b>	Paul Richardson, WR (Offensive vs. California)
<b>Nov. 12, 2011</b>	Travis Sandersfeld, CB (Defensive vs. Arizona)
<b>Nov. 25, 2011</b>	Jon Major, OLB (Defensive vs. Utah)
<b>Sept. 22, 2012</b>	Jordan Webb, QB (Offensive vs. Washington State)

<b>Sept. 1, 2013</b>	Paul Richardson, WR (Offensive vs. Colorado State)
<b>Sept. 19, 2015</b>	Kenneth Olugbode, ILB (Defensive vs. Colorado State)
<b>Sept. 2, 2016</b>	Sefo Liufau, QB (Offensive vs. Colorado State)



**SERIES HISTORY—CU vs. OREGON**

Colorado and Oregon have met 20 times, with the Ducks winning the last six games to take a **12-8** advantage, its first lead in the series since leading 1-0 (the Buffs then won five of the next six, Oregon caught CU at 12 games (6-6), but the Buffs won the next two to go up 8-6 before the Ducks' current run). The 20 games are the most involving the Buffs and a previous Pac-10 Conference school (CU has played Utah 62 times). Oregon leads 5-2 in Eugene, where it has won the last four games (1984, 1986, 2012, 2014) and is ahead in Boulder as well, 6-4; the Ducks went 24 years between visits to Folsom since the 1987 season opener and 2011; the three meetings between the two schools in that period were all in the postseason ('96 Cotton, '98 Aloha, '02 Fiesta). That Sept. 12, 1987 game was the first career contest for several notable Buffaloes, including future All-Americans **Alfred Williams**, **Eric Bieniemy**, **Kanavis McGhee** and **Joe Garten**. Overall points in the series were as close as can be, with Oregon owning a slight 323-319 edge, until the last five years, when the Ducks have pulled away in extending their edge to 580-385. Oregon owns the high-point game in the series with its 70 it put on the scoreboard in Eugene in 2012; CU's high of 51 came in the '98 Aloha Bowl and UO has registered the lone shutout (35-0 in 1956). The two schools, based in very similar liberal-minded towns, formed a tremendous bond in 1984 when CU tight end **Ed Reinhardt** suffered a life-threatening brain injury and would spend a month in a coma in a Eugene hospital before he awoke and was able to return to Colorado; he continues rehab for the injury to this day.

**SERIES DID YOU KNOW?**—Perhaps the biggest play in the series for Colorado was a defensive one. In 1985, Colorado had switched to the wishbone offense and won its opener over Colorado State, 23-10; the Buffs were in search of their first 2-0 start since 1978. Oregon was up next, in Boulder, and that 2-0 goal would be in danger. The Buffs opened up a quick 14-0 lead on "Ed Reinhardt Day," honoring CU's tight end who suffered a brain injury the previous year against in Eugene. However, UO bounced back to go up 17-14, but a Mark Hatcher 22-yard run put CU back on top, 21-17, early in the fourth quarter. The Ducks mounted a final threat that had them in a first-and-goal at the CU 5. The Buffs squelched the first three tries, and on fourth-and-goal with seven ticks remaining, SS Mickey Pruitt sacked QB Chris Miller for a 14-yard loss, preserving the CU win and back-to-back victories to open a season in seven years.





**CU-OREGON BY THE NUMBERS**

Here's a look at some numbers-related trivia in the Colorado-Oregon series:

- 2** The number of times in the series that one team has gained at least 200 yards both rushing and passing (out of a maximum **37**): Oregon in 2013 & 2014.
- No. 2** The highest national ranking of either team (Oregon in the '02 Fiesta Bowl and in 2012) when the two have lined up across from each other;
- No. 3** The highest national ranking of Colorado (also in the '02 Fiesta Bowl) when the two have lined up across from each other;
- 6** The number of interceptions Colorado had in the 1967 game (**3** by All-American and future Hall of Fame inductee **Dick Anderson**)
- 7** The number of games in the series decided by one score or less (8 points; CU leads in those, **4-3**);
- 21** The number of times in the series that one team did not gain at least 100 yards both rushing and passing (out of a maximum **40**);
- 123 11' W** The longitude of Eugene, Oregon, the furthest west any school can play a Division I-A/FBS game on the mainland;
- 94** The combined number of points by the schools in a wild 1998 Aloha Bowl (a **51-43** Colorado win, though the Buffs led **44-14** at one point);
- 134** The number of receiving yards by **Paul Richardson** in the 2013 game (Aloha Bowl), the most by a Buffalo in the series;
- 173** The number of rushing yards by **Mark Hatcher** in the 1986 game, the most by a Buffalo in the series and the fourth most in any game by a CU QB;
- 282** The number of passing yards by **Steve Vogel** in the 1984 game, the most by a Buffalo in the series;
- 958** The number of miles between Boulder, Colorado, and Eugene, Oregon;
- 4,915** The difference in elevation (feet) between Boulder (**5,345**) and Eugene (**430**; though some areas are **0**).

**TALE OF THE TAPE / COLORADO-OREGON**

Here's a comparative look at **Colorado** and **Oregon** in both general areas as well as several statistical categories through games of September 17 (NCAA/national rankings in their respective divisions, if applicable, are in parenthesis):

					
Category	Colorado	Oregon	Category	Colorado	Oregon
Overall Record.....	2-1	2-1	Third Down Conversion Offense.....	48.0 (31)	51.2 (20)
Streak.....	Lost 1	Lost 1	Third Down Conversion Defense.....	26.1 (19)	41.9 (89)
vs. AP Ranked Teams (at time of game).....	0-1	0-0	Fourth Down Conversion Offense.....	50.0 (62)	40.0 (88)
Pac-12 Record.....	0-0	0-0	Fourth Down Conversion Defense.....	25.0 (19)	40.0 (37)
Alumni On NFL Rosters (as of Sept. 18).....	9	24	Three & Outs on Defense.....	18 (--)	NA (--)
Rushing Offense.....	195.3 (53)	296.0 (8)	Quarterback Sacks By.....	2.0 (63)	3.0 (25)
Average Per Rush.....	4.0	6.9	Quarterback Sacks Allowed.....	1.67 (49)	1.33 (36)
Passing Offense.....	304.7 (22)	249.3 (51)	Net Punting.....	25.63 (126)	33.46 (111)
Completion Percentage.....	64.3 (27)	66.7 (14)	Punt Returns.....	10.7 (41)	15.1 (22)
Average Per Attempt.....	9.3	8.9	Punt Return Yardage Defense.....	23.0 (124)	9.2 (86)
Passing Efficiency.....	169.57 (14)	165.04 (19)	Kickoff Returns.....	23.5 (43)	27.9 (13)
Total Offense.....	500.0 (26)	545.3 (10)	Kickoff Return Yardage Defense.....	28.4 (120)	20.2 (58)
Average Per Play.....	6.2	7.7	Penalties Per Game.....	5.3 (30)	11.0 (121)
Scoring Offense.....	42.7 (20)	43.0 (19)	Penalty Yards Per Game.....	39.3 (12)	104.7 (126)
Rushing Defense.....	119.7 (45)	170.0 (90)	Turnovers Gained.....	6 (25)	4 (63)
Average Per Rush.....	4.0	4.3	Turnovers Lost.....	3 (26)	2 (8)
Passing Defense.....	119.7 (5)	232.7 (72)	Turnover Margin.....	+1.00 (21)	+0.67 (35)
Completion Percentage.....	47.5	53.3	Interceptions.....	3 (34)	3 (34)
Average Per Attempt.....	3.5	5.7	Red Zone Scoring Percentage (Offense).....	88.9 (46)	93.3 (28)
Pass Efficiency Defense.....	77.98 (5)	109.94 (35)	Red Zone Scoring Percentage (Defense).....	83.3 (54)	83.3 (54)
Total Defense.....	239.3 (4)	402.7 (82)	Time of Possession.....	33:12 (26)	25:22 (118)
Average Per Play.....	3.8	5.0			
Scoring Defense.....	19.7 (41)	29.7 (84)			

## COLORADO-OREGON AT-A-GLANCE / SERIES TRENDS

Oregon leads the series, 12-8 (CU is 4-6 in Boulder, 2-5 in Eugene, 1-0 in Dallas, 1-0 in Honolulu and 0-1 in Tempe). A game-by-game look:

Date	Site	Result	Attend.	Rank	CU	Rushing	Passing	Tot Off	UO	Rushing	Passing	Tot Off	TV
				CU	FD	att yds td	a-c-i yds td	no yds		att yds td	a-c-i yds td	no yds	
Oct. 15, 1949	Eugene	L 14-42	12,500	—	—	9 43 160 0	17- 7-3 72 2	60 232	11	47 333 2	25- 8-1 192 3	72 515	
Nov. 18, 1950	Boulder	W 21- 7	12,223	—	—	18 60 228 2	13- 7-1 128 1	73 356	9	36 50 0	22-10-1 168 1	58 218	
Oct. 8, 1955	Eugene	W 13- 6	12,500	—	—	11 51 164 2	5- 3-0 27 0	56 191	17	47 196 1	20- 8-0 170 0	67 366	NBC (r)
Sept. 22, 1956	Boulder	L 0-35	40,500	—	—	7 32 64 0	9- 2-0 38 0	41 102	24	69 364 3	8- 4-1 80 2	77 444	
Sept. 23, 1967	Eugene	W 17-13	27,500	9	—	12 55 179 1	12- 4-1 82 1	67 261	17	35 46 1	33-17-6 301 1	68 347	ABC (r)
Sept. 21, 1968	Boulder	W 28- 7	44,723	—	—	22 58 209 4	22-14-1 122 0	80 331	9	38 104 0	15- 4-0 87 1	53 191	
Sept. 9, 1978	Boulder	W 24- 7	45,389	—	—	15 56 256 3	16- 6-3 66 0	72 322	17	49 149 0	29- 9-3 96 1	78 245	
Sept. 8, 1979	Boulder	L 19-33	44,274	—	—	17 45 56 1	23-12-2 155 1	68 211	22	57 285 3	11- 7-0 168 1	68 453	ESPN
Sept. 15, 1984	Eugene	L 20-27	25,048	—	—	21 39 106 2	40-18-2 282 1	79 388	19	45 232 1	25-13-0 112 2	70 344	
Sept. 14, 1985	Boulder	W 21-17	30,373	—	—	21 58 342 3	5- 2-1 48 0	63 390	22	41 106 1	38-22-1 222 1	79 328	
Sept. 13, 1986	Eugene	L 30-32	26,155	—	—	19 58 368 4	5- 2-0 18 0	63 386	22	39 153 3	42-28-0 262 0	81 415	
Sept. 12, 1987	Boulder	L 7-10	40,521	—	—	19 52 267 1	18- 7-2 87 0	70 354	15	46 102 0	24-16-0 175 1	70 277	KCNC (I)
Jan. 1, 1996	Dallas (Cotton)	W 38- 6	58,214	7	12	16 41 170 3	27-12-2 143 2	68 313	16	29 96 0	44-21-2 162 0	73 258	CBS
Dec. 25, 1998	Honolulu (Aloha)	W 51-43	34,803	—	21	13 35 176 0	24-12-0 221 4	59 397	27	35 79 4	46-24-1 456 2	81 535	ABC
Jan. 1, 2002	Tempe (Fiesta)	L 16-38	74,118	3	2	20 31 49 1	47-24-3 279 1	78 328	22	28 150 1	42-28-1 350 4	70 500	ABC
Oct. 22, 2011	Boulder	L 2-45	52,123	—	9	14 39 98 0	33-15-1 133 0	72 231	25	48 371 3	21-11-0 156 2	69 527	FSN
Oct. 27, 2012	Eugene	L 14-70	57,521	—	2	12 33 150 2	27-13-1 96 0	60 246	30	57 425 7	18-14-0 192 2	75 617	P12N
Oct. 5, 2013	Boulder	L 16-57	45,944	—	2	15 36 94 0	34-12-2 280 1	70 374	31	62 349 3	34-19-2 406 5	96 755	P12N
Nov. 22, 2014	Eugene	L 10-44	55,891	—	3	14 30 121 0	32-16-0 105 1	62 226	30	41 265 3	36-26-0 332 3	77 597	P12N
Oct. 4, 2015	Boulder (N)	L 24-41	46,222	—	—	18 36 77 2	42-25-1 231 1	78 308	27	60 361 3	21-13-1 176 2	81 537	ESPN

## CU INDIVIDUAL HIGHS

**Most Yards Rushing:** 173, Mark Hatcher, Sept. 13, 1986

**Most Yards Passing:** 282, Steve Vogel, Sept. 15, 1984

**Most Receptions:** 10, Daniel Graham, Jan. 1, 2002

**Most Yards Receiving:** 134, Paul Richardson, Oct. 5, 2013

## IN COLORADO BUFFALO HISTORY: SEPTEMBER 24

Colorado is **10-2** all-time on **September 24**, all but two of the games since 1949; the first pair were both 6-0 wins over an Alumni squad in 1901 and 1904. The program's signature play took place on this date; think 1994. As Casey Kasem would say, "Now on with the countdown." Highlighted games: **1949**—The Buffs the season and Big 7 play with a 13-12 win over Kansas; **Don Hagin** and **Chuck Mosher**, the latter on a pass from **Harry Narcisian**, scored CU's touchdowns, with **Malcolm Miller's** two interceptions staving off any attempt by KU for a comeback; both Jayhawk PAT kicks in the game were blocked to account for the winning margin. **1955**—Colorado opened the season with a 14-0 win over Arizona in Boulder, as the Buffalo defense stifled the Wildcats all day, holding UA to just 176 total yards while forced four turnovers. The Buffs rolled up 333 yards, but lost five fumbles in a game that ended in a cold, damp drizzle. **1966**—The Buff defense forced six turnovers by No. 10 Baylor as an aroused an angered Colorado defeated the Bears, 13-7. It was CU's first win in eight tries against teams from the Southwest Conference, and was especially satisfying since the integrated CU team had to put up with racial taunts the entire game. **Wilmer Cooks' 1-yard run** snapped a 7-7 tie with 12:08 to play, and **Steve Graves' interception** in the end zone with 51 seconds remaining sealed the Colorado win. The victory also avenged a 26-0 loss in Waco in 1960, also on Sept. 24. **1977**—**QB Jeff Knapple** rushed for two touchdowns and threw for a third as the Buffaloes used a dominant defensive effort to romp over New Mexico, 42-7. In a game that featured 24 punts and four turnovers (14 and three, respectively, by UNM), there wasn't much flow to the game as each team had 19 possessions. CU led 21-0 at halftime and 28-7 after three quarters, cementing the game away on a **WR Howard Ballage 5-yard run** in the fourth quarter. **LB Jeff Lee** led the Buffs with 10 tackles. **1983**—For the first time in four years, the Buffs won back-to-back games, thrashing Oregon State 38-14 behind **TB Lee Rouson** (nine rushes, 106 yards), **WR Ron Brown** (five receptions, 143 yards, one touchdown) and **CB Jeff Donaldson** (45-yard interception return for a score). Colorado led 31-0 before OSU got on the board and rolled up 462 yards on offense (252 rushing). **1988**—**TB Eric Bieniemy** rushed for 211 yards and three touchdowns, including the go-ahead score with 9:16 remaining to lead the Buffs to a 28-21 win over Oregon State in Boulder. He opened the scoring with a 45-yard run on a 4th-and-1 play in the first quarter, but a stubborn OSU team rallied from 16-7 down to take a 21-16 lead in the fourth quarter. Bieniemy's third touchdown — the game winner — came on a 66-yard run with **QB Sal Aunese** adding a 10-yard run as time ran out. Also in that game, the late **P Keith English** punted five times for a gaudy 59.8 average to set the single-game school record for average per punt (which still stands). **1994**—The No. 7 Buffaloes defeated the No. 4 Michigan Wolverines at the Big House in Ann Arbor in what simply is now referred to as, "The Miracle In Michigan." Colorado furiously rallied from 12 points down in the final three minutes, and took possession after a Wolverine punt at its own 15 with 14 seconds remaining. **QB Kordell Stewart** hooked up with **WR Michael Westbrook** for a 21-yard gain out to the CU 36, and after spiking the ball, the Buffs were left with six seconds on the clock. Stewart and Westbrook hooked up again, this time via a **Blake Anderson** tip with the play covering 64 yards as time expired to propel CU to the win. The play won the ESPY as the play of the year for all sports. **2005**—After 12 years, CU and Miami finally agreed upon a return date for the '93 game in which Miami instigated a brawl (not to mention some inept you-know-what by Big East you-know-whos). Miami won 23-3, but CU's points were memorable: **PK Mason Crosby** drilled a 58-yard field goal, to date the longest at sea level in NCAA history. **2011**—Colorado travels to Columbus and falls to an unranked Ohio State team, 37-17; turnovers played a big role in the game, as the Buckeyes outgained the Buffs by only 336-314, and only did so by running the ball in the final minute instead of taking a knee.

**SEPTEMBER 24 COLORADO MVP:** **QB Kordell Stewart/WR Blake Anderson/WR Michael Westbrook/TB Rashaan Salaam/OT Tony Berti.** All played key roles for "The Catch." Stewart danced around after taking the snap to buy time for the receivers to race some 60 yards downfield ... Michigan's Trevor Pryce slipped Berti's initial block and was making a move to Stewart's blindside when Salaam came over to hold CU's ground; Berti regrouped and the pair pancaked Pryce ... By now, Westbrook, Anderson, Rae Carruth and James Kidd were nearing the end zone and Stewart launched the ball some 72 yards in the air, where Anderson tipped the ball away from Ty Law and Westbrook was there to grab it as he fell to the ground with the winning touchdown. Here's a link to the excellent call by ABC's Keith Jackson and Bob Griese, with perhaps the best set-up of a play ever: <http://www.youtube.com/watch?v=5Nt6HjqtJt8>.

## OREGON HEAD COACH

➔ **Mark Helfrich** is in his fourth year as Oregon's head coach, with a record of **35-9** (22-5 in Pac-12 games); it is his first collegiate head coaching position. He was CU's offensive coordinator and quarterbacks coach for three years, 2006-08, under head coach **Dan Hawkins** before moving to Oregon where he served in a similar capacity before being named head coach after Chip Kelly left for the NFL's Philadelphia Eagles following the 2012 season.

## THE LAST TIME

OREGON 41, COLORADO 24

OCTOBER 3, 2015

FOLSOM FIELD, BOULDER

**BOULDER** — The Colorado Buffaloes twice held the lead in the first half, but Oregon used a strong ground game to break a 17-17 halftime tie and claim a 41-24 Pac-12 win at Folsom Field.

CU (3-2, 0-1) still trailed only by a touchdown with 10:29 to play. But Oregon (3-2, 1-1) reeled off 10 quick points and left with its fifth consecutive win against CU since the Buffs joined the Pac-12 in 2011. The Buffs entered the game with a 3-game winning streak, their first since 2008, while UO was out to avoid losing consecutive league games for the first time since '07.

Oregon rolled up 361 yards rushing and limited the Buffs to only 77, their lowest output of the season. CU quarterback Sefo Liufau passed for 231 yards and a touchdown, but was intercepted once and lost a fumble. The Buffs' 308 yards of total offense was their lowest output in five games.

Oregon's Royce Freeman, the Pac-12's No. 3 rusher (112.5 ypg), ran 27 times for 163 yards and two TD's, while teammate Taj Griffin added 110 yards and a score.

The game was delayed by an hour because of lightning in the area. The 9:08 p.m. kickoff was the latest ever at Folsom Field.

CU's first six plays were sabotaged by two turnovers — a Liufau interception that ended his streak of attempts without a pick at 107 and a lost Phillip Lindsay fumble.

An Ahkello Witherspoon interception in the end zone ended Oregon's first threat, but the Ducks took advantage of the fumble recovery with a 29-yard Freeman touchdown run to take a 7-0 lead.

CU, though, quickly answered with an 11-play, 63-yard scoring drive, getting a 2-yard touchdown run from Christian Powell. After Colorado's defense held, the Buffs took a 14-7 lead on an 8-yard scoring pass from Liufau to Shay Fields before the Ducks

responded with a 39-yard wide receiver pass from Bralon Addison to Charles Nelson to tie the game again.

CU grabbed its last lead of the night on a 52-yard Diego Gonzalez field goal, but the Ducks got a 39-yard field goal from Aidan Schneider to produce a 17-17 score at intermission. Liufau finished the first half 17-of-27 for 192 yards while Oregon's quarterback rotation of Jeff Lockie and Taylor Alie combined for 10 completions in 16 attempts (one pick).

Oregon immediately went back to its ground success to open the second half, running on nine of 10 plays in a 74-yard scoring drive. Freeman ran 3 yards for the touchdown. The Ducks then extended their lead to two touchdowns by capitalizing on a CU fumble. The Ducks drove 54 yards in 10 plays and Griffin's 2-yard run gave Oregon a 31-17 lead.

The Buffs, though, wouldn't quit. On the first and second plays of the fourth quarter, they halted Freeman on third-and-one and fourth-and-one at the Ducks' 45. Nine plays later, CU pulled to within 31-24 with 10:29 still left in the game. Liufau ran for 23 yards in the 45-yard march, including a 7-yard option keeper up the middle for the score.

But the Buffs couldn't contain the Ducks after that. Alie threw a 43-yard TD pass to Jalen Brown with 8:43 left in the game, boosting the lead back to two scores, 38-24.

After CU failed to move on its next possession, Schneider added a 33-yard field goal with 2:37 remaining for the game's final points. The game ended at 12:31 a.m. Sunday, the latest-ever Folsom Field finish.

Defensively, the Buffs forced just one Oregon turnover, CU's lowest takeaway total of the season.

Oregon .....	7	10	14	10	—	41
COLORADO .....	7	10	0	7	—	24

SCORING	Score	Time	Qtr
Oregon — Freeman 29 run (Schneider kick)	7- 0	9:11	1Q
COLORADO — Powell 2 run (Gonzalez kick)	7- 7	1:44	1Q
COLORADO — Fields 8 pass from Liufau (Gonzalez kick)	14- 7	13:07	2Q
Oregon — Nelson 39 pass from Addison (Schneider kick)	14-14	11:49	2Q
COLORADO — Gonzalez 52 FG	17-14	9:21	2Q
Oregon — Schneider 39 FG	17-17	1:57	2Q
Oregon — Freeman 3 run (Schneider kick)	17-24	10:03	3Q
Oregon — Griffin 2 run (Schneider kick)	17-31	2:12	3Q
COLORADO — Liufau 7 run (Gonzalez kick)	24-31	10:29	4Q
Oregon — Brown 43 pass from Taylor Alie (Schneider kick)	24-38	8:43	4Q
Oregon — Schneider 33 FG	24-41	2:37	4Q

**Attendance:** 46,222    **Time:** 3:23

**Weather** (52°): light rain/drizzle, 100% humidity, 7 mph winds from the north

TEAM STATISTICS	COLORADO	OREGON
First Downs.....	18	27
Third Down Efficiency (Fourth).....	7-17 (1-2)	7-16 (0-1)
Rushes—Net Yards .....	36-77	60-361
Passing Yards .....	231	176
Passes (Att-Comp-Int).....	42-25-1	21-13-1
Total Offense .....	308	537
Return Yards .....	1	6
Punts: No-Average.....	6-46.0	4-34.8
Fumbles: No-Lost.....	3-2	1-0
Penalties/Yards .....	6/41	4/45
Quarterback Sacks—Yards .....	3-6	5-38
Time of Possession .....	30:05	29:55
Drives/Average Field Position .....	14/C27	15/O38
Red Zone: Scores-Attempts (Points).....	3-3 (21)	3-4 (21)

## INDIVIDUAL STATISTICS

**Rushing—Colorado:** Lindsay 12-37, Powell 10-30, Lee 1-8, Liufau 13-2. **Oregon:** Freeman 27-163, Griffin 10-109, Benoit 8-32, Alie 5-22, Lockie 5-18, Addison 2-17, Brooks-James 1-4, Team 2-minus 4.

**Passing—Colorado:** Liufau 42-25-1, 231, 1 td. **Oregon:** Alie 9-4-0, 83, 1 td; Lockie 11-8-1, 54, 0 td; Addison 1-1-0, 39, 1 td.

**Receiving—Colorado:** Spruce 6-87, Fields 5-31, Lindsay 4-60, Bobo 2-13, Ross 2-13, Powell 2-8, Lee 2-1, Irwin 1-14, MacIntyre 1-4. **Oregon:** Griffin 3-41, Freeman 3-32, Nelson 2-44, Addison 2-9, Brown 1-43, Stanford 1-7, Mundt 1-0.

**Punting—Colorado:** Kinney 6-46.0 (57 long, 2 In20). **Oregon:** Wheeler 4-34.8 (44 long, 2 In20).

**Punt Returns—Colorado:** Spruce 1-1. **Oregon:** Addison 1-6. **Kickoff Returns—Colorado:** Lee 1-24. **Oregon:** Nelson 4-124.

**Tackle Leaders—Colorado:** Thompson 9,3—12; Awuzie 10,0—10; Gamboa 4,5—9; Moeller 6,1—7; Olugbode 4,3—7; Witherspoon 6,0—6; Gilbert 4,1—5; Solis 4,1—5; Jackson 3,2—5; Severson 1,4—5; Carrell 4,0—4; McCartney 3,1—4; Crawley 2,1—3. **Oregon:** Hardrick 7,1—8; Ihenacho 6,0—6; Walker 4,2—6; Robinson 5,0—5; Prevot 4,1—5; Buckner 4,1—5.

**Quarterback Sacks—Colorado:** Jackson 1-3, Solis 1-2, Gilbert 1-1. **Oregon:** Hardrick 1-11, French 1-9, Jelks 1-7, Balducci 1-6, Mondeaux 1-5.

**Interceptions—Colorado:** Witherspoon 1-0. **Oregon:** Walker 1-0. **Passes Broken Up—Colorado:** McCartney. **Oregon:** Daniels, Jelks.

## GAME NOTES

Oregon now leads the series by a 12-8 count, claiming the last six in a row and all five with both as members of the Pac-12 ... With ESPN sliding the kickoff back five minutes from the originally intended 8:07 p.m. start, plus the 56-minute delay due to lightning in the area, the 9:08 kickoff and the 12:31 a.m. finish were the latest in Folsom Field history (ESPN also televised the previous latest: Sept. 15, 2007 vs. Florida State — 8:15 p.m.; that game also was the latest to end at Folsom Field, at 11:46 p.m.) ... Thus, this was the first game in Boulder to start on one day of the week and end on the next; in fact, on CU's 45-yard drive to cut the Oregon lead to 31-24, the Buffs gained 38 yards on Saturday and the final 7 on Sunday ... Light rain fell during a game at Folsom for the first time since 2006 (second half vs. Texas Tech) ... The 24 points CU scored against Oregon was its most in the series since a 51-43 win over the Ducks in the 1998 Aloha Bowl ... The game was tied at 17 at halftime; since joining the Pac-12, Oregon had outscored CU in the first half by 164-19 (35-0, 56-0, 43-16, 30-3) in the four previous games ... There was a moment of silence before the national anthem for the victims of the previous Thursday's shooting at Umpqua Community College in Roseburg, Ore.; both teams wore decals in tribute to the nine who died at the hands of the 26-year old gunman.

## COLORADO &amp; CONFERENCE OPENERS

In 122 conference openers in its history, Colorado has compiled a **79-41-2** record (a 65.6 winning percentage), including a 36-16-1 mark at Folsom Field (and 51-16-1 at home overall). Colorado was not a member of a conference from 1890-92 and did not play a conference schedule in 1905. Colorado was **7-8** in Big 12 Conference openers, as the Buffaloes started league play on the road six times in the final eight years it was a member of the league. In 63 conference openers in the Big Seven/Eight/12, the Buffs were **36-26-1** overall, including a 23-12-1 mark at home. CU is **1-4** in Pac-12 conference openers, its win coming at Washington State in 2012 (by a 35-34 score). The breakdown:

**Colorado Football Association (13-2)**

1893	COLORADO STATE	W	44- 6
1894	DENVER	W	44- 0
1895	DENVER	W	28- 0
1896	at Colorado Mines	W	30- 0
1897	at Colorado College	W	8- 0
1898	at Colorado College	L	0-22
1899	at Colorado State	W	63- 0
1900	COLORADO STATE	W	29- 0
1901	at Colorado College	W	11- 2
1902	DENVER	W	24- 0
1903	COLORADO STATE	W	5- 0
1904	at Colorado Mines	L	10-13
1906	DENVER	W	6- 0
1907	DENVER	W	29- 4
1908	at Colorado State	W	8- 0

**Colorado Faculty Athletic Conf. (1-0)**

1909	at Colorado State	W	57- 0
------	-------------------	---	-------

**Rocky Mountain Athletic Conf. (20-7-1)**

1910	UTAH	W	11- 0
1911	COLORADO COLLEGE	W	8- 2
1912	at Colorado State	L	0-21
1913	COLORADO STATE	W	16- 7
1914	at Colorado State	W	33- 6
1915	COLORADO STATE	L	6-23
1916	WYOMING	W	16-10
1917	at Denver	L	0- 7
1918	at Denver	L	0- 6
1919	at Colorado State	L	7-49
1920	at Denver	W	31- 0
1921	DENVER	W	10- 7
1922	NEW MEXICO	W	3- 0
1923	BRIGHAM YOUNG	W	41- 0
1924	at Colorado College	W	26- 0
1925	MONTANA STATE	W	23- 3
1926	MONTANA STATE	L	3- 6
1927	WESTERN STATE	W	25- 6
1928	at Northern Colorado	W	21- 6
1929	NORTHERN COLORADO	W	19- 0
1930	at Utah State	T	0- 0
1931	COLORADO MINES	W	27- 0
1932	at Colorado Mines	W	31- 0
1933	COLORADO MINES	W	42- 0
1934	at Northern Colorado	L	7-13

1935	COLORADO MINES	W	58- 0
1936	COLORADO MINES	W	33- 0
1937	UTAH STATE	W	33- 0

**Mountain States Conference (8-2)**

1938	at Utah State	L	0-20
1939	UTAH STATE	L	6-16
1940	at Utah State	W	26- 0
1941	UTAH STATE	W	13- 7
1942	at Utah State	W	31-14
1943	UTAH	W	35- 0
1944	at Utah	W	26- 0
1945	UTAH	W	18-13
1946	UTAH STATE	W	6- 0
1947	BRIGHAM YOUNG	W	9- 7

**Big Seven Conference (6-5-1)**

1948	at Kansas	L	7-40
1949	KANSAS	W	13-12
1950	at Iowa State	L	7-14
1951	KANSAS (#20)	W	35-27
1952	OKLAHOMA (#4)	T	21-21
1953	MISSOURI	L	16-27
1954	at Kansas	W	27- 0
1955	KANSAS	W	12- 0
1956	KANSAS STATE	W	34- 0
1957	KANSAS	L	34-35
1958	KANSAS STATE	W	13- 3
1959	at Oklahoma	L	12-42

**Big Eight Conference (23-13)**

1960	KANSAS STATE	W	27- 7
1961	OKLAHOMA STATE	W	24- 0
1962	KANSAS STATE	W	6- 0
1963	at Kansas State	W	21- 7
1964	KANSAS STATE	L	14-16
1965	at Kansas State	W	36- 0
1966	KANSAS STATE	W	10- 0
1967	IOWA STATE	W	34- 0
1968	at Iowa State	W	28-18
1969	at Iowa State	W	14- 0
1970	at Kansas State	L	20-21
1971	KANSAS STATE	W	31-21
1972	at Oklahoma State	L	6-31
1973	at Iowa State	W	23-16
1974	IOWA STATE	W	34- 7

1975	at Oklahoma (#1)	L	20-21
1976	NEBRASKA (#6)	L	12-24
1977	OKLAHOMA STATE	W	29-13
1978	KANSAS	W	17- 7
1979	at Oklahoma (#3)	L	24-49
1980	OKLAHOMA (#12)	L	42-82
1981	at Nebraska	L	0-59
1982	NEBRASKA (#7)	L	14-40
1983	MISSOURI	L	20-59
1984	at Missouri	L	7-52
1985	MISSOURI	W	38- 7
1986	at Missouri	W	17-12
1987	at Oklahoma State (#19)	L	17-42
1988	OKLAHOMA STATE (#13)	L	21-41
1989	MISSOURI	W	49- 3
1990	at Missouri	W	33-31
1991	MISSOURI	W	55- 7
1992	at Missouri	W	6- 0
1993	MISSOURI	W	30-18
1994	at Missouri	W	38-23
1995	at Oklahoma (#10)	W	38-17

**Big 12 Conference (7-8)**

1996	at Texas A&M	W	24-10
1997	TEXAS A&M (#21)	L	10-16
1998	BAYLOR	W	18-16
1999	KANSAS	W	51-17
2000	KANSAS STATE (#5)	L	21-44
2001	KANSAS	W	27-16
2002	KANSAS STATE (#13)	W	35-31
2003	at Baylor	L	30-42
2004	at Missouri	L	9-17
2005	at Oklahoma State	W	34- 0
2006	at Missouri (#25)	L	13-28
2007	OKLAHOMA (#3)	W	27-24
2008	TEXAS (#5)	L	14-38
2009	at Texas (#2)	L	14-38
2010	at Missouri (#24)	L	0-26

**Pac-12 Conference (1-4)**

2011	WASHINGTON STATE	L	27-31
2012	at Washington State	W	35-34
2013	at Oregon State	L	17-44
2014	ARIZONA STATE (#16)	L	24-38
2015	OREGON	L	24-41

**SIGNATURE CONFERENCE OPENER ANNIVERSARY GAME — 20th.** Colorado scored on its first offensive play of the game and never looked back as the No.12 Buffaloes cruised to an easy 24-10 win over Texas A&M in College Station in the first-ever Big 12 Conference game for both schools. It was just the third home loss for the Aggies over the last eight seasons, as things went CU's way from the start. Ryan Sutter (eventually of "The Bachelorette" fame) forced a fumble that the late Brandon Southward recovered on the A&M 28-yard line. It took one play for the Buffs to score, as the Buffs called for a reverse with Rae Carruth running around the left side for an easy touchdown and a 7-0 lead. Koy Detmer then connected with Herchell Troutman on a 50-yard play on a screen pass that put the Buffs up, 14-0, early in the second quarter. A&M would never have the ball again trailing by less than two scores. Detmer added another TD pass late in the half, connecting with current CU co-offensive coordinator Darrin Chiaverini on a 9-yard TD pass that put CU up, 21-7, at intermission. Detmer would pass for 246 yards and the two TDs as CU survived an Aggie offense that ran 97 plays – including 64 passes.

## TURNOVER STREAK NOW LONGEST IN THE NATION

Colorado was one of only six schools in the nation to force at least one turnover in every game in 2015 (and the only Power 5 school to do so); Boise State, Northern Illinois, Marshall, Georgia State and Toledo joined the Buffaloes. CU forced 22 turnovers last year (14 interceptions, eight fumble recoveries); that was the most by the Buffaloes in a season since forcing 25 in 2009. Three schools on that list did not force an opponent miscue in the season opener, thus the Buffaloes are now tied with North Carolina in the most consecutive games forcing at least one turnover. **Consecutive Games Forcing A Turnover Through Games of September 17 (W-L record): Colorado 16 (6-10), Alabama 15 (15-0), Marshall 15 (11-4).**



## THE PAC-12 OPENER

Colorado is set to begin its sixth season of play in the Pac-12 Conference and will face Oregon in its first **league game of the season for the third time (also opened up Pac-12 play against the Ducks in 2013 and 2015, both at home)**. This will be just the second of six Pac-12 openers to be played on the road for the Buffaloes, the other one coming in 2012 at Washington State when CU won 35-34. In 122 previous conference openers in program history, CU has a 79-41-2 (.648) record in its first league game of the season (Buff's are 28-25-1 in league openers all-time that are played on the road).

Ironically, year six for the Buffs in the Big 12 (after the conference expanded from eight to 12 teams in 1995), was one of the best seasons in program history. CU went 10-3 that year, 7-1 in Big 12 play and won the Big 12 championship game over No. 3 Texas, 39-37, which is Colorado's last conference championship. The Buffs were ranked as high as No. 3 in the nation that season.

## TOUCHDOWNS ON FIRST CAREER TOUCH

There are two players on the current CU roster that scored a touchdown on their first career touch (both on offense). **Jay MacIntyre** did it a redshirt frosh against Nicholls State a year ago, and last week, Kabion Ento became the 14th known player to do in CU history. Not including those players whose first career interception were returned for scores (*see page 24*), here's a list of known players in CU history that scored a TD the first time they touched the football:

Player	Date	Opponent	Score	How
Lamar Meyer	Sept. 18, 1954	DRAKE	W 61-0	26 pass from Frank Bernardi
Gerry Leahy	Sept. 25, 1954	COLORADO STATE	W 46-0	8 pass from Homer Scott
Leon Mavity	Sept. 30, 1961	OKLAHOMA STATE	W 24-0	60 yard punt return
Chuck Morris	Nov. 25, 1961	IOWA STATE	W 34-0	12 pass from Pat Young
Roger Wissmiller	Oct. 20, 1962	at Iowa State	L 19-57	2 pass from Frank Cesarek
Larry Ferguson	Sept. 15, 1973	at Louisiana State	L 6-17	37 yard run
Mike Kerin	Sept. 27, 1975	WICHITA STATE	W 52-0	32 yard pass from Jeff Austin

Player	Date	Opponent	Score	How
Craig Keenan	Sept. 25, 1982	WYOMING	L 10-24	1 yard run
James Kidd	Sept. 11, 1993	BAYLOR	W 45-21	25 yard pass from Vance Joseph
Jeremy Bloom	Aug. 31, 2002	Colorado State	L 14-19	75 yard punt return
DaVaughn Thornton	Nov. 6, 2010	at Kansas	L 45-52	12 yard pass from Cody Hawkins
Scott Fernandez	Nov. 10, 2012	at Arizona	L 31-56	71 yard pass from Connor Wood
<b>Jay MacIntyre</b>	<b>Sept. 26, 2015</b>	<b>NICHOLLS STATE</b>	<b>W 48-0</b>	<b>38 yard pass from Sefo Liufau</b>
<b>Kabion Ento</b>	<b>Sept. 10, 2016</b>	<b>IDAHO STATE</b>	<b>W 56-7</b>	<b>69 yard pass from Steven Montez</b>

## FINDING FIRST QUARTER SUCCESS

Colorado scored 21 points in the first quarter at No. 4 Michigan last weekend; it was the second time in three games that the Buffs have scored 21 points in the first 15 minutes of a game (also doing so in the season opener against Colorado State). CU's 56 first quarter points (with 612 first quarter yards) this season leads all Pac-12 schools and it is tied for the second most in the FBS. Those numbers are quite remarkable, given Colorado's recent history in the first quarter. CU's 56 points in the first quarter through three games is already more than CU scored in a first period for an entire season in eight out of the last 20 seasons. From 2000-15, the Buffs averaged 5.2 points in the first quarter of the 199 games played in those seasons (when CU posted a 77-122 record). That number in the 1990s was at 6.0 points per first quarter (when CU went 87-29-4). Colorado's single-season record for points scored in a first quarter is 118 (9.8 per game in the first period) put up by the 1994 team that finished 11-1.

## 2016 FBS Leaders – First Quarter Scoring

Rk	School	1Q Points	1Q Yards
1	Louisville	70	793
2	<b>Colorado</b>	<b>56</b>	<b>612</b>
2	Texas Tech	56	559
4	Oklahoma State	52	526
5	Washington	45	407

## FINALLY AN EXPERIENCED UNIT

The returning players on the '16 CU roster played in **1,072** games in their combined careers heading into the season—the most since the 2005 team (1,080); they also started **412** games, the most-ever in school history, besting the 333 by the '79 team (the 2015 Buffs were next with 327, followed by 326 in '01). Sixty-one players on the roster had appeared in at least one game (24 in 20 or more), with nine making at least 20 starts and 17 making 10. And for the first time in recent memory, almost half of the CU roster are upperclassmen: there are 116 players on the overall active roster, 56 of which are juniors (33) and seniors (23); and of those 116, there are 109 that coach Mike MacIntyre and his staff have brought in (four recruiting classes, transfers and walk-ons).

## THIS WEEK'S HISTORICAL NOTE / 1972

**Crazy Rankings.** Forty years ago, Colorado opened the 1972 season with its highest preseason ranking ever, No. 2 behind defending national champion Nebraska in both the *Associated Press* and UPI-Coaches polls. The Buffs won the season opener Sept. 9 in Boulder over California, 20-10, but didn't take over the top spot; Nebraska lost to UCLA and USC beat Arkansas in Little Rock to jump the Buffaloes in the rankings, though held only a 779-769 edge in points; it was the closest CU came to being ranked No. 1 until assuming the top spot for the first time late in 1989. In the UPI poll, CU slipped to No. 3 behind USC and Oklahoma, the latter of whom was idle. Go figure that. A week later, CU also fell to No. 3 in the AP poll despite a 56-14 thrashing of Cincinnati; Oklahoma passed the Buffs with a 49-0 win over Utah State. The Buffs then won the first of three straight road games, winning easily at Minnesota, 38-6 on Sept. 23. But on Sept. 30, CU's national championship hopes took a pounding with a 31-6 loss at Oklahoma State. The Buffs fell to No. 12 in the polls, and after beating Kansas State on the road on Oct. 7, for some reason dropped another notch down to No. 13. However, wins over No. 18 Iowa State (34-22) and No. 2 Oklahoma (20-14) in Boulder propelled the Buffs back up to No. 7, but a 20-17 loss at unranked Missouri and a 33-10 home loss to No. 3 Nebraska settled Buffs back in at No. 16 when the smoke cleared. Season-ending wins over Kansas and Air Force had CU end the regular season at No. 13, and the Buffaloes finished No. 16 (AP) and tied for No. 14 (UPI) after a 24-3 loss to No. 6 Auburn in the Gator Bowl.



## A FIRST BY MONTEZ SINCE 1959 ... WE'RE PRETTY SURE

Colorado redshirt freshman **QB Steven Montez** became the first know player in CU history to throw a touchdown on his first career passing attempt since **Joe Dowler** did so back in 1959. Montez hit Kabion Ento on a 69-yard scoring strike in the second quarter last week against Idaho State. Dowler did so on Oct. 3, 1959 at Oklahoma, a 15-yard TD pass to Kirk Campbell in a 42-12 loss to the Sooners.

## A FIRST WE ARE SURE OF ... BY JULMISSE

**CB Tony Julmisse** became the first Buffalo since CB Greg Henderson's junior season in 2013 to record a take-away in each of the first two games of the year. Julmisse, a true freshman from Plantation, Fla., (pronounced joel-meese) recovered a fumble in the opener against CSU and then had his first career interception last week against Idaho State. Henderson's open to the 2013 season was quite impressive, as he returned a fumble 53 yards for a touchdown in the opener against Colorado State and came back the next week with a 46-yard fumble recovery for a touchdown in a win over Central Arkansas. Henderson would then go on to have a pick in the third game of the 2013 season against Oregon State and two more interceptions in week four against Oregon. That was a total of five takeaways that Henderson was responsible for in the first four weeks of the 2013 season.

## KELLEY MAKES HISTORY

When **C Alex Kelley** recovered a fumble that opened the scoring in CU's season opening 44-7 win over Colorado State on Sept. 2, he became the first offensive lineman in school history to score Colorado's first points of any season – 127 of them. In the process, he also became the first O-lineman to score a touchdown since **OG Heath Irwin** recovered a fumble in a 44-21 loss to Nebraska in Boulder on Oct. 28, 2005. He sat out the Idaho State game with an ankle sprain but returned for Michigan.

## HEY, I'M BACK HERE TOO

When it comes to the Buff secondary, **CB Chidobe Awuzie** gets the lion's share of attention. But right next to him is a force in his own right, **SS Tedric Thompson**. He picked off the seventh pass of his career in the third quarter in the season-opening win over Colorado State. Thompson joined 28 other Buffaloes in program history to record seven or more interceptions in a career, the most recent of those being **CB Terrence Wheatley** who had 14 interceptions in his career that spanned from 2003-07. Thompson has 183 tackles in his career and needs 17 more tackles to become the 70th player in school history to record 200; he would join teammates Chidobe Awuzie (229) and Addison Gillam (208) on that list.

## 2016 GAME RECOGNITIONS

Here is the list of those players who carried Colorado's symbolic artifacts when they took the field prior to each game; the sledgehammer is awarded for the toughest legal hit in the previous game (or in camp):

Opponent	Toolbox	Sledgehammer	Colorado Flag	United States Flag
Colorado State	OLB Derek McCartney	ILB Ryan Severson	OLB Terran Hasselbach	TB Kyle Evans
Idaho State	TE Chris Hill	DT Jordan Carrell	TE Brian Boatman	DE Aaron Howard
Michigan	DB Lucas Cooper	ILB Drew Lewis	OG Tim Lynott, Jr.	OG Gerrad Kough

## INSIDE-THE-20

(FACT: CU invented charting the red zone in 1981; as in the NFL, the 20 is not in the red zone in its stats)

Under MacIntyre, Colorado is **120-of-148** in the red zone (81.1 percent, 80 touchdowns), and in 2013-14, had the best two-year scoring percentage since 1994-95 (86.7, 91-of-105, 73 TDs). The Buffs struggled a bit in 2015, going **38-of-53** (and scored TDs in **17-of-25** goal-to-go situations), but have opened **2016** in impressive fashion, going **16-of-18** (13 TDs, 3 FGs) to date, including 8-of-8 versus Colorado State. In 2014, Colorado had **40** scores in **45** trips when penetrating the opponent 20-yard line (including **29** touchdowns), numbers well up from his first season in 2013 (26-of-32, with 14 TDs, so CU doubled its red zone TD production from 2013). The 29 TDs were the second most in the last 19 seasons in the red zone (30 in 2007, otherwise you go back to 33 in 1995); the overall scoring percentage of 88.9 was the best since 1997 (89.7, 35-of-39).

## THIRD DOWN BATTLE LOOMING

Colorado this season has held opponents to just 12-of-46 on third-down tries, a conversion percentage of just 26.1 percent. That ranks as the 19th-best third down defense in the country and the top mark in the Pac-12. Oregon's offense meanwhile ranks third in the Pac-12 (20th nationally) by converting 51.2 percent of their 41 tries. In CU's first five seasons in the Pac-12 the highest it ranked in the conference on third-down defense was eighth in 2015 (42.2 percent) and 2013 (38.8 percent).

► The Buff defense has been phenomenal in the first half of games on third down, as opponents have converted just 4-of-27 tries (Colorado State 2-for-10; Idaho State 1-of-9 and Michigan 1-of-8). Oregon's offense in the first half of games has converted 15-of-26 tries (57.7) and they've scored five touchdowns on third-down plays in the first half (two each in their last two games).

## AND MORE DEFENSE

A year ago Colorado ranked 91st in the country in explosive plays allowed (plays of 20 yards or more), giving up 66 in 13 games. In CU's 2016 season opener the Buff defense only allowed one explosive play in the win over Colorado State (a late 24-yard run by Ram quarterback Faton Bauta) and then allowed none against Idaho State. Michigan did have five, thus the total through six games is just six total. In the 56-7 victory over Idaho State, CU only gave up 96 total yards to the Bengals – who in fact had just *one* play of 10 yards or longer and only 10 that gained five yards or more.

## LIUFU'S ASSAULT

Entering his senior year, **QB Sefo Liufau** has already set or tied **78** school records, with at least another seven yet on the horizon in 2016. The list:

## SEFO'S RECORDS (75)

## PASSING (53)

**Highest Pass Efficiency Rating, Game** (*min. 50 attempts*)—157.2, Sefo Liufau vs. California at Berkeley, Sept. 27, 2014 (46-of-67, 455 yards, 7 td, 1 int)  
**Highest Pass Efficiency Rating by Class/Season, Freshman** (*min. 150 attempts*)—128.3, Sefo Liufau, 2013 (149-of-251, 1779 yards, 12 td)  
**Most Passing Attempts, Game**—67, Sefo Liufau vs. California at Berkeley, Sept. 27, 2014 (46 completions).  
**Most Passing Attempts, Season**—498, Sefo Liufau, 2014 (325 completions).  
**Most Attempts Without A Touchdown Pass, Game**—57, Sefo Liufau, vs. UCLA at Pasadena, Oct. 31, 2015.  
**Most Passing Attempts by Class/Season, True Freshman**—251, Sefo Liufau, 2013 (149 completions).  
**Most Passing Attempts by Class/Season, Sophomore**—498, Sefo Liufau, 2014 (325 completions).  
**Most Passing Attempts by Class/Season, Junior**—344, Sefo Liufau, 2015 (214 completions).  
**Most Passing Attempts by Class/Game, Sophomore**—67, Sefo Liufau vs. California at Berkeley, Sept. 27, 2014 (46 completions).  
**Most Pass Completions, Game**—46, Sefo Liufau vs. California at Berkeley, Sept. 27, 2014 (67 attempts).  
**Most Pass Completions, Season**—325, Sefo Liufau, 2014 (498 attempts).  
**Most Pass Completions, Career**—742, Sefo Liufau, 2015 (1,169 attempts).  
**Most Pass Completions/Duo, Game**—19, Sefo Liufau to Nelson Spruce vs. California at Berkeley, Sept. 27, 2014.  
**Most Pass Completions/Duo, Season**—107, Sefo Liufau & Nelson Spruce, 2014 (*Liufau-to-Spruce 105; Spruce-to-Liufau 2*).  
**Most Pass Completions/Duo, Career**—217, Sefo Liufau & Nelson Spruce, 2013-15 (*Liufau-to-Spruce 213; Spruce-to-Liufau 4*).  
**Most Pass Completions by Class/Season, True Freshman**—149, Sefo Liufau, 2013 (251 attempts).  
**Most Pass Completions by Class/Season, Sophomore**—325, Sefo Liufau, 2014 (498 attempts).  
**Most Pass Completions by Class/Season, Junior**—214, Sefo Liufau, 2015 (344 attempts).  
**Most Pass Completions by Class/Game, Sophomore**—46, Sefo Liufau vs. California at Berkeley, Sept. 27, 2014 (67 attempts).  
**Most Pass Completions by Class/Game, Junior**—37, Sefo Liufau, vs. UCLA at Pasadena, Oct. 31, 2015 (57 attempts).  
**Average Pass Completions Per Game, Season**—27.1 (325 in 12 games), Sefo Liufau, 2014.  
**Highest Pass Completion Percentage, Season** (*minimum 250 att.*)—65.3 (325 of 498), Sefo Liufau, 2014.  
**Most Passing Yards Gained, Season**—3,200, Sefo Liufau, 2014.  
**Most Passing Yards Gained, Career**—8,165, Sefo Liufau, 2013-16.  
**Most Passing Yards Gained by Class/Season, True Freshman**—1,779, Sefo Liufau, 2013.  
**Most Passing Yards Gained by Class/Season, Sophomore**—3,200, Sefo Liufau, 2014.  
**Most Passing Yards Gained by Class/Season, Junior**—2,418, Sefo Liufau, 2015.  
**Most Passing Yards Gained by Class/Game, Sophomore**—455, Sefo Liufau vs. California at Berkeley, Sept. 27, 2014.  
**Most 200-Yard Passing Games, Career**—23, Sefo Liufau, 2013-16.  
**Most 200-Yard Passing Games, Consecutive**—7, Sefo Liufau, Nov. 30, 2013-Oct. 4, 2014.  
**Most 200-Yard Passing Games, Season**—10, Sefo Liufau, 2014.  
**Most 300-Yard Passing Games, Season**—5, Sefo Liufau, 2014.  
**Most 300-Yard Passing Games, Career**—10, Sefo Liufau, 2013-16.  
**\*Most Players With 1,000-Yards Passing, Season**—2, Sefo Liufau (1,779) and Connor Wood (1,103), 2013.  
**\*Most 3,000-Yard Passing Seasons, Career**—1, Sefo Liufau, 2014.  
**Most Yards Gained Against One Opponent**—836, Sefo Liufau vs. Arizona State (169 in 2013, 278 in 2014, 389 in 2015)  
**\*Most Touchdown Passes, Quarter**—3, Sefo Liufau vs. California at Berkeley, Sept. 27, 2014 (first).  
**Most Touchdown Passes, Game**—7, Sefo Liufau vs. California at Berkeley, Sept. 27, 2014.  
**Most Touchdown Passes, Season**—28, Sefo Liufau, 2014.  
**Touchdown Passes by Class/Season, True Freshman**—12, Sefo Liufau, 2013.  
**Touchdown Passes by Class/Season, Sophomore**—28, Sefo Liufau, 2014.  
**\*Touchdown Passes by Class/Game, True Freshman**—3, Sefo Liufau vs. California in Boulder, Nov. 16, 2013.  
**Touchdown Passes by Class/Game, Sophomore**—7, Sefo Liufau vs. California at Berkeley, Sept. 27, 2014.  
**Most Consecutive Games Throwing A Touchdown Pass, Overall**—20, Sefo

Liufau, Oct. 12, 2013 to Nov. 29, 2014.

**Most Consecutive Games Throwing A Touchdown Pass, Season**—12, Sefo Liufau, Aug. 29, 2014 to Nov. 29, 2014.

**Most Consecutive Games Throwing A Touchdown Pass, At Start of Career**—20, Sefo Liufau, Oct. 12, 2013 to Nov. 29, 2014.

**Most Consecutive Games Throwing Multiple Touchdown Passes**—12, Sefo Liufau, Nov. 16, 2013 to Nov. 1, 2014

**Most Touchdown Passes/Duo, Season**—13, Sefo Liufau to Nelson Spruce, 2014 (includes one from Spruce to Liufau).

**Most Touchdown Passes/Duo, Career**—18, Sefo Liufau-to-Nelson Spruce, 2013-15 (includes one from Spruce to Liufau).

**Lowest Interception Percentage, Season** (*minimum 250 att.*)—0.17 (6 of 344), Sefo Liufau, 2015.

**Lowest Interception Percentage, Season** (*minimum 300 att.*)—0.17 (6 of 344), Sefo Liufau, 2015.

**Lowest Interception Percentage, Career** (*minimum 200 att. per season*)—0.026 (30 of 1,169), Sefo Liufau, 2013-16.

**Most Consecutive Games Throwing An Interception**—9, Sefo Liufau, Sept. 6, 2013 to Nov. 8, 2014.

## TOTAL OFFENSE (17)

**\*Most Snaps From Scrimmage, Game**—114, Sefo Liufau vs. UCLA at Pasadena, Oct. 31, 2015

**Most Plays, Game**—77, Sefo Liufau vs. California at Berkeley, Sept. 27, 2014 (*67 pass, 10 rush*).

**Most Plays, Season**—567, Sefo Liufau, 2014 (*498 pass, 69 rush*).

**Most Plays, Career**—1,413, Sefo Liufau, 2013-16 (*1,169 pass, 244 rush*).

**Most Yards Gained, Game**—527, Sefo Liufau vs. California at Berkeley, Sept. 27, 2014 (455 pass, 72 rush).

**Most Yards Gained, Season**—3,336, Sefo Liufau, 2014 (3,200 pass, 136 rush).

**Most Yards Gained, Career**—8,734, Sefo Liufau, 2013-16 (8,165 pass, 569 rush).

**Most Yards Gained By Class/Game, Sophomore**—527, Sefo Liufau vs. Cal at Berkeley, Sept. 27, 2014 (455 pass, 72 rush).

**Most Yards Gained By Class/Season, Sophomore**—3,336, Sefo Liufau, 2014 (3,200 pass, 136 rush).

**Yards Gained, Two Seasons**—6,020, Sefo Liufau (3,336 in 2014, 2,684 in 2015).

**\*Most 300-Yard Games, Consecutive**—2, Sefo Liufau, Oct. 10-17, 2015.

**Most 300-Yard Games, Season**—5, Sefo Liufau, 2014.

**Most 300-Yard Games, Career**—8, Sefo Liufau, 2013-15 (1 in 2013, 5 in 2014, 1 in 2015, 1 in 2016).

**Touchdowns Responsible For, Game**—7, Sefo Liufau vs. California at Berkeley, Sept. 27, 2014 (7 pass).

**Touchdowns Responsible For, Season**—28, Sefo Liufau, 2014 (28 pass, 0 rush).

**Points Responsible For, Game**—42, Sefo Liufau vs. California at Berkeley, Sept. 27, 2014 (7 TD).

**Points Responsible For, Season**—168, Sefo Liufau, 2014.

## OTHER (8)

**\*Two-Point Conversions Made, Game**—1, Sefo Liufau (on two occasions).

**Most First Downs Earned, Game**—28, Sefo Liufau vs. California at Berkeley, Sept. 27, 2014 (26 passing, 2 rushing).

**Most First Downs Earned, Season**—162, Sefo Liufau, 2014 (150 passing, 12 rushing).

**Most First Downs Earned, Career**—428, Sefo Liufau, 2013-16 (372 passing, 53 rushing, 3 receiving).

**Most First Downs Earned/Passing, Season**—150, Sefo Liufau, 2014.

**Most First Downs Earned/Passing, Career**—372, Sefo Liufau, 2013-16.

**Quickest Score At Start of Game**—0:11 into game: vs. Arizona at Tucson, Nov. 8, 2014 (Shay Fields 75 pass from Sefo Liufau: 1 play, 75 yards, 0:11).

**Quickest Score From Scrimmage**—0:11 into game, vs. Arizona at Tucson, Nov. 8, 2014 (Shay Fields 75 pass from Sefo Liufau: 1 play, 75 yards).

## CAREER RECORDS WITHIN REACH (8)

**Most Career Starts At Quarterback (32)**; Record: 35, Darian Hagan, 1989-91.

**Most Passing Attempts, Career (1,169)**; Record: 1,214, Cody Hawkins, 2007-10.

**Highest Completion Percentage, Career (63.5)**; Record: 60.8, Joel Klatt, 2002-05.

**Most 2,000-Yard Passing Seasons, Career (2)**; Record: 3, Kordell Stewart (1992-94) and Joel Klatt (2003-05).

**Most Touchdown Passes, Career (52)**; Record: 60, Cody Hawkins, 2007-10.

**Highest Efficiency Rating, Season (182.0)**; Record: 143.7, Koy Detmer, 1996.

**Touchdowns Responsible For, Career (59)**; Record: 67, Cody Hawkins, 2007-10 (60 pass, 7 rush).

**Points Responsible For, Career (360)**—408, Cody Hawkins, 2007-10 (67 TD, 3 2Pt.-PAT)

(\*—tied record)

## ASSAULT ON LIUFAU

Senior QB **Sefo Liufau** has been criticized by some because he has a 10-21 record as a starter and like most quarterbacks, has had a few untimely interceptions. The three-year starter (30 starts, school record is 35) has had to endure a lot of hits and pressure while never having the luxury of playing behind an experienced offensive line (or one that has been healthy for most of a season). In his career, he has dropped back to pass **1,223** times; he has been sacked 54 times (*the sixth-most in school history, see below*); otherwise he is **742-of-1,169** for **8,165** yards with **55** touchdowns and **30** interceptions. His **63.5** completion percentage stands to be the best in school history (Joel Klatt has the record of 60.8). But that doesn't tell the whole story: Liufau has had **162** of his throws hurried, which is tallied when the quarterback is rushed and throws an incompleteness or interception. Thus a whopping **39** percent of his non-completions have been when he is on the run (162 of 427); to put that in perspective, it's the second most throws by a Colorado QB that have been hurried—Cody Hawkins had 172 of such in his career. And of his 30 interceptions, six came on tips or break-ups. Despite the above, he has set or tied 78 school records, which are listed on the previous page.

**CU'S MOST SACKED QUARTERBACKS (No./Yards Lost):** Tyler Hansen 82/617 (2008-11); Mike Moschetti 64/481 (1998-99); Bill Solomon 63/447 (1977-80); Joel Klatt 62/416 (2003-05); Kordell Stewart 55/451 (1991-94); **Sefo Liufau 54/349 (2013-16)**; Cody Hawkins 49/384 (2007-10).

## LIUFAU ON CU'S ALL-TIME PASSING LISTS

QB **Sefo Liufau's** assault on the top career passing marks, as well as total offense, at Colorado through games of Sept. 17:

### PASSING ATTEMPTS

Rk	Player (Seasons)	Att
1	Cody Hawkins (2007-10) .....	1,214
2	<b>Sefo Liufau (2013-16).....</b>	<b>1,169</b>
3	Joel Klatt (2002-05).....	1,095
4	Tyler Hansen (2008-11).....	872
5	Kordell Stewart (1991-94).....	785

### PASSING YARDS

Rk	Player (Seasons)	Yards
1	<b>Sefo Liufau (2013-16).....</b>	<b>8,165</b>
2	Cody Hawkins (2007-10).....	7,409
3	Joel Klatt (2002-05).....	7,375
4	Kordell Stewart (1991-94).....	6,481
5	Tyler Hansen (2008-11).....	5,705

### COMPLETION PERCENTAGE

Rk	Player (Seasons)	Pct.
1	<b>Sefo Liufau (2013-16).....</b>	<b>63.5</b>
2	Joel Klatt (2002-05).....	60.8
3	Mike Moschetti (1998-99).....	60.3
4	Koy Detmer (1992-96).....	58.9
5	Kordell Stewart (1991-94).....	58.1

### COMPLETIONS

Rk	Player (Seasons)	Com-
1	<b>Sefo Liufau (2013-16).....</b>	<b>742</b>
2	Cody Hawkins (2007-10).....	667
3	Joel Klatt (2002-05).....	666
4	Tyler Hansen (2008-11).....	505
5	Kordell Stewart (1991-94).....	456

### TOUCHDOWN PASSES

Rk	Player (Seasons)	TD
1	Cody Hawkins (2007-10).....	60
2	<b>Sefo Liufau (2013-16).....</b>	<b>55</b>
3	Joel Klatt (2002-05).....	44
4	Koy Detmer (1992-96).....	40
5	Tyler Hansen (2008-11).....	35

### TOTAL OFFENSE

Rk	Player (Seasons)	Yards
1	<b>Sefo Liufau (2013-16).....</b>	<b>8,734</b>
2	Kordell Stewart (1991-94).....	7,770
3	Cody Hawkins (2007-10).....	7,250
4	Joel Klatt (2002-05).....	7,245
5	Sefo Liufau (2013-15).....	6,183

## LIUFAU TOPS THE CHARTS IN PLAYS

QB **Sefo Liufau** had easily been a part of the most plays (858) by the end of a sophomore year in CU history. He now ranks first all-time on the CU charts, the fifth to participate in 1,000 plays, and he took over the all-time mark with his 47 plays in the '16 season opener against Colorado State. A look at who's been a part of the most plays in Colorado annals (700-plus):

### TOTAL PLAYS IN A CU UNIFORM

Rk	Player (Seasons)	Rush	Pass	Total
1	<b>Sefo Liufau (2013-16).....</b>	<b>244</b>	<b>1,169</b>	<b>1,413</b>
2	Cody Hawkins (2007-10).....	121	1,214	1,335
3	Joel Klatt (2002-05).....	118	1,095	1,213

Rk	Player (Seasons)	Rush	Pass	Total
4	Kordell Stewart (1991-94).....	302	785	1,087
5	Tyler Hansen (2008-11).....	279	872	1,051
6	Rodney Stewart (2008-11).....	2	809	811

Rk	Player (Seasons)	Rush	Pass	Total
7	Mike Moschetti (1998-99).....	186	607	793
8	Steve Vogel (1981-84).....	94	688	782
9	Eric Bieniemy (1987-90).....	3	699	702

## LIUFAU SIXTH TO CRACK 100, FIRST TO DO IT TWICE

QB **Sefo Liufau** became the sixth player in CU history to throw at least 100 passes without an interception, reaching the plateau in CU's win over Nicholls State. The streak reached **107** before Oregon picked him off on his third throw of the game; he then went his next **46** without a pick until early in the Arizona State game, and then had another run of **118** before his one to become the first Buff with two streaks of 100+. His current streak stands at **89** through games of Sept. 17; here are the longest streaks in CU history:

139	Joel Klatt	(five games, Oct. 15 to Nov. 12, 2005)
131	Tyler Hansen	(four games, Sept. 3 to Oct. 1, 2011)
118	<b>Sefo Liufau</b>	<b>(four games: Oct. 10 to Oct. 31, 2015)</b>
114	Cody Hawkins	(four games, Oct. 9 to Nov. 6, 2010)
107	<b>Sefo Liufau</b>	<b>(four games, Sept. 3 to Oct. 3, 2015)</b>
104	Craig Ochs	(four games, Oct. 14 to Nov. 4, 2000)

100	John Hessler	(six games: Sept. 2 to Oct. 7, 1995)
99	Darian Hagan	(six games: Sept. 21 to Nov. 2, 1991)
98	Kordell Stewart	(1994)
92	Sal Aunese	(1988)
90	Mike Moschetti	(1998)
90	Joel Klatt	(2002-03)

## ONE OF JUST FIVE

Liufau is one of just five current players in the FBS who has scored a touchdown rushing and receiving, while also passing for one in their careers:

Tommy Armstrong	QB	Nebraska
Joshua Dobbs	QB	Tennessee

<b>Sefo Liufau</b>	QB	Colorado
Greg Ward Jr.	QB	Houston

David Washington	QB	Old Dominion
------------------	----	--------------

## OPENING DEPTH CHART NOTES

The Buffs released their season-opening depth chart on August 27, and it showed that the Buffaloes finally had more upperclassmen filling out the depth chart than at any other time in coach Mike MacIntyre's previous three seasons in Boulder. In the two-deep, including all players expected to see game action in the opener against Colorado State (22 scrimmage positions plus four special teams—P, PK, SN, H), there are 17 seniors — as compared to just nine a year ago. In the first game, CU started 19 upperclassmen (9 seniors, 10 juniors), along with two sophomores and one redshirt freshman.

► Last year, CU did not start a freshman, true or redshirt, in the season opener for the first time since **2005**; the Buffs had started at least one true freshman in each of the last four seasons prior to his year as well. Redshirt **Tim Lynott, Jr.**, is slated to open at left guard for the Buffaloes this year.

## THE "RUSHING/PASSING" QB

**QB Sefo Liufau** is 11th at CU in all-time rushing by a quarterback (eighth-best average per attempt); he didn't score a rushing touchdown in his career until his junior season, when he scored **five** before suffering a season-ending foot injury (Lisfranc) against USC (the most scored in a season by CU quarterback since Bernard Jackson scored seven in 2006). He had a touchdown receiving (against Arizona as a sophomore in 2014, coming on his 785th career touch), but didn't carry one over the goal line until his 22nd game, which was against Massachusetts in Boulder (and his 931st play). The list of CU's all-time rushing yards by quarterbacks adjusted to allow for sacks (\*—Anderson switched to tailback in the third game of the 1969 season):

Rk	Player (Seasons)	Gross Att-Yards	Sacked/Yds Lost	Adjusted Att	Yards	Avg.	TD	Rk	Player (Seasons)	Gross Att-Yards	Sacked/Yds Lost	Adjusted Att	Yards	Avg.	TD
1	Darian Hagan (1988-91).....	489-2,007	42/264	447	<b>2,271</b>	5.08	27	9	Ken Johnson (1971-73).....	274- 727	32/264	242	<b>991</b>	4.10	8
2	Byron White (1935-37).....	342-1,864	?	342	<b>1,864</b>	5.45	22	10	Bill Solomon (1977-79).....	287- 509	63/447	224	<b>956</b>	4.27	10
3	*Bob Anderson (1967-69).....	390-1,580	24/162	366	<b>1,742</b>	4.76	20	<b>11</b>	<b>Sefo Liufau (2013-16).....</b>	<b>244- 569</b>	<b>54/349</b>	<b>190</b>	<b>918</b>	<b>4.83</b>	<b>6</b>
c 4	Kordell Stewart (1991-94).....	302-1,289	55/451	247	<b>1,740</b>	7.04	15	12	Harry Narcisian (1947-49).....	227- 894	?	227	<b>894</b>	3.94	8
5	Mark Hatcher (1984-87).....	375-1,470	16/ 95	359	<b>1,565</b>	4.36	16	13	Bernard Jackson (2004-06).....	164- 690	28/155	136	<b>845</b>	6.21	7
6	David Williams (1973-75).....	276- 959	32/251	244	<b>1,210</b>	4.96	12	13	Bernie McCall (1964-66).....	289- 725	14/120	275	<b>845</b>	3.07	6
7	Sal Aunese (1987-88).....	235-1,009	18/102	217	<b>1,111</b>	5.12	14	15	Jim Bratten (1968-70).....	220- 724	17/105	203	<b>829</b>	4.08	4
8	Tyler Hansen (2008-11).....	279- 478	82/617	197	<b>1,095</b>	5.56	8	16	Zack Jordan (1950-52).....	227- 748	?	227	<b>748</b>	3.30	7

## AWUZIE CLIMBING D-BACK SACK CHART

**CB Chidobe Awuzie** is in position to become CU's all-time quarterback sack leader — among defensive backs. He has one this season after having four a year ago and now has six in his career. He was also the first CU defensive back to record a quarterback sack in three straight games. Awuzie also has cracked CU's top 100 in tackles, as he is 48th with **229**.

Here's a look at the list of CU defensive backs with the most career sacks:

## CAREER QUARTERBACK SACKS / Defensive Backs

Rk	Player (Seasons)	No.	Yards
1	Michael Lewis (1998-2001).....	6½	42
<b>2</b>	<b>Chidobe Awuzie (2013-16).....</b>	<b>6</b>	<b>52</b>
3	Rashidi Barnes (1996-99).....	5½	50
4	Jeff Donaldson (1980-83).....	4	30
4	Clyde Surrell (2000-03).....	4	24
4	Tony Rettig (1982-83).....	4	20

## DÉJÀ VU: STARTING TWINS

In 2015, the Buffs were the only team in the country (FBS) who had twins that are both in the starting lineup, until **Jeromy Irwin** was lost for the season with a knee injury in the UMass game. He was starting at left tackle and **Sean Irwin** at tight end. The duo started three games in 2014 (the first two against CSU and Massachusetts and the finale against Utah). Several other teams have twins, and in a few cases, more than one set, but the Irwins were the only starting pair to start the season; they're technically not twins—they're two-thirds of a set of triplets (the other brother doesn't play football).

- Colorado also has another pair of twins, **Drew** and **Troy Lewis**, both sophomore junior college transfers from Coffeyville, Kan.

## FIRST TO BREAK OUT IN 2016: DEVIN ROSS

**WR Devin Ross** caught eight passes in the season opener against Colorado State, six of which earned first downs; coming into the 2016 season, he had 10 total for his career (nine last year, one in 2013). He has 18 receptions through three games this season are nine more than any other Buffalo on the roster and it ranks No. 4 among all Pac-12 receivers. His 202 receiving yardage ranks No. 7 in the conference and his four touchdowns are tied for second. All four of his touchdown receptions this year have come in the first quarter of games and with his two TD's in the opening quarter at No. 4 Michigan last weekend he became the first Buffalo since Nov. 13, 1982 to catch a pair of touchdown passes in a first quarter of a game. The last CU player to do so was Richard Johnson, who was actually a halfback and not a wide receiver, against Kansas in a 28-3 win nearly 34 years ago. With Ross catching a touchdown in each of the first three games this season, CU has now had a receiver do just that in three out of the last four seasons.

## MR. LONG GAIN

He's only barely halfway through his CU career, but junior **WR Shay Fields** already has seven plays from scrimmage that are 50 yards or longer, including two this season; the school record is 13, set by **WR Paul Richardson** (2010-13). Fields' long-gainers:

<b>75</b>	at Arizona	2014	Pass from Sefo Liufau (TD)	<b>65</b>	vs. Colorado State	2015	Pass from Sefo Liufau (TD)
<b>72</b>	Arizona	2015	Pass from Sefo Liufau (TD)	<b>60</b>	vs. Colorado State	2016	Pass from Sefo Liufau
<b>70</b>	at Michigan	2016	Pass from Sefo Liufau (TD)	<b>52</b>	Utah	2014	Pass from Sefo Liufau
<b>67</b>	at Arizona State	2015	Pass from Sefo Liufau				

## TYING A STRANGE LOW

**OLB Jimmie Gilbert** led the Buffs with five tackles (three solo) in the 56-7 win over Idaho State ... that matched the lowest number of tackles that has ever led the Buffaloes in a game (**CB Lorenzo Sims** had five, all solo, in a 44-10 win at Iowa State on Nov. 15, 2003). Thirty different players played anywhere from six to 30 snaps on defense in the game, easily the most in recent history.

## TRIFECTA ACCOMPLISHED; GOING FOR THE RARE QUADFECTA

There's a real rarity on this year's Colorado defense — the last three players to lead the team in tackles are all still playing. In 2013, **ILB Addison Gillam** led the team as a true freshman with 119 (easily the frosh record); in 2015, sophomore **ILB Kenneth Olugbode** finished atop the list with 83; and last year, redshirt freshman **ILB Rick Gamboa** had the honors with 96. It's possible any of the three could lead the team again this season, but watch out for **CB Chidobe Awuzie**; the senior is already tied for 14th at Colorado in solo tackles with **186** and has been flirting with the team lead like a popular song sneaking its way up the top 10: he was sixth as a freshman (59), third as a sophomore (64) and second last year (90).



## STATISTICALLY SPEAKING

Here's where the Buffs ranked statistically in select categories in the Pac-12 and the NCAA through games of September 17:

TEAM											
Pac12	NCAA	Category	Stat	Pac12	NCAA	Category	Stat	Pac12	NCAA	Category	Stat
5th	53rd	RUSHING OFFENSE .....	195.3	6th	45th	RUSHING DEFENSE .....	119.7	4th	41st	PUNT RETURNS .....	10.7
4th	22nd	PASSING OFFENSE .....	304.7	1st	5th	PASSING DEFENSE .....	119.7	5th	43rd	KICKOFF RETURNS .....	23.5
5th	26th	TOTAL OFFENSE .....	500.0	1st	4th	TOTAL DEFENSE .....	239.3	12th	126th	NET PUNTING .....	25.6
5th	31st	3rd DOWN EFFICIENCY .....	48.0	1st	19th	3rd DOWN EFF DEFENSE .....	26.1	4th	21st	TURNOVER MARGIN .....	+1.00
5th	20th	SCORING OFFENSE .....	42.7	5th	41st	SCORING DEFENSE .....	19.7	2nd	26th	TIME OF POSSESSION .....	33:12
INDIVIDUAL (Top 25 in conference or top CU leader)											
Rushing	Pac-12	NCAA	Yds/Gm	Receptions	Pac-12	NCAA	No./Gm	Field Goal Pct.	Pac-12	NCAA	Pct.
Phillip Lindsay .....	12th	115th	58.7	Devin Ross .....	4th	30th	6.0	Diego Gonzalez .....	7th	39th	75.0
Sefo Liufau .....	24th	.....	41.3	Shay Fields .....	25th	.....	3.0	Field Goals	Pac-12	NCAA	FG/Gm
Passing Yards	Pac-12	NCAA	Yards	Receiving Yards	Pac-12	NCAA	Yds/Gm	Diego Gonzalez .....	9th	53rd	1.00
Sefo Liufau .....	5th	32nd	256.0	Shay Fields .....	3rd	40th	85.3	Quarterback Sacks .....	Pac-12	NCAA	Avg./Gm
Passing Efficiency	Pac-12	NCAA	Rating	Devin Ross .....	7th	88th	67.3	Jimmie Gilbert .....	10th	.....	0.50
Sefo Liufau .....	2nd	7th	182.0	Bryce Bobo .....	15th	159th	52.0	Interceptions	Pac-12	NCAA	Total
Completion Pct.	Pac-12	NCAA	Rating	Punting	Pac-12	NCAA	Avg.	Chidobe Awuzie .....	13th	65th	0.33
Sefo Liufau .....	3rd	9th	71.1	Alex Kinney .....	5th	45th	42.5	Tony Julmisse .....	13th	65th	0.33
Total Offense	Pac-12	NCAA	Yds/Gm	Punt Returns	Pac-12	NCAA	Avg.	Tedric Thompson .....	13th	65th	0.33
Sefo Liufau .....	6th	26th	297.3	Jay MacIntyre .....	4th	26th	10.7	Passes Defended	Pac-12	NCAA	Total
Phillip Lindsay .....	26th	.....	58.7	Kickoff Returns	Pac-12	NCAA	Avg.	Ahkello Witherspoon .....	4th	10th	1.67
All-Purpose	Pac-12	NCAA	Yds/Gm	Tony Julmisse .....	7th	.....	23.0	Chidobe Awuzie .....	7th	39th	1.33
Shay Fields .....	18th	172nd	85.3	Scoring	Pac-12	NCAA	Pts/Gm	Tackles / Tackles For Loss			
Phillip Lindsay .....	22nd	.....	78.0	Diego Gonzalez .....	9th	75th	8.3	<i>CU uses coaches' video; numbers do not match.</i>			
				Lindsay/Ross .....	10th	80th	8.0				

## IN THE POLLS

Colorado has not been ranked in any *Associated Press* (media) or *USA Today Coaches* poll since November 6, 2005, when the Buffs peaked at No. 21 in the coaches' ballot (No. 22 in the AP and Harris Interactive), but dropped out after a Nov. 12 loss at Iowa State. CU was ranked three times in 2005, reaching No. 18 in the BCS Standings at one point (Nov. 6) and had returned to the polls after a 25-month hiatus on October 9. The Buffs had the 10th longest streak of all-time, as from the 1989 preseason poll through the first five weeks of 1997, CU had a tremendous run of 143 consecutive weeks in the AP poll. CU has been ranked **293** times in its history, tied with Pittsburgh for the 26th most all-time (Georgia Tech is 25th with 300), and has finished in the top four on four occasions, tied for 22nd most (the top four you say? ... the College Football Playoff includes the top four teams; only USC, with 11, has more than CU from the Pac-12).

- CU received one vote in each of the AP and Coaches polls of Sept. 6, the first time since Sept. 21, 2008 that the Buffs received at least one vote in each (CU opened 3-0 that year and started getting attention after a 17-14 overtime win over West Virginia; CU had 39 points in the AP poll and 30 in the Coaches). The Buffs lost 39-21 to Florida State at Jacksonville the following week, falling out of the USA Today poll but still earning two points in the AP's – the last time CU received at least one vote in either poll until this year. The Buffs had 2 points in the polls released on Sept. 11 but did not receive any votes on Sept. 18.

## COLORADO IN THE POLLS – 2016 WEEKLY

A weekly look at where Colorado has placed weekly in each of the three major polls in 2016 (the College Football Playoff committee releases its weekly rankings on Tuesdays beginning Nov. 8; RV—denotes received votes; number is place outside top 25):

Poll	PS	9/06	9/11	9/18	9/25	10/02	10/09	10/16	10/23	10/30	11/06	11/13	11/20	11/22	12/03	Final
Associated Press	---	RV	RV	---												
USA Today Coaches	---	RV	RV	---												
CFP Committee Poll	N/A	N/A	N/A	N/A	N/A	N/A	N/A	N/A	N/A	N/A	---	---	---	---	---	---

## 43 WINS OVER RANKED TEAMS 19TH BEST SINCE '89

CU's 43 wins over *Associated Press* ranked teams since the start of the 1989 season (when the AP expanded to a top 25) are the 19th most in the nation in this time frame (27-plus seasons). Through games of Sept. 17, Florida State has the most (79), followed by Alabama (76), Ohio State (76), Florida (72), Michigan (66), LSU (65), Southern Cal (62), Oklahoma (60), Miami, Fla. (57), Tennessee (55), Georgia (52), Oregon (52), Texas (52), Auburn (51), UCLA (51), Notre Dame (50), Nebraska (47), Penn State (47), Washington (44), **Colorado (43)** and Clemson (41). All-time, Colorado's 66 wins over ranked teams are the 23rd most in history. **Since 1989, CU has played the sixth most ranked teams in the nation (126, with a record of 43-81-2), trailing only Florida (139; 72-66-1), LSU (134; 65-69), Alabama 132 (76-55-1), Michigan 128 (66-60-2) and Ohio State 127 (76-48-3); the leader in wins, Florida State, has played 122; 79-43. (AP polls used for these figures; coaches' poll omits teams on probation but the AP does not.)**

- Colorado's last three wins over ranked teams came against No. 17 Kansas in 2009 (34-30), No. 21 West Virginia in 2008 (17-14 in OT) and No. 3 Oklahoma in 2007 (27-24), its last over a top 10/top 5 team.
- CU has lost **23** straight against ranked teams, 0-1 this season (loss at Michigan), **0-3** in 2015 and 0-5 in 2014; the Buffs have lost **27** straight road games against ranked opponents, with the last win a 31-17 over UCLA at the Rose Bowl in 2002.

## OBSCURE NOTES IN 2015

- ▶ CU did not start a freshman, true or redshirt, in the season opener (at Hawai'i) for the first time since **2005**; the Buffs had started at least one true freshman on either offense or defense in each of the last four seasons prior to his year as well.
- ▶ CU's win over UMass came in the program's 1200th game; the Buffs also won their 100th, 200th, 300th, 400th, 500th, 700th, 800th, 900th and 1000th.
- ▶ **PPP (Pass Protection & Picks)**: Colorado did not throw an interception or allow a quarterback sack in the Massachusetts, Colorado State or Nicholls State games; how rare is that to accomplish in back-to-back-to-back games? The last time it happened was back in 1989, when the Buffs went three straight games without either (Oct. 7-21: wins over Missouri, Iowa State and Kansas); that's believed to be the only other time it has happened in documented history (records back to 1946; though CU started tracking sacks in the late 1960s, there is only one stretch prior to 1989 where CU went four straight games without an interception – 1985 – but did allow a sack in that span). **Thus, four straight games without allowing a sack or throwing a pick has not occurred at Colorado.**
- ▶ Against Nicholls State, kickoff coverage played a huge role in field position: the Colonels average start was at their own 15; all five returns attempted by Nicholls didn't make it out to the 20 (the average was their 12: each at the 11-, 3-, 13-, 18- and 13-yardlines). Credited with tackles inside-the-20 were **FB Jordan Murphy** (two) and **OLB Jaleel Awini, S Ryan Moeller and ILB Ryan Severson** with one.
- ▶ Colorado did not have a negative play on offense against Nicholls until its 92nd and 93rd plays—two kneel-downs at the end of the game.
- ▶ They come in bunches: **CB Ahkello Witherspoon** had his first career interception against Oregon and then recorded his second in the next game at Arizona State; **S Jered Bell** had two against Nicholls State, and last year, **S Tedric Thompson** had three in a span of four games. After making only three in 2014 (and none in the last eight games), the Buffs are on pace to pick off their most passes since 2007 (15), 2001 (17) or 1992 (18); the latter is generally considered to have one of CU's top secondaries ever with two Thorpe Award winners. Colorado had an interception in six straight games to open the season (the last time with picks in six straight in the same season was a six-game stretch in 2004).

## CAREER CHART WATCH

Here's where Buffaloes rank on some of CU's all-time statistical charts through games of September 17 (*Note: Colorado does not count bowl stats into career totals to protect past history, thus career numbers for players past and present will differ from NCAA*):

- ⇒ **TB MICHAEL ADKINS** is 45th in rushing yards (**1,141**).
- ⇒ **CB CHIDOBE AWUZIE** is 13th in pass deflections (**25**), is 48th in tackles (**229**; he is 14th in solo stops with **193**) and is second in sacks by a defensive back (**6**);
- ⇒ **WR BRYCE BOBO** is 43rd in receptions (**55**) and is 60th in receiving yards (**578**).
- ⇒ **WR SHAY FIELDS** is 14th in receptions (**101**) and is 12th in receiving yards (**1,340**).
- ⇒ **OLB JIMMIE GILBERT** is 29th in quarterback sacks (**11**).
- ⇒ **ILB ADDISON GILLAM** is 65th in total tackles (**208**).
- ⇒ **PK DIEGO GONZALEZ** is 11th in kick scoring (**114**; which is 38th overall) and is tied for ninth in field goals made (**21**).
- ⇒ **TE SEAN IRWIN** is tied for 111th in receptions (**31**) and is 114th in receiving yards (**322**).
- ⇒ **DE SAMSON KAFOVALU** is tied for 44th in quarterback sacks (**8**).
- ⇒ **TB DONOVAN LEE** is tied for 64th in receptions (**43**) and is 21st in kickoff return yards (**586**).
- ⇒ **TB PHILLIP LINDSAY** is 39th in rushing yards (**1,220**), 24th in all-purpose yards (**2,610**), is 59th in receptions (**46**), 108th in receiving yards (**361**) and is seventh in kickoff return yards (**1,029**).
- ⇒ **QB SEFO LIUFAU** is first in passing yards (**8,165**), second in touchdown passes (**55**), first in completions (**742**), second in attempts (**1,169**), first in completion percentage (**63.5**), first in total plays (**1,413**), is first in total offense (**8,734**) and is 83rd in rushing yards (**569**; minus sack yards, his **918** yards are the 11th most by a quarterback).
- ⇒ **OLB DEREK McCARTNEY** is tied for 38th in quarterback sacks (**9½**).
- ⇒ **ILB KENNETH OLUGBODE** is 75th in total tackles (**193**).
- ⇒ **TB DEVIN ROSS** is tied for 52nd in receptions (**49**) and is 65th in receiving yards (**550**).
- ⇒ **ILB RYAN SEVERSON** is 10th in kickoff return yards (**872**), tied for sixth in special teams points (**68**) and 20th in special team tackles (**20**).
- ⇒ **SS TEDRIC THOMPSON** is 87th in total tackles (**178**), is tied for 22nd in interceptions (**7**) and is 20th in pass deflections (**20**).

## HOPE THIS ISN'T A JINX

Colorado placekickers have made **155** straight extra-point kicks dating back to late in the 2011 season... **Will Oliver** made the last 102 of his career (2011-14); since, **Diego Gonzalez** has made all **51** of his career PAT boots (though is now out for the season with a torn Achilles) and **Chris Graham** good on his two tries. Here's a look at the nation's longest PAT made streaks through games of September 17; the NCAA record is **262**, set by Syracuse (1978-1989):

School	No.	Last Miss
Florida State	260	Sept. 8, 2012 (Savannah State)
Michigan	242	Sept. 3, 2011 (Western Michigan)
Ohio State	176	Jan. 3, 2014 (vs. Clemson, Orange Bowl)
Memphis	158	Nov. 17, 2012 (at Alabama-Birmingham)
<b>Colorado</b>	<b>155</b>	<b>Nov. 19, 2011 (at UCLA)</b>
Stanford	136	Oct. 26, 2013 (at Oregon State)

School	No.	Last Miss
Auburn	132	Nov. 9, 2013 (at Tennessee)
South Carolina	129	Sept. 7, 2013 (at Georgia)
<b>Streaks ended last Saturday:</b>		
Middle Tennessee	213	Oct. 6, 2011 to Sept. 17, 2016 (Bowling Green)
Duke	162	Dec. 27, 2012 to Sept. 17, 2016 (Northwestern)

## CAPTAINS

On July 5, the team met to elect their 2016 captains; after a discussion of who they thought would be the best leaders on several fronts, the five who emerged as CU's captains are seniors **QB Sefo Liufau** and **ILB Kenneth Olugbode** and juniors **FB/TE George Frazier**, **OT Jeromy Irwin** and **TB Phillip Lindsay**. An interesting note on Liufau: having been named a captain as a sophomore in 2014 and again last year, he is now just the second CU player to serve as a team captain for three seasons, the first since Pat Carney did so over 120 years ago (1891-92-93).

▶ Liufau is one of six players in the nation currently serving in his third year as a team captain; he's joined by **Dakota Cox** (New Mexico), **Taysom Hill** (BYU), **Ryan Janvion** (Wake Forest), **Mitch Leidner** (Minnesota), **Pat O'Connor** (Eastern Michigan) and **Justin Thomas** (Georgia Tech). North Carolina's **Mack Hollins** is a three-time captain, but UNC elects captains after the season.

## COLORADO BY THE NUMBERS IN 2016

- 3:19** The average length of CU's games in 2016 (the quickest **3:13** against Idaho State; the longest being **3:22** vs. Colorado State and Michigan).
- 3** The number of true freshmen the Buffs have played in 2016 (**1** offense/**2** defense/**0** specialist), one more than last year's total.
- 10-3** Colorado's non-conference record over the last four seasons under Mike MacIntyre.
- 10** The total yards on offense that Colorado State had in the first quarter of the season opener (while CU had **253**).
- 11** The number of fumbles by CU tailbacks (on offense) in **40** games under Mike MacIntyre (**1181** carries; **3** this year in **108**).
- 11** The number of times CU ran plays in plus territory against Colorado State (out of **13** total; **49** plays in all).
- 12** The number of first downs Colorado had earned before CSU picked up its first in the opener (there was **10:23** left in the second quarter).
- 13** The number of players making their debut in CU uniform in the season opener against CSU (including **2** who started, OG Lynott and S Laguda).
- 22.6** The average number of seconds between plays by the Colorado offense (**244** scrimmage/**5** FGA/**16** punts, 99:37 possession time, or **5,977** seconds).
- 28** The number of Colorado games played in less than three hours since 1990 (out of **319** games; none last two seasons).
- 36.7** The third down efficiency of opponents against Colorado in the state's borders since the '09 opener (**259-of-706**).
- 37.8** The opponents' combined percentage on third down inside-the-CU 20 (**70-of-185**) in the last 84 games (dating to 2008).
- 49** The number of Buffaloes who have scored 100 or more career points (PK Diego Gonzalez joined the group in the Idaho State game).
- 53** The number of Buffaloes who have 1,000 or more career rushing yards; who will make it 54?
- 54** The number of additional plays on offense that Colorado has run compared to its opponents this season (**+265** over the last two-plus seasons).
- 72.2** The average number of plays (plays, kicks, returns) per fumble in the MacIntyre Era at Colorado (**51** fumbles, **3,611** touches).
- 100** The combined points scored in CU's first two games of the season, its most since 1994 (103);.
- 155** The number of consecutive PAT kicks CU kickers have made (**Will Oliver** a school record 102 to end his career; **36** in 2015; **17** this year).
- 304** The number of all-time wins Colorado has recorded at Folsom Field since it opened on Oct. 11, 1924 (No. 300 came vs. California in 2013).

## COLORADO BY THE NUMBERS IN 2015

- 9:08 (p.m.)** The time the CU-Oregon game kicked off, the latest a CU football game ever started in Boulder (after **61** minutes of delays, TV and weather).
- 12:31 (a.m.)** The time the CU-Oregon game ended, the latest a CU football game ever ended in Boulder.
- 2:57 (a.m.)** The time the CU-Hawaii game ended in Colorado, the latest a CU sporting event ever ended in the Mountain Time Zone, home or away.
- 5:28 (a.m.)** The time the Buffs arrived back in Boulder after the Washington State game, which kicked off at 8:51 p.m. MST.
- 5:32 (a.m.)** The time the Buffs arrived back in Boulder after the Oregon State game, which kicked off at 8:37 p.m. MDT.
- 1 of 7** CU was one of seven schools that started at least **20** different players on both offense and defense in 2015 (**23** offense, **22** defense).
- 3** The number of interceptions by Colorado in the first two games of the season, or its total for all of 2014 (CU finished with **14**).
- 3** The number of consecutive games that CU did not allow a quarterback sack or throw an interception (UM-CSU-NSU; the second time in its history).
- 3:21** The average length of CU's games in 2015 (the quickest being **3:00** vs. Stanford; the longest **3:48** at Hawai'i).
- 6** The number of true freshmen the Buffs played in 2015 (**1** offense/**4** defense/**1** specialist), one more than last year's total.
- 8** The number of CU players with an interception this season, the most since nine had picks in 2007.
- 13.0** The *second* down efficiency by Hawai'i (**3-of-23**), the best figure by the CU defense since the 2012 season opener (CSU, 2-of-20).
- 13** The number of consecutive weeks CU played this season, matched only by CU's opening opponent, Hawai'i.
- 14:05** Colorado's time of possession in the second quarter against UCLA, a program record (the NCAA record is 15:00—Auburn vs. South Carolina in 2006; 3Q).
- 18** The number of games in CU history where the Buffs did not commit a turnover or allow a quarterback sack (two this year, vs. UMass and CSU).
- 19** The number of players earning first downs for Colorado this season (**13** different players earned at least one versus Nicholls State).
- 20** The consecutive games with at least one touchdown pass by QB Sefo Liufau until shut out of one at Hawai'i (was the nation's longest streak).
- 23** The number of first-time starters in 2015 for Colorado (**12** offense/**11** defense).
- 23.4** The average number of seconds between plays by the Colorado offense (**1008** plays/**29** FGA/**68** punts, 432:09 possession time, or **25,929** seconds).
- 25.2** The average length (yards) of WR Nelson Spruce's **23** career touchdown receptions (**580** total yards).
- 38:29** The length between scores by Arizona, the longest span CU has held a league opponent scoreless since joining the Pac-12 in 2011.
- 40** The length of the first career field goal by PK Diego Gonzalez at Hawai'i (his second later in the game was from the same distance).
- 40** The number of offensive plays run by Colorado in the second quarter at UCLA; in the period, CU held an astounding **40-4** advantage over the Bruins.
- 59** The number of interception return yards CU had in the Hawai'i game (on two picks; CU had **28** on just three interceptions in all of 2014).
- 61** The difference in the number of plays on offense that Colorado ran at UCLA (**114**) than the next week versus Stanford (**53**), largest in school history.
- 71, 3** The number of plays run in opponent territory, respectively, by CU and Nicholls State in Colorado's 48-0 win.
- 114** The number of offensive plays run by Colorado at UCLA; the most in program history and fourth-most in NCAA history (third-most in regulation).
- 215** The number of rushing yards by Colorado at Hawai'i, the most by the Buffs in a season opener since 2004 (255 against Colorado State).
- 282** The number of passes thrown by the opponent without an interception until a first quarter interception by Chidobe Awuzie at Hawai'i.
- 294** The number of career receptions for WR Nelson Spruce, placing him atop CU's and the Pac-12's all-time list (set CU's record in game two vs. UMass).
- 1,200** The 48-14 win over Massachusetts in CU's second game of the year was the program's 1,200th in its history.
- 3,329** The number of miles CU traveled from Boulder to Honolulu, matching the longest road trip in school history (**6,658** round trip).

## And ... Growing Up:

- 34.1** The percentage of plays (**3,559** of **10,439**) that CU underclassmen have played on defense in 2015 (Soph.: **2,010**, Fr.-RS: **1001**, Fr.: **548**)...
- 57.1** The percentage of plays (**5,301** of **9,284**) that CU underclassmen played on defense in 2014 (Soph.: **3734**, Fr.-RS: **950**, Fr.: **617**)...

Eight different Colorado players had interceptions in 2015, the most since nine had picks in 2007 (seven snared throws in 2010). The most CU players with interceptions in a season were 13 in 1976, followed by 11 picking off passes in '77 and '88.

## 2016 SENIORS (24)

No.	Player	Pos.	Ht.	Wt.	Cl.	Exp.	Hometown (High School/Previous College)	Major	TGD
16	AWINI, Jaleel	WR	6- 2	215	Sr.	1L	Aurora, Colo. (Rangeview/Air Force)	Economics	(Dec. '16)
4	AWUZIE, Chidobe	DB	6- 0	205	Sr.	3L	San Jose, Calif. (Oak Grove)	Business-Management	(Dec. '16)
84	BAGBY, David	WR	6- 0	180	Sr.	VR	San Diego, Calif. (Torrey Pines/Arizona)	Sociology	(May '17)
99	*BOATMAN, Brian	TE	6- 3	225	Sr.	1L	Centennial, Colo. (Kent Denver)	Economics	(May '17)
70	CALLAHAN, Shane	OL	6- 6	300	Sr.	2L	Parker, Colo. (Chaparral/Auburn)	Communication	Graduated (Aug. '16)
92	CARRELL, Jordan	DE	6- 3	300	Sr.	1L	Roseville, Calif. (Roseville/ American River College)	Communication	(Dec. '16)
7	GEHRKE, Jordan	QB	6- 1	200	Sr.	2L	Scottsdale, Ariz. (Notre Dame Prep/Scottsdale CC)	Psychology	(May '17)
98	GILBERT, Jimmie	OLB	6- 5	230	Sr.	3L	College Station, Texas (A&M Consolidated)	Sociology	(May '17)
10	GONZALEZ, Diego	PK	6- 0	215	Sr.	2L	Monterrey, MEXICO (Prepa Tec/Monterrey Tech)	Business (Mngt. & Marketing)	(Dec. '16)
94	#HENINGTON, Tyler	DL	6- 2	240	Sr.	2L	Centennial, Colo. (Mullen)	Business (Acct.) & Economics	(May '17)
38	*HILL, Chris	TE/HB	6- 2	225	Sr.	1L	Highlands Ranch, Colo. (Mountain Vista)	Communication	(May '17)
99	HOWARD, Aaron	OLB	6- 1	230	Sr.	2L	Denver, Colo. (East/Willamette)	Psychology	(Dec. '16)
81	IRWIN, Sean	TE	6- 3	250	Sr.	3L	Cypress, Texas (Cypress Fairbanks)	Classics & History	(Dec. '16)
54	KAFOVALU, Samson	DT	6- 4	295	Sr.	3L	Riverside, Calif. (Arlington)	Communication	(May '17)
74	KELLEY, Alex	C	6- 2	310	Sr.	3L	Oceanside, Calif. (Vista)	Ecology & Evolutionary Biology & English	Graduated (Aug. '16)
13	LIUFAU, Sefo	QB	6- 4	230	Sr.	3L	Tacoma, Wash. (Bellarmine Prep)	Economics	(May '17)
31	OLUGBODE, Kenneth	ILB	6- 1	220	Sr.	3L	San Jose, Calif. (Bellarmine Prep)	Urban Design & Planning	(May '17)
3	RIPPY, Deaysean	OLB	6- 2	240	Sr.	1L	McKees Rocks, Pa. (Sto-Rox/Univ. of Pittsburgh)	Ethnic Studies	(May '17)
30	SEVERSON, Ryan	ILB	5-10	205	Sr.	3L	San Jose, Calif. (Valley Christian)	Business (Mngt. & Marketing)	(Dec. '16)
27	TALLANKO, Travis	ILB	6- 1	215	Sr.	1L	Sierra Madre, Calif. (St. Francis/San Jose St./College of the Canyons)	Economics	(Dec. '16)
9	THOMPSON, Tedric	DB	6- 1	205	Sr.	3L	Valencia, Calif. (Valencia)	Sociology	(May '17)
58	TUPOU, Josh	DT	6- 3	325	Sr.	3L	Buena Park, Calif. (Buena Park)	Communication	(May '17)
53	WIEFELS, Sully	OL	6- 3	305	Sr.	1L	Eagle, Idaho (Eagle/American River College)	Political Science	(Dec. '16)
23	WITHERSPOON, Ahkello	DB	6- 3	195	Sr.	2L	Sacramento, Calif. (Christian Brothers/SCCC)	Ecology & Evolutionary Biology	(May '17)

\*—fourth-year seniors foregoing extra year and will play as seniors in 2016 (or decided after the season); #—career ended by injury.

**THE UNDERGRADUATE THREE:** Three players, all juniors in eligibility, have already earned their degrees: **ILB Addison Gillam** (Psychology, May '16); **OT Jeromy Irwin** (Communication & History, August '16), **OLB Derek McCartney** (Integrative Physiology, May '16).

## GRADUATION REVIEW

Over the last 15 years, Colorado has had **261** of its **286** seniors graduate, or translating to **91.3** percent in this time frame (including 17 of the 20 seniors in 2015); these are the 2001-2015 senior classes, including those players who received medicals. Over the last eight years, 146 of the last 156 have graduated (**93.6%**), with three of those 10 playing in the NFL and haven't been able to complete their requirements. NCAA numbers will not match these (it doesn't allow a school to count transfers who graduate, but it does count against a school if it had a player transfer; it also does not count walk-ons). It's one of the reasons the numbers are skewed to be lower than they really are, especially at tougher academic schools like Colorado and its Pac-12 brethren. **TEAM GRADE POINT AVERAGE:** The team's **2.65** cumulative grade point average through the Spring 2015 semester is its third highest on record (data collected since 1996); the team has nine straight semester GPA's over **2.50**.

## BALL SECURITY UNDER MAC

The Buffaloes had 20 fumbles in 2015, a high in the MacIntyre Era, but still a relatively low number for 13 games, especially considering seven were by quarterbacks while being sacked and three others came on bad center snaps (and two others came on the Arizona game's final play when CU tried laterally the ball several times). In **40** games under Mike MacIntyre, CU has not lost a fumble in **16** of those and just one in **17** other games (meaning more than one only seven times); CU still has just **51** total fumbles in his time as head coach. In the three-plus seasons, the tailbacks have been exceptionally good: they total just **11** fumbles in **1,181** attempts, or one every **107.4** carries (they didn't have a fumble among them in Mac's first year until the ninth game of the year—254 attempts). **Career counts:** **Michael Adkins II** has just two in 255 touches (228 rushes) and **Phillip Lindsay** five in 345 (258 rushes; but two of those were on kickoff returns as a freshman).

- In three-plus seasons under MacIntyre, the Buffs have just the **50** fumbles in **3,611** touches, or one for every **72.2** plays (this year: fiver in **301** touches: 244 offensive plays, 37 special team snaps, 20 returns).
- CU established a team record in 2014 for the fewest fumbles in a season — **12** — breaking the mark the '13 team set (14). The six lost fumbles in 2014 were the second fewest ever to five recovered by the opponent in 1956 (out of 23 total). And of the **51** fumbles, the Buffs have lost just **27**.

## ADKINS, LINDSAY MAKES IT 52 &amp; 53 FOR CU IN 1,000-YARD CAREER RUNNERS

In 2015, **Michael Adkins** became the 52nd player in Colorado history rush for 1,000 or more yards in a career and later in the year, **Phillip Lindsay** joined him and became No. 53 to hit the grand mark. CU is seventh all-time in 1,000-yard runners; Oklahoma tops the list with 71 (and the Buffs are tied for ninth with the most 2,000-yard career runners). The all-time leaders in players who have reached the career 1K and 2K plateaus:

Oklahoma	71/29	West Virginia	50/15	Duke	46/ 5	South Carolina	42/16	Illinois	40/16	Baylor	34/11
Ohio State	67/24	Texas	49/18	Mississippi	45/ 8	Virginia	41/17	Indiana	40/12	Wake Forest	34/11
Southern Cal	67/18	Arkansas	47/18	Auburn	43/17	Michigan State	41/16	-----	-----	New Mexico	25+/13
Nebraska	63/28	Houston	47/14	Georgia Tech	43/13	Florida State	41/14	Boston College	39/17	Michigan	?/20
Alabama	55/19	Texas A & M	45/19	Minnesota	43/13	North Carolina	41/13	Florida	37/17	Colorado State	?/16
Army	53/11	LSU	45/15	Air Force	43/11	Penn State	40/14	Mississippi	37/13		
Colorado	53/18	Iowa	45/14	Syracuse	42/22	Virginia Tech	40/19	San Diego State	36/13		

In 1989, Colorado had four players on the roster at the same time with at least 1,000 career yards: **TB Eric Bieniemy**, **TB J.J. Flannigan**, **QB Darian Hagan** and **FB Erich Kissick**. Only two other times did the Buffs have three players that had hit that plateau on the same team, in 1993: **FB James Hill**, **TB Rashaan Salaam** and **TB Lamont Warren** and in 2015: **Christian Powell**, **Michael Adkins** and **Phillip Lindsay**.



## HEAD COACH MIKE MacINTYRE

**Mike MacIntyre** is entering his third season as the head coach of the University of Colorado football program, and his sixth season as a collegiate head coach; he has a **12-28** record at Colorado and is **28-49** as a head coach in NCAA Division I (FBS). The 25th full-time head coach in CU history (27th overall) brought an impressive pedigree with him to Boulder, resuscitating a San Jose State Spartan team from a 1-12 record in 2010 to one that finished 11-2 in 2012 and was nationally ranked. A veteran coach of 23 seasons, MacIntyre arrived at San Jose State after two years as the defensive coordinator at Duke University, where he was reunited with head coach **David Cutcliffe** from earlier in his coaching days. Those Blue Devil defenses were among Duke's best statistically over a 20-year span, and in 2009, Duke's five wins were the most in a season by the Blue Devils since 1994. The American Football Coaches Association (AFCA) named him its 2009 FBS Assistant Coach of the Year. Another one of his mentors was the legendary and now Pro Football Hall of Fame coach **Bill Parcells**, and of course, his late father, **George MacIntyre**, coached at Vanderbilt (the 1982 national coach of the year).



	Overall	Home	Road	Neutral	2nd Half	Ranked	Unranked	Non-league	League	Bowls
<b>MacIntyre at Colorado.....</b>	<b>12-28</b>	<b>7-12</b>	<b>2-15</b>	<b>3-1</b>	<b>2-17</b>	<b>0-12</b>	<b>12-16</b>	<b>10-3</b>	<b>2-25</b>	<b>0-0</b>
<b>MacIntyre / Career.....</b>	<b>28-49</b>	<b>16-20</b>	<b>9-28</b>	<b>3-1</b>	<b>11-26</b>	<b>0-19</b>	<b>28-30</b>	<b>18-11</b>	<b>10-38</b>	<b>0-0</b>

**COLORADO STREAKS:** 2-game plus wins, 2-game plus losses: **3, 6**. 3-game plus wins, 3-game plus losses: **1, 6**. 4-game plus wins, 4-game plus losses: **0, 2**. 5-game plus wins, 5-game plus losses: **0, 2**. 6-game plus wins, 6-game plus losses: **0, 1**. Longest winning streak: **1**. Longest losing streak: **9**.

- ◆ MacIntyre, 51, has coached in a total of **333** football games in his career (**77** as a head coach): **174** in NCAA Division I (and another **23** as a grad assistant at Georgia); **82** as a full-time assistant coach in the National Football League; **54** in NCAA Division I-AA (at the time).
- ◆ He became just the second coach at Colorado since 1932 to win his first game at the reins of the Buffaloes (out of 15 coaches), and just the ninth (out of 25) to open with **two** wins. Rick Neuheisel was the last to do both (in 1995).
- ◆ MacIntyre is an '89 graduate of Georgia Tech and is the first Atlantic Coast Conference alum to take over the reins of the CU football program.
- ◆ **MacIntyre On His Roots:** *"I'm the son of a coach. And I received my Ph.D. in coaching from Bill Parcells. I used to sit next to him in staff meetings with the Cowboys. The two most important things I probably learned from him were how to evaluate personnel and how to organize practices."* He says Parcells taught him that quarterbacks learn more in 11-on-11 drills than the standard 7-on-7.
- ◆ He has also been influenced immensely by the late John Wooden (UCLA basketball); he has read all his books numerous times. On his own success: *"It takes a lot of people to be successful, it's never just you. It's everyone around you. The team effort starts before you ever get to the players."*
- ◆ Throughout his coaching career, MacIntyre has crafted an approach to coaching college football that incorporates **"The Four F's"** – Foundation, Family, Future and Football. He believes that if Colorado's student-athletes focus on these 4 F's, it will lead to great things:  
**Foundation** is about becoming a solid person on a daily basis in their daily activities. That includes a commitment to things like self-discipline, perseverance, time management and responsibility;  
**Family** is about being close, caring about each other and being accountable to each other. CU's players have to fully understand how their actions affect their teammates – on the field and in life. They will understand how their actions represent Colorado and their individual legacies;  
**Future** is about putting the necessary energy into their academics; education is their future. Even if our student-athletes go on to play in the NFL for three-to-five years (the average length of a pro career), they need to have an idea about what they want to be the rest of their lives. Football is what they currently do, it's not who they are. Use football to get an education and a better future;  
**Football** is the final F. MacIntyre believes if they have a good foundation, if they're doing the right things, they care about the guys around them and they're doing well academically and know what their future is, when they come to football practice, they are freed up; they'll play better and won't have a lot of baggage.
- ◆ MacIntyre has coached on both sides of the ball, spending four years at Ole Miss (1999-2002) where he started as the wide receivers coach for two seasons and the defensive secondary coach in his final two years. The Rebels posted a 29-19 record in that time with bowl appearances in the 1999 and 2002 Independence Bowls and the 2000 Music City Bowl. The 2001 Rebels ranked fifth nationally in pass defense, allowing just 161.3 yards per game.
- ◆ **The Coin.** MacIntyre always carries the same commemorative coin in his pocket, one his dad received in 1982 as the Bobby Dodd National Coach of the Year. *"I'm the proud son of George MacIntyre,"* he says in referring to his father coaching the Commodores to an 8-4 record that season.
- ◆ **Unique End of Spring.** The coaching staff put the players through one more practice *after* the spring game (in both 2013 and 2014). MacIntyre said it was to go over what they did right and wrong in the game, as well as to teach them how he wanted them to practice on their own in summer workouts.
- ◆ **On players having to be ready at a moment's notice to go into the game:** *"It's the only game in the world where you have 100 guys on the side watching just eleven in the game at any one time. So you're like the dog sitting on the porch. When that rabbit runs by, you've got to be ready to go."*
- ◆ **On playing music at practice:** *"Bill Belichick, Eric Mangini both did it. They believed it enhanced practice in many ways, including maintaining rhythm. It's no different than crowd noise; you're teaching the players to block out distractions, all background noise, yet and at the same time to still hear us."*
- ◆ At Mississippi, among his recruits were quarterback **Eli Manning** and Butkus Award winning linebacker **Patrick Willis**. And along his coaching trail, he has mentored many current and former NFL players including recently retired former Dallas and Cincinnati safety **Roy Williams**, a five-time Pro Bowl player. At Dallas, he also tutored **Terrence Newman**, the former Kansas State cornerback who longtime CU fans certainly remember.
- ◆ Unhappy that he had gained weight since college, slowly adding one or two pounds here and there over the years (and of course recruiting season never helps when the coaches often eat two or even three dinners at various recruits' homes), he decided to do something about it. After the 2013 season, he read the book, *Why Diets Fail Us*; he started to eat much healthier, consumed either one or two nutrition-rich shakes a day (as replacement meals) and increased his workout regimen. The end result was that after six months, he dropped **63** pounds (he now weighs what he did as a junior in high school; he played at 175 in college).
- ◆ **MacIntyre** is a voter in the *USA Today*/ESPN Coaches poll for third straight year and fourth time overall; coaches are selected by a random draw (he is one of six Pac-12 voters). CU's head coach voted every season from 1987-2009, and the Buffalo coach has now had a vote for the 27 of the last 30 seasons.
- ◆ **CONTRACT.** MacIntyre was officially named CU's 25th full-time head coach on Dec. 10, 2012, and signed a 5-year contract worth just over \$2 million overall (\$250,000 base; \$875,000 radio/TV income, \$875,000 sponsorship income), plus various incentives that add to well over \$1 million. In February 2014, CU's Board of Regents approved a one-year extension to the contract that takes him through the 2018 season.

**HEAD COACH MIKE MacINTYRE continued**

- ♦ A 1989 graduate of Georgia Tech (Business Management), he lettered twice (1987-88) at free safety/punt returner for coach Bobby Ross. Prior to becoming a Yellow Jacket, MacIntyre played two seasons (1984-85) at Vanderbilt for his father, George, the head coach of the Commodores from 1979-85. The elder MacIntyre was the national coach of the year in 1982 when Vandy beat Alabama on its way to an 8-4 record.
- ♦ He earned his Master's degree in Education with an emphasis on Sports Management from the University of Georgia in 1991.

**Mike MacIntyre Year-By-Year Coaching Record**

Season	School	Overall					Pac-12 Conference					Finish/Conf.
		W	L	Pct.	Pts	Opp	W	L	Pct.	Pts	Opp	
2010	San Jose State	1	12	.077	209	451	0	8	.000	160	295	9th/Western Athletic
2011	San Jose State	5	7	.417	294	364	3	4	.429	193	196	t-4th/Western Athletic
2012	San Jose State	10	2	.833	423	257	5	1	.833	251	156	t-1st/Western Athletic
2013	Colorado	4	8	.333	305	459	1	8	.111	183	398	6th/Pac-12 South
2014	Colorado	2	10	.167	342	468	0	9	.000	263	387	6th/Pac-12 South
2015	Colorado	4	9	.308	320	357	1	8	.111	177	291	6th/Pac-12 South
2016	Colorado	2	1	.667	128	59	0	0	.000	0	0	.....
<b>Colorado Totals</b>		<b>12</b>	<b>28</b>	<b>.300</b>	<b>1095</b>	<b>1343</b>	<b>2</b>	<b>25</b>	<b>.074</b>	<b>623</b>	<b>1076</b>	
<b>Career Totals</b>		<b>28</b>	<b>49</b>	<b>.364</b>	<b>2021</b>	<b>2415</b>	<b>10</b>	<b>38</b>	<b>.208</b>	<b>1227</b>	<b>1723</b>	

As a graduate assistant at Georgia (SEC, 2 seasons, 1990-91) ..... 14-9 1 bowl (1-0)  
 As an assistant at Davidson (1 season, 1992) ..... 5-5  
 As an assistant at UT-Martin (OVC, 4 seasons, 1993-96) ..... 17-27  
 As an assistant at Temple (Big East, 2 seasons, 1997-98) ..... 5-17

As an assistant at Mississippi (SEC, 4 seasons, 1999-2002) ..... 31-20 3 bowls (2-1)  
 As an assistant at Dallas (NFL, 4 seasons, 2003-06) ..... 34-32 2 playoffs (0-2)  
 As an assistant at New York Jets (NFL, 1 season, 2007) ..... 4-12  
 As an assistant at Duke (ACC, 2 seasons, 2008-09) ..... 9-15

**COLORADO SUPERLATIVES UNDER MIKE MacINTYRE**

The home (listed first) and road/neutral bests in the Mike MacIntyre Era at Colorado (2013-present; \*—denotes school record):

MOST FIRST DOWNS		MOST TOTAL OFFENSE		FEWEST FIRST DOWNS ALLOWED		LEAST TOTAL OFFENSE ALLOWED	
33 Nicholls State	Sept. 26, 2015	636 Nicholls State	Sept. 26, 2015	7 Idaho State	Sept. 10, 2016	96 Idaho State	Sept. 10, 2016
39 *at California (2ot)	Sept. 27, 2014	630 at California (2ot)	Sept. 27, 2014	12 Colo. St. (Denver)	Sept. 2, 2016	225 Colo. St. (Denver)	Sept. 2, 2016
MOST RUSHING YARDS		MOST POINTS		FEWEST RUSHING YARDS ALLOWED		FEWEST POINTS ALLOWED	
390 Massachusetts	Sept. 12, 2015	56 Idaho State	Sept. 10, 2016	35 Idaho State	Sept. 10, 2016	0 Nicholls State	Sept. 26, 2015
260 Colo. St. (Denver)	Sept. 2, 2016	56 at California (2ot)	Sept. 27, 2014	94 Colo. St. (Denver)	Sept. 1, 2013	7 Colo. St. (Denver)	Sept. 2, 2016
MOST PASSING YARDS		MOST TIME OF POSSESSION		FEWEST PASSING YARDS ALLOWED		HIGHEST PUNTING AVERAGE (3+)	
364 California	Nov. 16, 2013	36:36 Idaho State	Sept. 10, 2016	40 Nicholls State	Sept. 26, 2015	50.8 Oregon State	Oct. 4, 2014
455 at California (2ot)	Sept. 27, 2014	41:05 at UCLA	Oct. 31, 2015	63 Colo. St. (Denver)	Sept. 2, 2016	48.8 Massachusetts	Sept. 6, 2014
MOST OFFENSIVE PLAYS		LONGEST SCORING DRIVE (TD; Yards)		FEWEST OFFENSIVE PLAYS ALLOWED		MOST TURNOVERS FORCED	
93 Nicholls State	Sept. 26, 2015	99 Arizona State	Sept. 13, 2014	55 Idaho State	Sept. 10, 2016	4 Central Arkansas	Sept. 7, 2013
114 at UCLA	Oct. 31, 2015	91 at Southern Cal	Oct. 18, 2014	57 at UCLA	Nov. 2, 2013	4 Colo. St. (Denver)	Sept. 2, 2016

**MIKE MacINTYRE VERSUS THE NATION**

School	W	L	Pts	Opp	School	W	L	Pts	Opp	School	W	L	Pts	Opp
Alabama	0	1	3	48	Louisiana Tech	1	2	118	126	Texas-San Antonio	1	0	52	24
Arizona	0	3	71	120	Massachusetts	2	0	89	52	Texas State	1	0	31	20
Arizona State	0	3	60	140	Michigan	0	1	28	45	UC-Davis	1	1	58	27
Boise State	0	1	0	48	Navy	2	0	39	24	UCLA	0	4	108	147
Brigham Young	1	1	36	43	Nevada	0	2	27	52	Utah	0	4	68	138
California	1	1	97	83	New Mexico State	2	1	108	60	Utah State	0	3	94	121
Central Arkansas	1	0	38	24	Nicholls State	1	0	48	0	Washington	0	2	30	97
Charleston Southern	1	0	43	10	Oregon	0	3	50	142	Washington State	0	1	3	27
Colorado State	5	1	207	140	Oregon State	1	2	65	93	Wisconsin	0	1	14	27
Fresno State	1	1	45	57	San Diego State	1	0	38	34	<b>Totals</b>	<b>28</b>	<b>49</b>	<b>2021</b>	<b>2415</b>
Hawai'i	2	2	76	108	Southern California	0	3	81	130					
Idaho	1	2	94	71	Southern Utah	1	0	16	11					
Idaho State	1	0	56	7	Stanford	0	3	30	119					

**MIKE MacINTYRE TEAMS / SITUATIONAL**

Category	W	L	Category	W	L	Category	W	L	Category	W	L
Overall	28	49	Ranked Teams (AP)	0	19	Overtime	1	3	Sunday	1	0
Home	16	20	Top 5 (0-0 vs. No. 1)	0	5	1 OT	1	1	Monday	0	0
Road	9	28	Top 10	0	7	2 OT	0	2	Tuesday	0	0
Neutral	3	1	Unranked Teams	28	30	3 OT	0	0	Wednesday	0	0
Bowl Games	0	0	As A Ranked Team	0	0	August	0	2	Thursday	0	1
Day Games	17	24	Pac-12 Conference Games	2	25	September	15	11	Friday	2	3
Night Games	11	25	Home	1	12	October	6	18	Saturday	25	45
Shutouts	2	1	Road	1	13	November	7	17	Eastern Time Zone	2	1
Scoring 50+ Points	3	1	Non-Conference	18	11	December	0	1	Central Time Zone	1	3
Scoring 20+ Points	25	26	At Colorado	10	3	January	0	0	Mountain Time Zone	13	23
Scoring <20 Points	3	23	7-Point Games Or Closer	10	18				Pacific Time Zone	12	20
Allowing <20 Points	13	2	At Colorado	3	9				Hawaii-Aleutian Time Zone	0	2

**POINT DIFFERENTIAL AT COLORADO**

UNIT DIFFERENTIAL BY COLORADO																																						
Margin	1	2	3	4	5	6	7	8	9	10	11	12	13	14	15	16	17	18	19	20	21	22	23	24	25	27	28	32	32	34	37	41	48	49	52	Total		
Won	0	0	2	1	0	0	0	0	1	0	0	0	0	2	0	0	1	0	0	0	0	0	0	0	0	0	0	0	1	1	1	0	1	1	0	—	12	
Lost	0	0	3	2	1	1	2	1	0	0	0	0	0	2	1	0	2	2	0	0	0	1	0	2	1	1	1	1	0	1	0	2	0	0	1	—	28	

## WHAT THEY'VE SAID ABOUT MIKE MacINTYRE

**ELI MANNING, New York Giants Quarterback**

*MacIntyre recruited Manning to Mississippi while on the Rebels' staff.*

"As good a coach as Mike MacIntyre is, he is an even better person. He recruited me to Ole Miss with a little help from my mother and father, and I was fortunate enough to work with him on both sides of the ball. He coached our wide receivers my freshman year, so I worked closely with him on our passing game, and then for the next two years I got to throw against his secondary every day in practice when he coached the defensive backs, which was invaluable in my preparation. He's a great coach and a great recruiter, and he will not be outworked. I wish Mike all the best at CU."

**PATRICK WILLIS, San Francisco 49ers Linebacker**

*MacIntyre recruited Willis to Mississippi while on the Rebels' staff.*

"Coach MacIntyre is a great guy, a guy who knows how to recruit. A guy who knows how to get guys to play, get guys on one accord. He proved that at San Jose State this year, leading them to a great season. I'm really happy for him and I wish him the best of luck at Colorado."

**DUKE IHENACHO, Denver Broncos**

*MacIntyre coached Ihenacho at San Jose State*

"That's my guy, Coach Mac. CU has a good coach. They have a very passionate coach obviously. I think they got somebody that cares for the players and cares about

the program. I can't say [anything] but nice things and great things about Coach Mac because I played under him and he benefitted me. Coach Mac is a great guy and he is going to get that program on the right track."

**MARV SUNDERLAND, Tennessee Titans Scout**

*MacIntyre worked Sunderland when both were with the New York Jets*

"He's highly organized, a very good teacher, and a disciplinarian, but not in a nasty way, he commands it through respect. He's a very people-oriented type of person who will be a great recruiter for the University of Colorado. This man is a class guy."

**DAVID CUTCLIFFE, Duke Head Football Coach**

*MacIntyre worked for Cutcliffe at both Mississippi and Duke.*

"Congratulations to Coach MacIntyre and his family – the University of Colorado has hired an excellent coach and an even finer man. Obviously our history together runs deep, and I couldn't be happier for him, Trisha and their children. Plain and simple, Coach MacIntyre knows how to coach the game of football. It's in his blood. He understands the importance of the well-rounded student-athlete as well as the football program's place in the community. His success in three years at San Jose State is well-documented and his work as an assistant coach on both the collegiate and professional levels speaks for itself. But on top of all of his coaching excellence – and there is a great deal of that – Coach MacIntyre is a tremendous person."

## THE CLASS OF '13

Ahead of the 2013 season, 31 programs including Colorado hired new head coaches, 14 of whom (denoted by an \*) were first-time head coaches on the collegiate level. Here's a look at what coaches make up the "class of 2013" and their records through games of September 17:

<b>Coach. School (2016 record)</b>	<b>W</b>	<b>L</b>	<b>Pct.</b>
*Mark Helfrich, Oregon (2-1).....	35	9	.795
*Rod Carey, Northern Illinois (0-3).....	31	14	.689
Gus Malzahn, Auburn (1-2).....	28	15	.651
Tommy Tuberville, Cincinnati (2-1).....	28	15	.651
*Matt Wells, Utah State (2-1).....	27	17	.614
Butch Jones, Tennessee (3-0).....	24	17	.585
Skip Holtz, Louisiana Tech (1-2).....	23	19	.548
Bret Bielema, Arkansas (3-0).....	21	20	.512
Dave Doeren, N.C. State (2-1).....	20	21	.488
*Kliff Kingsbury, Texas Tech (2-1).....	20	21	.488
*Brian Polian, Nevada (2-1).....	20	21	.488
*P.J. Fleck, Western Michigan (3-0).....	20	21	.488
*Matt Rhule, Temple (1-2).....	19	22	.463
Steve Addazio, Boston College (1-2).....	18	23	.439
Willie Taggart, South Florida (3-0).....	17	23	.425
Rob Caragher, San Jose State (1-2).....	16	24	.400

<b>Coach. School (2016 record)</b>	<b>W</b>	<b>L</b>	<b>Pct.</b>
Sonny Dykes, California (2-1).....	16	24	.400
*Sean Kugler, Texas-El Paso (1-2).....	15	25	.375
*Mark Stoops, Kentucky (1-2).....	13	26	.333
<b>Mike MacIntyre, Colorado (2-0).....</b>	<b>12</b>	<b>28</b>	<b>.300</b>
*Paul Haynes, Kent State (1-2).....	10	28	.263
Ron Turner, Florida International (0-3).....	10	29	.256
Doug Martin, New Mexico State (1-2).....	8	31	.205
*Paul Petrino, Idaho (1-2).....	7	31	.184
Darrell Hazell, Purdue (1-1).....	7	31	.184
Trent Miles, Georgia State (0-3).....	7	33	.175
<b>No longer with school (fired/hired elsewhere):</b>			
Gary Anderson, Wisconsin.....	19	7	.731
Bobby Petrino, Western Kentucky.....	8	4	.667
*Bryan Harsin, Arkansas State.....	7	5	.583
*Scott Shafer, Syracuse.....	14	23	.378
*Todd Monken, Southern Miss.....	13	25	.342

## COACHES ON GAME DAY

The coaching staff, as always, is split between the sidelines and the press box. Head coach **Mike MacIntyre** wears a headset on the sideline; other full-time assistants on the sideline are defensive coordinator **Jim Leavitt**, defensive line coach **Jim Jeffcoat**, safeties coach **Joe Tumpkin**, co-offensive coordinator and receivers coach **Darrin Chiaverini**, offensive line coach **Klayton Adams** and running backs coach **Darian Hagan**. In the coaches booth are co-offensive coordinator **Brian Lindgren**, tight ends/H-backs coach **Gary Bernardi** and cornerbacks coach **Charles Clark**. All four graduate assistants are also in the press box: **John Hughes** and **Peter Tuitupou** (offense) and **Corey Edsall** and **Chidera Uzo-Diribe** (defense), as is **Nate Taye** (quality control/defense). On the sideline are the other quality control personnel, **Daniel DaPrato** (offense) and **Matt Thompson** (special teams). Colorado signals in plays when not brought in by substituting players on offense (signal on defense).

## 2016 COACHING CHANGES

There were two offseason staff personnel moves. **Darrin Chiaverini** was hired as co-offensive coordinator, receivers coach and recruiting coordinator (replacing Troy Walters, who moved on to an OC position with Central Florida). **Darian Hagan** was named running backs coach, essentially replacing the position on staff held by Toby Neinas, who was the special teams coordinator (those duties will be shared among the staff). **Klayton Adams** moved from coaching the running backs and tight ends to the offensive line, and **Gary Bernardi** switched over from the OL to the tight ends/H-backs. In addition, **Drew Wilson** was named CU's director of strength and conditioning in January. MacIntyre's first two staffs (2013, 2014) were the same.

➔ The CU staff has remained intact twice since **Bill McCartney's** 1988 and 1989 teams, in 2011-12 and 2013-14.

#### FOURTH YEAR OFTEN A CHARM

MacIntyre is the 11th coach in CU history (out of 25 full-time) who is coaching the school for a fourth consecutive season. Seven of the previous 10 led CU to a winning season in their fourth year, one had a .500 mark and two others had losing records. The most dramatic fourth-year by a coach in the program came in 1985, when Bill McCartney's team went 7-5, equaling his win total for the first three years (7-25-1). He made the bold move in the offseason for the Buffaloes to switch to the wishbone on offense, which also helped the defense to improve dramatically. A look at Colorado's 11 coaches who coached the Buffs at least four straight years:

Head Coach	Inaugural Season	1st Yr Record	2nd Yr Record	3rd Yr Record	4th Yr Record	Notes
Fred Folsom.....	1895	5-1	5-0	7-1	4-4	Folsom would have a second run of four-plus straight years (1908-15)
Myron Witham.....	1920	4-1-2	4-1-1	4-4	9-0	School record for the most wins in a season at the time
Bunny Oakes .....	1935	5-4	4-3	8-1	3-4-1	Fourth team in '38 had to recover from the graduation of several key players, including Byron White
Dal Ward .....	1948	3-6	3-7	5-4-1	6-2-2	A 35-27 win over #20 Kansas in week three is Colorado's first-ever over a ranked opponent (AP poll)
Eddie Crowder.....	1963	2-8	2-8	6-2-2	7-3	Though team was denied a bowl invite, it was CU's most wins since a 9-2 mark in '61
Bill Mallory .....	1974	5-6	9-3	8-4	7-3-1	Buff's ascend to No. 3 ranking nationally with 5-0 start but couldn't maintain second half of the year
Bill McCartney .....	1982	2-8-1	4-7	1-10	7-5	CU earned the nation's Most Improved Team honor from the NCAA (+5½ over the '84 season)
Rick Neuheisel.....	1995	10-2	10-2	5-6	8-4	Buff's rebound from staying home in '97 postseason and trounce Oregon in Aloha Bowl
Gary Barnett .....	1999	7-5	3-8	10-3	9-5	Colorado wins Big 12 North for a second straight year with 7-1 league mark (14-2 still one of best in Big 12)
Dan Hawkins .....	2006	2-10	6-7	5-7	3-9	Two losses in five days to open the year on a sour note, with four losses overall by 8 points or less
Mike MacIntyre .....	2013	4-8	2-10	4-9	2-1	Buff's gunning to be third team in CU history to post a winning record in Year 4 after a sub-.500 Year 3

#### COACH AT COLORADO ... LAND A MEDIA GIG POST-CAREER

The last four CU head coaches all have or have had media gigs. **Rick Neuheisel** (1995-98) was a studio host on the Pac-12 Network for the network's first three years before moving on to CBS in 2015; **Gary Barnett** (1999-2005) was an analyst on Sports USA Radio and part of the lineup at SiriusXM, and now is tasked with replacing the legendary Larry Zimmer as analyst on CU's KOA-Radio team starting this fall; and **Dan Hawkins** (2006-10) is an analyst for ESPN and co-hosts a national radio show on SiriusXM with **Jack Arute**. And even **Bill McCartney** (1982-94) hosted a radio show in 2012 on 102.3 FM in Denver.

#### JEFFCOAT ON PAC-12 ALL-CENTURY TEAM

Two CU assistant coaches earned finalist status for the Pac-12 All-Century team announced in 2015, with defensive line coach **Jim Jeffcoat** named to the final team as one of five defensive ends for accomplishments at Arizona State as a player. Former receivers coach Troy Walters was one of 10 finalists at the receiver position for which he won the '99 Biletnikoff Award at Stanford; he was named offensive coordinator at Central Florida on December 4.

#### JEFFCOAT'S PEDIGREE: RUSHING AND GETTING TO THE QB

Defensive line coach **Jim Jeffcoat** recorded 102.5 quarterback sacks in his 15-year career in the National Football League (with Dallas and Buffalo), a number that still ranks 26th all-time in the NFL, which was 10th at the time he retired (though he might enjoy talking about his two career interceptions which he returned 65 and 26 yards, respectively, and both for touchdowns).

#### TWO NEW TRADITIONS BEGUN IN 2013, THREE ADDED IN 2014

Mike MacIntyre installed a couple of new traditions in 2013 when the team took the field. One player carries out a **toolbox** and another a **sledgehammer** (the players will vote on who gets the nod). MacIntyre did this at San Jose State with a sword (because they were the Spartans) and the sledgehammer. The toolbox is representative of the commitment the players have made to each other and the team as a whole; now, there aren't actual tools in the box, rather it contains "commitment cards" where each player wrote down something of significance he will do in the game. So when they view the toolbox during the game, it will serve as a reminder of that commitment. The sledgehammer goes to the big hit of the previous game (the biggest or most important "legal" hit – the play cannot draw a penalty). In 2014, the staff added the "special teams belt" which is awarded to the special teams player of the week, a buffalo head and midway through the season, added the **flags** of the United States and the state of Colorado. The special teams belt and the buffalo head were eliminated ahead of the 2016 campaign.

**BUFF ALUMNI IN THE FBS COACHING RANKS:** **Brad Bedell** ('99), OL, Arkansas State; **Ronnie Bradford** ('92), DB, USC; **Jason Burianek** ('02), HC, Missouri Baptist; **Darrin Chiaverini** ('98), ST, Texas Tech; **Cedric Cormier** ('01), WR, UNLV; **Rich Fisher** ('92), WR, Nebraska; **David Gibbs** ('90), DC, Houston; **Chris Naeole** ('96), Interim HC/OL, Hawaii; **Anthony Perkins** ('11), CB, Ohio; **Rod Perry** ('75), DB, Oregon State; **Pete Shinnick** ('86), HC, West Florida; **Steve Stripling** ('76), Assoc. HC/DL, Tennessee; **Ryan Walters** ('08), DB, Missouri. **IN THE FCS:** **Brian Cabral**, AHC/DC ('78), Indiana State; **Paul Creighton** ('03), UC Davis, TE; **Ty Gregorak** ('99), DC/LB, Montana; **Parker Orms** ('13), GA/CB, West Georgia; **Anthony Perkins** ('11), DB, Indiana State; **Jeff Smart** ('09), LB, Penn. **AND DOWN I-25 AT CSU-PUEBLO:** **Donnell Leomiti** ('95), DB.

#### CROSBY WATCH

**PK Mason Crosby** ('06) this year became the Green Bay Packers' all-time leading scorer both for the regular season and the regular and postseasons combined; he set the record with a 21-yard field goal late in the Packs' 27-17 win over Seattle on Sept. 20, 2015, his 13th point of the night (he made all four field goal tries in the game, including a 54-yarder, and an extra point). He now has scored **1,156** points in 146 regular season games and **118** in 15 playoff games for a total of **1,274** (through games of Sept. 18; he also has made an NFL record 20 straight field goals in the postseason). Crosby also holds both Packers' field goal marks (**238** regular season, 23 postseason); Ryan Longwell previously owned all marks (1,054/226 and 85/15). Crosby, of course, is CU's all-time leading scorer with 307 points. How many players have led a professional team and their college alma mater in scoring (regular season and playoffs combined)? The list is short (six including Crosby): **PK Jason Elam**, Denver Broncos/Hawaii (1,870/395); **PK Stephen Gostkowski**, New England Patriots/Memphis (1,384/369); **PK Martin Gramatica**, Tampa Bay Buccaneers/Kansas State (640/349); **WR Jerry Rice**, San Francisco 49ers/Mississippi Valley State (1,244/310); and **PK Jeff Wilkins**, St. Louis Rams/Youngstown State (1,300/373).

**ALL-TIME FWAA ALL-AMERICAN TEAM:** The Football Writers Association of America placed Crosby on the second-team of its All-Time All-America Team, announced in conjunction with the group's 75th anniversary this past August.





## HEAD COACHING FATHERS AND THEIR PLAYER SONS

There have been **84** known players in Division I-A (FBS) history who have played for their head-coaching fathers in college, including **seven** active pairings, according to a survey of I-A sports information departments. The count includes CU head coach **Mike MacIntyre** and his oldest son, **Jay**; Colorado is one of a handful of schools to have it happen twice, as **Dan Hawkins** had son Cody on his CU teams from 2007-10.

Perhaps the most famous and best head coach father and son tandem in NCAA history is **Jim** and **Kevin Sweeney** at Fresno State. Kevin played for his father from 1982-86, when he became the first player in NCAA history to throw for 10,000 career passing yards (Jim was FSU's head coach for 19 years, retiring No. 17 on the all-time win list with 200 in his 32-year coaching career).

**Note:** another famous combo was at Marshall, when they were a I-AA powerhouse just before moving up to I-A, **Todd Donnan** started at QB for his father, **Jim**, in 1993-94.

**A FIRST?** We polled the nation on two occasions, and no other instance has yet to turn up where a head coach had his father as a head coach in college and then had a son on a team that he is the head coach. But that appears to be the case with **Mike MacIntyre**, who was coached by his father **George** at Vanderbilt in 1984-85 and is now coaching his son, **Jay**, at Colorado.

There are currently **eight** schools where a player is playing for his head coach father, and in one case, two sons are (Iowa State). Here's a look at the all-time list of known head coaching father-player son pairings at the same school (#—denotes active in 2016):

School	Head Coach	Son (Position)	Years	School	Head Coach	Son (Position)	Years
Alabama-Birmingham	Watson Brown	*Steven (WR)	2005-06	Michigan	Lloyd Carr	Jason (QB)	1994-95
Arizona State	Frank Kush	*Danny (PK)	1973-76	#Middle Tennessee	Rick Stockstill	Brent (QB)	2013-present
Arizona State	Larry Marmie	Larry Jr. (DB)	1989-91	Minnesota	Joe Salem	*Tim (QB)	1980-82
Arkansas	Bobby Petrino	Bobby (WR)	2009	Minnesota	Tim Brewster	Clint (QB)	2007
Arkansas	Bobby Petrino	Nick (QB)	2008-09	Mississippi State	Bob Tyler	Breck (WR)	1977-78
Army	Earl "Red" Blaik	*Robert (QB)	1949-50	North Texas	Todd Dodge	*Riley (QB)	2008-10
Army	Rich Ellerson	*Andrew (LS)	2011-13	Notre Dame	Ara Parseghian	Mike (RB)	1971-74
Ball State	Bill Lynch	Billy (WR)	1998-01	Notre Dame	Lou Holtz	Skip (WR)	1986
Ball State	Bill Lynch	Joey (QB)	2002	Ohio	Cleve Bryant	*Rodney (QB)	1989-90
Baylor	Bill Beal	*Phil (S)	1970-71	Oklahoma State	Bob Simmons	Nathan (RB)	1996-99
Boston College	Steve Addazio	Louie (TE)	2012-15	#Old Dominion	Bobby Wilder	Derek (LB)	2015-present
BYU	LaVell Edwards	*Jimmy (WR)	1981, 84-86	Oregon	Jim Aiken	*James Jr. (RB)	1948
California	Jeff Tedford	Quinn (WR)	2008-09	Oregon	Rich Brooks	Brady (FS)	1988-89
Chicago, U of.	Amos Alonzo Stagg	Amos Alonzo Jr.	1922	Oregon	Mike Bellotti	Luke (PK)	2003-07
Colorado	<b>Dan Hawkins</b>	<b>*Cody (QB)</b>	<b>2006-10</b>	Penn State	Joe Paterno	Jay (QB)	1986-89
#Colorado	<b>Mike MacIntyre</b>	<b>Jay (WR)</b>	<b>2014-present</b>	San Diego State	Tom Craft	Kevin (QB)	2005
Colorado State	Harry Hughes	William	1935, 37	South Carolina	Steve Spurrier	Scott (WR)	2006-09
Florida	Doug Dickey	Don (DB)	1975-76	SMU	Rusty Russell	*H.N. (QB)	1950-51
Florida State	Bobby Bowden	Jeff (WR)	1981-82	SMU	Phil Bennett	*Sam (LS)	2006-07
Fresno State	Jim Sweeney	*Kevin (QB)	1982-86	Southern Miss	Jim Carmody	Steve (C)	1982-83
Fresno State	Pat Hill	Zak (SS)	2007-09	Southern Miss	Jim Carmody	Keith (DT)	1985-86
Houston	Art Briles	Kendal (WR/QB)	2004-05	Tennessee	Robert Neyland	Bob, Jr. (HB)	1952
Illinois	Mike White	Chris (PK)	1983-85	#Tennessee	Butch Jones	Alex (K)	2015-present
Indiana	Lee Corso	*Steve (SE)	1979-80	Texas	Fred Akers	Danny (QB)	1983-85
Iowa	Bob Comings	*Bobby Jr. (QB)	1977-78	Tulsa	Glen Dobbs	Glenn III (QB)	1963-67
Iowa	Kirk Ferentz	*Brian (OL)	2002-05	Tulsa	Glen Dobbs	Johnny (QB)	1966-68
Iowa	Kirk Ferentz	James (C)	2009-12	Tulsa	John Cooper	John, Jr. (DB)	1981-84
#Iowa	Kirk Ferentz	Steve (OL)	2012-present	USC	John McKay	*John, Jr. (WR)	1972-74
Iowa State	Jim Criner	Mark (LB)	1986	USC	Larry Smith	Corby (QB)	1992
Iowa State	Paul Rhoads	Jake (WR)	2013-15	Utah	Kyle Whittingham	Tyler (DB/ST)	2010-11
Iowa State	Paul Rhoads	Wyatt (WR)	2015	#Utah	Kyle Whittingham	Alex (LB)	2014-present
Kansas State	Jim Dickey	*Darrell (QB)	1979-82	Utah State	Gary Andersen	Keegan (TE)	2010-12
Kansas State	Bill Snyder	*Sean (P)	1991-92	<b>Vanderbilt</b>	<b>George MacIntyre</b>	<b>*Mike (DB)</b>	<b>1984-85</b>
Kentucky	Hal Mumme	Matt (QB)	1997-98	Virginia Tech	Frank Beamer	*Shane (LS/WR)	1996-99
Louisiana Tech/Mississippi	%Billy Brewer	Brett (P)	1980-84	Wake Forest	Jim Caldwell	Jimmy Caldwell (WR)	1999
Louisiana-Lafayette	Rickey Bustle	Brad (OG)	2006-09	Washington State	Mike Price	*Aaron (PK)	1991-93
#Louisiana-Lafayette	Mark Hudspeth	Gunner (QB)	2015-present	West Virginia	Bobby Bowden	*Tommy (WR)	1973-75
Louisiana-Monroe	Pat Collins	*Mike (C)	1981-82	West Virginia	Bobby Bowden	Terry (RB)	1975
Maryland	Jerry Claiborne	Jonathan (S)	1975-77	Western Michigan	Bill Cubit	*Ryan (QB)	2003-06
#Massachusetts	Mark Whipple	Austin (QB)	2014-present	Wisconsin	Gary Andersen	Chasen (LB)	2014
Memphis	Rip Scherer	Scott (QB)	1998-00	*—denotes started/first-team (at some point when father was head coach at the time; in some cases, they became the starter after the father moved on).			
Memphis	Tommy West	Turner (WR)	2006-09	%—The elder Brewer moved on to Mississippi in 1983 and son followed.			
Miami, Fla.	Dennis Erickson	Bryce (QB)	1993				
Miami, Fla.	Randy Shannon	Xavier (C)	2008				



MacIntyre "Row" — Jay, Mike &amp; George

While this is the second time that CU has had the head coach father-player son active combo, the Buffaloes have seen it against them in the past. Iowa State (**Criners**), Kansas State (**Dickeys, Snyders**), Oklahoma State (**Simmons**) and perhaps one of the most famous father-son duos, **Lee** and **Steve Corso** at Indiana. When confirming with Lee, he was pretty proud that Steve caught the game winning TD in a 36-30 win against Kentucky his senior year, and reminded us that he had two pretty good games against Colorado (5 catches for 87 yards in a 17-16 CU win in 1979, and 3-for-38 in a 49-7 Indiana win in 1980).

**CAREER GAMES PLAYED/STARTED CHART**

Listed below are the career games played/started for the players on the 2016 Colorado Buffaloes. The players on the opening day roster collectively have played in **1,072** games, with **412** starts, both all-time highs for any returning Colorado team. Other recent years: **824/327** (2015), **904/314** (2014), **896/268** (2013), **674/223** (2012), **890/303** (2011), **877/313** (2010), **847/236** (2009), **817/277** (2008), **853/251** (2007) and **1,053/295** (2006). The list for 2016:

Player	G	GS	Player	G	GS	Player	G	GS	Player	G	GS	Player	G	GS
ADKINS II	23	4	FIELDS	27	23	IRWIN, J.	26	16	MAKA	0	0	SHAVER	28	4
AWINI	12	1	FISHER	16	1	IRWIN, S.	40	16	MARKSBERRY	0	0	SHAW	0	0
AWUZIE	37	31	FRANKE	13	1	JACKSON III	15	10	MATHEWES	10	1	SILZER	0	0
BAGBY	0	0	FRAZIER	28	5	JAN	1	0	MCCARTNEY	26	24	SMITH	0	0
BALE	2	0	GALLOWAY	1	0	JONES	0	0	MCGARRY	0	0	STOLTENBERG	0	0
BANDI	0	0	GAMBOA	16	14	JULMISSE	3	0	MIDDLEMISS	1	0	SUTTON	4	0
BENNION	0	0	GEHRKE	9	1	KAFOVALU	33	11	MILLER	0	0	TALIANKO	13	0
BERGNER	4	0	GILBERT	40	16	KAISER	16	0	MOELLER	22	9	TALLEY	3	0
BISHARAT	3	0	GILLAM	28	24	KEENEY	14	2	MONTEZ	3	0	THOMPSON	36	27
BLACKMON	0	0	GONZALEZ	17	—	KELLEY	39	27	NOYER	0	0	TONZ	2	0
BOATMAN	2	0	GORDON	0	0	KINNEY	16	—	OLIVER	16	3	TREGO	1	0
BOBO	28	6	GRAHAM	16	—	KOUGH	23	15	OLUGBODE	38	26	TUGGLE	0	0
BOUNDS	3	0	GRUNDMAN	0	0	KRONSHAGE	26	8	ORBAN	13	0	TUOLOMA	0	0
CALLAHAN	17	5	GRZESIEK	0	0	LAGUDA	16	3	PATTERSON	0	0	TUPOU	37	34
CARRELL	16	15	HAIGLER	3	1	LEE	24	4	PORTER	0	0	UDOFFIA	0	0
COCHRANE	1	0	HALL	4	0	LEWIS, D.	3	0	PRICE	0	0	UMU	1	0
COLEMAN, D.	0	0	HASSELBACH	16	0	LEWIS, T.	1	0	RAKESTRAW	0	0	VAUGHN	0	0
COLEMAN, T.	21	2	HELBIG	0	0	LINDSAY	28	8	RIPPY	6	0	WALKER	8	1
COOPER	2	0	HILL	13	0	LISELLA II	10	5	ROBERTS	0	0	WIEFELS	10	2
DEMENT	0	0	HOWARD	19	0	LIUFAU	34	32	ROSS	26	9	WITHERSPOON	26	12
ENTO	3	0	HUCKINS	18	10	LOPEZ	14	0	SANDERS	0	0	<b>TEAM</b>	<b>1259</b>	<b>478</b>
EVANS	13	0	HUDSON	0	0	LYNOTT, Jr.	3	3	SANCHEZ	13	0	<b>2015 FINAL</b>	<b>1600</b>	<b>613</b>
FALO	8	0	HUNTLEY III	2	0	MacINTYRE	15	5	SEVERSON	35	1			

**LAST TRUE FRESHMEN TO START:** TB Patrick Carr, CB Nick Fisher, CB Isaiah Oliver, ILB Grant Watanabe (**2015**); WR Shay Fields, WR Donovan Lee, DE Christian Shaver, S Evan White (**2014**); TB Michael Adkins II, CB Chidobe Awuzie, DE Jimmie Gilbert, ILB Addison Gillam, QB Sefo Liufau, S Tedric Thompson, CB John Walker (**2013**); TB Donta Abron, CB Ken Crawley, DT Tyler Henington, TE Vincent Hobbs, DL Samson Kafovalu, S Marques Mosley, TB Christian Powell, DT Justin Solis, WR Gerald Thomas, DT Josh Tupou, CB Yuri Wright (**2012**); DB D.D. Goodson, CB Greg Henderson, OL Alex Lewis, WR Tyler McCulloch, OLB Juda Parker; S Kyle Washington (**2011**); SS Jered Bell one of four in **2010**.

**LAST TRUE FRESHMEN TO START AT QUARTERBACK:** Sefo Liufau (**2013**), Tyler Hansen (**2008**), Craig Ochs (**2000**), Koy Detmer (**1992**). **IN A SEASON OPENER:** Has not occurred.

**LAST TRUE FRESHMEN TO START AT RUNNING BACK:** TB Patrick Carr (**2015**), Michael Adkins II (**2013**), Donta Abron, Christian Powell (**2012**); Darrell Scott (**2008**), Rodney Stewart (**2008**), Brian Lockridge (**2007**), Brian Calhoun (**2002**), Marcus Houston (**2000**). **IN A SEASON OPENER:** Kent Kahl (**1991**).

**LAST REDSHIRT FRESHMEN TO START:** OG Tim Lynott, Jr. (**2016**); DT Jase Franke, LB Rick Gamboa, TE Dylan Keeney, WR Jay MacIntyre, DE Michael Mathewes, WR Lee Walker (**2015**); DE Derek McCartney, FS Ryan Moeller (**2014**); TE Sean Irwin, CB John Walker (**2013**); C Brad Cotner, WR Nelson Spruce (**2012**); QB Nick Hirschman, TB Tony Jones, CB Josh Moten, C Daniel Munyer, OT Stephan Nembot, TE Kyle Slavin (**2011**).

**LAST PLAYERS TO START FOR THE FIRST TIME AS A SENIOR:** OLB David Goldberg, WR Logan Gray, FB Evan Harrington, DT Conrad Obi, DE Tony Poremba, OG Sione Tau (**2011**); TE Luke Walters (**2010**); TB Kevin Moyd, OLB Bryan Stengel (**2009**); WR Steve Melton (**2008**), TE Joe Sanders (**2007**).

**LAST PLAYERS TO START WHILE WALK-ONS:** FS Ryan Moeller (**2014**); FB Jordan Murphy (**2013**); WR Dusty Ebner, C Keenan Stevens (**2009**), WR Steve Melton (**2008**); ILB Jake Duren, SS D.J. Dykes (**2007**).

**STARTING STREAKS**

Through games of Sept. 17, **SS Tedric Thompson** has made the most consecutive starts with 15, followed by **ILB Rick Gamboa** (14), **CB Chidobe Awuzie** (11) and **ILB Kenneth Olugbode** (9). **C Alex Kelley** had made the most consecutive starts entering the year with 25 and extended it one game until sitting out the Idaho State game with an ankle sprain.

**TWO MADE FIRST CAREER STARTS AGAINST COLORADO STATE**

In the season opener against Colorado State in Denver, two Buffaloes made their first career starts: **FS Afolabi Laguda** and **OG Tim Lynott, Jr.**; in game three at Michigan, **OT Aaron Haigler** made his first career start. **Historically:** 12 true freshmen have started from scrimmage for CU in a season opener: **TB Billy Waddy**, 1973 (at Louisiana State); **CB Victor Scott** and **OLB Scott Hardison**, 1980 (at UCLA); **HB Eric Bieniemy**, 1987 (vs. Oregon); **OG Clint Moore**, 1991 (vs. Wyoming); **ILB Jordon Dizon**, 2004 (vs. Colorado State); **CB Greg Henderson**, 2011 (vs. Hawai'i); **CB Kenneth Crawley** and **WR Gerald Thomas**, 2012 (vs. Colorado State); **ILB Addison Gillam**, 2013 (vs. Colorado State); **WR Shay Fields** and **DE Christian Shaver**, 2014 (vs. Colorado State); add a 13th for the first play of the game/season on special teams (kickoff coverage team): **PK Kevin Eberhart** (2003, kicked off vs. CSU in Denver).

**ANNUAL FIRST-TIME STARTERS:** 1984 (29), 1985 (9), 1986 (15), 1987 (14), 1988 (16), 1989 (7), 1990 (16), 1991 (23), 1992 (15), 1993 (7), 1994 (6), 1995 (11), 1996 (8), 1997 (14), 1998 (27), 1999 (14), 2000 (16), 2001 (12), 2002 (16), 2003 (20), 2004 (12), 2005 (11), 2006 (24), 2007 (18), 2008 (15), 2009 (18), 2010 (21), 2011 (21), 2012 (21), 2013 (12), 2014 (14), 2015 (23); **2016** (3).

**20 PLAYERS HAVE SEEN FIRST CU ACTION IN 2016**

A total of **13** players tasted their first action in a CU uniform in the season opener against Colorado State, one of the lower numbers in recent years to appear in the opener (it was 18 in 2015). Seven followed suit in week two against Idaho State. Here's the breakdown by class of those players (\*—mainly special teams duty):

**TRUE FRESHMEN (3):** TB Beau Bisharat, WR Johnny Huntley, CB Tony Julmisse

**REDSHIRT FROSH (10):** SN \*J.T. Bale, TE Chris Bounds, DB \*Lucas Cooper, OL Dillon Middlemiss, OL Aaron Haigler, WR Justin Jan, OG Tim Lynott, Jr., QB Steven Montez, DT Brett Tonz, DL Frank Umu

**SOPHOMORES (5):** WR Xavier Cochrane, ILB Drew Lewis, TB Troy Lewis, S Daniel Talley, S \*Kyle Trego

**JUNIORS (2):** WR Kabion Ento, WR Danny Galloway. **SENIORS (0).**

Recent counts: **35** (2015), **26** (2014), **18** (2013), **26** (2012), **33** (2011), **26** (2010), **22** (2009), **30** (2008), **28** (2007), **19** (2006), **16** (2005).

## 2016 PARTICIPATION CHART

The participation chart for the 2016 Colorado Buffaloes; KEY: **S**—started; **✓**—played; **DNP**—dressed, but did not play; **INJ**—injured/illness; **SSP**—suspended; (—)—denotes did not dress; \*—saw first action as a Buffalo in 2016:

Player	CSU	ISU	UM	UO	OSU	USC	ASU	STN	Ucla	UAWSU	UU
ADKINS	DNP	DNP	✓								
AWINI	INJ	INJ	INJ								
AWUZIE	S	S	S								
BAGBY	DNP	—	—								
*BALE	✓	✓	✓								
BANDI	DNP	—	—								
BENNION	—	—	—								
BERGNER	✓	✓	✓								
*BISHARAT	✓	✓	✓								
BLACKMON	DNP	DNP	DNP								
BOATMAN	DNP	✓	—								
BOBO	S	S	S								
*BOUNDS	✓	✓	✓								
CALLAHAN	✓	✓	✓								
CARRELL	S	S	S								
*COCHRANE	—	✓	—								
COLEMAN, D.	DNP	—	—								
COLEMAN, T.	✓	✓	✓								
*COOPER	✓	✓	DNP								
COURTNEY	—	—	—								
DEMENT	DNP	—	—								
*ENTO	✓	✓	✓								
EVANS	✓	✓	✓								
FALO	SSP	SSP	SSP								
FIELDS	S	S	S								
FISHER	✓	✓	✓								
FRANKE	✓	✓	✓								
FRAZIER	✓	✓	✓								
*GALLOWAY	DNP	✓	—								
GAMBOA	S	S	S								
GEHRKE	DNP	✓	✓								
GILBERT	S	S	S								
GILLAM	✓	✓	✓								
GONZALEZ	✓	✓	✓								
GORDON	SSP	SSP	SSP								
GRAHAM	DNP	✓	DNP								
GRUNDMAN	DNP	—	—								
GRZESIEK	DNP	—	—								
*HAIGLER	✓	✓	S								
HALL	—	✓	DNP								
HASSELBACH	✓	✓	✓								
HELBIG	DNP	—	—								
HILL	✓	✓	DNP								
HOWARD	✓	✓	✓								
HUCKINS	INJ	✓	DNP								
HUDSON	—	—	—								
*HUNTLEY	✓	✓	DNP								
IRWIN, J.	S	S	S								
IRWIN, S.	✓	✓	S								
JACKSON	✓	✓	✓								
*JAN	DNP	✓	DNP								
JONES	—	DNP	—								
*JULMISSE	✓	✓	✓								
KAFOVALU	S	S	S								
KAISER	✓	✓	✓								
KEENEY	✓	✓	DNP								
KELLEY	S	INJ	S								
KINNEY	✓	✓	✓								

Player	CSU	ISU	UM	UO	OSU	USC	ASU	STN	Ucla	UAWSU	UU
KOUGH	S	S	S								
KRONSHAGE	S	S	✓								
LAGUDA	S	S	S								
LEE	✓	✓	✓								
*LEWIS, D.	✓	✓	✓								
*LEWIS, T.	DNP	✓	DNP								
LINDSAY	S	S	✓								
LISELLA	INJ	INJ	INJ								
LIUFAU	S	S	S								
LOPEZ	DNP	DNP	DNP								
*LYNOTT	S	S	S								
MacINTYRE	S	S	S								
MAKA	DNP	—	—								
MARKSBERRY	—	DNP	—								
MATHEWES	DNP	✓	DNP								
McCARTNEY	S	INJ	S								
McGARRY	DNP	—	—								
MEEK	—	—	—								
*MIDDLEMISS	DNP	✓	DNP								
MILLER	INJ	INJ	INJ								
MOELLER	✓	✓	✓								
*MONTEZ	✓	✓	✓								
NOYER	DNP	DNP	DNP								
OLIVER	✓	✓	✓								
OLUGBODE	S	S	S								
ORBAN	✓	✓	✓								
PATTERSON	DNP	—	—								
PORTER	DNP	—	—								
PRICE	DNP	DNP	—								
RAKESTRAW	DNP	DNP	DNP								
RIPPY	—	—	—								
ROBERTS	DNP	—	—								
ROSS	S	S	S								
SANDERS	—	—	—								
SEVERSON	✓	✓	✓								
SHAVER	✓	S	✓								
SHAW	—	—	—								
SILZER	—	—	—								
SMITH	—	DNP	—								
STOLTENBERG	—	DNP	—								
SUTTON	✓	✓	DNP								
TALIANKO	✓	✓	✓								
*TALLEY	✓	✓	✓								
THOMPSON	S	S	S								
*TONZ	✓	✓	DNP								
*TREGO	INJ	✓	INJ								
TUGGLE	DNP	—	—								
TUJLOMA	—	DNP	—								
TUPOU	S	S	S								
UDOFFIA	—	DNP	—								
*UMU	DNP	✓	DNP								
VAUGHN	INJ	INJ	INJ								
WALKER	INJ	INJ	INJ								
WIEFELS	✓	S	✓								
WITHERSPOON	S	S	S								
DRESSED	89	86	74								
PLAYED	60	71	56								

Inactive For 2016: Eggers, Headley, Sanchez, Winfree.

## EXPERIENCE ANALYSIS

A look at annual fluctuations in the percentage of upperclassmen starting games over the last decade or so at Colorado; in 2012, the Buffaloes started its fewest seniors believed ever (17.8%) and a record number of freshmen (28.0%; 21.6% true frosh). A year-by-year glance at starts by class since 1999:

Season	G	SR	JR	SO	FR (RS-True)	UpperCl%	Fr-Pct.
1999	12	115	42	86	21 (20-1)	59.5	8.0
2000	11	55	116	38	33 (15-18)	70.7	13.6
2001	13	102	95	83	7 (0-7)	68.9	2.4
2002	14	155	130	14	9 (0-9)	92.5	2.9
2003	12	105	49	78	32 (14-18)	58.3	12.1
2004	13	72	103	100	11 (0-11)	61.2	3.8
2005	13	116	112	48	10 (4-6)	79.7	3.5
2006	12	92	84	71	17 (11-6)	66.7	6.4
2007	13	89	106	38	53 (29-24)	68.2	18.5

Season	G	SR	JR	SO	FR (RS-True)	UpperCl%	Fr-Pct.
2008	12	106	54	63	41 (24-17)	60.6	15.5
2009	12	57	90	89	28 (24-4)	55.7	10.6
2010	12	82	111	37	34 (22-12)	73.1	12.9
2011	13	141	55	57	33 (10-23)	68.5	11.5
2012	12	47	84	59	74 (17-57)	49.6	28.0
2013	12	70	92	69	33 (2-31)	61.4	12.5
2014	12	83	50	96	35 (18-17)	50.4	13.3
2015	13	59	110	86	31 (25- 6)	59.1	11.7
2016	3	31	25	6	4 (4- 0)	84.8	6.1

## HISTORICALLY

Colorado is in its second century of intercollegiate football, as the Buffaloes are in their 127th season of competition having played **1,214** games with an all-time record of **687-491-36**. CU currently stands 25th on the all-time win list and is 37th in all-time winning percentage (.581; the Buffs are 29th for those schools with 1,000 or more games played in Division I-A). Only 12 Division I schools have played more seasons of intercollegiate football than Colorado; Washington is the only Pac-12 school that matches CU's total of 127 (Cal is the only one who has played more games – 1,223), with only USC (814) and Washington (705) having won more games (CU is sixth in the league in winning percentage).

➔ In Boulder, the Buffs are **304-169-10** (.640) in their 93rd season on the “hilltop” (Folsom Field).

## OVERTIME

Colorado is **6-7** all-time in overtime games (**3-4** at home); the Buffs became the 84th team in Division I-A to play an overtime game when it played its first ever extra session affair against Missouri in 1999. Here's a chart summarizing the Buffs in overtime (\*—denotes in Denver):

Date	Opponent	Score	Regulation	Coin Toss	Choice	---Total Yards----		Notes
						Offense	Defense	
10-09-99	MISSOURI	W 46-39	39-39	Missouri	Defense	25	13	Ends with Kelly INT
11-26-99	NEBRASKA	L 30-33	27-27	Nebraska	Defense	9	25	CU trailed 27-3 early in 4th
11-09-02	at Missouri	W 42-35	35-35	Missouri	Defense	25	18	Ends with Mossoni FR
12-28-02	Wisconsin	L 28-31	28-28	Wisconsin	Defense	-2	5	Alamo Bowl
10-11-03	KANSAS	W 50-47	44-44	Colorado	Defense	25	7	Calhoun 3-25, TD rushing in OT
10-23-04	at Texas A & M	L 26-29	26-26	Colorado	Defense	14	33	First CU turnover in an OT ends it
10-07-06	BAYLOR	L 31-34 (3 OT)	17-17	Colorado	Defense	42	72	Ends in 3OT on Baylor INT
9-01-07	*Colorado State	W 31-28	28-28	Colorado	Defense	7	16	Eberhart kicks GWFG (35) after Wheatley INT
9-18-08	WEST VIRGINIA	W 17-14	14-14	Colorado	Defense	18	19	Goodman kicks GWFG (25) after WVU FG miss
9-10-11	CALIFORNIA	L 33-36	30-30	California	Defense	20	45	CU drives to CA4 but drive stalled
9-27-14	at California	L 56-59 (2 OT)	49-49	Colorado	Defense	46	34	CU drives to CA1 but failed on 4th down
10-25-14	UCLA	L 37-40 (2 OT)	31-31	Colorado	Defense	13	40	CU rallied from 31-14 down in 4th; two OT FGs
9-19-15	*Colorado State	W 27-24	24-24	Colorado	Defense	10	2	Gonzalez kicks GWFG (32) after Thompson FG block

## COMEBACK BUFFS

Over the last nine seasons, Buffs rallied from 10 or more points down 12 times, including once this season, rallying from its largest deficit ever against Colorado State to beat the Rams. In 2014, UMass was up by 11 early in the second half after cashing in on a pick-six. Two of the rallies came from 17 down: in 2012, Washington State led, 31-14, early in the fourth quarter, but CU scored three straight TDs to close the game, capped by **QB Jordan Webb** scoring on fourth down from four yards out with 0:09 remaining; **PK Will Oliver** added the game winning PAT. In 2007, the Buffs got the best of No. 3 Oklahoma when PK Kevin Eberhart capped a run of 20 straight points with a 45-yard field goal for a 27-24 win. Eight have taken place in Boulder, a ninth (the first one) in Denver against Colorado State, and two on the road (the Washington State comeback was the largest fourth quarter comeback on the road CU has ever had).

## COLORADO COMEBACKS

Trailed By	Time, Qtr.	Final	Opponent (Date)
<b>14</b> ( 0-14)	2:44, 1Q	27-24	OT; Colorado State (Sept. 19, 2015)
<b>11</b> (20-31)	12:24, 3Q	41-38	at Massachusetts (Sept. 6, 2014)
<b>17</b> (14-31)	8:07, 4Q	35-34	at Washington State (Sept. 22, 2012)
<b>11</b> ( 3-14)	3:47, 1Q	44-36	KANSAS STATE (Nov. 20, 2010)
<b>10</b> (14-24)	10:40, 3Q	29-27	GEORGIA (Oct. 2, 2010)
<b>10</b> ( 0-10)	0:00, 2Q	31-13	HAWAII (Sept. 18, 2010)
<b>10</b> (21-31)	11:01, 4Q	35-34	TEXAS A&M (Nov. 7, 2009)
<b>11</b> (13-24)	9:14, 4Q	28-24	IOWA STATE (Nov. 8, 2008)
<b>14</b> ( 7-21)	7:29, 2Q	31-24	EASTERN WASHINGTON (Sept. 6, 2008)
<b>11</b> (24-35)	0:23, 2Q	65-51	NEBRASKA (Nov. 23, 2007)
<b>17</b> ( 7-24)	12:23, 3Q	27-24	OKLAHOMA (Sept. 29, 2007)
<b>11</b> (17-28)	10:05, 3Q	31-28	OT; Colorado State (Sept. 1, 2007)

## LITTLE KNOWN RARITY

In CU history, the Buffaloes have had a 100-yard rusher and receiver in the same game on **36** occasions (and are **26-10** in games when this occurs). The last time it happened was against UCLA this year, when **TB Patrick Carr** rushed for 100 yards and **WR Devin Ross** hauled in nine passes for 101 yards. It was the fifth time CU's done it as a member of the Pac-12 (one each year), in 2014 against Washington, in 2013 against Charleston Southern, in 2012 at Washington State and against Arizona in 2011. In 2001, the first time the same player had 100 yards in both in the same game at Colorado occurred when **TB Cortlen Johnson** had 172 rushing and 105 receiving at Iowa State. *A closer look at this unique list can be found on page 164 of the 2015 CU Information Guide & Record Book supplement.*

## FOLSOM FIELD CAPACITY SNAPSHOT

Folsom Field's official capacity had been 53,613, expanded last in 2003 when 1,903 club seats and 41 suites were added in the east side stadium expansion; however, with CU's \$156 million Athletics Complex Expansion nearing completion and the northeast corner of the stadium and the north stands now redesigned, the new capacity now stands at **50,183**. Folsom is tied for the 18th oldest venue among the 128 NCAA Division I-A/FBS stadiums. It is the fourth oldest stadium in the Pac-12 Conference, as only Husky Stadium (Washington, 1920), Rose Bowl Stadium (UCLA, 1922) and Los Angeles Memorial Coliseum (USC, 1923) are older.

## CU FOOTBALL REMAINS SECOND MOST POPULAR PER-GAME SELL IN STATE

The final home attendance figure for 2015 was **236,331**, an average of 39,389 for six home games, about 2,000 more than CU's 2014 average. It marked the 21st straight season that Colorado football was the second largest draw per game in the state behind the NFL Denver Broncos (and the 39th time in the last 41 years). The fledgling Colorado Rockies took over the second spot the two years they played at old Mile High Stadium, averaging in the mid-to-upper 50s in 1993 and 1994. The Broncos wrestled the state's top spot away from the Buffs permanently in 1975 after first doing so in 1969, with six years of see-sawing in-between (CU had been the state attendance leader since Folsom Field was built in 1924). CU continues to have the second largest public and overall season ticket base in the state (the count so far in 2015 is just under 25,000 when adding in 7,354 student holders to 17,299 public tickets (those tickets are purchased, just at a discounted rate). In 2015, CU was again first in the state in college football attendance for the **50th** straight year, ahead of Air Force (26,026; AFA was the last school top CU's figure, in 1965) and Colorado State (24,917); all had six games. The Broncos averaged 76,939 fans per game in 2014 and around the same this year; the Rockies averaged 31,334 this past summer.



## SCORING STREAKS

The Buffs scored in a school record **242** consecutive games until Missouri ended the streak on October 25, 2008; it was first shutout loss since November 12, 1988 to Nebraska in Lincoln (7-0). The Buffs had scored in **94** consecutive road games (123 including neutral sites) as well as in 153 straight league games, all 103 in Big 12 play, including the four title games, and their final 50 in Big Eight competition, dating back to the '88 shutout at Nebraska. CU had scored in **150** straight games at home until Stanford shut out the Buffs, 48-0 on Nov. 3, 2012; the previous last shutout was a 28-0 loss to Oklahoma on Nov. 15, 1986. CU has been shutout just 10 times in its last **566** games (dating to October 5, 1968), but only six schools have administered them: Oklahoma (three times), Missouri (twice), Nebraska (twice), Louisiana State, Michigan and Stanford. Current streaks:

- CU has scored in **43** straight games overall; last shutout was at home against Stanford on Nov. 3, 2012 (a 48-0 loss).
- CU has scored in **156** straight games against non-conference opponents (last shutout: a 44-0 loss at home to LSU on September 15, 1979).
- The home shutout losses to Stanford ('12), Oklahoma in '86 and LSU in '79 are the only three times CU has not scored at Folsom Field over the course of the last **309** games (all the way back to 1963).

## SAFELY AHEAD

The Buffs have been a virtual lock to win once they have a lead of two or more scores (nine-plus points) over the past 40-plus seasons. Since the 1976 opener, CU has protected a two-score lead **231** of **262** times, losing 28 and tying three when it blew the lead; a closer look (\*—Disneyland Pigskin Classic at Anaheim):

Date	Opponent	CU Lead (when)	Result	Date	Opponent	CU Lead (when)	Result
9/17/16	at Michigan	14 (21-7; 1st Quarter)	L, 38-45	09/23/06	at Georgia	13 (13- 0; 4th Quarter)	L, 13-14
11/13/15	SOUTHERN CALIFORNIA	14 (17-3; 2nd Quarter)	L, 24-278	10/23/04	at Texas A&M	12 (19- 7; 3rd Quarter)	L, 26-29 OT
11/01/14	WASHINGTON	10 (20-10; 2nd Quarter)	L, 23-38	11/01/03	at Texas Tech	14 (14- 0; 1st Quarter)	L, 21-26
09/27/14	at California	14 (28-14; 3rd Quarter)	L, 56-59 2OT	10/04/03	at Baylor	9 (23-14; 3rd Quarter)	L, 30-42
08/29/14	Colorado State (Denver)	10 (17-7; 3rd Quarter)	L, 17-31	11/11/00	Iowa State	11 (20- 9; 2nd Quarter)	L, 27-35
09/08/12	SACRAMENTO STATE	14 (14-0; 1st Quarter)	L, 28-30	09/02/00	Colorado State (Denver)	10 (24-14; 3rd Quarter)	L, 24-28
09/01/12	Colorado State (Denver)	11 (14-3; 2nd Quarter)	L, 17-22	10/23/93	at Kansas State	9 ( 9- 0; 2nd Quarter)	T, 16-16
10/01/10	WASHINGTON STATE	10 (27-17; 4th Quarter)	L, 27-31	09/18/93	at Stanford	10 (37-27; 4th Quarter)	L, 37-41
11/06/10	at Kansas	28 (45-17; 4th Quarter)	L, 45-52	09/15/90	at Illinois	14 (17- 3; 2nd Quarter)	L, 22-23
10/23/10	TEXAS TECH	10 (24-14; end 3rd Qtr)	L, 24-27	08/26/90	*Tennessee	14 (31-17; 4th Quarter)	T, 31-31
11/19/09	at Oklahoma State	11 (21-10; 3rd Quarter)	L, 28-31	09/27/86	ARIZONA	9 (21-12; 4th Quarter)	L, 21-24
10/10/09	at Texas	11 (14-3; 2nd Quarter)	L, 14-38	11/03/84	KANSAS	11 (27-16; 4th Quarter)	L, 27-28
11/28/08	at Nebraska	14 (14-0; 1st Quarter)	L, 31-40	10/16/82	at Oklahoma State	13 (13- 0; 1st Quarter)	T, 25-25
11/10/07	at Iowa State	21 (21- 0; 3rd Quarter)	L, 28-31	09/19/81	WASHINGTON STATE	10 (10- 0; 4th Quarter)	L, 10-14
09/08/07	at Arizona State	14 (14- 0; 2nd Quarter)	L, 14-33	10/10/79	OKLAHOMA STATE	20 (20- 0; 4th Quarter)	L, 20-21
10/28/06	at Kansas	9 ( 9- 0; 3rd Quarter)	L, 15-20				

Colorado has lost only 34 games (and was tied twice) dating back to 1980 when leading by *any* margin at any point in the fourth quarter or overtime. The most recent losses were last year, in the 38-31 loss to Arizona (led 24-17 entering the fourth) and in the 35-31 loss at UCLA (CU took a 31-28 lead early in the fourth); CU lost four games in 2014 where it had small fourth quarter advantages. The ties came against Tennessee in 1990 (31-31, after leading 31-17) and Kansas State in 1993 (16-16 after taking a late 16-13 lead).

- Colorado has won **115** of its last **136** games in which it at any point has held a two-score lead. A 2003 loss to Baylor snapped a 26-game winning streak in such situations on the road, and an overall streak of 49 consecutive wins from 1993 to 1999 was snapped by CSU in 2000. In this same span, **Colorado has rallied to win 37 games and tie two others dating back to 1981 after once trailing at some point in the fourth quarter** (not including coming from 27-3 down against Nebraska in 1999 before losing in OT). The most recent are the first two games of the '13 season (CSU led briefly 26-24 late in the third quarter and into the fourth; UCA led 24-17, also early in the fourth); the two previous to those came by the same score: in 2012 at Washington State (won 35-34 after trailing 31-14 with 8:07 left) and in 2009 against Texas A&M (won 35-34 after trailing 31-21 with 11:01 remaining). Two big ones occurred in 2007: CU rallied from 28-17 down in the third and 28-25 in the fourth to defeat CSU 31-28 in overtime) and Oklahoma (down 24-7 late in the third, eventually tying the fourth largest comeback in school history in winning 27-24).

## 2015 INJURY COUNT SIXTH-WORST IN LAST 30 SEASONS

The injury bug hit the Buffs in 2015, as 10 positions had a starter miss at least one game due to injury. The injury bug avoided Mike MacIntyre's first two teams for the most part, but last year was a different story: the Buffs lost **93** full games from players who figured in the two-deep (or those who regularly rotated in at the skill positions), and **120** games overall by the entire team. Below are the worst regular seasons for injuries/illness for the CU program over the last 29 years (KEY: GL—Games lost to injury; GL/2—Games lost by 2-deep scrimmage players; MG—"Man games" as defined by as the total number of games if all players NOT ticketed to redshirt played every game; Pct. Lost – percentage of man games lost, knowing that in actuality, the number is higher as third-team players and reserves don't see that much action; 2/MG—2-deep man games, or starting 22 positions plus backups):

Season	G	GL	MG	Pct. Lost	GL/2	2/MG	Pct. Lost	Season	G	GL	MG	Pct. Lost	GL/2	2/MG	Pct. Lost
2008	12	121	1008	12.0	110	528	20.8	2015	13	120	1053	11.4	93	572	16.3
2011	13	141	1066	12.8	115	572	20.1	2002	13	139	1118	12.4	80	572	14.0
1998	11	101	864	11.7	89	484	18.4	2012	12	108	984	11.0	71	528	13.4
2000	11	101	880	11.5	82	484	16.9	2003	12	74	876	8.4	58	528	11.0
2010	12	103	924	11.1	88	528	16.7	1997	11	51	770	6.6	41	484	8.5

Dating back to 1987, only 10 times has CU lost over five percent of its "man game" count due to injury (1995-97-98-2000-02-03-08-10-11-12).

**BUFFS AGAINST THE BEST**

Here's a look at how CU has fared all-time against nationally ranked teams (*Associated Press* poll):

Games	All-Time Record	1989-2016 Record	Mike MacIntyre Record	Coach With The Most Wins
versus Top 5.....	12-54-2	8-22-1	0-3	5 / Bill McCartney
versus Top 10.....	25-91-3	14-37-2	0-4	8 / Eddie Crowder & Bill McCartney
versus Top 15.....	37-117-3	20-51-2	0-4	10 / Bill McCartney
versus Top 25.....	69-160-3	43-81-2	0-12	20 / Bill McCartney

CU played 21 ranked non-conference opponents (including bowls) as a member of the Big 12, going 9-12, the most wins over non-Big 12 ranked foes in that period of the conference; Nebraska was next in both games (15) and wins (8), followed by Texas (13, 7).

**"OUTSIDE THE NINE DOTS"**

Some out of the ordinary records by the Buffs in some unique situations:

- ❑ Colorado is **81-41** against teams with three or more losses dating back to the 1985 season;
- ❑ Colorado is **77-45-1** in its last **123** games against schools that include the word "State" (dating to 1986);
- ❑ Colorado is **543-277-25** all-time in games played in the Mountain Time Zone (Colorado, Arizona, Montana, New Mexico, Utah, Wyoming)

**FIFTEEN TO THE HOUSE ON THE FIRST TRY WHEN IT COMES TO THEFTS & SCORES**

CU players have a penchant to return their first career interceptions for touchdowns, as since 1992, **15** Buffaloes have scored after stealing their first college pass. Junior **ILB Kenneth Olugbode** is the latest to join the "club," racing 60 yards for a score with his first pick in a 27-24 overtime win over Colorado State. That was the first in eight years, however, as the one previous came in 2007, when redshirt frosh **CB Jimmy Smith**, as his 31-yard return of a Joe Ganz pass cut Nebraska's lead over CU to 35-31 early in the second half and was the impetus to a 65-51 comeback win. The one previous was the most spectacular of the lot: **ILB Marcus Burton** returned a pick 99 yards at Oklahoma State in 2005, preserving CU's shutout in the waning seconds of the game. Three did it in 2004: **OLB Brian Iwuh** did it off the bat when he made his first career pick and returned it 37 yards for what proved to be the winning touchdown against Colorado State in the season opener; a week later, **Joe Sanders**, plucked off a ball against Washington State and raced 51 yards for six, snapping a 3-3 deadlock in the process; then versus Texas, **CB Terrence Wheatley** plucked one off and ran 37 yards for six with his first theft. Two did it in 2001: **S Medford Mooror** picked off his first career pass and returned it 64 yards for a touchdown against Texas in the Big 12 Championship game, while **CB Donald Strickland** returned his first career pick 31 yards for a touchdown just one minute into the CSU game. Frosh redshirt **CB Phil Jackson** did it in 2000, as he returned his first career INT 28 yards for a TD against Washington. **SS Rashidi Barnes** had his first one in CU's win over CSU in 1997, returning it 26 yards for a score, rallying the Buffs into a 14-14 tie early in the second half. Barnes was the fourth Buff in a 14-game span to return a first career pick for a TD—**Marcus Washington** had a 95-yard theft for a score in the '96 Cotton Bowl against Oregon; **Vili Maumau** had a 33-yard interception for six (and a Hula dance) at Colorado State in 1996; and **Nick Ziegler** stole one for a 31-yard score against Washington in the '96 Holiday Bowl. In 1992, **Dwayne Davis** returned one 31 yards for a TD in a 21-20 win at Minnesota to start this amazing run.

➤ And two did it with their first punt returns: **Ben Kelly** (vs. Utah State in 1998) and **Jeremy Bloom** (vs CSU in 2002).

**BUFFALO DINOSAURS**

The longtime radio voice of the Buffs, **Larry Zimmer** wrapped up his career following the 2015 season, calling **486** CU games; a string of **251** in a row came to an end after he was hospitalized in October 2014 (he would miss the final six games of the season). He only missed 17 games overall; prior to the six due to illness, he had missed three bowls (two due to contracts forbidding teams to originate broadcasts), three regular season games due to travel conflicts and five road games this season; his 400th at CU was also the 1,000 of his professional career. At their current school, only Bob Robertson, Washington State (552 at the time) and Bill Hillgrove, Pittsburgh (535) had called more games than Zim, who was tied for fourth in the number of years calling major college football for the same team (42nd season) behind Robertson (49th), Hillgrove (46th) and Don Fischer, Indiana (43rd; South Carolina's Tommy Suggs was also in his 42nd year). In 2009, Zim was honored as the 15th recipient of the Chris Schenkel Award, which recognizes those who have enjoyed a long and distinguished career broadcasting college football at a single institution (he called a total of **570** college games, including 50 for Michigan and 34 for CSU).

**OTHER DINOSAURS:** **Jon Burianek**, who retired as senior associate AD in June 2006 and then briefly rejoined the department on a contract basis in 2013, worked **444** CU football games, including a run of **415** in a row (229 of which were at home; he's seen a total of **461** overall, working and non-working). **SID Dave Plati** has worked **435** overall, including the last **393** (dating to the '83 finale). The late **Fred Casotti**, the school's longtime SID and associate AD between 1952-87, witnessed 477 CU football games in person prior to his passing in 2001; included within that was a string of 268 in a row at one time at Folsom Field. The record by a coach is held by **Brian Cabral**, who, including his playing days (46 games), was a part of 340 CU games (the last 294 in a row); former facilities man **John Krueger** worked 325 in all (1980s to 2012). Then there are CU's "Super Twins," **Betty Hoover** and **Peggy Coppom**, who have been to all but handful of CU's home games — since 1940 (they turn 92 on Nov. 22). And the late **F.M. "Dutch" Westerberg** is the all-timer; the long-time season ticket holder saw *every* CU home game (**394** of 'em) from 1921 until 1999, when he passed away at the age of 94.

**STAT CREW:** **Jack Landon** (son of one-time presidential candidate Alf Landon) is in his 44th year as a member of the CU football stat crew; he joined the basketball crew in 1971 and then football two years later. Virginia did a survey on longest tenured state people, and Jack is 19th nationally.

**NFL SCOUT WATCH**

Colorado has 23 seniors on its 2016 roster, and if history holds, they will receive plenty of looks from scouts all around the National Football League; scouts/player personnel types pass through Boulder every season for a game and/or practice(s), with over three fourths of the league doing so on average every season. Thus far in 2016, **12** teams have scouted the Buffs in person at games: Arizona, Atlanta, Carolina, Chicago, Denver, Detroit, Los Angeles, Minnesota, N.Y. Jets, Philadelphia, Pittsburgh and Tennessee. Not including camps or practices, **762** scouts have attended Colorado games since 2000 (home, road and neutral sites).

## PLAYING ON SUNDAY: IN-THE-PROS

There are **nine** former Colorado Buffaloes on National Football League rosters as of September 19; there were 10 on the rosters at the end of the 2015 season. Colorado has had **236** players all-time go on to make an active NFL roster and **266** all-time draft picks, which ranks as the fourth most among Pac-12 programs and the 22nd overall. CU had continually been one of the top 20 producers for the last quarter century of NFL talent and at one time in the late 1970's had the most active players (47) of any school in the nation. The last time Colorado was in the top 10 in players produced was in 2002, coming in 10th (29); nationally, CU was in the top four from 1996-99 (third in '09, fourth the other years). The active list (KEY: **Exp.**—denotes number of years in the league; **a**—active/physically unable to perform; **i**—on injured reserve; **p**—practice squad):



Player	Pos.	Team	Exp.
David Bakhtiari	OT	Green Bay Packers	3
Ken Crawley	CB	New Orleans Saints	R
Mason Crosby	PK	Green Bay Packers	9
Justin Drescher	LS	New Orleans Saints	6
<b>i</b> —Stephone Nembot	OT	Baltimore Ravens	R
Paul Richardson	WR	Seattle Seahawks	2
Jimmy Smith	CB	Baltimore Ravens	5
Nelson Spruce	WR	Los Angeles Rams	R
Nate Solder	OT	New England Patriots	5

## Waived In Camp/In-Season\*

Player	Pos.	Team	Exp.
Jered Bell	S	San Francisco 49ers	R
Jalil Brown	CB	Indianapolis Colts	5
Daniel Munyer	OG	Kansas City Chiefs	1
Christian Powell	RB	Pittsburgh Steelers	R
Will Pericak	DE	Seattle Seahawks	2

## COACHES

Name	Pos.	Team	Tie To Colorado
Eric Bieniemy	RB	Kansas City	Player, 1987-90; Asst. Coach, 2000-02, '11-12
Joe Bleymaier	QC/Offense	Kansas City	QC/MacIntyre Staff, 2013-15

Tom Cable	OL/AHC	Seattle	Asst. Coach, 1998-99
Moses Cabrera	Str/Cond	New England	Asst. S&C Coach, 2010
Jim Caldwell	Head Coach	Detroit	Asst. Coach, 1982-84
Karl Dorrell	WR	N.Y. Jets	Asst. Coach, 1992-93, 95-98
Jon Embree	TE	Tampa Bay	Player '83-86/Asst. Coach '91-02 Head Coach 2011-12
James Hardy	Str/Cond Asst.	New England	Asst. S&C Coach, 2008-16
Nick Holz	QC/Offense	Oakland	Player, 2003-06
Vance Joseph	Def. Coord.	Miami	Player, 1990-94
Steve Marshall	OL	N.Y. Jets	Asst. Coach, 2000-01, 11-12
Chris Morgan	OL	Atlanta	Player, 1995-99
Robert Prince	WR	Detroit	Asst. Coach, 2010
Chris Wilson	DL	Philadelphia	Asst. Coach, 2000-04

## PLAYER PERSONNEL/DEVELOPMENT

Name	Team	Tie To Colorado
Malcolm Blacken	Washington (Dir., PD)	Strength Coach, 2011-12
Jordan Dizon	Denver (Scout)	Player, 2004-07/Butkus runner-up
Dave McCloughan	Oakland (Asst., PP)	Player, 1987-90
Bob Morris	San Francisco (Scout)	Player, 1973-76
Matt Russell	Denver (Dir., PP)	Player, 1992-96/Butkus Award
Duke Tobin	Cincinnati (Dir. PP)	Player, 1992-93

**CANUCKS:** One former Buff is playing north of the border in the Canadian Football League. **CB Greg Henderson** is in his first year with the Montreal Alouettes (**OG Edwin Harrison** recently retired after spending six years with the Calgary Stampeders).

**DAD PLAYED ON SUNDAYS:** Seven players are the sons of former National Football League players: **DL Terran Hasselbach** (father Harald played with Washington and Denver); **ILB Drew Lewis/TB Troy Lewis** (father Will played with Seattle and is now the director of scouting for the Kansas City Chiefs); **OLB Derek McCartney** (father Shannon Clavelle, Green Bay); **QB Steven Montez** (father Alfred, Oakland); **CB Isaiah Oliver** (father Muhammad, five years with as many teams: Denver, Green Bay, Kansas City, Miami, Washington); and **ILB Jacob Stoltenberg** (father Bryan played with San Diego, N.Y. Giants and Carolina).

**COLORADO HIGH SCHOOL COACHES:** Five former Buffaloes are serving as high school head coaches in the state; the five who head prep programs: **Matt Flavin** (Buena Vista), **Phil Jackson** (Sierra), **Dave Logan** (Cherry Creek), **Vincent Smith** (Boulder) and **Scott Yates** (Kent Denver).

**ALL-TIME CU PRO NOTE:** How good was CU's 1994 offense? Ten of the 11 starters were drafted into the NFL (Tony Berti, Rae Carruth, Christian Fauria, Heath Irwin, Chris Naeole, Rashaan Salaam, Kordell Stewart, Bryan Stoltenberg, Derek West and Michael Westbrook), with the 11th signing as a free agent (Lepsis). All played, and three remain on NFL rosters some 11 years later. And six of the '94 defensive starters wound up playing professionally as well.

## O-LINEMEN PIPELINE TO THE NFL

CU has been a solid conduit to the NFL League when it has come to offensive linemen and the research below indicates CU may very well be the place to go if an offensive lineman wants to take it to the next level. Dating back to the 1991 NFL draft, or the '87 recruiting class, 29 of 39 players who started at least two years on the Buff offensive line were either drafted or signed as free agents. The list is impressive (with three others who started just one season):

Player	Pos	Full Years As A Starter	NFL (Round or FA)	Player	Pos	Full Years As A Starter	NFL (Round or FA)
Stephane Nembot	OT	(4) 2012-15	Baltimore (FA)	Brad Bedell	G	(2) 1998-99	Cleveland (6)
Daniel Munyer	C/G	(3) 2012-14	Kansas City (FA)	Shane Cook	T	(2) 1998-99	New Orleans (FA)
David Bakhtiari	T	(3) 2010-12	Green Bay (4)	Ryan Johanningmeier	G/T	(3) 1997-98-99	Atlanta (FA)
Ryan Miller	G	(5) 2007-11	Cleveland (5)	Melvin Thomas	G/T	(3) 1995-96-97	Philadelphia (7)
Nate Solder	T	(3) 2008-10	New England (1)	Chris Naeole	G	(3) 1994-95-96	New Orleans (1)
Daniel Sanders	G/C	(3) 2006-08	St. Louis (FA)	Heath Irwin	G	(3) 1993-94-95	New England (4)
Edwin Harrison	G/T	(3) 2005-07	Kansas City (FA)	Bryan Stoltenberg	C	(4) 1992-93-94-95	San Diego (6)
Tyler Polumbus	T	(3) 2005-07	Denver (FA)	Derek West	T	(3) 1992-93-94	Indianapolis (5)
Brian Daniels	G	(4) 2003-06	Minnesota (FA)	Tony Berti	T	(2) 1993-94	San Diego (6)
Mark Fenton	C	(3) 2004-06	Denver (FA)	Jay Leeuwenburg	C	(3) 1989-90-91	Kansas City (9)
Clint O'Neal	T	(2) 2004-05	Washington (FA)	Mark VanderPoel	T	(3) 1988-89-90	Indianapolis (4)
Sam Wilder	T	(2) 2003-04	Dallas (FA)	Joe Garten	G	(4) 1987-88-89-90	Green Bay (6)
Marwan Hage	G/C	(3) 2001-02-03	Jacksonville (FA)	<b>One-Year Starters:</b>			
Wayne Lucier	G/C	(2) 2001-02	N.Y. Giants (7)	Tom Ashworth	T	(1) 2000	New England (FA)
Justin Bates	T/G	(3) 2000-01-02	Dallas (7)	Ben Nichols	G	(1) 1998	Atlanta (FA)
Andre Gurode	G/C	(3) 1999-00-01	Dallas (2)	Ariel Solomon	T	(1) 1990	Pittsburgh (10)
Victor Rogers	T	(3) 1999-00-01	Detroit (7)				

## A LONG LINE OF WALK-ONS HAVE RISEN TO FIRST-TEAM AT COLORADO

After the NCAA reduced the number of scholarships from 95 to 85 (completed in 1992), more and more players have had to make their bones starting as walk-ons. Here's a short list (37 count) of some of the standout former and current walk-ons who rose to first-team status at Colorado:

Player	Pos	First Season	Letters	Notes
Willie Beebe	FB	1978	4L	Solid blocker who scored nine career touchdowns as a bruiser near the goal line
Kyle Rappold	NT	1985	3L	Known as the "trash compactor" for his stature, the Fort Lewis transfer clogged the run
Jeff Campbell	WR/KR	1986	4L	Earned scholarship second day of freshman camp; played five years in the NFL
Ken Culbertson	PK	1986	3L	Scored 98 points in CU's 11-0 run in '89 season, making 59-59 PAT and 11-17 FG
David Gibbs	CB	1986	4L	Solid corner and special teams performer, now coaching with NFL Kansas City Chiefs
Mark Henry	WR	1987	3L	Big play guy with 18 career catches for 416 yards, or 23.1 per catch
Robbie James	WR	1987	1L	Threw TD pass on third down FG fake at Oklahoma State to lead CU to 16-12 win in 1991
Charles Johnson	QB	1987	2L	Often subbed for an injured Darian Hagan, earning Orange Bowl MVP honors in '91 vs. Notre Dame
Erik Norgard	C	1987	2L	Walked on in the spring after transferring from Western Washington; All-Big 8 as a senior
Chris O'Donnell	LB/SN	1987	4L	Solid as a rock at long snapper on special teams all four years
Keith Miller	FB	1992	2L	From tiny Ovid, Colo., he was a solid blocking back. Now an opera singer with the MET.
Ryan Black	SS	1993	4L	Led team in tackles as a junior in 1996 with 154 (78 solo)
Ryan Sutter	FS	1993	3L	CU's all-time special team points leader, led Buffs in tackles (170, 98 solo) in 1997
Neil Voskeritchian	PK	1993	2L	Won the starting placekicker job in 1994, finished career ninth in scoring at CU (161 points)
Nick Pietsch	P	1996	4L	Led CU in punting in 1997-98-99, finished with a career average of 39.9
Beau Williams	TE	1998	2L	Primarily a blocking tight end, played a big role on CU's 2001 Big 12 title team
D.J. Hackett	WR	2001	2L	Walked on after CS-Northridge dropped football; led CU in receiving in '03, four-year NFL veteran
Tom Hubbard	FS	2001	2L	Defensive MVP of the 2004 Houston Bowl with two interceptions
Evan Judge	WR	2001	4L	Caught 69 balls for 903 yards to finish in top 20 in receiving yards
John Torp	P	2001	3L	Finished second for the '05 Ray Guy Award; set a school records with 205 punts, 65 inside the 20
Paul Creighton	TE	2002	4L	Also saw action at FB, he primarily was a
Greg Pace	SN	2002	4L	Took over all special team snapping chores early as a freshman and handled through senior year
Joel Klatt	QB	2003	3L	Former infielder in Padres organization went on to set 44 CU passing and total offense records
Cody Crawford	WR	2004	3L	Has cracked the school's all-time lists in catches and yards
Jeff Smart	ILB	2005	4L	Earned a scholarship 3 games into the 2007 season, first LB to do so under Cabral; second most tackles by a WO
Scotty McKnight	WR	2006	4L	First freshman WR to ever lead CU in receiving (43-488, 4 TD), finished first in career receptions and third in yards
Aric Goodman	PK	2008	3L	In his first season, he was awarded a scholarship after making the game-winning FG versus West Virginia
Jason Espinoza	WR	2008	3L	Suffered two breaks to his collarbone in '08, playing briefly in-between; co-first team WR in '09
Dustin Ebner	WR	2009	3L	Primarily on special teams until his senior year, when he became a regular in the rotation and caught his first TD pass
Keenan Stevens	C	2009	2L	Pressed into duty in the season opener due to injury, he soon became a fixture and started 10 games
Alex Wood	FB	2009	2L	Hybrid tight end/fullback worked exceptionally hard and became the first player from Steamboat to start in decades.
Scott Fernandez	TE	2010	2L	Ascended to the top of the depth chart his senior year ('13); first career catch was fifth longest (71 yards vs. UA).
Travis Sandersfeld	DB (N)	2010	4L	One of the CU's top perennial special teams performers, he emerged as the starting nickel back for 5 games in 2010
David Goldberg	DE	2011	3L	Coaches cited how hard he worked daily in practice and assumed a starting spot midway through his senior year
Darragh O'Neill	P	2011	4L	Had more punts (74) than any other freshman at CU, with his 42.3 average second best by a frosh in the NCAA
Ryan Moeller	FS	2013	2L	Starred at Rifle HS in the middle of the Colorado Rockies, top special teams performer and had 14 UT in first start
Colin Johnson	H	2015	1L	He earned the holder position in spring drills

## THE VERTICAL GAME ... RETURNING?

CU, as in the case with most teams, often is most dangerous on offense when the unit can strike for the big play both via the rush and pass. Colorado had 50 "explosion" plays in 2015, or ones that gained 20 or more yards; that's the most by a CU team since 2011. Here's a look at CU's 20-plus plays in recent memory, going back to 1994, when CU had a high of 76 plays over 20-yards, almost equal in nature (37 rush, 39 pass):

Season	Total	Rush	Pass	Season	Total	Rush	Pass	Season	Total	Rush	Pass	Season	Total	Rush	Pass	Season	Total	Rush	Pass
1994	76	37	39	1999	57	12	45	2004	48	13	35	2009	44	7	37	2014	48	12	36
1995	61	11	50	2000	38	8	30	2005	54	16	38	2010	43	11	32	2015	50	15	35
1996	64	12	52	2001	58	21	37	2006	35	18	17	2011	56	14	42	<b>2016</b>	<b>14</b>	<b>2</b>	<b>12</b>
1997	46	9	37	2002	58	35	23	2007	58	18	40	2012	36	9	27				
1998	40	11	29	2003	47	5	42	2008	40	8	32	2013	42	5	37				

## 99 IS SO NICE

Colorado scored for the seventh time in its history on a 99-yard drive to close out the scoring in the 2015 Arizona State game. **TB Christian Powell** started it with a 42-yard burst from the CU 1, and a Sefo Liufau-to-Nelson Spruce touchdown pass covering 31 yards ended the seven play march over a gassed ASU defense. CU covered the 99 yards in the third fewest plays of the seven, and it was just the second to occur in Boulder:

99—vs. Northwestern at Evanston, Sept. 29, 1951 (6 plays)  
 99—vs. Miami, Fla., at Miami, Oct. 13, 1961 (21 plays)  
 99—vs. Iowa State in Boulder, Oct. 29, 1988 (8 plays)

99—vs. Oklahoma at Norman, Oct. 19, 1991 (8 plays)  
 99—vs. Oklahoma at Norman, Oct. 19, 1991 (14 plays)  
 99—vs. Oklahoma State at Stillwater, Oct. 27, 2001 (5 plays)

99—vs. Arizona State in Boulder, Sept. 13, 2014 (7 plays)

## AROUND THE NATION

Colorado has traditionally stocked its rosters primarily with players from three states: Colorado, California and Texas (74 percent of the entire roster—active, those reporting the first day of class and inactive—as of August 5: 86 of 116 players—includes others reporting later this summer). The roll call of state producers for the Buffaloes: California **42**, Colorado **35**, Texas **9**, Arizona **5**, Georgia **5**, Washington **4**, Florida **3**, Utah **3**, Hawai'i **2**, Arkansas **1**, Idaho **1**, New Jersey **1**, Oklahoma **1**, Oregon **1**, Pennsylvania **1**, Wisconsin **1**. That's **16** states total along **MEXICO** (1) that has produced the make-up of this year's team.

➔ **AROUND THE WORLD:** Four Buffaloes were born outside of the United States: **OL Mo Bandi** (India), **PK Diego Gonzalez** (Monterrey, Mexico), **OL Jonathan Huckins** (London, England), **C Alex Kelley** (Madrid, Spain; his parents were living there working as missionaries).



## STAT SHOTS

Here are some interesting statistical bullets about Colorado football:

- ➔ **30+.** In its history, Colorado is **310-23-1** when scoring 30 or more points (2-2 in 2015), along with records of **222-8** with 35-plus points and **205-6** with 36-plus, **182-4** with 38-plus and **117-2** with 43 or more tallies. The six losses with 35 more points came to Air Force (58-35 in 1968), Oklahoma (82-42 in 1980), Stanford (41-37 in 1993), Toledo (54-38 in 2009), Kansas (52-45 in 2010), Utah (42-35 in 2012) and California (59-56 in 20T in 2014). CU has played **1,214** games in its history, registering point totals of every number between 0 and 70 except 1 (duh!) and 68, and has hit 75 and 109 above that mark.
- ➔ Colorado is **107-105-3** in its last **215** league games: within this record is a 25-game span in which CU did not lose a conference game, the fourth longest streak all-time in the Big Eight (1958-1995). Colorado was 23-0-2 during that run. Colorado, however, is **5-40** as a member of the Pac-12.
- ➔ **30 points / 3 TDs.** Colorado has scored 30 or more points in **136** of its last **324** games, posting a **117-18-1** record; the Buffs have scored at least three touchdowns in **214** of these games dating to the start of 1989; in this time frame, CU is **24-94-2** when held to two or fewer touchdowns.
- ➔ For years, the mark of a strong CU team was that the Buffaloes routinely averaged six or more yards on first down. But the last time the Buffs averaged six or more for a season was in 2001, their Big 12 Championship year. Colorado did it six times between 1989 and 1997, including a team record best of **7.2** in both 1989 and 1994.
  - ➔ Since 1966, CU has averaged less than **4.3** just seven times (last in 2012) and less than 4.1 once—3.5 in 1979. In 2012, the Buffs averaged **4.25** yards on first down, their lowest number since that 3.5 figure in 1979.
  - ➔ In 2013, the Buffs enjoyed their best season on first down in years: CU averaged **5.83** for the season overall, their best since 2001 (6.7). In 2014, the average was **5.36** and last year climbed back to **5.76**.
  - ➔ In **2016**, the Buffs are averaging **7.75** per first down play (78 of them).
- ➔ Dating back to the fifth game of the 1999 season, an OT win over Missouri, the Buffs have **56** scores by return, or non-offensive scores, in the last 17 seasons (high of eight in 1999 and 2002). Since the '95 opener and including postseason, CU has **75** scores by return in **258** games (68 regular season, seven bowl). *Eight in the MacIntyre Era (5 in 2013, 2 in 2015, 1 in 2016).*
- ➔ **200/200.** Colorado has accomplished the 200 "double-double," that is 200 yards both rushing and passing **42** times in the last **285** games, dating to 1993), having accomplished it six times under MacIntyre. CU averaged over 200 in each for the season in 1993, 1994 and in 200. The Buffs are **42-6** since 1981 when they have reached the 200 plateaus in both and **50-9** overall. *Prior to '93, CU had accomplished the feat only 19 times in its first 929 games in its history.*
- ➔ **600+.** Colorado is **16-1** all-time in games when it has gained 600 or more yards on offense; the first loss was last year when the Buffs had 630 in the 59-56 double overtime loss at California on Sept. 27, 2014. CU was **1-0** in 2015 after rolling up 636 against Nicholls State.
- ➔ **Grass.** Colorado is **81-90** in its last **171** games on grass, including a **51-53** mark at home, dating back to the 1999 season when Folsom Field converted back to grass (**2-0** this season).
- ➔ **Artificial Turf.** Colorado is **96-59-3** in its last **158** games on non-grass fields dating back to 1989, including a **62-43-3** mark in conference games. CU is **0-1** this year (and **3-9** under MacIntyre).
- ➔ The Buffs have been a bit of an enigma on **third down** defensively dating back to 2003. That year, while opponents converted at an ordinary 34.6 percent clip (56-of-162), it's what they accomplished on the ones they made, gaining 966 yards on those 56 makes, or an average of **17.3** per play; otherwise, CU allowed just 61 yards on the other 106 plays, or just 0.6 per. In 2004, that number was **14.1** in 2005, **10.2**; in 2006, **12.0**; in 2007, **14.0**; in 2008, **9.7** (the only time under 10 in this span); in 2009, **15.7**; in 2010, **12.3**; in 2011, **13.7**; in 2012, **12.3**; in 2013, **11.2**.
  - ➔ In **2014**, CU allowed just 15 plays of 20 yards or more on third down: opponents overall gained **949** yards on **70** makes (**13.6** per) and had a net **82** yards on the other **105** plays (**0.78**).
  - ➔ Last year, CU allowed 17 plays of 20 yards or more on third down; opponents gained **1,122** yards on **87** makes (**12.9**), but on the **119** misses, have just **45** total yards (**0.38** per).
- ➔ **No Turns or Sacks.** Dating back to 1972, Colorado is **16-2** in games when not allowing a sack or committing a turnover, winning twice this season, in back-to-back games against Massachusetts and Colorado State, the first time it has happened in back-to-back games. It now marks three times under MacIntyre (including the 2014 CSU game); previous to that was against Cal in 2011 (both were losses). The last win previously had come against Nebraska in 2007 (65-51). In these 18 games, the Buffs have outscored the opponent by **725-389**, with only four games decided by less than 17 points.
- ➔ **Turnover Free.** Colorado has played **76** turnover-free games dating back to the 1946 season, owning a record of **50-22-4** in those games (**2-1** in bowls). Under MacIntyre, CU is **4-3** in miscue-free contests.
- ➔ Opponents have made **158-of-199** field goals dating back to 2006 (**79.4** percent), including **1-of-3** this year and **65-of-76** (**85.5**) dating back to the 2012 opener. The high percentage might be a byproduct of CU's defensive success at times inside its own 25, as the foe is **116-of-130** (**89.2**) on kicks inside 40 yards. In the same span, CU is **130-of-204** (**63.7**).
- ➔ Between 2010 and 2013, opponents had **279** plays of 20 yards or more, earning a combined **8,651** yards (**31.0** yards per); the average annually has always hovered around 30 yards, which makes sense since the cutoff is all plays of 20 yards or longer. But it's the count that's the concern: in 2008, opponents had just **44** plays of 20-plus, followed by **53** (2009) and **50** (2010); those counts ballooned to **75** in 2011, **81** in 2012 and to **73** in 2013.
  - ➔ In 2013, opponents had **73** plays of 20 yards or more (out of 924), netting **2,316** yards (**31.7** per) and 41.2 percent of the total yards (5,616); 7.9 percent of opponent plays were of the 20+ variety.
  - ➔ In 2014, opponents had **72** plays that gained 20 or more yards (**8.5** percent of the **845** overall), with those collectively gaining **2,456** yards (1,472 pass/984 rush, **34.1** per).
  - ➔ In **2015**, the number was a bit reduced: opponents had **65** plays over 20 yards, totaling **2,242** yards (still **34.5** per).
- ➔ The Buffs averaged **439.2** yards per game in 2014, in part thanks to a school record eight games in a row with **400** or more, with an average **284.6** yards through the air. Colorado has averaged 400 or more yards per game over the course of an entire season just 14 times, before last year last doing so in 2001 (434.4), with the school record of 495.3 set during the 1994 season; CU gained 400-plus yards in nine of 11 regular season games that year. The Buffaloes have averaged over 300 yards passing in a season just once — 303.5 — in 1996, and came close the year before (297.2) and in 1992 (297.4); otherwise, CU has thrown for 250 or more per game just three times including 2014.
  - ➔ In 2015, CU averaged **396.8** yards per outing; the Buffs almost averaged 400-plus yards in back-to-back years for the first time since a five year run from 1992-96.
- ➔ Colorado rarely folds when the opponent is faced with a 3rd-and-20 or longer. Since Miami, Fla., converted on a 3rd-and-20 in its 35-29 win in Boulder in 1993, opponents are just **5-of-122** on 3rd-and-20 or more. The Buff defense had stopped the opponent 51 straight times until UCLA converted a 3rd-and-30 in 2003, and then 30 straight times before KU made good in '09; Stanford is the last to do it (2011; the opponent is now **0-of-21** since). The CU offense is **11-of-131** when it's faced with 3rd-and-20 plus in the same span.
- ➔ CU has scored in **9** of **12** quarters in 2016 (**38** of **52** in 2015), and in **116** of **160** under MacIntyre (73 percent).

**TRENDS****1985-2016**

Since 1985, when the Buffs returned to their traditional winning ways after six frustrating years, Colorado is **205-172-4**; in these 381 games spanning the last 31-plus seasons, CU has posted the following records (including bowls):

◆ with 400-plus yards total offense	120-35-2	◆ when holding opponent under 300 yards total offense	96-20-1
◆ with 500-plus yards total offense	59-10-0	◆ when leading at halftime	162-32-2
◆ when converting 50 percent or better on 3rd down	82-13-1	◆ when leading after three quarters (160-20-3 in last 183)	167-24-3
◆ when punting three or fewer times	70-26-1	◆ when scoring 24 or more points	168-43-2
◆ with zero turnovers (152-70-2 with two or fewer)	40-19-2	◆ when held to 13 points or less	3-58-0
◆ when holding opponent to 17 points or less	119-19-1	◆ when not committing a turnover or allowing a sack	16- 2-0
◆ when holding opponent under 100 yards rushing	103-14-1	◆ when holding edge in 1st downs & possession time	116-36-2

**TRENDS II****1989-2016**

Since 1989, when the Buffs became a regular in the national rankings for the next 16 seasons, Colorado has posted an overall record at **178-153-4**. Here are some trends during this time frame (335 games over the last 27-plus seasons, including bowls):

➤ when running more plays than the opponent	101-63-3	➤ when rushing for 200-plus yards	88-10-1
➤ with 400-plus yards total offense (54-10 with 500-plus)	106-35-2	➤ when rushing for 250-plus yards	60- 2-1
➤ when scoring 30 or more points	117-18-1	➤ when rushing for 300-plus yards	33- 0-1
➤ when leading in possession time (57-93-1 when not)	121-60-3	➤ when rushing and passing for at least 200 yards	40- 6-0
➤ when making 20-plus first downs	115-57-1	➤ when passing for 200-plus yards	99-82-2
➤ when converting 50 percent or better on 3rd down	68-11-1	➤ when passing for 300-plus yards (11-3-1 400-plus)	31-27-1
➤ when scoring first	112-42-1	➤ when passing for more yards than rushing	91-128-2
➤ with zero turnovers (135-94-2 with two or fewer)	34-18-2	➤ when holding edge in 1st downs & possession time	99-36-2
➤ when holding opponent to 17 points or less	94-13-1	➤ when holding edge in field position	132-40-1
➤ when holding opponent under 100 yards rushing	87-14-1	➤ when not committing a turnover or allowing a sack	15- 2-0
➤ when holding opponent under 300 yards total offense	74-15-1	➤ when out-rushing the opponent	143-21-3
➤ when average field position is CU 30+ (27-3 40+)	125-58-2	➤ when owning the edge in return yards	125-54-2
➤ when play selection is 50 percent rushing calls	144-48-2		

**TRENDS III****MacINTYRE ERA (2013-PRESENT)**

Mike MacIntyre took over the Buffalo program in 2013; here are some numbers through 39 games (**12-28** record):

Category		Category	
➤ when scoring 20 or more points (1-10 when not)	11-18	➤ when leading after three (1-24 trailing, 3-1 tied)	8- 3
➤ when scoring 30 or more points	9- 6	➤ when holding opponent under 70 plays	6- 8
➤ when scoring 40 or more points	8- 1	➤ when holding opponent under 100 yards rushing	3- 0
➤ when scoring 50 or more points	1- 1	➤ when holding opponent under 300 yards offense	6- 0
➤ when holding opponent to 17 points or less	7- 0	➤ when rushing for 200-plus yards	5- 4
➤ in games decided by 7 points or less	3- 9	➤ when rushing for 250-plus yards (1-0 300-plus)	4- 0
➤ with two or fewer turnovers (4-3 with zero)	11-18	➤ when rushing for more yards than passing	5- 4
➤ when turnover margin was plus or even	12-10	➤ with a 100-yard rusher	3- 4
➤ when not throwing an interception or allowing a sack	3- 1	➤ when rushing and passing for at least 200 yards	3- 3
➤ when scoring first (3-20 when not)	9- 8	➤ when passing for 200-plus yards	9-19
➤ when running 90 or more plays	1- 6	➤ with 400-plus yards total offense	10-10
➤ when leading at halftime	8- 6	➤ with 500-plus yards total offense (1-1 with 600-plus)	5- 4
➤ when trailing at halftime (2-2 when tied)	2-20		

**TURNOVERS ARE INDEED COSTLY**

Most head coaches believe that when it comes to turnovers, they are one of the single most important factors in winning or losing ball games. Statistics back up the argument, as the below shows that it is definitely better to take than to give over the last 28 seasons. A closer look:

	Turnovers Committed	Turnovers Forced	+/-	Scoring Off Turnovers PF	PA	+/-
178 WINS	285	436	+ 151	1,426	603	+823
MacINTYRE ERA (12 WINS)	12	26	+14	86	38	+ 48
152 LOSSES (& 4 TIES)	367	234	- 133	554	1295	- 751
MacINTYRE ERA (27 LOSSES)	57	34	-23	73	252	- 179
28-SEASON TOTALS (334 Games)	652	670	+ 18	1,970	1,898	+ 72
MacINTYRE ERA (39 GAMES)	69	60	- 9	159	290	- 131

**POST BYE WEEKS**

Colorado is **25-21** in games following a bye week since 1948, when the Buffaloes joined the Big Seven Conference; CU stopped playing Denver in an annual Thanksgiving game that year and byes became much rarer. In fact, the Buffs had just five bye weeks between 1948 and 1984 (going 3-2; one was created in 1963 after the assassination of JFK). Since 1985, CU has had at least one bye in 27 of 29 seasons, with two weeks off 11 of those years and one season with three idle Saturdays (2001, due to the Sept. 11 terrorist attacks). CU is **22-19** in games following byes dating back to 1985, which includes an **0-4** mark as a member of the Pac-12 Conference (losing to Arizona State in 2012, at Oregon State in 2013 and at USC last year). CU has no bye weeks in 2015.

## 2016 ANNIVERSARIES

The annual listing of what happened years ago, or anniversaries of 5, 10 and 25-year increments:

- 1891** (Nov. 26) After going 0-4 in its first season of intercollegiate football the previous year, and dropping the first four games in '91, Colorado earns its first-ever win in the sport with a 24-4 win on the road against the Colorado Springs Athletic Association.
- 1896** Colorado records its first undefeated season with a 5-0-0 mark, outscoring the five opponents 161-6.
- 1901** After a one-year absence, Fred Folsom returns for his second of three stints as CU head coach, piloting the Buffs to a 5-1-1 mark.
- 1906** Colorado posts perhaps its weirdest record in its football history: 2-3-4, the four ties all of the scoreless variety. CU scored just 28 points but allowed only 32.
- 1911** The 105th anniversary of the third of three 6-0 teams in a row while establishing the school's all-time winning streak of 21 games between 1908 and 1912. Colorado outscored the six opponents 88-5, allowing one field goal on defense and a safety for the only points.
- 1916** The first year of the post-Fred Folsom Era, as CU's legendary coach retired following the 1915 season; Bob Evans takes over but the Silver & Gold go 1-5-1.
- 1921** (Oct. 29) CU travels its furthest east for a football game, some 926 miles, but lose 35-0 at the University of Chicago, then a powerhouse in college football; the only longer trip at the time in program history was a 1915 game against Washington in Seattle, 999 miles from the CU campus. Trains took CU to both locales.
- 1926** CU opens the year with four straight home games, only done three times since (1937, 1943 and 1978 – in all of which the first five were at Folsom Field).
- 1931** (Nov. 26) Colorado defeats Arizona in Tucson, 27-7, on Thanksgiving, the last time (and of three total) Thanksgiving Day games CU has played out of the state.
- 1936** (Nov. 7) **Byron White** sets a school record by scoring 25 points (4 TD, 1 PAT) in a 31-7 win at Utah. White sets up his All-America season the following year by rushing for 643 yards with 1,339 all-purpose yards and 10 touchdowns.
- 1946** Jim Yeager reassumes head coaching position after serving in World War II for two years. An Oct. 12 win at Wyoming (20-0) was played in a blizzard.
- 1951** (Nov. 17) Colorado drills Nebraska in Lincoln, 36-14, in the program's first-ever televised game. **Bill Stern** (play-by-play) and **Ray Michael** (commentary) call the game, produced independently and aired regionally on NBC.
- 1956** (Nov. 4) After giving Oklahoma fits most of the decade, the Sooners roll into Boulder ranked No. 1 in the nation, CU's first-ever against the No. 1 team, and it appears the Buffaloes might finally break through. CU builds a 19-6 halftime lead, only to see OU rally with 21 second half points for a 27-19 win. The Buffs go on to finish 4-1-1 in the Big 7, earning the invitation to the Orange Bowl where CU beat Clemson, 27-21, for the first bowl win in school history.
- 1961** Colorado won its first Big 8 Conference championship, its first league title since 1942 (when it shared the Mountain States crown). The two biggest wins were a 20-19 win over Kansas (after trailing 19-0 early in the fourth quarter), and a 7-6 win over No. 10 Missouri. A 7-0 win at Nebraska remains to this day one of the school's all-time defensive gems: the Buffs held Nebraska to 31 total yards and zero first downs. CU reached No. 6 in the polls but lost to No. 4 LSU in the Orange Bowl, 25-7. **Joe Romig** is named an All-American for the second straight year and earns the Rhodes Scholarship.
- 1966** Colorado finished second in the Big 8 Conference race with a 5-2 mark (7-3 overall), the two league setbacks by a combined three points, 11-10 at Oklahoma State and 21-19 against Nebraska. After losing 24-3 to open the season at No. 20 Miami, the Buffaloes bounce back and win at No. 10 Baylor, 13-7, in a game where CU was on a mission to win after its black players were subject to racist taunts, including on a pregame radio show piped into the team locker room.
- 1971** Artificial surfacing makes its debut in Boulder on Sept. 18 versus Wyoming, as an AstroTurf carpet blanketed Folsom Field; fittingly, it snowed two feet that day and likely prevented cancellation of the game. CU's stunning road upsets of No. 9 Louisiana State and No. 6 Ohio State paved the way for a 10-2 season, as the Big 8 owned the top three spots in the final Associated Press poll after the bowls. With Nebraska (#1), Oklahoma (#2) and Colorado (#3), it was the first and to date only time in history one conference has occupied all top three positions at the end of the year. **Charlie Davis** rushes for a then-record 1,386 yards for the season, including a still-record 342 against Oklahoma State on Nov. 13, while **Cliff Branch** returns an NCAA record four punts for touchdowns. CU caps its first 10-win season with a 29-17 win over No. 15 Houston in the Astro-Bluebonnet Bowl.
- 1976** It's the 40th anniversary of Colorado's second Big 8 Conference title with a 5-2 league record; the Buffs were tied with Oklahoma and Oklahoma State, but CU earned the title via tiebreaker by virtue of its wins over the Sooners (42-31) and Cowboys (20-10). Nine players off the '76 team would be selected in the following spring's NFL Draft, including five in the second round in an 18-pick span between Nos. 35 and 52.
- 1981** The Buffs were 3-8, winning their season opener (45-27 over Texas Tech), homecoming (11-10 over Oklahoma State) and season finale (24-21 against Kansas State). Coach **Chuck Fairbanks** would resign the following June 1 to take a similar job with the New Jersey Generals of the fledgling USFL.
- 1986** Fresh off a season where CU won the NCAA Most Improved Team Award (+5½ games over a 1-10 record in 1984), the Buffaloes open up a disappointing 0-4, the last three of those losses by a combined eight points. CU rallies to win its next five, including a 20-10 win over No. 3 Nebraska which many refer to as the "Turning Point" in the Coach **Bill McCartney** Era. That run set up a battle for first place in the Big 8 and the Orange Bowl berth that went with it against Oklahoma on Nov. 15. But the Sooners end the dream with a 28-0 win in Boulder, in a game where OU did not attempt a single pass.
- 1991** Colorado ties for a third straight Big 8 title with a 6-0-1 mark, as a Nov. 2 tie with Nebraska (19-19) ends a 19-game winning streak in conference play, dating back to the '88 finale. **Lamont Warren** rushes for 830 yards, to this day a single-season best by a CU freshman, and in one of the most daring personnel moves since the days of platoon football, coach **Bill McCartney** plays his starting quarterback, senior **Darian Hagan**, as the team's top punt returner so he can better showcase his talents for professional football.
- 1996** A 33-21 win over Washington gives CU a 10-2 record, its third consecutive 10-win season for the first time in school history. It was also the inaugural season of the Big 12 Conference, and Colorado won its first league game, 24-10, at Texas A&M in a game where the Buffs had the quickest score from scrimmage in their history: after **Ryan Sutter** recovered an A&M fumble on the opening kickoff, **Rae Carruth** scored on a 28-yard end around just 13 seconds into the game. **Koy Detmer** set a school record with 3,156 passing yards, and the 20-4 start over his first two seasons as a college coach by **Rick Neuheisel** ranks as one of the top 5 all-time in NCAA history.
- 2001** A Sept. 15 game at Washington State was cancelled due to the Sept. 11 terrorist attacks on the east coast. CU plays in its first Big 12 Championship game and wins the title with a 39-37 win over Texas in basically a road win at Irving; a 62-36 win over Nebraska the previous week gave the Buffs their first North Division title, as **Chris Brown** rushed for 198 yards and a school-record six touchdowns. **Daniel Graham** wins the John Mackey Award as the nation's top tight end, and is named the school's sixth unanimous All-American. No. 2 Colorado plays in its first (and only) BCS game, but loses to No. 3 Oregon 38-16 in the Fiesta Bowl.
- 2006** **Dan Hawkins** named 23rd full-time head coach at Colorado; **PK Mason Crosby** repeated as first-team All-American, as he was the first placekicker at CU to earn the honor even one time.
- 2011** Colorado officially becomes a member of the Pac-12 Conference, joining along with Utah what was previously known as the Pacific-10; both became members on July 1, 2011. CU wins league titles in men's and women's cross country and claims the postseason men's basketball championship by winning four games in as many days.



## COLORADO BY THE NUMBERS ALL-TIME HISTORIC

- 6-7** Colorado's record in overtime games (**0-0** this year).
- 8** The number of Buffaloes enshrined in the College Football Hall of Fame (six players: Byron White, Joe Romig, Dick Anderson, Bobby Anderson, Alfred Williams, John Wooten, Herb Orvis (to be inducted this December); and one coach: Bill McCartney)
- 16-2** Colorado's record in games since 1972 when not committing a turnover or allowing a quarterback sack (**0-0** this year).
- 16** The number of career interceptions by CU's all-time leader, **S John Stearns** (1970-72).
- 26-10** Colorado's record in games in its history when it has had a 100-yard rusher and a 100-yard receiver in the same game.
- 28** The number of national championships CU has won in its athletic history: 20 skiing, 7 cross country (5 men's/2 women's), 1 football.
- 30** The number of tackles by **LB Jeff Geiser** against Kansas State on Nov. 24, 1973, CU's single game record (5 solo, 25 assists).
- 30** The number of states CU has played a football game in with the most recent addition of Massachusetts in 2014
- 35** The number of career quarterback sacks by CU's all-time leader, **OLB Alfred Williams** (1987-90).
- 42-30** Colorado's all-time record in games decided by one (27-17) or two (15-13) points.
- 53** The number of all-time players who have rushed for 1,000 or more yards in a CU uniform (seventh in the NCAA).
- 52-19** Colorado's record in games against unranked teams in the month of November, dating back to 1989.
- 60** The length of the school record field goal **PK Mason Crosby** made against Iowa State in 2004.
- 62-36** The final score of CU's 2001 win over BCS No. 1 Nebraska, which earned the Buffs the Big 12 North title.
- 64** The length of the pass from **QB Kordell Stewart** to **WR Michael Westbrook** (via **WR Blake Anderson** tip), known as "The Catch" at Michigan.
- 66** The number of wins Colorado has over teams ranked in the Associated Press weekly polls (23rd most all-time; **43** since 1989, 18th most).
- 67** The length of **TB Charlie Davis'** TD run against Oklahoma State on Nov. 13, 1971, one that put him over the 1,000-yard mark for the season.
- 67** The length of **TB Rashaan Salaam's** TD run against Iowa State on Nov. 19, 1994, one that put him over the 2,000-yard mark for the season.
- 72** The number of yards that 64-yard pass was in the air, thrown from the CU 32 to four yards deep in the end zone to rally CU to a 27-26 win.
- 78-15-4** Colorado's record in games from 1989-96, the nation's fourth best overall record in the nation during that time frame.
- 93** The number of wins by Bill McCartney, CU's all-time winningest coach (93-55-5, 1982-94).
- 198, 6** The number of rushing yards and touchdowns, respectively, by **TB Chris Brown** against Nebraska on Nov. 23, 2001 in CU's 62-36 win.
- 222-8** Colorado's all-time record in games when it has scored 35 or more points (**310-22-1** with 30 or more points, with **117-2** with 43 or more).
- 237** The number of players from CU who have played in the National Football League, a top 20 figure nationally.
- 240** The number of national or regional regular season games CU has had on television since 1990, one of the top 10 figures in the nation.
- 242** The number of consecutive games Colorado scored in between 1988 and 2008, the ninth-longest all-time in Division I football.
- 284** The number of receiving yards by **WR Paul Richardson** (vs. California, Sept. 10, 2011), breaking the old mark of **222** first set by **WR Walter Stanley** (vs. Texas Tech, Sept. 12, 1981) and then matched by **WR Rae Carruth** (at Missouri, Nov. 2, 1996).
- 293** The number of times Colorado has been ranked in the Associated Press weekly poll (23rd most all-time).
- 294** The number of career receptions by CU's all-time reception leader, **WR Nelson Spruce** (2012-15).
- 304** The number of wins Colorado has at Folsom Field since it opened on Oct. 1, 1924 (299-158-10).
- 307** The number of career points by CU's all-time scoring leader, **PK Mason Crosby** (2003-06).
- 342** The number of rushing yards by **TB Charlie Davis** against Oklahoma State on Nov. 13, 1971, CU's single-game rushing record.
- 362** The number of all-purpose yards by **TB Rashaan Salaam** at Texas on Oct. 1, 1994, CU's single-game record (317 rushing, 45 receiving).
- 465** The number of passing yards by **QB Mike Moschetti** against San Jose State on Sept. 11, 1999, CU's single-game passing record.
- 486** The number of games announcer **Larry Zimmer** called on the radio for the Buffaloes, the most by anyone in CU history (retired after 2015).
- 493** The number of career tackles by CU's all-time leading tackler, **ILB Barry Remington** (1982-86).
- 533** The number of passing yards against Northeast Louisiana on Sept. 16, 1995, CU's single-game record.
- 551** The number of rushing yards at Arizona on Oct. 11, 1958, CU's single-game record.
- 687** The number of wins Colorado has in its history (25th most all-time).
- 767** The number of yards of total offense against San Jose State on Sept. 11, 1999, CU's single-game record.
- 1,149** The number of receiving yards by **WR Charles Johnson** in 1992, CU's single-season record.
- 1,214** The number of games Colorado has played in its history (127th season of intercollegiate football).
- 2,055** The number of rushing yards **TB Rashaan Salaam** had in 1994 (the fourth at the time with a 2,000-yard season), on his way to the Heisman.
- 3,156** The number of passing yards by **QB Koy Detmer** in 1996, CU's single-season record.
- 3,347** The number of career yards by CU's all-time receiving leader, **WR Nelson Spruce** (2012-15).
- 3,940** The number of career yards by CU's all-time rushing leader, **TB Eric Bieniemy** (1987-90).
- 5,345** The elevation in feet of CU's Folsom Field (field level), the third highest stadium elevation in the FBS (behind Wyoming and Air Force).
- 8,165** The number of career yards by CU's all-time passing leader, **QB Sefo Liufau** (2013-16).
- 8,734** The number of career yards by CU's all-time total offense leader, **QB Sefo Liufau** (2013-16).

## MONTHLY TAB

Dating back to 1989, the Buffs are **61-38** in its last **99** September games, a pretty decent record considering the quality of non-conference schedule CU almost annually plays. Colorado is **53-54-2** in its last **109** October games and **57-47-1** in their last **105** November games (**51-35** against all-comers aside from Nebraska, going 6-12-1 against NU in turkey month, and **52-19** against unranked teams). CU is **5-7** in December games since 1993, including bowls, and is **3-3-1** in August games in its history.





## 2016 OPPONENT SCHEDULES &amp; RESULTS

## COLORADO STATE (2-1)

7	Colorado (Denver)	44
23	TEXAS-SAN ANTONIO	14
47	NORTHERN COLORADO	21
S 24	at Minnesota	
O 1	at WYOMING	
O 8	at UTAH STATE	
O 15	at Boise State	
O 22	at Nevada-Las Vegas	
N 5	at FRESNO STATE	
N 12	at Air Force	
N 19	at NEW MEXICO	
N 26	at San Diego State	

## IDAHO STATE (1-2)

47	SIMON FRASER	3
7	at Colorado	56
7	at Oregon State	37
S 24	at SACRAMENTO STATE	
O 1	at Portland State	
O 15	at Northern Arizona	
O 22	at NORTH DAKOTA	
O 29	at SOUTHERN UTAH	
N 5	at Montana	
N 12	at Eastern Washington	
N 19	at WEBER STATE	

## MICHIGAN (3-0)

63	HAWAII	3
51	CENTRAL FLORIDA	14
45	COLORADO	28
S 24	at PENN STATE	
O 1	at WISCONSIN	
O 8	at Rutgers	
O 22	at ILLINOIS	
O 29	at Michigan State	
N 5	at MARYLAND	
N 12	at Iowa	
N 19	at INDIANA	
N 26	at Ohio State	

## OREGON (2-1)

53	UC DAVIS	28
44	VIRGINIA	26
32	at Nebraska	35
S 24	at COLORADO	
O 1	at Washington State	
O 8	at WASHINGTON	
O 21	at California	
O 29	at ARIZONA STATE	
N 5	at Southern California	
N 12	at STANFORD	
N 19	at Utah	
N 26	at Oregon State	

## OREGON STATE (1-1)

23	at Minnesota	30
37	IDAHO STATE	7
S 24	BOISE STATE	
O 1	at Colorado	
O 8	at California	
O 15	at UTAH	
O 22	at Washington	
O 29	at WASHINGTON STATE	
N 5	at Stanford	
N 12	at UCLA	
N 19	at ARIZONA	
N 26	at OREGON	

## SOUTHERN CALIFORNIA (1-2)

6	Alabama (at Arlington)	52
45	UTAH STATE	7
10	at Stanford	27
S 23	at Utah	
O 1	at ARIZONA STATE	
O 8	at COLORADO	
O 15	at Arizona	
O 27	at CALIFORNIA	
N 5	at OREGON	
N 12	at Washington	
N 19	at UCLA	
N 26	at NOTRE DAME	

## ARIZONA STATE (3-0)

44	NORTHERN ARIZONA	13
68	TEXAS TECH	55
32	at Texas-San Antonio	28
S 24	at CALIFORNIA	
O 1	at Southern California	
O 8	at UCLA	
O 15	at Colorado	
O 22	at WASHINGTON STATE	
O 29	at Oregon	
N 10	at UTAH	
N 19	at Washington	
N 25	at Arizona	

## STANFORD (2-0)

26	KANSAS STATE	13
27	at SOUTHERN CALIFORNIA	10
S 24	at UCLA	
S 30	at Washington	
O 8	at WASHINGTON STATE	
O 15	at Notre Dame	
O 22	at COLORADO	
O 29	at Arizona	
N 3	at OREGON STATE	
N 12	at Oregon	
N 19	at California	
N 26	at RICE	

## UCLA (2-1)

24	at Texas A & M	(OT) 31
42	UNLV	21
17	at Brigham Young	14
S 24	at STANFORD	
O 1	at ARIZONA	
O 8	at Arizona State	
O 15	at Washington State	
O 22	at UTAH	
N 3	at Colorado	
N 12	at OREGON STATE	
N 19	at SOUTHERN CALIFORNIA	
N 26	at California	

## ARIZONA (2-1)

16	Brigham Young (at Glendale)	18
31	GRAMBLING STATE	21
47	HAWAII	28
S 24	at WASHINGTON	
O 1	at UCLA	
O 8	at Utah	
O 15	at SOUTHERN CALIFORNIA	
O 29	at STANFORD	
N 5	at Washington State	
N 12	at COLORADO	
N 19	at Oregon State	
N 25	at ARIZONA STATE	

## WASHINGTON STATE (1-2)

42	EASTERN WASHINGTON	45
28	at Boise State	31
56	IDAHO	6
O 1	at OREGON	
O 8	at Stanford	
O 15	at UCLA	
O 22	at Arizona State	
O 29	at Oregon State	
N 5	at ARIZONA	
N 12	at CALIFORNIA	
N 19	at Colorado	
N 25	at WASHINGTON	

## UTAH (3-0)

24	SOUTHERN UTAH	0
20	BRIGHAM YOUNG	19
34	at San Jose State	17
S 23	at SOUTHERN CALIFORNIA	
O 1	at California	
O 8	at ARIZONA	
O 15	at Oregon State	
O 22	at UCLA	
O 29	at WASHINGTON	
N 10	at Arizona State	
N 19	at OREGON	
N 26	at Colorado	

KEY: ♦—Pac-12 Conference game; †—Mountain West game; ◇—Big Sky Conference game; +—Big Ten Conference game.

## OPPONENTS &amp; 2016 SCHEDULE TIDBITS

The 12 opponents on the 2016 Colorado schedule combined for a **90-65** record in 2015 (58.1 winning percentage); five teams won nine or more games a year ago (three 10-plus), with 10 playing in bowl games (tied for the second most in the nation, behind the 11 USC faced).

- The Buffaloes again have two weeknight games in 2016; CU opened the season on a Friday against Colorado State in Denver, and have a Thursday night affair later in the year against UCLA in Boulder (Nov. 3).
- CU might have the toughest back-to-back road games in consecutive weeks in the nation, traveling to Michigan for a Sept. 17 game and then playing at Oregon on Sept. 24. Others of note: Alabama (Arkansas, Tennessee); Duke (Northwestern, Notre Dame); Mississippi (Arkansas, LSU); Ohio State (Wisconsin, Penn State); Pitt (at Miami, at Clemson); Tennessee (Georgia, Texas A&M); and Wisconsin (Michigan State, Michigan).
- Colorado will travel **9,010** air miles during the regular season this fall, or the equivalent of just over 55 percent around the Earth (24,901 miles at the equator). The round-trip distances of CU's road trips from Boulder to: Colorado State (Denver: 60), Michigan (Ann Arbor: 2,260), Oregon (Eugene: 1,916), USC (Los Angeles: 1,666), Stanford (Palo Alto: 1,858) and Arizona (Tucson: 1,250).
- Colorado will have at least one regular season game on a non-Saturday for the 21st straight season; the Buffs had played the Friday after Thanksgiving from 1996 through 2012, a span of 17 seasons (Nebraska 1995-2010, Utah 2011-12). But in 2013 and since, the rivalry game with the Utes has returned to Saturday as the Pac-12's television partners (ESPN, FOX) are opting for other games for the Friday slots.
- Conference misses: the Buffaloes will not play California or Washington for the second straight year; both will return in 2017, when Oregon and Stanford drop off the schedule (Oregon is the last school that comes off CU's schedule from the North Division, as the Ducks are the only team CU will have played in each of its first six years in the conference).



## BUFF BLEMISHES

Colorado has a history of inflicting blemishes on some of the teams who have traditionally fared well at home. The top five home records last decade (1990-99) belonged to Florida State (55-1-1), Nebraska (62-3), Florida (57-4), Texas A & M (55-4-1) and Kansas State (57-5-1). That's a combined 287-17-3; but of those 20 losses or ties, CU was responsible for five of them. CU won at Nebraska in 1990, at Texas A & M in 1996, and was 2-2-1 at Kansas State in the 90s. The Buffs also snapped the Aggies 22-game home winning streak—started late in 1996, after losses to CU then Texas Tech. In 2001, CU won at Kansas State, snapping a 58-game home winning streak by the Wildcats against unranked teams, and was only the second KSU home loss in a 29-game span. CU almost added Georgia to this list in 2006, but fell 14-13 after leading 13-0 entering the fourth quarter.

## 2016 PAC-12 COMPOSITE SCHEDULE &amp; RESULTS

## Preseason Special (Aug. 26)

California 51, Hawai'i 31 (at Sydney, Australia)

## Week One (Sept. 1-3)

(Sept. 1) UTAH 24, Southern Utah 0

(Sept. 1) MINNESOTA 30, Oregon State 23

(Sept. 2) COLORADO 44, Colorado State 7 (at Denver)

(Sept. 2) STANFORD 26, Kansas State 13

Alabama 52, Southern California 6 (at Arlington)

ARIZONA STATE 44, Northern Arizona 13

BYU 18, Arizona 16 (at Glendale)

Eastern Washington 45, WASHINGTON STATE 42

OREGON 53, UC Davis 28

Texas A&amp;M 31, UCLA 24 (OT)

WASHINGTON 48, Rutgers 13

## Week Two (Sept. 10)

COLORADO 56, Idaho State 7

ARIZONA 31, Grambling State 21

ARIZONA STATE 68, Texas Tech 55

BOISE STATE 31, Washington State 28

OREGON 44, Virginia 26

SAN DIEGO STATE 45, California 40

SOUTHERN CALIFORNIA 45, Utah State 7

UCLA 42, Nevada-Las Vegas 21

UTAH 20, Brigham Young 19

WASHINGTON 59, Idaho 14

## Week Three (Sept. 17)

(Sept. 16) Arizona State 32, TEXAS-SAN ANTONIO 28

\*STANFORD 27, Southern California 10

MICHIGAN 45, Colorado 28

ARIZONA 47, Hawai'i 28

CALIFORNIA 50, Texas 43

NEBRASKA 35, Oregon 32

OREGON STATE 37, Idaho State 7

UCLA 17, BRIGHAM YOUNG 14

Utah 34, SAN JOSE STATE 17

WASHINGTON 41, Portland State 3

WASHINGTON STATE 56, Idaho 6

## Week Four (Sept. 24)

(Sept. 23) \*Southern California at Utah (FS1), 7:00 p.m.

\*Colorado at Oregon (PAC12), 3:30 p.m.

Boise State at Oregon State (FS-1), 1:30 p.m.

\*Stanford at UCLA (ABC), 6:00 p.m.

\*California at Arizona State (ESPN2), 8:00 p.m.

\*Washington at Arizona (PAC12), 8:30 p.m.

## Week Five (Oct. 1)

(Sept. 30) \*Stanford at Washington (ESPN), 7:00 p.m.

\*Oregon State at Colorado (PAC12), 12:30 p.m.

\*Utah at California (PAC12), 4:00 p.m.

\*Arizona at UCLA, TBA

\*Arizona State at Southern California, TBA

\*Oregon at Washington State, TBA

## Week Six (Oct. 8)

\*Colorado at Southern California

\*Arizona at Utah

\*California at Oregon State

\*UCLA at Arizona State

\*Washington at Oregon

\*Washington State at Stanford

## Week Seven (Oct. 15)

\*Arizona State at Colorado

\*UCLA at Washington State

\*USC at Arizona

\*Utah at Oregon State

Stanford at Notre Dame (NBC), 5:30 p.m.

## Week Eight (Oct. 22)

(Oct. 21) \*Oregon at California (ESPN), 8:30 p.m.

\*Colorado at Stanford

\*Oregon State at Washington

\*Utah at UCLA

\*Washington State at Arizona State

## Week Nine (Oct. 29)

(Oct. 27) \*California at USC (ESPN), 8:30 p.m.

\*Arizona State at Oregon

\*Stanford at Arizona

\*Washington at Utah

\*Washington State at Oregon State

## Week Ten (Nov. 5)

(Nov. 3) \*UCLA at Colorado (FS-1), 7:00 p.m.

\*Arizona at Washington State

\*Oregon at USC

\*Oregon State at Stanford

\*Washington at California

## Week Eleven (Nov. 12)

(Nov. 10) \*Utah at Arizona State (FS1), 7:30 p.m.

\*Colorado at Arizona

\*California at Washington State

\*Oregon State at UCLA

\*Stanford at Oregon

\*USC at Washington

## Week Twelve (Nov. 19)

\*Washington State at Colorado

\*Arizona at Oregon State

\*Arizona State at Washington

\*Oregon at Utah

\*Stanford at California

\*Southern California at UCLA

## Week Thirteen (Nov. 26)

(Nov. 25) \*Washington at Wash. State, (FOX/FS1), 1:30 p.m.

(Nov. 25) \*Arizona State at Arizona (ESPN), 7:30 p.m.

\*Utah at Colorado

\*Oregon at Oregon State

\*UCLA at California

Notre Dame at Southern California

Rice at Stanford

## Week Fourteen (Dec. 2)

Pac-12 Championship at Santa Clara, Calif., 7 p.m. (FOX)

All times listed are MDT/MST. \*—denotes Pacific-12 Conference game. Television selections Sept. 24 and beyond are made on 12 days' notice by the Pac-12 television partners (ESPN/ABC, FOX/FOX Sports 1 or 2, Pac-12 Networks); ESPN/ABC also has an option of utilizing a 6-day selection process three times annually. With the advent of the Pac-12 Networks (National; Arizona, Mountain, Oregon, Northern California, Southern California, Washington), all conference games and all home non-league games will again be televised in 2016. ABC's standard afternoon regional telecast window is at 1:30 p.m. MT in addition to a number of prime-time windows (6 p.m. MT; those games will be selected from the Pac-12, American Athletic, ACC, Big 10 or Big 12). ESPN/ESPN 2 will utilize several windows, including a 7 p.m. MT window on Thursdays, with those games preselected ahead of the season.

## 2016 PAC-12 CONFERENCE STANDINGS

## South Division (-1)

School (AP/Coaches)	conference-----					overall-----					Next Up
	W	L	Pct.	Pts	Opp	W	L	Pct.	Pts	Opp	
Arizona State (RV/RV) .....	0	0	.000	0	0	3	0	1.000	144	96	S24 CALIFORNIA
Utah (#24/#23) .....	0	0	.000	0	0	3	0	1.000	78	36	S23 SOUTHERN CALIFORNIA
<b>COLORADO</b> .....	<b>0</b>	<b>0</b>	<b>.000</b>	<b>0</b>	<b>0</b>	<b>2</b>	<b>1</b>	<b>.667</b>	<b>128</b>	<b>59</b>	<b>S24 at Oregon</b>
UCLA (RV/RV) .....	0	0	.000	0	0	2	1	.667	83	66	S24 STANFORD
Arizona .....	0	0	.000	0	0	2	1	.667	94	67	S24 WASHINGTON
Southern California .....	0	1	.000	10	27	1	2	.333	61	86	S23 at Utah

## North Division (+1)

School (AP/Coaches)	conference-----					overall-----					Next Up
	W	L	Pct.	Pts	Opp	W	L	Pct.	Pts	Opp	
Stanford (#7/#6) .....	1	0	1.000	27	10	2	0	1.000	53	23	S24 at UCLA
Washington (#9/#9) .....	0	0	.000	0	0	3	0	1.000	148	30	S24 at Arizona
Oregon (RV/RV) .....	0	0	.000	0	0	2	1	.667	129	89	S24 COLORADO
California (RV/RV) .....	0	0	.000	0	0	2	1	.667	141	119	S24 at Arizona State
Oregon State .....	0	0	.000	0	0	1	1	.500	60	37	S24 BOISE STATE
Washington State .....	0	0	.000	0	0	1	2	.333	126	82	O 1 OREGON

## A LOOK AT THE PAC-12 DIVISIONS

After the Pac-12 announced it was expanding to 12 teams in 2010 with the additions of Colorado (June 10) and Utah (June 17), later that year the divisions in football only were announced: CU and Utah joined Arizona, Arizona State, Southern California and UCLA in the Pac-12 South; the Oregon and Washington schools along with Cal and Stanford would comprise the Pac-12 North. Here's a look at the divisions and the all-time records of each program as listed by the NCAA through games of September 17 (with 2016 records in parenthesis):

PAC-12 SOUTH	Season	Games	W	L	T	Pct.
Arizona (2-1).....	113	1,075	598	444	33	.571
Arizona State (3-0).....	104	998	599	375	24	.611
<b>Colorado (2-1).....</b>	<b>127</b>	<b>1,214</b>	<b>687</b>	<b>491</b>	<b>36</b>	<b>.581</b>
Southern California (1-2).....	124	1,203	814	335	54	.700
UCLA (2-1).....	98	1,029	594	398	37	.595
Utah (3-0).....	123	1,135	655	449	31	.590
<b>Totals .....</b>		<b>6,654</b>	<b>3947</b>	<b>2492</b>	<b>215</b>	<b>.609</b>

PAC-12 NORTH	Season	Games	W	L	T	Pct.
California (2-1).....	121	1,224	653	520	51	.554
Oregon (2-1).....	121	1,165	639	480	46	.568
Oregon State (1-1).....	120	1,151	526	575	50	.479
Stanford (2-0).....	110	1,123	627	447	49	.579
Washington (3-0).....	127	1,196	706	440	50	.610
Washington State (1-2).....	121	1,112	519	548	45	.487
<b>Totals.....</b>		<b>6,971</b>	<b>3670</b>	<b>3010</b>	<b>291</b>	<b>.547</b>

## ALL-TIME PAC-12 HEAD-TO-HEAD SERIES RECORDS

A look at the team versus team football histories in the Pac-12 (won-lost-tied; does not include vacated games):

School	UA	ASU	CAL	COLO	OREG	OSU	STAN	UCLA	USC	UTAH	WASH	WSU	Totals
Arizona	.....	39-39-1	17-14-2	5-13	16-25	22-14-1	14-15	14-23-2	8-31	19-20-2	11-20-1	26-15	192-228- 9
Arizona State	39-39-1	.....	15-18	7-0	16-18	27-13-1	17-12	12-19-1	12-20	20-7	19-14	27-13-2	211-173- 5
California	14-17-2	18-15	.....	5-3	37-36-1	35-32	41-48-6	32-53-1	30-68-5	5-5	39-53-4	45-27-5	302-356-24
<b>Colorado</b>	<b>13-5</b>	<b>0-7</b>	<b>3-5</b>	<b>.....</b>	<b>8-12</b>	<b>3-5</b>	<b>3-6</b>	<b>2-9</b>	<b>0-10</b>	<b>31-28-3</b>	<b>5-9-1</b>	<b>5-4</b>	<b>73-100- 4</b>
Oregon	25-16	18-16	36-37-1	12-8	.....	63-46-10	32-43-1	28-39	20-38-2	20-9	45-58-5	47-34-6	342-344-25
Oregon State	14-22-1	13-27-1	32-35	5-3	46-63-10	.....	25-54-3	16-42-4	11-61-4	11-8-1	34-62-4	47-50-3	254-427-31
Stanford	15-14	12-17	48-41-6	6-3	43-32-1	54-25-3	.....	39-45-3	32-61-3	2-4	40-41-4	40-25-1	331-308-21
UCLA	23-14-2	19-12-1	53-32-1	9-2	39-28	42-16-4	45-39-3	.....	31-46-7	11-3	40-30-2	40-19-1	352-241-21
USC	31-8	20-12	68-30-5	10-0	38-20-2	61-11-4	61-32-3	46-31-7	.....	10-4	51-29-4	59-9-4	455-186-29
Utah	20-19-2	7-20	5-5	28-31-3	9-20	8-11-1	4-2	3-11	4-10	.....	1-8	7-7	96-144- 6
Washington	20-11-1	14-19	53-39-4	9-5-1	58-45-5	62-34-4	41-40-4	30-40-2	29-51-4	8-1	.....	70-32-6	385-318-31
Washington State	15-26	13-27-2	27-45-5	4-5	34-47-6	50-47-3	25-40-1	19-40-1	9-59-4	7-7	32-70-6	.....	226-354-24

## PERCEPTION

Here's a quick fact when it comes to CU and Utah joining the Pac-12: the two are travel partners, and most assumed it wouldn't be a cozy as the other five pairs. Well, first of all, it's not like they travel together, the same teams will roll into Boulder and Salt Lake City the same weekends, and the other schools will host CU and Utah in one order or the other. The campus of CU and Utah are 356 miles apart; did you know Washington and Washington State's campuses are 252 miles apart? And the Arizona schools are separated by 102 miles; the others are all under 40, with USC and UCLA the closest. Bottom line is that CU and Utah are not really that far out of whack (Texas A&M and Texas Tech are further apart than the Buffs and the Utes by some 29 miles).



## FOLSOM FIELD RANKED SEVENTH TOUGHEST PLACE TO PLAY

Yahoo! Sports in 2012 came out with its top 25 toughest places to play list, and lo and behold, Folsom Field came in at No. 7. In ranking CU in that spot, Yahoo! wrote: "Folsom Field, home of the Colorado Buffaloes, is one of the most underrated venues in college sports. The fans here always cheer hard and loud, and they are quite respectful and friendly to visiting fans." The Top 10 were comprised of: 1. Ohio State (*Ohio Stadium*); 2. Florida (*Ben Hill Griffin Stadium, a.k.a. the Swamp*); 3. Louisiana State (*Tiger Stadium, a.k.a., Death Valley*); 4. Auburn (*Jordan-Hare Stadium*); 5. Michigan State (*Spartan Stadium*); 6. Miami, Fla. (*Sun Life Stadium*); **7. Colorado (Folsom Field)**; 8. West Virginia (*Mountaineer Field at Milan Puskar Stadium*); 9. Iowa (*Kinnick Stadium*); 10. Texas A&M (*Kyle Field*). The next Pac-12 school on the list was Oregon (*Autzen Stadium*) at No. 21, with Washington at No. 23 (*Husky Stadium*).

## FOLSOM FIELD #1

*LawnStarter.com* recently ranked its top 16 College Football Stadiums with the Best Natural Scenery, and lo and behold, coming in at the top was CU's own **Folsom Field**. The top 10: **1. Folsom Field (Colorado)**; 2. Lavell Edwards Stadium (BYU); 3. Utah Stadium (Utah); 4. Romney Stadium (Utah State); 5. Rose Bowl (UCLA); 6. Sun Bowl (UTEP); 7. Ryan Field (Northwestern); 8. Scott Stadium (Virginia); 9. Michie Stadium (Army); 10. Kidd Brewer Stadium (Appalachian State); 11. Dowdy-Ficklen Stadium (East Carolina); 12. Dix Stadium (Kent State); 13. Memorial Stadium (California); 14. Kenan Stadium (North Carolina); 15. Memorial Stadium (Kansas); 16. Spartan Stadium (San Jose State).

The same publication ranked CU's natural grass field the third best national behind Iowa State (Jack Trice Field) and Northwestern (Ryan Field).

## 300+ AT FOLSOM

Colorado won its 300th game at Folsom Field in 2013 and is now **304-166-10** in 93 seasons playing its home games at Folsom. The first game at Folsom was Oct. 11, 1924 (*then known as Colorado Stadium, built at a cost of \$75,000*); previous, CU was **73-17-6** at Gamble Field and **19-5** on other grass areas of campus; the Buffs are **396-189-16** all-time at home. Colorado's last winning record at home was in 2010, when the Buffaloes went 4-2; over the 2011-12 seasons, CU was just 1-10 in Boulder before going 3-3 in Folsom in Mike MacIntyre's first season.



## ACTIVE COLORADO CAREER STATISTICAL CHARTS

## RUSHING

Rk	Player (Seasons)	Att.	Yards	Avg.	TD
1	Eric Bieniemy (1987-90) .....	699	3,940	5.63	41
2	Rodney Stewart (2008-11) .....	809	3,598	4.45	25
3	Rashaan Salaam (1992-94) .....	486	3,057	6.29	33
4	Bobby Purify (2000-04) .....	595	3,016	5.07	20
5	Charlie Davis (1971-73) .....	538	2,958	5.50	24
10	Bob Anderson (1967-69) .....	568	2,367	4.17	34
11	Lee Rouson (1981-84) .....	581	2,296	3.95	10
12	Lamont Warren (1991-93) .....	488	2,242	4.59	22
13	Cortlen Johnson (1998-2001) .....	445	2,199	4.94	20
14	Kayo Lam (1933-35) .....	313	2,140	6.84	18
15	Mervin Hodel (1949-51) .....	502	2,102	4.19	24
16	J.J. Flannigan (1987-89) .....	328	2,096	6.39	27
17	Christian Powell (2012-15) .....	461	2,040	4.43	18
20	John Bayuk (1954-56) .....	367	1,943	5.29	23
25	William Harris (1965-67) .....	330	1,585	4.80	4
35	Erich Kissick (1986-89) .....	256	1,297	5.07	8
39	<b>Phillip Lindsay (2014-16) .....</b>	<b>258</b>	<b>1,220</b>	<b>4.73</b>	<b>10</b>
40	Anthony Weatherspoon (1984-86) .....	275	1,193	4.34	7
41	Emerson Wilson (1953-55) .....	261	1,185	4.54	14
42	Jim Kelleher (1973-76) .....	276	1,166	4.22	19
43	Dwayne Cherrington (1996-99) .....	261	1,144	4.38	10
44	James Hill (1990-93) .....	261	1,142	4.38	13
45	<b>Michael Adkins II (2013-16) .....</b>	<b>228</b>	<b>1,141</b>	<b>5.00</b>	<b>12</b>
82	<b>Sefo Liufau (2013-16) .....</b>	<b>244</b>	<b>569</b>	<b>2.33</b>	<b>6</b>
108	<b>Donovan Lee (2014-16) .....</b>	<b>76</b>	<b>409</b>	<b>5.38</b>	<b>3</b>

## PASSING

Rk	Player (Seasons)	Att-Com-Int	Pct.	Yards	TD	Rating
1	<b>Sefo Liufau (2013-16) .....</b>	<b>1169-742-30</b>	<b>63.5</b>	<b>8,165</b>	<b>55</b>	<b>132.54</b>
2	Cody Hawkins (2007-10) .....	1214-667-41	54.9	7,409	60	115.76
3	Joel Klatt (2002-05) .....	1095-666-33	60.8	7,375	44	124.63
4	Kordell Stewart (1991-94) .....	785-456-19	58.1	6,481	33	136.47
5	Tyler Hansen (2008-11) .....	872-505-28	57.9	5,705	35	119.69
6	Koy Detmer (1992-96) .....	594-350-25	58.9	5,390	40	148.95
7	Mike Moschetti (1998-99) .....	607-366-19	60.3	4,797	33	138.36
8	John Hessler (1994-97) .....	627-347-26	55.3	4,788	34	129.09
9	Steve Vogel (1981-84) .....	688-309-33	44.9	3,912	27	96.03
10	Darian Hagan (1988-91) .....	424-213-19	50.2	3,801	27	137.59

## TOTAL OFFENSE

Rk	Player (Seasons)	Rush	Pass	Total	TDR
1	<b>Sefo Liufau (2013-16) .....</b>	<b>569</b>	<b>8,165</b>	<b>8,734</b>	<b>62</b>
2	Kordell Stewart (1991-94) .....	1,289	6,481	7,770	48
3	Cody Hawkins (2007-10) .....	-159	7,409	7,250	67
4	Joel Klatt (2002-05) .....	-130	7,375	7,245	47
5	Tyler Hansen (2008-11) .....	478	5,705	6,183	43

## RECEIVING (Receptions)

Rk	Player (Seasons)	No.	Yards	Avg.	TD
1	Nelson Spruce (2012-15) .....	294	3,347	11.4	23
2	Scotty McKnight (2007-10) .....	215	2,521	11.7	22
3	Michael Westbrook (1991-94) .....	167	2,548	15.3	19
4	Paul Richardson (2010-13) .....	156	2,412	15.5	21
5	Phil Savoy (1994-97) .....	152	2,176	14.3	14
5	Javon Green (1997-2000) .....	136	2,031	14.9	17
7	Rae Carruth (1992-96) .....	135	2,540	18.8	20
8	Derek McCoy (2000-03) .....	134	2,038	15.2	20
9	Charles E. Johnson (1990-93) .....	127	2,447	19.3	15
10	Monte Huber (1967-69) .....	111	1,436	12.9	5
14	<b>Shay Fields (2014-16) .....</b>	<b>101</b>	<b>1,340</b>	<b>13.3</b>	<b>9</b>
15	Darrin Chiaverini (1995-98) .....	97	1,199	12.4	6
17	D.J. Hackett (2002-03) .....	93	1,194	12.8	9
17	Rodney Stewart (2008-11) .....	93	969	10.4	0
19	*Dave Hestera (1981-83) .....	91	1,057	11.6	2
20	Tony Jones (2011-14) .....	90	558	6.2	3
43	<b>Bryce Bobo (2014-16) .....</b>	<b>55</b>	<b>578</b>	<b>10.5</b>	<b>3</b>
52	<b>Devin Ross (2013-16) .....</b>	<b>49</b>	<b>550</b>	<b>11.2</b>	<b>6</b>
59	<b>Phillip Lindsay (2014-16) .....</b>	<b>46</b>	<b>361</b>	<b>7.8</b>	<b>1</b>
64	<b>Donovan Lee (2014-16) .....</b>	<b>43</b>	<b>231</b>	<b>5.4</b>	<b>1</b>
---	<b>Sean Irwin (2013-16) .....</b>	<b>23</b>	<b>322</b>	<b>14.0</b>	<b>1</b>

## RECEIVING (Yards)

Rk	Player (Seasons)	No.	Yards	Avg.	TD
1	Nelson Spruce (2012-15) .....	294	3,347	11.4	23
2	Michael Westbrook (1991-94) .....	167	2,548	15.3	19
3	Rae Carruth (1992-96) .....	135	2,540	18.8	20
4	Scotty McKnight (2007-10) .....	215	2,521	11.7	22
5	Charles E. Johnson (1990-93) .....	127	2,447	19.3	15
10	*Daniel Graham (1998-2001) .....	106	1,543	14.6	11
11	Monte Huber (1967-69) .....	111	1,436	12.9	5
12	<b>Shay Fields (2014-16) .....</b>	<b>101</b>	<b>1,340</b>	<b>13.3</b>	<b>9</b>
13	Dusty Sprague (2004-07) .....	103	1,261	12.2	4
14	Mike Pritchard (1987-90) .....	47	1,241	26.4	10
15	Marcus Stiggers (1996-99) .....	80	1,223	15.1	10
16	Ron Brown (1981-85) .....	57	1,217	21.4	8
17	Darrin Chiaverini (1995-98) .....	97	1,199	12.4	6
18	D.J. Hackett (2002-03) .....	93	1,194	12.8	9
19	Toney Clemons (2010-11) .....	86	1,162	13.5	11
20	*Jon Embree (1983-86) .....	80	1,166	14.6	5
21	Loy Alexander (1983-85) .....	78	1,107	14.2	8
22	Tyler McCulloch (2011-14) .....	88	1,089	12.4	6
23	Dave Logan (1972-75) .....	68	1,078	15.9	4
24	Patrick Williams (2005-08) .....	104	1,070	10.3	3
25	*Christian Fauria (1991-94) .....	98	1,058	10.8	11
60	<b>Bryce Bobo (2014-16) .....</b>	<b>55</b>	<b>578</b>	<b>10.5</b>	<b>3</b>
65	<b>Devin Ross (2013-16) .....</b>	<b>49</b>	<b>550</b>	<b>11.2</b>	<b>6</b>

## ALL-PURPOSE YARDS

Rk	Player (Seasons)	Rush	Rec	KOR	PR	Total
1	Rodney Stewart (2008-11) .....	3,598	969	239	22	4,828
2	Eric Bieniemy (1987-90) .....	3,940	380	31	0	4,351
3	Hugh Charles (2004-07) .....	2,659	552	411	0	3,622
4	Nelson Spruce (2012-15) .....	2	3,347	63	180	3,592
5	Byron White (1935-37) .....	1,864	234	506	973	3,577
6	Herchell Troutman (1994-97) .....	2,487	725	240	91	3,543
7	Bobby Purify (2000-04) .....	3,016	508	0	0	3,524
8	Rashaan Salaam (1992-94) .....	3,057	412	13	0	3,482
9	Charlie Davis (1971-73) .....	2,958	131	75	0	3,164
10	Carroll Hardy (1951-54) .....	1,999	38	853	225	3,115
15	Rae Carruth (1992-96) .....	196	2,540	200	9	2,945
20	Chris Brown (2001-02) .....	2,690	76	0	0	2,766
21	Bob Stransky (1955-57) .....	1,868	37	459	396	2,760
22	Bobby Anderson (1967-69) .....	2,367	68	209	56	2,700
23	Lamont Warren (1991-93) .....	2,242	432	0	0	2,674
24	<b>Phillip Lindsay (2014-16) .....</b>	<b>1,220</b>	<b>361</b>	<b>1,029</b>	<b>0</b>	<b>2,610</b>

## YARDS FROM SCRIMMAGE

Rk	Player (Seasons)	Rush	Rec	Total
1	Rodney Stewart (2008-11) .....	3,598	969	4,567
2	Eric Bieniemy (1987-90) .....	3,940	380	4,320
3	Bobby Purify (2000-04) .....	3,016	508	3,524
4	Rashaan Salaam (1992-94) .....	3,057	412	3,469
5	Nelson Spruce (2012-15) .....	2	3,347	3,349
6	Herchell Troutman (1994-97) .....	2,487	725	3,212
7	Hugh Charles (2004-07) .....	2,659	552	3,211
8	Charlie Davis (1971-73) .....	2,958	131	3,089
9	Lee Rouson (1981-84) .....	2,296	699	2,995
10	Cortlen Johnson (1998-2001) .....	2,199	691	2,890

## SCORING

Rk	Player (Seasons)	TD	2Pt	EP-EPA	FG-FGA	PTS
1	Mason Crosby (2003-06) .....	0	0-0	109-117	66-88	307
2	Will Oliver (2011-14) .....	0	0-0	129-131	50-69	279
3	Eric Bieniemy (1987-90) .....	42	1-1	0-0	0-0	254
4	Jeremy Aldrich (1996-99) .....	0	0-0	87-95	48-64	231
5	Bobby Anderson (1967-69) .....	35	1-2	0-0	0-0	212
10	Mervin Hodel (1949-51) .....	28	0-0	0-0	0-0	168
19	James Mayberry (1975-78) .....	25	0-0	0-0	0-0	150
19	Rodney Stewart (2008-11) .....	25	0-0	0-0	0-0	150
21	Dave Haney (1968-70) .....	0	0-0	86-92	21-35	149
22	Nelson Spruce (2012-15) .....	24	1-1	0-0	0-0	146
23	John Bayuk (1954-56) .....	24	0-0	0-0	0-0	144
24	Bob Stransky (1955-57) .....	21	0-0	12-22	0-0	138
24	Lamont Warren (1991-93) .....	23	0-0	0-0	0-0	138
24	Scotty McKnight (2007-10) .....	23	0-0	0-0	0-0	138
38	<b>Diego Gonzalez (2014-16) .....</b>	<b>0</b>	<b>0-0</b>	<b>51-51</b>	<b>21-33</b>	<b>114</b>

## ACTIVE COLORADO CAREER STATISTICAL CHARTS, CONTINUED

## KICK SCORING

Rk	Player (Seasons)	EP-EPA	FG-FGA	PTS
1	Mason Crosby (2003-06) .....	109-117	66-88	307
2	Will Oliver (2011-14) .....	129-131	50-69	279
3	Jeremy Aldrich (1996-99) .....	87-95	48-64	231
4	Tom Field (1979-83) .....	82-86	36-55	190
5	Aric Goodman (2008-10) .....	93-96	25-47	168
10	Fred Lima (1972-73) .....	59-62	21-45	122
<b>11</b>	<b>Diego Gonzalez (2014-16) .....</b>	<b>51-51</b>	<b>21-33</b>	<b>114</b>
12	Mitch Berger (1991-93) .....	54-56	19-32	111
13	Pete Dadiotis (1976-78) .....	61-64	16-26	109
13	Dave DeLine (1984-87) .....	49-50	20-35	109
15	Tom Mackenzie (1974-75) .....	62-68	14-28	104

## PUNTING

Rk	Player (Seasons)	No.	Yards	Avg.	Long	In 20
1	Mark Mariscal (1999-2002) .....	99	4,632	46.79	68	25
2	Barry Helton (1984-87) .....	153	6,873	44.92	68	44
3	Keith English (1985-88) .....	55	2,457	44.67	77	21
4	Zack Jordan (1950-52) .....	137	6,113	44.62	78	23
5	John Torp (2002-05) .....	205	9,145	44.61	72	65

INSIDE THE 20: O'Neill 95, Torp 65, DiLallo 61, Koleski 51, Berger 44, Helton 44.

## KICKOFF RETURNS

Rk	Player (Seasons)	No.	Yards	Avg.	TD
1	Ben Kelly (1997-99) .....	64	1,798	28.1	3
2	Terrence Wheatley (2003-07) .....	56	1,350	24.1	0
3	Josh Smith (2007-08) .....	50	1,276	25.5	1
4	M.J. Nelson (1986-89) .....	51	1,198	23.5	0
5	Walter Stanley (1980-81) .....	49	1,172	23.9	1
6	Bill Symons (1962-64) .....	43	1,051	24.4	1
<b>7</b>	<b>Phillip Lindsay (2014-16) .....</b>	<b>44</b>	<b>1,029</b>	<b>23.4</b>	<b>0</b>
8	Brian Lockridge (2007-11) .....	44	968	22.0	1
9	Roman Hollowell (1998-2001) .....	44	914	20.8	0
<b>10</b>	<b>Ryan Severson (2013-16) .....</b>	<b>40</b>	<b>872</b>	<b>21.8</b>	<b>0</b>
11	Stephone Robinson (2004-07) .....	49	867	17.7	0
12	Carroll Hardy (1951-54) .....	31	853	27.5	0
13	Billy Waddy (1973-76) .....	32	849	26.5	2
14	Howard Ballage (1976-78) .....	30	764	25.5	2
15	Cliff Branch (1970-71) .....	30	755	25.2	2
<b>21</b>	<b>Donovan Lee (2014-16) .....</b>	<b>23</b>	<b>586</b>	<b>25.5</b>	<b>0</b>

## INTERCEPTIONS

Rk	Player (Seasons)	No.	Yards	Avg.	TD
1	John Stearns (1970-72) .....	16	339	21.2	0
2	Chris Hudson (1991-94) .....	15	204	13.6	2
3	Dick Anderson (1965-67) .....	14	151	10.8	0
3	Terrence Wheatley (2003-07) .....	14	154	11.0	2
5	Tim James (1987-90) .....	13	120	9.2	0
9	Four tied with .....	10	.....	.....	..
<b>22</b>	<b>Tedric Thompson (2013-16) .....</b>	<b>7</b>	<b>160</b>	<b>22.9</b>	<b>0</b>

## TACKLES

Rk	Player (Position, Seasons)	UT	AT	—	TOT	TFL
1	Barry Remington (LB, 1982-86) .....	245	248	—	493	21- 60
2	Matt Russell (LB, 1993-96) .....	282	164	—	446	44-144
3	Greg Biekert (LB, 1989-92) .....	280	161	—	441	33- 73
4	Jordan Dizon (LB, 2004-07) .....	293	147	—	440	35-137
5	Ted Johnson (LB, 1991-94) .....	253	156	—	409	21- 61
6	Laval Short (DL, 1976-79) .....	141	231	—	372	37-239
7	Chad Brown (LB, 1989-92) .....	242	127	—	369	38-169
8	Michael Jones (LB, 1986-89) .....	218	131	—	349	13- 41
9	Thaddeus Washington (LB, 2003-06) .....	202	136	—	338	25- 80
10	Michael Lewis (DB, 1998-2001) .....	225	111	—	336	17- 73
20	Hannibal Navies (LB, 1995-98) .....	182	92	—	274	20- 75
30	Ruben Vaughan (DL, 1975-78) .....	108	145	—	253	28-115
40	Ryan Olson (DT, 1994-97) .....	134	108	—	242	28-107
<b>48</b>	<b>Chidobe Awuzie (DB, 2013-16) .....</b>	<b>193</b>	<b>36</b>	—	<b>229</b>	<b>22- 84</b>
50	Troy Archer (DL, 1974-75) .....	122	103	—	225	23-143
60	Bud Magrum (LB, 1971-72) .....	78	137	—	215	18- 99
<b>65</b>	<b>Addison Gillam (LB, 2013-16) .....</b>	<b>142</b>	<b>66</b>	—	<b>208</b>	<b>20- 81</b>
70	Gary Campbell (LB, 1974-75) .....	97	101	—	198	6- 32
71	Robbie Robinson (DB, 1999-2001) .....	137	60	—	197	4- 18
72	Terrel Smith (DB, 2010-12) .....	130	66	—	196	2- 8
72	Sean Tufts (LB, 2000-03) .....	113	83	—	196	12- 27
74	John Stearns (DB, 1970-72) .....	105	89	—	194	0- 0

75	Rashidi Barnes (DB, 1996-99) .....	122	71	—	193	10- 65
75	Mark Shoop (DL, 1980-82) .....	105	88	—	193	11- 39
<b>75</b>	<b>Kenneth Olugbode (LB, 2013-16) .....</b>	<b>123</b>	<b>70</b>	—	<b>193</b>	<b>5- 17</b>
77	Joel Steed (DL, 1988-91) .....	122	70	—	192	31-109
78	Ron Woolfork (LB, 1990-93) .....	133	57	—	190	53-303
78	Kyle Rappold (DL, 1985-87) .....	115	75	—	190	19- 63
80	Herb Orvis (DL, 1969-71) .....	79	110	—	189	32-214
80	Dave Capra (DL, 1968-70) .....	58	131	—	189	25- 95
<b>87</b>	<b>Tedric Thompson (DB, 2013-16) .....</b>	<b>132</b>	<b>51</b>	—	<b>183</b>	<b>9- 15</b>

## QUARTERBACK SACKS

Rk	Player (Seasons)	No.	Yards
1	Alfred Williams (1987-90) .....	35	242
2	Ron Woolfork (1990-93) .....	33	241
3	Greg Jones (1992-96) .....	25	158
4	Laval Short (1976-79) .....	24½	192
5	Abraham Wright (2004-06) .....	21	151
<b>29</b>	<b>Jimmie Gilbert (2013-16) .....</b>	<b>11</b>	<b>73</b>
<b>38</b>	<b>Derek McCartney (2014-16) .....</b>	<b>9½</b>	<b>48</b>
<b>44</b>	<b>Samson Kafovalu (2012-15) .....</b>	<b>8</b>	<b>49</b>

## TACKLES FOR LOSS

Rk	Player (Seasons)	No.	Yards
1	Alfred Williams (1987-90) .....	59	303
2	Ron Woolfork (1990-93) .....	53	303
3	Greg Jones (1992-96) .....	45	205
4	Matt Russell (1993-96) .....	44	144
5	Leonard Renfro (1989-92) .....	43	142
25	Five tied with .....	25	....
---	<b>Chidobe Awuzie (2013-16) .....</b>	<b>22</b>	<b>84</b>

## PASS DEFLECTIONS

Rk	Player (Seasons)	No.
1	Marcus Washington (1995-97) .....	42
2	Damen Wheeler (1996-99) .....	39
3	Greg Henderson (2011-14) .....	36
3	Ken Crawley (2012-15) .....	36
5	Ben Kelly (1997-99) .....	34
6	Donald Strickland (1999-2002) .....	33
6	Lorenzo Sims (2003-06) .....	33
8	Mickey Pruitt (1984-87) .....	32
9	Phil Jackson (2000-03) .....	29
9	Terrence Wheatley (2003-07) .....	29
11	Dalton Simmons (1992-96) .....	28
12	Deon Figures (1988-92) .....	27
13	Alfred Williams (1987-90) .....	25
13	Cha'pelle Brown (2006-09) .....	25
<b>13</b>	<b>Chidobe Awuzie (2013-16) .....</b>	<b>25</b>
<b>20</b>	<b>Tedric Thompson (2013-16) .....</b>	<b>20</b>

## SPECIAL TEAMS TACKLES

Rk	Player (Seasons)	UT	AT	—	Total
1	Ryan Sutter (1994-97) .....	32	32	—	64
2	Darren Fisk (1995-97) .....	25	23	—	48
3	Ryan Black (1994-97) .....	21	19	—	40
4	Paul Rose (1987-90) .....	14	25	—	39
5	Arthur Jaffee (2008-11) .....	21	13	—	34
5	Terrel Smith (2010-14) .....	24	10	—	34
7	Derrick Webb (2010-13) .....	19	14	—	33
8	Andy Peeke (1998-2001) .....	26	5	—	31
9	Hannibal Navies (1995-98) .....	15	13	—	28
10	Greg Lindsey (1990-93) .....	23	4	—	27
---	<b>Ryan Severson (2013-16) .....</b>	<b>16</b>	<b>4</b>	—	<b>20</b>

## SPECIAL TEAMS POINTS

Rk	Player (Seasons)	Points
1	Ryan Sutter (1994-97) .....	123
2	Arthur Jaffee (2008-11) .....	88
3	Darren Fisk (1995-97) .....	86
4	Derrick Webb (2010-13) .....	81
5	Travis Sandersfeld (2008-11) .....	72
6	Ryan Black (1994-97) .....	68
<b>6</b>	<b>Ryan Severson (2013-16) .....</b>	<b>68</b>
8	Jalil Brown (2007-10) .....	65
8	Terrel Smith (2010-14) .....	65
10	Paul Rose (1987-90) .....	63

## ALL-BLACK UNIFORMS

Colorado has worn its all black uniforms on 48 occasions, when the Buffaloes wear both black jerseys and black pants; the Buffs have also added black helmets to the look, having worn black top-to-bottom on five occasions (CU will also sport black helmets on the road occasionally). A little history on the all-black look: the brainchild of then-head coach Bill McCartney, CU first wore the garb on Nov. 28, 1987 for a game after Thanksgiving at the time; the opponent was CU's old Big 8 rival, Nebraska. The Buffs came out and warmed up in gold pants, and upon returning to the locker room at the conclusion of warm-ups, the players found black pants hanging in their lockers. "It was something we thought about a long time ago," Mac said at the time. "You couldn't do this overnight. We didn't tell the kids, and they were real excited." He went on to say that it was planned a month or so out to give the team a shot of adrenaline prior to kickoff.

## COLORADO / ALL-BLACK UNIFORMS (21-26-1)

Year	Opponent	Result	Year	Opponent	Result	Year	Opponent	Result	Year	Opponent	Result
1987	Nebraska	L 7-24		Missouri	L 31-41	2004	Colorado State	W 27-24		Texas	L 14-38
1988	Oklahoma	L 14-17	1998	Kansas State	L 9-16		Texas	L 7-31		Oklahoma State	L 17-30
1990	Iowa State	W 28-12	1999	Nebraska (OT)	L 30-33		Kansas State	W 38-31	2009	Colorado State	L 17-23
1991	Missouri	W 55-7	2000	Iowa State	L 27-35	2005	Nebraska	L 3-30		Nebraska	L 20-28
1992	Oklahoma	T 24-24	2001	Nebraska	W 62-36	2006	Texas Tech	W 30-6	2011	*Southern California	L 17-42
1993	Nebraska	L 17-21	2002	Kansas State	W 35-31		Kansas State	L 21-34	2012	UCLA	L 14-42
1994	Oklahoma State	W 17-3		Baylor	W 34-0		Iowa State	W 33-16		*Arizona State	L 17-51
1995	Missouri	W 21-0		Texas Tech	W 37-13	2007	c—Colorado St. (OT)	W 31-28	2013	*Arizona	L 20-44
	a—Oregon	W 38-6		Iowa State	W 41-27		Florida State	L 6-16		Southern California	L 29-47
1996	Texas	W 28-24		b—Oklahoma	L 7-29		Nebraska	W 65-51	2014	*Arizona State	L 24-38
	Kansas State	W 12-0	2003	Oklahoma	L 20-34	2008	c—Colorado State	W 38-17		Oregon State	L 31-36
1997	Kansas	W 42-6		Nebraska	L 22-31		West Virginia (OT)	W 17-14	2015	*Southern California	L 24-27

a—Cotton Bowl; b—Big 12 Championship at Houston; c—in Denver (\*—wore black helmets).

**BLACK HELMETS:** Colorado has worn black helmets on 16 occasions in its history, usually with a gold or sometimes a silver logo, but once with a pink logo; CU is 2-14 in the black headgear. The games (\*—matte black; #—worn with a pink logo as part of Blackout Breast Cancer awareness):

Year	Opponent	Result	Year	Opponent	Result	Year	Opponent	Result
1998	BAYLOR	W 18-16	2013	#ARIZONA	L 20-44	2014	*at Oregon	L 10-44
2011	SOUTHERN CALIFORNIA	L 17-42	2013	at UCLA	L 23-45	2015	*OREGON	L 24-41
2011	at UCLA	L 6-45	2013	at Utah	L 17-24	2015	*SOUTHERN CALIFORNIA	L 24-27
2012	ARIZONA STATE	L 17-51	2014	*ARIZONA STATE	L 24-38	2016	IDAHO STATE	W 56-7
2012	at Arizona	L 31-56	2014	*at Southern California	L 28-56			
2013	at Arizona State	L 13-54	2014	*at Arizona	L 20-38			

## OTHER UNIFORM LOOKS

**GOLD HELMET / WHITE UNIS/WHITE PANTS:** 2013 (at Utah, L); 2010 (at Nebraska, L); 2009 (at Kansas State, L); 2008 (at Nebraska, L; at Florida State, L); 2005 (at Miami-Fla., L); 2004 (at Nebraska, W).

**GOLD HELMET / WHITE UNIS/GOLD PANTS:** 2015 (at Oregon State, W); 2014 (at Massachusetts, W); 2013 (CSU in Denver, W; Oregon State, L; at Washington, L); 2008 (at Texas A&M, L); 2007 (at Iowa State, L; at Arizona State, L); 2006 (at Missouri, L; at Georgia, L); 2004 (UTEP, Houston Bowl, W)

**BLACK HELMET/WHITE UNIS/BLACK PANTS (0-5):** 2014 (at USC, L); 2013 (at UCLA, L; at Arizona State, L); 2012 (at Arizona, L); 2011 (at UCLA, L)

**BLACK HELMET/BLACK UNIS/GOLD PANTS (1-0):** 2016 (Idaho State, W).

**BLACK HELMET/SILVER UNIS/BLACK PANTS (0-1):** 2015 (Oregon, L).

**BLACK HELMET/WHITE UNIS/GOLD PANTS (0-1):** 2014 (at Arizona, L).

**BLACK HELMET/WHITE UNIS/WHITE PANTS (0-2):** 2014 (at Oregon, L); 2013 (at Utah, L).

**SILVER HELMET/SILVER UNIS/SILVER PANTS (0-1):** 2015 (Arizona, L).

**SILVER HELMET/WHITE UNIS/SILVER PANTS (0-1):** 2015 (at Hawai'i, L).

**SILVER HELMET/WHITE UNIS/WHITE PANTS (0-1):** 2015 (at Utah, L).

**WHITE HELMET/BLACK UNIS/WHITE PANTS (1-0):** 2015 (Nicholls State, W).

**WHITE HELMET/WHITE UNIS/BLACK PANTS (0-1):** 2015 (at Arizona State, L).

**WHITE HELMET/WHITE UNIS/SILVER PANTS (0-1):** 2015 (at UCLA, L).

**WHITE HELMET/WHITE UNIS/WHITE PANTS (1-0):** 2015 (CSU in Denver, W).

## IN-SEASON BIRTHDAYS

Here's the list of those coaches and players who have birthdays to celebrate during the 2016 season (starting last week of August; \*—denotes on a game day):

<b>Aug. 31</b> Scott Unrein (28)	<b>Sept. 19</b> *Kenneth Olugbode (21)	<b>Oct. 11</b> Colin Sutton (22)	<b>Nov. 10</b> Tim Lynott, Jr. (20)	<b>Dec. 18</b> J.T. Bale (20)
<b>Sept. 1</b> Daniel Talley (21)	<b>Sept. 20</b> Brian Boatman (22)	<b>Oct. 12</b> Darrin Chilverini (39)	<b>Nov. 10</b> T.J. Patterson (22)	<b>Dec. 29</b> Jaleel Awini (24)
<b>Sept. 3</b> Robert Orban (22)	<b>Sept. 21</b> Tyler Henington (23)	<b>Oct. 14</b> Colby Pursell (18)	<b>Nov. 14</b> Trey Udoffia (19)	<b>Dec. 29</b> Davis Price (19)
<b>Sept. 4</b> Juwann Winfree (20)	<b>Sept. 24</b> *Gary Bernardi (62)	<b>Oct. 15</b> *Tony Julmisse (19)	<b>Nov. 17</b> Miguel Rueda (45)	<b>Dec. 30</b> Johnny Huntley (19)
<b>Sept. 5</b> Lucas Cooper (19)	<b>Sept. 24</b> *Xavier Cochrane (21)	<b>Oct. 15</b> *Cameron Silzer (23)	<b>Nov. 19</b> *Terriek Roberts (19)	<b>Dec. 31</b> Frank Umu (20)
<b>Sept. 7</b> Drew Lewis (21)	<b>Sept. 30</b> Isaiah Oliver (20)	<b>Oct. 20</b> Kyle Evans (21)	<b>Nov. 22</b> Derek McCartney (23)	<b>Jan. 2</b> Ryan Severson (22)
<b>Sept. 7</b> Troy Lewis (21)	<b>Oct. 5</b> Sam Bennion (21)	<b>Oct. 25</b> Tim Coleman (21)	<b>Nov. 27</b> Terran Hasselbach (21)	<b>Jan. 3</b> Kabion Ento (20)
<b>Sept. 8</b> Jean Onaga	<b>Oct. 5</b> Sam Bennion (21)	<b>Oct. 29</b> Sefo Liufau (22)	<b>Dec. 1</b> Alex Kelley (24)	<b>Jan. 3</b> Danny Galloway (21)
<b>Sept. 8</b> Lyle Tuiloma (19)	<b>Oct. 5</b> Leo Jackson III (22)	<b>Nov. 3</b> *Ronnie Blackmon (19)	<b>Dec. 5</b> Jim Leavitt (60)	
<b>Sept. 9</b> Dillon Middlemiss (20)	<b>Oct. 9</b> Shane Callahan (23)	<b>Nov. 6</b> David Bagby (23)	<b>Dec. 5</b> Joey Tuggle (22)	
<b>Sept. 11</b> Diego Gonzalez (24)	<b>Oct. 9</b> Sam Noyer (19)	<b>Nov. 9</b> Jimmie Gilbert (22)	<b>Dec. 7</b> Chris Graham (22)	

## 2016 SPECIAL WEEKENDS

The list of special weekends at Folsom Field this fall:

**Sept. 10 (Idaho State):** National Buff Club Cabinet Weekend

**Oct. 1 (Oregon State):** Family Weekend, Living Legends

**Oct. 15 (Arizona State):** Homecoming/Back to Boulder & Ski Ball;  
Herb Orvis Tribute, 1976 CU Orange Bowl team reunion

**Nov. 3 (UCLA):** TBA

**Nov. 19 (Washington State):** CU Athletic Hall of Fame, Military Appreciation

**Nov. 26 (Utah):** Honorary C

## CU IS BLACK & GOLD, BUT FOLSOM IS "GREEN"

The University of Colorado at Boulder established a goal to move toward zero-waste at Folsom Field during the 2008 football season and invest in local carbon-reduction projects. They anticipated recycling or composting at least 90% of the waste generated at Folsom Field and met those goals. According to U.S. Environmental Protection Agency information and other sources, Folsom Field was the first major sports stadium in the nation, professional or collegiate, to collect all materials in recycling or compost containers, eliminate trash cans and transform its materials collections systems into a zero-waste process. For more information, visit Ralphie's Green Stampede at [http://www.cubuffs.com/ViewArticle.dbml?&DB\\_OEM\\_ID=600&ATCLID=1549954](http://www.cubuffs.com/ViewArticle.dbml?&DB_OEM_ID=600&ATCLID=1549954).

## OFFENSE & DEFENSE

Who will be next? Next, as in who will play on both offense and defense in the same game? **George Frazier** was the last to do so on regular basis in the 2014 season, when he appeared for 14 snaps at defensive end for the first time against Arizona State, while lining up for five plays per game at fullback. He became the first Buff to appear on both sides of the ball since 2005 in the process, and continued to do so the remainder of the season. In 2008, **Eugene Goree** was on-call to do so, as the redshirt frosh was both a DT and an OG during the second half of the season; he did appear on both sides of the ball but not in the same game. Through the years, there have been a few players who wind up playing on both sides of the ball in the same game: **DT John Guydon** was the latest to do so, seeing action on defense (13 snaps at tackle) and offense (3 snaps at guard) at Texas on October 15, 2005; it was the first time it happened for a complete series with no gimmicks or special situations since **WR Michael Westbrook** played a series at safety against Baylor in 1993. **DE James Garee** also trotted in on offense in 2005, catching a pass as an end at Miami. **DT Sam Wilder** had been the last before 2005, as he caught a 9-yard pass against Kansas State in 2002. **DT Justin Bannan**, did the same, catching a 12-yard TD pass on his only play at Missouri in 2000. **CB Ben Kelly** tried tailback in 1999 at Texas Tech; he finished with three yards on one carry (a nice 5-yard run was wiped out by a penalty). Between 1994 and 2005, several Buffs played on both sides of the ball, as offensive linemen often played on the goal line or short yardage defense units—**OG Heath Irwin**, **OG Clint Moore**, **OG Chris Naeole**, **OT Melvin Thomas** and **OG Brad Bedell** all did it at one time or another between 1993 and 1998. In 1990, **OLBs Alfred Williams** and **Kanavis McGhee** played some tight end in a 64-3 win over Kansas State (Williams caught a pass for 17 yards, McGhee didn't catch the one thrown his way). The last offensive skill player before Frazier in 2014 to swing over and try some defense was Westbrook (four snaps at strong safety) against Baylor in 1993.

## WHY CU AND NOT UC?

A question often asked of many former Big Eight schools: Why is it the University of Colorado, but the moniker is CU and not UC? (The same applies at Kansas—KU, Missouri—MU, Nebraska—NU and Oklahoma—OU). "Midwestern casualness," said CU historian, the late Fred Casotti. It has always been this way at Colorado, for whatever reason, and at the other four—but seemingly nowhere else in the USA (except for Tulsa, but its midwest, too). In the 1950s, there was a concerted effort to eliminate the use of "CU" on the Boulder campus, both as a symbol and in speech, but Casotti said that no one would buy into it. "Nobody would change," he said. "It's easier to say than U of C, UC sounds like slang or something (as in 'you see'), and it was traditional. By trying to eliminate it, they reinforced it."

## HISTORY OF THE END ZONE "COLORADO"

As in the south end zone, that is. In 1967, the stadium was lowered when the track was removed, and that area remained basically a dirt hill. Former long-time senior associate A.D. **Jon Burianek** said that we tried to grow grass and bushes there, but none took. The first artificial field was installed during the summer of 1971, and that area was then covered with asphalt and the large, block COLORADO was painted on it, then in all-white block lettering. Trim was later added, and at one time, when blue was one of the school colors, the end zone as well as painted blue instead of the familiar black.

## NO. 33 IN THE WORLD

In the latest world university rankings by the *TimesHigherEducation.co.uk*, the **University of Colorado** held its previous position of being the **No. 33** ranked university in the world (which translates to the solar system, the galaxy and the universe). Unlike other rankings that are based more on cost of attendance and class sizes, this ranking is based on teaching (the learning environment, 30%), research (volume, income and reputation, 30%), citations (research influence, 30%), international outlook (staff and students, 7.5%) and industry income (innovation, 2.5%). Nine Pac-12 schools made the Top 100, led by Stanford (No. 2) and California (No. 3); Harvard came in at No. 1 with M.I.T. (No. 4) and the University of Cambridge (U.K., No. 5) rounding out the top five. UCLA (No. 12), Washington (No. 16), Colorado (No. 33, the 25th U.S. school), Southern California (No. 47), Arizona (No. 78), Arizona State (No. 79) and Utah (No. 85) completing the Pac-12 listing. The Big 10 placed 10 schools in the top 100 (Wisconsin has the highest rank – No. 19); the ACC placed four (Duke was its highest at No. 31); the SEC two (Vanderbilt at No. 49, Florida at No. 71) and the Big 12 one (Texas, No. 36).





## 2016 PRESEASON HONORS

as of August 29 a.m.

## PRESEASON ALL-PAC 12 CONFERENCE

CB CHIDOBE AWUZIE (first-team: *collegesportsmadness.com*; second-team: *Athlon Sports*, *Lindy's College Football*, *Phil Steele's College Football*)  
 DT JORDAN CARRELL (fourth-team: *Phil Steele's College Football*)  
 ILB RICK GAMBOA (third-team: *Lindy's College Football*)  
 ILB ADDISON GILLAM (third-team: *collegesportsmadness.com*; fourth-team: *Athlon Sports*; *Phil Steele's College Football*)  
 OT JEREMY IRWIN (third-team: *Phil Steele's College Football*)  
 C ALEX KELLEY (fourth-team: *Athlon Sports*)  
 P ALEX KINNEY (third-team: *Athlon Sports*, *collegesportsmadness.com*; fourth-team: *Phil Steele's College Football*)  
 OG TIM LYNOTT, Jr. (third-team: *Phil Steele's College Football*)  
 OLB DEREK MCCARTNEY (third-team: *Athlon Sports*, *Lindy's College Football*)  
 S TEDRIC THOMPSON (third-team: *Athlon Sports*, *Phil Steele's College Football*, *collegesportsmadness.com*)  
 DT JOSH TUPOU (third-team: *Phil Steele's College Football*, *collegesportsmadness.com*; fourth-team: *Athlon Sports*)

## BUFFALOES ON NATIONAL AWARD LISTS

(WATCH LISTS/NOMINATIONS)

Chuck Bednarik Award (defensive player of the year): **CB Chidobe Awuzie** (one of 90 on official watch list)  
 Earl Campbell Tyler Rose Award (most outstanding offensive player with ties to state of Texas): **SE Sean Irwin** (one of 41 players on official watch list)  
 Paul Hornung Award (most versatile player): **WR Donovan Lee** (one of 43 on official watch list)  
 Bronko Nagurski Award (defensive player of the year): **CB Chidobe Awuzie** (one of 88 on official watch list)  
 Polynesian Player of the Year (most outstanding player of Polynesian Ancestry): **QB Sefo Liufau**, **DT Josh Tupou** (two of 38 players on official watch list)  
 Senior Bowl Watch List (January 28 All-Star game): **CB Chidobe Awuzie**, **Tedric Thomson**, **Josh Tupou**  
 Jim Thorpe Award (top defensive back): **CB Chidobe Awuzie** (one of 39 on official watch list)  
 Doak Walker (top running back): **TB Phillip Lindsay** (one of 77 on official watch list)  
 Danny Wuerffel Award (athletic, academic & community achievement): **QB Sefo Liufau** (one of 88 on official watch list)  
 NCAA Scholar-Athlete Nomination (postgraduate scholarship): **ILB Ryan Severson** (3.426 GPA, Business Administration)  
 AFCA Good Words Team (community service; 12 are honored): **OLB Derek McCartney** (one of 81 official nominations)

## NATIONAL TOP 100 PLAYER RATINGS

Cornerbacks: Chidobe Awuzie (No. 4, *Pro Football Focus*; No. 11, *Phil Steele's*)  
 Inside Linebackers: Addison Gillam (No. 26, *Phil Steele's College Football*)  
 Offensive Tackles: Jeremy Irwin (No. 41, *Phil Steele's College Football*)  
 Quarterbacks: Sefo Liufau (No. 44, *Athlon Sports*)

Strong Safeties: Tedric Thompson (No. 17, *Phil Steele's College Football*)  
 Tight Ends: Sean Irwin (No. 38, *Phil Steele's College Football*)  
 Overall: Chidobe Awuzie (No. 89, *nfl.com*; the No. 19 DB and No. 11 CB)  
 Pac-12: Chidobe Awuzie (No. 21 overall, *ESPN.com*)

## NATIONAL UNIT RATINGS

Defensive Backs: No. 40 (*Phil Steele's*)Linebackers: No. 32 (*Phil Steele's*)Special Teams: No. 45 (*Phil Steele's*)

## PRESEASON TEAM RATINGS

Publication	National	P-12 South	Publication	National	P-12 South	Publication	National	P-12 South
Phil Steele's College Football	*No. 50	t-5th	Lindy's Pac-12 Football	No. 71	6th	Pac-12 Summer Media Poll	.....	6th
Cap Heresy	No. 55	6th	CompugherRankings.com	No. 79	6th	McIllece Sports	.....	6th
CollegeFootballPoll.com	No. 58	5th	Sports Formulator	*No. 83	6th	The Sporting News	.....	6th
ESPN FB Preview Magazine	No. 59	6th	CBSSports.com	No. 94	6th	USA Today	.....	6th
Athlon Sports	No. 61	6th	Arena Fanatic	.....	t-4th	*—power ranking.		
collegesportsmadness.com	No. 64	6th	Game Plan Magazines	.....	5th			
Collegefootballnews.com	No. 65	6th	Gold Sheet	.....	6th			

## SPRING TEAM AWARDS

Eddie Crowder Award (Outstanding Leadership)

CB Chidobe Awuzie &  
TE Sean Irwin

Dan Staveland Award (Most Improved Defensive Lineman)

Tim Coleman

Fred Casotti Award (Most Improved Offensive Back)

QB Steven Montez

Bill McCartney Award (Most Improved Special Teams Player)

P Alex Kinney

Joe Romig Award (Most Improved Offensive Lineman)

Isaac Miller

John Wooten Award (Outstanding Work Ethic)

C Tim Lynott, Jr.

Hale Irwin Award (Most Improved Defensive Back)

Afolabi Laguda

Dick Anderson Award (Outstanding Toughness)

FB George Frazier &amp;

Greg Biekert Award (Most Improved Linebacker)

N.J. Falo

Jim Hansen Award (Outstanding Academics)

S Ryan Moeller

OG Gerrad Kough

## BUFFS BACK ON TV IN DENVER; "THE RISE" GOES NATIONAL

Two new "all-Colorado" sport programs debuted last week, as CU has been without a weekly television presence in Denver since the 2011-12 athletic year:

**The Buffalo Stampede** returned with a new format and a new home: **Altitude Sports** (Comcast Ch. 25/725 HD). The show initially airs on Wednesday nights at 11:00 p.m., with several replays over the following two days. It will run through the men's and women's basketball seasons.

**"The Rise"** is the latest video series produced by CU's acclaimed football video staff; it is following the Colorado Buffaloes through the 2016 season. This team has a large senior class with more experience and skill than any of the previous MacIntyre-coached teams at CU. "The Rise" will be an interview driven narrative featuring and following the seniors through this journey. Six to eight episodes will cover the season from camp to bowl week. "The Rise" will be cinematic, yet organic, featuring behind-the-scenes footage and a narrative told by the seniors and coaches. It premiered on **Aug. 31** and can be seen on Pac-12 Mountain and CUBuffs.com.

## 2016 COLORADO FOOTBALL LETTERMAN PICTURE

Colorado has **61** lettermen returning for 2015 (59 from the 2015 team, with three others from past years); they break down into **28** on offense, **30** on defense and **3** specialists; the Buffs lose **27** lettermen off the 2015 squad (**11** offense/**15** defense/**1** specialist). CU returns **18** starters from last season (**9** offense/**9** defense), losing **4** (**2** offense/**2** defense); several positions had multiple personnel shuttle in and out, so there are several other players back with starting experience. The 2015 starters are listed in bold (six or more starts); \*—denotes letters earned primarily on special teams; #—lettered but injured early in the 2015 season and has been submitted for medical hardships. The breakdown (positions for returning players are their 2015 spots):

## OFFENSE

Position	Returning (28)	Lost (11)
WR (x)	Bryce Bobo	Nelson Spruce
WR (z)	<b>Shay Fields</b> , Lee Walker, *Robert Orban	*Colin Johnson ( <i>holder</i> )
WR (h)	<b>Devin Ross</b> , Jay MacIntyre, Joey Hall	
LT	#Jeromy Irwin	Stephane Nembot
LG	<b>Gerrard Kough</b> , *Josh Kaiser	
C	<b>Alex Kelley</b> , Sully Wiefels	Vincent Arvia
RG	<b>Jonathan Huckins</b> , Shane Callahan, Colin Sutton	
RT	<b>Sam Kronshage</b> , John Lisella II	Ed Caldwell
TE	<b>Sean Irwin</b> , Dylan Keeney, Chris Hill, Brian Boatman	Hayden Jones
QB	<b>Sefo Liufau</b> , Jordan Gehrke	Cade Apsay
TB	<b>Phillip Lindsay</b> , Michael Adkins, Kyle Evans, Donovan Lee	Christian Powell, Patrick Carr
FB	George Frazier	Jordan Murphy, John Finch

## DEFENSE

Position	Returning (30)	Lost (15)
SLB	<b>Derek McCartney</b> , Tim Coleman, Terran Hasselbach	De'Jon Wilson ( <i>from 2014</i> )
DT	Jase Franke, #Eddy Lopez	<b>Justin Solis</b> , Tyler Henington ( <i>from 2013</i> )
DT	<b>Jordan Carrell</b> , Samson Kafovalu, Josh Tupou ( <i>from 2014</i> )	Clay Norgard, John Paul Tusso ( <i>from 2013</i> )
DE	<b>Leo Jackson III</b> , Michael Mathewes, *Aaron Howard	Blake Robbins, Garrett Gregory
MLB	<b>Rick Gamboa</b> , #Addison Gillam, N.J. Falo, Christian Shaver	
JLB	<b>Kenneth Olugbode</b> , *Ryan Severson, *Travis Talianko ( <i>from 2014</i> )	Grant Watanabe
WLB	Jimmie Gilbert, Jaleel Awini, *Deaysean Rippy ( <i>from 2014</i> )	*Hunter Shaw
CB	<b>Ahkello Witherspoon</b> , Nick Fisher, *Andrew Bergner	
SS	<b>Tedric Thompson</b> , *Jaisen Sanchez	Marques Mosley
NB	<b>Chidohe Awuzie</b>	John Walker ( <i>from 2014</i> )
FS	<b>Ryan Moeller</b> , Afolabi Laguda	Jered Bell, Evan White
CB	Isaiah Oliver	<b>Kenneth Crawley</b> , Yuri Wright ( <i>from 2014</i> )

## SPECIALISTS

Position	Returning (3)	Lost (1)
P	<b>Alex Kinney</b>	
PK	<b>Diego Gonzalez</b> (PK), <b>Chris Graham</b> (KO)	
SN		Wyatt Tucker Smith

## 2016 COLORADO FOOTBALL STAFF

Head Coach	Mike MacIntyre ( <i>Georgia Tech '89</i> )
Co-Offensive Coordinator / Quarterbacks	Brian Lindgren ( <i>Idaho '04</i> )
Co-Offensive Coordinator / Receivers	Darrin Chiaverini ( <i>Colorado '99</i> )
Offensive Line	Klayton Adams ( <i>Boise State '05</i> )
Running Backs	Darian Hagan ( <i>Colorado '96</i> )
Tight Ends / H-Backs	Gary Bernardi ( <i>Cal State-Northridge '76</i> )
Defensive Coordinator / Linebackers	Jim Leavitt ( <i>Missouri '78</i> )
Defensive Line	Jim Jeffcoat ( <i>Arizona State '82</i> )
Secondary / Cornerbacks	Charles Clark ( <i>Mississippi '07</i> )
Secondary / Safeties	Joe Tumpkin ( <i>Michigan Tech '94</i> )
Offensive Graduate Assistant	Peter Tuitupou ( <i>San Jose State '13</i> )
Offensive Graduate Assistant	John Hughes ( <i>Humboldt State '12</i> )
Defensive Graduate Assistant	Cory Edsall ( <i>Maryland '15</i> )
Defensive Graduate Assistant	Chidera Uzo-Diribe ( <i>Colorado '14</i> )
Director of Football Operations	Bryan McGinnis ( <i>San Jose State '07</i> )
Director of Recruiting	Adam Toyama ( <i>Hawaii '04</i> )

Director of Player Personnel	Brad Forsyth ( <i>Illinois Wesleyan '90</i> )
Director of Quality Control/Offense	Daniel Da Prato ( <i>UL-Monroe '03</i> )
Director of Quality Control/Defense	Nate Taye ( <i>San Jose State '13</i> )
Director of Quality Control/Special Teams	Matt Thompson ( <i>Fort Lewis '05</i> )
Director of Football Academics	Katie Bason ( <i>Wake Forest '05</i> )
Assistant Director of Recruiting	A. J. Baer ( <i>Washington State '11</i> )
Operations & Recruiting Assistant	Scott Unrein ( <i>Colorado '11</i> )
Intern	Erik Aunese ( <i>Colorado Mesa '16</i> )
Intern	Matt Bryson ( <i>Oklahoma State '10</i> )
Intern	Cory Hall ( <i>Colorado '16</i> )
Director of Strength & Conditioning	Drew Wilson ( <i>King's College '00</i> )
Asst. Strength & Conditioning Coach	MT Eisner ( <i>Fairfield '08</i> )
Asst. Strength & Conditioning Coach	Justin Geyer ( <i>Mt. St. Joseph '10</i> )
Asst. Strength & Conditioning Coach	Jeremy Layport ( <i>Cal Lutheran '02</i> )
Asst. Strength & Conditioning Coach	Steve Englehart ( <i>SE Louisiana '05</i> )

## NATIONAL IMPROVEMENT

In terms of scoring defense, the Buffaloes were the fifth-most improved unit in 2015 from 2014 numbers (third among Power 5 schools). Colorado allowed 39.0 points in 2014, but cut that back to 27.5 last fall, or **11.5** points fewer. The four ahead of CU: Georgia State 15.0 (43.3 to 28.3), North Carolina 14.5 (39.0 to 24.5), Western Kentucky 14.0 (39.9 to 25.9) and Vanderbilt 12.3 (33.3 to 21.0). In conference games, the Buffs improved by 10.7 points (43.0 to 32.3), and overall allowed 30 or more points just five times as compared to 11 times in 2014.

## COLORADO 44, COLORADO STATE 7

SEPTEMBER 2, 2016

SAF AT MILE HIGH, DENVER

**DENVER** — Starting fast offensively and rock solid defensively, the Colorado Buffaloes opened the 2016 season with a convincing 44-7 win over Colorado State on a Friday night at Sports Authority Field at Mile High.

The Buffs rolled up 578 yards of total offense — their most in a season opener in 22 years — and held the Rams to 225. CU was in control from the start, holding the Rams to three plays and out on the game's first series and then marching 73 plays in 11 yards to take a 7-0 lead just four-plus minutes into the game and the rout was on.

CU senior Sefo Liufau, playing his first game since successfully rehabilitating from a Lisfranc (foot) injury, completed 23-of-33 passes for 318 yards and one touchdown, becoming the school's career leader in passing yardage (7,715).

**HOW IT HAPPENED:** CU scored on three of its first four possessions and led 24-0 with 13:59 left in the first half. By the end of the first quarter, the Buffs offense had outgained the Rams 253-10, with the CU defense emphatically answering the pressing pregame question about stopping the CSU run game. And the Buffs' up-tempo offense was up-and-running (and passing) early. The Buffs were fast: Their four first-half TD drives required 2:59, 1:56, 1:09 and 1:01.

CU's first scoring march was its longest in both time required (2:59) and distance covered (73 yards, 11 plays). Tailback Phillip Lindsay ran for 38 yards during the drive and Liufau completed two of three passes for 22 yards.

Liufau carried twice in that march, gaining eight yards on first down from the CSU 13, then fumbling at the goal line on second down. But his 310-pound center, Alex Kelley, smothered the football in the end zone.

Four more scores would follow in quick succession — a 17-yard Liufau to Devin Ross pass, a 1-yard Lindsay run, a 30-yard Diego Gonzalez field goal, and another 1-yard Lindsay dive that made it 31-0; the latter followed a 46-yard one-handed catch by Bryce Bobo that he hauled in before stepping out at the CSU 1-yard line.

In addition to his 30-yard field goal, Gonzalez kicked four PATs, extending his streak to 39 straight over last season and this. Through Friday night's first half, CU kicking specialists had made 142 straight extra points.

CU outgained CSU 364-79 in total yardage in the first half, including holding a 248-22 passing yards advantage. The Rams used two quarterbacks — starter Nick Stevens, transfer Faton Bauta — who combined to go 6-of-17 with one interception. That pick was by Chidobe Awuzie, who picked off Stevens late in the first half to set up the Buffs at their own 41-yard line. Lindsay scored on his second 1-yard dive five plays later.

CU increased its lead to 37-0 on a pair of third-quarter Gonzalez field goals (29, 22 yards) and took its shutout into the final quarter. The Rams finally scored on the first play of the fourth quarter, getting a 5-yard TD pass from Bauta to Marcus Wilson.

Liufau left the game after fumbling the ball away after a jarring tackle on a keeper with 12:38 remaining. CSU took over at its 33 but couldn't capitalize on the turnover.

But he returned on the next series, marching the Buffs 50 yards in 11 plays for their final score. The touchdown came on a 1-yard leap by former walk-on tailback Kyle Evans, who was awarded a scholarship midway through preseason camp. Gonzalez's PAT pushed CU's lead to 44-7 with 4:24 remaining. Seeing his first college action, redshirt freshman QB Steven Montez spelled Liufau on the Buffs' final possession.

**TURNING POINT:** The tone was set early by the CU 'D.' The Buffs held the Rams to 10 yards on 15 first-quarter plays, limiting them to 8 yards rushing and sending a decisive early message about stopping the CSU running game. The Rams didn't register their initial first down until 10:23 remained before halftime, and that possession ended three plays later with their sixth punt of the first half.

**CU STANDOUTS:** Lindsay: 20 carries, 95 yards, 2 TDs; Liufau: 23-33, 318 yards, 1 TD; Awuzie: nine tackles (eight solo), four third down stops and the interception.

Colorado State.....	0	0	0	0	—	7
COLORADO .....	21	10	6	7	—	44

SCORING	Score	Time	Qtr
COLORADO — Kelley recovered fumble in the end zone (Gonzalez kick)	7- 0	10:31	1Q
COLORADO — Ross 17 pass from Liufau (Gonzalez kick)	14- 0	7:38	1Q
COLORADO — Lindsay 1 run (Gonzalez kick)	21- 0	1:39	1Q
COLORADO — Gonzalez 30 FG	24- 0	13:59	2Q
COLORADO — Lindsay 1 run (Gonzalez kick)	31- 0	2:46	2Q
COLORADO — Gonzalez 29 FG	34- 0	10:43	3Q
COLORADO — Gonzalez 22 FG	37- 0	4:05	3Q
Colorado State — Wilson 5 pass from Bauta (Bryan kick)	37- 7	14:57	4Q
COLORADO — Evans 1 run (Gonzalez kick)	44- 7	4:24	4Q

**Attendance:** 69,850    **Time:** 3:45

**Weather** (82°): mostly clear skies, 27% humidity, 4 mph winds from the east

TEAM STATISTICS	COLORADO	CSU
First Downs.....	28	12
Third Down Efficiency (Fourth).....	12-19 (1-1)	5-16 (1-3)
Rushes—Net Yards .....	56-260	35-162
Passing Yards .....	318	63
Passes (Att-Comp-Int).....	33-23-0	29-12-2
Total Offense.....	578	225
Return Yards .....	53	0
Punts: No-Average.....	2-45.0	6-43.3
Fumbles: No-Lost.....	3-2	2-2
Penalties/Yards .....	4/35	2/15
Quarterback Sacks—Yards.....	2-24	1-6
Time of Possession .....	34:36	25:24
Drives/Average Field Position .....	13/C36	13/CS28
Red Zone: Scores-Attempts (Points).....	8-8 (44)	1-1 (7)

## INDIVIDUAL STATISTICS

**Rushing—Colorado:** Lindsay 20-95, Liufau 14-66, Evans 8-41, Lee 10-41, Bisharat 4-17. **CSU:** Dawkins 14-88, Bauta 4-39, Hawkins 1-17, Kinsey 5-13, Matthews 7-13, Gallup 1-12, Clark 1-4, Stevens 2-minus 24.

**Passing—Colorado:** Liufau 33-23-0, 318, 1 td. **CSU:** Stevens 20-6-2, 31, 1 td; Bauta 9-6-0, 32, 0 td.

**Receiving—Colorado:** Ross 8-97, Bobo 5-99, Fields 3-79, Lindsay 3-23, Lee 2-12, MacIntyre 2-8. **CSU:** Gallup 4-38, Dawkins 3-9, Peralta 2-11, Wilson 2-7, Long 1-minus 2.

**Punting—Colorado:** Kinney 2-45.0 (45 long, 0 In20). **CSU:** Hunt 6-43.3 (57 long, 2 In20).

**Punt Returns—Colorado:** MacIntyre 2-19. **CSU:** none. **Kickoff Returns—Colorado:** Lindsay 1-26. **CSU:** Dawkins 1-35.

**Tackle Leaders—Colorado:** Awuzie 8,1—9; Olujobode 5,1—6; Thompson 3,3—6; Laguda 4,1—5; Gamboa 3,2—5; Moeller 1,3—4; Carrell 3,0—3; Kafovalu 3,0—3; Gillam 2,1—3; Tupou 1,2—3; McCartney 1,2—3; Franke 2,0—2; Gilbert 1,1—2. **CSU:** Davis 17,2—19; Schlager 11,0—11; Sweet 6,2—8; Colorito 4,2—6; Lovingood 4,1—5; Taylor 4,1—5.

**Quarterback Sacks—Colorado:** Gilbert 1-16, Olujobode 1-8. **CSU:** Buys 1-6.

**Interceptions—Colorado:** Thompson 1-20, Awuzie 1-14. **CSU:** none. **Passes Broken Up—Colorado:** Witherspoon 2, Awuzie, Gamboa, Thompson. **CSU:** Simmons 2.

## GAME NOTES

The announced attendance of **69,850** was the most in the series since 2003 (76,219); Colorado sold **33,486** tickets (**9,217** student) for the game, accounting for that number despite season ticket holders of just under 2,800 tickets opted out for the game to receive an equal value in number for a Pac-12 game ... Colorado's **31-0** halftime lead was its largest since Nov. 15, 2003, when it led Iowa State 37-0 in Ames (an eventual 44-10 win) ... CU's **44** points were the most in the series by either team since 1996, when the Buffs won 48-34 in Fort Collins, and the 37-point win was the most lopsided in the series since a 47-7 CU win in 1956 (and the largest in an opener since 1988, when CU beat Fresno State in Boulder, 45-3) ... The **578** yards on offense by the Buffaloes were their most in a season opener since 1994 (649 in a 48-13 win over NE Louisiana), with the **225** yards allowed the fewest by an opponent in an opener since 1998 (CSU: 202 in a 42-14 Buff win) ... **C Alex Kelley** scored the first TD by a Buff offensive lineman since Oct. 28, 1995, when **OG Heath Irwin** recovered a fumble in the end zone in a 44-21 loss to Nebraska; Kelley became the first offensive lineman in CU history to score the team's first points of the year ... The Buffs outgained CSU, 253-10, in the first quarter (14 of CSU's first 18 plays went for three yards or less) as the Rams opened the game with six three-and-outs. In the first half, CSU ran nine plays in CU territory for minus-2 yards.

## COLORADO 56, IDAHO STATE 7

SEPTEMBER 10, 2016

FOLSOM FIELD, BOULDER

**BOULDER** — Colorado won its second straight game with a record-setting performance at Folsom Field, rolling to a 56-7 win over visiting Idaho State in the home opener to start the season 2-0.

Sefo Liufau threw for 204 yards and two touchdowns, and added 54 yards and another score running the ball as the Buffaloes pulled away from the Bengals early and would play 71 of 86 players that dressed for the game.

The Buffs tied school records for the most points in the second quarter (35) and first half (49), and set a school record for the largest halftime lead (49-0), eclipsing a 49-7 edge they held against Northeast Louisiana in 1995.

**HOW IT HAPPENED:** The Buffs thoroughly dominated the game in every regard, putting it away before halftime.

CU scored on seven of its eight possessions in the first half. Colorado quarterback Sefo Liufau was 15-for-18 for 204 yards and two touchdowns in the first half, and also ran for 54 yards and a score before intermission. Phillip Lindsay added a pair of rushing touchdowns and Devin Ross and Kabion Ento each had a touchdown reception. Ento also added another touchdown catch in the third quarter for CU's final points of the day.

Colorado led 14-0 after the first quarter, opening with a 15-yard Liufau touchdown pass to Ross, followed by a 6-yard Lindsay run.

The Buffs then added five more touchdowns in the second quarter, with Lindsay adding another score from 2 yards, Kyle Evans rushing 1 yard for a touchdown, Liufau throwing to Chris Hill for a 4-yard score and Liufau running in from 19 yards out. CU backup quarterback Steven Montez then got into the act, completing a 69-yard touchdown pass to Ento on his first pass attempt as a collegian. Ento's touchdown was also the first time he touched the ball as a Buff.

Colorado finished with 597 yards offense, the Buffs' second straight week with at least 500 yards, following a 578-yard effort in an opening 44-7 win over Colorado State.

Defensively, the Buffs were equally dominant, holding the Bengals to 96 yards offense — 29 rushing and 67 passing. Colorado also did not allow Idaho State to cross midfield in the first half, and allowed just seven first downs for the entire game (three in the first half).

**TURNING POINT:** After punting on their second possession of the day, the Buffs defense forced a three-and-out and the offense came back to drive 61 yards in five plays for a touchdown to go up 14-0, opening the gate for six straight CU touchdowns.

**KEY STATISTIC:** The Bengals averaged just 1.7 yards per offensive play while the Buffs averaged 6.8 per snap.

**NOTEWORTHY:** An interception from true freshman Tony Julmisse extended CU's streak with at least one defensive takeaway to 15 games, best in the nation. ... It is the first 2-0 start by the Buffs since 2013, when Mike MacIntyre's first CU team beat CSU and Central Arkansas to open the year. ... CU played 71 of the 86 players who dressed for the game. ... It was the first time CU has gained 500-plus yards in back-to-back games since Nov. 9-16, 2002.

**QUOTEWORTHY:** "I think we just go out there and play as hard as we can play. The whole key of the first two games goes back to practice. It doesn't go to what happened in the game, it goes to how we practice and how we focus and prepare." — CU coach Mike MacIntyre

"I just think we are executing at a higher level. I think we're holding ourselves to a higher standard." — Liufau

Idaho State.....	0	0	7	0	—	7
COLORADO .....	14	35	7	0	—	56

SCORING	Score	Time	Qtr
COLORADO — Ross 15 pass from Liufau (Gonzalez kick)	7- 0	10:02	1Q
COLORADO — Lindsay 6 run (Gonzalez kick)	14- 0	2:51	1Q
COLORADO — Lindsay 2 run (Gonzalez kick)	21- 0	14:16	2Q
COLORADO — Evans 1 run (Gonzalez kick)	28- 0	12:13	2Q
COLORADO — Hill 4 pass from Liufau (Gonzalez kick)	35- 0	6:07	2Q
COLORADO — Liufau 19 run (Gonzalez kick)	42- 0	4:21	2Q
COLORADO — Ento 69 pass from Montez (Gonzalez kick)	49- 0	0:35	2Q
COLORADO — Ento 19 pass from Montez (Graham kick)	56- 0	6:20	3Q
Idaho State — Ford 3 run (Johnson kick)	56- 7	1:48	3Q

**Attendance:** 39,505    **Time:** 3:13

**Weather (77°):** sunny skies, 17% humidity, 5 mph winds from the northeast

TEAM STATISTICS	COLORADO	IDAHO STATE
First Downs.....	32	7
Third Down Efficiency (Fourth).....	11-18 (1-2)	2-14 (0-1)
Rushes—Net Yards .....	57-262	13-29
Passing Yards .....	335	67
Passes (Att-Comp-Int).....	31-22-0	42-20-1
Total Offense.....	597	96
Return Yards .....	31	23
Punts: No-Average.....	4-41.8	11-41.3
Fumbles: No-Lost.....	1-1	0-0
Penalties/Yards .....	5/37	8/78
Quarterback Sacks—Yards .....	1-3	0-0
Time of Possession .....	36:36	23:24
Drives/Average Field Position .....	15/C35	16/IS26
Red Zone: Scores-Attempts (Points).....	7-8 (49)	1-1 (7)

## INDIVIDUAL STATISTICS

**Rushing—Colorado:** Liufau 6-54, Evans 15-52, Lee 8-40, Montez 4-34, T.Lewis 9-33, Lindsay 7-30, Bisharat 8-19. **Idaho State:** Flanagan 2-11, Madison 2-9, Ford 6-9, Woodhouse 1-2, Dean 1-1, T.Gueller 1-minus 3.

**Passing—Colorado:** Liufau 18-15-0, 204, 2 td; Montez 10-6-0, 177, 2 td; Gehlke 3-1-0, 14. **Idaho State:** T.Gueller 36-19-1, 65, 0 td; Jewell 6-1-0, 2.

**Receiving—Colorado:** MacIntyre 6-76, Ross 3-27, Ento 2-88, Fields 2-78, Bobo 2-7, Huntley 1-14, Lee 1-10, Lindsay 1-9, Bounds 1-8, Evans 1-8, Hall 1-6, Hill 1-4. **Idaho State:** Cook 5-28, Williams 4-19, Graves 4-15, Ford 4-7, Pilster 1-2, M.Gueller 1-1, Campbell 1-minus 5.

**Punting—Colorado:** Kinney 4-41.8 (47 long, 1 In20, 1 TB). **Idaho State:** Cheney 8-44.4 (59 long, 1 In20; Jewell 3-33.0 (40 long, 0 In20).

**Punt Returns—Colorado:** MacIntyre 5-30. **Idaho State:** Louie-McGee 1-6. **Kickoff Returns—Colorado:** Julmisse 1-14. **Idaho State:** Ford 4-83.

**Tackle Leaders—Colorado:** Gilbert 3,2—5; Olugbode 4,0—4; D.Lewis 3,1—4; Julmisse 3,0—3; Carrell 2,1—3; Tupou 2,1—3; Gamboa 1,2—3; Laguda 1,2—3; Awuzie 2,0—2; Severson 2,0—2; Howard 1,1—2; Kafovalu 1,1—2; Coleman 0,2—2. **Idaho State:** Martin 8,1—9; Stout 8,0—8; Manu 7,1—8; Jenkins 4,4—8; Ricks 5,1—6; Salutregui 5,0—5.

**Quarterback Sacks—Colorado:** Carrell 1-3. **Idaho State:** none.

**Interceptions—Colorado:** Julmisse 1-1. **Idaho State:** none. **Passes Broken Up—Colorado:** Awuzie, Bergner, Gamboa, Gilbert, Lewis, Moeller, Thompson, Witherspoon. **ISU:** Taylor.

## GAME NOTES

**Ralphie V** did not run before the second half due to a safety issue with a new harness ... CU snapped a 14-game losing streak when wearing black helmets (2-14 overall) ... CU played 71 of 86 players it dressed for the game ... **QB Sefo Liufau** (15-18-0, 204, 2 TD, 215.2 rating) had his record 22nd 200-yard passing game ... **WR Kabion Ento** became the 14th known player in CU history to score on their first offensive or special teams touch ... Colorado tied its school records for the most points in the second quarter (35), first half and either half (49); the 49-point halftime lead set a new mark, topping the 42-point edge CU had versus NE Louisiana in 1995 (a 49-7 lead); and the 49-point win was CU's largest since that 66-14 verdict over NE Louisiana ... Colorado has scored 100 points in its first two games, its most since 103, also in 1994 ... Colorado gained 500-plus yards in back-to-back games for the first time since Nov. 9-16, 2002; it marked the first time in back-to-back games to open a season since 1993 (when CU had 500+ in three straight versus Texas, Baylor and Stanford) ... Colorado allowed just 14 points in the first two games, its low since 1978, when the Buffs allowed 7 points in each of the first five games ... CU improved to 46-1 in "Sub 100/100 games," when holding the opponent under 100 in both rushing and passing, doing so for the first time since a 42-0 win over Miami-Ohio in 2007; the last time CU held a team under 100 yards total was on Oct. 24 1992 (54-7 win over Kansas State, 16 yards).



**MICHIGAN 45, COLORADO 28****SEPTEMBER 17, 2016****MICHIGAN STADIUM, ANN ARBOR**

**ANN ARBOR, Mich.** — Colorado twice held a 14-point lead in the first quarter, but special teams miscues and injuries took their toll, as fourth-ranked Michigan rallied for a 45-28 win at Michigan Stadium.

The Wolverines turned one blocked punt into a touchdown and forced another bad punt that put the Wolverines in position for a second touchdown in the first half, and took a 24-21 lead into the locker room at intermission.

Colorado regained the lead on the first possession of the third quarter when Sefo Liufau tossed a 70-yard touchdown pass to Shay Fields, but Liufau (16-for-25, 245 yards, 3 touchdowns) left the game with an ankle injury after CU's next possession and the Buffs did not score again while Michigan answered with three more scores.

**HOW IT HAPPENED:** The Buffs jumped out to a quick 14-0 lead, scoring on their first offensive possession, then adding a defensive score less than a minute later.

After forcing Michigan to punt on its first possession, Colorado needed just three plays to go 49 yards for a touchdown. Liufau hit Jay MacIntyre with a 14-yard pass to start the drive, then connected with Devin Ross on a 37-yard scoring strike down the middle two plays later to give the Buffs a 7-0 lead.

Colorado then extended the lead to 14-0 less than a minute later. With Michigan facing a third-and-7, CU defensive back Chidobe Awuzie came off the edge and sacked Michigan quarterback Wilton Speight, forcing a fumble. Colorado linebacker Derek McCartney scooped up the loose ball and rumbled 18 yards for a touchdown and 14-0 lead.

Michigan, though, responded with a big play of its own. After stopping CU's offense in Colorado territory, UM's Michael Jocz blocked Alex Kinney's punt. Grant Perry then grabbed the ball at CU's 6-yard line and took it to the end zone as Michigan cut CU's lead to 14-7.

Colorado then bumped its edge back to 14 by driving 67 yards in 10 plays for a touchdown. Phillip Lindsay had a 10-yard run on the drive, Liufau hit Shay Fields for an 18-yard gain and Kabion Ento for 16 yards before finding Ross again on a fade route in the corner of the end zone.

The second period, however, was all Michigan. CU's Diego Gonzalez was wide right on a 36-yard field goal try and on CU's next possession, Kinney punted the ball into the backside of a CU player. It took Michigan just two plays to go 38 yards for the score, getting a 17-yard scoring run from Jehu Chesson to cut the Buffs' lead to 21-14.

**TURNING POINT:** Michigan added a 39-yard field goal with 1:59 left in the half to pull within 21-17 and the Buffs couldn't muster a drive and punted. The Wolverines needed one play to take the lead when Amara Darboh ran 45 yards for a score, giving UM a 24-21 edge heading into halftime.

But CU needed just three plays to score after the half, getting a 70-yard touchdown throw from Liufau to Fields for a 28-24 lead. Liufau, though, was injured on the prior play and while he returned on CU's next series, it was his last action of the day.

The Wolverines quickly responded. After a kick return by Jabrill Peppers past midfield, Michigan needed just two plays to reach the end zone, getting a 42-yard run from De'Veon Smith for a 31-28 lead, one the Wolverines never relinquished.

Michigan tacked on two more scores, going 80 yards for one and getting a 54-yard punt return for a touchdown from Peppers for another for the final tally.

**KEY STATISTIC:** CU scored 21 points and had 195 total yards in the first quarter, but just seven and 130 afterwards.

**NOTEWORTHY:** It was CU's 23rd straight loss against a ranked team dating back to 2009.

<b>COLORADO</b> .....	<b>21</b>	<b>0</b>	<b>7</b>	<b>0</b>	<b>-</b>	<b>28</b>
<b>Michigan</b> .....	<b>7</b>	<b>17</b>	<b>14</b>	<b>7</b>	<b>-</b>	<b>45</b>

<b>SCORING</b>	<b>Score</b>	<b>Time</b>	<b>Qtr</b>
COLORADO — Ross 37 pass from Liufau (Gonzalez kick)	7- 0	12:37	1Q
COLORADO — McCartney 18 fumble return (Gonzalez kick)	14- 0	11:48	1Q
Michigan — Perry 6 blocked punt return (Allen kick)	14- 7	8:27	1Q
COLORADO — Ross 6 pass from Liufau (Gonzalez kick)	21- 7	3:49	1Q
Michigan — Chesson 17 run (Allen kick)	21-14	8:49	2Q
Michigan — Allen 39 FG	21-17	1:59	2Q
Michigan — Darboh 45 pass from Speight (Allen kick)	21-24	0:33	2Q
COLORADO — Fields 70 pass from Liufau (Gonzalez kick)	28-24	14:02	3Q
Michigan — Smith 42 run (Allen kick)	28-31	13:16	3Q
Michigan — Isaac 1 run (Allen kick)	28-38	3:06	3Q
Michigan — Peppers 54 punt return (Allen kick)	28-45	11:27	4Q

**Attendance:** 110,042 **Time:** 3:22

**Weather (75°):** cloudy skies, 80% humidity, 10-15 mph winds from the southwest

<b>TEAM STATISTICS</b>	<b>COLORADO</b>	<b>MICHIGAN</b>
First Downs.....	15	20
Third Down Efficiency (Fourth).....	1-13 (0-1)	5-16 (0-0)
Rushes—Net Yards .....	33-64	41-168
Passing Yards .....	261	229
Passes (Att-Comp-Int).....	34-18-0	30-16-0
Total Offense.....	325	397
Return Yards .....	76	132
Punts: No-Average.....	10-33.1	7-39.3
Fumbles: No-Lost.....	1-0	2-1
Penalties/Yards .....	7/46	5/41
Quarterback Sacks—Yards .....	3-22	4-28
Time of Possession .....	28:25	31:35
Drives/Average Field Position .....	17/C28	15/M37
Red Zone: Scores-Attempts (Points).....	1-2 (7)	3-4 (17)

**INDIVIDUAL STATISTICS**

**Rushing—Colorado:** Lindsay 12-51, Evans 4-17, Liufau 8-4, Lee 1-3, Ross 1-minus 2, Allen 2-minus 4, Montez 4-minus 4, Team 1-minus 1. **Michigan:** Smith 11-87, Chesson 3-25, Peppers 2-24, Isaac 10-18, Evans 4-10, Higdon 1-8, McDoom 2-5, O'Korn 1-3, Hill 1-2, Speight 6-minus 14.

**Passing—Colorado:** Liufau 25-16-0, 246, 3 td; Montez 7-0-0, 0; MacIntyre 1-1-0, 14; Gehrke 1-1-0, 1. **Michigan:** Speight 30-16-0, 229, 1 td.

**Receiving—Colorado:** Ross 7-78, Fields 4-99, Lindsay 2-0, Bobo 1-50, Ento 1-16, Liufau 1-14, Lee 1-3, Adkins 1-1. **Michigan:** Butt 7-87, Darboh 2-51, Hill 2-16, Smith 1-minus 3, Perry 1-54; Isaac 1-21, Evans 1-3.

**Punting—Colorado:** Kinney 8-42.2 (53 long, 0 In20, 1 TB); Team 2-minus 7. **Michigan:** Allen 7-39.3 (50 long, 1 In20, 2 TB).

**Punt Returns—Colorado:** MacIntyre 3-58. **Michigan:** Peppers 4-99, Jocz 1-27, Perry 0-6. **Kickoff Returns—Colorado:** Julmisse 4-101. **Michigan:** Peppers 2-81.

**Tackle Leaders—Colorado:** Olugbode 11, 3—14; Gamboa 7, 5—12; Oliver 7, 0—7; Kafovalu 3, 3—6; Awuzie 5, 0—5; Laguda 4, 1—5; Thompson 4, 1—5; Carrell 2, 2—4; Tupou 2, 2—4; Witherspoon 3, 0—3; Gilbert 1, 1—2; Moeller 1, 1—2. **Michigan:** Gedeon 4, 8—12; Peppers 6, 3—9; Hill 4, 2—6; Clark 3, 3—6; Thomas 2, 4—6; McCray 3, 2—5.

**Quarterback Sacks—Colorado:** Awuzie 1-10, Kafovalu 1-8, Gilbert ½-2, Tupou ½-2. **Michigan:** Peppers 1-11, Hurst 1-3, McCray ½-4, Glasgow ½-4, Gedeon ½-3, Winovich ½-3.

**Interceptions—Colorado:** none. **Michigan:** none. **Passes Broken Up—Colorado:** Thompson 2, Witherspoon 2, Awuzie 1. **Michigan:** McCray, Stribling, Thomas.

**GAME NOTES**

CU dropped to **10-22** in games played in the Eastern Time Zone (**8-16** regular season, **2-6** bowl) ... This was the fifth time CU has played before 100,000-plus, with the **110,042** the largest of the five; it was the ninth time a team from the state of Colorado has played before a six-figure crowd: Air Force twice previously, CSU once and the Denver Broncos in SB XXI in Pasadena) ... CU has lost **23** straight against ranked teams, and **27** straight road games against ranked opponents (last win over Kansas in 2009, last road win at UCLA in 2002) ... **OT Aaron Haigler** made his first career start, doing so on the right side ... In the first half, the teams combined to go **1-of-14** on third down, gaining 4 net yards ... CU scored **28** points after scoring 30 in its first three trips here (0-31 in 1974, 27-26 in 1994, 3-27 in 1997) ... Liufau engineered 11 drives before leaving with the ankle injury (46 plays, 307 yards); Steven Montez was in for six drives (20 plays, 17 yards); Jordan Gehrke in for one play (1 yard) when Montez' helmet was knocked off ... CU was **7-of-9** on second downs in the first quarter, all conversions six yards or longer ... Colorado surrendered **397** yards on defense, 184 of which came on five plays ... **OLB Derek McCartney's** 18-yard fumble return for a touchdown as CU's first since Samson Kafovalu returned one 33 yards for a score last year at UCLA.

## NOTABLE PERFORMANCES: THE LAST TIME

## INDIVIDUAL

Kickoff Return For A Touchdown	<b>Colorado:</b> Nelson Spruce vs. Cal in Boulder, Nov. 16, 2013 (onside, 46 yards; otherwise: M. Mosley vs. Utah, Nov. 23, 2012, 100 yds)
	<b>Opponent:</b> Reggie Dunn, Utah in Boulder, Nov. 23, 2012 (100 yards).
Punt Return For A Touchdown	<b>Colorado:</b> Stephone Robinson vs. Kansas in Boulder, Oct. 22, 2005 (81 yards).
	<b>Opponent:</b> Jabrill Peppers, Michigan at Ann Arbor, Sept. 17, 2016 (54 yards).
Interception Return For A Touchdown	<b>Colorado:</b> Kenneth Olugbode vs. Colorado State in Denver, Sept. 19, 2015 (60 yards).
	<b>Opponent:</b> Ishmael Adams, UCLA at Pasadena, Oct. 31, 2015 (96 yards).
Fumble Return/Recovery For A Touchdown	<b>Colorado:</b> Derek McCartney vs. Michigan at Ann Arbor, Sept. 17, 2016 (18 yards).
	<b>Opponent:</b> Tra'Mayne Bondurant, Arizona at Tucson, Nov. 8, 2014 (22 yards).
Blocked Punt Return For A Touchdown	<b>Colorado:</b> Lawrence Vickers vs. Washington State at Seattle, Sept. 11, 2004 (0 yards).
	<b>Opponent:</b> Grant Perry, Michigan at Ann Arbor, Sept. 17, 2016 (6 yards).
Blocked Field Goal Return For A Touchdown	<b>Colorado:</b> Has not occurred.
	<b>Opponent:</b> Max Bergen, Stanford at Palo Alto, Oct. 8, 2011 (75 yards; first-ever against Colorado)
Blocked Punt	<b>Colorado:</b> Doug Rippy vs. Toledo at Toledo, Sept. 11, 2009 ( <i>two blocks</i> ).
	<b>Opponent:</b> Michael Jocz, Michigan at Ann Arbor, Sept. 17, 2016
Blocked PAT Kick	<b>Colorado:</b> Nate Bonsu vs. Arizona State in Boulder, Oct. 11, 2012.
	<b>Opponent:</b> Tysyn Hartman, Kansas State in Boulder, Nov. 20, 2010.
Blocked Field Goal	<b>Colorado:</b> Tedric Thompson vs. Colorado State in Denver, Sept. 19, 2015 (in overtime).
	<b>Opponent:</b> Kylie Fitts, Utah at Salt Lake City, Nov. 28, 2015 ( <i>kicker: Diego Gonzalez</i> ).
Offensive Lineman To Score A Touchdown	<b>Colorado:</b> Alex Kelley vs. Colorado State in Denver, Sept. 2, 2016 (recovered fumble in end zone).
	<b>Opponent:</b> Has not occurred.
Defensive Two-Point Conversion	<b>Colorado:</b> Greg Biekert vs. Nebraska in Boulder, Nov. 2, 1991.
	<b>Opponent:</b> Has not occurred.
300 Yards Total Offense	<b>Colorado:</b> 384, Sefo Liufau vs. Colorado State in Denver, Sept. 2, 2016 ( <i>318 pass, 66 rush</i> ).
	<b>Opponent:</b> 300, Mike Bercovici, Arizona State at Tempe, Oct. 10, 2015 ( <i>260 pass, 40 rush</i> ).
400 Yards Total Offense	<b>Colorado:</b> 527, Sefo Liufau vs. California at Berkeley, Sept. 27, 2014 ( <i>455 pass, 72 rush; school record</i> ).
	<b>Opponent:</b> 446, Jared Goff, California at Berkeley, Sept. 27, 2014 ( <i>458 pass, -12 rush</i> ).
100 Yards Rushing	<b>Colorado:</b> 100, Patrick Carr vs. UCLA at Pasadena, Oct. 31, 2015 ( <i>19 attempts</i> ).
	<b>Opponent:</b> 187, Joe Williams, Utah at Salt Lake City, Nov. 28, 2015 ( <i>34 attempts</i> ).
200 Yards Rushing	<b>Colorado:</b> 211, Chris Brown vs. Missouri at Columbia, Nov. 9, 2002.
	<b>Opponent:</b> 207, Jared Baker, Arizona in Boulder, Oct. 17, 2015 ( <i>23 attempts</i> ).
300 Yards Rushing	<b>Colorado:</b> 309, Chris Brown vs. Kansas at Lawrence, Oct. 12, 2002.
	<b>Opponent:</b> 366, Ka'Deem Carey, Arizona at Tucson, Nov. 10, 2012 ( <i>25 carries</i> ).
Three Touchdowns Rushing	<b>Colorado:</b> 3, Christian Powell vs. Utah in Boulder, Nov. 29, 2014.
	<b>Opponent:</b> 4, Javorius "Buck" Allen, Southern California in Boulder, Nov. 23, 2013.
Four Touchdowns Rushing	<b>Colorado:</b> 4, Michael Adkins II vs. Charleston Southern in Boulder, Oct. 19, 2013.
	<b>Opponent:</b> 4, Ka'Deem Carey, Arizona in Boulder, Oct. 26, 2013.
Two 100-Yard Rushers	<b>Colorado:</b> Phillip Lindsay (17-113) and Donovan Lee (10-103) vs. Nicholls State in Boulder, Sept. 26, 2005.
	<b>Opponent:</b> Royce Freeman (27-163) and Taj Griffin (11-110), Oregon in Boulder, Oct. 3, 2015.
Three 100-Yard Rushers	<b>Colorado:</b> Jon Keyworth (18-124), Paul Arendt (23-116) and Ward Walsh (15-101), vs. Air Force at USAFA, Nov. 21, 1970.
	<b>Opponent:</b> David Overstreet (18-258), Darrell Shepard (3-151) and George Rhymes (9-110), Oklahoma in Boulder, Oct. 4, 1980.
300 Yards Passing	<b>Colorado:</b> 318, Sefo Liufau vs. Colorado State in Denver, Sept. 2, 2016.
	<b>Opponent:</b> 311, Travis Wilson, Utah in Boulder, Nov. 29, 2014.
400 Yards Passing	<b>Colorado:</b> 455, Sefo Liufau vs. California at Berkeley, Sept. 27, 2014 ( <i>46-of-67</i> ).
	<b>Opponent:</b> 458, Jared Goff, California at Berkeley, Sept. 27, 2014 ( <i>24-of-42</i> ).
Three Touchdowns Passing	<b>Colorado:</b> 7, Sefo Liufau vs. Michigan at Ann Arbor, Sept. 17, 2016.
	<b>Opponent:</b> 3, Cody Kessler, Southern California in Boulder, Nov. 13, 2015.
Four Touchdowns Passing	<b>Colorado:</b> 7, Sefo Liufau vs. California at Berkeley, Sept. 27, 2014 ( <i>school record</i> ).
	<b>Opponent:</b> 5, Mike Bercovici, Arizona State at Tempe, Oct. 10, 2015.
Five Touchdowns Passing	<b>Colorado:</b> 7, Sefo Liufau vs. California at Berkeley, Sept. 27, 2014 ( <i>school record</i> ).
	<b>Opponent:</b> 5, Mike Bercovici, Arizona State at Tempe, Oct. 10, 2015.
Three Interceptions Thrown	<b>Colorado:</b> 4, Nick Hirschman vs. Utah in Boulder, Nov. 23, 2012.
	<b>Opponent:</b> 3, Nick Foles, Arizona in Boulder, Nov. 12, 2011.
Four Interceptions Thrown	<b>Colorado:</b> 4, Nick Hirschman vs. Utah in Boulder, Nov. 23, 2012.
	<b>Opponent:</b> 4, Graham Harrell, Texas Tech at Lubbock, Oct. 27, 2007.
10 Receptions	<b>Colorado:</b> 10, Nelson Spruce vs. Washington State at Pullman, Nov. 21, 2015 ( <i>120 yards</i> ).
	<b>Opponent:</b> 11, Gabe Marks, Washington State at Pullman, Nov. 21, 2015 ( <i>110 yards</i> ).
100 Yards Receiving	<b>Colorado:</b> 111, Nelson Spruce vs. Utah at Salt Lake City, Nov. 28, 2015 ( <i>5 receptions</i> ).
	<b>Opponent:</b> 110, Gabe Marks, Washington State at Pullman, Nov. 21, 2015 ( <i>11 receptions</i> ).
200 Yards Receiving	<b>Colorado:</b> 209, Paul Richardson vs. Central Arkansas in Boulder, Sept. 7, 2013 ( <i>11 receptions</i> ).
	<b>Opponent:</b> 208, Ryan Broyles, Oklahoma at Norman, Oct. 30, 2010 ( <i>9 receptions</i> ).
Two Touchdowns Receiving	<b>Colorado:</b> 2, Devin Ross vs. Michigan at Ann Arbor, Sept. 17, 2016.
	<b>Opponent:</b> 2, Tim White, Arizona State at Tempe, Oct. 10, 2015.
Three Touchdowns Receiving	<b>Colorado:</b> 3, Nelson Spruce vs. California at Berkeley, Sept. 27, 2014.
	<b>Opponent:</b> 3, Nelson Agholor, Southern California at Los Angeles, Oct. 18, 2014.
Two 100-Yard Receivers	<b>Colorado:</b> Paul Richardson (11-140) and Nelson Spruce (8-140) vs. California in Boulder, Nov. 16, 2013.
	<b>Opponent:</b> Nelson Agholor (6-128) and JuJu Smith (4-104), Southern California at Los Angeles, Oct. 18, 2014.
100-Yard Rusher & Receiver	<b>Colorado:</b> Patrick Carr (19-100 rushing) & Devin Ross (9-101 receiving) vs. UCLA at Pasadena, Oct. 31, 2015.
	<b>Opponent:</b> Gerard Wicks (13-123 rushing) & Gabe Marks (11-110 receiving), Washington State in Pullman, Nov. 21, 2015.
100-Yard Rusher & Receiver ( <i>same player</i> )	<b>Colorado:</b> Cortlen Johnson (27-172 rushing; 6-105 receiving), vs. Iowa State at Ames, Nov. 10, 2001.
	<b>Opponent:</b> Has not occurred.

# The Last Time, continued...

Four Touchdowns In A Game	Colorado:	4, Michael Adkins II vs. Charleston Southern in Boulder, Oct. 19, 2013 (4 rushing).
	Opponent:	4, Ka'Deem Carey, Arizona in Boulder, Oct. 26, 2013.
Four Field Goals In A Game	Colorado:	4, Will Oliver vs. Colorado State in Denver, Sept. 1, 2013.
	Opponent:	4, Alex Henery, Nebraska in Lincoln, Nov. 28, 2008.
50-Yard Field Goal	Colorado:	52, Diego Gonzalez vs. Oregon in Boulder, Oct. 3, 2015.
	Opponent:	52, Jared Roberts, Colorado State in Denver, Aug. 29, 2014.
Two Interceptions In A Game	Colorado:	2, Jered Bell vs. Nicholls State in Boulder, Sept. 26, 2015.
	Opponent:	2, Terrance Mitchell, Oregon in Boulder, Oct. 5, 2013.
Three Interceptions In A Game	Colorado:	3, Terrence Wheatley vs. Texas Tech at Lubbock, Oct. 27, 2007.
	Opponent:	3, Philip Thomas, Fresno State at Fresno, Sept. 15, 2012.
Four Interceptions In A Game	Colorado:	Has not occurred.
	Opponent:	4, Frank Nelson, Utah at Salt Lake City, Nov. 2, 1946.
Three Quarterback Sacks In A Game	Colorado:	3 (for 20 yards), Josh Hartigan vs. Kansas State in Boulder, Nov. 20, 2010.
	Opponent:	4 (for 31 yards), Vilas Fauonuku, Utah at Salt Lake City, Nov. 28, 2015.
Four Quarterback Sacks In A Game	Colorado:	4½ (for 46), Ron Woolfork vs. Iowa in Boulder, Sept. 26, 1992.
	Opponent:	4 (for 31 yards), Vilas Fauonuku, Utah at Salt Lake City, Nov. 28, 2015.

# TEAM

Shut Out (Defensive)	Colorado:	Game: 48-0, vs. Nicholls State in Boulder, Sept. 26, 2015. Through 3rd Qtr: 37-0, vs. Colorado State in Denver, Sept. 2, 2016. At Half: 49-0, vs. Idaho State in Boulder, Sept. 10, 2016.
	Opponent:	Game: 0-48, by Stanford in Boulder, Nov. 3, 2012. Through 3rd Qtr: 0-45, by Stanford in Boulder, Nov. 3, 2012. At Half: 0-14, by Washington State at Pullman, Nov. 21, 2015.
Safety	Colorado:	vs. Oregon in Boulder, Oct. 22, 2011 (Terrel Smith tackled Cliff Harris in end zone).
	Opponent:	by Southern California in Boulder, Nov. 23, 2013 (Soma Vainuku blocked punt into end zone).
Held To No Offensive Touchdowns	Colorado:	by Washington State at Pullman, Nov. 21, 2015.
	Opponent:	vs. Nicholls State in Boulder, Sept. 26, 2015.
30 First Downs In A Game	Colorado:	32, vs. Idaho State in Boulder, Sept. 10, 2016.
	Opponent:	30, by Washington State at Pullman, Nov. 21, 2015.
Held Under 10 First Downs	Colorado:	6, by Stanford in Boulder, Nov. 3, 2012
	Opponent:	7, vs. Idaho State in Boulder, Sept. 10, 2016.
500 Yards Total Offense In A Game	Colorado:	597, vs. Idaho State in Boulder, Sept. 10, 2016 (262 rush, 335 pass).
	Opponent:	616, by Arizona in Boulder, Oct. 17, 2015 (291 rush, 325 pass).
600 Yards Total Offense In A Game	Colorado:	636, vs. Nicholls State in Boulder, Sept. 26, 2015 (358 rush, 278 pass).
	Opponent:	616, by Arizona in Boulder, Oct. 17, 2015 (291 rush, 325 pass).
Held Under 200 Yards Total Offense In A Game	Colorado:	141, by Washington in Boulder, Nov. 17, 2012 (90 rush, 51 pass).
	Opponent:	96, Idaho State in Boulder, Sept. 10, 2016 (29 rush, 67 pass).
Held Under 100 Yards Total Offense In A Game	Colorado:	76, by Stanford in Boulder, Nov. 3, 2012 (-21 rush, 97 pass).
	Opponent:	96, Idaho State in Boulder, Sept. 10, 2016 (29 rush, 67 pass).
300 Yards Rushing In A Game	Colorado:	358, vs. Nicholls State in Boulder, Sept. 26, 2015.
	Opponent:	361, by Oregon in Boulder, Oct. 3, 2015.
400 Yards Rushing In A Game	Colorado:	427, vs. Kansas at Lawrence, Oct. 12, 2002.
	Opponent:	405, by Arizona in Boulder, Oct. 26, 2013.
500 Yards Rushing In A Game	Colorado:	502, vs. Missouri in Boulder, Nov. 11, 2000.
	Opponent:	516, by Missouri at Columbia, Oct. 6, 1984.
Held Under 100 Yards Rushing In A Game	Colorado:	64, by Michigan at Ann Arbor, Sept. 17, 2016 (33 attempts).
	Opponent:	29, Idaho State in Boulder, Sept. 10, 2016 (13 attempts).
400 Yards Passing In A Game	Colorado:	401, vs. Arizona State at Tempe, Oct. 10, 2015.
	Opponent:	458, by California at Berkeley, Sept. 27, 2014.
500 Yards Passing In A Game	Colorado:	533, vs. NE Louisiana in Boulder, Sept. 16, 1995.
	Opponent:	523, by Fresno State at Honolulu, Dec. 25, 1993 (Aloha Bowl; only time ever vs. Colorado)
Held Under 100 Yards Passing In A Game	Colorado:	51, vs. Washington in Boulder, Nov. 17, 2012.
	Opponent:	67, by Idaho State in Boulder, Sept. 10, 2016.
Averaged Over Eight Yards Per Play	Colorado:	8.00, vs. Charleston Southern in Boulder, Oct. 19, 2013 (52-416).
	Opponent:	8.72, by Southern California at Los Angeles, Oct. 18, 2014 (61-532).
Held Under Three Yards Per Play	Colorado:	2.61, by Washington in Boulder, Nov. 17, 2012 (54-141).
	Opponent:	1.75, by Idaho State in Boulder, Sept. 26, 2015 (55-96).
Four Interception Game	Colorado:	4, vs. Texas Tech at Lubbock, Oct. 27, 2007.
	Opponent:	4, by Utah in Boulder, Nov. 23, 2012.
Five Interception Game	Colorado:	5, vs. Texas Tech at Lubbock, Nov. 1, 2003.
	Opponent:	5, by Oklahoma in Boulder, Oct. 17, 1992.
Forced Five Lost Opponent Fumbles	Colorado:	5, vs. Nebraska in Boulder, Nov. 26, 1999.
	Opponent:	5, by Oklahoma State at Stillwater, Nov. 8, 1980.
Forced Six Lost Opponent Fumbles	Colorado:	6, vs. Kansas State in Boulder, Oct. 22, 1983.
	Opponent:	6, by Nebraska at Lincoln, Oct. 25, 1975.
Forty-Minute Time of Possession Game	Colorado:	41:05, vs. UCLA at Pasadena, Oct. 31, 2015.
	Opponent:	42:20, by Missouri in Boulder, Nov. 1, 1997.
Turnover-Free Game	Colorado:	vs. Michigan at Ann Arbor, Sept. 17, 2016.
	Opponent:	by Utah in Boulder, Nov. 29, 2014
Did Not Punt	Colorado:	vs. Iowa State in Boulder, Nov. 19, 1994.
	Opponent:	by Washington at Seattle, Nov. 9, 2013 (just second time since 1983; Baylor in 2010).
Recovered Own Onside Kick	Colorado:	vs. Oregon at Eugene, Nov. 22, 2014 (Nelson Spruce); 0-of-last-3.
	Opponent:	by California in Boulder, Nov. 16, 2013 (1-of-last-1).



## CAREER SINGLE GAME BESTS

(for those who have regularly appeared in games)

**MICHAEL ADKINS, TB**

Rushing Attempts—22, at Hawai'i, 9/03/15  
 Rushing Yards—137, vs. Charleston Southern, 10/19/13  
 Long Run—43, vs. Washington, 11/01/14  
 Rushing TDs—4, vs. Charleston Southern, 10/19/13  
 Receptions—2, six times (last: at Hawai'i, 9/03/15)  
 Receiving Yards—63, vs. California, 11/16/13  
 Long Reception—63, vs. California, 11/16/13 (TD)  
 Receiving TDs—1, vs. California, 11/16/13

**CHIDOBE AWUZIE, CB**

Total Tackles—12, vs. Arizona, 10/26/13  
 Solo Tackles—10, twice (last: at Washington State, 11/21/15)  
 Pass Deflections—4, at Massachusetts, 9/06/14  
 Interceptions—1, thrice (last: vs. Colorado State, 9/2/16)  
 Third Down Stops—4, vs. Colorado State in Denver, 9/2/16

**BRYCE BOBO, WR**

Receptions—6, vs. Arizona, 10/17/15  
 Receiving Yards—99, vs. Colorado State in Denver, 9/2/16  
 Long Reception—50, at Michigan, 9/17/16  
 Receiving TDs—2, vs. UCLA, 10/25/14

**BEAU BISHARAT, TB**

Rushing Attempts—8, vs. Idaho State, 9/10/16  
 Rushing Yards—19, vs. Idaho State, 9/10/16  
 Long Run—7, vs. Colorado State in Denver, 9/2/16  
 Rushing TDs—N/A

**JORDAN CARRELL, DL**

Total Tackles—10, at Utah, 11/28/15  
 Solo Tackles—7, at Utah, 11/28/15  
 QB Sacks—1, twice (last: vs. Idaho State, 9/10/16)  
 Third Down Stops—2, at Utah, 11/28/15

**TIM COLEMAN, DE**

Total Tackles—2, 5 times (last: vs. Idaho State, 9/10/16)  
 Solo Tackles—2, thrice (last: vs. Nicholls State, 9/26/15)  
 Third Down Stops—1, vs. Colorado State, 8/29/14  
 QB Sacks—1, twice (last: vs. Oregon State, 10/04/14)  
 Tackles For Loss—1, twice (last: vs. Oregon State, 10/04/14)

**KABION ENTO, WR**

Receptions—2, vs. Idaho State, 9/10/16  
 Receiving Yards—88, vs. Idaho State, 9/10/16  
 Long Reception—69, Idaho State, 9/10/16 (TD)  
 Receiving TDs—2, Idaho State, 9/10/16

**KYLE EVANS, TB**

Rushing Attempts—15, twice (last: vs. Idaho State, 9/10/16)  
 Rushing Yards—52, vs. Idaho State, 9/10/16  
 Long Run—20, vs. Colorado State in Denver, 9/2/16  
 Rushing TDs—1, thrice (last: vs. Idaho State, 9/10/16)

**SHAY FIELDS, WR**

Receptions—8, twice (last: vs. Arizona, 10/17/15)  
 Receiving Yards—168, vs. Arizona, 10/17/15  
 Long Reception—75, at Arizona, 11/08/14 (TD)  
 Receiving TDs—2, vs. Arizona, 10/17/15  
 Long Run—17, vs. Colorado State, 9/19/15

**NICK FISHER, CB**

Total Tackles—1, at Washington State, 11/21/15  
 Solo Tackles—1, at Washington State, 11/21/15  
 Interceptions—N/A  
 Pass Deflections—N/A

**JASE FRANKE, DT**

Total Tackles—5, at Hawai'i, 9/03/15  
 Solo Tackles—4, at Hawai'i, 9/03/15  
 QB Sacks—1, at Hawai'i, 9/03/15  
 Third Down Stops—1, at Utah, 11/28/15

**RICK GAMBOA, ILB**

Total Tackles—12, twice (last: at Michigan, 9/17/16)  
 Solo Tackles—10, at Washington State, 11/21/15  
 QB Sacks—1, at Hawai'i, 9/03/15  
 Third Down Stops—1, on 8 occasions (last: at Michigan, 9/17/16)

**JORDAN GEHRKE, QB**

Pass Attempts—20, at Utah, 11/28/15  
 Pass Completions—11, at Utah, 11/28/15  
 Passing Yards—113, at Utah, 11/28/15  
 TD Passes—1, at Utah, 11/28/15  
 Long Pass—23, at Utah, 11/28/15  
 Interceptions—1, at Utah, 11/28/15  
 Rating (min 10 att.)—109.9, at Utah, 11/28/15  
 Rushing Yards—19, at Southern California, 10/18/14

**JIMMIE GILBERT, OLB**

Total Tackles—8, at UCLA, 10/31/15  
 Solo Tackles—5, vs. Colorado State, 9/19/15)  
 Third Down Stops—3, at Oregon, 11/22/14  
 QB Sacks—1, 10 times (last: vs. Colorado State, 9/2/16)

**ADDISON GILLAM, ILB**

Total Tackles—18, vs. Oregon, 10/05/13  
 Solo Tackles—14, vs. Oregon, 10/05/13  
 Third Down Stops—4, twice (last: vs. Oregon, 10/05/13)  
 QB Sacks—1, 5 times (last: vs. Utah, 11/29/14)

**DIEGO GONZALEZ, PK**

Field Goals Made—3, twice (last: vs. CSU, 9/2/16)  
 Field Goals Attempted—4, twice (last: at UCLA, 10/31/15)  
 Long Field Goal—52, twice (last: vs. Oregon, 10/03/15)  
 PAT Made—6, vs. Massachusetts, 9/12/15  
 PAT Attempts—6, vs. Massachusetts, 9/12/15

**JOHNNY HUNTLEY, WR**

Receptions—1, vs. Idaho State, 9/10/16  
 Receiving Yards—14, vs. Idaho State, 9/10/16  
 Long Reception—14, vs. Idaho State, 9/10/16  
 Receiving TDs—N/A

**SEAN IRWIN, TE**

Receptions—3, at Utah, 11/28/15  
 Receiving Yards—52, vs. Arizona, 10/17/15  
 Long Reception—47, vs. Arizona, 10/17/15  
 Receiving TDs—1, at California, 9/27/14

**LEO JACKSON, DT**

Total Tackles—6, vs. Colorado State, 9/19/15  
 Solo Tackles—3, twice (last: at Arizona State, 10/10/15)  
 QB Sacks—1, twice (last: at Oregon State, 10/24/15)  
 Third Down Stops—1, 5 times (last: at Utah, 11/28/15)

**TONY JULMISSE, CB**

Total Tackles—3, vs. Idaho State, 9/10/16  
 Solo Tackles—3, vs. Idaho State, 9/10/16  
 Interceptions—1, vs. Idaho State, 9/10/16  
 Third Down Stops—N/A  
 Pass Deflections—N/A

**SAMSON KAFOVALU, DT**

Total Tackles—6, four times (last: at Michigan, 9/17/16)  
 Solo Tackles—5, at Oregon State, 10/24/15  
 QB Sacks—1, 8 times (last: at Michigan, 9/17/16)  
 Third Down Stops—1, 4 times (last: at Oregon St., 10/24/15)

**DYLAN KEENEY, TE**

Receptions—3, at Washington State, 11/21/15  
 Receiving Yards—31, at Washington State, 11/21/15  
 Long Reception—23, vs. Colorado State, 9/19/15  
 Receiving TDs—N/A

**ALEX KINNEY, P**

Punts—8, twice (last: at Michigan, 9/17/16)  
 Average (min. 5 punts)—46.0, vs. Oregon, 10/03/15  
 Long Punt—58, at Oregon State, 10/24/15  
 50-Plus—2, twice (last: vs. Arizona, 10/17/15)  
 Inside-the-20—3, thrice (last: at UCLA, 10/31/15)

**AFOLABI LAGUDA, S**

Total Tackles—5, thrice (last: at Michigan, 9/17/16)  
 Solo Tackles—4, twice (last: at Michigan, 9/17/16)  
 Interceptions—N/A  
 Pass Deflections—1, vs. Nicholls State, 9/26/15

**DONOVAN LEE, WR**

Receptions—7, at UCLA, 10/31/15  
 Receiving Yards—39, at Washington State, 11/21/15  
 Long Reception—17, at Oregon State, 10/24/15  
 Receiving TDs—1, at Oregon, 11/22/14  
 Rushing Yards—103, vs. Nicholls State, 9/26/15  
 Long Run—59, vs. Nicholls State, 9/26/15 (TD)

**DREW LEWIS, ILB**

Total Tackles—4, vs. Idaho State, 9/10/16  
 Solo Tackles—3, vs. Idaho State, 9/10/16  
 Third Down Stops—1, vs. Idaho State, 9/10/16  
 Tackles For Loss—N/A

**PHILLIP LINDSAY, TB**

Rushing Attempts—23, vs. Arizona, 10/17/15  
 Rushing Yards—114, at Arizona, 11/08/14  
 Long Run—37, vs. Massachusetts, 9/12/15  
 Rushing TDs—2, four times (last: vs. Idaho State, 9/10/16)  
 Receptions—5, at Utah, 11/28/15  
 Receiving Yards—60, vs. Oregon, 10/03/15  
 Long Reception—34, vs. Massachusetts, 9/12/15  
 Long Kickoff Return—51, vs. Hawai'i, 9/20/14

**SEFO LIUFAU, QB**

Pass Attempts—67, 1, at California, 9/27/14 (*school record*)  
 Pass Completions—46, at California, 9/27/14 (*school record*)  
 Passing Yards—455, at California, 9/27/14  
 Long Pass—75, twice (vs. Arizona, 2013 & 2014, (TD, TD)  
 TD Passes—7, at California, 9/27/14 (*school record*)  
 Interceptions—2, eight times (last: at UCLA, 10/31/15)

Rating (min. 10 att.)—215.2, vs. Idaho State, 9/10/16  
 Total Offense—527, at California, 9/27/14 (*school record*)  
 Rushing Yards—81, at Hawai'i, 9/03/15

**EDDY LOPEZ, DT**

Total Tackles—2, four times (last: at Oregon, 11/22/14)  
 Solo Tackles—1, five times (last: at Oregon, 11/22/14)  
 Third Down Stops—N/A

**JAY MACINTYRE, WR**

Receptions—6, vs. Idaho State, 9/10/16  
 Receiving Yards—76, vs. Idaho State, 9/10/16  
 Long Reception—38, vs. Nicholls State, 9/26/15 (TD)  
 Receiving TDs—1, vs. Nicholls State, 9/26/15

**MICHAEL MATHEWES, DL**

Total Tackles—6, vs. Nicholls State, 9/26/15  
 Solo Tackles—5, vs. Nicholls State, 9/26/15  
 QB Sacks—1, vs. Nicholls State, 9/26/15  
 Third Down Stops—1, vs. Idaho State, 9/10/16 (4DS)

**DEREK MCCARTNEY, OLB**

Total Tackles—10, vs. Colorado State, 9/19/15  
 Solo Tackles—7, vs. USC, 11/13/15  
 Third Down Stops—2, vs. Colorado State, 9/19/15  
 QB Sacks—1, 8 times (last: vs. USC, 11/13/15)  
 QB Hurries—3, vs. Arizona, 10/17/15  
 Tackles For Loss—2, vs. USC, 11/13/15 (one sack, one TFL)  
 Interceptions—1, at Hawai'i, 9/03/15

**RYAN MOELLER, S**

Total Tackles—14, at Oregon, 11/22/14  
 Solo Tackles—14, at Oregon, 11/22/14  
 Third Down Stops—1, 5 times (last: vs. Idaho St., 9/10/16)  
 Interceptions—1, vs. Massachusetts, 9/12/15  
 Passes Broken Up—1, 4 times (last: vs. Idaho St., 9/10/16)

**STEVEN MONTEZ, QB**

Pass Attempts—10, vs. Idaho State, 9/10/16  
 Pass Completions—6, vs. Idaho State, 9/10/16  
 Passing Yards—117, vs. Idaho State, 9/10/16  
 TD Passes—2, vs. Idaho State, 9/10/16  
 Long Pass—69, vs. Idaho State, 9/10/16 (TD)  
 Interceptions—N/A

Rating (min 10 att.)—224.3, vs. Idaho State, 9/10/16

**KENNETH OLUGBODE, ILB**

Total Tackles—17, vs. Colorado State, 9/19/15  
 Solo Tackles—11, at Michigan, 9/17/16  
 QB Sacks—1, vs. Colorado State, 9/26/16  
 Third Down Stops—3, vs. UCLA, 10/25/14; at Utah, 11/28/15  
 Interceptions—1, vs. Colorado State, 9/19/15 (TD)

**DERRION RAKESTRAW, WR**

Receptions—N/A  
 Receiving Yards—N/A  
 Long Reception—N/A  
 Receiving TDs—N/A

**DEVIN ROSS, WR**

Receptions—9, at UCLA, 10/31/15  
 Receiving Yards—101, at UCLA, 10/31/15  
 Long Reception—68, at Arizona State, 10/10/15 (TD)  
 Receiving TDs—2, at Michigan, 9/17/16

**CHRISTIAN SHAVER, ILB**

Total Tackles—4, vs. Nicholls State, 9/26/15  
 Solo Tackles—2, thrice (last: vs. Nicholls State, 9/26/15)  
 Third Down Stops—1, thrice (last: at Michigan, 9/17/16)  
 Tackles For Loss—1, vs. Arizona State, 9/13/14

**TEDRIC THOMPSON, S**

Total Tackles—12, vs. Oregon, 10/03/15  
 Solo Tackles—9, twice (last: at UCLA, 10/31/15)  
 Third Down Stops—2, twice (last: at Arizona State, 9/17/16)  
 Interceptions—1, seven times (last: vs. CSU, 9/2/16)  
 Pass Deflections—3, vs. UCLA, 10/25/14

**JOSH TUPOU, DT**

Total Tackles—9, at Utah, 11/30/13  
 Solo Tackles—4, four times (last: at Arizona, 11/08/14)  
 QB Sacks—2, at Arizona, 11/08/14  
 Third Down Stops—1, six times (last: at Michigan, 9/17/16)

**LEE WALKER, WR**

Receptions—1, twice (last: vs. Nicholls State, 9/26/15)  
 Receiving Yards—19, vs. Nicholls State, 9/26/15  
 Long Reception—19, vs. Nicholls State, 9/26/15  
 Receiving TDs—N/A

**ANKELLO WITHERSPOON, CB**

Total Tackles—6, twice (last: vs. Oregon, 10/03/15)  
 Solo Tackles—6, twice (last: vs. Oregon, 10/03/15)  
 Interceptions—1, twice (last: at Arizona State, 10/10/15)  
 Pass Deflections—2, twice (last: at Michigan, 9/17/16)



## PERSONNEL / DEPTH CHART

A note about CU's depth: in-season, charts *reflect* change and generally do not announce it unless there are long-term injuries.

## OFFENSE

(Multiple)

## WIDE RECEIVER (X)

- 4 Bryce Bobo, 6-2, 190, Jr.\*  
6 Johnny Huntley, 6-3, 210, Fr.

## WIDE RECEIVER (Z)

- 1 Shay Fields, 5-11, 180, Jr.\*  
17 Kabion Ento, 6-3, 180, Jr.  
85 Justin Jan, 6-3, 210, Fr.-RS  
18 Lee Walker, 6-0, 180, Soph.\*

## WIDE RECEIVER (H)

- 2 Devin Ross, 5-9, 185, Jr.\*\*  
14 Jay MacIntyre, 5-10, 190, Soph.\*  
3 Derrion Rakestraw, 6-2, 175, Fr.

## LEFT TACKLE

- 76 Jeromy Irwin, 6-5, 295, Jr.\*\*\*  
70 Shane Callahan, 6-6, 300, Sr.-5\*\*  
78 John Lisella II, 6-4, 280, Soph.\*

## LEFT GUARD

- 68 Gerrad Kough, 6-4, 295, Jr.\*\*  
75 Josh Kaiser, 6-5, 295, Soph.\*

## CENTER

- 74 Alex Kelley, 6-2, 305, Sr.-5\*\*\*  
53 Sully Wiefels, 6-3, 295, Sr.-5\*  
79 Jonathan Huckins, 6-4, 295, Jr.\*\*  
66 Colin Sutton, 6-5, 290, Jr.\*

## RIGHT GUARD

- 56 Tim Lynott Jr., 6-3, 300, Fr.-RS  
53 Sully Wiefels, 6-3, 295, Sr.-5\*

## RIGHT TACKLE

- 64 Aaron Haigler, 6-7, 270, Fr.-RS  
71 Sam Kronshage, 6-6, 295, Jr.\*\*  
60 Dillon Middlemiss, 6-5, 295, Fr.-RS

## TIGHT END / H-BACK (Y)

- 81 Sean Irwin, 6-3, 250, Sr.-5\*\*\*  
5 George Frazier, 6-2, 260, Jr.\*\*  
86 Dylan Keeney, 6-6, 220, Soph.\*  
38 Chris Hill, 6-2, 225, Sr.\*  
43 Chris Bounds, 6-4, 245, Fr.-RS

## QUARTERBACK

- 12 Steven Montez, 6-5, 225, Fr.-RS  
7 Jordan Gehrke, 6-1, 200, Sr.-5\*\*  
15 Sam Noyer, 6-4, 215, Fr.  
(13 Sefo Liufau, 6-4, 230, Sr.\*\*\*—injured)

## TAILBACK

- 23 Phillip Lindsay, 5-8, 190, Jr.\*\*  
29 Donovan Lee, 5-9, 180, Jr.\*\*  
21 Kyle Evans, 5-6, 175, Soph.\*  
19 Michael Adkins II, 5-10, 205, Jr.\*\*\*  
35 Beau Bisharat, 6-2, 215, Fr.

## DEFENSE

(3-4 Base)

## DEFENSIVE END

- 92 Jordan Carrell, 6-3, 300, Sr.\*  
59 Timothy Coleman, 6-3, 250, Jr.\*\*  
50 Frank Umu, 6-4, 280, Fr.-RS

## NOSE TACKLE

- 58 Josh Tupou, 6-3, 325, Sr.-5\*  
93 Michael Mathewes, 6-4, 260, Soph.\*  
55 Brett Tonz, 6-3, 285, Fr.-RS

## DEFENSIVE END

- 54 Samson Kafovalu, 6-4, 295, Sr.-5\*\*\*  
52 Leo Jackson III, 6-3, 275, Jr.\*  
56 Jase Franke, 6-3, 260, Soph.\*

## OUTSIDE LINEBACKER

- 47 Christian Shaver, 6-3, 230, Jr.\*\* OR  
96 Terran Hasselbach, 6-1, 240, Soph.\* OR  
42 N.J. Faló, 6-2, 220, Soph.\*

## JACK (INSIDE) LINEBACKER

- 31 Kenneth Olugbode, 6-1 220, Sr.\*\*\*  
20 Drew Lewis, 6-2, 230, Soph.  
30 Ryan Severson, 5-10, 205, Sr.\*\*\*

## MIKE (INSIDE) LINEBACKER

- 32 Rick Gamboa, 6-0, 230, Soph.\* OR  
44 Addison Gillam, 6-3, 230, Jr.\*\*\*

## OUTSIDE LINEBACKER

- 98 Jimmie Gilbert, 6-5, 230, Sr.\*\*\*  
47 Christian Shaver, 6-3, 230, Jr.\*\*

## CORNERBACK

- 4 Chidobe Awuzie, 6-0, 205, Sr.\*\*\*  
8 Anthony Julmisse, 6-1, 185, Fr.\*  
41 Andrew Bergner, 5-11, 170, Jr.\*

## FREE SAFETY

- 1 Afolabi Laguda, 6-1, 205, Jr.\*  
25 Ryan Moeller, 6-1, 215, Jr.\*\*  
28 Daniel Talley, 6-2, 210, Soph.

## STRONG SAFETY

- 9 Tedric Thompson, 6-0, 205, Sr.\*\*\*  
7 Nick Fisher, 6-0, 180, Soph.\*  
22 Kyle Trego, 6-0, 190, Soph.

## CORNERBACK

- 23 Ahkello Witherspoon, 6-3, 195, Sr.\*\*  
26 Isaiah Oliver, 6-1, 190, Soph.\*  
2 Ronnie Blackmon, 5-10, 180, Fr.

## SPECIALISTS

## PUNTER

- 89 Alex Kinney, 6-1, 205, Soph.\*  
15 Chris Graham, 6-3, 235, Jr.\*\*  
28 Cameron Silzer, 5-11, 180, Jr.

## PLACEKICKER / KICKOFF

- 15 Chris Graham, 6-3, 240, Jr.\*\* OR  
49 Davis Price, 6-2, 190, Fr.

## PUNT RETURN

- 14 Jay MacIntyre, 5-10, 185, Soph.\*  
21 Kyle Evans, 5-6, 175, Soph.\*  
2 Ronnie Blackmon, 5-10, 180, Fr.

## KICKOFF RETURN

- 8 Tony Julmisse, 6-1, 185, Fr.\*  
23 Phillip Lindsay, 5-8, 190, Jr.\*\*  
21 Kyle Evans, 5-6, 175, Soph.\*

## HOLDER

- 82 Robert Orban, 6-6, 195, Jr.\*  
89 Alex Kinney, 6-1, 205, Soph.\*  
9 T.J. Patterson, 6-3, 190, Jr.

## SNAPPER (Short &amp; Long)

- 63 J.T. Bale, 6-2, 205, Fr.-RS  
38 Chris Hill, 6-2, 225, Sr.\*

## INJURED / • — OUT FOR 2016 SEASON

- 16 Jaleel Awini, WR, 6-2, 215, Sr.-5\* (*back*)  
10 • Diego Gonzalez, 6-0, 215, Sr.-5\*\* (*Achilles*)  
46 • Trent Headley, OLB, 6-2, 225, Jr. (*shoulder*)  
95 • Derek McCartney, OLB, 6-3, 250, Jr.\*\* (*knee*)  
73 Isaac Miller, OT, 6-7, 280, Fr.-RS (*knee*)  
39 • Jaisen Sanchez, S, 6-1, 200, Soph.\* (*knee*)  
9 • Juwann Winfree, WR, 6-3, 205, Jr. (*knee*)

## SUSPENDED INDEFINITELY

- 10 Dino Gordon, 5-11, 210, Fr.-RS

(L)—throws or kicks left-handed/footed.

**Seniors (23):** Listing with a (-5) indicates fifth-year senior (13); the others (10) are fourth-year seniors. *Two fourth-year juniors have declared this their senior season.*

**OR**—indicates those listed are considered even (co-first/second/third team status);

**ITALICS**—Players listed in *italics* left the previous game with an injury and their status is questionable.

(Heights and weights as of August 6, 2016)

\*—denotes number of letters earned through 2015; *Injured players listed in italics (status questionable or doubtful—not out for an extended time; probables listed as normal).*

## CAPTAINS:

- 5 George Frazier, TE/HB 13 Sefo Liufau, QB  
76 Jeromy Irwin, OT 31 Kenneth Olugbode, ILB  
23 Phillip Lindsay, TB

By popular demand:  
THIS WEEK'S CELEBRITY DEPTH

## MEDIA BACK

- 28 Oscar Madison, 6-0, 195, Sr.\*\*  
13 Felix Unger, 6-1, 175, Jr.\*\*



**COLORADO FOOTBALL / ALPHABETICAL ROSTER**
*(as of September 19 a.m.)*

No.	Player	Pos.	Ht.	Wt.	Class	Exp.	Hometown (High School/Previous College)	Status
19	ADKINS II, Michael	TB	5-10	205	Jr.	3L	San Diego, Calif. (Helix)	S 2/2
16	AWINI, Jaleel	WR	6- 2	215	Sr.	1L	Aurora, Colo. (Rangeview/Air Force)	S 1/1
4	AWUZIE, Chidobe	DB	6- 0	205	Sr.	3L	San Jose, Calif. (Oak Grove)	S 2/1
84	BAGBY, David	WR	6- 0	180	Sr.	VR	San Diego, Calif. (Torrey Pines/Arizona)	WO 1/1
63	BALE, J.T.	SN	6- 2	205	Fr.	RS	La Mirada, Calif. (La Mirada)	WO 4/4
69	BANDI, Mo	OL	6- 5	270	Fr.	HS	Longmont, Colo. (Niwot)	WO 4/4
57	BENNION, Sam	OLB	6- 5	230	Fr.	HS	North Logan, Utah (Logan)	S 5/4
41	BERGNER, Andrew	CB	5-11	170	Jr.	1L	Parker, Colo. (Legend/Arizona State)	WO 2/2
35	BISHARAT, Beau	TB	6- 2	215	Fr.	HS	Sacramento, Calif. (Jesuit)	S 5/4
2	BLACKMON, Ronnie	DB	5-10	180	Fr.	HS	Atlanta, Ga. (Westlake)	S 5/4
99	BOATMAN, Brian	TE	6- 3	225	Sr.	1L	Centennial, Colo. (Kent Denver)	WO 2/2
4	BOBO, Bryce	WR	6- 2	190	Jr.	2L	Covina, Calif. (Charter Oak)	S 2/2
43	BOUNDS, Chris	TE	6- 4	245	Fr.	RS	Thousand Oaks, Calif. (Chaminade College Prep)	S 4/4
70	CALLAHAN, Shane	OL	6- 6	300	Sr.	2L	Parker, Colo. (Chaparral/Auburn)	S 1/1
92	CARRELL, Jordan	DE	6- 3	300	Sr.	1L	Roseville, Calif. (Roseville/ American River College)	S 2/1
87	COCHRANE, Xavier	WR	5- 9	170	So.	VR	Phoenix, Ariz. (Mountain Pointe)	WO 3/3
80	COLEMAN, Derek	TE	6- 5	215	Fr.	HS	Broomfield, Colo. (Legacy)	WO 5/4
59	COLEMAN, Timothy Jr.	DE	6- 3	250	Jr.	2L	Denver, Colo. (Mullen)	S 2/2
37	COOPER, Lucas	DB	5-10	180	Fr.	RS	Palos Verdes, Calif. (Palos Verdes)	WO 4/4
89	DEMENT, Kevin	WR	5-11	180	So.	HS	Centennial, Colo. (Arapahoe)	WO 3/3
17	ENTO, Kabion	WR	6- 3	180	Jr.	JC	Pine Bluff, Ark. (Dollarway/East Central [Miss.] CC)	S 3/2
21	EVANS, Kyle	TB	5- 6	175	So.	1L	San Jose, Calif. (Archbishop Mitty)	S 3/3
42	FALO, N.J.	OLB	6- 2	220	So.	1L	Sacramento, Calif. (Inderkum)	S 4/3
1	FIELDS, Shay	WR	5-11	180	Jr.	2L	Bellflower, Calif. (St. John Bosco)	S 3/2
7	FISHER, Nick	DB	6- 0	180	So.	1L	Temecula, Calif. (Great Oak)	S 4/3
56	FRANKE, Jase	DT	6- 3	260	So.	1L	Camarillo, Calif. (St. Bonaventure)	S 3/3
5	FRAZIER, George	TE/HB	6- 2	260	Jr.	2L	Monrovia, Calif. (Monrovia)	S 2/2
88	GALLOWAY, Danny	WR	6- 0	200	Jr.	VR	Lone Tree, Colo. (Highlands Ranch/Willamette)	WO 2/2
32	GAMBOA, Rick	ILB	6- 0	230	So.	1L	Sylmar, Calif. (Chaminade College Prep)	S 3/3
7	GEHRKE, Jordan	QB	6- 1	200	Sr.	2L	Scottsdale, Ariz. (Notre Dame Prep/Scottsdale CC)	S 1/1
98	GILBERT, Jimmie	OLB	6- 5	230	Sr.	3L	College Station, Texas (A&M Consolidated)	S 2/1
44	GILLAM, Addison	ILB	6- 3	230	Jr.	3L	Palo Cedro, Calif. (Foothill)	S 2/2
10	GORDON, Dino	TB	5-11	210	Fr.	RS	Compton, Calif. (Millikan)	S 4/4
15	GRAHAM, Chris	PK	6- 3	235	Jr.	2L	Burlingame, Calif. (Burlingame)	S 2/2
83	GRUNDMAN, Sean	WR	6- 2	205	Jr.	VR	Monument, Colo. (Lewis-Palmer/Western State)	WO 2/2
45	GRZESIEK, Tanner	TB	5-10	200	Jr.	TR	Colorado Springs, Colo. (Classical Academy/UCCS)	WO 2/2
64	HAIGLER, Aaron	OL	6- 7	270	Fr.	RS	Northridge, Calif. (Notre Dame)	S 4/4
27	HALL, Joseph	WR	5- 9	170	Jr.	1L	San Luis Obispo, Calif. (Mission Prep)	WO 2/2
96	HASSELBACH, Terran	OLB	6- 1	240	So.	1L	Parker, Colo. (Regis)	S 3/3
40	HELBIG, Chris	DB	6- 4	205	Fr.	HS	Thornton, Colo. (Holy Family)	WO 5/4
38	HILL, Chris	TE/HB	6- 2	225	Sr.	1L	Highlands Ranch, Colo. (Mountain Vista)	S 2/2
99	HOWARD, Aaron	OLB	6- 1	230	Sr.	2L	Denver, Colo. (East/Willamette)	S 1/1
79	HUCKINS, Jonathan	OL	6- 4	285	Jr.	2L	The Woodlands, Texas (The Woodlands)	S 2/2
29	HUDSON, Uryan	DB	5- 9	150	Fr.	HS	Manvel, Texas (Manvel)	WO 5/4
6	HUNTLEY III, Johnny	WR	6- 3	210	Fr.	HS	Plantation, Fla. (South Plantation)	S 5/4
76	IRWIN, Jeromy	OL	6- 5	295	Jr.	3L	Cypress, Texas (Cypress Fairbanks)	S 2/2
81	IRWIN, Sean	TE	6- 3	250	Sr.	3L	Cypress, Texas (Cypress Fairbanks)	S 1/1
52	JACKSON III, Leo	DE	6- 3	275	Jr.	1L	Decatur, Ga. (North Atlanta/Foothill College)	S 2/2
85	JAN, Justin	WR	6- 3	210	Fr.	RS	Chandler, Ariz. (Chandler)	S 4/4
36	JONES, Akil	LB	6- 0	220	Fr.	HS	San Jose, Calif. (Valley Christian)	S 5/4
8	JULMISSE, Anthony	DB	6- 1	185	Fr.	HS	Plantation, Fla. (South Plantation)	S 5/4
54	KAFOVALU, Samson	DT	6- 4	295	Sr.	3L	Riverside, Calif. (Arlington)	S 1/1
75	KAISER, Josh	OL	6- 5	295	So.	1L	Mission Viejo, Calif. (Mission Viejo)	S 3/3
86	KEENEY, Dylan	TE/HB	6- 6	220	So.	1L	Granite Bay, Calif. (Granite Bay)	S 3/3
74	KELLEY, Alex	C	6- 2	310	Sr.	3L	Oceanside, Calif. (Vista)	S 1/1
89	KINNEY, Alex	P	6- 1	205	So.	1L	Fort Collins, Colo. (Rocky Mountain)	S 4/3
68	KOUGH, Gerrad	OL	6- 4	295	Jr.	2L	Pomona, Calif. (Pomona)	S 2/2
71	KRONSHAGE, Sam	OL	6- 6	295	Jr.	2L	The Woodlands, Texas (The Woodlands)	S 2/2
1	LAGUDA, Afolabi	DB	6- 1	205	Jr.	1L	Snellville, Ga. (Brookwood/Butler CC)	S 2/2
29	LEE, Donovan	TB	5- 9	180	Jr.	2L	West Hills, Calif. (Chaminade College Prep)	S 3/2
20	LEWIS, Drew	LB	6- 2	230	So.	JC	Sammamish, Wash. (Eastlake/Washington/Coffeyville)	S 3/3
33	LEWIS, Troy	TB	6- 2	210	So.	TR	Sammamish, Wash. (Eastlake/Coffeyville)	WO 3/3
23	LINDSAY, Phillip	TB	5- 8	190	Jr.	2L	Aurora, Colo. (Denver South)	S 2/2
78	LISELLA II, John	OL	6- 4	280	So.	1L	Littleton, Colo. (Columbine)	S 3/3
13	LIUFAU, Sefo	QB	6- 4	230	Sr.	3L	Tacoma, Wash. (Bellarmino Prep)	S 2/1
91	LOPEZ, Eddy	DT	6- 3	310	So.	2L	El Paso, Texas (Coronado)	S 3/3
56	LYNOTT, Tim Jr.	OL	6- 3	300	Fr.	RS	Parker, Colo. (Regis)	S 4/4

-continued-

Colorado Alphabetical Roster, continued...

No.	Player	Pos.	Ht.	Wt.	Class	Exp.	Hometown (High School/Previous College)	Status
14	MacINTYRE, Jay	WR	5-10	190	So.	1L	Boulder, Colo. (Monarch)	S 3/3
34	MAKA, Pookie	OLB	6- 3	205	Fr.	HS	Salt Lake City, Utah (Cottonwood)	S 5/4
17	MARKSBERRY, Casey	QB	6- 3	180	Fr.	HS	Gwinnett, Ga. (Waunakee)	WO 5/4
93	MATHEWES, Michael	DE	6- 4	260	So.	1L	Mission Viejo, Calif. (Mission Viejo)	S 3/3
16	MCGARRY, Tyler	QB	6- 0	205	Fr.	HS	Studio City, Calif. (Notre Dame)	WO 4/4
60	MIDDLEMISS, Dillon	OL	6- 5	295	Fr.	RS	Arvada, Colo. (Pomona)	S 4/4
73	MILLER, Isaac	OL	6- 7	280	Fr.	RS	Longmont, Colo. (Silver Creek)	S 4/4
25	MOELLER, Ryan	DB	6- 1	215	Jr.	2L	Rifle, Colo. (Rifle)	S 2/2
12	MONTEZ, Steven	QB	6- 5	225	Fr.	RS	El Paso, Texas (Del Valle)	S 4/4
15	NOYER, Sam	QB	6- 4	215	Fr.	HS	Beaverton, Ore. (Beaverton)	S 5/4
26	OLIVER, Isaiah	DB	6- 1	190	So.	1L	Goodyear, Ariz. (Brophy Prep)	S 4/3
31	OLUGBODE, Kenneth	ILB	6- 1	220	Sr.	3L	San Jose, Calif. (Bellarmine Prep)	S 2/1
82	ORBAN, Robert	WR	6- 6	195	Jr.	1L	Denver, Colo. (Regis)	WO 2/2
9	PATTERSON, T.J.	QB	6- 3	185	Jr.	VR	Boulder, Colo. (Boulder/Wyoming)	WO 2/2
95	PORTER, Nick	P/PK	6- 0	185	Fr.	RS	Louisville, Colo. (Fairview)	WO 4/4
49	PRICE, Davis	PK	6- 2	190	Fr.	HS	Evergreen, Colo. (Evergreen)	WO 5/4
3	RAKESTRAW, Derrion	WR	6- 2	175	Fr.	HS	Woodstock, Ga. (Sequoyah)	S 5/4
3	RIPPY, Deaysean	OLB	6- 2	240	Sr.	1L	McKees Rocks, Pa. (Sto-Rox/Univ. of Pittsburgh)	S 1/1
90	ROBERTS, Terriek	DE/OT	6- 6	255	Fr.	HS	Denver, Colo. (South)	S 5/4
2	ROSS, Devin	WR	5- 9	185	Jr.	3L	Altadena, Calif. (Bishop Alemany)	S 2/2
33	SANDERS, Chase	S	6- 0	185	Fr.	HS	Jupiter, Fla. (Jupiter)	WO 5/4
30	SEVERSON, Ryan	ILB	5-10	205	Sr.	3L	San Jose, Calif. (Valley Christian)	S 2/1
47	SHAVAR, Christian	OLB	6- 3	230	Jr.	2L	Sandy, Utah (Jordan)	S 3/2
28	SILZER, Cameron	P	5-11	180	Jr.	VR	Templeton, Calif. (Templeton/Grossmont/Cuesta)	WO 2/2
61	SMITH, Kolter	OL	6- 2	280	Fr.	HS	Edmond, Okla. (Deer Creek)	WO 5/4
45	STOLTENBERG, Jacob	LB	6- 0	230	Fr.	HS	Sugar Land, Texas (Clements)	WO 5/4
66	SUTTON, Colin	OL	6- 5	290	Jr.	1L	Foothill Ranch, Calif. (Orange Lutheran)	S 2/2
27	TALIANKO, Travis	OLB	6- 1	215	Sr.	1L	Sierra Madre, Calif. (St. Francis/San Jose State/College of the Canyons)	S 1/1
28	TALLEY, Daniel	DB	6- 2	210	So.	TR	Aurora, Colo. (Regis/CSU-Pueblo)	WO 3/3
9	THOMPSON, Tedric	DB	6- 1	205	Sr.	3L	Valencia, Calif. (Valencia)	S 2/1
55	TONZ, Brett	DE	6- 3	285	Fr.	RS	Peoria, Ariz. (Centennial)	S 4/4
22	TREGO, Kyle	DB	6- 0	190	So.	JC	Discovery Bay, Calif. (Liberty/Diablo Valley College)	S 4/3
48	TUGGLE, Joey	TB	5- 7	185	Jr.	VR	Aurora, Colo. (Smoky Hill)	WO 2/2
72	TUULOMA, Lyle	DT	6- 3	305	Fr.	RS	Nanakuli, Hawai'i (Nanakuli)	S 4/4
58	TUPOU, Josh	DT	6- 3	325	Sr.	3L	Buena Park, Calif. (Buena Park)	S 1/1
5	UDOFFIA, Trey	DB	6- 0	185	Fr.	HS	Loomis, Calif. (Del Oro)	S 5/4
50	UMU, Frank	DE	6- 4	280	Fr.	RS	Littleton, Colo. (Heritage)	S 4/4
77	VAUGHN, Hunter	OL	6- 7	290	Fr.	HS	Parker, Colo. (Legend)	S 5/4
18	WALKER, Lee	WR	6- 0	180	So.	1L	San Diego, Calif. (James Madison)	S 3/3
53	WIEFELS, Sully	OL	6- 3	305	Sr.	1L	Eagle, Idaho (Eagle/American River College)	S 1/1
23	WITHERSPOON, Ahkello	DB	6- 3	195	Sr.	2L	Sacramento, Calif. (Christian Brothers/Sacramento City CC)	S 2/1

Heights and weights recorded as of August 6, 2016. **EXPERIENCE KEY:** #L—indicates number of letters earned through 2015; HS—high school; JC—junior college transfer; RS—freshman redshirt in 2015; TR—transfer; VR—varsity reserve performer. **STATUS KEY (Fall):** S—scholarship, WO—walk-on; #/#—clock at start of 2016 season, i.e., 2/1: two years to play one in eligibility. Note: Boatman & Hill are fourth-year juniors declaring senior status.

#### Late Walk-On Additions

No.	Player	Pos.	Ht.	Wt.	Class	Exp.	Hometown (High School/Previous College)	Status
	CARROLL, Ellis							
25	COURTNEY, Daniel	WR	6- 2	180	Fr.	HS	Miami, Fla. (Columbus)	WO 5/4
51	MEEK, Bryan	LB	6- 0	215	Jr.	HS	Niwot, Colo. (Niwot/Air Force)	WO 2/2
65	SHAW, Austin	LS	6- 4	220	Fr.	HS	Austin, Texas (Regents School)	WO 4/4

#### Inactive Roster Players (Injured/Ineligible/Etc.)

No.	Player	Pos.	Ht.	Wt.	Class	Exp.	Hometown (High School/Previous College)	Reason	Status
62	EGGERS, Justin	OL	6- 5	310	Fr.	TR	Marshall, Wis. (Marshall/Western Illinois)	Transfer	WO 4/4
10	GONZALEZ, Diego	PK	6- 0	215	Sr.	2L	Monterrey, MEXICO (Prepa Tec/Monterrey Tech)	Injured (Achilles)	S 1/1
46	HEADLEY, Trent	OLB	6- 2	225	Jr.	VR	Littleton, Colo. (Columbine/Metro State)	Injured (shoulder)	WO 2/2
95	McCARTNEY, Derek	OLB	6- 3	250	Jr.	2L	Westminster, Colo. (Faith Christian)	Injured (knee)	S 2/2
39	SANCHEZ, Jaisen	DB	6- 1	200	So.	1L	Kapolei, Hawai'i (St. Louis)	Injured (knee)	S 3/3
9	WINFREE, Juwann	WR	6- 3	205	Jr.	JC	Englewood, N.J. (Dwight Morrow/Maryland/Coffeyville)	(knee)	S 3/2

#### Grayshirt Candidates

No.	Player	Pos.	Ht.	Wt.	Class	Exp.	Hometown (High School/Previous College)	Status
....	LYTLE, Chance	OT	6- 7	290	Fr.	HS	San Antonio, Texas (Churchill)	S 5/4
....	PURSELL, Colby	OL	6- 4	290	Fr.	HS	Valencia, Calif. (Hart)	S 5/4

**2016 COACHING STAFF:** Head Coach: Mike MacIntyre. Assistant Coaches: Jim Leavitt (DC/LB), Brian Lindgren (OC/QB), Darrin Chiaverini (co-OC/WR), Klayton Adams (OL), Gary Bernardi (TE/HB), Charles Clark (CB), Darian Hagan (RB), Jim Jeffcoat (DL), Joe Tumpkin (S), Drew Wilson (S&C).  
**Grad Assistants:** Corey Edsall, John Hughes, Peter Tuitupou, Chidera Uzo-Diribe.

**2016 TEAM CAPTAINS:** HB George Frazier (#5), OT Jeromy Irwin (#76), TB Phillip Lindsay (#23), QB Sefo Liufau (#13), ILB Kenneth Oluigbode (#31).

# 2016 UNIVERSITY OF COLORADO BUFFALO FOOTBALL STATISTICS

Won 2, Lost 1 (0-0 Pac-12)

RESULTS/Attendance (◆—Pac-12 Game)				Result	Time	Attendance
S 2	Colorado State (N; Denver)	W	44-7	3:22		69,850
S 10	IDAHO STATE	W	56-7	3:13		39,505
S 17	at Michigan	L	28-45	3:22		110,042
S 24	◆ at Oregon	(PAC12)		3:37 p.m.	MDT	
O 1	◆ OREGON STATE	(PAC12)		12:30 p.m.	MDT	
O 8	◆ at Southern California					TBA
O 15	◆ ARIZONA STATE					TBA
O 22	◆ at Stanford					TBA
N 3	◆ UCLA (N)	(FS-1)		7:00 p.m.	MDT	
N 12	◆ at Arizona					TBA
N 19	◆ WASHINGTON STATE					TBA
N 26	◆ UTAH					TBA

SCORE-BY-QUARTERS	1	2	3	4	OT	—	Total
COLORADO	56	45	20	7	0	—	128
Opponents	7	17	21	14	0	—	59

TEAM STATISTICS	Colorado	Opponents
FIRST DOWNS	75	39
by rushing	35	16
by passing	33	20
by penalty	7	3
FIRST DOWN PLAYS/YARDS	107/829	78/384
average gain on first down	7.75	4.92
THIRD DOWN EFFICIENCY	24-50	12-46
percentage	48.0	26.1
FOURTH DOWN EFFICIENCY	2-4	1-4
percentage	50.0	25.0
RUSHING ATTEMPTS	146	89
yards gained	641	417
yards lost	55	58
NET RUSHING YARDS	586	359
average per rush	4.01	4.03
average per game	195.3	119.7
PASSING ATTEMPTS	98	101
passes completed	63	48
had intercepted	0	3
completion percentage	64.3	47.5
efficiency rating	169.6	77.9
NET PASSING YARDS	914	359
average per attempt	9.33	.55
average per completion	14.5	7.5
average per game	304.7	119.7
TOTAL OFFENSIVE PLAYS	244	190
TOTAL NET YARDS	1500	718
AVERAGE GAIN PER PLAY	6.15	3.78
AVERAGE PER GAME	500.0	239.3
FUMBLES-LOST	5-3	4-3
PENALTIES/YARDS	16/118	15/134
Offensive	6/45	8/61
Defensive	4/22	6/68
Special Teams	5/36	1/5
Bench/Fans/NCAA Unsportsmanlike	1/15	0/0
TURNOVERS (Margin: +3/+1.00)	3	6
TOTAL RETURN YARDS	160	155
Punt Returns: No-Yards	10-107	6-138
Interceptions: No-Yards	3-35	0-0
Misc. (Fumble/Blk. FG) Returns	1-18	1-17
KICKOFF RETURNS: No-Yards	6-141	7-199
average per return	23.5	28.4
PUNTS	16	24
yards	588	989
gross average	36.8	41.2
yard deductions: returns/touchbacks	138/40	107/40
net yards	410	842
net average	25.6	35.1
DEFENSIVE/tackles for loss	16-74	18-64
quarterback sacks/yards	6/49	5/34
quarterback hurries	15	12
passes broken up	19	6
forced fumbles (ST)	5 (0)	5 (0)
BLOCKED KICKS (Special Teams)	0	1
TIME OF POSSESSION	99:37	80:23
average per game	33:12	26:48
TIME SPENT IN THE LEAD (tied 11:50)	138:23	29:47
TIMES PENETRATED OPPONENT 20	18	6
scores/td,fg	16/13,3	5/4,1
GOAL-TO-GO SITUATIONS	7	3
scores/td,fg	7/7,0	3/3,0
TOTAL DRIVES	45	44
drives ended by:		
TD	16	6
FGMade/FGMiss	3/2	1/2
Punt/Downs	16/2	24/2
TO/SAF/Clock	3/0/3	6/0/3
TOTAL POINTS	128	59
average per game	42.7	19.7

## RUSHING

Player	G	Att	Gain	Loss	NET	att.	game	TD	Long	20+	10+	5+	game
Phillip Lindsay .....	3	39	178	2	176	4.51	58.7	4	15	0	5	15	95
Sefo Liufau .....	3	28	144	20	124	4.43	41.3	1	19t	0	5	11	66
Kyle Evans .....	3	27	114	4	110	4.07	36.7	2	20	1	1	12	52
Donovan Lee .....	3	19	91	7	84	4.42	28.0	0	21	1	3	8	41
Beau Bisharat .....	3	12	37	1	36	3.00	12.0	0	7	0	0	4	19
Troy Lewis .....	1	9	33	0	33	3.67	33.0	0	17	0	1	1	33
Steven Montez .....	3	8	44	14	30	3.75	10.0	0	14	0	3	4	34
Devin Ross .....	3	1	0	2	- 2	-2.00	- 0.7	0	- 2	0	0	0	- 2
Michael Adkins II .....	1	2	0	4	- 4	-2.00	- 4.0	0	- 2	0	0	0	- 4
Alex Kelley .....	2	0	0	0	0	.....	.....	1	-	.....	.....	.....	.....
Team ( <i>k-downs, snaps</i> )	3	0	0	0	- 1	.....	.....	.....	-	.....	.....	.....	.....

## PASSING

Player	G	Att	Com	Int	/7	Pct.	Yards	att.	comp.	TD	Long	HT	Sacked	Att.	Yards	Avg.
Sefo Liufau.....	3	76-	54-	0	(0)	71.1	<b>768</b>	10.1	14.2	6	70t	6	2/20	104	<b>892</b>	<b>8.6</b>
Steven Montez....	3	17-	6-	0	(0)	35.3	<b>117</b>	6.9	19.5	2	69t	5	2/14	25	<b>147</b>	<b>5.9</b>
Jordan Gehrke....	2	4-	2-	0	(0)	50.0	<b>15</b>	3.8	7.5	0	14	1	0/0	4	<b>15</b>	<b>3.8</b>
Jay MacIntyre.....	3	1-	1-	0	(0)	100.0	<b>14</b>	14.0	14.0	0	14	0	0/0	1	<b>14</b>	<b>14.0</b>
Team ( <i>spiked passes</i> )	0	0-	0-	0	...	0.0	...	....	....	..	..	0	0/0	1	-1	-1.0

NCAA Ratings: Liufau 182.0, Montez 131.9, Gehrke 81.5, MacIntyre 217.6.

Passes w/o INT: Liufau 89, Gehrke 25, Montez 10 (T—interceptions that were tipped; HT—hurried throws)

## RECEIVING

Player	G	No.	Yards	rec.	game	TD	Long	20+	10+	rec	yards
Devin Ross .....	3	18	202	11.2	67.3	4	37t	2	8	8	8-97
Shay Fields .....	3	9	256	28.4	85.3	1	70t	4	6	4	4-99
Bryce Bobo .....	3	8	156	19.5	52.0	0	50	3	5	5	5-99
Jay MacIntyre .....	3	8	84	10.5	28.0	0	28	2	2	6	6-76
Phillip Lindsay .....	3	6	32	8.0	10.7	0	11	0	1	3	3-23
Donovan Lee .....	3	4	25	6.3	8.3	0	10	0	1	2	2-12
Kabion Ento .....	3	3	104	34.7	34.7	2	69t	1	3	2	2-88
Johnny Huntley .....	2	1	14	14.0	7.0	0	14	0	1	1	1-14
Sefo Liufau .....	3	1	14	14.0	4.7	0	14	0	1	1	1-14
Chris Bounds .....	3	1	8	8.0	2.7	0	8	0	0	1	1- 8
Kyle Evans .....	3	1	8	8.0	2.7	0	8	0	0	1	1- 8
Joseph Hall .....	1	1	6	6.0	6.0	0	6	0	0	1	1- 6
Chris Hill .....	2	1	4	4.0	4.0	1	4t	0	0	1	1- 4
Michael Adkins II .....	1	1	1	1.0	1.0	0	1	0	0	1	1- 1

## SCORING

Player	G	Touchdowns-----				2Pt.	PAT	EP-EPA	FG-EPA	Saf	DEX	PTS
		Total	Rush	Rec.	Ret.							
Diego Gonzalez	3	0	0	0	0	0-0	16-16	3-4	--	--	--	25
Phillip Lindsay	3	4	4	0	0	0-0	0-0	0-0	--	--	--	24
Devin Ross	3	4	0	4	0	0-0	0-0	0-0	--	--	--	24
Kabion Ento	3	2	0	2	0	0-0	0-0	0-0	--	--	--	12
Kyle Evans	3	2	2	0	0	0-0	0-0	0-0	--	--	--	12
Shay Fields	3	1	0	1	0	0-0	0-0	0-0	--	--	--	6
Chris Hill	2	1	0	1	0	0-0	0-0	0-0	--	--	--	6
Alex Kelley	2	1	1	0	0	0-0	0-0	0-0	--	--	--	6
Sefo Liufau	3	1	1	0	0	0-0	0-0	0-0	--	--	--	6
Derek McCartney	3	1	0	0	1	0-0	0-0	0-0	--	--	--	6
Chris Graham	1	0	0	0	0	0-0	1-1	0-0	--	--	--	1
COLORADO	3	17	8	8	1	0-0	17-17	3-4	0	0	0	128
Opponents	3	8	4	2	2	0-0	8-8	1-3	0	0	0	14

## PUNTING

Player	G	No.	Yards	Avg.	Long	20	50+	TB	blk	Yds.	Yds	Avg.
Alex Kinney.....	3	14	595	42.50	53	1	2	2	1	105	450	32.1
Team .....	3	2	- 7	- 3.50	0	0	0	0	-	33	- 40	- 20.0
COLORADO .....	3	16	588	36.75	53	1	2	2	1	138	410	25.6
Opponents .....	3	24	989	41.21	59	4	6	2	0	107	842	35.1

## FIELD GOALS

Player	G	10-19	20-29	30-39	40-49	50-59	60+	Total	Pct.	Long
Diego Gonzalez	3	0-0	2-2	1-2	0-0	0-0	0-0	3-4	75.0	30
(30.29.22) (-) (36wr)										
Chris Graham	1	0-0	0-0	0-0	0-1	0-0	0-0	0-1	0.0	0
(40wl)										
Opponents	3	0-0	0-0	1-2	0-1	0-0	0-0	1-3	33.3	39

## ALL-PURPOSE YARDS (Top 3)

Player	G	Plays	Rush	Rec.	PR	KOR	Total	Avg.	Avg./G
Shay Fields	3	9	0	256	0	0	256	28.4	85.3
Phillip Lindsay	3	46	176	32	0	26	234	5.1	78.0
Devin Ross	3	19	-2	202	0	0	200	10.6	66.7
Jay MacIntyre	3	18	0	84	107	0	191	10.6	63.7



Colorado Football Statistics / 2-2-2

DEFENSIVE

		Tackles-----						----For Loss----			Miscellaneous-----							
Pos	Player	G	Plays	UT	AT	---	TOTAL	Avg.	Sacks	Other	TZ	3DS	QBP	QCD	FR	FF	PBU	
LB	Kenneth Olugbode.....	3	149	20	4	---	24	8.0	1- 8	1- 1	2	3	1	1	1	0	0	
LB	Rick Gamboa.....	3	140	11	9	---	20	6.7	0- 0	1- 5	0	2	0	0	0	0	2	
DB	Chidobe Awuzie.....	3	150	15	1	---	16	5.3	1-10	1- 2	0	5	2	0	0	0	1	3
DB	Afolabi Laguda.....	3	153	9	4	---	13	4.3	0- 0	1- 1	0	1	1	0	0	0	0	
DB	Tedric Thompson.....	3	147	7	5	---	12	4.0	0- 0	1- 1	0	4	1	0	0	0	4	
DL	Samson Kafovalu.....	3	118	7	4	---	11	3.7	1- 8	0- 0	2	0	1	0	0	0	0	
DT	Jordan Carrell.....	3	118	7	3	---	10	3.3	1- 3	0- 0	0	1	3	0	0	0	0	
DT	Josh Tupou.....	3	97	5	5	---	10	3.3	½- 2	1- 1	1	1	1	0	0	0	0	
DB	Isaiah Oliver.....	3	92	8	1	---	9	3.0	0- 0	1- 5	0	0	0	0	0	0	1	0
LB	Jimmie Gilbert.....	3	143	5	4	---	9	3.0	1½-18	1- 5	0	4	1	1	0	0	1	1
DB	Ryan Moeller.....	3	70	3	5	---	8	2.7	0- 0	1- 2	0	1	0	0	0	0	0	1
LB	Drew Lewis.....	2	33	3	1	---	4	2.0	0- 0	0- 0	0	1	0	0	0	0	0	1
LB	Addison Gillam.....	3	39	3	1	---	4	1.3	0- 0	0- 0	0	0	0	0	0	0	0	0
DE	Timothy Coleman.....	3	48	1	3	---	4	1.3	0- 0	0- 0	0	0	1	0	0	0	0	0
DT	Jase Franke.....	3	24	3	0	---	3	1.0	0- 0	0- 0	1	0	1	1	0	1	0	0
DB	Ahkello Witherspoon..	3	139	3	0	---	3	1.0	0- 0	0- 0	0	1	0	0	0	0	0	5
DB	Tony Julmisse.....	2	32	3	0	---	3	1.5	0- 0	0- 0	0	0	0	0	0	1	0	0
LB	Derek McCartney.....	2	67	1	2	---	3	1.5	0- 0	1- 2	0	1	0	1	1	0	0	0
LB	Ryan Severson.....	1	25	2	0	---	2	2.0	0- 0	0- 0	0	0	1	0	0	0	0	0
LB	Christian Shaver.....	3	63	1	1	---	2	0.7	0- 0	0- 0	0	1	0	0	0	0	0	1
DL	Leo Jackson III.....	3	57	1	1	---	2	0.7	0- 0	0- 0	0	0	0	0	0	0	0	0
DB	Andrew Bergner.....	2	28	1	1	---	2	1.0	0- 0	0- 0	0	0	0	0	0	0	1	1
DE	Aaron Howard.....	1	10	1	1	---	2	2.0	0- 0	0- 0	0	0	0	0	0	0	0	0
LB	Terran Hasselbach.....	3	48	1	0	---	1	0.3	0- 0	0- 0	0	0	0	0	0	0	0	0
DL	Brett Tonz.....	2	12	1	0	---	1	0.5	0- 0	0- 0	0	0	0	0	0	0	0	0
DL	Frank Umu.....	1	8	1	0	---	1	1.0	0- 0	0- 0	0	0	0	0	0	0	0	0
DB	Lucas Cooper.....	1	6	1	0	---	1	1.0	0- 0	0- 0	0	0	0	0	0	0	0	0
DL	Michael Mathewes.....	1	8	0	1	---	1	1.0	0- 0	0- 0	0	1	1	0	0	0	0	0
DB	Nick Fisher.....	2	31	0	0	---	0	0.0	0- 0	0- 0	0	0	0	0	0	0	0	0
DB	Daniel Talley.....	2	21	0	0	---	0	0.0	0- 0	0- 0	0	0	0	0	0	0	0	0
LB	Travis Talianko.....	1	14	0	0	---	0	0.0	0- 0	0- 0	0	0	0	0	0	0	0	0

DEFENSIVE SCRIMMAGE SNAPS: 190. **FOURTH DOWN STOPS (3;** included in third down stops above): Gamboa, Mathewes, Thompson.  
TOUCHDOWN SAVES (6): Thompson 2, Awuzie, Gillam, Oliver, Olugbode. **INTERCEPTIONS CAUSED (1):** Franke. **SACKS FOR 0 (0):** None; Opponents 0. **SAFETIES (0):** None.

ATTENDANCE

Site	G	Attendance	Average	High	W-L
In Boulder.....	1	39,505	39,505.0	39,505	1-0
On The Road ...	1	110,042	110,042.0	110,042	0-1
Neutral.....	1	69,850	69,850.0	69,850	1-0

PUNT RETURNS

Player	G	No.	Yards	Avg.	Long	TD
Jay MacIntyre.....	3	10	107	10.7	32	0

KICKOFF RETURNS

Player	G	No.	Yards	Avg.	Long	TD
Phillip Lindsay.....	3	1	26	26.0	26	0
Tony Julmisse.....	3	5	115	23.0	32	0

INTERCEPTION RETURNS

Player	G	No.	Yards	Avg.	Long	TD
Tedric Thompson.....	3	1	20	20.0	20	0
Chidobe Awuzie.....	3	1	14	14.0	14	0
Tony Julmisse.....	3	1	1	1.0	1	0

FUMBLE RETURNS

Player	G	No.	Yards	Avg.	Long	TD
Derek McCartney.....	3	1	18	18.0	18t	1

SPECIAL TEAMS STATISTICS

Player	UT	UT/20	AT	AT/20	FF	FR	KSD	WB	DP	BLK	FFC	FDf	RK	OTH	POINTS
Ryan Severson.....	1	0	0	0	0	0	5	0	0	0	0	0	0	0	= 6
Chidobe Awuzie.....	1	0	0	0	0	0	0	0	0	0	1	2	0	1	= 5
Tony Julmisse.....	0	0	2	0	0	0	1	0	0	0	1	1	0	0	= 5
Isaiah Oliver.....	1	0	2	0	0	0	1	0	0	0	0	1	0	0	= 5
Nick Fisher.....	0	0	1	1	0	0	1	0	0	0	0	0	0	1	= 4
Andrew Bergner.....	1	0	1	0	0	0	0	0	0	0	0	0	0	1	= 3
Daniel Talley.....	0	0	0	0	0	0	3	0	0	0	0	0	0	0	= 3
J.T. Bale.....	0	0	1	0	0	0	0	0	0	0	1	0	0	0	= 2
Beau Bisharat.....	1	0	0	0	0	0	0	0	0	0	1	0	0	0	= 2
Lucas Cooper.....	1	1	0	0	0	0	0	0	0	0	0	0	0	0	= 2
Kabion Ento.....	0	0	0	0	0	0	2	0	0	0	0	0	0	0	= 2
George Frazier.....	0	0	0	0	0	0	2	0	0	0	0	0	0	0	= 2
Tedric Thompson.....	0	0	0	0	0	0	0	0	0	0	0	0	0	1	= 1

Player	UT	UT/20	AT	AT/20	FF	FR	KSD	WB	DP	BLK	FFC	FDf	RK	OTH	POINTS
Aaron Howard.....	0	0	0	0	0	0	2	0	0	0	0	0	0	0	= 2
Sean Irwin.....	0	0	0	0	0	0	2	0	0	0	0	0	0	0	= 2
Ryan Moeller.....	1	0	0	0	0	0	0	0	0	0	1	0	0	0	= 2
Christian Shaver.....	0	0	0	0	0	0	0	0	0	0	1	1	0	0	= 2
Shane Callahan.....	1	0	0	0	0	0	0	0	0	0	0	0	0	0	= 1
Diego Gonzalez.....	1	0	0	0	0	0	0	0	0	0	0	0	0	0	= 1
Johnny Huntley III.....	1	0	0	0	0	0	0	0	0	0	0	0	0	0	= 1
Afolabi Laguda.....	0	0	0	0	0	0	1	0	0	0	0	0	0	0	= 1
Drew Lewis.....	0	0	0	0	0	0	1	0	0	0	0	0	0	0	= 1
Phillip Lindsay.....	0	0	0	0	0	0	1	0	0	0	0	0	0	0	= 1
Robert Orban.....	0	0	0	0	0	0	1	0	0	0	0	0	0	0	= 1
Travis Talianko.....	0	0	0	0	0	0	1	0	0	0	0	0	0	0	= 1

**BLOCKED KICKS SUMMARY (0).** (OTHER— FG Pressure: Thompson. Punt Pressure: Bergner. Touchdown Saves: Awuzie. Stuffed Punt Fakes: Fisher. Caused Penalties: None.)

**KEY:** UT—Unassisted Tackle; **UT/20**—UT Inside-the-20; **AT**—Assisted Tackle; **AT/20**—AT Inside-the-20; **TZ**—Tackles For Zero; **3DS**—Third/Fourth Down Stops (tackles, INTs, QBPs or PBUs); **QBP**—Quarterback Pressure; **QCD**—Quarterback Chasedowns; **FF**—Forced Fumble; **FR**—Fumble/Muff Recovery (Opponent on defense or CU or Opponent on special teams); **PBU**—Passes Broken Up; **KSD**—Knockdown or Springing Block on Kick Return; **WB**—Wedge Break; **DP**—Downed Punt (meaningful); **BLK**—Blocked Kick; **RK**—Recovered Blocked Kick, Punt or On-side kick; **FFC**—Forced Fair Catch; **FDf**—First Downfield (on kickoff or punt that altered return path); **CP**—Caused Penalty. A defensive game played is credited only when a player is in for at least one defensive play; defensive tackles do not include special team tackles. **NOTE:** Defensive/special team statistics compiled from coaches' video; NCAA/Pac-12 Colorado stats are not accurate.

YARDS BY QUARTER/HALF

	COLORADO								OPPONENT								COLORADO			OPPONENT		
Game	1Q	2Q	1H	3Q	4Q	2H	OT	GAME	1Q	2Q	1H	3Q	4Q	2H	OT	GAME	20+	10+	5+	20+	10+	5+
Colorado State	253	111	364	110	104	214	---	578	10	69	79	98	48	146	---	225	6	18	42	1	8	21
Idaho State	164	246	410	114	73	187	---	597	35	13	48	35	13	48	---	96	5	15	43	0	1	10
Michigan	195	37	232	70	23	93	---	325	66	141	207	151	39	190	---	397	3	12	19	5	15	25
Oregon																						
Oregon State																						
Southern California																						
Arizona State																						
Stanford																						
UCLA																						
Arizona																						
Washington State																						
Utah																						

BIG PLAYS

## AT-A-GLANCE SUMMARIES

[illegible]

## OFFENSIVE LINE STATISTICS

Player	Play Count-----												Season Totals-----						
	CSU	ISU	UM	UO	OSU	USC	ASU	STAN	UCLA	UA	WSU	UTAH	Plays	KD	TDB	PPTD	QBS	PRS	PEN
S. CALLAHAN.....	4	44	---										48	1	0	0	0	1	0
A. HAIGLER.....	4	46	53										103	2	0	3	0	2	0
J. HUCKINS.....	INJ	19	INJ										19	0	0	1	0	0	0
J. IRWIN.....	85	44	67										196	7	3	6	0	1	2
J. KAISER.....	4	44	---										48	0	0	1	0	0	0
A. KELLEY.....	52	INJ	67										119	1	3	3	1/2	1	2
G. KOUGH.....	85	44	67										196	1	3	4	1	0	0
S. KRONSHAGE....	85	42	14										141	3	4	3	0	1	0
J. LISELLA.....	INJ	INJ	INJ										0	0	0	0	0	0	0
T. LYNOTT.....	89	44	67										200	2 1/2	6	3	1	1	0
D. MIDDLEMISS....	---	25	---										25	0	0	0	0	0	0
I. MILLER.....	INJ	INJ	INJ										0	0	0	0	0	0	0
C. SUTTON.....	4	44	---										48	0	0	1	0	1	0
S. WIEFELS.....	33	44	---										77	1/2	3	2	0	0	1
Team.....	89	88	67										1220	18	22	27	2 1/2	8	5

**KEY:** Play count in bold indicates overall grade of 2.25 or better; KD—Knockdown Blocks (pancakes/blown off the line/finishes); TDB—Touchdown Blocks (direct); PPTD—Perfect plays on passing touchdowns; OBS—Quarterback Sacks Allowed; PRS—Pressures Allowed; PEN—Penalties.

**FG/PAT TEAM PLAY COUNT (22):** Haigler 22, Kaiser 22, Frazier 20, S. Irwin 20, Lynott 20, Tupou 20, Kough 17, Kronshage 15, Tonz 5, Wiefels 5, Bounds 2, Callahan 2, Howard 2, Middlemiss 2, Sutton 2 (*Snappers:* Bale 22; *Holders:* Orban 22; *Kickers:* Gonzalez 20, Graham 2). **PUNT TEAM SNAPS (16; includes fakes, roughing calls):** J.T. Bale 16.

### NON-OFFENSIVE SCORES (1)

vs. Opponent	Player	Play	By Opponent (2)	Player	Play
Michigan	Derek McCartney	18 fumble return	Michigan	Grant Perry	6 blocked punt return
			Michigan	Jabrill Peppers	54 punt return

**MISCELLANEOUS STAT BOX**

(Coin Toss: O-offense; D-Defense; d-deferred/played defense first)

	Red Zone (Scores-Att; (TD/FG); Plays-Yds)						Avg./ 1st Down		2nd Down Eff.		3rd Dn/Avg-to-Go		Plays (+/0/-)					Plus Territory (Plays-Yards)				Coin Toss
Game	Colorado			Opponent			Colo	Opp.	Colo	Opp.	Colo.	Opp.	Colorado			Opponent		Colorado	Opponent	Temp		
Colorado State	8-8	(5/3)	18-55	1-1	(1/0)	4-10	7.9	4.8	10-30	3-20	5.3	5.0	71	14	4	42	17	5	49-281	22- 48	82°	W (d)
Idaho State	7-8	(7/0)	19-98	1-1	(1/0)	3- 4	10.1	2.1	9-29	2-19	4.6	9.2	72	13	3	27	23	5	51-316	5- 15	77°	W (d)
Michigan	1-2	(7/0)	4- 5	3-4	(2/1)	6-23	6.1	6.8	10-24	7-23	9.4	7.6	36	21	10	48	17	6	18- 93	33-189	75°	W (d)
Oregon																						
Oregon State																						
Southern California																						
Arizona State																						
Stanford																						
UCLA																						
Arizona																						
Washington State																						
Utah																						

SCORING DRIVES (Game-By-Game)

Opponent	Plays	Yards	Time	Result	Qtr	(Down) How	PAT	Quarterback
Colorado State	11	73	2:59	TD	1	(2) Kelley recovered fumble in end zone	Gonzalez	Liufau
Colorado State	6	70	1:56	TD	1	(2) Ross 17 pass from Liufau	Gonzalez	Liufau
Colorado State	3	62	1:09	TD	1	(2) Lindsay 1 run	Gonzalez	Liufau
Colorado State	4	1	1:14	*FG	2	(4) Gonzalez 30 FG	.....	Liufau
Colorado State	5	59	1:01	TD	2	(1) Lindsay 1 run	Gonzalez	Liufau
Colorado State	16	64	4:17	FG	3	(4) Gonzalez 29 FG	.....	Liufau
Colorado State	10	61	4:28	*FG	3	(4) Gonzalez 22 FG	.....	Liufau
Colorado State	11	50	6:20	*TD	4	(3) Evans 1 run	Gonzalez	Liufau
Idaho State	5	77	2:11	TD	1	(1) Ross 15 pass from Liufau	Gonzalez	Liufau
Idaho State	5	61	1:34	TD	1	(1) Lindsay 6 run	Gonzalez	Liufau
Idaho State	8	48	2:08	TD	2	(2) Lindsay 2 run	Gonzalez	Liufau
Idaho State	4	52	1:39	TD	2	(3) Evans 1 run	Gonzalez	Liufau
Idaho State	8	66	3:10	TD	2	(4) Hill 4 pass from Liufau	Gonzalez	Liufau
Idaho State	5	62	1:46	TD	2	(1) Liufau 19 run	Gonzalez	Liufau
Idaho State	4	82	1:14	TD	2	(1) Ento 69 pass from Montez	Gonzalez	Montez
Idaho State	6	38	1:54	*TD	3	(3) Ento 19 pass from Montez	Graham	Montez
Michigan	3	49	0:51	TD	1	(2) Ross 37 pass from Liufau	Gonzalez	Liufau
Michigan	10	67	4:38	TD	1	(2) Ross 6 pass from Liufau	Gonzalez	Liufau
Michigan	3	80	0:58	TD	3	(1) Fields 70 pass from Liufau	Gonzalez	Liufau

(\*—scored following a turnover).

Drive Analysis

DISTANCE	COLORADO		OPPONENT	
Length (minus)	TD	FG	TD	FG
0— 9	0	1	0	0
10—19	0	0	0	0
20—29	0	0	1	0
30—39	1	0	1	0
40—49	2	0	2	1
50—59	3	0	0	0
60—69	5	2	1	0
70—79	3	0	0	0
80—89	2	0	1	0
90—99	0	0	0	0

GAME OPENING DRIVES

Game	COLORADO			OPPONENT		
	Pts	FD	Yds	Pts	FD	Yds
Colorado State	7	6	73	0	0	7
Idaho State	7	4	77	0	1	11
Michigan	7	2	49	0	1	19

Oregon
Oregon State
Southern California
Arizona State
Stanford
UCLA
Arizona
Washington State
Utah

SECOND HALF OPENING DRIVES

Game	COLORADO			OPPONENT		
	Pts	FD	Yds	Pts	FD	Yds
Colorado State	3	4	64	0*	2	38
Idaho State	0	1	16	0	1	15
Michigan	7	2	80	7	1	45

Oregon
Oregon State
Southern California
Arizona State
Stanford
UCLA
Arizona
Washington State
Utah

(\*—drive ended by a turnover)

POSSESSIONS AT-A-GLANCE

	Avg. 3-Plays				
	No.	Plays	Snaps & Out*	Snaps/TD	
Colorado	45	244	5.42	10	15.3 (16)
Opponent	44	190	4.32	18	31.7 (6)

(\*—less if there is a turnover; must not have earned a first down or scored a touchdown.)

POINTS BY DRIVE

Drive (CU/Opp)	COLORADO			OPPONENT		
	Pts	TD	FG	Pts	TD	FG
1 (3/3)	21	3	0	0	0	0
2 (3/3)	7	1	0	0	0	0
3 (3/3)	14	2	0	0	0	0
4 (3/3)	14	2	0	0	0	0
5 (3/3)	10	1	1	0	0	0
6 (3/3)	7	1	0	7	1	0
7 (3/3)	7	1	0	0	0	0
8 (3/3)	14	2	0	3	0	1
9 (3/3)	3	0	1	7	1	0
10 (3/3)	10	1	1	7	1	0
11 (3/3)	7	1	0	7	1	0
12 (3/3)	7	1	0	7	1	0
13 (3/3)	0	0	0	7	1	0
14 (2/2)	0	0	0	0	0	0
15 (2/2)	0	0	0	0	0	0
16 (1/1)	--	--	--	0	0	0
17 (1/0)	--	--	--	--	--	--

YARDS PER PLAY—TD Drives: 9.5 (100-949); FG Drives: 4.3 (27-116); Non-Scoring Drives: 3.7 (117-435).

## Scrimmage

**long rushing score:**

## Returns

**Returns 20+ yards in length:** 6 ( 4 kickoff, 1 punt, 1 interception, 0 fumble, 0 misc.)  
**Returns 30+ yards in length:** 4 ( 2 kickoff, 1 punt, 1 interception, 0 fumble, 0 misc.)

## Scrimmage

## Returns

**Returns 20+ yards in length:** 5 ( 4 kickoff, 1 punt, 0 interception, 0 fumble, 0 misc.)  
**Returns 30+ yards in length:** 3 ( 2 kickoff, 1 punt, 0 interception, 0 fumble, 0 misc.)

**DRIVE ENGINEERING**

WASH STATE																				TIME SPENT IN THE LEAD		
Game	COLORADO									OPPONENT									Colorado	Tied	Opponent	
	No.	TD	FG-A	PUNT	DWN	TO	SAF	CLK	PTS	No.	TD	FG-A	PUNT	DWN	TO	SAF	CLK	PTS				
Colorado State	13	5	3-3	2	0	2	0	1	44	13	1	0-0	6	1	4	0	1	7	55:31	4:29	0:00	
Idaho State	15	8	0-1	4	1	1	0	0	56	16	1	0-0	11	1	1	0	2	7	55:02	4:58	0:00	
Michigan	17	3	0-1	10	1	0	0	2	21	15	4	1-3	7	0	1	0	0	31	27:50	2:23	29:47	
Oregon																						
Oregon State																						
Southern California																						
Arizona State																						
Stanford																						
UCLA																						
Arizona																						
Washington State																						
Utah																						



FIRST DOWN RUSHING

Player	Att.	Yards	Avg.	FD	TD	Long
Phillip Lindsay .....	17	76	4.5	2	3	13t
Sefo Liufau .....	11	74	6.7	3	1	19t
Kyle Evans .....	11	62	5.6	1	0	20
Donovan Lee .....	13	59	4.5	1	0	15
Beau Bisharat .....	6	24	4.0	0	0	7
Troy Lewis.....	4	19	4.8	1	0	17
Steven Montez .....	1	0	0.0	0	0	0
Devin Ross .....	1	- 2	-2.0	0	0	- 2
Michael Adkins II.....	2	- 4	-2.0	0	0	- 2
Team.....	1	- 1	-1.0	0	0	- 1

FIRST DOWN PASSING

Player	Att-Com-Int	Pct.	Yards	FD	TD	Long	Sacked
Sefo Liufau .....	31-21- 0	67.7	430	10	2	70t	1/6
Steven Montez .....	7- 3- 0	42.9	84	1	1	69t	0/0
Jay MacIntyre .....	1- 1- 0	100.0	14	1	0	14	0/0

FIRST DOWN RECEIVING

Player	No.	Yards	Avg.	FD	TD	Long
Shay Fields .....	6	220	36.7	4	1	70t
Devin Ross .....	5	61	12.2	2	1	31
Bryce Bobo .....	4	113	28.3	3	0	50
Jay MacIntyre .....	3	18	6.0	0	0	9
Phil Lindsay.....	2	14	7.0	1	0	11
Donovan Lee .....	2	11	5.5	0	0	8
Kabion Ento .....	1	69	69.0	1	1	69t
Sefo Liufau .....	1	14	14.0	1	0	14
Chris Bounds .....	1	8	8.0	0	0	8

THIRD-FOURTH DOWN RUSHING

Player	Att.	FD/TD	Pct.	Yards	Avg.	TD	Att.-FD
Kyle Evans .....	7	7	100.0	24	3.4	2	5- 5
Phillip Lindsay .....	6	5	83.3	26	4.3	0	4- 4
Sefo Liufau .....	6	3	50.0	31	5.2	0	0- 0
Steven Montez .....	1	0	0.0	1	1.0	0	0- 0
Donovan Lee .....	1	0	0.0	-2	- 2.0	0	0- 0
Troy Lewis.....	3	0	0.0	8	2.7	0	0- 0

THIRD-FOURTH DOWN PASSING

Player	Att-Com-Int	Pct.	Yards	FD	TD	Long	Sacked
Sefo Liufau .....	18-13- 0	72.2	121	8	1	22	1/8
Steven Montez .....	7- 2- 0	28.6	25	2	1	19t	1/3
Jordan Gehrke .....	3- 2- 0	60.0	15	1	0	14	0/0

THIRD-FOURTH DOWN RECEIVING

Player	No.	Yards	Avg.	FD	TD	Long
Devin Ross .....	6	44	7.3	4	0	17
Bryce Bobo .....	2	36	18.0	1	0	22
Kabion Ento .....	1	19	19.0	1	1	19t
Shay Fields .....	1	14	14.0	1	0	14
Johnny Huntley.....	1	14	14.0	1	0	14
Donovan Lee .....	1	10	10.0	1	0	10
Phillip Lindsay .....	1	9	9.0	0	0	9
Joey Hall .....	1	6	6.0	1	0	6
Chris Hill .....	1	4	4.0	1	1	4t
Jay MacIntyre .....	1	4	4.0	0	0	4
Michael Adkins II.....	1	1	1.0	0	0	1

QUARTERBACK SACKS (6-49)

Colorado State (2-24): Gilbert 1-16, Olugbode 1-8. Idaho State (1-3): Carrell 1-3. Michigan (3-22): Awuzie 1-10, Kafovalu 1-8, Gilbert ½-2, Tupou ½-2.

SACKS BY QTR: CU 2-1-2-1 (0-OT); OPP 0-1-3-1 (0-OT)

2016 COLORADO BUFFALO SINGLE-GAME HIGHS

Individual

LONGEST SCORING RUN— 19, Sefo Liufau vs. Idaho State  
LONGEST NON-SCORING RUN— 21, Donovan Lee vs. Colorado State  
LONGEST SCORING PASS— 70, Sefo Liufau to Shay Fields at Michigan  
LONGEST NON-SCORING PASS— 60, Sefo Liufau to Shay Fields vs. Colorado State  
LONGEST KICKOFF RETURN— 32, Tony Julmisse at Michigan  
LONGEST PUNT RETURN— 32, Jay MacIntyre at Michigan  
LONGEST INTERCEPTION RETURN— 20, Tedric Thompson vs. Colorado State  
LONGEST PUNT— 53, Alex Kinney at Michigan  
LONGEST FIELD GOAL— 30, Diego Gonzalez vs. Colorado State  
MOST TOUCHDOWNS— 2, on three occasions (Lindsay 2, Ento)  
MOST RUSHING ATTEMPTS— 20, Phillip Lindsay vs. Colorado State  
MOST RUSHING YARDS— 95, Phillip Lindsay vs. Colorado State  
MOST PASS ATTEMPTS— 33, Sefo Liufau vs. Colorado State  
MOST PASS COMPLETIONS— 23, Sefo Liufau vs. Colorado State  
MOST INTERCEPTIONS THROWN— N/A  
MOST PASSING YARDS— 318, Sefo Liufau vs. Colorado State  
MOST TOUCHDOWN PASSES— 3, Sefo Liufau at Michigan  
MOST RECEPTIONS— 8, Devin Ross vs. Colorado State  
MOST RECEIVING YARDS— 99, Bryce Bobo vs. Colorado State; Shay Fields at Michigan  
MOST TOTAL OFFENSIVE PLAYS— 47, Sefo Liufau vs. Colorado State (33 pass, 14 rush)  
MOST TOTAL OFFENSE— 384, Sefo Liufau vs. Colorado State (318 pass, 66 rush)  
MOST FIELD GOALS ATTEMPTED— 3, Diego Gonzalez vs. Colorado State  
MOST FIELD GOALS MADE— 3, Diego Gonzalez vs. Colorado State  
MOST TACKLES— 14, Kenneth Olugbode at Michigan (11 UT)  
MOST SOLO TACKLES— 11, Kenneth Olugbode at Michigan (14 TT)  
MOST TACKLES FOR LOSS— 1, on 15 occasions  
MOST QUARTERBACK SACKS— 1, on six occasions  
MOST QUARTERBACK HURRIES— 2, Jordan Carrell vs. Colorado State  
MOST INTERCEPTIONS— 1, on three occasions  
MOST PASSES BROKEN UP— 2, on three occasions (Witherspoon 2, Thompson)  
MOST THIRD/FOURTH DOWN STOPS— 4, Chidobe Awuzie vs. Colorado State  
MOST KNOCKDOWN BLOCKS (OL)— 5, Jeromy Irwin vs. Colorado State  
MOST SPECIAL TEAM POINTS— 5, Chidobe Awuzie at Michigan

Team Bests/Highs

MOST FIRST DOWNS— 32, vs. Idaho State  
MOST RUSHING ATTEMPTS— 57, vs. Idaho State  
MOST RUSHING YARDS— 262 vs. Idaho State  
MOST PASS ATTEMPTS— 34, at Michigan  
MOST COMPLETIONS— 23, vs. Colorado State  
MOST INTERCEPTIONS THROWN— N/A  
MOST PASSING YARDS— 335, vs. Idaho State  
MOST OFFENSIVE PLAYS— 89, vs. Colorado State  
MOST TOTAL OFFENSE— 597, vs. Idaho State  
FEWEST FUMBLES— 1, vs. Idaho State, Michigan  
MOST FUMBLES— 3, vs. Colorado State  
FEWEST TURNOVERS— 0, at Michigan  
MOST TURNOVERS— 2, vs. Colorado State  
MOST TIME OF POSSESSION— 36:36, vs. Idaho State  
LONGEST TOUCHDOWN DRIVE— 82 yards (4 plays), vs. Idaho State  
LONGEST FIELD GOAL DRIVE— 64 yards (16 plays), vs. Colorado State

Defensive Bests

FEWEST FIRS T DOWNS ALLOWED— 7, vs. Idaho State  
FEWEST RUSHING ATTEMPTS ALLOWED— 14, by Idaho State  
FEWEST RUSHING YARDS ALLOWED— 35, vs. Idaho State  
FEWEST PASS ATTEMPTS ALLOWED— 29, vs. Colorado State  
FEWEST PASS COMPLETIONS ALLOWED— 12, vs. Colorado State  
FEWEST PASSING YARDS ALLOWED— 61, vs. Idaho State  
MOST INTERCEPTIONS— 2, vs. Colorado State  
FEWEST TOTAL PLAYS ALLOWED— 56, vs. Idaho State  
FEWEST TOTAL YARDS ALLOWED— 96, vs. Idaho State  
MOST FUMBLES FORCED— 2, vs. Colorado State, Michigan  
MOST TURNOVERS GAINED— 4, vs. Colorado State  
MOST PASSES BROKEN UP— 8, vs. Idaho State  
MOST QUARTERBACK SACKS— 3, at Michigan  
MOST QUARTERBACK HURRIES— 6, vs. Colorado State & Idaho State  
MOST TACKLES FOR LOSS— 6, at Michigan

## GAME-BY-GAME INDIVIDUAL CHARTS / OFFENSE

## RUSHING

## MICHAEL ADKINS II

	Att	Yds	Avg.	Long	TD
Colorado State .....	-----	DNP	-----	-----	-----
Idaho State .....	-----	DNP	-----	-----	-----
Michigan .....	2	-4	-2.0	-2	0
Oregon .....					
Oregon State .....					
USC .....					
Arizona State .....					
Stanford .....					
UCLA .....					
Arizona .....					
Washington State .....					
Utah .....					

## BEAU BISHARAT

	Att	Yds	Avg.	Long	TD
Colorado State .....	4	17	4.3	7	0
Idaho State .....	8	19	2.4	5	0
Michigan .....	0	0	0.0	0	0
Oregon .....					
Oregon State .....					
USC .....					
Arizona State .....					
Stanford .....					
UCLA .....					
Arizona .....					
Washington State .....					
Utah .....					

## KYLE EVANS

	Att	Yds	Avg.	Long	TD
Colorado State .....	8	41	5.2	20	1
Idaho State .....	15	52	3.5	8	1
Michigan .....	4	17	4.3	7	0
Oregon .....					
Oregon State .....					
USC .....					
Arizona State .....					
Stanford .....					
UCLA .....					
Arizona .....					
Washington State .....					
Utah .....					

## DONOVAN LEE

	Att	Yds	Avg.	Long	TD
Colorado State .....	10	44	4.4	21	0
Idaho State .....	8	40	5.0	15	0
Michigan .....	1	3	3.0	3	0
Oregon .....					
Oregon State .....					
USC .....					
Arizona State .....					
Stanford .....					
UCLA .....					
Arizona .....					
Washington State .....					
Utah .....					

## PHILLIP LINDSAY

	Att	Yds	Avg.	Long	TD
Colorado State .....	20	95	4.8	13	2
Idaho State .....	7	30	4.3	8	2
Michigan .....	12	51	4.2	15	0
Oregon .....					
Oregon State .....					
USC .....					
Arizona State .....					
Stanford .....					
UCLA .....					
Arizona .....					
Washington State .....					
Utah .....					

## SEFO LIUFAU

	Att	Yds	Avg.	Long	TD
Colorado State .....	14	66	4.7	12	0
Idaho State .....	6	54	9.0	19t	1
Michigan .....	8	4	0.5	6	0
Oregon .....					
Oregon State .....					
USC .....					
Arizona State .....					
Stanford .....					
UCLA .....					
Arizona .....					
Washington State .....					
Utah .....					

## TROY LEWIS

	Att	Yds	Avg.	Long	TD
Colorado State .....	-----	DNP	-----	-----	-----
Idaho State .....	9	33	3.7	17	0
Michigan .....	-----	DNP	-----	-----	-----
Oregon .....					
Oregon State .....					
USC .....					
Arizona State .....					
Stanford .....					
UCLA .....					
Arizona .....					
Washington State .....					
Utah .....					

## STEVEN MONTEZ

	Att	Yds	Avg.	Long	TD
Colorado State .....	0	0	0.0	0	0
Idaho State .....	4	34	8.5	14	0
Michigan .....	1	0	0.0	0	0
Oregon .....					
Oregon State .....					
USC .....					
Arizona State .....					
Stanford .....					
UCLA .....					
Arizona .....					
Washington State .....					
Utah .....					

## PASSING

## SEFO LIUFAU

	A-C-I	Yds	Long	TD	Rating
Colorado State .....	33-23-0	318	60	1	160.6
Idaho State .....	18-15-0	204	42	2	215.2
Michigan .....	25-16-0	246	70t	3	186.3
Oregon .....					
Oregon State .....					
USC .....					
Arizona State .....					
Stanford .....					
UCLA .....					
Arizona .....					
Washington State .....					
Utah .....					

## STEVE MONTEZ

	A-C-I	Yds	Long	TD	Rating
Colorado State .....	0-0-0	0	0	0	.....
Idaho State .....	10-6-0	117	69t	2	224.3
Michigan .....	7-0-0	0	0	0	0.0
Oregon .....					
Oregon State .....					
USC .....					
Arizona State .....					
Stanford .....					
UCLA .....					
Arizona .....					
Washington State .....					
Utah .....					

## JORDAN GEHRKE

	A-C-I	Yds	Long	TD	Rating
Colorado State .....	-----	DNP	-----	-----	-----
Idaho State .....	3-1-0	14	14	0	72.5
Michigan .....	1-1-0	1	1	0	108.4
Oregon .....					
Oregon State .....					
USC .....					
Arizona State .....					
Stanford .....					
UCLA .....					
Arizona .....					
Washington State .....					
Utah .....					

## RECEIVING

## BRYCE BOBO

	No	Yds	Avg.	Long	TD
Colorado State .....	5	99	19.8	46	0
Idaho State .....	2	7	3.5	7	0
Michigan .....	1	50	50.0	50	0
Oregon .....					
Oregon State .....					
USC .....					
Arizona State .....					
Stanford .....					
UCLA .....					
Arizona .....					
Washington State .....					
Utah .....					

## KABION ENTO

	No	Yds	Avg.	Long	TD
Colorado State .....	0	0	0.0	0	0
Idaho State .....	2	88	44.0	69t	2
Michigan .....	1	16	16.0	16	0
Oregon .....					
Oregon State .....					
USC .....					
Arizona State .....					
Stanford .....					
UCLA .....					
Arizona .....					
Washington State .....					
Utah .....					

## SHAY FIELDS

	No	Yds	Avg.	Long	TD
Colorado State .....	3	79	26.3	60	0
Idaho State .....	2	78	39.0	42	0
Michigan .....	4	99	24.8	70t	1
Oregon .....					
Oregon State .....					
USC .....					
Arizona State .....					
Stanford .....					
UCLA .....					
Arizona .....					
Washington State .....					
Utah .....					

## JOHNNY HUNTLEY

	No	Yds	Avg.	Long	TD
Colorado State .....	0	0	0.0	0	0
Idaho State .....	1	14	14.0	14	0
Michigan .....	-----	DNP	-----	-----	-----
Oregon .....					
Oregon State .....					
USC .....					
Arizona State .....					
Stanford .....					
UCLA .....					
Arizona .....					
Washington State .....					
Utah .....					

## SEAN IRWIN

	No	Yds	Avg.	Long	TD
Colorado State .....	0	0	0.0	0	0
Idaho State .....	0	0	0.0	0	0
Michigan .....	0	0	0.0	0	0
Oregon .....					
Oregon State .....					
USC .....					
Arizona State .....					
Stanford .....					
UCLA .....					
Arizona .....					
Washington State .....					
Utah .....					

## DYLAN KEENEY

	No	Yds	Avg.	Long	TD
Colorado State .....	0	0	0.0	0	0
Idaho State .....	0	0	0.0	0	0
Michigan .....	0	0	0.0	0	0
Oregon .....					
Oregon State .....					
USC .....					
Arizona State .....					
Stanford .....					
UCLA .....					
Arizona .....					
Washington State .....					
Utah .....					

## DONOVAN LEE

	No	Yds	Avg.	Long	TD
Colorado State .....	2	12	6.0	8	0
Idaho State .....	1	10	0.0	10	0
Michigan .....	1	3	3.0	3	0
Oregon .....					
Oregon State .....					
USC .....					
Arizona State .....					
Stanford .....					
UCLA .....					
Arizona .....					
Washington State .....					
Utah .....					

## PHILLIP LINDSAY

	No	Yds	Avg.	Long	TD
Colorado State .....	3	23	7.7	11	0
Idaho State .....	1	9	9.0	9	0
Michigan .....	2	0	0.0	0	0
Oregon .....					
Oregon State .....					
USC .....					
Arizona State .....					
Stanford .....					
UCLA .....					
Arizona .....					
Washington State .....					
Utah .....					

## JAY MacINTYRE

	No	Yds	Avg.	Long	TD
Colorado State .....	2	8	4.0	6	0
Idaho State .....	6	76	12.7	28	0
Michigan .....	0	0	0.0	0	0
Oregon .....					
Oregon State .....					
USC .....					
Arizona State .....					
Stanford .....					
UCLA .....					
Arizona .....					
Washington State .....					
Utah .....					

## DEVIN ROSS

	No	Yds	Avg.	Long	TD
Colorado State .....	8	97	12.1	31	1
Idaho State .....	3	27	9.0	15t	1
Michigan .....	7	78	11.1	37t	2
Oregon .....					
Oregon State .....					
USC .....					
Arizona State .....					
Stanford .....					
UCLA .....					
Arizona .....					
Washington State .....					
Utah .....					

## LEE WALKER

	No	Yds	Avg.	Long	TD
Colorado State .....	-----	-----	-----	-----	-----
Idaho State .....	-----	-----	-----	-----	-----
Michigan .....	-----	-----	-----	-----	-----
Oregon .....	-----	-----	-----	-----	-----
Oregon State .....	-----	-----	-----	-----	-----
USC .....	-----	-----	-----	-----	-----
Arizona State .....	-----	-----	-----	-----	-----
Stanford .....	-----	-----	-----	-----	-----
UCLA .....	-----	-----	-----	-----	-----
Arizona .....	-----	-----	-----	-----	-----
Washington State .....	-----	-----	-----	-----	-----
Utah .....	-----	-----	-----	-----	-----

GAME-BY-GAME INDIVIDUAL CHARTS / DEFENSE

DEFENSIVE

CHIDOBE AWUZIE, CB

	Plays	UT,AT-TT	TFL	PD	3Ds	Other
Colorado State .....	55	8,1—9	1-2	1	4	INT
Idaho State .....	24	2,0—2	0-0	1	0	QBH
Michigan .....	71	5,0—5	1-10	1	1	FF
Oregon .....						
Oregon State .....						
USC .....						
Arizona State .....						
Stanford .....						
UCLA .....						
Arizona .....						
Washington State ...						
Utah .....						

JORDAN CARRELL, DE

	Plays	UT,AT-TT	TFL	PD	3Ds	Other
Colorado State .....	37	3,0—3	0-0	0	0	2-QBH
Idaho State .....	22	2,1—3	1-3	0	1	QBS
Michigan .....	59	2,2—4	0-0	0	0	QBH
Oregon .....						
Oregon State .....						
USC .....						
Arizona State .....						
Stanford .....						
UCLA .....						
Arizona .....						
Washington State ...						
Utah .....						

TIMOTHY COLEMAN, DE

	Plays	UT,AT-TT	TFL	PD	3Ds	Other
Colorado State .....	17	1,0—1	0-0	0	0	QBH
Idaho State .....	23	0,2—2	0-0	0	0	.....
Michigan .....	8	0,1—1	0-0	0	0	.....
Oregon .....						
Oregon State .....						
USC .....						
Arizona State .....						
Stanford .....						
UCLA .....						
Arizona .....						
Washington State ...						
Utah .....						

NICK FISHER, CB

	Plays	UT,AT-TT	TFL	PD	3Ds	Other
Colorado State .....	6	0,0—0	0-0	0	0	.....
Idaho State .....	25	0,0—0	0-0	0	0	.....
Michigan .....						ST ONLY
Oregon .....						
Oregon State .....						
USC .....						
Arizona State .....						
Stanford .....						
UCLA .....						
Arizona .....						
Washington State ...						
Utah .....						

JASE FRANKE, DE

	Plays	UT,AT-TT	TFL	PD	3Ds	Other
Colorado State .....	11	2,0—2	0-0	0	0	FF,QCD
Idaho State .....	10	1,0—1	0-0	0	0	TZ,QBH
Michigan .....	3	0,0—0	0-0	0	0	.....
Oregon .....						
Oregon State .....						
USC .....						
Arizona State .....						
Stanford .....						
UCLA .....						
Arizona .....						
Washington State ...						
Utah .....						

RICK GAMBOA, ILB

	Plays	UT,AT-TT	TFL	PD	3Ds	Other
Colorado State .....	48	3,2—5	0-0	1	1	.....
Idaho State .....	26	1,2—3	0-0	1	0	.....
Michigan .....	66	7,5—12	1-5	0	1	.....
Oregon .....						
Oregon State .....						
USC .....						
Arizona State .....						
Stanford .....						
UCLA .....						
Arizona .....						
Washington State ...						
Utah .....						

JIMMIE GILBERT, OLB

	Plays	UT,AT-TT	TFL	PD	3Ds	Other
Colorado State .....	45	1,1—2	1-16	0	1	FF
Idaho State .....	29	3,2—5	1-5	1	2	QBH
Michigan .....	69	1,1—2	1-2	0	1	QBS
Oregon .....						
Oregon State .....						
USC .....						
Arizona State .....						
Stanford .....						
UCLA .....						
Arizona .....						
Washington State ...						
Utah .....						

ADDISON GILLAM, ILB

	Plays	UT,AT-TT	TFL	PD	3Ds	Other
Colorado State .....	23	2,1—3	0-0	0	0	.....
Idaho State .....	9	0,0—0	0-0	0	0	.....
Michigan .....	7	1,0—1	0-0	0	0	.....
Oregon .....						
Oregon State .....						
USC .....						
Arizona State .....						
Stanford .....						
UCLA .....						
Arizona .....						
Washington State ...						
Utah .....						

TERRAN HASSELBACH, OLB

	Plays	UT,AT-TT	TFL	PD	3Ds	Other
Colorado State .....	22	0,0—0	0-0	0	0	.....
Idaho State .....	23	1,0—1	0-0	0	0	.....
Michigan .....	3	0,0—0	0-0	0	0	.....
Oregon .....						
Oregon State .....						
USC .....						
Arizona State .....						
Stanford .....						
UCLA .....						
Arizona .....						
Washington State ...						
Utah .....						

LEO JACKSON III, DE

	Plays	UT,AT-TT	TFL	PD	3Ds	Other
Colorado State .....	15	1,0—1	0-0	0	0	.....
Idaho State .....	23	0,0—0	0-0	0	0	.....
Michigan .....	19	0,1—1	0-0	0	0	.....
Oregon .....						
Oregon State .....						
USC .....						
Arizona State .....						
Stanford .....						
UCLA .....						
Arizona .....						
Washington State ...						
Utah .....						

TONY JULMISSE, CB

	Plays	UT,AT-TT	TFL	PD	3Ds	Other
Colorado State .....	5	0,0—0	0-0	0	0	FR
Idaho State .....	27	3,0—3	0-0	0	0	INT
Michigan .....						ST ONLY
Oregon .....						
Oregon State .....						
USC .....						
Arizona State .....						
Stanford .....						
UCLA .....						
Arizona .....						
Washington State ...						
Utah .....						

SAMSON KAKOVALU, DE

	Plays	UT,AT-TT	TFL	PD	3Ds	Other
Colorado State .....	45	3,0—3	0-0	0	0	.....
Idaho State .....	23	1,1—2	0-0	0	0	.....
Michigan .....	50	3,3—6	1-8	0	0	2-3DS
Oregon .....						
Oregon State .....						
USC .....						
Arizona State .....						
Stanford .....						
UCLA .....						
Arizona .....						
Washington State ...						
Utah .....						

AFOLABI LAGUDA, S

	Plays	UT,AT-TT	TFL	PD	3Ds	Other
Colorado State .....	55	4,1—5	1-1	0	0	.....
Idaho State .....	27	1,2—3	0-0	0	0	.....
Michigan .....	71	4,1—5	0-0	0	1	.....
Oregon .....						
Oregon State .....						
USC .....						
Arizona State .....						
Stanford .....						
UCLA .....						
Arizona .....						
Washington State ...						
Utah .....						

DREW LEWIS, ILB

	Plays	UT,AT-TT	TFL	PD	3Ds	Other
Colorado State .....	4	0,0—0	0-0	0	0	.....
Idaho State .....	29	3,1—4	0-0	1	1	.....
Michigan .....						ST ONLY
Oregon .....						
Oregon State .....						
USC .....						
Arizona State .....						
Stanford .....						
UCLA .....						
Arizona .....						
Washington State ...						
Utah .....						

MICHAEL MATHEWES, DL

	Plays	UT,AT-TT	TFL	PD	3Ds	Other
Colorado State .....						DNP
Idaho State .....	8	0,1—1	0-0	0	1	QBH
Michigan .....						DNP
Oregon .....						
Oregon State .....						
USC .....						
Arizona State .....						
Stanford .....						
UCLA .....						
Arizona .....						
Washington State ...						
Utah .....						

DEREK McCARTNEY, OLB

	Plays	UT,AT-TT	TFL	PD	3Ds	Other
Colorado State .....	43	1,2—3	1-2	0	1	QCD
Idaho State .....						INJ
Michigan .....	24	0,0—0	0-0	0	0	FR(TD)
Oregon .....						INJ
Oregon State .....						
USC .....						
Arizona State .....						
Stanford .....						
UCLA .....						
Arizona .....						
Washington State ...						
Utah .....						

RYAN MOELLER, S

	Plays	UT,AT-TT	TFL	PD	3Ds	Other
Colorado State .....	31	1,3—4	0-0	0	0	.....
Idaho State .....	25	1,1—2	1-2	1	1	.....
Michigan .....	14	1,1—2	0-0	0	0	.....
Oregon .....						
Oregon State .....						
USC .....						
Arizona State .....						
Stanford .....						
UCLA .....						
Arizona .....						
Washington State ...						
Utah .....						

ISAIAH OLIVER, CB

	Plays	UT,AT-TT	TFL	PD	3Ds	Other
Colorado State .....	24	1,0—1	0-0	0	0	.....
Idaho State .....	26	0,1—1	0-0	0	0	.....
Michigan .....	42	7,0—7	1-5	0	0	FF
Oregon .....						
Oregon State .....						
USC .....						
Arizona State .....						
Stanford .....						
UCLA .....						
Arizona .....						
Washington State ...						
Utah .....						

KENNETH OLUGBODE, ILB

	Plays	UT,AT-TT	TFL	PD	3Ds	Other
Colorado State .....	56	5,1—6	1-8	0	1	QBS,FR
Idaho State .....	24	4,0—4	1-1	0	2	.....
Michigan .....	69	11,3—14	0-0	0	0	2-TZ
Oregon .....						
Oregon State .....						
USC .....						
Arizona State .....						
Stanford .....						
UCLA .....						
Arizona .....						
Washington State ...						
Utah .....						

TEDRIC THOMPSON, S

	Plays	UT,AT-TT	TFL	PD	3Ds	Other
Colorado State .....	52	3,3—6	0-0	1	1	INT
Idaho State .....	24	0,1—1	0-0	1	1	.....
Michigan .....	71	4,1—5	1-1	2	2	.....
Oregon .....						
Oregon State .....						
USC .....						
Arizona State .....						
Stanford .....						
UCLA .....						
Arizona .....						
Washington State ...						
Utah .....						

BRETT TONZ, DL

	Plays	UT,AT-TT	TFL	PD	3Ds
--	-------	----------	-----	----	-----

## DRIVE ENGINEERING

Quarterback	Drives		Drives Ended By										Points		Pts./		Quarterback		**Directing Offense			
	Started	TD	FG	FGA	PNT	DWN	TRN	SAF	CLK	RPL	Yielded	Drive	Yielded	Drive	Efficiency*	Plays	Yards	Avg.	3 & Out			
SEFO LIUFAU.....	30	14	3	1	9	0	2	0	1	0	107	3.57	56.7%	62.1%	171	1197	7.00	5				
STEVEN MONTEZ.....	13	2	0	0	6	1	1	0	2	1	14	1.08	15.4%	20.0%	55	251	4.56	4				
JORDAN GEHRKE.....	2	0	0	1	1	1	0	0	0	0	0	0.00	0.0%	0.0%	17	53	3.12	1				
COLORADO.....	45	16	3	2	16	2	3	0	3	(1)	121	2.69	42.2%	50.0%	243	1501	6.18	10				
OPPONENTS.....	44	6	1	2	24	2	6	0	3	(0)	45	1.02	15.9%	22.0%	190	718	3.78	18				

\*—second number is the percentage the QB has put his team in position to score, allowing for missed field goals and minus drives ended by the clock. Gehrke's drives add to one more than started as he replaced Montez (vs. Idaho State). \*\*—excludes kneel-downs, spiked passes and fake/muffed punt plays when not actually directing offense: Liufau 1(-1); Opponents 0(-0).

## KICKOFF ANALYSIS

Kicker	Total	Ret.	Yards	(Avg.)	FC	MF	NA	TB	(EZ+)	In20/25	OB	OnS	SQB	OSY	Ret.	ASY	Ret.
D. GONZALEZ.....	19	3	1387	73.0	0	0	0	16	(13)	0/ 0	0	(0)	(0)	516	116	O27	O39
C. GRAHAM.....	4	4	254	63.5	0	0	0	0	(0)	1/ 3	0	(0)	(0)	89	89	O22	O22
OPPONENTS.....	12	6	821	68.4	0	0	0	6	(2)	1/ 2	0	(0)	(0)	312	162	O26	O27

KICKOFF KEY: MF—muffed; NA—no attempt at a return; EZ+—through or over end zone; OSY—Opponent Starting Yardline;

ASY—Average Starting Yardline; Ret—averages using returned kicks only. Onsides (OnS), short squibs (SQB) and free kicks are omitted in figuring the above; out-of-bounds are not; returns may not add to team totals due to those credited on on-side kicks; free kicks following safeties NOT included. **FREE KICKS:** Colorado 0, Opponents 0.

## YARDAGE SUMMARY

Team	Plays	20+	10+	5+	1-4	0	Neg.
Colorado.....	244	14	45	104	75	48	17
Opponent....	190	6	24	56	61	57	16

## FIRST DOWN TENDENCIES

	Plays	Yards	Avg.	Plays	Yards	Avg.	Plays	Yards	Avg.	20+	10+	5+	2-	0	Neg.	TD	QBS	TO	FD	2-&10+	Att.	Yards	Avg.
COLORADO .....	67	307	4.6	40	522	13.1	<b>107</b>	<b>829</b>	<b>7.75</b>	9	19	46	41	19	6	7	1	1	19	26	45	226	5.0
Opponents .....	49	237	4.8	29	147	5.1	<b>78</b>	<b>384</b>	<b>4.92</b>	3	13	29	36	14	4	2	0	2	13	20	33	164	5.0

\*—kept like the NFL in that quarterback sacks are deducted from passing to present the accurate picture.

## YARDS GAINED ANALYSIS

[Third down plays replayed due to penalty but yards awarded: Colorado 0, Opponents 0.]

Team	1st Down			2nd Down			3rd Down			4th Down			Season			*By Quarter				Opp. Territory			Breakdown		
	Att.	Yards	Avg.	Att.	Yards	Avg.	Att.	Yards	Avg.	Att.	Yards	Avg.	Att.	Yards	Avg.	1st	2nd	3rd	4th	Att.	Yards	Avg.	+	0	-
COLORADO.....	107	829	7.8	83	433	5.2	50	227	4.5	4	11	2.8	244	1500	6.15	612	394	294	200	118	690	5.8	179	48	17
Opponents.....	78	384	4.9	62	161	2.6	46	168	3.7	4	5	1.3	190	718	3.78	111	223	284	100	60	252	4.2	117	57	16

\*—Overtime Yards: N/A. Drives In Opponent Territory (minus those with 50+scores): Colorado 25/43 (58.1%, 27.6 yards per drive); Opp. 17/44 (38.6%, 14.8 ypd)

## THIRD DOWN EFFICIENCY ANALYSIS

[4th-&-1: Colorado 2-2 (1-1 rush, 1-1 pass), Opponents 0-0 (0-0 rush)]

	3rd Down and-----														Second			
Team	1	2	3	4	5	6	7	8	9	10	11-14	15-19	20+	RUSH	PASS	Half/OT	TOTAL	PCT.
COLORADO .....	8- 8	7- 9	0- 0	1- 3	3- 5	1- 2	3- 9	0- 1	0- 2	1- 6	0- 2	0- 1	0- 2	14-22	10-28	13-28	<b>24-50</b>	48.0
Opponents .....	2- 2	2- 3	3- 6	1- 5	1- 2	1- 6	0- 2	0- 3	0- 3	1- 7	1- 4	0- 2	0- 1	5-10	7-36	11-38	<b>12-46</b>	26.1

AVERAGE YARDS TO GO: Colorado 6.1 (50/306); Opponents 7.2 (46/331). **SECOND DOWN EFFICIENCY:** Colorado 29-83 (34.9%; 1-4 yds: 14-24); Opponent 12-62 (19.4%; 1-4 yds: 4-10).

## TURNOVER ANALYSIS

	Opp/CU			Own Territory-----										Opponent Territory-----										By Quarter-----						Last 2 Min./OT**	
Team	TO	PTS	(TD,FG)	Pct.(Pts.)	EZ/G-10	11-20	21-30	31-40	41-50	49-40	39-30	29-20	19-10	9-6/EZ	=	Total	(TD*)	1st	2nd	3rd	4th	OT	1st-H	2nd-H							
COLORADO .....	3	7	(1,0)	11.9 ( 59)	0	0	0	1	0	0	2	0	0	0	=	3	(0)	1	0	1	1	0	0	(0)	0	(0)					
Opponents .....	6	27	(3,2)	21.1 (128)	0	2	0	1	0	1	1	1	0	3	=	6	(1)	2	1	2	1	0	0	0	(0)	0	(0)				

First Offensive Play After Gaining TO: Colorado 5-15, 3.0 avg., 6 long, 1 TD (4-9 rush/1-1-0, 6 pass); Opponent: 3-20, 6.7 avg., 12 long, 0 TD (2-16 rush/1-1-0, 4 pass).

\*—interception or fumble returns for a touchdown; \*\*—number in parenthesis is number of turnovers in last 2-minutes while team is protecting lead or trying to tie or go ahead.

## YARDS LOST DUE TO PENALTIES

	Colorado	Opponent
Times Penalized After Offensive Gain.....	2	1
Yards Lost Due To Penalties.....	35	3
Touchdowns Cost (Field Goals Cost).....	0 (0)	0 (0)
First Downs Lost.....	1	0

## GOAL-TO-GO SITUATIONS

Team	Summary										GTG Plays					1-Yard Line		
	Total	TD	FG	FGA	TO	DWN	CLK	ROC	Plays	TDs	Pct.	Plays	TDs	Pct.	Plays	TDs	Pct.	Plays
COLORADO.....	7	7	0	0	0	0	0	(0)	13	7	53.8	9	5					
OPPONENTS.....	3	3	0	0	0	0	0	(0)	10	3	30.0	1	1					

## EXPANDED PUNTING

Player	Punts	Yards	Avg.	Spot	Ret.	Yards	Return	Returned	Avg.	In20/15/10/5	TB	FC	60+	No.	Yds.	Avg.	No-Yds (In20)	No.	Yds.	Avg.	
ALEX KINNEY .....	14	595	42.50	C30	5	105	21.0	54t	64.3	32.14	1 / 0 / 0 / 0	2	5	0	6	256	42.7	2-86 (0)	12	509	42.4
Average Spot—yardline where punts average from: Kinney 14/418. Left-footed punts: 1-33 (33.0 avg., 0 In20)																					

Average Spot—yardline where punts average from: Kinney 14/418. Left-footed punts: 1-33 (33.0 avg., 0 In20)

## AVERAGE STARTING FIELD POSITION

	Colorado	Opponent
Drives Started.....	45	44
Cumulative Starting Yardlines.....	1461	1337
Average Field Position.....	C32	O30
Drives Started In Plus Territory.....	7	6
Scores/TD,FG.....	5/4,1	4/4,0
FGA/Punts/Downs/Clock.....	0/1/1/0	1/0/1/0
Turnovers/Ran Out Clock.....	0/0	0/0
Points.....	31	28
Drives Started Inside/At Own 20.....	11 (6/5)	7 (3/4)
Points Scored (TD/FG).....	14 (2/0)	7 (1/0)

## SCORING PERCENTAGE INSIDE-THE-20 (Red Zone)

	Colorado	Opponent
Times Penetrated Opponent 20.....	18	6
Total Scores.....	16	5
Touchdowns (Rush/Pass).....	13 (8/5)	4 (3/1)
Field Goals-Attempts.....	3-4	1-2
Turnovers/Downs/Punts/Clock.....	0/1/0/0	0/0/0/0
Scores From Outside The RZ/TD,FG.....	3/3.0	2/2.0
Scoring Percentage (TD Pct.).....	88.9 (72.2)	83.3 (66.7)
Total Red Zone Plays/Yards (Avg.).....	41/158 (3.9)	13/37 (2.8)
Third Down Efficiency.....	2-8/25.0	1-3/33.3
Fourth Down Efficiency.....	1-2/50.0	1-1/100.0
*Ran Out Clock Not Trying To Score.....	0	0

(\*—not included in total count above; the 20 IS NOT in the Red Zone)

## FIRST DOWNS EARNED

Player	Rush	Pass	Rec.	—	Total (3/4)
SEFO LIUFAU.....	8	28	1	—	37 (10)
PHILLIP LINDSAY.....	11	0	2	—	13 (5)
DEVIN ROSS.....	0	0	11	—	11 (4)
KYLE EVANS.....	9	0	0	—	9 (7)
SHAY FIELDS.....	0	0	6	—	6 (1)
STEVEN MONTEZ.....	2	3	0	—	5 (2)
BRYCE BOBO.....	0	0	4	—	4 (1)
DONOVAN LEE.....	3	0	1	—	4 (1)
KABION ENTO.....	0	0	3	—	3 (1)
JAY MacINTYRE.....	0	1	2	—	3 (0)
BEAU BISHARAT.....	1	0	0	—	1 (0)
JORDAN GEHRKE.....	0	1	0	—	1 (1)
JOEY HALL.....	0	0	1	—	1 (1)
CHRIS HILL.....	0	0	1	—	1 (0)
JOHNNY HUNTLEY.....	0	0	1	—	1 (1)
TROY LEWIS.....	1	0	0	—	1 (0)

## FUMBLES

Player	No-Lost
LIUFAU.....	2-1
BISHARAT.....	1-1
LINDSAY.....	1-1
EVANS.....	1-0
TEAM TOTAL.....	5-4

## MISCELLANEOUS

	Colorado	Opponent
Points Scored Last 2 Minutes (Total/1st, 2nd)	7/7,0	10/10,0