



UNIVERSITY OF COLORADO BUFFALOES / SPORTS INFORMATION SERVICE

Fieldhouse Annex #50, 357 UCB, Boulder, CO 80309-0357

Telephone 303/492-5626 (FAX: 303/492-3811; E-mail: david.plati@colorado.edu; anthony.lepine@colorado.edu)

David Plati (Associate AD/SID), Jason Clay (Associate SID), Troy Andre (Assistant SID/Internet Managing Editor), Linda Sprouse (Assistant SID), Andy Schlichting (Assistant SID), Neill Woelk (Contributing Editor/CUBuffs.com), B.G. Brooks (CUBuffs.com), Ryan Megay (Grad Asst./Football)

www.CUBuffs.com

© 2016 CU Athletics

2016 COLORADO BUFFALO FOOTBALL WEEKLY RELEASE, NOTES & STATISTICS

GAME 8—STANFORD



BUFFS LOOKING FOR FIRST WIN OVER STANFORD SINCE 1990

SATURDAY, OCTOBER 22, 2016 • 1:01 p.m. MDT • Stanford Stadium (50,424) • Palo Alto, Calif.

RELEASE NUMBER 8 (October 17, 2016)

PAC-12 NETWORK (National) | KOA-RADIO | CUBUFFS.COM (Live Stats)

The **Colorado Buffaloes** (5-2, 3-1 Pac-12) head out to the Bay Area this week to take on the **Stanford Cardinal** (4-2, 2-2 Pac-12) in a 1:01 p.m. MDT kickoff this Saturday, Oct. 22 at Stanford Stadium ... Colorado was ranked on Oct. 2 for the first time in nearly 11 years (since November 6, 2005) after opening 4-1, but dropped out losing the following week, 21-17, at Southern California; but after last Saturday's win over Arizona State, the Buffs are just outside both Top 25's, the first team listed in the also receiving votes column in both polls ... The Buffs haven't been 5-2 since the 2005 season, opening that year 7-2 under head coach Gary Barnett ... Colorado is tied atop the standings with Utah in the Pac-12 South with 3-1 records; going into this weekend, they're the only two schools who control their own fate as the two meet on Nov. 26 in Boulder ... Stanford leads the all-time series by a 6-3 margin, including a 3-0 edge since the Buffs joined the Pac-12 in 2011 (the Cardinal have outscored CU 138-17 in those three games) ... At the midway point of the season, there are just **11** undefeated and **10** one-loss teams remaining in FBS play ... CU is **2-20-1** all-time in the state of California,

dropping the last 10 games including the nail-biter to USC two weeks ago (the two wins came in the '96 Holiday Bowl in San Diego (33-21 over Washington) and over UCLA in 2002 (31-17 at the Rose Bowl) ... The Buffs are **5-17** against the Pac-12 North since joining the league, but **2-0** this season having beaten both Oregon schools ... Colorado is coming off a 40-16 win over Arizona State (ranked No. 24 in the coaches poll at the time); the Buffs running game was in full force, amassing 315 yards against the then-fifth ranked rushing defense in the country ... Stanford defeated Notre Dame in South Bend last Saturday, 17-10, averting its first three-game losing streak since the tail-end of the 2008 season ... The Cardinal have played the nation's toughest schedule to date according to the Sagarin/USA *Today* ratings formula (CU's sked ranks 38th) ... CU's run of playing on 23 consecutive weekends will come to an end after this game, as the Buffaloes have their first by since Nov. 15, 2014 ... Visit CUBuffs.com/media as your one stop for everything, including our on-line media guide and live stats.

DEPTH CHART ON PAGE 56; ROSTER ON PAGES 57-58

CU-Stanford (PAC12/National): **Greg Wolf** (play-by-play) / **Glenn Parker** (color) / **Jill Savage** (sideline reporter) / **Gregson Frampton** (producer)

STAT OF THE WEEK

Out of the Gate: Colorado has been dominant in the opening drives of each half. In the first half, CU has outscored the opponent 35-0 with edges of 21-6 in first downs and 362-118 in yards; in the second half, the Buffs have outpointed the foe 24-7 on the first possession, and own advantages of 13-8 in first downs and 359-190 in yards. Combined, CU has scored on nine of the 14 opening half drives, and the opponent just once (a second half TD by Michigan).

OBSOLETE NOTE(S) OF THE WEEK

34-0-1: That's Colorado's all-time record when rushing for 300 or more yards in a game; the Buffs had **315** against Arizona State last Saturday night.

3,000: Colorado has gained exactly 3,000 yards on first (1,772) and second (1,228) down plays this year; it has 602 on third and 5 on fourth. Last year, the Buffs gained 4,025 on the first two downs combined—in 13 games.

1,101: That's the number of passing yards that QB Sefo Liufau finished with against Arizona State, as he added the record he already had with 265 yards in CU's 40-16 win last Saturday. He previously had 169 in 2013, 278 in 2014 and 389 in 2015; he also owns the second best mark with 819 against Cal, with Joel Klatt the former record holder before Liufau came along, as he had 802 in three games against Colorado State from 2003-05.

2016 COLORADO SCHEDULE & RESULTS (5-2, 3-1 Pac-12)

Date	CU*	Opponent	Opp*	TV	Result/Time	Record	Series	This-N-That or '15 rewind
Sept. 2	NR	Colorado State (N; Denver)	NR	ESPN	W 44-7	3-4	64-22-2	Liufau returns from Lisfranc injury with 384 yards/TO; defense holds CSU to 225
SEPT. 10	RV	IDAHO STATE	NR	PACMT	W 56-7	2-4	1- 0-0	CU scores on 7 of first 8 possessions en route to a record 49-0 lead at the half
Sept. 17	RV	at Michigan	4	BTN	L 28-45	6-0	1- 4-0	Buffs sprint out to 21-7 lead but injuries, Jabrill Peppers help Michigan rally
Sept. 24	NR	+ at Oregon	RV	PAC12	W 41-38	2-4	9-12-0	CU snaps 6-game losing streak to the Ducks, CU's second Pac-12 opener win
OCT. 1	RV	+ OREGON STATE (FW)	NR	PAC12	W 47-6	2-4	4- 5-0	Largest margin of victory in a league game in 24 years; best start (4-1) since '05
Oct. 8	21	+ at Southern California	RV	PAC12	L 17-21	3-3	0-11-0	USC leads 14-0 at half, CU ties game in fourth but Trojans fend off comeback
OCT. 15	RV	+ ARIZONA STATE (HC)	RV	PAC12	W 40-16	5-2	1- 7-0	Buffs finally break through against Sun Devils, rush for 315 yards and 5 TDs
Oct. 22	RV	+ at Stanford	RV	PAC12	1:01p	4-2	3- 6-0	Game tied 7-7 after 1Q; Cardinal score 14 in last 2 minutes of half to go up 28-7
NOV. 3		+ UCLA (N)		FS-1	7:00p	3-4	2- 9-0	Buffs put 1,054 yards on UCLA "D" last two years but come up 8 pts short (0-2)
Nov. 12		+ at Arizona		TBA	TBA	2-5	13- 5-0	Colorado takes 24-17 lead into 4th Qtr but Wildcats rally with three late TDs
NOV. 19		+ WASHINGTON STATE		TBA	TBA	4-2	5- 4-0	Cougars defeated Buffs for the first time in four tries in home state
NOV. 26		+ UTAH		TBA	TBA	6-1	31-28-3	All five games in Pac-12 play down-to-the-wire (decided by total of 27 points)
Dec. 2		Pac-12 Championship Game		FOX	7:00p			at Levi's Stadium, Santa Clara, Calif. (North vs. South division winners)

(All times mountain. KEY: *—AP rank at time of game; +—Pac-12 Conference game; N—Night game; HC—Homecoming; FW—Family Weekend.)

COLORADO MEDIA SERVICES

Head coach **Mike MacIntyre** holds a **Tuesday press luncheon**, located in the Champions Center (third floor, room 319). All will start at 11:30 a.m. with lunch, followed by MacIntyre promptly at Noon and select players before and/or afterwards depending on class conflicts. This year's dates: **Aug. 30; Sept. 6-13-20-27; Oct. 4-11-18; Nov. 1-8-15-22-29; Dec. TBA** (bowl). The **press conference portions are streamed live** on www.CUBuffs.com (in the BuffsTV area); press conferences on CUBuffs.com do not require access codes. (**TV Pool Assignments:** KCNC 9/20, 10/18, 11/22; KDVR 9/13, 10/11, 11/15; KMGH 9/06, 10/04, 11/08, KUSA 8/30, 9/27, 11/01; all on own 12/01.)

MacIntyre can be heard Tuesdays (Aug. 30-Nov. 22) on the **Pac-12 Teleconference Call** at 11:25 a.m. MT, with a taped replay available after 4 p.m. MT those afternoons. All 12 coaches participate; for access numbers to the conference call and the replay, e-mail David Plati (david.plati@colorado.edu) with audio files available at www.pac-12.com.

Video highlights of CU games are available through the Pac-12 Network/Digital Xchange. There are some restrictions; contact **Duane Lindberg** to coordinate your needs (dlindberg@pac-12.org).

The **Pac-12 Networks** are available nationwide through many platforms; check with local cable or satellite subscribers for more info. Comcast and Time Warner carry the Network in Colorado and DISH Network is the league's satellite provider. In the Boulder-Denver area: Comcast 430 & 431 (840 HD); Pac-12 DISH channels include 406 and 413 (along with 5453 and 5454 in its auxiliary area).

The **Colorado locker room** (home and road) is closed after games; following the customary 10-minute cooling off period, players will be available (a list will be solicited immediately following the game; no cutoff to request players).

Colorado's **football practices** are generally closed (to the media and public), but have a 25-30 minute window open for any media photography/video needs (follow parameters listed in CU's media policies). Thursday & Friday practices are entirely closed (except to network TV).

This year's standard **meeting/practice schedule** (mountain time): **Sunday:** Off; **Monday:** 7:00-9:40 meetings/9:50-10:50 practice; **Tuesday:** 7:45/9:10-10:55; **Wednesday:** 7:30/8:35-10:30; **Thursday:** 8:45/9:55-10:55 practice; **Friday:** 9:00/10:20-11:00 walkthrough (home games), 9:00/9:50-10:30 (road games).

Interviews with Colorado players are allowed post-practice on Mondays, Tuesdays and Wednesdays. Phone interviews with media are allowed all three days in all time slots. Interviews on Sundays are at the discretion of the player, as it being the standard player day off, CU can't arrange due to NCAA rules.

Collegepressbox.com is the official media website for Division I (FBS) football. Access weekly game notes, quotes, statistics, media guides, headshots, logos and more for all major conferences and their member schools. Login information will be distributed to accredited media or you can apply for a password at www.collegepressbox.com/password.

CU On-Line Photo Database. The CU SID office has an online photo database that allows

registered members of the media instant access to obtain head shots of all CU coaches and athletes as well as action shots of key players. Registration is easy: for a login and password, simply log on to www.cubuffs.com/photodatabase. Registration can also be found through CUBuffs.com by selecting "Sports Information" from the "Athletics" menu located on the top navigation bar and click on "Enter Media Center."

The **Pac-12 Mountain Network** is the television home of the Buffaloes; it produces a variety of programming featuring all 12 member institutions.

THE BUFFS ON THE INTERNET

The official CU site on the Internet can be found at www.CUBuffs.com, which has the most up-to-date information, releases, game notes, press conference broadcasts (free) and articles by former *Boulder Camera* sportswriter Neill Woelk. Go to www.CUBuffs.com/, click on Multimedia and then click on Football Media Center (second column under For The Media). It will link you to everything you'll need to know about CU football. Breaking news with the program will be found here first every time and delivered in full without others editing out what they might deem unessential or don't have room for.

Stats. A live in-game stats link is available for media only in the press box.

Audio. CU football can be heard (free) on the Internet at either CUBuffs.com or KOA-Radio (or its sister station, KDSP/AM760). Links: www.CUBuffs.com, www.850koe.com, www.am760.net.

BuffsTV. Through the Pac-12, "BuffsTV" offers the opportunity to listen and/or watch live game action along with weekly features; find it here: <http://www.cubuffs.com/mediaPortal/player.dbm?id=3093348>.

THE BUFFS ON THE AIRWAYS

KOA-Radio in Denver (850 AM & 94.1 FM; KDSP 760 AM when conflicts) originates the CU Football Network, with sports director **Mark Johnson** in his 13th year as the play-by-play voice of the Buffs. **Former CU head coach Gary Barnett** (analysis) is in his first full season on the broadcasts. Sideline duties will be handled by two former Buffs **Chad Brown** and **Kami Carmann**; another former Buff, **Justin Adams**, hosts the studio show. Cities on the network in addition to KOA: Aspen (KFNO/106.1FM, which serves Eagle, 96.7FM; Roaring Fork, 94.3FM and Vail, 105.5FM), Glenwood Springs (KTMS, 99.1FM) Durango (KRSJ/ 100.5 FM), Grand Junction (KTMM/1340AM), Rifle (KNAM/1490 AM) and Steamboat Springs (KTVV/ 98.9FM). KOA has been the home to CU football for 72 of the last 75 years. *Both stations will stream the game live on the Internet.*

The **CU Coaches Radio Show** originates from Fate Brewery (1600 38th St., Boulder) Thursdays from 12:30-1:30 p.m. (Sept. 1-Nov. 19); Johnson and Barnett host (the show will be taped and air later that day on KOA, or AM760 if a conflict with Rockies baseball, between 7-8 p.m.). The show will be taped and air earlier in the week for the UCLA (Nov. 1) and Utah (Nov. 23) games.

Satellite Radio: Sirius-XM is the satellite home of the Buffs; the CU-Stanford (SU broadcast) will be on **Sirius Channel 145** (also XM 197; 959 Internet).

PRONUNCIATION GUIDE

Coaches/Staff

Darrin **CHIAVERINI** (shiv-er-re-knee)

Darian **HAGAN** (hay-gun)

Jim **LEAVITT** (lev-it)

Players

16 Jaleel **AWINI** (juh-leal ah-we-knee)

4 **CHIDIBE AWUZIE** (chih-doe-bey / ah-wooz-yeh)

57 Sam **BENNION** (ben-yun)

35 Beau **BISHARAT** (bish-er-rot)

4 Bryce **BOBO** (bo-bo)

92 Jordan **CARRELL** (carol)

17 **KABION ENTO** (kay-be-on / N-toe)

52 N.J. **FALO** (follow)

56 **JASE FRANK** (rhymes w/case; frank-E)

7 Jordan **GEHRKE** (gerr-key)

44 Addison **GILLAM** (gill-um)

45 Tanner **GRZESIEK** (gress-ick)

64 Aaron **HAIGLER** (Hague-ler)

96 **TERRAN HASSELBACH** (tare-run / hass-el-back)

36 **AKIL** Jones (ah-keel)

8 Anthony **JULMISSE** (joel-meese)

54 Samson **KAFVALU** (kof-ah-va-loo)

75 Josh **KAISER** (ky-zer)

68 **GERRAD KOUGH** (jair-ed / coe)

71 Sam **KRONSHAGE** (kronn-sage)

1 **AFOLABI LAGUDA** (ah-foe-lobby / la-goo-duh)

78 John **LISELLA** (lih-sell-uh)

13 **SEFO LIUFAU** (seff-oh / loo-fow)

56 Tim **LYNOTT** (lynn-knot)

34 Pookie **MAKA** (ma-kuh)

93 Michael **MATHEWES** (mathews)

15 Sam **NOYER** (noy-er)

31 Kenneth **OLUGBODE** (oh-lew-bo-day)

65 Colby **PURSELL** (per-sell)

3 Derrion **RAKESTRAW** (rake-straw)

3 **DEAYSEAN** Rippy (day-shawn)

90 **TERRIEK** Roberts (terr-reek)

39 **JAISEN** Sanchez (jy-son, as in tyson)

30 Ryan **SEVERSON** (see-ver-son)

66 **COLIN** Sutton (kaw-lynn)

27 Travis **TALIANKO** (tally-ank-oh)

9 **TEDRIC** Thompson (teh-drick)

55 Brett **TONZ** (rhymes with bronze)

22 Kyle **TREGO** (tree-go)

72 Lyle **TUILOMA** (two-E-loma)

58 Josh **TUPOU** (two-po)

5 Trey **UDOFFIA** (U-doe-fee-ah)

50 Frank **UMU** (ooh-moo)

53 Sully **WIEFELS** (wee-fulls)

9 **JUWANN** Winfree (juh-juan)

23 **AHKELLO** Witherspoon (ah-kellow)

ROSTER CHANGES/DUPE I.D.'s

Number Changes: S Afolabi Laguda (#1; was #8); QB T.J. Patterson (#9, was #18).

DUPE NUMBERS: Those who appear below are in dupe numbers where both likely see action (jerseys do have name tags). Skin tone key to help identify on special teams: **A**—African-American, **C**—Caucasian, **H**—Hispanic; **P**—Polynesian or Pacific Islander:

Offense/Specialist

1 Fields, WR (A)

2 Ross, WR (A)

4 Bobo, WR (A)

7 Gehrke, QB (P)

9 Winfree, WR (A)

10 Gordon, TB (A)

23 Lindsay, TB (A)

56 Lynott Jr., OL (C)

99 Boatman, TE (C)

Defense/Specialist

1 Laguda, S (A)

2 Blackmon, CB (A)

4 Awuzie, CB (A)

7 Fisher, DB (A)

9 Thompson, S (A)

10 Gonzalez, PK (H)

23 Witherspoon, CB (A)

56 Franke, DL (C)

56 Howard, DE/ST (A)

GAME-BY-GAME STARTERS (2016)

Here are CU's starters for the 2016 season (**bold** indicated first career start):

OFFENSE	WR (X)	WR (Z)	WR (H)	LT	LG	C	RG	RT	TE	QB	TB
Colorado State	Bobo	Fields	Ross	J. Irwin	Kough	Kelley	Lynott	Kronshage	MacIntyre (WR)	Liufau	Lindsay
Idaho State	Bobo	Fields	Ross	J. Irwin	Kough	Wiefels	Lynott	Kronshage	MacIntyre (WR)	Liufau	Lindsay
Michigan	Bobo	Fields	Ross	J. Irwin	Kough	Kelley	Lynott	Haigler	S. Irwin	Liufau	MacIntyre (WR)
Oregon	Bobo	Fields	Ross	J. Irwin	Kough	Kelley	Lynott	Haigler	S. Irwin	Montez	Lindsay
Oregon State	Bobo	Fields	Ross	J. Irwin	Kough	Kelley	Lynott	Kronshage	MacIntyre (WR)	Montez	Lindsay
Southern California	Bobo	Fields	Ross	J. Irwin	Kough	Kelley	Lynott	Kronshage	MacIntyre (WR)	Montez	Lindsay
Arizona State	Bobo	Fields	Ross	J. Irwin	Kough	Kelley	Lynott	Kronshage	MacIntyre (WR)	Liufau	Lindsay
DEFENSE	OLB	DE	NT	DE	OLB	JLB	MLB	LCB	SS	FS	RCB
Colorado State	McCartney	Carrell	Tupou	Kafovalu	Gilbert	Olugbode	Gamboa	Awuzie	Thompson	Laguda	Witherspoon
Idaho State	Shaver	Carrell	Tupou	Kafovalu	Gilbert	Olugbode	Gamboa	Awuzie	Thompson	Laguda	Witherspoon
Michigan	McCartney	Carrell	Tupou	Kafovalu	Gilbert	Olugbode	Gamboa	Awuzie	Thompson	Laguda	Witherspoon
Oregon	Moeller	Carrell	Tupou	Kafovalu	Gilbert	Olugbode	Gamboa	Awuzie	Thompson	Laguda	Oliver
Oregon State	Moeller (N)	Carrell	Tupou	Kafovalu	Gilbert	Olugbode	Gamboa	Awuzie	Thompson	Laguda	Witherspoon
Southern California	Moeller (N)	Carrell	Tupou	Jackson	Gilbert	Olugbode	Gamboa	Awuzie	Thompson	Laguda	Witherspoon
Arizona State	Moeller (N)	Carrell	Tupou	Kafovalu	Gilbert	Olugbode	Gamboa	Awuzie	Thompson	Laguda	Witherspoon

(N)—Nickel back. **CONSECUTIVE STARTS**—Thompson 20, Gamboa 18, Awuzie 15. **CAREER STARTS**—Tupou 38, Awuzie 35, Liufau 33, Kelley 31, Thompson 31, Olugbode 30, Gillam 24. **PLAYER PARTICIPATION** (dressed/played): Colorado State 89/60; Idaho State 86/71; Michigan 74/56; Oregon 70/56; Oregon State 75/68; USC 70/58; Arizona State 75/57.

INJURY REPORT

Colorado will no longer provide an NFL-style injury report as the Buffs were one of the last (and one of the few) to do so; the list will now only contain players out for an extended period of time or those lost for the season.

Pos	Player	Injury	Notes	Status
PK	Diego Gonzalez	Achilles	ruptured an Achilles tendon in the third quarter of the Michigan game (non-contact; surgery on Sept. 20)	OUT/SEASON
ILB	Trent Headley	shoulder	he suffered a dislocated shoulder in CU's spring game (April 9) that required surgery	OUT/SEASON
OL	John Lisella	hypertension	has been dealing with the issue since fall camp	OUT/INDEFINITELY
OLB	Derek McCartney	knee	he suffered a torn ACL in the second quarter of the Michigan game (surgery on Oct. 4)	OUT/SEASON
OT	Isaac Miller	knee	has seen limited action in fall camp (injured the knee in the spring game on April 9)	OUT/INDEFINITELY
DB	Jaisen Sanchez	knee	suffered torn knee ligaments in spring practice (March 30) and underwent surgery (April 14)	OUT/SEASON
DB	Kyle Trego	knee	injured in fall drills, has seen limited action since	OUT/INDEFINITELY
WR	Juwann Winfree	knee	suffered a torn ACL in practice on August 18; will undergo surgery on Sept. 6 (he has a redshirt year available to him)	OUT/SEASON

ATTENDANCE UP

Through three of six home games on the '16 slate, CU is averaging 44,977 for the season, with last Saturday's crowd of 48,588 the largest at Folsom since Nov. 4, 2011 against Southern California (50,083). CU last averaged over 40,000 for a full season in 2012 (45,373).

HOME COOKING

Colorado is approaching its 400th victory at home since it began play in 1890; the win count sits at **398** after the 40-16 win over Arizona State; the Buffaloes have three more home games this season and have opened **3-0** at home for the first time since 2005. The friendly confines of Folsom Field have been just that, as CU has outscored the opponents **143-29**, allowing just two touchdowns (on short fields: 27 yards by Idaho State and 31 by Arizona State, both following turnovers). CU has outgained the three by **1,770-521**, with an **85-28** edge in first downs. Opponents are converting at just a **20.8** clip on third downs (10-of-48) and have crossed the 50 just **14** times in **47** drives (running **58** plays for only **85** yards in plus territory).

HOW LOUD? CU was expecting its largest home attendance for the Arizona State game since the end of the 2011 season, and it played out as 48,588 attended the Homecoming affair. The question of how much louder Folsom Field would be since the completion of the Champions Center on the northeast side of the stadium was answered: noise in fact was held in from that direction, amplifying already what is considered to be one of the traditionally loudest stadiums in the nation when at or near capacity.

SPREADING THE BALL AROUND THE ROSTER

So far through seven games, and thanks largely to opening with three of four wins combined by 127 points, 15 different players have caught passes for the Buffaloes (five have thrown them), and 12 players have at least one rushing attempt. Sixteen players have scored points this season (all with six or more), and 18 have earned first downs.

CAPTAINS

On July 5, the team met to elect their 2016 captains; after a discussion of who they thought would be the best leaders on several fronts, the five who emerged as CU's captains are seniors **QB Sefo Liufau** and **ILB Kenneth Olugbode** and juniors **FB/TE George Frazier**, **OT Jeromy Irwin** and **TB Phillip Lindsay**. An interesting note on Liufau: having been named a captain as a sophomore in 2014 and again last year, he is now just the second CU player to serve as a team captain for three seasons, the first since Pat Carney did so over 120 years ago (1891-92-93).

► Liufau is one of six players in the nation currently serving in his third year as a team captain; he's joined by **Dakota Cox** (New Mexico), **Taysom Hill** (BYU), **Ryan Janvion** (Wake Forest), **Mitch Leidner** (Minnesota), **Pat O'Connor** (Eastern Michigan) and **Justin Thomas** (Georgia Tech). North Carolina's **Mack Hollins** is a three-time captain, but UNC elects captains after the season.

STATISTICALLY SPEAKING

Here's where the Buffs ranked statistically in select categories in the Pac-12 and the NCAA through games of October 15:

TEAM											
Pac12	NCAA	Category	Stat	Pac12	NCAA	Category	Stat	Pac12	NCAA	Category	Stat
4th	31st	RUSHING OFFENSE	214.9	5th	34th	RUSHING DEFENSE	134.3	4th	53rd	PUNT RETURNS	8.7
4th	22nd	PASSING OFFENSE	300.4	3rd	23rd	PASSING DEFENSE	179.9	5th	41st	KICKOFF RETURNS	22.6
2nd	14th	TOTAL OFFENSE	515.3	1st	15th	TOTAL DEFENSE	314.1	12th	125th	NET PUNTING	31.8
3rd	26th	3rd DOWN EFFICIENCY	46.9	1st	14th	3rd DOWN EFF DEFENSE	30.3	3rd	17th	TURNOVER MARGIN	+0.86
4th	22nd	SCORING OFFENSE	39.0	3rd	27th	SCORING DEFENSE	20.0	3rd	30th	TIME OF POSSESSION	32:24
INDIVIDUAL (Top 25 in conference or top CU leader; *—if met NCAA minimum of 75% of team's games)											
Rushing	Pac-12	NCAA	Yds/Gm	Receptions	Pac-12	NCAA	No./Gm	Touchdowns	Pac-12	NCAA	TDs
Phillip Lindsay	4th	45th	87.7	Devin Ross	5th	46th	5.4	Phillip Lindsay	2nd	6th	10
Passing Yards	Pac-12	NCAA	Yards	Bryce Bobo	10th	83rd	4.7	Field Goal Pct.	Pac-12	NCAA	Pct.
*Sefo Liufau	8th	63rd	208.8	Shay Fields	17th	140th	3.9	none			
Steven Montez	9th	95th	156.7	Receiving Yards	Pac-12	NCAA	Yds/Gm	Field Goals	Pac-12	NCAA	FG/Gm
Passing Efficiency	Pac-12	NCAA	Rating	Shay Fields	4th	54th	73.1	none			
*Sefo Liufau	2nd	8th	169.5	Devin Ross	5th	81st	65.4	Quarterback Sacks	Pac-12	NCAA	Avg./Gm
Steven Montez	4th	22nd	151.4	Bryce Bobo	7th	94th	63.0	Jimmie Gilbert	1st	17th	0.93
Completion Pct.	Pac-12	NCAA	Rating	Punting	Pac-12	NCAA	Avg.	Interceptions	Pac-12	NCAA	Total
*Sefo Liufau	2nd	2nd	71.8	Alex Kinney	6th	39th	42.8	Tedric Thompson	12th	102nd	0.28
Steven Montez	6th	30th	62.9	Punt Returns	Pac-12	NCAA	Avg.	Passes Defended	Pac-12	NCAA	Total
Total Offense	Pac-12	NCAA	Yds/Gm	Jay MacIntyre	4th	36th	8.9	Ahkello Witherspoon	1st	8th	1.6
*Sefo Liufau	7th	57th	241.6	Kickoff Returns	Pac-12	NCAA	Avg.	Tedric Thompson	8th	36th	1.4
Steven Montez	9th	84th	193.0	Anthony Julmisse	7th	54th	22.1	Tackles / Tackles For Loss			
All-Purpose	Pac-12	NCAA	Yds/Gm	Scoring	Pac-12	NCAA	Pts/Gm	CU uses coaches' video; numbers do not match.			
Phillip Lindsay	7th	51st	122.3	Phillip Lindsay	6th	43rd	8.6				
Shay Fields	24th	73.1	Fields/Ross	28th	4.3				

IN THE POLLS

Colorado re-entered the national polls this past October 2 for the first time since 2005, as the Buffaloes came in at No. 21 in the *Associated Press* (media) poll and No. 23 in the *USA Today Coaches* ballot; while it lasted for just the one week, it had been 11 years since CU had been nationally ranked, last appearing on November 6, 2005, when the Buffs were No. 21 in the coaches' ballot and No. 22 in the AP survey. The Buffs still own the 10th longest streak of all-time, as from the 1989 preseason poll through the first five weeks of 1997, CU had a tremendous run of 143 consecutive weeks in the AP poll. CU has now been ranked **294** times in its history, the 26th most all-time (Georgia Tech is 25th with 300), and has finished in the top four on four occasions, tied for 22nd most (the top four you say? ... the College Football Playoff includes the top four teams; only USC, with 11, has more than CU from the Pac-12).

- CU received one vote in each of the AP and Coaches polls of Sept. 6, the first time since Sept. 21, 2008 that the Buffs received at least one vote in each. Currently the Buffaloes stand 26th in both, receiving the most votes of the "unranked" in each.
- What was going on the last time CU was ranked?
 - The Earth's population was estimated at 6.5 billion; it is now over 7.4 billion (growing almost 14 percent).
 - *Mr. & Mrs. Smith* was the most popular movie; *The Office* debuted on NBC; Mariah Carey's *We Belong Together* was *Billboard's* No. 1 song of the year.
 - Pro Sport Champions: New England (NFL), San Antonio (NBA), Chicago White Sox (MLB); no NHL Stanley Cup champion as the players were locked out.
 - Top news events: George W. Bush begins second term; Hurricane Katrina devastates the South; disgraced journalist Dan Rather forced to resign from CBS.
 - Famous people who died included Pope John Paul II, Johnny Carson, Richard Pryor, Rosa Parks, Pat Morita, Anne Bancroft and Bob Denver.

COLORADO IN THE POLLS – 2016 WEEKLY

A weekly look at where Colorado has placed weekly in each of the three major polls in 2016 (the College Football Playoff committee releases its weekly rankings on Tuesdays beginning Nov. 1; RV—denotes received votes; number is place outside top 25):

Poll	PS	9/06	9/11	9/18	9/25	10/02	10/09	10/16	10/23	10/30	11/06	11/13	11/20	11/22	12/03	Final
Associated Press	---	RV	RV	---	RV	21	RV	RV								
USA Today Coaches	---	RV	RV	---	RV	23	RV	RV								
FWAA-NFF Super 16	---	---	---	---	RV	21	---	RV								
CFP Committee Poll	N/A	N/A	N/A	N/A	N/A	N/A	N/A	N/A	N/A	N/A	---	---	---	---	---	---

43 WINS OVER AP RANKED TEAMS 19TH BEST SINCE '89

CU's 43 wins over *Associated Press* ranked teams since the start of the 1989 season (when the AP expanded to a top 25) are the 19th most in the nation in this time frame (27-plus seasons). Through games of Oct. 15, Florida State has the most (80), followed by Alabama (78), Ohio State (77), Florida (72), Michigan (67), LSU (65), Southern Cal (63), Oklahoma (61), Miami, Fla. (57), Tennessee (57), Auburn (52), Georgia (52), Oregon (52), Texas (52), UCLA (51), Notre Dame (50), Nebraska (47), Penn State (47), Washington (45), **Colorado (43)** and Clemson (42). All-time, Colorado's 66 wins over ranked teams are the 23rd most in history. **Since 1989, CU has played the sixth most ranked teams in the nation (126, with a record of 43-81-2), trailing only Florida (140; 72-67-1), LSU (135; 65-70), Alabama 134 (78-55-1), Michigan 129 (67-60-2) and Ohio State 128 (77-48-3); the leader in wins, Florida State, has played 123; 80-43.**

- Colorado's last three wins over ranked teams came against No. 17 Kansas in 2009 (34-30), No. 21 West Virginia in 2008 (17-14 in OT) and No. 3 Oklahoma in 2007 (27-24), its last over a top 10/top 5 team.
- CU has lost **23** straight against ranked teams, 0-1 this season (loss at Michigan), **0-3** in 2015 and 0-5 in 2014; the Buffs have lost **27** straight road games against ranked opponents, with the last win a 31-17 over UCLA at the Rose Bowl in 2002.
- Arizona State was ranked No. 24 in the *USA Today/Coaches* poll when CU defeated it, 40-16; but all historical records are solely against those teams ranked in the *Associated Press* poll.

LINDSAY TOPS 3,000 ALL-PURPOSE YARDS, JOINS 500/500 CLUB

TB Phillip Lindsay has rapidly moved up CU's all-time all-purpose yards chart this season, rising from 33rd to open the year (with 2,376 yards) into ninth with 3,204: he has rushed for 1,658 yards, has 517 receiving and 1,028 in kickoff return yardage. He also became the 14th player to join CU's 500/500 Club (rushing and receiving yards), doing so in the Arizona State game; once he "broke" into the club, he now has the eighth most total combined yards of the 14:

500/500 CLUB (Rushing & Receiving)

Rk	Player (Seasons)	Rush	Rec	Total	Plays	Avg.	Rk	Player (Seasons)	Rush	Rec	Total	Plays	Avg.
1	Rodney Stewart (2008-11)	3,598	969	4,567	902	5.06	8	Phillip Lindsay (2014-16)	1,658	517	2,175	384	5.66
2	Bobby Purify (2000-04)	3,016	508	3,524	645	5.46	9	Ron Brown (1981-85)	751	1,217	1,968	192	6.34
3	Herchell Troutman (1994-97)	2,487	725	3,212	628	5.11	10	Tony Jones (2011-14)	1,269	558	1,827	398	4.68
4	Hugh Charles (2004-07)	2,659	552	3,211	577	5.56	11	Mike Pritchard (1987-90)	585	1,241	1,826	102	17.90
5	Lee Rouson (1981-84)	2,296	699	2,995	667	4.49	12	Woody Shelton (1950-52)	1,065	586	1,651	271	6.09
6	Cortlen Johnson (1998-2001)	2,199	691	2,890	497	5.81	13	Bill Symons (1962-64)	734	537	1,271	258	4.93
7	Merwin Hodel (1949-51)	2,102	540	2,642	550	4.80	14	Lawrence Vickers (2002-05)	616	546	1,162	228	5.10

MORE LINDSAY

TB Phillip Lindsay has scored a touchdown in six games this year and now has 102 points for his career, becoming the 50th player in CU history to score 100 or more points. His nine rushing touchdowns through seven games this year already surpasses his rushing TD total he had for his career entering the season (six). The highest number of rushing touchdowns scored by a Buffalo tailback in any of the previous five seasons was seven, done by Christian Powell in 2012. The last CU running back with double-digit rushing touchdowns in a season was Rodney Stewart with 10 in 2010.

GILBERT ON A ROLL

Senior **OLB Jimmie Gilbert** has forced a fumble in three consecutive games (four total forced in that time span) and has recorded a sack in four out of his last five games. The senior leads the nation in forced fumbles with five total on the season and he has become one of only five Buffs in school history to force five or more fumbles in a season. In addition to leading the country in forced fumbles, Gilbert also is tied for 11th in the FBS with six sacks on the season and that leads all Pac-12 defenders. He has now moved into 12th in school history in career sacks with 15½.

► **MOST FORCED FUMBLES/SEASON (CU):** Jashon Sykes 7 (1999), Barry Remington 6 (1985), **Jimmie Gilbert 5 (2016)**, Mickey Pruitt 5 (1986), Chidera Uzo-Diribe 5 (2013).

PRICE MAKES HIS MARK (notice this tag starts with a "P" and ends with a "K," or PK)

PK Davis Price joined the team as a recruited walk-on in June, but little did he know he'd see much if any action as a true freshman. But with the season-ending injury in the Michigan game to **Diego Gonzalez**, he was pressed into service as the kickoff specialist for the Oregon game. Chris Graham then struggled with a couple of low PAT kicks, so Price was ushered into the first-team role for the second kick of the Oregon State game, and how did he respond? He made all five of his extra point tries and both of his field goals, including a 54-yard boot on his first try, the CU record for both the longest made by a freshman and the longest first-career make. His high school best at Evergreen (in the foothills west of Denver) was 47 yards. He was recognized for his performance as the Pac-12's Special Teams Player of the Week.

Longest Field Goals By A Freshman In The NCAA / 2016

- 54 **Davis Price, Colorado (Oct. 1 vs. Oregon State)**
 53 Matt Ammendola, Oklahoma State (Sept. 10 vs. Central Michigan)
 No others over 48 yards through Oct. 15

Longest Field Goals / Colorado Freshmen

- 54 **Davis Price, vs. Oregon State in Boulder, Oct. 1, 2016**
 52 Will Oliver, vs. California in Boulder, Sept. 11, 2011
 51 Tom Field, vs. Oregon in Boulder, Sept. 8, 1979
 50 Tom Field, vs. Oklahoma State in Boulder, Nov. 10, 1979

► **A FIRST?** It was for sure for CU: the Buffs charter with United Airlines for their travel, and for the flights to and from Los Angeles, the pilot was Doug Price — Davis' father. A CU graduate himself, he is an Air Force Veteran who has been flying for United for 20 years; he normally flies military charters bringing troops back home from overseas.

OLUGBODE JUST MISSES FOUR STRAIGHT

Senior **ILB Kenneth Olugbode** became the first Buffalo to record double-digit tackles in three-straight games since **ILB Derrick Webb** did so in the final three contests of the 2013 season, and just missed four in a row by one (he had nine stops at USC); four straight had not occurred since 2011. Olugbode had a great all-around game against the Trojans, and might have been a serious contender for the league's defensive player of the week honors had CU rallied for the win. He had the nine tackles (six solo), an interception he returned 14 yards, a forced fumble that saved a touchdown on the opening drive of the game, a third down stop and a tackle for zero. He came back with 10 stops (seven solo) against Arizona State and now has 10 career games with 10 or more tackles.

OPENING DEPTH CHART NOTES

The Buffs released their season-opening depth chart on August 27, and it showed that the Buffaloes finally had more upperclassmen filling out the depth chart than at any other time in coach Mike MacIntyre's previous three seasons in Boulder. In the two-deep, including all players expected to see game action in the opener against Colorado State (22 scrimmage positions plus four special teams—P, PK, SN, H), there are 17 seniors — as compared to just nine a year ago. In the first game, CU started 19 upperclassmen (9 seniors, 10 juniors), along with two sophomores and one redshirt freshman.

► Last year, CU did not start a freshman, true or redshirt, in the season opener for the first time since **2005**; the Buffs had started at least one true freshman in each of the last four seasons prior to his year as well. Redshirt **Tim Lynott, Jr.**, is slated to open at left guard for the Buffaloes this year.

SERIES HISTORY—CU vs. STANFORD

Stanford leads the series by a 6-3 margin, and has claimed the last five games in the series dating back to 1991 (including a 3-0 edge with both as members of the Pac-12 Conference). The series dates back 112 years, to a Friday after Thanksgiving game in Denver in 1904, when the Cardinal left the state with a 33-0 whitewash of the Buffaloes. Otherwise, four of the next five games in the series were all decided by a touchdown or less until the three Pac-12 league meetings, in which Stanford has outscored CU 138-17. Colorado won the first three games in Boulder, until Cardinal came to town in 2012 and won 48-0, ending a CU streak of 150 straight game it has scored in at home (and remains the only opponent shutout at Folsom Field in the last 30 years). Stanford has captured all three games in Palo Alto (including the first two played there in the early 1990s, the last two games in the series before the schools became conference mates). This will be only the third game of the series where neither team is ranked.

➔ CU's **Mike MacIntyre** is 0-3 against Stanford (both games as head coach at San Jose State), while Stanford's **David Shaw** is 3-0 against Colorado.

SERIES DID YOU KNOW?—Stanford was the opponent for CU's first-ever Thursday night game in Boulder (Sept. 6, 1990), and the Buffaloes battled back from a 14-0 and 17-14 deficits to win 21-17. **Eric Bieniemy** scored on fourth-and-goal from the 1-yard line with 12 seconds remaining in the game to give CU the win after Stanford had retaken the lead with just over four minutes to play. It was CU's first of what would be 11 wins in its national championship season. As a freshman in 1987, Bieniemy rushed 14 times for 119 yards and a touchdown in CU's 31-17 win; it was his first of 22 career games where he would rush for 100 or more yards, still the school record. While some say it was controversial but replays showed Bieniemy scored, the football Gods helped Stanford in the '93 game (a 41-37 Cardinal win), when Stanford was awarded a touchdown on a Steve Stenstrom to Tony Cline 7-yard pass that Cline held on to for barely half a second before Dwayne Davis knocked the ball out of his grasp—no way a touchdown today with instant replay; however, had it been ruled incomplete, Stanford still had fourth down to run a play, trying to rally from a 37-27 deficit with four minutes left.

SERIES SIGNATURE ANNIVERSARY GAME — 39th. In 1977, the Buffs opened as the No. 12 team in the nation in the *Associated Press* poll, coming off winning the 1976 Big 8 Championship and defeated the Cardinal in a thriller in Boulder, 27-21. **TB James Mayberry** starred on offense (152 yards, 2 TD) and **LB Brian Cabral** on defense (25 tackles, 13 solo). Cabral also had an interception (in the end zone with CU leading, 20-14 midway through the fourth quarter) and two passes broken up in being named the Big 8 Conference's player of the week.

COLORADO-STANFORD AT-A-GLANCE / SERIES TRENDS

Stanford leads the series with Colorado by a 6-3 count (CU leads 3-2 in Boulder, trails 0-3 in Palo Alto and 0-1 in Denver): A game-by-game look:

Date	Site	Result	Attend.	Rank CU SU	CU FD	Rushing att yds td	Passing a-c-i yds td	Tot Off no yds	SU FD	Rushing att yds td	Passing a-c-i yds td	Tot Off no yds	TV
Nov. 25, 1904	Denver	L 0-33	—	—	Stats N/A								
Sept. 10, 1977	Boulder	W 27-21	50,482	12 —	23	62 262 2	25-16-1 231 1	87 493	18	44 170 1	35-20-2 258 2	79 428	
Sept. 19, 1987	Boulder	W 31-17	45,073	— —	27	80 413 4	9- 3-1 60 0	89 473	15	21 72 0	33-17-2 207 2	54 279	KCNC (I)
Sept. 6, 1990	Boulder (N)	W 21-17	50,669	6 —	18	55 253 3	18- 9-1 179 0	73 432	10	34 75 2	29-18-1 155 0	63 230	ESPN
Sept. 28, 1991	Palo Alto	L 21-28	57,394	17 —	14	41 153 1	20- 9-0 117 1	61 270	24	52 247 4	28-17-1 238 0	80 485	ABC (r)
Sept. 18, 1993	Palo Alto (N)	L 37-41	52,100	7 20	26	55 274 5	30-13-1 277 0	85 551	19	25 61 1	45-32-2 410 5	70 471	ESPN
Oct. 8, 2011	Palo Alto	L 7-48	50,360	— 7	11	27 60 0	30-16-1 204 1	57 264	28	35 161 3	35-27-1 392 3	70 553	Versus
Nov. 3, 2012	Boulder	L 0-48	44,138	— 15	6	21 -21 0	23-12-1 97 0	44 76	25	39 206 3	35-25-0 230 2	74 436	FX
Nov. 7, 2015	Boulder	L 10-42	40,142	— 9	15	30 83 1	23-12-2 148 0	53 231	25	48 275 3	27-18-1 197 3	75 472	PAC12

CU INDIVIDUAL HIGHS

Most Yards Rushing: 152, James Mayberry, Sept. 10, 1977

Most Yards Passing: 277, Kordell Stewart, Sept. 18, 1993

Most Receptions: 8, Charles Johnson, Sept. 18, 1993

Most Yards Receiving: 172, Charles Johnson, Sept. 18, 1993





CU-STANFORD BY THE NUMBERS

Here's a look at some numbers-related trivia in the Colorado-Stanford series:

- 0** The number of times legendary Denver Bronco **QB John Elway** played Colorado in his Stanford career (1979-82);
- 4-10** Colorado's record against Stanford in women's basketball, nine games featuring legendary coaches **Ceal Barry** (CU) and **Tara Vanderveer** (Stanford);
- 6** The highest national ranking of either team (Colorado in 1990) when the two met on the gridiron;
- 6-7** Colorado's record against Stanford in men's basketball (including a sweep in '15-16); the two were in the '42 NCAA Final Four in Kansas City;
- 7** The highest national ranking for Stanford in the series (2011) when the two met on the gridiron;
- 7** The number of times at least one team has been ranked in the nine games in the series (Colorado 4, Stanford 3 – both were ranked in '93);
- 7** The number of college tournaments Stanford golfer **Tiger Woods** played in which Colorado also fielded a team (1993-96);
- 24** The combined margin of victory of CU's three wins in the series;
- 138-17** The scoring margin in favor of Stanford in the two Cardinal wins since the Buffaloes joined the Pac-12 in 2011;
- 152** The number of rushing yards by **James Mayberry** in the 1977 game, the most by a Buffalo in the series;
- 165** The combined margin of victory of Stanford's six wins in the series;
- 172** The number of receiving yards by **Charles E. Johnson** in the 1993 game, the most by a Buffalo in the series (on eight receptions);
- 277** The number of passing yards by **Kordell Stewart** in the 1993 game, the most by a Buffalo in the series;
- 413** The number of rushing yards by Colorado in the 1987 game, at the height of CU's wishbone soon to turn I-bone offense;
- 929** The number of miles between Boulder, Colorado, and Palo Alto, Calif.;
- 5,322** The difference in elevation (feet) between Boulder (**5,345**) and Palo Alto (**23**).

TALE OF THE TAPE / COLORADO-STANFORD

Here's a comparative look at **Colorado** and **Stanford** in both general areas as well as several statistical categories through games of October 15 (NCAA/national rankings in their respective divisions, if applicable, are in parenthesis):

 Colorado			 Stanford			 Colorado			 Stanford		
Category	Colorado	Stanford	Category	Colorado	Stanford	Category	Colorado	Stanford	Category	Colorado	Stanford
Overall Record	5-2	4-2	Third Down Conversion Offense	46.9 (26)	44.2 (40)	Third Down Conversion Defense.....	30.3 (14)	45.8 (105)	Fourth Down Conversion Offense	50.0 (65)	60.0 (43)
Streak.....	Won 1	Won 1	Fourth Down Conversion Defense.....	44.4 (40)	50.0 (53)	Three & Outs on Defense.....	32 (17) (N/A)	Quarterback Sacks By.....	2.71 (33)	3.00 (17)
vs. AP Ranked Teams (at time of game)	0-1	0-1	Quarterback Sacks Allowed	1.86 (51)	3.00 (108)	Net Punting	31.89 (125)	38.22 (55)	Punt Returns	8.68 (53)	3.00 (112)
Pac-12 Record.....	3-1	2-2	Punt Return Yardage Defense.....	14.00 (110)	11.25 (106)	Kickoff Returns.....	22.56 (41)	16.52 (121)	Kickoff Return Yardage Defense	25.10 (110)	19.00 (37)
Alumni On NFL Rosters (on opening day)	9	28	Kickoff Penalties Per Game	4.86 (19)	5.50 (39)	Penalty Yards Per Game	38.00 (12)	45.00 (21)	Turnovers Gained	14 (17)	8 (84)
Rushing Offense	214.9 (31)	146.7 (96)	Turnovers Lost.....	8 (30)	102 (92)	Turnover Margin.....	+0.86 (17)	-0.67 (112)	Interceptions	8 (20)	7 (30)
Average Per Rush.....	4.5	4.2	Red Zone Scoring Percentage (Offense) ..	91.2 (23)	88.9 (34)	Red Zone Scoring Percentage (Defense) .	76.5 (32)	83.3 (65)	Time of Possession	32:24 (30)	30:53 (46)
Passing Offense.....	300.4 (22)	158.5 (116)	Time of Possession	32:24 (30)	30:53 (46)	Schedule Strength (USA Today/Sagarin).....	38	1			
Completion Percentage.....	66.9 (11)	60.6 (45)									
Average Per Attempt.....	8.9	6.7									
Passing Efficiency.....	161.63 (10)	121.40 (96)									
Total Offense	515.3 (14)	305.2 (125)									
Average Per Play.....	6.3	5.2									
Scoring Offense.....	39.0 (22)	19.0 (120)									
Rushing Defense.....	134.3 (34)	125.7 (22)									
Average Per Rush	3.9	3.8									
Passing Defense	179.9 (23)	241.3 (81)									
Completion Percentage.....	50.8	61.3									
Average Per Attempt.....	5.3	7.5									
Pass Efficiency Defense	99.65 (8)	132.13 (70)									
Total Defense.....	314.1 (15)	367.0 (45)									
Average Per Play	4.6	5.6									
Scoring Defense	20.0 (27)	22.0 (35)									

THIS WEEK'S HISTORICAL STAT / 1981

Thirty-five years ago (Oct. 17, 1981), CU had one of its most memorable and challenging comebacks in an 11-10 Homecoming win over Oklahoma State. Trailing 10-3 with 1:28 remaining, the Buffaloes took over on their own 8-yard line. Redshirt freshman **QB Steve Vogel** engineered a 10-play, 92-yard drive in 1:22, and completed passes for a touchdown and a two-point conversion as five different players had a hand in the drive, which actually covered 96 yards after a penalty on the first play. The play-by-play of the drive:


Colorado (1:28)


C 8	1-10	PENALTY: Colorado illegal procedure	C 31	2-10	(0:42) S. Vogel passes complete to R. Ward for 27 yards
C 4	1-14	S. Vogel passes incomplete, intended for C. Davis	O 42	1-10	(0:25) S. Vogel passes complete to R. Ward for 12 yards
C 4	2-14	S. Vogel passes complete to D. Singleton for 10 yards	O 30	1-10	(0:18) S. Vogel passes complete to D. Hestera for 21 yards
C 14	3- 4	S. Vogel passes incomplete, intended for B. Parker	O 9	1- G	(0:11) S. Vogel passes complete to B. Parker for 9 yards and a touchdown. Time remaining: 0:06.
C 14	4- 4	S. Vogel passes complete to D. Singleton for 17 yards			S. Vogel passes complete to D. Singleton for two points.
C 31	1-10	(0:47) S. Vogel throws the ball out of bounds to stop the clock			

It was just CU's second win of the season, but tragedy struck one of the participants later in the week. In an Ames hotel ahead of CU's next game against Iowa State, **Derek Singleton** fell ill with what would be diagnosed the following Monday as a severe meningitis infection. He would fight the illness the remainder of the year, but succumbed on New Year's Day 1982 at the age of 19. The last time he touched the ball was the winning two-point conversion against Oklahoma State.

ARIZONA STATE LEFTOVERS

The Buffs defeated Arizona State for the first time, cutting the Sun Devils' series lead to **7-1** ... CU scored its most points in the series while holding ASU to its fewest ... In the last seven quarters in Boulder, CU has outgained ASU by **1,103-403**.

 **Coaches Poll Only** ... Colorado is now **4-0** in games against schools that were ranked in the coaches' poll but not in the Associated Press one; thus these do not count in the national statistics maintained for games against ranked opponents. The others: 1967 vs. #8 Missouri (W, 23-9; the AP ranked only 10 teams for a period in the 60s); 1976 vs. #19 Oklahoma State (W, 20-10; and 1993 vs. #24 Texas (W 36-14). It will stand as a side note as it is technically the first win over a ranked opponent in Mike MacIntyre's career.

 **Herb Orvis Tribute** ... Colorado and the National Football Foundation honored **Herb Orvis** in the first quarter as he will become the seventh CU player (and eighth associated with the school) to be inducted into the College Football Hall of Fame this December 6 in New York City. Orvis, a defensive end, played at CU from 1969-71; NFF CEO and CU grad **Steve Hatchell** and '93 Buffalo inductee **Dick Anderson** (class of '67) participated in the ceremony. Orvis wore his #88 CU jersey for the last time, as it will be sent with his helmet and the game ball from CU's win over Ohio State in '71 to the Hall of Fame.

THE LAST TIME STANFORD 42, COLORADO 10**NOVEMBER 7, 2015****FOLSOM FIELD, BOULDER**

BOULDER — For one quarter, Colorado went toe-to-toe with No. 9 Stanford, but in the end, the Buffs could not keep up and the Cardinal took a 42-10 win.

CU (4-6, 1-5) lost its 21st consecutive game to a ranked opponent while Stanford (8-1, 7-0) won for the eighth consecutive time and dropping its season opener at Northwestern.

Each team scored on its first possession. Stanford capped an 81-yard drive with a one-yard dive by Remound Wright while CU ended a 75-yard march with a four-yard run by Donovan Lee for a 7-7 tie that carried to the end of the first quarter.

Lee had three carries for 13 yards on CU's first scoring drive and quarterback Sefo Liufau completed a 36-yard pass to Nelson Spruce.

But the Cardinal roared ahead with 21 unanswered points in the second period to take a 28-7 lead into the locker room at halftime.

Stanford took a 14-7 lead on a 43-yard pass from Kevin Hogan to Michael Rector on a third-and-18 play early in the second quarter. The Buffs appeared to be in position to stop the Cardinal after a Derek McCartney sack of Hogan on second down, but Hogan connected with a streaking Rector down the left sidelines on the next play to give the Cardinal a lead they would never relinquish.

CU took the ensuing kickoff and marched deep into Stanford territory, but then missed an opportunity to narrow the gap when Diego Gonzalez was wide left on a 37-yard field goal try.

Hogan then threw a 6-yard touchdown pass to cap an 80-yard drive and extend Stanford's lead to 21-7 before running for a 1-yard touchdown just before the end of the half. Stanford's final drive of the quarter was set up by an interception of Liufau.

The Buffs struggled all day to find an answer for Stanford running back Christian McCaffrey, the nation's leader in all-purpose yardage. McCaffrey rushed 23 times for 143 yards, caught three passes for 15 yards, threw a 28-yard touchdown pass and had three returns (two kickoffs, one punt) for 58 yards.

With seven carries for 43 yards, Liufau was CU's leading rusher in a running game that netted only 83 yards. Liufau also passed for 125 yards. Spruce was the Buffs' top receiver, catching five passes for 75 yards. Spruce continued to add to his school and Pac-12 record of career receptions (272), went over the 3,000-yard career mark (3,022) and pushed his streak of consecutive games with at least one catch to 35.

CU opened the second half by driving for a Gonzalez 29-yard field goal that brought the Buffs to within 28-10. But an onside kick attempt was recovered by Stanford and on their first play of the half, the Cardinal got a 47-yard touchdown run from Bryce Love to up their lead to 35-10.

CU later got a big defensive play from safety Tedric Thompson, who returned an interception of a Hogan pass 71 yards to the Stanford 3. The Buffs, though, were unable to capitalize and turned the ball back to Stanford on downs.

Stanford's final score was McCaffrey's toss to Austin Hooper early in the fourth quarter to bump the Cardinal's lead to 42-10. Both teams then turned to reserves for much of the rest of the game, and neither team scored again.

Stanford outgained Colorado 472-231, had 25 first downs to the Buffs' 15, owned a 75-53 advantage in plays and finished with a 38:01-19:20 advantage in time of possession. The Cardinal also converted 10-of-16 third downs and both fourth-down conversion attempts to 2-of-11 and 0-for-1 for CU in the same categories.

Stanford	7	21	7	7	—	42
COLORADO	7	0	3	0	—	10

SCORING	Score	Time	Qtr
Stanford — Wright 1 run (Ukropina kick)	0- 7	7:49	1Q
COLORADO — Lee 4 run (Gonzalez kick)	7- 7	6:07	1Q
Stanford — Rector 43 pass from Hogan (Ukropina kick)	7-14	11:53	2Q
Stanford — Schultz 6 pass from Hogan (Ukropina kick)	7-21	1:51	2Q
Stanford — Hogan 1 run (Ukropina kick)	7-28	0:01	2Q
COLORADO — Gonzalez 29 FG	10-28	11:36	3Q
Stanford — Love 47 run (Ukropina kick)	10-35	11:23	3Q
Stanford — Hooper 28 pass from McCaffrey (Ukropina kick)	10-42	14:52	4Q

Attendance: 40,142 **Time:** 3:00

Weather (45°): sunny skies, 36% humidity, negligible wind

TEAM STATISTICS	COLORADO	Stanford
First Downs.....	15	25
Third Down Efficiency (Fourth).....	2-11 (0-1)	10-16 (2-2)
Rushes—Net Yards	30-83	48-275
Passing Yards	148	197
Passes (Att-Comp-Int).....	23-13-2	27-18-1
Total Offense.....	231	472
Return Yards	71	38
Punts: No-Average.....	4-45.0	4-40.2
Fumbles: No-Lost.....	0-0	3-0
Penalties/Yards	3/21	7/55
Quarterback Sacks—Yards.....	2-7	4-30
Time of Possession	21:59	38:01
Drives/Average Field Position	11/C30	11/S34
Red Zone: Scores-Attempts (Points).....	2-4 (10)	3-3 (21)

INDIVIDUAL STATISTICS

Rushing—Colorado: Liufau 7-43, Lee 7-17, Carr 7-16, Lindsay 5-14, Apsay 4-minus 7. **Stanford:** McCaffrey 23-147, Love 3-58, Hogan 9-40, Sanders 6-18, Burns 2-8, Wright 4-6, Chryst 1-minus 2.

Passing—Colorado: Liufau 18-10-1, 125, 0 td; Apsay 5-3-1, 23, 0 td. **Stanford:** Hogan 23-17-1, 169, 2 td; McCaffrey 1-1-0, 28, 1 td; Chryst 3-0-0, 0.

Receiving—Colorado: Spruce 5-75, Bobo 4-29, Lee 2-10, Ross 1-23, Keeney 1-11. **Stanford:** Rector 4-66, Hooper 3-62, McCaffrey 3-15, Owusu 2-12, Love 2-9, Schultz 2-8, Irwin 1-20, Marx 1-5.

Punting—Colorado: Kinney 4-45.0 (49 long, 0 In20). **Stanford:** Bailey 3-40.0 (56 long, 1 In20, 1 TB); Robinson 1-41.0 (0 In20).

Punt Returns—Colorado: MacIntyre 1-0. **Stanford:** Sanders 1-25, McCaffrey 1-12. **Kickoff Returns—Colorado:** Lee 2-55, Lindsay 2-38, Howard 1-minus 2. **Stanford:** McCaffrey 2-46.

Tackle Leaders—Colorado: Thompson 8, 2—10; Olugbode 6, 4—10; Gamboa 5, 4—9; Awuzie 7, 1—8; Watanabe 6, 1—7; Bell 4, 3—7; McCartney 4, 2—6; Falo 3, 0—3; Laguda 3, 0—3; Crawley 2, 1—3; Kafovalu 2, 1—3; Gilbert 2, 0—2; Solis 2, 0—2; Franke & Jackson 1, 1—2. **Stanford:** Thomas 5, 0—5; Anderson 5, 0—5; Tyler 4, 1—5; Harris 4, 0—4; Martinez 4, 0—4.

Quarterback Sacks—Colorado: Gilbert 1-6, McCartney 1-1. **Stanford:** Tyler 2-17, Shober 1-8, Anderson 1-5.

Interceptions—Colorado: Thompson 1-71. **Stanford:** Reid 1-1, Lloyd 1-0. **Passes Broken Up—Colorado:** Bell 2, Witherspoon. **Stanford:** none.

GAME NOTES

Stanford now leads the series by a 6-3 count (3-0 with both as members of the Pac-12); Colorado leads 3-2 in Boulder ... The game took exactly 3 hours, the fastest this season involving CU ... **C/OG Sully Wiefels** (Jr.) made his first career start, doing so at left guard; he became the 21st different player to make his first career start for CU this season ... Colorado gained 80 yards of offense in the first quarter; in Stanford's 48-0 win in Boulder in 2012, CU had 76 for the game ... **Strength vs. Strength:** Colorado came in averaging 82.9 plays a game (fifth nationally); Stanford was allowing 68.3 (in the top 20 for the fewest allowed). And the winner was Stanford. The Cardinal held CU to a season-low 53 plays, also the fewest since 2012 when it had 44 — against Stanford ... CU did a decent job corralling Christian McCaffrey, the nation's all-purpose yards leader, when it came to post-contact rushing yards (57 of his 147 yards) ... **SS Tedric Thompson** returned a third-quarters interception 71 yards to the Stanford 3; it was the fourth pick of his career and his first this season (he became the eighth CU player to record an INT in 2015) ... **WR Nelson Spruce** continued to add to his school and Pac-12 marks in career receptions (272) and went over the 3,000-yard plateau (3,022) in adding to his CU record; the first to reach 3,000 receiving yards at Colorado, four have done it in rushing ... **TB Christian Powell** did not have a rushing attempt, the first time in his career he did not carry the ball.

IN COLORADO BUFFALO HISTORY: OCTOBER 22

Colorado is **9-11** all-time on **October 22**, 5-4 at home and 4-7 on the road. CU has played Nebraska four times on the date, all in a row between 1960 and 1983, going 1-3 against their former top rivals. All but two of the games ('77 and '83 at Lincoln) have been played in the Mountain Time Zone. Some highlighted Oct. 22 games: **1910**—Colorado, then the Silver & Gold, defeat Wyoming 14-3 in Boulder, only the third-ever meeting between the schools in neighboring states. **1921**—Lee Willard's 40-yard touchdown pass to Walter Franklin rallied CU to a 10-7 win over Denver. CU had taken a 3-0 lead in the first half on a 35-yard field goal by Art Quinlan, but according to the Coloradoan (CU yearbook), "the Minister's well developed and well screened shift plays caught (CU) unprepared and they were able to make many yards thru (sic) the use of this feature." **1949**—In the final game of the series until a one-game renewal in 1998, Colorado dumped the then Utah State Farmers, 20-6 in Logan. CU trailed 7-0 at halftime but got second half touchdown runs of 28 and two yards from Malcolm Miller, the first on a reverse, and the clincher on a 21-yard romp from Gerald Apuzzo. **1955**—Colorado falls 56-21 at No. 3 Oklahoma, but the game is much closer than the final score indicated. The Buffs led 14-0 after a pair of 2-yard touchdown runs by John Bayuk and Emerson Wilson with 10:15 left in the first half, but the Sooners scored the next 35 points to take control of the game. **1960**—A 19-6 win over Nebraska in Boulder improved the Buffs to 3-0 in the Big Eight and to 4-1 overall; the Buff defense suffocates the Huskers, allowing just 156 yards on 59 plays (2.6 per). **1977**—Colorado entered as the No. 7 team nationally (5-0-1), Nebraska at No. 18; the Buffs stormed to a 15-3 lead early in the second quarter only to see the Huskers put up 30 unanswered points to win, 33-15, in Lincoln. Howard Ballage put CU up early with a 98-yard kickoff return for a touchdown to give CU a 7-3 lead (he would do the same a year later, covering 100 yards in Boulder); James Mayberry rushed for 113 yards and a score. **1983**—In Lincoln, Colorado trailed Nebraska, 14-12, at halftime; many viewers watching TV that day thought ABC flashed the wrong halftime score, as Nebraska won 69-19; it must have been 41-12. Nope, the Husker trifecta of Turner Gill, Mike Rozier and Irving Fryar keyed a third quarter onslaught with five touchdowns between them, helping NU to a 48-7 edge in the *quarter*, setting an NCAA record for points. **1988**—Eric Bieniemy rushed for 114 yards and a second quarter touchdown that gave CU a 14-7 lead over No. 9 Oklahoma, but the Sooners rallied to win the first-ever night game at Folsom Field, 17-14. Ken Culbertson's 62-yard field goal attempt to tie the game with 29 seconds remaining was long enough, but sailed just right at the end. It would be the Sooners last win over Colorado for 14 years. **1994**—No. 2 Colorado's triple punch of Kordell Stewart, Rashaan Salaam and Michael Westbrook proved too much for No. 19 Kansas State in a 35-21 Buff win in Boulder. Stewart accounted for 263 yards of total offense, including a career-high 127 rushing at the time, with three TDs while Salaam rushed for 202 and two scores and Westbrook making couple of acrobatic catches at key junctures to keep drives alive (4-64 in the game). The win set the stage the following week in Lincoln between undefeated titans Colorado (7-0, No. 3) and Nebraska (7-0, No. 2). **2005**—Joel Klatt threw for 193 yards and four touchdowns, becoming CU's all-time leader at the time in the latter with 42, and CU had a big night on special teams as the Buffs dismantled Kansas, 44-13. TE Joe Klopfenstein caught two of those scoring tosses, and WR Stephone Robinson returned a punt 81 yards for a TD, the highlight of the special teams effort that also included a blocked punt that led to a score and a safety after forcing KU to muff a punt snap. **2011**—Oregon visited Boulder and left with a 45-2 win. 'Nuff said. **OCTOBER 22 COLORADO MVP: QB Kordell Stewart, 1994.** In a 35-21 win over Kansas State, he accounted for 263 yards total offense including a regular season career-high 127 rushing and three touchdowns, including a 60-yard burst that snapped a 21-21 tie five minutes into the fourth quarter. During the course of the game, he became just the second player in Big Eight history to pass for 5,000 and rush for 1,000 in a career.

TURNOVER STREAK LONGEST IN THE NATION

Colorado was one of only six schools in the nation to force at least one turnover in every game in 2015 (and the only Power 5 school to do so); Boise State, Northern Illinois, Marshall, Georgia State and Toledo joined the Buffaloes. CU forced 22 turnovers last year (14 interceptions, eight fumble recoveries); that was the most by the Buffaloes in a season since forcing 25 in 2009. Three schools on that list did not force an opponent miscue in the season opener, and CU had been tied with North Carolina who did not force one in week three and the list is now down to three. Prior to this run, in which CU has forced **36** turnovers that have led to **105** points (**14** this year into **47**), the Buffs had just 11 turnovers in their previous 12 games and turned those into just 20 points.

Consecutive Games Forcing A Turnover Through Games of October 15 (W-L record): Colorado 20 (9-11), Alabama 19 (19-0).

WITHERSPOON KEPT TURNOVER STREAK ALIVE IN A BIG WAY It took 59 minutes and 12 seconds to get it, but Colorado was able to extend its streak of consecutive games forcing a turnover to 17 on Sept. 24 thanks to **Ahkello Witherspoon's** interception in the final minute at Oregon; he preserved the win in the process as the Ducks had just lined up for a first-and-goal at the CU 7. For Witherspoon, it was his first interception of the season and third of his career (he had two picks in 2015, one of those coming against Oregon as well).

FIRST QUARTER SUCCESS

Though USC was the first to stifle, as in shutout, Colorado in the first quarter, the Buffaloes have generally been rolling out of the gate, leading after the first quarter in five games and tied in a sixth and are on a record pace for scoring:

Colorado: All-Time First Quarter Scoring

Season	Games	1Q Points	Avg.	Season	Games	1Q Points	Avg.	Season	Games	1Q Points	Avg.	Season	Games	1Q Points	Avg.
1994	11	118	10.7	2016	7	92	13.1	2002	13	89	6.8	2015	13	73	5.6
1989	11	115	10.5	1988	11	92	8.4	2003	12	86	7.2	1999	11	72	6.5
1995	11	111	10.1	1958	10	89	8.9	2007	11	82	7.5	2000	11	72	6.5
2001	13	107	8.2	1992	11	88	8.0	2004	12	78	6.5	1990	12	72	6.0

► FBS Leaders (1st Quarter Scoring): **Colorado 92**, Texas Tech 91, Louisville 84, New Mexico 84, Western Michigan 84, Oklahoma State 82, Washington 79, Memphis 73, Michigan 70, California 66.

DRIVIN'

Colorado has **33** touchdown drives this season, totaling **2,228** yards (average length of **67.5** yards, including penalty yardage), **27** which have consumed less than three minutes, and **17** f those under two minutes. CU has gained 2,207 yards on 219 plays on those drives, or **10.1** yards per play. Colorado has started 31 drives either inside (17) or at its own 20 (14) this season ... but the Buffaloes haven't been daunted by the task at hand, scoring 10 times when starting with that poor field position (62 points overall, 8 TDs). The opponent? Just one TD for 7 points in 22 such drives.

TOUCHDOWNS ON FIRST CAREER TOUCH

There are two players on the current CU roster that scored a touchdown on their first career touch (both on offense). **Jay MacIntyre** did it a redshirt frosh against Nicholls State a year ago, and last week, **Kabion Ento** became the 14th known player to do in CU history. Not including those players whose first career interception were returned for scores (see page 24), here's a list of known players in CU history that scored a TD the first time they touched the football:

Player	Date	Opponent	Score	How
Lamar Meyer	Sept. 18, 1954	DRAKE	W 61-0	26 pass from Frank Bernardi
Gerry Leahy	Sept. 25, 1954	COLORADO STATE	W 46-0	8 pass from Homer Scott
Leon Mavity	Sept. 30, 1961	OKLAHOMA STATE	W 24-0	60 yard punt return
Chuck Morris	Nov. 25, 1961	IOWA STATE	W 34-0	12 pass from Pat Young
Roger Wissmiller	Oct. 20, 1962	at Iowa State	L 19-57	2 pass from Frank Cesarek
Larry Ferguson	Sept. 15, 1973	at Louisiana State	L 6-17	37 yard run
Mike Kerin	Sept. 27, 1975	WICHITA STATE	W 52-0	32 yard pass from Jeff Austin

Player	Date	Opponent	Score	How
Craig Keenan	Sept. 25, 1982	WYOMING	L 10-24	1 yard run
James Kidd	Sept. 11, 1993	BAYLOR	W 45-21	25 yard pass from Vance Joseph
Jeremy Bloom	Aug. 31, 2002	Colorado State	L 14-19	75 yard punt return
DaVaughn Thornton	Nov. 6, 2010	at Kansas	L 45-52	12 yard pass from Cody Hawkins
Scott Fernandez	Nov. 10, 2012	at Arizona	L 31-56	71 yard pass from Connor Wood
Jay MacIntyre	Sept. 26, 2015	NICHOLLS STATE	W 48-0	38 yard pass from Sefo Liufau
Kabion Ento	Sept. 10, 2016	IDAHO STATE	W 56-7	69 yard pass from Steven Montez

This year across the nation, 18 players have scored a TD on their first career reception; Arizona State TE Jay Wilson (30 yards versus Cal) is the only other Pac-12er to do it.

100 QUADFECTA

With **Bryce Bobo's** career-high 110 yards receiving on six catches last Saturday against Arizona State, he became the fourth different Buffalo to have a 100-yard receiving game this year. He joined **Devin Ross** (at Oregon), **Shay Fields** (versus Oregon State) and **Phillip Lindsay** (at Southern California) on that list; it accomplished two things: CU has now had four straight games with a 100-yard receiver, and it's only the second time in school history that the Buffaloes have had four different players record a 100-yard receiving game in the same year. The first time it happened was in 1984 when Loy Alexander, Ron Brown, Jon Embree and Ed Reinhardt all posted 100-yard receiving games. There have been five other seasons in program history where three different players all had 100-yard games, the last of those being in 2015 with Fields, Ross and Nelson Spruce. A look at the quadfectas in 1984 and this year:

2016

Player	Date	Opponent	No-Yards	Avg.	TD
Devin Ross	Sept. 24	at Oregon	7-153	21.9	1
Shay Fields	Oct. 1	OREGON STATE	7-169	24.1	3
Phillip Lindsay	Oct. 8	at Southern Cal	6-105	17.5	1
Bryce Bobo	Oct. 15	ARIZONA STATE	6-110	18.3	0

1984

Player	Date	Opponent	No-Yards	Avg.	TD
Ed Reinhardt	Sept. 8	MICHIGAN STATE	10-142	14.2	2
Jon Embree	Sept. 8	MICHIGAN STATE	7-112	16.0	0
Jon Embree	Sept. 29	UCLA	8-145	18.1	1
Ron Brown	Oct. 13	IOWA STATE	5-158	31.6	2
Ron Brown	Oct. 27	at Oklahoma State	4-141	35.3	1
Jon Embree	Nov. 3	KANSAS	8-133	16.6	0
Loy Alexander	Nov. 3	KANSAS	7-118	16.9	1

DID YOU KNOW this about the Colorado Buffaloes receiving corps:

- ▶ That Colorado and Missouri are the only Power 5 programs that have had four or more players record a 100-yard receiving game this season? The Tigers actually have six different players with 100-yard games.
- ▶ That Colorado is the only "Power 5" school to have three receivers ranked in the top 10 in its conference in receiving yards per game?
- ▶ That the only Pac-12 players to both throw and catch touchdown passes in the same game over the last two seasons are CU's Bobo and Stanford's Kevin Hogan and Christian McCaffrey?

LINDSAY MAKES SOME HISTORY

When junior **TB Phillip Lindsay** had career-highs of six receptions for 105 yards in the 21-17 loss at USC on October 8, he made some history in the process. He became just the fifth running back to have 100-plus receiving yards in Colorado history, and the first to do it since 2001, when **TB Cortlen Johnson** had identical numbers in a 40-27 Colorado win at Iowa State. A look at this rare quintet:

Player	Date	Opponent	Score	No.	Yds	TD
Jim Haley	Oct. 25, 1930	COLORADO A&M	W 7-0	3	108	1
Ron Johnson	Sept. 29, 1951	at Northwestern	L 14-35	2	108	0
Leon Mavity	Nov. 11, 1961	UTAH	L 12-21	2	112	1

Player	Date	Opponent	Score	No.	Yds	TD
Cortlen Johnson	Nov. 10, 2001	at Iowa State	W 40-27	6	105	1
Phillip Lindsay	Oct. 8, 2016	at Southern Cal	L 17-21	6	105	1

GILLAM GETTING BACK INTO THE FOLD

Injuries have hampered the career of **ILB Addison Gillam** dating back to early in his sophomore season. As a freshman in 2013, he earned unanimous first-team Freshman All-American honors and was the first freshman to ever lead CU in tackles since they were first tracked in 1964 (he had 119 stops that year). His sophomore season he recorded 79 tackles in 11 games, but last year as a junior his season was cut short due to a knee injury. Now as a redshirt junior in 2016, he has been slowly working his way back from the injury. He has started to see much more action, playing 91 snaps (30, 30 & 31) in CU's last three games (Oregon State, USC, Arizona State). He's racked up 17 tackles, two sacks and a forced fumble in these three games.

AHEAD IN A BIG WAY

For the last 10 seasons, the opponent has almost always had a distinct advantage in TSL (time spent in the lead), but CU has reversed that and then some thus far this season. Through seven games, the Buffs have led for 288 minutes and 13 seconds, or **68.6** percent of the time; opponents for just 20.4 percent and the score tied the other 11 percent. CU has already led for more minutes this season than it has in nine of the previous 11 years, when it held the edge over an entire season just twice in those seasons (2005, 2010). A closer look:

Season	Colorado	Tied	Opponent	Season	Colorado	Tied	Opponent	Season	Colorado	Tied	Opponent
2005	320:31	101:55	297:34	2009	110:29	165:18	444:13	2013	197:17	108:56	413:47
2006	269:22	123:11	327:27	2010	312:45	113:54	293:21	2014	261:22	83:52	374:46
2007	280:56	130:11	308:53	2011	191:12	78:44	510:04	2015	192:47	158:14	428:59
2008	191:24	119:07	409:29	2012	77:38	112:18	530:04	2016	288:13	46:04	85:43

FINALLY AN EXPERIENCED UNIT

The returning players on the '16 CU roster played in **1,072** games in their combined careers heading into the season—the most since the 2005 team (1,080); they also started **412** games, the most-ever in school history, besting the 333 by the '79 team (the 2015 Buffs were next with 327, followed by 326 in '01). Sixty-one players on the roster had appeared in at least one game (24 in 20 or more), with nine making at least 20 starts and 17 making 10. And for the first time in recent memory, almost half of the CU roster are upperclassmen: there are 116 players on the overall roster, 56 of which are juniors (33) and seniors (23); and of those 116, there are 109 that coach Mike MacIntyre and his staff have brought in (four recruiting classes, transfers and walk-ons).

A FIRST WE ARE SURE OF ... BY JULMISSE

CB Anthony Julmisse became the first Buffalo since CB Greg Henderson's junior season in 2013 to record a take-away in each of the first two games of the year. Julmisse, a true freshman from Plantation, Fla., (pronounced joel-meese) recovered a fumble in the opener against CSU and then had his first career interception last week against Idaho State. Henderson's open to the 2013 season was quite impressive, as he returned a fumble 53 yards for a touchdown in the opener against Colorado State and came back the next week with a 46-yard fumble recovery for a touchdown in a win over Central Arkansas. Henderson would then go on to have a pick in the third game of the 2013 season against Oregon State and two more interceptions in week four against Oregon. That was a total of five takeaways that Henderson was responsible for in the first four weeks of the 2013 season.

HEY, I'M BACK HERE TOO

When it comes to the Buff secondary, **CB Chidobe Awuzie** gets the lion's share of attention. But right next to him is a force in his own right, **SS Tedric Thompson**. He has two interceptions this year and eight for his career (several of which have been of the acrobatic variety). He is the 22nd Buffalo to record eight or more interceptions in a career, the most recent of those being **CB Terrence Wheatley** who had 14 interceptions in his career that spanned from 2003-07.

200 CLUB: Thompson became the 71st player to record 200 tackles in a CU career; he now has **212** (65th all-time) and is now the fourth current Buff to have 200-plus, as he joined Awuzie (241, 42nd), Kenneth Olugbode (237, 43rd) and Addison Gillam (231, 47th).

2016 GAME RECOGNITIONS

Here is the list of those players who carried Colorado's symbolic artifacts when they took the field prior to each game; the sledgehammer is awarded for the toughest legal hit in the previous game (or in camp):

Opponent	Toolbox	Sledgehammer	Colorado Flag	United States Flag
Colorado State	OLB Derek McCartney	ILB Ryan Severson	OLB Terran Hasselbach	TB Kyle Evans
Idaho State	TE Chris Hill	DT Jordan Carrell	TE Brian Boatman	DE Aaron Howard
Michigan	DB Lucas Cooper	ILB Drew Lewis	OG Tim Lynott, Jr.	OG Gerrad Kough
Oregon	OL Sully Wiefels	CB Chidobe Awuzie	FS Ryan Moeller	OL Josh Kaiser
Oregon State	DT Jase Franke	ILB Rick Gamboa	OG Shane Callahan	WR Shay Fields, Jr.
Southern California	OG Shane Callahan	OLB N.J. Faló	DE Aaron Howard	WR Bryce Bobo
Arizona State	OT Sam Kronshage	SS Tedric Thompson	DL Frank Umu	DL Leo Jackson III

INSIDE-THE-20

(FACT: CU invented charting the red zone in 1981; as in the NFL, the 20 is not in the red zone in its stats)

Under MacIntyre, Colorado is **135-of-164** in the red zone (82.3 percent, 92 touchdowns), and in 2013-14, had the best two-year scoring percentage since 1994-95 (86.7, 91-of-105, 73 TDs). The Buffs struggled a bit in 2015, going **38-of-53** (and scored TDs in **17-of-25** goal-to-go situations), but have opened **2016** in impressive fashion, going **31-of-34** (23 TDs, 8 FGs) to date, including 8-of-8 versus Colorado State and 5-of-5 at Oregon. In 2014, Colorado had **40** scores in **45** trips when penetrating the opponent 20-yard line (including **29** touchdowns), numbers well up from his first season in 2013 (26-of-32, with 14 TDs, so CU doubled its red zone TD production from 2013). The 29 TDs were the second most in the last 19 seasons in the red zone (30 in 2007, otherwise you go back to 33 in 1995); the overall scoring percentage of 88.9 was the best since 1997 (89.7, 35-of-39).

THIRD DOWN DEFENSE

Colorado's defense continues to excel in getting off the field. The Buffs rank 14th nationally and No. 1 in the Pac-12 in third down defense, holding opponents to a conversion percentage of just 30.3 (the national average is close to 40 percent; Michigan leads at 12.2). Opponents have converted over 40 percent against the Buffs in five of the last six seasons, the lone exception in Mike MacIntyre's first season as head coach (38.8 in 2013).

► The Buff defense has been phenomenal in the first half of games on third down, as opponents have converted only 13-of-57 tries, or just 22.8 percent (Colorado State 2-for-10, Idaho State 1-of-9, Michigan 1-of-8, Oregon 1-of-7, Oregon State 3-of-9, USC 3-of-5; Arizona State 2-of-9).

► Colorado has forced the opponents into 32 "three-and-outs" in 101 possessions (31.6 percent of the time); that ranks 17th in the country.

YOUNG GUNS NO MORE

It has been well-documented that this is Colorado's most experienced team in quite some time ... through seven games, the Buffs have yet to start a true freshman. The last time the Buffs did not start at least one true frosh was in 2001, and since freshmen became eligible to play again in 1972, there have been just nine seasons where no true rookie made a start (1972, 1974, 1978, 1981, 1985, 1989, 1990, 1993 and 2001). CU averaged 7.8 wins those years, winning three league titles, one national championship and went to six bowl games.

► The number of true freshman starts has dwindled since a high of 57 in 2012 ... they started 29 games in Mac's first year (2013), then 17, 6 and now zero.

HISTORIC OFFENSE ?

Colorado owns the nation's No. 14 ranked offense, averaging 515.3 yards per game, having gained over 500 yards in five of its first seven games this season. It marks the first time since 1994 that Colorado has gone for over 500 yards of offense in four of its first six games to start a season and just the third time ever going all the way back to 1946 when records are first available (but highly unlikely it occurred prior). The 515.3 yards of offense in the first seven games this year are the best by the Buffs in its history. Here is a look at CU's best seasons on offense and where those stood up through seven games as compared to the 2016 Buffaloes:

CU Total Offense (Best Years)

Year	G	Yards	Avg/G	500+	Through 7 Games-----			Game 8
					Yards	Avg./G	500+	
2016	7	3,607	515.3	5	?
1994	11	5,448	495.3	6	3,520	502.9	4	314
1995	11	5,353	486.6	5	3,527	503.9	3	382
1989	11	5,201	472.8	4	3,589	512.7	3	314
1993	11	5,175	470.5	5	3,396	485.1	4	304
1996	11	4,973	452.1	4	3,242	463.1	2	562
Year	G	Yards	Avg/G	500+	Through 7 Games-----			Game 8
					Yards	Avg./G	500+	
2014	12	5,270	439.2	3	3,263	466.1	2	500
2001	12	5,213	434.4	4	2,831	404.4	2	465
1990	12	5,177	431.4	1	2,867	409.6	0	463
1999	11	4,674	424.9	4	2,915	416.4	1	537
1970	10	4,229	422.9	1	2,584	369.1	0	498

CHASING 1994

With Colorado gaining over 500 yards in five games and averaging 515.3 yards per game to date, the Buffs are on pace to best the 1994 marks of six games over 500 yards and 495.3 per. That '94 offense featured the likes of **TB Rashaan Salaam**, **QB Kordell Stewart** and **WR Michael Westbrook**, among others, as all 11 starters from that team eventually went on to play in the National Football League.

PASSING AVERAGE ON THE RISE

CU's 8.91 yards per passing attempt is 13th best in the nation (second in the Pac-12); the Buffs haven't averaged over eight yards per attempt for 20 years (8.56 in 1996 when the quarterback was Koy Detmer), and have averaged over seven per throw just once since 2003 (7.27 in 2013). The Buffs are averaging 13.31 per completion this season, 44th nationally (19th for teams with 200+ attempts), also way up from previous years: Colorado's high in recent times came in 2002 – averaging 12.4 yards per completion (the school record is 23.8 set in 1988, but the Buffs were transitioning from the wishbone to the I-Bone then and threw 125 passes all year, completing 54). And in addition, only 12 schools have thrown fewer interceptions than CU's three.

HARASSING THE QUARTERBACK

Colorado had season-highs of five quarterback sacks and nine hurries in the 40-16 win over Arizona State, upping the season totals to 19 and 37, respectively. CU's sack attack has been led by **OLB Jimmie Gilbert** (6), DL's **Jordan Carrell** and **Samson Kafovalu** (2½ each) and three others with two. They are on pace to set a single-season best in the MacIntyre Era, as his first team had 18 in 2013, 22 in 2014 and 28 last year.

► Thus, the opponent has called 257 pass plays, and has been sacked or hurried on 56 of those, or 22 percent of the time.

30 FOR 30

Colorado is 12-6 under head coach Mike MacIntyre in games where it scores 30 or more points, including 5-0 this season (3-23 and 0-2, respectively when held to under 30). The Buffs have already scored 273 points through seven games and its 39.0 scoring average ranks fourth in the Pac-12 and 22nd nationally. The last season in which the Buffs averaged over 30 points per game was in 2001 when CU put up 396 total points, or 33.0 per game. The school record for points in a season is the 452 scored by the 1989 Buffalo team that had an undefeated regular season before losing to Notre Dame in the Orange Bowl. The 2016 Buffs need to score 180 more points over the next five games to set a new school record (or six games if the Buffs reach the Pac-12 title game; CU does not include bowl games in its records). CU scoring the last decade:

Year	Points	Avg/G	W-L	Year	Points	Avg/G	W-L	Year	Points	Avg/G	W-L
2016	273	39.0	5-2	2012	214	17.8	1-11	2008	242	20.2	5-7
2015	320	24.6	4-9	2011	257	19.8	3-10	2007	331	27.6	6-7
2014	342	28.5	2-10	2010	290	24.2	5-7				
2013	305	25.4	4-8	2009	267	22.3	3-9				

TYING A STRANGE LOW

OLB Jimmie Gilbert led the Buffs with five tackles (three solo) in the 56-7 win over Idaho State ... that matched the lowest number of tackles that has ever led the Buffaloes in a game (**CB Lorenzo Sims** had five, all solo, in a 44-10 win at Iowa State on Nov. 15, 2003). Thirty different players played anywhere from six to 30 snaps on defense in the game, easily the most in recent history.

HOPE THIS ISN'T A JINX ... OOPS

Colorado placekickers made 156 straight extra-point kicks dating back to late in the 2011 season... until Oregon blocked CU's second try in the Buffs' 41-38 win on Sept. 24. **Will Oliver** made the last 102 of his career (2011-14); **Diego Gonzalez** made all 51 of his career PAT boots until being lost for the season with a torn Achilles) and **Chris Graham** made good on his first three tries before suffering the block.

KELLEY MAKES HISTORY

When **C Alex Kelley** recovered a fumble that opened the scoring in CU's season opening 44-7 win over Colorado State on Sept. 2, he became the first offensive lineman in school history to score Colorado's first points of any season – 127 of them. In the process, he also became the first O-lineman to score a touchdown since **OG Heath Irwin** recovered a fumble in a 44-21 loss to Nebraska in Boulder on Oct. 28, 2005.

LIUFU'S ASSAULT

Entering his senior year, **QB Sefo Liufau** has already set or tied **78** school records, with at least another seven yet on the horizon in 2016. The list:

SEFO'S RECORDS (78)

PASSING (53)

Highest Pass Efficiency Rating, Game (*min. 50 attempts*)—157.2, Sefo Liufau vs. California at Berkeley, Sept. 27, 2014 (46-of-67, 455 yards, 7 td, 1 int)
Highest Pass Efficiency Rating by Class/Season, Freshman (*min. 150 attempts*)—128.3, Sefo Liufau, 2013 (149-of-251, 1779 yards, 12 td)
Most Passing Attempts, Game—67, Sefo Liufau vs. California at Berkeley, Sept. 27, 2014 (46 completions).
Most Passing Attempts, Season—498, Sefo Liufau, 2014 (325 completions).
Most Attempts Without A Touchdown Pass, Game—57, Sefo Liufau, vs. UCLA at Pasadena, Oct. 31, 2015.
Most Passing Attempts by Class/Season, True Freshman—251, Sefo Liufau, 2013 (149 completions).
Most Passing Attempts by Class/Season, Sophomore—498, Sefo Liufau, 2014 (325 completions).
Most Passing Attempts by Class/Season, Junior—344, Sefo Liufau, 2015 (214 completions).
Most Passing Attempts by Class/Game, Sophomore—67, Sefo Liufau vs. California at Berkeley, Sept. 27, 2014 (46 completions).
Most Pass Completions, Game—46, Sefo Liufau vs. California at Berkeley, Sept. 27, 2014 (67 attempts).
Most Pass Completions, Season—325, Sefo Liufau, 2014 (498 attempts).
Most Pass Completions, Career—767, Sefo Liufau, 2013-16 (1,203 attempts).
Most Pass Completions/Duo, Game—19, Sefo Liufau to Nelson Spruce vs. California at Berkeley, Sept. 27, 2014.
Most Pass Completions/Duo, Season—107, Sefo Liufau & Nelson Spruce, 2014 (*Liufau-to-Spruce 105; Spruce-to-Liufau 2*).
Most Pass Completions/Duo, Career—217, Sefo Liufau & Nelson Spruce, 2013-15 (*Liufau-to-Spruce 213; Spruce-to-Liufau 4*).
Most Pass Completions by Class/Season, True Freshman—149, Sefo Liufau, 2013 (251 attempts).
Most Pass Completions by Class/Season, Sophomore—325, Sefo Liufau, 2014 (498 attempts).
Most Pass Completions by Class/Season, Junior—214, Sefo Liufau, 2015 (344 attempts).
Most Pass Completions by Class/Game, Sophomore—46, Sefo Liufau vs. California at Berkeley, Sept. 27, 2014 (67 attempts).
Most Pass Completions by Class/Game, Junior—37, Sefo Liufau, vs. UCLA at Pasadena, Oct. 31, 2015 (57 attempts).
Average Pass Completions Per Game, Season—27.1 (325 in 12 games), Sefo Liufau, 2014.
Highest Pass Completion Percentage, Season (*minimum 250 att.*)—65.3 (325 of 498), Sefo Liufau, 2014.
Most Passing Yards Gained, Season—3,200, Sefo Liufau, 2014.
Most Passing Yards Gained, Career—8,441, Sefo Liufau, 2013-16.
Most Passing Yards Gained by Class/Season, True Freshman—1,779, Sefo Liufau, 2013.
Most Passing Yards Gained by Class/Season, Sophomore—3,200, Sefo Liufau, 2014.
Most Passing Yards Gained by Class/Season, Junior—2,418, Sefo Liufau, 2015.
Most Passing Yards Gained by Class/Game, Sophomore—455, Sefo Liufau vs. California at Berkeley, Sept. 27, 2014.
Most 200-Yard Passing Games, Career—24, Sefo Liufau, 2013-16.
Most 200-Yard Passing Games, Consecutive—7, Sefo Liufau, Nov. 30, 2013-Oct. 4, 2014.
Most 200-Yard Passing Games, Season—10, Sefo Liufau, 2014.
Most 300-Yard Passing Games, Season—5, Sefo Liufau, 2014.
Most 300-Yard Passing Games, Career—10, Sefo Liufau, 2013-16.
***Most Players With 1,000-Yards Passing, Season**—2, Sefo Liufau (1,779) and Connor Wood (1,103), 2013.
***Most 3,000-Yard Passing Seasons, Career**—1, Sefo Liufau, 2014.
Most Yards Gained Against One Opponent—1,101, Sefo Liufau vs. Arizona State (169 in 2013, 278 in 2014, 389 in 2015; 265 in 2016)
***Most Touchdown Passes, Quarter**—3, Sefo Liufau vs. California at Berkeley, Sept. 27, 2014 (first).
Most Touchdown Passes, Game—7, Sefo Liufau vs. California at Berkeley, Sept. 27, 2014.
Most Touchdown Passes, Season—28, Sefo Liufau, 2014.
Touchdown Passes by Class/Season, True Freshman—12, Sefo Liufau, 2013.
Touchdown Passes by Class/Season, Sophomore—28, Sefo Liufau, 2014.
***Touchdown Passes by Class/Game, True Freshman**—3, Sefo Liufau vs. California in Boulder, Nov. 16, 2013.
Touchdown Passes by Class/Game, Sophomore—7, Sefo Liufau vs. California at Berkeley, Sept. 27, 2014.
Most Consecutive Games Throwing A Touchdown Pass, Overall—20, Sefo

Liufau, Oct. 12, 2013 to Nov. 29, 2014.

Most Consecutive Games Throwing A Touchdown Pass, Season—12, Sefo Liufau, Aug. 29, 2014 to Nov. 29, 2014.

Most Consecutive Games Throwing A Touchdown Pass, At Start of Career—20, Sefo Liufau, Oct. 12, 2013 to Nov. 29, 2014.

Most Consecutive Games Throwing Multiple Touchdown Passes—12, Sefo Liufau, Nov. 16, 2013 to Nov. 1, 2014

Most Touchdown Passes/Duo, Season—13, Sefo Liufau to Nelson Spruce, 2014 (includes one from Spruce to Liufau).

Most Touchdown Passes/Duo, Career—18, Sefo Liufau-to-Nelson Spruce, 2013-15 (includes one from Spruce to Liufau).

Lowest Interception Percentage, Season (*minimum 250 att.*)—0.17 (6 of 344), Sefo Liufau, 2015.

Lowest Interception Percentage, Season (*minimum 300 att.*)—0.17 (6 of 344), Sefo Liufau, 2015.

Lowest Interception Percentage, Career (*minimum 200 att. per season*)—0.025 (30 of 1,203), Sefo Liufau, 2013-16.

Most Consecutive Games Throwing An Interception—9, Sefo Liufau, Sept. 6, 2013 to Nov. 8, 2014.

TOTAL OFFENSE (17)

***Most Snaps From Scrimmage, Game**—114, Sefo Liufau vs. UCLA at Pasadena, Oct. 31, 2015

Most Plays, Game—77, Sefo Liufau vs. California at Berkeley, Sept. 27, 2014 (*67 pass, 10 rush*).

Most Plays, Season—567, Sefo Liufau, 2014 (*498 pass, 69 rush*).

Most Plays, Career—1,464, Sefo Liufau, 2013-16 (*1,203 pass, 261 rush*).

Most Yards Gained, Game—527, Sefo Liufau vs. California at Berkeley, Sept. 27, 2014 (455 pass, 72 rush).

Most Yards Gained, Season—3,336, Sefo Liufau, 2014 (3,200 pass, 136 rush).

Most Yards Gained, Career—9,050, Sefo Liufau, 2013-16 (8,441 pass, 609 rush).

Most Yards Gained By Class/Game, Sophomore—527, Sefo Liufau vs. Cal at Berkeley, Sept. 27, 2014 (455 pass, 72 rush).

Most Yards Gained By Class/Season, Sophomore—3,336, Sefo Liufau, 2014 (3,200 pass, 136 rush).

Yards Gained, Two Seasons—6,020, Sefo Liufau (3,336 in 2014, 2,684 in 2015).

***Most 300-Yard Games, Consecutive**—2, Sefo Liufau, Oct. 10-17, 2015.

Most 300-Yard Games, Season—5, Sefo Liufau, 2014.

Most 300-Yard Games, Career—9, Sefo Liufau, 2013-15 (1 in 2013, 5 in 2014, 1 in 2015, 2 in 2016).

Touchdowns Responsible For, Game—7, Sefo Liufau vs. California at Berkeley, Sept. 27, 2014 (7 pass).

Touchdowns Responsible For, Season—28, Sefo Liufau, 2014 (28 pass, 0 rush).

Points Responsible For, Game—42, Sefo Liufau vs. California at Berkeley, Sept. 27, 2014 (7 TD).

Points Responsible For, Season—168, Sefo Liufau, 2014.

OTHER (8)

***Two-Point Conversions Made, Game**—1, Sefo Liufau (on two occasions).

Most First Downs Earned, Game—28, Sefo Liufau vs. California at Berkeley, Sept. 27, 2014 (26 passing, 2 rushing).

Most First Downs Earned, Season—162, Sefo Liufau, 2014 (150 passing, 12 rushing).

Most First Downs Earned, Career—442, Sefo Liufau, 2013-16 (381 passing, 58 rushing, 3 receiving).

Most First Downs Earned/Passing, Season—150, Sefo Liufau, 2014.

Most First Downs Earned/Passing, Career—381, Sefo Liufau, 2013-16.

Quickest Score At Start of Game—0:11 into game: vs. Arizona at Tucson, Nov. 8, 2014 (Shay Fields 75 pass from Sefo Liufau: 1 play, 75 yards, 0:11).

Quickest Score From Scrimmage—0:11 into game, vs. Arizona at Tucson, Nov. 8, 2014 (Shay Fields 75 pass from Sefo Liufau: 1 play, 75 yards).

CAREER RECORDS WITHIN REACH (8)

Most Career Starts At Quarterback (33); Record: 35, Darian Hagan, 1989-91.

Most Passing Attempts, Career (1,203); Record: 1,214, Cody Hawkins, 2007-10.

Highest Completion Percentage, Career (63.8); Record: 60.8, Joel Klatt, 2002-05.

Most 2,000-Yard Passing Seasons, Career (2); Record: 3, Kordell Stewart (1992-94) and Joel Klatt (2003-05).

Most Touchdown Passes, Career (52); Record: 60, Cody Hawkins, 2007-10.

Highest Efficiency Rating, Season (182.0); Record: 143.7, Koy Detmer, 1996.

Touchdowns Responsible For, Career (60); Record: 67, Cody Hawkins, 2007-10 (60 pass, 7 rush).

Points Responsible For, Career (366)—408, Cody Hawkins, 2007-10 (67 TD, 3 2Pt.-PAT)

(*—tied record)

ASSAULT ON LIUFAU

Senior QB Sefo Liufau has been criticized by some because he has an 11-22 record as a starter and like most quarterbacks, has had a few untimely interceptions. The three-year starter (33 starts, school record is 35) has had to endure a lot of hits and pressure while never having the luxury of playing behind an experienced offensive line (or one that has been healthy for most of a season). In his career, he has dropped back to pass 1,259 times; he has been sacked 56 times (*the fifth-most in school history, see below*); otherwise he is 767-of-1,203 for 8,441 yards with 55 touchdowns and 30 interceptions. His 63.8 completion percentage stands to be the best in school history (Joel Klatt has the record of 60.8). But that doesn't tell the whole story: Liufau has had 165 of his throws hurried, which is tallied when the quarterback is rushed and throws an incompleteness or interception. Thus a whopping 38 percent of his non-completions have been when he is on the run (165 of 436); to put that in perspective, it's the second most throws by a Colorado QB that have been hurried—Cody Hawkins had 172 of such in his career. And of his 30 interceptions, six came on tips or break-ups. Despite the above, he has set or tied 78 school records, which are listed on the previous page.

CU'S MOST SACKED QUARTERBACKS (No./Yards Lost): Tyler Hansen 82/617 (2008-11); Mike Moschetti 64/481 (1998-99); Bill Solomon 63/447 (1977-80); Joel Klatt 62/416 (2003-05); **Sefo Liufau 56/359 (2013-16)**; Kordell Stewart 55/451 (1991-94); Cody Hawkins 49/384 (2007-10).

LIUFAU ON CU'S ALL-TIME PASSING LISTS

QB Sefo Liufau's assault on the top career passing marks, as well as total offense, at Colorado through games of October 15:

PASSING ATTEMPTS

Rk	Player (Seasons)	Att
1	Cody Hawkins (2007-10)	1,214
2	Sefo Liufau (2013-16).....	1,203
3	Joel Klatt (2002-05).....	1,095
4	Tyler Hansen (2008-11).....	872
5	Kordell Stewart (1991-94).....	785

COMPLETIONS

Rk	Player (Seasons)	Com-
1	Sefo Liufau (2013-16).....	767
2	Cody Hawkins (2007-10)	667
3	Joel Klatt (2002-05).....	666
4	Tyler Hansen (2008-11).....	505
5	Kordell Stewart (1991-94).....	456

PASSING YARDS

Rk	Player (Seasons)	Yards
1	Sefo Liufau (2013-16).....	8,441
2	Cody Hawkins (2007-10).....	7,409
3	Joel Klatt (2002-05).....	7,375
4	Kordell Stewart (1991-94).....	6,481
5	Tyler Hansen (2008-11).....	5,705

TOUCHDOWN PASSES

Rk	Player (Seasons)	TD
1	Cody Hawkins (2007-10).....	60
2	Sefo Liufau (2013-16).....	55
3	Joel Klatt (2002-05).....	44
4	Koy Detmer (1992-96).....	40
5	Tyler Hansen (2008-11).....	35

COMPLETION PERCENTAGE

Rk	Player (Seasons)	Pct.
1	Sefo Liufau (2013-16).....	63.8
2	Joel Klatt (2002-05)	60.8
3	Mike Moschetti (1998-99)	60.3
4	Koy Detmer (1992-96).....	58.9
5	Kordell Stewart (1991-94)	58.1

TOTAL OFFENSE

Rk	Player (Seasons)	Yards
1	Sefo Liufau (2013-16).....	9,050
2	Kordell Stewart (1991-94)	7,770
3	Cody Hawkins (2007-10)	7,250
4	Joel Klatt (2002-05)	7,245
5	Sefo Liufau (2013-15).....	6,183

LIUFAU TOPS THE CHARTS IN PLAYS

QB Sefo Liufau had easily been a part of the most plays (858) by the end of a sophomore year in CU history. He now ranks first all-time on the CU charts, the fifth to participate in 1,000 plays, and he took over the all-time mark with his 47 plays in the '16 season opener against Colorado State. A look at who's been a part of the most plays in Colorado annals (700-plus):

TOTAL PLAYS IN A CU UNIFORM

Rk	Player (Seasons)	Rush	Pass	Total
1	Sefo Liufau (2013-16).....	261	1,203	1,464
2	Cody Hawkins (2007-10)	121	1,214	1,335
3	Joel Klatt (2002-05).....	118	1,095	1,213

Rk	Player (Seasons)	Rush	Pass	Total
4	Kordell Stewart (1991-94).....	302	785	1,087
5	Tyler Hansen (2008-11).....	279	872	1,051
6	Rodney Stewart (2008-11).....	2	809	811

Rk	Player (Seasons)	Rush	Pass	Total
7	Mike Moschetti (1998-99).....	186	607	793
8	Steve Vogel (1981-84).....	94	688	782
9	Eric Bieniemy (1987-90).....	3	699	702

LIUFAU SIXTH TO CRACK 100, FIRST TO DO IT TWICE AND THRICE

QB Sefo Liufau became the sixth player in CU history to throw at least 100 passes without an interception early in his junior year and has since done it two more times, becoming the first player to do it not only twice but three times. After throwing 23 interceptions in his first two seasons (749 attempts), he has just **six** in his last 454 (or an interception rate of just .013). His current streak of 123 is the third-longest in CU annals, and has topped his previous two runs of 118 and 107. A look at the longest streaks in CU history:

139	Joel Klatt	(five games, Oct. 15 to Nov. 12, 2005)	100	John Hessler	(six games: Sept. 2 to Oct. 7, 1995)
131	Tyler Hansen	(four games, Sept. 3 to Oct. 1, 2011)	99	Darian Hagan	(six games: Sept. 21 to Nov. 2, 1991)
123	Sefo Liufau	(seven games; Nov. 13, 2015 to current)	98	Kordell Stewart	(1994)
118	Sefo Liufau	(four games: Oct. 10 to Oct. 31, 2015)	92	Sal Aunese	(1988)
114	Cody Hawkins	(four games, Oct. 9 to Nov. 6, 2010)	90	Mike Moschetti	(1998)
107	Sefo Liufau	(four games, Sept. 3 to Oct. 3, 2015)	90	Joel Klatt	(2002-03)
104	Craig Ochs	(four games, Oct. 14 to Nov. 4, 2000)			

LIUFAU RETURNS FROM INJURY AND SNARES PAC-12 OFFENSIVE HONOR

Senior QB Sefo Liufau earned the Pac-12's initial Offensive Player of the Week honor for his efforts in CU's 44-7 win over Colorado State. He completed 23-of-33 passes for 318 yards and a touchdown (no interceptions), while rushing 14 times for 66 yards. His passer rating was 160.6 and he earned 17 first downs (5 rush/12 pass). It was especially significant since it was his first game back after a Lisfranc (foot) injury sidelined him for the last 2½ games in 2015. During the game, he became CU's all-time leader in passing yards (7,715) and also took over the record for the most offensive plays for a career (1,356). CU's Pac-12 Conference POW honors since joining the conference in 2011 (10 total, four this year; *—denotes game in Boulder):

Sept. 10, 2011	*Paul Richardson, WR (Offensive vs. California)	Sept. 19, 2015	Kenneth Olugbode, ILB (Defensive vs. Colorado State)
Nov. 12, 2011	*Travis Sandersfeld, CB (Defensive vs. Arizona)	Sept. 2, 2016	Sefo Liufau, QB (Offensive vs. Colorado State)
Nov. 25, 2011	Jon Major, OLB (Defensive vs. Utah)	Sept. 24, 2016	Steven Montez, QB (Offensive vs. Oregon)
Sept. 22, 2012	Jordan Webb, QB (Offensive vs. Washington State)	Oct. 1, 2016	Davis Price, PK (Special Teams vs. Oregon State)
Sept. 1, 2013	Paul Richardson, WR (Offensive vs. Colorado State)	Oct. 15, 2016	*Phillip Lindsay, TB (Offensive vs. Arizona State)

MONTEZ-MANIA

Redshirt freshman **QB Steven Montez** had quite the starting debut in CU's 41-38 at Oregon, easily one of the best in school history and arguably the best. He completed 23 of 32 passes for 333 yards (3 TD/2 INT), for a passer rating of 177.7 and also had 21 rushes for 135 yards (6.4 per), with a touchdown and a long run of 32 yards. It all added up to 468 yards of total offense and 23 first downs earned (8 rush/15 passing).

- He enjoyed the fifth-best game in a quarterback's first start at Colorado in terms of passing yards, but the best in total offense (*see charts below*).
- His 135 yards rushing were the most in a debut by a starting Buff QB (topping the 116 by Darian Hagan vs. Texas in 1989) and is the 10th most in any game all-time at Colorado by a quarterback (and the first 100-yard game by a quarterback since Nov. 4, 2006 when Bernard Jackson had 105 against Kansas State).
- His 468 yards of total offense were the fourth-most in a single-game in Colorado history.
- It was the first-ever 300 passing/100 rushing game in CU history and just the second 200/100 game (Stewart had 205/143 vs. Notre Dame in the '95 Fiesta Bowl).
- His 14 straight completions in the first half tied for the second-most in school history (trailing 15 by Mike Moschetti over two games in 1999); it matched the most in one game (Koy Detmer, 14 at Colorado State in 1996).

Most Yards Passing / CU Quarterback Debuts

Yards	(A-C-I, TD)	Player	Opponent	Date	Result
418	(50-33-5, 2)	Koy Detmer	Oklahoma	10/24/1992	T, 24-24
409	(36-21-1, 4)	Kordell Stewart	Colorado State	9/05/1992	W, 37-17
402	(34-21-0, 4)	Joel Klatt	Colorado State (Denver)	8/30/2003	W, 42-35
348	(34-24-0, 5)	John Hessler	at Oklahoma	9/30/1995	W, 38-17
333	(32-23-2, 2)	Steven Montez	at Oregon	9/24/2016	W, 41-38
257	(32-21-0, 3)	Mike Moschetti	Colorado State (Denver)	9/05/1998	W, 42-14
239	(25-15-0, 1)	Craig Ochs	at Texas A & M	10/07/2000	W, 26-19

Most Total Offense / CU Quarterback Debuts

Yards	(Pass, Rush)	Player	Opponent	Date	Result
468	(333, 135)	Steven Montez	at Oregon	9/24/2016	W, 41-38
430	(409, 21)	Kordell Stewart	Colorado State	9/05/1992	W, 37-17
396	(418, -22)	Koy Detmer	Oklahoma	10/24/1992	T, 24-24
392	(402, -10)	Joel Klatt	Colorado State (Denver)	8/30/2003	W, 42-35
270	(257, 13)	Mike Moschetti	Colorado State (Denver)	9/05/1998	W, 42-14

The list of honors Montez received for his efforts:

- National Offensive Player of the Week by CollegeSportsMadness.com;
- The Pac-12 Conference Offensive Player-of-the-Week;
- One of eight QBs named a Manning Award Star of the Week;
- One of eight QBs named to the Davey O'Brien Foundation's "Great 8" list;
- Rose Bowl Game Football Committee Pac-12 Player of the Week;
- NFF/College Hall of Fame Colorado Chapter Player of the Week;
- Named to the Earl Campbell Tyler Rose Award honorable mention list for its player of the week.

A FIRST BY MONTEZ SINCE 1959 ... WE'RE PRETTY SURE

Colorado redshirt freshman **QB Steven Montez** became the first known player in CU history to throw a touchdown on his first career passing attempt since **Joe Dowler** did so back in 1959. Montez hit Kabion Ento on a 69-yard scoring strike in the second quarter last week against Idaho State. Dowler did so on Oct. 3, 1959 at Oklahoma, a 15-yard TD pass to Kirk Campbell in a 42-12 loss to the Sooners.

MONTEZ THE 12TH FRESHMAN AT COLORADO TO START A GAME AT QUARTERBACK

Redshirt freshman **QB Steven Montez** became just the 12th freshman in school history to start a game at quarterback at Colorado (the sixth redshirt frosh to do so) when he took the first snap at Oregon on September 24. He had the second-most passing yards by a freshman in a starting debut at CU quarterback. A closer look at every freshman's first career start at CU (*—denotes redshirt freshman):

FRESHMAN PERFORMANCES, FIRST CAREER START AT COLORADO

Quarterback	Date	Opponent	Result	Passing	Quarterback	Date	Opponent	Result	Passing
Randy Essington	10/18/80	at Missouri	L 7-45	22-11-1, 58 , 0 td	*Cody Hawkins	9/01/07	Colorado State (Denver; OT)	W 31-28	31-18-1, 201 , 2 td
*Steve Vogel	10/24/81	at Iowa State	L 10-17	16-12-0, 89 , 0 td	Tyler Hansen	10/25/08	at Missouri	L 0-58	16-12-0, 72 , 0 td
Marc Walters	11/22/86	at Kansas State	W 49-3	4-4-0, 111 , 1 td	*Nick Hirschman	10/29/11	at Arizona State	L 14-48	7-4-0, 52 , 0 td
Koy Detmer	10/17/92	OKLAHOMA	T 24-24	50-33-5, 418 , 2 td	Sefo Liufau	10/19/13	CHARLESTON SOUTHERN	W 43-10	20-14-0, 198 , 1 td
*Zac Colvin	10/23/99	at Iowa State	W 16-12	23-14-1, 116 , 1 td	*Cade Apsay	11/21/15	at Washington State	L 3-27	40-26-2, 238 , 0 td
Craig Ochs	10/07/00	at Texas A&M	W 26-19	25-15-0, 239 , 1 td	*Steven Montez	9/24/16	at Oregon	W 41-38	32-23-2, 333, 3 td

THE "RUSHING/PASSING" QB

QB Sefo Liufau is 10th at CU in all-time rushing by a quarterback (ninth-best average per attempt); he didn't score a rushing touchdown in his career until his junior season, when he scored **five** before suffering a season-ending foot injury (Lisfranc) against USC (the most scored in a season by CU quarterback since Bernard Jackson scored seven in 2006). He had a touchdown receiving (against Arizona as a sophomore in 2014, coming on his 785th career touch), but didn't carry one over the goal line until his 22nd game, which was against Massachusetts in Boulder (and his 931st play). The list of CU's all-time rushing yards by quarterbacks adjusted to allow for sacks (*—Anderson switched to tailback in the third game of the 1969 season):

Rk	Player (Seasons)	Gross	Sacked/	Adjusted			Rk	Player (Seasons)	Gross	Sacked/	Adjusted				
		Att-Yards	Yds Lost	Att	Yards	Avg.			TD	Att-Yards	Yds Lost	Att	Yards	Avg.	TD
1	Darian Hagan (1988-91).....	489-2,007	42/264	447	2,271	5.08	27	10	Sefo Liufau (2013-16).....	261- 609	56/359	205	968	4.72	7
2	Byron White (1935-37)	342-1,864	?	342	1,864	5.45	22	11	Bill Solomon (1977-79).....	287- 509	63/447	224	956	4.27	10
3	*Bob Anderson (1967-69).....	390-1,580	24/162	366	1,742	4.76	20	12	Harry Narcisian (1947-49)	227- 894	?	227	894	3.94	8
4	Kordell Stewart (1991-94).....	302-1,289	55/451	247	1,740	7.04	15	13	Bernard Jackson (2004-06).....	164- 690	28/155	136	845	6.21	7
5	Mark Hatcher (1984-87).....	375-1,470	16/ 95	359	1,565	4.36	16	13	Bernie McCall (1964-66).....	289- 725	14/120	275	845	3.07	6
6	David Williams (1973-75).....	276- 959	32/251	244	1,210	4.96	12	15	Jim Bratten (1968-70).....	220- 724	17/105	203	829	4.08	4
7	Sal Aunese (1987-88)	235-1,009	18/102	217	1,111	5.12	14	16	Zack Jordan (1950-52).....	227- 748	?	227	748	3.30	7
8	Tyler Hansen (2008-11).....	279- 478	82/617	197	1,095	5.56	8	And ...							
9	Ken Johnson (1971-73)	274- 727	32/264	242	991	4.10	8	...	Steven Montez (2016).....	46- 218	9/ 57	37	275	7.43	1

QB TANDEM HONORED: Colorado's **Sefo Liufau** (Sept. 2 vs. Colorado State) and **Steven Montez** (Sept. 24 at Oregon) have earned Pac-12 Offensive Player of the Week honors this season, becoming just the fifth time two different quarterbacks from the same team have won the honor in the same season. The others were in 2014: UCLA's Jerry Neuheisel (Sept. 15) and Brett Hundley (Sept. 29) and Washington State's Connor Halliday (Oct. 6) and Luke Falk (Nov. 10); in 1998: Arizona's Oretege Jenkins and Keith Smith (shared honors on Oct. 3); and in 1992: UCLA's Rob Walker (Sept. 19) and John Barnes (Nov. 21).

AWUZIE CLIMBING D-BACK SACK CHART

CB Chidobe Awuzie has become CU's all-time quarterback sack leader – among defensive backs. He has two this season after having four a year ago and now has seven in his career – topping the 6½ Michael Lewis had from 1998-2001. He was also the first CU defensive back to record a quarterback sack in three straight games. Awuzie also has cracked CU's top 50 in tackles, as he is 41st with **241** (11th in solo stops with **203**).

Here's a look at the list of CU defensive backs with the most career sacks:

CAREER QUARTERBACK SACKS / Defensive Backs

Rk	Player (Seasons)	No.	Yards
1	Chidobe Awuzie (2013-16)	7	52
2	Michael Lewis (1998-2001)	6½	42
3	Rashidi Barnes (1996-99)	5½	50
4	Jeff Donaldson (1980-83)	4	30
4	Clyde Surrell (2000-03)	4	24
4	Tony Rettig (1982-83)	4	20

DÉJÀ VU: STARTING TWINS

In 2015, the Buffs were the only team in the country (FBS) who had twins that are both in the starting lineup, until **Jeromy Irwin** was lost for the season with a knee injury in the UMass game. He was starting at left tackle and **Sean Irwin** at tight end. The duo started three games in 2014 (the first two against CSU and Massachusetts and the finale against Utah). Several other teams have twins, and in a few cases, more than one set, but the Irwins were the only starting pair to start the season; they're technically not twins—they're two-thirds of a set of triplets (the other brother doesn't play football).

- Colorado also has another pair of twins, **Drew** and **Troy Lewis**, both sophomore junior college transfers from Coffeyville, Kan.

FIRST TO BREAK OUT IN 2016: DEVIN ROSS

WR Devin Ross has burst on to the scene starting in the opener, when he caught eight passes against Colorado State, six of which earned first downs; he is coming off a seven-catch, 153-yard and one touchdown performance last week in the win at Oregon. It was his second career 100-yard receiving game, the first of the season by any Buff, and it gave him a touchdown reception in each of the first four games of the season. The last Buff to open a season with a TD catch in each of the first four games was Nelson Spruce in 2014, who actually had a TD catch in each of the first five games that year (and owns the record of seven straight dating to the last two games of 2013). Ross' streak of four straight games catching a touchdown tied for the third longest in school history but came to an end against Oregon State. Back to his game at Oregon – Ross' 153 yards receiving was a career-high and marked the 28th game in school history where a Buff receiver went for over 150 yards receiving. He has also earned 20 first downs this season; he had all of 10 coming into the year.

MR. DEEP THREAT

He's only barely halfway through his CU career, but junior **WR Shay Fields** already has nine plays from scrimmage that are 50 yards or longer, including four this season; the school record is 13, set by WR Paul Richardson (2010-13). He is tied for the national lead in most receptions of over 50 yards. For his career, he now has nine receptions of over 50 yards (school record is the 13 recorded by Paul Richardson). Fields this season is averaging 21.9 yards per catch (ranks No. 15 nationally) and has five touchdown catches (tied for the second most in the Pac-12, 12th most in the FBS). It is not just this season however that Fields has been producing; he is currently 10 in Colorado history in career receptions (**119**), receiving yardage (**1,596**) and touchdowns (**13**). Fields' long-gainers:

75	at Arizona	2014	Pass from Sefo Liufau (TD)	63	Oregon State	2016	Pass from Steven Montez (TD)
72	Arizona	2015	Pass from Sefo Liufau (TD)	60	vs. Colorado State	2016	Pass from Sefo Liufau
70	at Michigan	2016	Pass from Sefo Liufau (TD)	52	Utah	2014	Pass from Sefo Liufau
67	at Arizona State	2016	Pass from Sefo Liufau	51	Oregon State	2016	Pass from Steven Montez (TD)
65	vs. Colorado State	2015	Pass from Sefo Liufau (TD)				

MR. SPORTSCENTER TOP 10

While we're on receivers, junior **Bryce Bobo** appeared in SportsCenter's Top 10 two times now in the first month of the season. His first highlight came in the season-opener with his 46-yard one-handed catch inside the five-yard line. That play was No. 3 on SportsCenter's daily top 10 highlight package. He had the No. 1 play of the day on Saturday, Sept. 24, with his one-handed, body-twisting catch on a 31-yard touchdown grab that was the game-winner for the Buffaloes. Bobo this year has caught 33 passes for 461 yards and two touchdowns.

► **SWEET HOME CALIFORNIA.** Bobo, playing in Los Angeles in front of his family and friends (hometown is Covina, Calif.) had one of the best games of his career against USC on Oct. 8. The only thing missing from his stat line was the win, but he did more than his part in CU's narrow 21-17 loss. Bobo caught a career-high 10 passes (old: 6 vs. Arizona last year) for 83 yards, with seven of the receptions earning first downs. He also threw a 67-yard touchdown pass (left-handed) to Phillip Lindsay, which was his first career pass attempt (his passer rating is 992.8). He was responsible for both of Colorado's touchdowns in the game, also catching a 10-yard pass in the end zone early in the fourth quarter that tied the contest at 14.

TRIFECTA ACCOMPLISHED; GOING FOR THE RARE QUADFECTA

There's a real rarity on this year's Colorado defense – the last three players to lead the team in tackles are all still playing. In 2013, **ILB Addison Gillam** led the team as a true freshman with 119 (easily the frosh record); in 2015, sophomore **ILB Kenneth Olugbode** finished atop the list with 83; and last year, redshirt freshman **ILB Rick Gamboa** had the honors with 96. It's possible any of the three could lead the team again this season, and at one times **CB Chidobe Awuzie** might have been a threat, as the senior has been flirting with the team lead like a popular song sneaking its way up the top 10: he was sixth as a freshman (59), third as a sophomore (64) and second last year (90). But with teams throwing away from his side of the field, it looks like Olugbode is the odds-on-favorite through seven games to finish in the top spot.

CAREER CHART WATCH

Here's where Buffaloes rank on some of CU's all-time statistical charts through games of October 15 (*Note: Colorado does not count bowl stats into career totals to protect past history, thus career numbers for players past and present will differ from NCAA*):

- ⇒ **TB MICHAEL ADKINS** is 42nd in rushing yards (**1,172**).
- ⇒ **CB CHIDOBE AWUZIE** is 11th in pass deflections (**28**), is 41st in tackles (**241**); he is 11th in solo stops with **203** and is first in sacks by a defensive back (**7**);
- ⇒ **WR BRYCE BOBO** is 25th in receptions (**80**) and is 34th in receiving yards (**863**).
- ⇒ **WR SHAY FIELDS** is 10th in receptions (**119**), is 10th in receiving yards (**1,596**) and is 10th in touchdown receptions (**13**).
- ⇒ **OLB JIMMIE GILBERT** is 13th in quarterback sacks (**15½**).
- ⇒ **ILB ADDISON GILLAM** is 47th in total tackles (**231**).
- ⇒ **PK DIEGO GONZALEZ** is 11th in kick scoring (**114**; which is 38th overall) and is tied for ninth in field goals made (**21**).
- ⇒ **TE SEAN IRWIN** is tied for 111th in receptions (**31**) and is 114th in receiving yards (**322**).
- ⇒ **DE SAMSON KAFOVALU** is tied for 38th in quarterback sacks (**9½**).
- ⇒ **TB DONOVAN LEE** is tied for 60th in receptions (**45**) and is 21st in kickoff return yards (**586**).
- ⇒ **TB PHILLIP LINDSAY** is 24th in rushing yards (**1,658**), ninth in all-purpose yards (**3,204**), is 45th in receptions (**57**), 72nd in receiving yards (**517**) and is seventh in kickoff return yards (**1,029**).
- ⇒ **QB SEFO LIUFAU** is first in passing yards (**8,441**), second in touchdown passes (**55**), first in completions (**767**), second in attempts (**1,203**), first in completion percentage (**63.8**), first in total plays (**1,464**), is first in total offense (**9,050**) and is 79th in rushing yards (**609**; minus sack yards, his **968** yards are the 10th most by a quarterback).
- ⇒ **OLB DEREK McCARTNEY** is tied for 38th in quarterback sacks (**9½**).
- ⇒ **ILB KENNETH OLUGBODE** is 43rd in total tackles (**237**).
- ⇒ **TB DEVIN ROSS** is 31st in receptions (**69**) and is 37th in receiving yards (**806**).
- ⇒ **ILB RYAN SEVERSON** is 10th in kickoff return yards (**872**), fifth in special teams points (**75**) and 20th in special team tackles (**21**).
- ⇒ **SS TEDRIC THOMPSON** is 65th in total tackles (**212**), is tied for 17th in interceptions (**8**) and is 16th in pass deflections (**24**).

COLORADO BY THE NUMBERS IN 2016

- 3:20** The average length of CU's games in 2016 (the quickest **3:13** against Idaho State; the longest being **3:32** at Oregon);
- 0** The points scored by Oregon in the fourth quarter, the **11th** time in **48** Pac-12 league games CU held the opponent scoreless in the final 15 minutes;
- 4** The number of true freshmen the Buffs have played in 2016 (**1** offense/**2** defense/**1** specialist), the same number as in 2015;
- 10-3** Colorado's non-conference record over the last four seasons under Mike MacIntyre;
- 10** The total yards on offense that Colorado State had in the first quarter of the season opener (while CU had **253**);
- 11** The number of fumbles by CU tailbacks (on offense) in **44** games under Mike MacIntyre (**1,305** carries; **3** this year in **232**);
- 11** The number of drives CU ran plays in plus territory against Colorado State (out of **13** total; **49** plays in all);
- 12** The number of first downs Colorado had earned before CSU picked up its first in the opener (there was **10:23** left in the second quarter);
- 13** The number of players making their debut in CU uniform in the season opener against CSU (including **2** who started, OG Lynott and S Laguda);
- 17-(-of-31)** Colorado's second down efficiency at Oregon (a 54.8 conversion rate including 5-of-5 on 2nd-and-4 or less);
- 18** The number of different NFL teams that have scouted the Buffaloes on game days this season;
- 18** The number of players earning first downs for Colorado this season (including QB Sefo Liufau, who has earned at least one all three ways for four years);
- 20** The number of consecutive games Colorado has forced a turnover, the longest streak in the nation;
- 22.0** The average number of seconds between plays by the Colorado offense (**569** scrimmage/**13** FGA/**37** punts, 226:49 possession time, or **13,609** seconds);
- 28** The number of Colorado games played in less than three hours since 1990 (out of **323** games; none since a pair in 2013);
- 36.1** The third down efficiency of opponents against Colorado in the state's borders since the '09 opener (**267-of-740**);
- 38.1** The opponents' combined percentage on third down inside-the-CU 20 (**73-of-190**) in the last 88 games (dating to 2008);
- 41** The margin of victory over Oregon State (**47-6**), CU's largest in a conference game since 1992 (a **54-7** win over Kansas State);
- 50** The number of Buffaloes who have scored 100 or more career points (PK Diego Gonzalez and TB Phillip Lindsay joined the group this year);
- 53** The number of Buffaloes who have 1,000 or more career rushing yards; who will make it 54?
- 54.8** The *second* down efficiency by the Buffaloes at Oregon (**17-of-31**); only six teams in the nation had a better average on *third down* after week 4;
- 74.1** The average number of plays (plays, kicks, returns) per fumble in the MacIntyre Era at Colorado (**54** fumbles, **3,999** touches);
- 79.3** The combined conversion percentage on third down with one- and two-yards to go for a first (**23-of-29**);
- 92** The number of additional plays on offense that Colorado has run compared to its opponents this season (**+303** over the last two-plus seasons);
- 100** The combined points scored in CU's first two games of the season, its most since 1994 (103);
- 119** The number of passes thrown by CU quarterbacks before the first opponent interception, the most-ever into a season (topping **105** in 2000);
- 156** The number of consecutive PAT kicks CU kickers had made from Nov. 26, 2011 through Sept. 24, 2016, when Oregon blocked one;
- 180** The number of first downs Colorado has through seven games (**84** rush/**85** pass/**11** by penalty), ranking fifth in the NCAA (and first in the Pac-12);
- 260** The number of rushing yards by Colorado against Colorado State, the most by the Buffs in a season opener since 1994 (407 against NE Louisiana);
- 306** The number of all-time wins Colorado has recorded at Folsom Field since it opened on Oct. 11, 1924 (No. 300 came vs. California in 2013);
- 359** Through three games, CU had allowed exactly the same number of yards rushing AND passing; 359 (or **718** total);
- 468** The total offense that QB Steven Montez amassed in his first career start at Oregon on Sept. 24 (**333** passing, **135** rushing and accounting for **4** TDs);
- 593** Colorado's total offense against Oregon, its most in 21 games against the Ducks and actually the first time the Buffs gained over 400;
- 992.8** The passer rating for WR Bryce Bobo, as he is 1-for-1 for 67 yards and a touchdown (the NCAA formula does not cap it like the NFL's);
- 1,204** Through seven games, CU has a 1,204-498 edge in total offense in the first quarter.
- 4,176** The air miles CU racked up traveling in back-to-back weeks to play Michigan and Oregon, the first time CU played back-to-back in the ETZ and PTZ.

2016 SENIORS (24)

No.	Player	Pos.	Ht.	Wt.	Cl.	Exp.	Hometown (High School/Previous College)	Major	TGD
16	AWINI, Jaleel	WR	6- 2	215	Sr.	1L	Aurora, Colo. (Rangeview/Air Force)	Economics	(Dec. '16)
4	AWUZIE, Chidobe	DB	6- 0	205	Sr.	3L	San Jose, Calif. (Oak Grove)	Business-Management	(Dec. '16)
84	BAGBY, David	WR	6- 0	180	Sr.	VR	San Diego, Calif. (Torrey Pines/Arizona)	Sociology	(May '17)
99	*BOATMAN, Brian	TE	6- 3	225	Sr.	1L	Centennial, Colo. (Kent Denver)	Economics	(May '17)
70	CALLAHAN, Shane	OL	6- 6	300	Sr.	2L	Parker, Colo. (Chaparral/Auburn)	Communication	Graduated (Aug. '16)
92	CARRELL, Jordan	DE	6- 3	300	Sr.	1L	Roseville, Calif. (Roseville/ American River College)	Communication	(Dec. '16)
7	GEHRKE, Jordan	QB	6- 1	200	Sr.	2L	Scottsdale, Ariz. (Notre Dame Prep/Scottsdale CC)	Psychology	(May '17)
98	GILBERT, Jimmie	OLB	6- 5	230	Sr.	3L	College Station, Texas (A&M Consolidated)	Sociology	(May '17)
10	GONZALEZ, Diego	PK	6- 0	215	Sr.	2L	Monterrey, MEXICO (Prepa Tec/Monterrey Tech)	Business (Mngt. & Marketing)	(Dec. '16)
94	#HENINGTON, Tyler	DL	6- 2	240	Sr.	2L	Centennial, Colo. (Mullen)	Business (Acct.) & Economics	(May '17)
38	*HILL, Chris	TE/HB	6- 2	225	Sr.	1L	Highlands Ranch, Colo. (Mountain Vista)	Communication	(May '17)
99	HOWARD, Aaron	OLB	6- 1	230	Sr.	2L	Denver, Colo. (East/Willamette)	Psychology	(Dec. '16)
81	IRWIN, Sean	TE	6- 3	250	Sr.	3L	Cypress, Texas (Cypress Fairbanks)	Classics & History	(Dec. '16)
54	KAFOVALU, Samson	DT	6- 4	295	Sr.	3L	Riverside, Calif. (Arlington)	Communication	(May '17)
74	KELLEY, Alex	C	6- 2	310	Sr.	3L	Oceanside, Calif. (Vista)	Ecology & Evolutionary Biology & English	Graduated (Aug. '16)
13	LIUFAU, Sefo	QB	6- 4	230	Sr.	3L	Tacoma, Wash. (Bellarmine Prep)	Economics	(May '17)
31	OLUGBODE, Kenneth	ILB	6- 1	220	Sr.	3L	San Jose, Calif. (Bellarmine Prep)	Urban Design & Planning	(May '17)
3	RIPPY, Deaysean	OLB	6- 2	240	Sr.	1L	McKees Rocks, Pa. (Sto-Rox/Univ. of Pittsburgh)	Ethnic Studies	(May '17)
30	SEVERSON, Ryan	ILB	5-10	205	Sr.	3L	San Jose, Calif. (Valley Christian)	Business (Mngt. & Marketing)	(Dec. '16)
27	TALLANKO, Travis	ILB	6- 1	215	Sr.	1L	Sierra Madre, Calif. (St. Francis/San Jose St./College of the Canyons)	Economics	(Dec. '16)
9	THOMPSON, Tedric	DB	6- 1	205	Sr.	3L	Valencia, Calif. (Valencia)	Sociology	(May '17)
58	TUPOU, Josh	DT	6- 3	325	Sr.	3L	Buena Park, Calif. (Buena Park)	Communication	(May '17)
53	WIEFELS, Sully	OL	6- 3	305	Sr.	1L	Eagle, Idaho (Eagle/American River College)	Political Science	(Dec. '16)
23	WITHERSPOON, Ahkello	DB	6- 3	195	Sr.	2L	Sacramento, Calif. (Christian Brothers/SCCC)	Ecology & Evolutionary Biology	(May '17)

*—fourth-year seniors foregoing extra year and will play as seniors in 2016 (or decided after the season); #—career ended by injury.

THE UNDERGRADUATE THREE: Three players, all juniors in eligibility, have already earned their degrees: **ILB Addison Gillam** (Psychology, May '16); **OT Jeremy Irwin** (Communication & History, August '16), **OLB Derek McCartney** (Integrative Physiology, May '16).

GRADUATION REVIEW

Over the last 15 years, Colorado has had **261** of its **286** seniors graduate, or translating to **91.3** percent in this time frame (including 17 of the 20 seniors in 2015); these are the 2001-2015 senior classes, including those players who received medicals. Over the last eight years, 146 of the last 156 have graduated (**93.6%**), with three of those 10 playing in the NFL and haven't been able to complete their requirements. NCAA numbers will not match these (it doesn't allow a school to count transfers who graduate, but it does count against a school if it had a player transfer; it also does not count walk-ons). It's one of the reasons the numbers are skewed to be lower than they really are, especially at tougher academic schools like Colorado and its Pac-12 brethren. **TEAM GRADE POINT AVERAGE:** The team's **2.65** cumulative grade point average through the Spring 2015 semester is its third highest on record (data collected since 1996); the team has nine straight semester GPA's over **2.50**.

BALL SECURITY UNDER MAC

The Buffaloes had 20 fumbles in 2015, a high in the MacIntyre Era, but still a relatively low number for 13 games, especially considering seven were by quarterbacks while being sacked and three others came on bad center snaps (and two others came on the Arizona game's final play when CU tried laterally the ball several times). In **44** games under Mike MacIntyre, CU has not lost a fumble in **19** of those and just one in **17** other games (meaning more than one only eight times); CU still has just **54** total fumbles in his time as head coach. In the three-plus seasons, the tailbacks have been exceptionally good: they total just **11** fumbles in **1,305** attempts, or one every **118.6** carries (they didn't have a fumble among them in Mac's first year until the ninth game of the year—254 attempts). **Career counts:** **Michael Adkins II** has just two in 262 touches (235 rushes); **Phillip Lindsay** five in 422 (326 rushes; but two of those were on kickoff returns as a freshman); and **Kyle Evans** one in 89 (82 rushes).

- In three-plus seasons under MacIntyre, the Buffs have just the **54** fumbles in **3,999** touches, or one for every **74.1** plays (this year: eight in **690** touches: 570 offensive plays (includes one 2-pt play), 82 special team snaps, 38 returns).
- CU established a team record in 2014 for the fewest fumbles in a season — **12** — breaking the mark the '13 team set (14). The six lost fumbles in 2014 were the second fewest ever to five recovered by the opponent in 1956 (out of 23 total). And of the **52** fumbles, the Buffs have lost just **27**.

ADKINS, LINDSAY MAKES IT 52 & 53 FOR CU IN 1,000-YARD CAREER RUNNERS

In 2015, **Michael Adkins** became the 52nd player in Colorado history rush for 1,000 or more yards in a career and later in the year, **Phillip Lindsay** joined him and became No. 53 to hit the grand mark. CU is seventh all-time in 1,000-yard runners; Oklahoma tops the list with 71 (and the Buffs are tied for ninth with the most 2,000-yard career runners). The all-time leaders in players who have reached the career 1K and 2K plateaus:

Oklahoma	71/29	West Virginia	50/15	Duke	46/ 5	South Carolina	42/16	Illinois	40/16	Baylor	34/11
Ohio State	67/24	Texas	49/18	Mississippi	45/ 8	Virginia	41/17	Indiana	40/12	Wake Forest	34/11
Southern Cal	67/18	Arkansas	47/18	Auburn	43/17	Michigan State	41/16	-----	-----	New Mexico	25+/13
Nebraska	63/28	Houston	47/14	Georgia Tech	43/13	Florida State	41/14	Boston College	39/17	Michigan	?/20
Alabama	55/19	Texas A & M	45/19	Minnesota	43/13	North Carolina	41/13	Florida	37/17	Colorado State	?/16
Army	53/11	LSU	45/15	Air Force	43/11	Penn State	40/14	Mississippi	37/13		
Colorado	53/18	Iowa	45/14	Syracuse	42/22	Virginia Tech	40/19	San Diego State	36/13		

In 1989, Colorado had four players on the roster at the same time with at least 1,000 career yards: **TB Eric Bieniemy**, **TB J.J. Flannigan**, **QB Darian Hagan** and **FB Erich Kissick**. Only two other times did the Buffs have three players that had hit that plateau on the same team, in 1993: **FB James Hill**, **TB Rashaan Salaam** and **TB Lamont Warren** and in 2015: **Christian Powell**, **Michael Adkins** and **Phillip Lindsay**.

HEAD COACH MIKE MACINTYRE

Mike MacIntyre is in his fourth season as the head coach of the University of Colorado football program, and his seventh season as a collegiate head coach; he has a **15-29** record at Colorado and is **31-50** as a head coach in NCAA Division I (FBS). The 25th full-time head coach in CU history (27th overall) brought an impressive pedigree with him to Boulder, resuscitating a San Jose State Spartan team from a 1-12 record in 2010 to one that finished 11-2 in 2012 and was nationally ranked. A veteran coach of 23 seasons, MacIntyre arrived at San Jose State after two years as the defensive coordinator at Duke University, where he was reunited with head coach **David Cutcliffe** from earlier in his coaching days. Those Blue Devil defenses were among Duke's best statistically over a 20-year span, and in 2009, Duke's five wins were the most in a season by the Blue Devils since 1994. The American Football Coaches Association (AFCA) named him its 2009 FBS Assistant Coach of the Year. Another one of his mentors was the legendary and now Pro Football Hall of Fame coach **Bill Parcells**, and of course, his late father, **George MacIntyre**, coached at Vanderbilt (the 1982 national coach of the year).



	Overall	Home	Road	Neutral	2nd Half	Ranked	Unranked	Non-league	League	Bowls
MacIntyre at Colorado.....	15-29	9-12	3-16	3-1	3-17	0-12	15-17	10- 3	5-26	0-0
MacIntyre / Career.....	31-50	18-20	10-29	3-1	12-26	0-19	31-31	18-11	13-39	0-0

COLORADO STREAKS: 2-game plus wins, 2-game plus losses: **4, 6**. 3-game plus wins, 3-game plus losses: **1, 6**. 4-game plus wins, 4-game plus losses: **0, 2**. 5-game plus wins, 5-game plus losses: **0, 2**. 6-game plus wins, 6-game plus losses: **0, 1**. Longest winning streak: **1**. Longest losing streak: **9**.

- ◆ MacIntyre, 51, has coached in a total of **337** football games in his career (**81** as a head coach): **178** in NCAA Division I (and another **23** as a grad assistant at Georgia); **82** as a full-time assistant coach in the National Football League; **54** in NCAA Division I-AA (at the time).
- ◆ He became just the second coach at Colorado since 1932 to win his first game at the reins of the Buffaloes (out of 15 coaches), and just the ninth (out of 25) to open with **two** wins. Rick Neuheisel was the last to do both (in 1995).
- ◆ MacIntyre is an '89 graduate of Georgia Tech and is the first Atlantic Coast Conference alum to take over the reins of the CU football program.
- ◆ **MacIntyre On His Roots:** *"I'm the son of a coach. And I received my Ph.D. in coaching from Bill Parcells. I used to sit next to him in staff meetings with the Cowboys. The two most important things I probably learned from him were how to evaluate personnel and how to organize practices."* He says Parcells taught him that quarterbacks learn more in 11-on-11 drills than the standard 7-on-7.
- ◆ He has also been influenced immensely by the late John Wooden (UCLA basketball); he has read all his books numerous times. On his own success: *"It takes a lot of people to be successful, it's never just you. It's everyone around you. The team effort starts before you ever get to the players."*
- ◆ Throughout his coaching career, MacIntyre has crafted an approach to coaching college football that incorporates **"The Four F's"** – Foundation, Family, Future and Football. He believes that if Colorado's student-athletes focus on these 4 F's, it will lead to great things:
Foundation is about becoming a solid person on a daily basis in their daily activities. That includes a commitment to things like self-discipline, perseverance, time management and responsibility;
Family is about being close, caring about each other and being accountable to each other. CU's players have to fully understand how their actions affect their teammates – on the field and in life. They will understand how their actions represent Colorado and their individual legacies;
Future is about putting the necessary energy into their academics; education is their future. Even if our student-athletes go on to play in the NFL for three-to-five years (the average length of a pro career), they need to have an idea about what they want to be the rest of their lives. Football is what they currently do, it's not who they are. Use football to get an education and a better future;
Football is the final F. MacIntyre believes if they have a good foundation, if they're doing the right things, they care about the guys around them and they're doing well academically and know what their future is, when they come to football practice, they are freed up; they'll play better and won't have a lot of baggage.
- ◆ MacIntyre has coached on both sides of the ball, spending four years at Ole Miss (1999-2002) where he started as the wide receivers coach for two seasons and the defensive secondary coach in his final two years. The Rebels posted a 29-19 record in that time with bowl appearances in the 1999 and 2002 Independence Bowls and the 2000 Music City Bowl. The 2001 Rebels ranked fifth nationally in pass defense, allowing just 161.3 yards per game.
- ◆ **The Coin.** MacIntyre always carries the same commemorative coin in his pocket, one his dad received in 1982 as the Bobby Dodd National Coach of the Year. *"I'm the proud son of George MacIntyre,"* he says in referring to his father coaching the Commodores to an 8-4 record that season.
- ◆ **Unique End of Spring.** The coaching staff put the players through one more practice *after* the spring game (in both 2013 and 2014). MacIntyre said it was to go over what they did right and wrong in the game, as well as to teach them how he wanted them to practice on their own in summer workouts.
- ◆ **On players having to be ready at a moment's notice to go into the game:** *"It's the only game in the world where you have 100 guys on the side watching just eleven in the game at any one time. So you're like the dog sitting on the porch. When that rabbit runs by, you've got to be ready to go."*
- ◆ **On playing music at practice:** *"Bill Belichick, Eric Mangini both did it. They believed it enhanced practice in many ways, including maintaining rhythm. It's no different than crowd noise; you're teaching the players to block out distractions, all background noise, yet and at the same time to still hear us."*
- ◆ At Mississippi, among his recruits were quarterback **Eli Manning** and Butkus Award winning linebacker **Patrick Willis**. And along his coaching trail, he has mentored many current and former NFL players including recently retired former Dallas and Cincinnati safety **Roy Williams**, a five-time Pro Bowl player. At Dallas, he also tutored **Terrence Newman**, the former Kansas State cornerback who longtime CU fans certainly remember.
- ◆ Unhappy that he had gained weight since college, slowly adding one or a few pounds here and there over the years (and of course recruiting season never helps when the coaches often eat two or even three dinners at various recruits' homes), he decided to do something about it. After the 2013 season, he read the book, *Why Diets Fail Us*; he started to eat much healthier, consumed either one or two nutrition-rich shakes a day (as replacement meals) and increased his workout regimen. The end result was that after six months, he dropped **63** pounds (he now weighs what he did as a junior in high school; he played at 175 in college).
- ◆ **MacIntyre** is a voter in the *USA Today*/ESPN Coaches poll for third straight year and fourth time overall; coaches are selected by a random draw (he is one of six Pac-12 voters). CU's head coach voted every season from 1987-2009, and the Buffalo coach has now had a vote for the 27 of the last 30 seasons.
- ◆ **CONTRACT.** MacIntyre was officially named CU's 25th full-time head coach on Dec. 10, 2012, and signed a 5-year contract worth just over \$2 million overall (\$250,000 base; \$875,000 radio/TV income, \$875,000 sponsorship income), plus various incentives that add to well over \$1 million. In February 2014, CU's Board of Regents approved a one-year extension to the contract that takes him through the 2018 season.

HEAD COACH MIKE MacINTYRE continued

- ♦ A 1989 graduate of Georgia Tech (Business Management), he lettered twice (1987-88) at free safety/punt returner for coach Bobby Ross. Prior to becoming a Yellow Jacket, MacIntyre played two seasons (1984-85) at Vanderbilt for his father, George, the head coach of the Commodores from 1979-85. The elder MacIntyre was the national coach of the year in 1982 when Vandy beat Alabama on its way to an 8-4 record.
- ♦ He earned his Master's degree in Education with an emphasis on Sports Management from the University of Georgia in 1991.

Mike MacIntyre Year-By-Year Coaching Record

Season	School	Overall					Pac-12 Conference					Finish/Conf.
		W	L	Pct.	Pts	Opp	W	L	Pct.	Pts	Opp	
2010	San Jose State	1	12	.077	209	451	0	8	.000	160	295	9th/Western Athletic
2011	San Jose State	5	7	.417	294	364	3	4	.429	193	196	t-4th/Western Athletic
2012	San Jose State	10	2	.833	423	257	5	1	.833	251	156	t-1st/Western Athletic
2013	Colorado	4	8	.333	305	459	1	8	.111	183	398	6th/Pac-12 South
2014	Colorado	2	10	.167	342	468	0	9	.000	263	387	6th/Pac-12 South
2015	Colorado	4	9	.308	320	357	1	8	.111	177	291	6th/Pac-12 South
2016	Colorado	5	2	.714	273	140	3	1	.750	145	81
Colorado Totals		15	29	.341	1240	1424	5	26	.161	768	1157	
Career Totals		31	50	.383	2166	2496	13	39	.250	1372	1804	
As a graduate assistant at Georgia (SEC, 2 seasons, 1990-91) 14-9 1 bowl (1-0)												
As an assistant at Davidson (1 season, 1992) 5-5												
As an assistant at UT-Martin (OVC, 4 seasons, 1993-96) 17-27												
As an assistant at Temple (Big East, 2 seasons, 1997-98) 5-17												
As an assistant at Mississippi (SEC, 4 seasons, 1999-2002) 31-20 3 bowls (2-1)												
As an assistant at Dallas (NFL, 4 seasons, 2003-06) 34-32 2 playoffs (0-2)												
As an assistant at New York Jets (NFL, 1 season, 2007) 4-12												
As an assistant at Duke (ACC, 2 seasons, 2008-09) 9-15												

COLORADO SUPERLATIVES UNDER MIKE MacINTYRE

The home (listed first) and road/neutral bests in the Mike MacIntyre Era at Colorado (2013-present; *—denotes school record):

MOST FIRST DOWNS		MOST TOTAL OFFENSE		FEWEST FIRST DOWNS ALLOWED		LEAST TOTAL OFFENSE ALLOWED	
33 Nicholls State	Sept. 26, 2015	636 Nicholls State	Sept. 26, 2015	7 on two occasions (ISU, ASU 2016)		96 Idaho State	Sept. 10, 2016
39 *at California (2ot)	Sept. 27, 2014	630 at California (2ot)	Sept. 27, 2014	12 Colo. St. (Denver)	Sept. 2, 2016	225 Colo. St. (Denver)	Sept. 2, 2016
MOST RUSHING YARDS		MOST POINTS		FEWEST RUSHING YARDS ALLOWED		FEWEST POINTS ALLOWED	
390 Massachusetts	Sept. 12, 2015	56 Idaho State	Sept. 10, 2016	35 Idaho State	Sept. 10, 2016	0 Nicholls State	Sept. 26, 2015
260 on two occasions (CSU, UO 2016)		56 at California (2ot)	Sept. 27, 2014	94 Colo. St. (Denver)	Sept. 1, 2013	7 Colo. St. (Denver)	Sept. 2, 2016
MOST PASSING YARDS		MOST TIME OF POSSESSION		FEWEST PASSING YARDS ALLOWED		HIGHEST PUNTING AVERAGE (3+)	
364 California	Nov. 16, 2013	36:36 Idaho State	Sept. 10, 2016	40 Nicholls State	Sept. 26, 2015	50.8 Oregon State	Oct. 4, 2014
455 at California (2ot)	Sept. 27, 2014	41:05 at UCLA	Oct. 31, 2015	63 Colo. St. (Denver)	Sept. 2, 2016	48.8 Massachusetts	Sept. 6, 2014
MOST OFFENSIVE PLAYS		LONGEST SCORING DRIVE (TD; Yards)		FEWEST OFFENSIVE PLAYS ALLOWED		MOST TURNOVERS FORCED	
93 Nicholls State	Sept. 26, 2015	99 Arizona State	Sept. 13, 2014	55 Idaho State	Sept. 10, 2016	4 Central Arkansas	Sept. 7, 2013
114 at UCLA	Oct. 31, 2015	91 at Southern Cal	Oct. 18, 2014	57 at UCLA	Nov. 2, 2013	4 on two occasions (CSU, USC 2016)	

MIKE MacINTYRE VERSUS THE NATION

School	W	L	Pts	Opp	School	W	L	Pts	Opp	School	W	L	Pts	Opp
Alabama.....	0	1	3	48	Louisiana Tech.....	1	2	118	126	Texas-San Antonio.....	1	0	52	24
Arizona.....	0	3	71	120	Massachusetts.....	2	0	89	52	Texas State.....	1	0	31	20
Arizona State.....	1	3	100	156	Michigan.....	0	1	28	45	UC-Davis.....	1	1	58	27
Boise State.....	0	1	0	48	Navy.....	2	0	39	24	UCLA.....	0	4	108	147
Brigham Young.....	1	1	36	43	Nevada.....	0	2	27	52	Utah.....	0	4	68	138
California.....	1	1	97	83	New Mexico State.....	2	1	108	60	Utah State.....	0	3	94	121
Central Arkansas.....	1	0	38	24	Nicholls State.....	1	0	48	0	Washington.....	0	2	30	97
Charleston Southern.....	1	0	43	10	Oregon.....	1	3	91	180	Washington State.....	0	1	3	27
Colorado State.....	5	1	207	140	Oregon State.....	2	2	112	99	Wisconsin.....	0	1	14	27
Fresno State.....	1	1	45	57	San Diego State.....	1	0	38	34	Totals.....	31	50	2166	2496
Hawai'i.....	2	2	76	108	Southern California.....	0	4	98	151					
Idaho.....	1	2	94	71	Southern Utah.....	1	0	16	11					
Idaho State.....	1	0	56	7	Stanford.....	0	3	30	119					

MIKE MacINTYRE TEAMS / SITUATIONAL

Category	W	L	Category	W	L	Category	W	L	Category	W	L
Overall.....	31	50	Ranked Teams (AP).....	0	19	Overtime.....	1	3	Sunday.....	1	0
Home.....	18	20	Top 5 (0-0 vs. No. 1).....	0	5	1 OT.....	1	1	Monday.....	0	0
Road.....	10	29	Top 10.....	0	7	2 OT.....	0	2	Tuesday.....	0	0
Neutral.....	3	1	Unranked Teams.....	31	31	3 OT.....	0	0	Wednesday.....	0	0
Bowl Games.....	0	0	As A Ranked Team.....	0	1	August.....	0	2	Thursday.....	0	1
Day Games.....	19	25	Pac-12 Conference Games.....	5	26	September.....	16	11	Friday.....	2	3
Night Games.....	12	25	Home.....	3	12	October.....	8	19	Saturday.....	28	46
Shutouts.....	2	1	Road.....	2	14	November.....	7	17	Eastern Time Zone.....	2	1
Scoring 50+ Points.....	3	1	Non-Conference.....	18	11	December.....	0	1	Central Time Zone.....	1	3
Scoring 20+ Points.....	28	26	At Colorado.....	10	3	January.....	0	0	Mountain Time Zone.....	15	23
Scoring <20 Points.....	3	24	7-Point Games Or Closer.....	11	19				Pacific Time Zone.....	13	21
Allowing <20 Points.....	15	2	At Colorado.....	4	10				Hawaii-Aleutian Time Zone.....	0	2

POINT DIFFERENTIAL AT COLORADO

POINT DIFFERENTIAL BY COLORADO																																					
Margin	1	2	3	4	5	6	7	8	9	10	11	12	13	14	15	16	17	18	19	20	21	22	24	25	27	28	32	32	34	37	41	48	49	52	Total		
Won	0	0	3	1	0	0	0	0	1	0	0	0	0	2	0	0	1	0	0	0	0	0	1	0	0	0	0	1	1	1	1	1	1	0	— 15		
Lost	0	0	3	3	1	1	2	1	0	0	0	0	0	2	1	0	2	2	0	0	0	1	2	1	1	1	1	0	1	0	2	0	0	1	— 29		

WHAT THEY'VE SAID ABOUT MIKE MacINTYRE

ELI MANNING, New York Giants Quarterback

MacIntyre recruited Manning to Mississippi while on the Rebels' staff.

"As good a coach as Mike MacIntyre is, he is an even better person. He recruited me to Ole Miss with a little help from my mother and father, and I was fortunate enough to work with him on both sides of the ball. He coached our wide receivers my freshman year, so I worked closely with him on our passing game, and then for the next two years I got to throw against his secondary every day in practice when he coached the defensive backs, which was invaluable in my preparation. He's a great coach and a great recruiter, and he will not be outworked. I wish Mike all the best at CU."

PATRICK WILLIS, San Francisco 49ers Linebacker

MacIntyre recruited Willis to Mississippi while on the Rebels' staff.

"Coach MacIntyre is a great guy, a guy who knows how to recruit. A guy who knows how to get guys to play, get guys on one accord. He proved that at San Jose State this year, leading them to a great season. I'm really happy for him and I wish him the best of luck at Colorado."

DUKE IHENACHO, Denver Broncos

MacIntyre coached Ihenacho at San Jose State

"That's my guy, Coach Mac. CU has a good coach. They have a very passionate coach obviously. I think they got somebody that cares for the players and cares about

the program. I can't say [anything] but nice things and great things about Coach Mac because I played under him and he benefitted me. Coach Mac is a great guy and he is going to get that program on the right track."

MARV SUNDERLAND, Tennessee Titans Scout

MacIntyre worked Sunderland when both were with the New York Jets

"He's highly organized, a very good teacher, and a disciplinarian, but not in a nasty way, he commands it through respect. He's a very people-oriented type of person who will be a great recruiter for the University of Colorado. This man is a class guy."

DAVID CUTCLIFFE, Duke Head Football Coach

MacIntyre worked for Cutcliffe at both Mississippi and Duke.

"Congratulations to Coach MacIntyre and his family – the University of Colorado has hired an excellent coach and an even finer man. Obviously our history together runs deep, and I couldn't be happier for him, Trisha and their children. Plain and simple, Coach MacIntyre knows how to coach the game of football. It's in his blood. He understands the importance of the well-rounded student-athlete as well as the football program's place in the community. His success in three years at San Jose State is well-documented and his work as an assistant coach on both the collegiate and professional levels speaks for itself. But on top of all of his coaching excellence – and there is a great deal of that – Coach MacIntyre is a tremendous person."

THE CLASS OF '13

Ahead of the 2013 season, 31 programs including Colorado hired new head coaches, 14 of whom (denoted by an *) were first-time head coaches on the collegiate level. Here's a look at what coaches make up the "class of 2013" and their records through games of October 15:

Coach, School (2016 record)	W	L	Pct.
*Mark Helfrich, Oregon (2-4).....	35	12	.745
Gus Malzahn, Auburn (4-2).....	31	15	.674
*Rod Carey, Northern Illinois (1-6).....	32	17	.653
Tommy Tuberville, Cincinnati (3-3).....	29	17	.630
Butch Jones, Tennessee (5-2).....	26	19	.578
*Matt Wells, Utah State (2-4).....	27	20	.574
Skip Holtz, Louisiana Tech (4-3).....	26	20	.565
*P.J. Fleck, Western Michigan (7-0).....	24	21	.538
Bret Bielema, Arkansas (5-2).....	23	22	.511
Dave Doeren, N.C. State (4-2).....	22	22	.500
*Matt Rhule, Temple (4-3).....	22	23	.489
*Kliff Kingsbury, Texas Tech (3-3).....	21	23	.477
*Brian Polian, Nevada (3-4).....	21	24	.467
Steve Addazio, Boston College (3-3).....	20	24	.455
Willie Taggart, South Florida (6-1).....	20	24	.455
Sonny Dykes, California (3-3).....	17	26	.395

Coach, School (2016 record)	W	L	Pct.
Rob Caragher, San Jose State (2-5).....	17	27	.386
*Mark Stoops, Kentucky (3-3).....	15	27	.357
*Sean Kugler, Texas-El Paso (1-5).....	15	28	.349
Mike MacIntyre, Colorado (5-2).....	15	29	.341
*Paul Haynes, Kent State (2-5).....	11	31	.244
*Paul Petrino, Idaho (4-3).....	10	32	.238
Doug Martin, New Mexico State (2-4).....	9	33	.214
Trent Miles, Georgia State (1-5).....	8	35	.186
No longer with school (fired/hired elsewhere):			
Gary Anderson, Wisconsin.....	19	7	.731
Bobby Petrino, Western Kentucky.....	8	4	.667
*Bryan Harsin, Arkansas State.....	7	5	.583
*Scott Shafer, Syracuse.....	14	23	.378
*Todd Monken, Southern Miss.....	13	25	.342
Ron Turner, Florida International.....	10	30	.250
Darrell Hazell, Purdue.....	9	33	.214

COACHES ON GAME DAY

The coaching staff, as always, is split between the sidelines and the press box. Head coach **Mike MacIntyre** wears a headset on the sideline; other full-time assistants on the sideline are defensive coordinator **Jim Leavitt**, defensive line coach **Jim Jeffcoat**, safeties coach **Joe Tumpkin**, co-offensive coordinator and receivers coach **Darrin Chiaverini**, offensive line coach **Klayton Adams** and running backs coach **Darian Hagan**. In the coaches booth are co-offensive coordinator **Brian Lindgren**, tight ends/H-backs coach **Gary Bernardi** and cornerbacks coach **Charles Clark**. All four graduate assistants are also in the press box: **John Hughes** and **Peter Tuitupou** (offense) and **Corey Edsall** and **Chidera Uzo-Diribe** (defense), as is **Nate Taye** (quality control/defense). On the sideline are the other quality control personnel, **Daniel DaPrato** (offense) and **Matt Thompson** (special teams). Colorado signals in plays when not brought in by substituting players on offense (signal on defense).

2016 COACHING CHANGES

There were two offseason staff personnel moves. **Darrin Chiaverini** was hired as co-offensive coordinator, receivers coach and recruiting coordinator (replacing Troy Walters, who moved on to an OC position with Central Florida). **Darian Hagan** was named running backs coach, essentially replacing the position on staff held by Toby Neinas, who was the special teams coordinator (those duties will be shared among the staff). **Klayton Adams** moved from coaching the running backs and tight ends to the offensive line, and **Gary Bernardi** switched over from the OL to the tight ends/H-backs. In addition, **Drew Wilson** was named CU's director of strength and conditioning in January. MacIntyre's first two staffs (2013, 2014) were the same.

➔ The CU staff has remained intact twice since **Bill McCartney's** 1988 and 1989 teams, in 2011-12 and 2013-14.

FOURTH YEAR OFTEN A CHARM

MacIntyre is the 11th coach in CU history (out of 25 full-time) who is coaching the school for a fourth consecutive season. Seven of the previous 10 led CU to a winning season in their fourth year, one had a .500 mark and two others had losing records. The most dramatic fourth-year by a coach in the program came in 1985, when Bill McCartney's team went 7-5, equaling his win total for the first three years (7-25-1). He made the bold move in the offseason for the Buffaloes to switch to the wishbone on offense, which also helped the defense to improve dramatically. A look at Colorado's 11 coaches who coached the Buffs at least four straight years:

Head Coach	Inaugural Season	1st Yr Record	2nd Yr Record	3rd Yr Record	4th Yr Record	Notes
Fred Folsom.....	1895	5-1	5-0	7-1	4-4	Folsom would have a second run of four-plus straight years (1908-15)
Myron Witham.....	1920	4-1-2	4-1-1	4-4	9-0	School record for the most wins in a season at the time
Bunny Oakes	1935	5-4	4-3	8-1	3-4-1	Fourth team in '38 had to recover from the graduation of several key players, including Byron White
Dal Ward	1948	3-6	3-7	5-4-1	6-2-2	A 35-27 win over #20 Kansas in week three is Colorado's first-ever over a ranked opponent (AP poll)
Eddie Crowder.....	1963	2-8	2-8	6-2-2	7-3	Though team was denied a bowl invite, it was CU's most wins since a 9-2 mark in '61
Bill Mallory	1974	5-6	9-3	8-4	7-3-1	Buff's ascend to No. 3 ranking nationally with 5-0 start but couldn't maintain second half of the year
Bill McCartney	1982	2-8-1	4-7	1-10	7-5	CU earned the nation's Most Improved Team honor from the NCAA (+5½ over the '84 season)
Rick Neuheisel.....	1995	10-2	10-2	5-6	8-4	Buff's rebound from staying home in '97 postseason and trounce Oregon in Aloha Bowl
Gary Barnett	1999	7-5	3-8	10-3	9-5	Colorado wins Big 12 North for a second straight year with 7-1 league mark (14-2 still one of best in Big 12)
Dan Hawkins	2006	2-10	6-7	5-7	3-9	Two losses in five days to open the year on a sour note, with four losses overall by 8 points or less
Mike MacIntyre	2013	4-8	2-10	4-9	5-2	Buff's gunning to be third team in CU history to post a winning record in Year 4 after a sub-.500 Year 3

COACH AT COLORADO ... LAND A MEDIA GIG POST-CAREER

The last four CU head coaches all have or have had media gigs. **Rick Neuheisel** (1995-98) was a studio host on the Pac-12 Network for the network's first three years before moving on to CBS in 2015; **Gary Barnett** (1999-2005) was an analyst on Sports USA Radio and part of the lineup at SiriusXM, and now is tasked with replacing the legendary Larry Zimmer as analyst on CU's KOA-Radio team starting this fall; and **Dan Hawkins** (2006-10) is an analyst for ESPN and co-hosts a national radio show on SiriusXM with **Jack Arute**. And even **Bill McCartney** (1982-94) hosted a radio show in 2012 on 102.3 FM in Denver.

JEFFCOAT ON PAC-12 ALL-CENTURY TEAM

Two CU assistant coaches earned finalist status for the Pac-12 All-Century team announced in 2015, with defensive line coach **Jim Jeffcoat** named to the final team as one of five defensive ends for accomplishments at Arizona State as a player. Former receivers coach Troy Walters was one of 10 finalists at the receiver position for which he won the '99 Biletnikoff Award at Stanford; he was named offensive coordinator at Central Florida on December 4.

JEFFCOAT'S PEDIGREE: RUSHING AND GETTING TO THE QB

Defensive line coach **Jim Jeffcoat** recorded 102.5 quarterback sacks in his 15-year career in the National Football League (with Dallas and Buffalo), a number that still ranks 26th all-time in the NFL, which was 10th at the time he retired (though he might enjoy talking about his two career interceptions which he returned 65 and 26 yards, respectively, and both for touchdowns).

TWO NEW TRADITIONS BEGUN IN 2013, THREE ADDED IN 2014

Mike MacIntyre installed a couple of new traditions in 2013 when the team took the field. One player carries out a **toolbox** and another a **sledgehammer** (the players will vote on who gets the nod). MacIntyre did this at San Jose State with a sword (because they were the Spartans) and the sledgehammer. The toolbox is representative of the commitment the players have made to each other and the team as a whole; now, there aren't actual tools in the box, rather it contains "commitment cards" where each player wrote down something of significance he will do in the game. So when they view the toolbox during the game, it will serve as a reminder of that commitment. The sledgehammer goes to the big hit of the previous game (the biggest or most important "legal" hit – the play cannot draw a penalty). In 2014, the staff added the "special teams belt" which is awarded to the special teams player of the week, a buffalo head and midway through the season, added the **flags** of the United States and the state of Colorado. The special teams belt and the buffalo head were eliminated ahead of the 2016 campaign.

BUFF ALUMNI IN THE FBS COACHING RANKS: **Brad Bedell** ('99), OL, Arkansas State; **Ronnie Bradford** ('92), DB, USC; **Jason Burianek** ('02), HC, Missouri Baptist; **Darrin Chiaverini** ('98), ST, Texas Tech; **Cedric Cormier** ('01), WR, UNLV; **Rich Fisher** ('92), WR, Nebraska; **David Gibbs** ('90), DC, Houston; **Chris Naeole** ('96), Interim HC/OL, Hawaii; **Anthony Perkins** ('11), CB, Ohio; **Rod Perry** ('75), DB, Oregon State; **Pete Shinnick** ('86), HC, West Florida; **Steve Stripling** ('76), Assoc. HC/DL, Tennessee; **Ryan Walters** ('08), DB, Missouri. **IN THE FCS:** **Brian Cabral**, AHC/DC ('78), Indiana State; **Paul Creighton** ('03), UC Davis, TE; **Ty Gregorak** ('99), DC/LB, Montana; **Parker Orms** ('13), GA/CB, West Georgia; **Anthony Perkins** ('11), DB, Indiana State; **Jeff Smart** ('09), LB, Penn. **AND DOWN I-25 AT CSU-PUEBLO:** **Donnell Leomiti** ('95), DB.

CROSBY WATCH

PK Mason Crosby ('06) this year became the Green Bay Packers' all-time leading scorer both for the regular season and the regular and postseasons combined; he set the record with a 21-yard field goal late in the Packs' 27-17 win over Seattle on Sept. 20, 2015, his 13th point of the night (he made all four field goal tries in the game, including a 54-yarder, and an extra point). He now has scored **1,187** points in 148 regular season games and **118** in 15 playoff games for a total of **1,305** (through games of Oct. 16; he also has made an NFL record 20 straight field goals in the postseason). Crosby also holds both Packers' field goal marks (**246** regular season, 23 postseason); Ryan Longwell previously owned all marks (1,054/226 and 85/15). Crosby, of course, is CU's all-time leading scorer with 307 points.

➔ How many players have led a professional team and their college alma mater in scoring (regular season and playoffs combined)? The list is short (six including Crosby): **PK Jason Elam**, Denver Broncos/Hawai'i (1,870/395); **PK Stephen Gostkowski**, New England Patriots/Memphis (1,384/369); **PK Martin Gramatica**, Tampa Bay Buccaneers/Kansas State (640/349), **WR Jerry Rice**, San Francisco 49ers/Mississippi Valley State (1,244/310); and **PK Jeff Wilkins**, St. Louis Rams/Youngstown State (1,300/373).

ALL-TIME FWAA ALL-AMERICAN TEAM: The Football Writers Association of America placed Crosby on the second-team of its All-Time All-America Team, announced in conjunction with the group's 75th anniversary in August 2015.



HEAD COACHING FATHERS AND THEIR PLAYER SONS

There have been **84** known players in Division I-A (FBS) history who have played for their head-coaching fathers in college, including **seven** active pairings, according to a survey of I-A sports information departments. The count includes CU head coach **Mike MacIntyre** and his oldest son, **Jay**; Colorado is one of a handful of schools to have it happen twice, as **Dan Hawkins** had son Cody on his CU teams from 2007-10.

Perhaps the most famous and best head coach father and son tandem in NCAA history is **Jim** and **Kevin Sweeney** at Fresno State. Kevin played for his father from 1982-86, when he became the first player in NCAA history to throw for 10,000 career passing yards (Jim was FSU's head coach for 19 years, retiring No. 17 on the all-time win list with 200 in his 32-year coaching career).

Note: another famous combo was at Marshall, when they were a I-AA powerhouse just before moving up to I-A, **Todd Donnan** started at QB for his father, **Jim**, in 1993-94.

A FIRST? We polled the nation on two occasions, and no other instance has yet to turn up where a head coach had his father as a head coach in college and then had a son on a team that he is the head coach. But that appears to be the case with **Mike MacIntyre**, who was coached by his father **George** at Vanderbilt in 1984-85 and is now coaching his son, **Jay**, at Colorado.

There are currently **eight** schools where a player is playing for his head coach father, and in one case, two sons are (Iowa State). Here's a look at the all-time list of known head coaching father-player son pairings at the same school (#—denotes active in 2016):

School	Head Coach	Son (Position)	Years	School	Head Coach	Son (Position)	Years
Alabama-Birmingham	Watson Brown	*Steven (WR)	2005-06	Michigan	Lloyd Carr	Jason (QB)	1994-95
Arizona State	Frank Kush	*Danny (PK)	1973-76	#Middle Tennessee	Rick Stockstill	Brent (QB)	2013-present
Arizona State	Larry Marmie	Larry Jr. (DB)	1989-91	Minnesota	Joe Salem	*Tim (QB)	1980-82
Arkansas	Bobby Petrino	Bobby (WR)	2009	Minnesota	Tim Brewster	Clint (QB)	2007
Arkansas	Bobby Petrino	Nick (QB)	2008-09	Mississippi State	Bob Tyler	Breck (WR)	1977-78
Army	Earl "Red" Blaik	*Robert (QB)	1949-50	North Texas	Todd Dodge	*Riley (QB)	2008-10
Army	Rich Ellerson	*Andrew (LS)	2011-13	Notre Dame	Ara Parseghian	Mike (RB)	1971-74
Ball State	Bill Lynch	Billy (WR)	1998-01	Notre Dame	Lou Holtz	Skip (WR)	1986
Ball State	Bill Lynch	Joey (QB)	2002	Ohio	Cleve Bryant	*Rodney (QB)	1989-90
Baylor	Bill Beal	*Phil (S)	1970-71	Oklahoma State	Bob Simmons	Nathan (RB)	1996-99
Boston College	Steve Addazio	Louie (TE)	2012-15	#Old Dominion	Bobby Wilder	Derek (LB)	2015-present
BYU	LaVell Edwards	*Jimmy (WR)	1981, 84-86	Oregon	Jim Aiken	*James Jr. (RB)	1948
California	Jeff Tedford	Quinn (WR)	2008-09	Oregon	Rich Brooks	Brady (FS)	1988-89
Chicago, U of.	Amos Alonzo Stagg	Amos Alonzo Jr.	1922	Oregon	Mike Bellotti	Luke (PK)	2003-07
Colorado	Dan Hawkins	*Cody (QB)	2006-10	Penn State	Joe Paterno	Jay (QB)	1986-89
#Colorado	Mike MacIntyre	Jay (WR)	2014-present	San Diego State	Tom Craft	Kevin (QB)	2005
Colorado State	Harry Hughes	William	1935, 37	South Carolina	Steve Spurrier	Scott (WR)	2006-09
Florida	Doug Dickey	Don (DB)	1975-76	SMU	Rusty Russell	*H.N. (QB)	1950-51
Florida State	Bobby Bowden	Jeff (WR)	1981-82	SMU	Phil Bennett	*Sam (LS)	2006-07
Fresno State	Jim Sweeney	*Kevin (QB)	1982-86	Southern Miss	Jim Carmody	Steve (C)	1982-83
Fresno State	Pat Hill	Zak (SS)	2007-09	Southern Miss	Jim Carmody	Keith (DT)	1985-86
Houston	Art Briles	Kendal (WR/QB)	2004-05	Tennessee	Robert Neyland	Bob, Jr. (HB)	1952
Illinois	Mike White	Chris (PK)	1983-85	#Tennessee	Butch Jones	Alex (K)	2015-present
Indiana	Lee Corso	*Steve (SE)	1979-80	Texas	Fred Akers	Danny (QB)	1983-85
Iowa	Bob Comings	*Bobby Jr. (QB)	1977-78	Tulsa	Glen Dobbs	Glenn III (QB)	1963-67
Iowa	Kirk Ferentz	*Brian (OL)	2002-05	Tulsa	Glen Dobbs	Johnny (QB)	1966-68
Iowa	Kirk Ferentz	James (C)	2009-12	Tulsa	John Cooper	John, Jr. (DB)	1981-84
#Iowa	Kirk Ferentz	Steve (OL)	2012-present	USC	John McKay	*John, Jr. (WR)	1972-74
Iowa State	Jim Criner	Mark (LB)	1986	USC	Larry Smith	Corby (QB)	1992
Iowa State	Paul Rhoads	Jake (WR)	2013-15	Utah	Kyle Whittingham	Tyler (DB/ST)	2010-11
Iowa State	Paul Rhoads	Wyatt (WR)	2015	#Utah	Kyle Whittingham	Alex (LB)	2014-present
Kansas State	Jim Dickey	*Darrell (QB)	1979-82	Utah State	Gary Andersen	Keegan (TE)	2010-12
Kansas State	Bill Snyder	*Sean (P)	1991-92	Vanderbilt	George MacIntyre	*Mike (DB)	1984-85
Kentucky	Hal Mumme	Matt (QB)	1997-98	Virginia Tech	Frank Beamer	*Shane (LS/WR)	1996-99
Louisiana Tech/Mississippi	%Billy Brewer	Brett (P)	1980-84	Wake Forest	Jim Caldwell	Jimmy Caldwell (WR)	1999
Louisiana-Lafayette	Rickey Bustle	Brad (OG)	2006-09	Washington State	Mike Price	*Aaron (PK)	1991-93
#Louisiana-Lafayette	Mark Hudspeth	Gunner (QB)	2015-present	West Virginia	Bobby Bowden	*Tommy (WR)	1973-75
Louisiana-Monroe	Pat Collins	*Mike (C)	1981-82	West Virginia	Bobby Bowden	Terry (RB)	1975
Maryland	Jerry Claiborne	Jonathan (S)	1975-77	Western Michigan	Bill Cubit	*Ryan (QB)	2003-06
#Massachusetts	Mark Whipple	Austin (QB)	2014-present	Wisconsin	Gary Andersen	Chasen (LB)	2014
Memphis	Rip Scherer	Scott (QB)	1998-00	*—denotes started/first-team (at some point when father was head coach at the time; in some cases, they became the starter after the father moved on).			
Memphis	Tommy West	Turner (WR)	2006-09	%—The elder Brewer moved on to Mississippi in 1983 and son followed.			
Miami, Fla.	Dennis Erickson	Bryce (QB)	1993				
Miami, Fla.	Randy Shannon	Xavier (C)	2008				



MacIntyre "Row" — Jay, Mike & George

While this is the second time that CU has had the head coach father-player son active combo, the Buffaloes have seen it against them in the past. Iowa State (**Criners**), Kansas State (**Dickeys, Snyders**), Oklahoma State (**Simmons**) and perhaps one of the most famous father-son duos, **Lee** and **Steve Corso** at Indiana. When confirming with Lee, he was pretty proud that Steve caught the game winning TD in a 36-30 win against Kentucky his senior year, and reminded us that he had two pretty good games against Colorado (5 catches for 87 yards in a 17-16 CU win in 1979, and 3-for-38 in a 49-7 Indiana win in 1980).

CAREER GAMES PLAYED/STARTED CHART

Listed below are the career games played/started for the players on the 2016 Colorado Buffaloes. The players on the opening day roster collectively have played in **1,072** games, with **412** starts, both all-time highs for any returning Colorado team. Other recent years: **824/327** (2015), **904/314** (2014), **896/268** (2013), **674/223** (2012), **890/303** (2011), **877/313** (2010), **847/236** (2009), **817/277** (2008), **853/251** (2007) and **1,053/295** (2006). The list for 2016:

Player	G	GS	Player	G	GS	Player	G	GS	Player	G	GS	Player	G	GS
ADKINS II	24	4	FIELDS	31	27	IRWIN, J.	30	20	MAKA	0	0	SHAVER	32	4
AWINI	12	1	FISHER	19	1	IRWIN, S.	43	17	MARKSBERRY	0	0	SHAW	0	0
AWUZIE	41	35	FRANKE	17	1	JACKSON III	19	11	MATHEWES	11	1	SILZER	0	0
BAGBY	0	0	FRAZIER	32	5	JAN	4	0	MCCARTNEY	26	24	SMITH	0	0
BALE	7	0	GALLOWAY	1	0	JONES	0	0	McGARRY	0	0	STOLTENBERG	0	0
BANDI	0	0	GAMBOA	20	18	JULMISSE	7	0	MIDDLEMISS	2	0	SUTTON	5	0
BENNIEN	0	0	GEHRKE	10	1	KAFOVALU	37	14	MILLER	0	0	TALIANKO	13	0
BERGNER	8	0	GILBERT	44	20	KAISER	20	0	MOELLER	26	13	TALLEY	4	0
BISHARAT	7	0	GILLAM	32	24	KEENEY	18	2	MONTEZ	6	3	THOMPSON	40	31
BLACKMON	0	0	GONZALEZ	17	—	KELLEY	43	31	NOYER	0	0	TONZ	5	0
BOATMAN	3	0	GORDON	0	0	KINNEY	20	—	OLIVER	20	4	TREGO	1	0
BOBO	32	10	GRAHAM	19	—	KOUGH	27	19	OLUGBODE	42	30	TUGGLE	0	0
BOUNDS	7	0	GRUNDMAN	1	0	KRONSHAGE	30	11	ORBAN	17	0	TUOLOMA	1	0
CALLAHAN	21	5	GRZESIEK	0	0	LAGUDA	20	7	PATTERSON	0	0	TUPOU	41	38
CARRELL	20	19	HAIGLER	6	2	LEE	27	4	PORTER	0	—	UDOFFIA	0	0
COCHRANE	1	0	HALL	4	0	LEWIS, D.	7	0	PRICE	4	—	UMU	4	0
COLEMAN, D.	0	0	HASSELBACH	20	0	LEWIS, T.	1	0	RAKESTRAW	0	0	VAUGHN	0	0
COLEMAN, T.	24	2	HELBIG	0	0	LINDSAY	32	12	RIPPY	6	0	WALKER	11	1
COOPER	4	0	HILL	16	0	LISELLA II	10	5	ROBERTS	0	0	WIEFELS	14	2
DEMENT	0	0	HOWARD	23	0	LIUFAU	36	33	ROSS	30	13	WITHERSPOON	30	15
ENTO	7	0	HUCKINS	20	10	LOPEZ	14	0	SANDERS	0	0	TEAM	1498	566
EVANS	17	0	HUDSON	0	0	LYNOTT, Jr.	7	7	SANCHEZ	13	0	2015 FINAL	1600	613
FALO	12	0	HUNTLEY III	6	0	MacINTYRE	19	8	SEVERSON	38	1			

LAST TRUE FRESHMEN TO START: TB Patrick Carr, CB Nick Fisher, CB Isaiah Oliver, ILB Grant Watanabe (**2015**); WR Shay Fields, WR Donovan Lee, DE Christian Shaver, S Evan White (**2014**); TB Michael Adkins II, CB Chidobe Awuzie, DE Jimmie Gilbert, ILB Addison Gillam, QB Sefo Liufau, S Tedric Thompson, CB John Walker (**2013**); TB Donta Abron, CB Ken Crawley, DT Tyler Henington, TE Vincent Hobbs, DL Samson Kafovalu, S Marques Mosley, TB Christian Powell, DT Justin Solis, WR Gerald Thomas, DT Josh Tupou, CB Yuri Wright (**2012**); DB D.D. Goodson, CB Greg Henderson, OL Alex Lewis, WR Tyler McCulloch, OLB Juda Parker; S Kyle Washington (**2011**); SS Jered Bell one of four in **2010**.

LAST TRUE FRESHMEN TO START AT QUARTERBACK: Sefo Liufau (**2013**), Tyler Hansen (**2008**), Craig Ochs (**2000**), Koy Detmer (**1992**). **IN A SEASON OPENER:** Has not occurred.

LAST TRUE FRESHMEN TO START AT RUNNING BACK: TB Patrick Carr (**2015**), Michael Adkins II (**2013**), Donta Abron, Christian Powell (**2012**); Darrell Scott (**2008**), Rodney Stewart (**2008**), Brian Lockridge (**2007**), Brian Calhoun (**2002**), Marcus Houston (**2000**). **IN A SEASON OPENER:** Kent Kahl (**1991**).

LAST REDSHIRT FRESHMEN TO START: OT Aaron Haigler, OG Tim Lynott, Jr., QB Steven Montez (**2016**); DT Jase Franke, LB Rick Gamboa, TE Dylan Keeney, WR Jay MacIntyre, DE Michael Mathewes, WR Lee Walker (**2015**); DE Derek McCartney, FS Ryan Moeller (**2014**); TE Sean Irwin, CB John Walker (**2013**); C Brad Cotner, WR Nelson Spruce (**2012**); QB Nick Hirschman, TB Tony Jones, CB Josh Moten, C Daniel Munyer, OT Stephan Nembot, TE Kyle Slavin (**2011**).

LAST PLAYERS TO START FOR THE FIRST TIME AS A SENIOR: OLB David Goldberg, WR Logan Gray, FB Evan Harrington, DT Conrad Obi, DE Tony Poremba, OG Sione Tau (**2011**); TE Luke Walters (**2010**); TB Kevin Moyd, OLB Bryan Stengel (**2009**); WR Steve Melton (**2008**), TE Joe Sanders (**2007**).

LAST PLAYERS TO START WHILE WALK-ONS: FS Ryan Moeller (**2014**); FB Jordan Murphy (**2013**); WR Dusty Ebner, C Keenan Stevens (**2009**), WR Steve Melton (**2008**); ILB Jake Duren, SS D.J. Dykes (**2007**).

STARTING STREAKS

Through games of October 15, **SS Tedric Thompson** has made the most consecutive starts with 20, followed by **ILB Rick Gamboa** (18), **CB Chidobe Awuzie** (15) and **ILB Kenneth Olugbode** (13). **C Alex Kelley** had made the most consecutive starts entering the year with 25 and extended it one game until sitting out the Idaho State game with an ankle sprain.

FOUR HAVE MADE FIRST CAREER STARTS IN '16

In the season opener against Colorado State in Denver, two Buffaloes made their first career starts: **FS Afolabi Laguda** and **OG Tim Lynott, Jr.**; in game three at Michigan, **OT Aaron Haigler** made his first career start and QB Steven Montez did the same in week four at Oregon. **Historically:** 12 true freshmen have started from scrimmage for CU in a season opener: **TB Billy Waddy**, 1973 (at Louisiana State); **CB Victor Scott** and **OLB Scott Hardison**, 1980 (at UCLA); **HB Eric Bieniemy**, 1987 (vs. Oregon); **OG Clint Moore**, 1991 (vs. Wyoming); **ILB Jordon Dizon**, 2004 (vs. Colorado State); **CB Greg Henderson**, 2011 (vs. Hawaii); **CB Kenneth Crawley** and **WR Gerald Thomas**, 2012 (vs. Colorado State); **ILB Addison Gillam**, 2013 (vs. Colorado State); **WR Shay Fields** and **DE Christian Shaver**, 2014 (vs. Colorado State); add a 13th for the first play of the game/season on special teams (kickoff coverage team): **PK Kevin Eberhart** (2003, kicked off vs. CSU in Denver).

ANNUAL FIRST-TIME STARTERS: 1984 (29), 1985 (9), 1986 (15), 1987 (14), 1988 (16), 1989 (7), 1990 (16), 1991 (23), 1992 (15), 1993 (7), 1994 (6), 1995 (11), 1996 (8), 1997 (14), 1998 (27), 1999 (14), 2000 (16), 2001 (12), 2002 (16), 2003 (20), 2004 (12), 2005 (11), 2006 (24), 2007 (18), 2008 (15), 2009 (18), 2010 (21), 2011 (21), 2012 (21), 2013 (12), 2014 (14), 2015 (23); **2016 (4)**.

23 PLAYERS HAVE SEEN FIRST CU ACTION IN 2016

A total of **23** players have seen their first action in a CU uniform this year, **13** tasting their first action in the season opener against Colorado State, one of the lower numbers in recent years to appear in an opener (it was 18 in 2015). Seven followed suit in week two against Idaho State, one (**PK Davis Price**) in week four at Oregon and two against Oregon State. Here's the breakdown by class of those players (*—mainly special teams duty):

TRUE FRESHMEN (4): TB Beau Bisharat, WR Johnny Huntley, CB Tony Julmisse, PK Davis Price

REDSHIRT FROSH (11): SN *J.T. Bale, TE Chris Bounds, DB *Lucas Cooper, OL Dillon Middlemiss, OL Aaron Haigler, WR Justin Jan, OG Tim Lynott, Jr., QB Steven Montez, DT Brett Tonz, DT Lyle Tuiloma, DL Frank Umu

SOPHOMORES (5): WR Xavier Cochrane, ILB Drew Lewis, TB Troy Lewis, S Daniel Talley, S *Kyle Trego

JUNIORS (3): WR Kabion Ento, WR Danny Galloway, WR Sean Grundman. **SENIORS (0).**

Recent counts: **35** (2015), **26** (2014), **18** (2013), **26** (2012), **33** (2011), **26** (2010), **22** (2009), **30** (2008), **28** (2007), **19** (2006), **16** (2005).

2016 PARTICIPATION CHART

The participation chart for the 2016 Colorado Buffaloes; KEY: **S**—started; **✓**—played; **DNP**—dressed, but did not play; **INJ**—injured/illness; **SSP**—suspended; (—)—denotes did not dress; *—saw first action as a Buffalo in 2016:

Player	CSU	ISU	UM	UO	OSU	USC	ASU	STN	Ucla	UAWSU	UU
ADKINS	DNP	DNP	✓	DNP	✓	DNP	DNP				
AWINI	INJ	INJ	INJ	INJ	INJ	INJ	DNP				
AWUZIE	S	S	S	S	S	S	S				
BAGBY	DNP	—	—	—	—	—	—				
*BALE	✓	✓	✓	✓	✓	✓	✓				
BANDI	DNP	—	—	—	—	—	—				
BENNION	—	—	—	—	—	—	—				
BERGNER	✓	✓	✓	✓	✓	✓	✓				
*BISHARAT	✓	✓	✓	✓	✓	✓	✓				
BLACKMON	DNP	DNP	DNP	DNP	DNP	DNP	DNP				
BOATMAN	DNP	✓	—	—	✓	—	DNP				
BOBO	S	S	S	S	S	S	S				
*BOUNDS	✓	✓	✓	✓	✓	✓	✓				
CALLAHAN	✓	✓	✓	✓	✓	✓	✓				
CARRELL	S	S	S	S	S	S	S				
*COCHRANE	—	✓	—	—	—	—	—				
COLEMAN, D.	DNP	—	—	—	—	—	—				
COLEMAN, T.	✓	✓	✓	DNP	✓	✓	✓				
*COOPER	✓	✓	DNP	✓	✓	DNP	DNP				
COURTNEY	—	—	—	—	—	—	—				
DEMENT	DNP	—	—	—	—	—	—				
*ENTO	✓	✓	✓	✓	✓	✓	✓				
EVANS	✓	✓	✓	✓	✓	✓	✓				
FALO	SSP	SSP	SSP	✓	✓	✓	✓				
FIELDS	S	S	S	S	S	S	S				
FISHER	✓	✓	✓	DNP	✓	✓	✓				
FRANKE	✓	✓	✓	✓	✓	✓	✓				
FRAZIER	✓	✓	✓	✓	✓	✓	✓				
*GALLOWAY	DNP	✓	—	—	—	—	—				
GAMBOA	S	S	S	S	S	S	S				
GEHRKE	DNP	✓	✓	DNP	✓	DNP	DNP				
GILBERT	S	S	S	S	S	S	S				
GILLAM	✓	✓	✓	✓	✓	✓	✓				
GONZALEZ	✓	✓	✓	INJ	INJ	INJ	INJ	INJ	INJ	INJ	INJ
GORDON	SSP	SSP	SSP	SSP	SSP	—	DNP				
GRAHAM	DNP	✓	DNP	✓	✓	✓	✓				
GRUNDMAN	DNP	—	—	—	✓	DNP	—				
GRZESIEK	DNP	—	—	—	—	—	—				
*HAIGLER	✓	✓	S	S	✓	✓	INJ				
HALL	—	✓	DNP	—	—	—	—				
HASSELBACH	✓	✓	✓	✓	✓	✓	✓				
HELBIG	DNP	—	—	—	—	—	—				
HILL	✓	✓	DNP	✓	✓	DNP	✓				
HOWARD	✓	✓	✓	✓	✓	✓	✓				
HUCKINS	INJ	✓	DNP	DNP	✓	DNP	✓				
HUDSON	—	—	—	—	DNP	—	—				
*HUNTLEY	✓	✓	DNP	✓	✓	✓	✓				
IRWIN, J.	S	S	S	S	S	S	S				
IRWIN, S.	✓	✓	S	S	INJ	✓	✓				
JACKSON	✓	✓	✓	✓	✓	S	✓				
*JAN	DNP	✓	DNP	—	✓	✓	✓				
JONES	—	DNP	—	—	—	—	—				
*JULMISSE	✓	✓	✓	✓	✓	✓	✓				
KAFOVALU	S	S	S	S	S	✓	S				
KAISER	✓	✓	✓	✓	✓	✓	✓				
KEENEY	✓	✓	DNP	✓	✓	✓	✓				
KELLEY	S	INJ	S	S	S	S	S				
KINNEY	✓	✓	✓	✓	✓	✓	✓				

Player	CSU	ISU	UM	UO	OSU	USC	ASU	STN	Ucla	UAWSU	UU
KOUGH	S	S	S	S	S	S	S				
KRONSHAGE	S	S	✓	✓	S	S	S				
LAGUDA	S	S	S	S	S	S	S				
LEE	✓	✓	✓	✓	✓	✓	DNP				
*LEWIS, D.	✓	✓	✓	✓	✓	✓	✓				
*LEWIS, T.	DNP	✓	DNP	DNP	—	—	—				
LINDSAY	S	S	✓	S	S	S	S				
LISELLA	INJ	INJ	INJ	INJ	INJ	INJ	INJ				
LIUFAU	S	S	S	INJ	INJ	✓	S				
LOPEZ	DNP	DNP	DNP	—	—	—	—				
*LYNOTT	S	S	S	S	S	S	S				
MacINTYRE	S	S	S	✓	S	S	S				
MAKA	DNP	—	—	—	—	—	—				
MARKSBERRY	—	DNP	—	DNP	DNP	—	DNP				
MATHEWES	DNP	✓	DNP	DNP	✓	DNP	DNP				
McCARTNEY	S	INJ	S	INJ	INJ	INJ	INJ	INJ	INJ	INJ	INJ
McGARRY	DNP	—	—	—	—	—	DNP				
MEEK	—	—	—	—	—	—	—				
*MIDDLEMISS	DNP	✓	DNP	—	✓	—	DNP				
MILLER	INJ	INJ	INJ	INJ	INJ	INJ	INJ				
MOELLER	✓	✓	✓	S	S	S	S				
*MONTEZ	✓	✓	✓	S	S	S	DNP				
NOYER	DNP	DNP	DNP	DNP	DNP	DNP	DNP				
OLIVER	✓	✓	✓	S	✓	✓	✓				
OLUGBODE	S	S	S	S	S	S	S				
ORBAN	✓	✓	✓	✓	✓	✓	✓				
PATTERSON	DNP	—	—	—	—	—	—				
PORTER	DNP	—	—	—	—	—	—				
*PRICE	DNP	DNP	—	✓	✓	✓	✓				
RAKESTRAW	DNP	DNP	DNP	DNP	DNP	—	—				
RIPPY	—	—	—	—	—	—	—				
ROBERTS	DNP	—	—	—	—	—	—				
ROSS	S	S	S	S	S	S	S				
SANDERS	—	✓	✓	✓	✓	✓	✓				
SEVERSON	✓	✓	✓	✓	✓	✓	INJ				
SHAVER	✓	S	✓	✓	✓	✓	✓				
SHAW	—	—	—	—	—	—	—				
SILZER	—	—	—	—	DNP	—	—				
SMITH	—	DNP	—	—	—	—	—				
STOLTENBERG	—	DNP	—	—	—	—	—				
SUTTON	✓	✓	DNP	ILL	✓	DNP	DNP				
TALIANKO	✓	✓	✓	INJ	INJ	DNP	DNP				
*TALLEY	✓	✓	✓	✓	INJ	INJ	INJ				
THOMPSON	S	S	S	S	S	S	S				
*TONZ	✓	✓	DNP	✓	✓	DNP	✓				
*TREGO	INJ	✓	INJ	INJ	INJ	INJ	INJ				
TUGGLE	DNP	—	—	—	—	—	—				
*TUILOMA	—	DNP	—	—	✓	—	—				
TUPOU	S	S	S	S	S	S	S				
UDOFFIA	—	DNP	—	—	—	—	—				
*UMU	DNP	✓	DNP	DNP	✓	✓	✓				
VAUGHN	INJ	INJ	INJ	—	—	—	—				
WALKER	INJ	INJ	INJ	DNP	✓	✓	✓				
WIEFELS	✓	S	✓	✓	✓	✓	✓				
WITHERSPOON	S	S	S	✓	S	S	S				
DRESSED	89	86	74	70	75	70	75				
PLAYED	60	71	56	56	68	58	57				

Inactive For 2016: Eggers, Headley, Sanchez, Winfree.

EXPERIENCE ANALYSIS

A look at annual fluctuations in the percentage of upperclassmen starting games over the last decade or so at Colorado; in 2012, the Buffaloes started its fewest seniors believed ever (17.8%) and a record number of freshmen (28.0%; 21.6% true frosh). A year-by-year glance at starts by class since 1999:

Season	G	SR	JR	SO	FR (RS-True)	UpperCl%	Fr-Pct.
1999	12	115	42	86	21 (20-1)	59.5	8.0
2000	11	55	116	38	33 (15-18)	70.7	13.6
2001	13	102	95	83	7 (0-7)	68.9	2.4
2002	14	155	130	14	9 (0-9)	92.5	2.9
2003	12	105	49	78	32 (14-18)	58.3	12.1
2004	13	72	103	100	11 (0-11)	61.2	3.8
2005	13	116	112	48	10 (4-6)	79.7	3.5
2006	12	92	84	71	17 (11-6)	66.7	6.4
2007	13	89	106	38	53 (29-24)	68.2	18.5

Season	G	SR	JR	SO	FR (RS-True)	UpperCl%	Fr-Pct.
2008	12	106	54	63	41 (24-17)	60.6	15.5
2009	12	57	90	89	28 (24-4)	55.7	10.6
2010	12	82	111	37	34 (22-12)	73.1	12.9
2011	13	141	55	57	33 (10-23)	68.5	11.5
2012	12	47	84	59	74 (17-57)	49.6	28.0
2013	12	70	92	69	33 (2-31)	61.4	12.5
2014	12	83	50	96	35 (18-17)	50.4	13.3
2015	13	59	110	86	31 (25-6)	59.1	11.7
2016	7	68	61	14	11 (11-0)	83.8	7.1

HISTORICALLY

Colorado is in its second century of intercollegiate football, as the Buffaloes are in their 127th season of competition having played **1,218** games with an all-time record of **690-492-36**. CU currently stands 25th on the all-time win list and is 37th in all-time winning percentage (.581; the Buffs are 29th for those schools with 1,000 or more games played in Division I-A). Only 12 Division I schools have played more seasons of intercollegiate football than Colorado; Washington is the only Pac-12 school that matches CU's total of 127 (Cal is the only one who has played more games – 1,227), with only USC (817) and Washington (709) having won more games (CU is sixth in the league in winning percentage).

➔ In Boulder, the Buffs are **306-169-10** (.640) in their 93rd season on the “hilltop” (Folsom Field).

OVERTIME

Colorado is **6-7** all-time in overtime games (**3-4** at home); the Buffs became the 84th team in Division I-A to play an overtime game when it played its first ever extra session affair against Missouri in 1999. Here's a chart summarizing the Buffs in overtime (*—denotes in Denver):

Date	Opponent	Score	Regulation	Coin Toss	Choice	---Total Yards---		Notes
						Offense	Defense	
10-09-99	MISSOURI	W 46-39	39-39	Missouri	Defense	25	13	Ends with Kelly INT
11-26-99	NEBRASKA	L 30-33	27-27	Nebraska	Defense	9	25	CU trailed 27-3 early in 4th
11-09-02	at Missouri	W 42-35	35-35	Missouri	Defense	25	18	Ends with Mossoni FR
12-28-02	Wisconsin	L 28-31	28-28	Wisconsin	Defense	-2	5	Alamo Bowl
10-11-03	KANSAS	W 50-47	44-44	Colorado	Defense	25	7	Calhoun 3-25, TD rushing in OT
10-23-04	at Texas A & M	L 26-29	26-26	Colorado	Defense	14	33	First CU turnover in an OT ends it
10-07-06	BAYLOR	L 31-34 (3 OT)	17-17	Colorado	Defense	42	72	Ends in 3OT on Baylor INT
9-01-07	*Colorado State	W 31-28	28-28	Colorado	Defense	7	16	Eberhart kicks GWFG (35) after Wheatley INT
9-18-08	WEST VIRGINIA	W 17-14	14-14	Colorado	Defense	18	19	Goodman kicks GWFG (25) after WVU FG miss
9-10-11	CALIFORNIA	L 33-36	30-30	California	Defense	20	45	CU drives to CA4 but drive stalled
9-27-14	at California	L 56-59 (2 OT)	49-49	Colorado	Defense	46	34	CU drives to CA1 but failed on 4th down
10-25-14	UCLA	L 37-40 (2 OT)	31-31	Colorado	Defense	13	40	CU rallied from 31-14 down in 4th; two OT FGs
9-19-15	*Colorado State	W 27-24	24-24	Colorado	Defense	10	2	Gonzalez kicks GWFG (32) after Thompson FG block

COMEBACK BUFFS

Over the last 10 seasons, Buffs rallied to win from 10 or more points down 12 times, including twice under Mike MacIntyre, including rallying from its largest deficit ever against CSU. In 2014, UMass was up by 11 early in the second half after cashing in on a pick-six. Two of the rallies came from 17 down: in 2012, Washington State led, 31-14, early in the fourth quarter, but CU scored three straight TDs to close the game, capped by **QB Jordan Webb** scoring on fourth down from four yards out with 0:09 remaining; **PK Will Oliver** added the game winning PAT. In 2007, the Buffs got the best of No. 3 Oklahoma when **PK Kevin Eberhart** capped a run of 20 straight points with a 45-yard field goal for a 27-24 win. Eight have taken place in Boulder, a ninth (the first one) in Denver against CSU, and two on the road (the Washington State comeback was the largest fourth quarter comeback on the road CU has ever had).

COLORADO COMEBACKS

Trailed By	Time, Qtr.	Final	Opponent (Date)
14 (0-14)	2:44, 1Q	27-24	OT; Colorado State (Sept. 19, 2015)
11 (20-31)	12:24, 3Q	41-38	at Massachusetts (Sept. 6, 2014)
17 (14-31)	8:07, 4Q	35-34	at Washington State (Sept. 22, 2012)
11 (3-14)	3:47, 1Q	44-36	KANSAS STATE (Nov. 20, 2010)
10 (14-24)	10:40, 3Q	29-27	GEORGIA (Oct. 2, 2010)
10 (0-10)	0:00, 2Q	31-13	HAWAII (Sept. 18, 2010)
10 (21-31)	11:01, 4Q	35-34	TEXAS A&M (Nov. 7, 2009)
11 (13-24)	9:14, 4Q	28-24	IOWA STATE (Nov. 8, 2008)
14 (7-21)	7:29, 2Q	31-24	EASTERN WASHINGTON (Sept. 6, 2008)
11 (24-35)	0:23, 2Q	65-51	NEBRASKA (Nov. 23, 2007)
17 (7-24)	12:23, 3Q	27-24	OKLAHOMA (Sept. 29, 2007)
11 (17-28)	10:05, 3Q	31-28	OT; Colorado State (Sept. 1, 2007)

LITTLE KNOWN RARITY

In CU history, the Buffaloes have had a 100-yard rusher and receiver in the same game on **38** occasions (and are **28-10** in games when this occurs). It's happened twice this year (**QB Steven Montez**/WR Devin Ross at Oregon and **TB Phillip Lindsay**/WR Bryce Bobo versus Arizona State). It was the seventh time CU's done it as a member of the Pac-12 (one each year previously: 2015 at UCLA, 2014 versus Washington, 2013 versus Charleston Southern, 2012 at Washington State and 2011 vs. Arizona). In 2001, the first time the same player had 100 yards in both in the same game at Colorado occurred when **TB Cortlen Johnson** had 172 rushing and 105 receiving at Iowa State. *A closer look at this unique list can be found on page 182 of the 2016 CU Information Guide & Record Book supplement.*

FOLSOM FIELD CAPACITY SNAPSHOT

Folsom Field's official capacity had been 53,613, expanded last in 2003 when 1,903 club seats and 41 suites were added in the east side stadium expansion; however, with CU's \$156 million Athletics Complex Expansion nearing completion and the northeast corner of the stadium and the north stands now redesigned, the new capacity now stands at **50,183**. Folsom is tied for the 18th oldest venue among the 128 NCAA Division I-A/FBS stadiums. It is the fourth oldest stadium in the Pac-12 Conference, as only Husky Stadium (Washington, 1920), Rose Bowl Stadium (UCLA, 1922) and Los Angeles Memorial Coliseum (USC, 1923) are older.

CU FOOTBALL REMAINS SECOND MOST POPULAR PER-GAME SELL IN STATE

The final home attendance figure for 2015 was **236,331**, an average of 39,389 for six home games, about 2,000 more than CU's 2014 average. It marked the 21st straight season that Colorado football was the second largest draw per game in the state behind the NFL Denver Broncos (and the 39th time in the last 41 years). The fledgling Colorado Rockies took over the second spot the two years they played at old Mile High Stadium, averaging in the mid-to-upper 50s in 1993 and 1994. The Broncos wrestled the state's top spot away from the Buffs permanently in 1975 after first doing so in 1969, with six years of see-sawing in-between (CU had been the state attendance leader since Folsom Field was built in 1924). CU continues to have the second largest public and overall season ticket base in the state (the count so far in 2015 is just under 25,000 when adding in 7,354 student holders to 17,299 public tickets (those tickets are purchased, just at a discounted rate). In 2015, CU was again first in the state in college football attendance for the **50th** straight year, ahead of Air Force (26,026; AFA was the last school top CU's figure, in 1965) and Colorado State (24,917); all had six games. The Broncos averaged 76,939 fans per game in 2014 and around the same this year; the Rockies averaged 31,334 this past summer.

SCORING STREAKS

The Buffs scored in a school record **242** consecutive games until Missouri ended the streak on October 25, 2008; it was first shutout loss since November 12, 1988 to Nebraska in Lincoln (7-0). The Buffs had scored in **94** consecutive road games (123 including neutral sites) as well as in 153 straight league games, all 103 in Big 12 play, including the four title games, and their final 50 in Big Eight competition, dating back to the '88 shutout at Nebraska. CU had scored in **150** straight games at home until Stanford shut out the Buffs, 48-0 on Nov. 3, 2012; the previous last shutout was a 28-0 loss to Oklahoma on Nov. 15, 1986. CU has been shutout just 10 times in its last **571** games (dating to October 5, 1968), but only six schools have administered them: Oklahoma (three times), Missouri (twice), Nebraska (twice), Louisiana State, Michigan and Stanford. Current streaks:

- CU has scored in **47** straight games overall; last shutout was at home against Stanford on Nov. 3, 2012 (a 48-0 loss).
- CU has scored in **156** straight games against non-conference opponents (last shutout: a 44-0 loss at home to LSU on September 15, 1979).
- The home shutout losses to Stanford ('12), Oklahoma in '86 and LSU in '79 are the only three times CU has not scored at Folsom Field over the course of the last **311** games (all the way back to 1963).

SAFELY AHEAD

The Buffs have been a virtual lock to win once they have a lead of two or more scores (nine-plus points) over the past 40-plus seasons. Since the 1976 opener, CU has protected a two-score lead **234** of **265** times, losing 28 and tying three when it blew the lead; a closer look (*—Disneyland Pigskin Classic at Anaheim):

Date	Opponent	CU Lead (when)	Result	Date	Opponent	CU Lead (when)	Result
9/17/16	at Michigan	14 (21-7; 1st Quarter)	L, 38-45	09/23/06	at Georgia	13 (13- 0; 4th Quarter)	L, 13-14
11/13/15	SOUTHERN CALIFORNIA	14 (17-3; 2nd Quarter)	L, 24-278	10/23/04	at Texas A&M	12 (19- 7; 3rd Quarter)	L, 26-29 OT
11/01/14	WASHINGTON	10 (20-10; 2nd Quarter)	L, 23-38	11/01/03	at Texas Tech	14 (14- 0; 1st Quarter)	L, 21-26
09/27/14	at California	14 (28-14; 3rd Quarter)	L, 56-59 2OT	10/04/03	at Baylor	9 (23-14; 3rd Quarter)	L, 30-42
08/29/14	Colorado State (Denver)	10 (17-7; 3rd Quarter)	L, 17-31	11/11/00	Iowa State	11 (20- 9; 2nd Quarter)	L, 27-35
09/08/12	SACRAMENTO STATE	14 (14-0; 1st Quarter)	L, 28-30	09/02/00	Colorado State (Denver)	10 (24-14; 3rd Quarter)	L, 24-28
09/01/12	Colorado State (Denver)	11 (14-3; 2nd Quarter)	L, 17-22	10/23/93	at Kansas State	9 (9- 0; 2nd Quarter)	T, 16-16
10/01/10	WASHINGTON STATE	10 (27-17; 4th Quarter)	L, 27-31	09/18/93	at Stanford	10 (37-27; 4th Quarter)	L, 37-41
11/06/10	at Kansas	28 (45-17; 4th Quarter)	L, 45-52	09/15/90	at Illinois	14 (17- 3; 2nd Quarter)	L, 22-23
10/23/10	TEXAS TECH	10 (24-14; end 3rd Qtr)	L, 24-27	08/26/90	*Tennessee	14 (31-17; 4th Quarter)	T, 31-31
11/19/09	at Oklahoma State	11 (21-10; 3rd Quarter)	L, 28-31	09/27/86	ARIZONA	9 (21-12; 4th Quarter)	L, 21-24
10/10/09	at Texas	11 (14-3; 2nd Quarter)	L, 14-38	11/03/84	KANSAS	11 (27-16; 4th Quarter)	L, 27-28
11/28/08	at Nebraska	14 (14-0; 1st Quarter)	L, 31-40	10/16/82	at Oklahoma State	13 (13- 0; 1st Quarter)	T, 25-25
11/10/07	at Iowa State	21 (21- 0; 3rd Quarter)	L, 28-31	09/19/81	WASHINGTON STATE	10 (10- 0; 4th Quarter)	L, 10-14
09/08/07	at Arizona State	14 (14- 0; 2nd Quarter)	L, 14-33	10/10/79	OKLAHOMA STATE	20 (20- 0; 4th Quarter)	L, 20-21
10/28/06	at Kansas	9 (9- 0; 3rd Quarter)	L, 15-20				

Colorado has lost only 34 games (and was tied twice) dating back to 1980 when leading by *any* margin at any point in the fourth quarter or overtime. The most recent losses were last year, in the 38-31 loss to Arizona (led 24-17 entering the fourth) and in the 35-31 loss at UCLA (CU took a 31-28 lead early in the fourth); CU lost four games in 2014 where it had small fourth quarter advantages. The ties came against Tennessee in 1990 (31-31, after leading 31-17) and Kansas State in 1993 (16-16 after taking a late 16-13 lead).

- Colorado has won **118** of its last **139** games in which it at any point has held a two-score lead. A 2003 loss to Baylor snapped a 26-game winning streak in such situations on the road, and an overall streak of 49 consecutive wins from 1993 to 1999 was snapped by CSU in 2000. In this same span, **Colorado has rallied to win 38 games and tie two others dating back to 1981 after once trailing at some point in the fourth quarter** (not including coming from 27-3 down against Nebraska in 1999 before losing in OT). The most recent was the 41-38 win at Oregon on Sept. 24; CU had led most of the game but Oregon went ahead, 38-33, late in the third quarter. But a Steven Montez to Bryce Bobo 31-yard TD pass (and the two connecting again on the two-point conversion) were the only points in the fourth quarter and CU held the Ducks off for the win. Two of the biggest ones occurred in 2007: CU rallied from 28-17 down in the third and 28-25 in the fourth to defeat CSU 31-28 in overtime) and Oklahoma (down 24-7 late in the third, eventually tying the fourth largest comeback in school history in winning 27-24).

2015 INJURY COUNT SIXTH-WORST IN LAST 30 SEASONS

The injury bug hit the Buffs in 2015, as 10 positions had a starter miss at least one game due to injury. The injury bug avoided Mike MacIntyre's first two teams for the most part, but last year ('15) was a different story: the Buffs lost **93** full games from players who figured in the two-deep (or those who regularly rotated in at the skill positions), and **120** games overall by the entire team. Below are the worst regular seasons for injuries/illness for the CU program over the last 29 years (KEY: GL—Games lost to injury; GL/2—Games lost by 2-deep scrimmage players; MG—"Man games" as defined by as the total number of games if all players NOT ticketed to redshirt played every game; Pct. Lost — percentage of man games lost, knowing that in actuality, the number is higher as third-team players and reserves don't see that much action; 2/MG—2-deep man games, or starting 22 positions plus backups):

Season	G	GL	MG	Pct. Lost	GL/2	2/MG	Pct. Lost	Season	G	GL	MG	Pct. Lost	GL/2	2/MG	Pct. Lost
2008	12	121	1008	12.0	110	528	20.8	2012	12	108	984	11.0	71	528	13.4
2011	13	141	1066	12.8	115	572	20.1	2003	12	74	876	8.4	58	528	11.0
1998	11	101	864	11.7	89	484	18.4	1997	11	51	770	6.6	41	484	8.5
2000	11	101	880	11.5	82	484	16.9								
2010	12	103	924	11.1	88	528	16.7	2016*	7	75	570	11.2	42	138	26.1
2015	13	120	1053	11.4	93	572	16.3	*--man-games for 2-deep include PK spot.							
2002	13	139	1118	12.4	80	572	14.0								

Dating back to 1987, only 10 times has CU lost over five percent of its "man game" count due to injury (1995-97-98-2000-02-03-08-10-11-12).

BUFFS AGAINST THE BEST

Here's a look at how CU has fared all-time against nationally ranked teams (*Associated Press* poll):

Games	All-Time Record	1989-2016 Record	Mike MacIntyre Record	Coach With The Most Wins
versus Top 5.....	12-54-2	8-22-1	0-3	5 / Bill McCartney
versus Top 10.....	25-91-3	14-37-2	0-4	8 / Eddie Crowder & Bill McCartney
versus Top 15.....	37-117-3	20-51-2	0-4	10 / Bill McCartney
versus Top 25.....	69-160-3	43-81-2	0-12	20 / Bill McCartney

CU played 21 ranked non-conference opponents (including bowls) as a member of the Big 12, going 9-12, the most wins over non-Big 12 ranked foes in that period of the conference; Nebraska was next in both games (15) and wins (8), followed by Texas (13, 7).

"OUTSIDE THE NINE DOTS"

Some out of the ordinary records by the Buffs in some unique situations:

- ❑ Colorado is **81-42** against teams with three or more losses dating back to the 1985 season;
- ❑ Colorado is **79-45-1** in its last **124** games against schools that include the word "State" (dating to 1986);
- ❑ Colorado is **545-277-25** all-time in games played in the Mountain Time Zone (Colorado, Arizona, Montana, New Mexico, Utah, Wyoming)

SIXTEEN TO THE HOUSE ON THE FIRST TRY WHEN IT COMES TO THEFTS & SCORES

CU players have a penchant to return their first career interceptions for touchdowns, as since 1992, **16** Buffaloes have scored after stealing their first college pass. Sophomore **ILB Rick Gamboa** is the latest to join the club, snaring a batted pass and returning it 20 yards for a score against Oregon State on Oct. 1. **ILB Kenneth Olugbode** had the previous one, racing 60 yards for a score with his first pick in a 27-24 overtime win over Colorado State in 2015. That was the first in eight years, however, as the one previous came in 2007, when redshirt frosh **CB Jimmy Smith**, as his 31-yard return of a Joe Ganz pass cut Nebraska's lead over CU to 35-31 early in the second half and was the impetus to a 65-51 comeback win. Prior to that may have been the most spectacular of the lot: **ILB Marcus Burton** returned a pick 99 yards at Oklahoma State in 2005, preserving CU's shutout in the waning seconds of the game. Three did it in 2004: **OLB Brian Iwuh** did it off the bat when he made his first career pick and returned it 37 yards for what proved to be the winning touchdown against Colorado State in the season opener; a week later, **Joe Sanders**, plucked off a ball against Washington State and raced 51 yards for six, snapping a 3-3 deadlock in the process; then versus Texas, **CB Terrence Wheatley** plucked one off and ran 37 yards for six with his first theft. Two did it in 2001: **S Medford Moorer** picked off his first career pass and returned it 64 yards for a touchdown against Texas in the Big 12 Championship game, while **CB Donald Strickland** returned his first career pick 31 yards for a touchdown just one minute into the CSU game. Frosh redshirt **CB Phil Jackson** did it in 2000, as he returned his first career INT 28 yards for a TD against Washington. **SS Rashidi Barnes** had his first one in CU's win over CSU in 1997, returning it 26 yards for a score, rallying the Buffs into a 14-14 tie early in the second half. Barnes was the fourth Buff in a 14-game span to return a first career pick for a TD—**Marcus Washington** had a 95-yard theft for a score in the '96 Cotton Bowl against Oregon; **Vili Maumau** had a 33-yard interception for six (and a Hula dance) at Colorado State in 1996; and **Nick Ziegler** stole one for a 31-yard score against Washington in the '96 Holiday Bowl. In 1992, **Dwayne Davis** returned one 31 yards for a TD in a 21-20 win at Minnesota to start this amazing run.

➤ And two did it with their first **punt returns**: **Ben Kelly** (vs. Utah State in 1998) and **Jeremy Bloom** (vs CSU in 2002).

BUFFALO DINOSAURS

The longtime radio voice of the Buffs, **Larry Zimmer** wrapped up his career following the 2015 season, calling **486** CU games; a string of **251** in a row came to an end after he was hospitalized in October 2014 (he would miss the final six games of the season). He only missed 17 games overall; prior to the six due to illness, he had missed three bowls (two due to contracts forbidding teams to originate broadcasts), three regular season games due to travel conflicts and five road games this season; his 400th at CU was also the 1,000 of his professional career. At their current school, only Bob Robertson, Washington State (552 at the time) and Bill Hillgrove, Pittsburgh (535) had called more games than Zim, who was tied for fourth in the number of years calling major college football for the same team (42nd season) behind Robertson (49th), Hillgrove (46th) and Don Fischer, Indiana (43rd; South Carolina's Tommy Suggs was also in his 42nd year). In 2009, Zim was honored as the 15th recipient of the Chris Schenkel Award, which recognizes those who have enjoyed a long and distinguished career broadcasting college football at a single institution (he called a total of **570** college games, including 50 for Michigan and 34 for CSU).

OTHER DINOSAURS: **Jon Burianek**, who retired as senior associate AD in June 2006 and then briefly rejoined the department on a contract basis in 2013, worked **444** CU football games, including a run of **415** in a row (229 of which were at home; he's seen a total of **461** overall, working and non-working). **SID Dave Plati** has worked **439** overall, including the last **397** (dating to the '83 finale). The late **Fred Casotti**, the school's longtime SID and associate AD between 1952-87, witnessed 477 CU football games in person prior to his passing in 2001; included within that was a string of 268 in a row at one time at Folsom Field. The record by a coach is held by **Brian Cabral**, who, including his playing days (46 games), was a part of 340 CU games (the last 294 in a row); former facilities man **John Krueger** worked 325 in all (1980s to 2012). Then there are CU's "Super Twins," **Betty Hoover** and **Peggy Coppom**, who have been to all but handful of CU's home games — since 1940 (they turn 92 on Nov. 22). And the late **F.M. "Dutch" Westerberg** is the all-timer; the long-time season ticket holder saw *every* CU home game (**394** of 'em) from 1921 until 1999, when he passed away at the age of 94.

STAT CREW: **Jack Landon** (son of one-time presidential candidate Alf Landon) is in his 44th year as a member of the CU football stat crew; he joined the basketball crew in 1971 and then football two years later. Virginia did a survey on longest tenured state people, and Jack is 19th nationally.

NFL SCOUT WATCH

Colorado has 23 seniors on its 2016 roster, and if history holds, they will receive plenty of looks from scouts all around the National Football League; scouts/player personnel types pass through Boulder every season for a game and/or practice(s), with over three fourths of the league doing so on average every season. Thus far in 2016, **18** teams have scouted the Buffs in person at games: Arizona, Atlanta, Buffalo, Carolina, Chicago, Cleveland, Denver, Detroit, Jacksonville, Los Angeles, Miami, Minnesota, N.Y. Jets, Oakland, Philadelphia, Pittsburgh, San Francisco and Tennessee. Not including camps or practices, **778** scouts have attended Colorado games since 2000 (home, road and neutral sites).

PLAYING ON SUNDAY: IN-THE-PROS

There are **nine** former Colorado Buffaloes on National Football League rosters as of October 17; there were 10 on the rosters at the end of the 2015 season. Colorado has had **236** players all-time go on to make an active NFL roster and **266** all-time draft picks, which ranks as the fourth most among Pac-12 programs and the 22nd overall. CU had continually been one of the top 20 producers for the last quarter century of NFL talent and at one time in the late 1970's had the most active players (47) of any school in the nation. The last time Colorado was in the top 10 in players produced was in 2002, coming in 10th (29); nationally, CU was in the top four from 1996-99 (third in '09, fourth the other years). The active list (KEY: **Exp.**—denotes number of years in the league; **a**—active/physically unable to perform; **i**—on injured reserve; **p**—practice squad):



Player	Pos.	Team	Exp.
David Bakhtiari	OT	Green Bay Packers	3
Ken Crawley	CB	New Orleans Saints	R
Mason Crosby	PK	Green Bay Packers	9
Justin Drescher	LS	New Orleans Saints	6
i —Stephone Nembot	OT	Baltimore Ravens	R
Paul Richardson	WR	Seattle Seahawks	2
Jimmy Smith	CB	Baltimore Ravens	5
Nelson Spruce	WR	Los Angeles Rams	R
Nate Solder	OT	New England Patriots	5

Waived In Camp/In-Season*

Player	Pos.	Team	Exp.
Jered Bell	S	San Francisco 49ers	R
Jalil Brown	CB	Indianapolis Colts	5
Daniel Munyer	OG	Kansas City Chiefs	1
Christian Powell	RB	Pittsburgh Steelers	R
Will Pericak	DE	Seattle Seahawks	2

COACHES

Name	Pos.	Team	Tie To Colorado
Eric Bieniemy	RB	Kansas City	Player, 1987-90; Asst. Coach, 2000-02, '11-12
Joe Bleymaier	QC/Offense	Kansas City	QC/MacIntyre Staff, 2013-15

Tom Cable	OL/AHC	Seattle	Asst. Coach, 1998-99
Moses Cabrera	Str/Cond	New England	Asst. S&C Coach, 2010
Jim Caldwell	Head Coach	Detroit	Asst. Coach, 1982-84
Karl Dorrell	WR	N.Y. Jets	Asst. Coach, 1992-93, 95-98
Jon Embree	TE	Tampa Bay	Player '83-86/Asst. Coach '91-02 Head Coach 2011-12
James Hardy	Str/Cond Asst.	New England	Asst. S&C Coach, 2008-16
Nick Holz	QC/Offense	Oakland	Player, 2003-06
Vance Joseph	Def. Coord.	Miami	Player, 1990-94
Steve Marshall	OL	N.Y. Jets	Asst. Coach, 2000-01, 11-12
Chris Morgan	OL	Atlanta	Player, 1995-99
Robert Prince	WR	Detroit	Asst. Coach, 2010
Chris Wilson	DL	Philadelphia	Asst. Coach, 2000-04

PLAYER PERSONNEL/DEVELOPMENT

Name	Team	Tie To Colorado
Malcolm Blacken	Washington (Dir., PD)	Strength Coach, 2011-12
Jordan Dizon	Denver (Scout)	Player, 2004-07/Butkus runner-up
Dave McCloughan	Oakland (Asst., PP)	Player, 1987-90
Bob Morris	San Francisco (Scout)	Player, 1973-76
Matt Russell	Denver (Dir., PP)	Player, 1992-96/Butkus Award
Duke Tobin	Cincinnati (Dir. PP)	Player, 1992-93

CANUCKS: One former Buff is playing north of the border in the Canadian Football League. **CB Greg Henderson** is in his first year with the Montreal Alouettes (**OG Edwin Harrison** recently retired after spending six years with the Calgary Stampeders).

DAD PLAYED ON SUNDAYS: Seven players are the sons of former National Football League players: **DL Terran Hasselbach** (father Harald played with Washington and Denver); **ILB Drew Lewis/TB Troy Lewis** (father Will played with Seattle and is now the director of scouting for the Kansas City Chiefs); **OLB Derek McCartney** (father Shannon Clavelle, Green Bay); **QB Steven Montez** (father Alfred, Oakland); **CB Isaiah Oliver** (father Muhammad, five years with as many teams: Denver, Green Bay, Kansas City, Miami, Washington); and **ILB Jacob Stoltenberg** (father Bryan played with San Diego, N.Y. Giants and Carolina).

COLORADO HIGH SCHOOL COACHES: Five former Buffaloes are serving as high school head coaches in the state; the five who head prep programs: **Matt Flavin** (Buena Vista), **Phil Jackson** (Sierra), **Dave Logan** (Cherry Creek), **Vincent Smith** (Boulder) and **Scott Yates** (Kent Denver).

ALL-TIME CU PRO NOTE: How good was CU's 1994 offense? Ten of the 11 starters were drafted into the NFL (Tony Berti, Rae Carruth, Christian Fauria, Heath Irwin, Chris Naeole, Rashaan Salaam, Kordell Stewart, Bryan Stoltenberg, Derek West and Michael Westbrook), with the 11th signing as a free agent (Lepsis). All played, and three remain on NFL rosters some 11 years later. And six of the '94 defensive starters wound up playing professionally as well.

O-LINEMEN PIPELINE TO THE NFL

CU has been a solid conduit to the NFL League when it has come to offensive linemen and the research below indicates CU may very well be the place to go if an offensive lineman wants to take it to the next level. Dating back to the 1991 NFL draft, or the '87 recruiting class, 29 of 39 players who started at least two years on the Buff offensive line were either drafted or signed as free agents. The list is impressive (with three others who started just one season):

Player	Pos	Full Years As A Starter	NFL (Round or FA)	Player	Pos	Full Years As A Starter	NFL (Round or FA)
Stephane Nembot	OT	(4) 2012-15	Baltimore (FA)	Brad Bedell	G	(2) 1998-99	Cleveland (6)
Daniel Munyer	C/G	(3) 2012-14	Kansas City (FA)	Shane Cook	T	(2) 1998-99	New Orleans (FA)
David Bakhtiari	T	(3) 2010-12	Green Bay (4)	Ryan Johanningmeier	G/T	(3) 1997-98-99	Atlanta (FA)
Ryan Miller	G	(5) 2007-11	Cleveland (5)	Melvin Thomas	G/T	(3) 1995-96-97	Philadelphia (7)
Nate Solder	T	(3) 2008-10	New England (1)	Chris Naeole	G	(3) 1994-95-96	New Orleans (1)
Daniel Sanders	G/C	(3) 2006-08	St. Louis (FA)	Heath Irwin	G	(3) 1993-94-95	New England (4)
Edwin Harrison	G/T	(3) 2005-07	Kansas City (FA)	Bryan Stoltenberg	C	(4) 1992-93-94-95	San Diego (6)
Tyler Polumbus	T	(3) 2005-07	Denver (FA)	Derek West	T	(3) 1992-93-94	Indianapolis (5)
Brian Daniels	G	(4) 2003-06	Minnesota (FA)	Tony Berti	T	(2) 1993-94	San Diego (6)
Mark Fenton	C	(3) 2004-06	Denver (FA)	Jay Leeuwenburg	C	(3) 1989-90-91	Kansas City (9)
Clint O'Neal	T	(2) 2004-05	Washington (FA)	Mark VanderPoel	T	(3) 1988-89-90	Indianapolis (4)
Sam Wilder	T	(2) 2003-04	Dallas (FA)	Joe Garten	G	(4) 1987-88-89-90	Green Bay (6)
Marwan Hage	G/C	(3) 2001-02-03	Jacksonville (FA)	One-Year Starters:			
Wayne Lucier	G/C	(2) 2001-02	N.Y. Giants (7)	Tom Ashworth	T	(1) 2000	New England (FA)
Justin Bates	T/G	(3) 2000-01-02	Dallas (7)	Ben Nichols	G	(1) 1998	Atlanta (FA)
Andre Gurode	G/C	(3) 1999-00-01	Dallas (2)	Ariel Solomon	T	(1) 1990	Pittsburgh (10)
Victor Rogers	T	(3) 1999-00-01	Detroit (7)				

A LONG LINE OF WALK-ONS HAVE RISEN TO FIRST-TEAM AT COLORADO

After the NCAA reduced the number of scholarships from 95 to 85 (completed in 1992), more and more players have had to make their bones starting as walk-ons. Here's a short list (37 count) of some of the standout former and current walk-ons who rose to first-team status at Colorado:

Player	Pos	First Season	Letters	Notes
Willie Beebe	FB	1978	4L	Solid blocker who scored nine career touchdowns as a bruiser near the goal line
Kyle Rappold	NT	1985	3L	Known as the "trash compactor" for his stature, the Fort Lewis transfer clogged the run
Jeff Campbell	WR/KR	1986	4L	Earned scholarship second day of freshman camp; played five years in the NFL
Ken Culbertson	PK	1986	3L	Scored 98 points in CU's 11-0 run in '89 season, making 59-59 PAT and 11-17 FG
David Gibbs	CB	1986	4L	Solid corner and special teams performer, now coaching with NFL Kansas City Chiefs
Mark Henry	WR	1987	3L	Big play guy with 18 career catches for 416 yards, or 23.1 per catch
Robbie James	WR	1987	1L	Threw TD pass on third down FG fake at Oklahoma State to lead CU to 16-12 win in 1991
Charles Johnson	QB	1987	2L	Often subbed for an injured Darian Hagan, earning Orange Bowl MVP honors in '91 vs. Notre Dame
Erik Norgard	C	1987	2L	Walked on in the spring after transferring from Western Washington; All-Big 8 as a senior
Chris O'Donnell	LB/SN	1987	4L	Solid as a rock at long snapper on special teams all four years
Keith Miller	FB	1992	2L	From tiny Ovid, Colo., he was a solid blocking back. Now an opera singer with the MET.
Ryan Black	SS	1993	4L	Led team in tackles as a junior in 1996 with 154 (78 solo)
Ryan Sutter	FS	1993	3L	CU's all-time special team points leader, led Buffs in tackles (170, 98 solo) in 1997
Neil Voskeritchian	PK	1993	2L	Won the starting placekicker job in 1994, finished career ninth in scoring at CU (161 points)
Nick Pietsch	P	1996	4L	Led CU in punting in 1997-98-99, finished with a career average of 39.9
Beau Williams	TE	1998	2L	Primarily a blocking tight end, played a big role on CU's 2001 Big 12 title team
D.J. Hackett	WR	2001	2L	Walked on after CS-Northridge dropped football; led CU in receiving in '03, four-year NFL veteran
Tom Hubbard	FS	2001	2L	Defensive MVP of the 2004 Houston Bowl with two interceptions
Evan Judge	WR	2001	4L	Caught 69 balls for 903 yards to finish in top 20 in receiving yards
John Torp	P	2001	3L	Finished second for the '05 Ray Guy Award; set a school records with 205 punts, 65 inside the 20
Paul Creighton	TE	2002	4L	Also saw action at FB, he primarily was a
Greg Pace	SN	2002	4L	Took over all special team snapping chores early as a freshman and handled through senior year
Joel Klatt	QB	2003	3L	Former infielder in Padres organization went on to set 44 CU passing and total offense records
Cody Crawford	WR	2004	3L	Has cracked the school's all-time lists in catches and yards
Jeff Smart	ILB	2005	4L	Earned a scholarship 3 games into the 2007 season, first LB to do so under Cabral; second most tackles by a WO
Scotty McKnight	WR	2006	4L	First freshman WR to ever lead CU in receiving (43-488, 4 TD), finished first in career receptions and third in yards
Aric Goodman	PK	2008	3L	In his first season, he was awarded a scholarship after making the game-winning FG versus West Virginia
Jason Espinoza	WR	2008	3L	Suffered two breaks to his collarbone in '08, playing briefly in-between; co-first team WR in '09
Dustin Ebner	WR	2009	3L	Primarily on special teams until his senior year, when he became a regular in the rotation and caught his first TD pass
Keenan Stevens	C	2009	2L	Pressed into duty in the season opener due to injury, he soon became a fixture and started 10 games
Alex Wood	FB	2009	2L	Hybrid tight end/fullback worked exceptionally hard and became the first player from Steamboat to start in decades.
Scott Fernandez	TE	2010	2L	Ascended to the top of the depth chart his senior year ('13); first career catch was fifth longest (71 yards vs. UA).
Travis Sandersfeld	DB (N)	2010	4L	One of the CU's top perennial special teams performers, he emerged as the starting nickel back for 5 games in 2010
David Goldberg	DE	2011	3L	Coaches cited how hard he worked daily in practice and assumed a starting spot midway through his senior year
Darragh O'Neill	P	2011	4L	Had more punts (74) than any other freshman at CU, with his 42.3 average second best by a frosh in the NCAA
Ryan Moeller	FS	2013	2L	Starred at Rifle HS in the middle of the Colorado Rockies, top special teams performer and had 14 UT in first start
Colin Johnson	H	2015	1L	He earned the holder position in spring drills

THE VERTICAL GAME ... RETURNING?

CU, as in the case with most teams, often is most dangerous on offense when the unit can strike for the big play both via the rush and pass. Colorado had 50 "explosion" plays in 2015, or ones that gained 20 or more yards; that's the most by a CU team since 2011. Here's a look at CU's 20-plus plays in recent memory, going back to 1994, when CU had a high of 76 plays over 20-yards, almost equal in nature (37 rush, 39 pass):

Season	Total	Rush	Pass	Season	Total	Rush	Pass	Season	Total	Rush	Pass	Season	Total	Rush	Pass	Season	Total	Rush	Pass
1994	76	37	39	1999	57	12	45	2004	48	13	35	2009	44	7	37	2014	48	12	36
1995	61	11	50	2000	38	8	30	2005	54	16	38	2010	43	11	32	2015	50	15	35
1996	64	12	52	2001	58	21	37	2006	35	18	17	2011	56	14	42	2016	36	9	27
1997	46	9	37	2002	58	35	23	2007	58	18	40	2012	36	9	27				
1998	40	11	29	2003	47	5	42	2008	40	8	32	2013	42	5	37				

99 IS SO NICE

Colorado scored for the seventh time in its history on a 99-yard drive to close out the scoring in the 2015 Arizona State game. **TB Christian Powell** started it with a 42-yard burst from the CU 1, and a Sefo Liufau-to-Nelson Spruce touchdown pass covering 31 yards ended the seven play march over a gassed ASU defense. CU covered the 99 yards in the third fewest plays of the seven, and it was just the second to occur in Boulder:

99—vs. Northwestern at Evanston, Sept. 29, 1951 (6 plays)
 99—vs. Miami, Fla., at Miami, Oct. 13, 1961 (21 plays)
 99—vs. Iowa State in Boulder, Oct. 29, 1988 (8 plays)

99—vs. Oklahoma at Norman, Oct. 19, 1991 (8 plays)
 99—vs. Oklahoma at Norman, Oct. 19, 1991 (14 plays)
 99—vs. Oklahoma State at Stillwater, Oct. 27, 2001 (5 plays)

99—vs. Arizona State in Boulder, Sept. 13, 2014 (7 plays)

AROUND THE NATION

Colorado has traditionally stocked its rosters primarily with players from three states: Colorado, California and Texas (74 percent of the entire roster—active, those reporting the first day of class and inactive—as of August 5: 86 of 116 players—includes others reporting later this summer). The roll call of state producers for the Buffaloes: California **42**, Colorado **35**, Texas **9**, Arizona **5**, Georgia **5**, Washington **4**, Florida **3**, Utah **3**, Hawai'i **2**, Arkansas **1**, Idaho **1**, New Jersey **1**, Oklahoma **1**, Oregon **1**, Pennsylvania **1**, Wisconsin **1**. That's **16** states total along **MEXICO** (1) that has produced the make-up of this year's team.

➔ **AROUND THE WORLD:** Four Buffaloes were born outside of the United States: **OL Mo Bandi** (India), **PK Diego Gonzalez** (Monterrey, Mexico), **OL Jonathan Huckins** (London, England), **C Alex Kelley** (Madrid, Spain; his parents were living there working as missionaries).

STAT SHOTS

Here are some interesting statistical bullets about Colorado football:

- ➔ **30+.** In its history, Colorado is **313-23-1** when scoring 30 or more points (**5-0** in 2016), along with records of **225-8** with 35-plus points and **208-6** with 36-plus, **185-4** with 38-plus and **118-2** with 43 or more tallies. The six losses with 35 more points came to Air Force (58-35 in 1968), Oklahoma (82-42 in 1980), Stanford (41-37 in 1993), Toledo (54-38 in 2009), Kansas (52-45 in 2010), Utah (42-35 in 2012) and California (59-56 in 20T in 2014). CU has played **1,218** games in its history, registering point totals of every number between 0 and 70 except 1 (duh!) and 68, and has hit 75 and 109 above that mark.
- ➔ Colorado is **110-106-3** in its last **219** league games: within this record is a 25-game span in which CU did not lose a conference game, the fourth longest streak all-time in the Big Eight (1958-1995). Colorado was 23-0-2 during that run. Colorado, however, is **8-41** as a member of the Pac-12.
- ➔ **30 points / 3 TDs.** Colorado has scored 30 or more points in **139** of its last **328** games, posting a **120-18-1** record; the Buffs have scored at least three touchdowns in **217** of these games dating to the start of 1989; in this time frame, CU is **24-95-2** when held to two or fewer touchdowns.
- ➔ For years, the mark of a strong CU team was that the Buffaloes routinely averaged six or more yards on first down. But the last time the Buffs averaged six or more for a season was in 2001, their Big 12 Championship year. Colorado did it six times between 1989 and 1997, including a team record best of 7.2 in both 1989 and 1994.
 - ➔ Since 1966, CU has averaged less than 4.3 just seven times (last in 2012) and less than 4.1 once—3.5 in 1979. In 2012, the Buffs averaged 4.25 yards on first down, their lowest number since that 3.5 figure in 1979.
 - ➔ In 2013, the Buffs enjoyed their best season on first down in years: CU averaged 5.83 for the season overall, their best since 2001 (6.7). In 2014, the average was 5.36 and last year climbed back to 5.76.
 - ➔ In 2016, the Buffs are averaging 7.09 per first down play (250 of them); CU hasn't average seven or more yards since 7.2 in 1994.
- ➔ Dating back to the fifth game of the 1999 season, an OT win over Missouri, the Buffs have 57 scores by return, or non-offensive scores, in the last 17 seasons (highs of eight in 1999 and 2002). Since the '95 opener and including postseason, CU has 76 scores by return in 262 games (69 regular season, seven bowl). *Nine in the MacIntyre Era (5 in 2013, 2 in 2015, 2 in 2016).*
- ➔ **200/200.** Colorado has accomplished the 200 "double-double," that is 200 yards both rushing and passing 45 times in the last 289 games, dating to 1993), having accomplished it eight times under MacIntyre. CU averaged over 200 in each for the season in 1993, 1994 and in 2001 (and is threatening to do it a fourth this year. The Buffs are 45-6 since 1981 when they have reached the 200 plateaus in both and 53-9 overall. *Prior to '93, CU had accomplished the feat only 19 times in its first 929 games in its history.*
- ➔ **600+.** Colorado is **16-1** all-time in games when it has gained 600 or more yards on offense; the first loss was last year when the Buffs had 630 in the 59-56 double overtime loss at California on Sept. 27, 2014. CU was **1-0** in 2015 after rolling up 636 against Nicholls State.
- ➔ **Grass.** Colorado is **83-91** in its last 174 games on grass, including a **53-53** mark at home, dating back to the 1999 season when Folsom Field converted back to grass (**4-1** on grass this season).
- ➔ **Artificial Turf.** Colorado is **97-59-3** in its last 159 games on non-grass fields dating back to 1989, including a **63-43-3** mark in conference games. CU is **1-1** this year (and **4-9** under MacIntyre).
- ➔ The Buffs have been a bit of an enigma on **third down** defensively dating back to 2003. That year, while opponents converted at an ordinary 34.6 percent clip (56-of-162), it's what they accomplished on the ones they made, gaining 966 yards on those 56 makes, or an average of 17.3 per play; otherwise, CU allowed just 61 yards on the other 106 plays, or just 0.6 per.
- In 2004, that number was 14.1 in 2005, 10.2; in 2006, 12.0; in 2007, 14.0; in 2008, 9.7 (the only time under 10 in this span); in 2009, 15.7; in 2010, 12.3; in 2011, 13.7; in 2012, 12.3; in 2013, 11.2.
- ➔ In 2014, CU allowed just 15 plays of 20 yards or more on third down: opponents overall gained 949 yards on 70 makes (13.6 per) and had a net 82 yards on the other 105 plays (0.78).
- ➔ Last year, CU allowed 17 plays of 20 yards or more on third down; opponents gained 1,122 yards on 87 makes (12.9), but on the 119 misses, have just 45 total yards (0.38 per).
- ➔ **No Turns or Sacks.** Dating back to 1972, Colorado is **17-2** in games when not allowing a sack or committing a turnover, winning twice this season, in back-to-back games against Massachusetts and Colorado State, the first time it has happened in back-to-back games. It now marks three times under MacIntyre (including the 2014 CSU game); previous to that was against Cal in 2011 (both were losses). The last win previously had come against Nebraska in 2007 (65-51). In these 19 games, the Buffs have outscored the opponent by 772-395, with only four games decided by less than 17 points.
- ➔ **Turnover Free.** Colorado has played 77 turnover-free games dating back to the 1946 season, owning a record of **51-22-4** in those games (**2-1** in bowls). Under MacIntyre, CU is **5-3** in miscue-free contests.
- ➔ Opponents have made **164-of-205** field goals dating back to 2006 (80.0 percent), including **7-of-9** this year and **71-of-82** (86.6) dating back to the 2012 opener. The high percentage might be a byproduct of CU's defensive success at times inside its own 25, as the foe is **117-of-131** (89.4) on kicks inside 40 yards. In the same span, CU is **137-of-212** (64.6).
- ➔ Between 2010 and 2013, opponents had 279 plays of 20 yards or more, earning a combined 8,651 yards (31.0 yards per); the average annually has always hovered around 30 yards, which makes sense since the cutoff is all plays of 20 yards or longer. But it's the count that's the concern: in 2008, opponents had just 44 plays of 20-plus, followed by 53 (2009) and 50 (2010); those counts ballooned to 75 in 2011, 81 in 2012 and to 73 in 2013.
 - ➔ In 2013, opponents had 73 plays of 20 yards or more (out of 924), netting 2,316 yards (31.7 per) and 41.2 percent of the total yards (5,616); 7.9 percent of opponent plays were of the 20+ variety.
 - ➔ In 2014, opponents had 72 plays that gained 20 or more yards (8.5 percent of the 845 overall), with those collectively gaining 2,456 yards (1,472 pass/984 rush, 34.1 per).
 - ➔ In 2015, the number was a bit reduced: opponents had 65 plays over 20 yards, totaling 2,242 yards (still 34.5 per).
- ➔ The Buffs averaged 439.2 yards per game in 2014, in part thanks to a school record eight games in a row with 400 or more, with an average 284.6 yards through the air. Colorado has averaged 400 or more yards per game over the course of an entire season just 14 times, before 2014 last doing so in 2001 (434.4), with the school record of 495.3 set during the 1994 season; CU gained 400-plus yards in nine of 11 regular season games that year. The Buffaloes have averaged over 300 yards passing in a season just once — 303.5 — in 1996, and came close the year before (297.2) and in 1992 (297.4); otherwise, CU has thrown for 250 or more per game just three times including 2014.
 - ➔ In 2016, CU is looking to rewrite or add to the above, averaging 515.3 yards per outing and 300.4 through the air after seven games.
- ➔ Colorado rarely folds when the opponent is faced with a 3rd-and-20 or longer. Since Miami, Fla., converted on a 3rd-and-20 in its 35-29 win in Boulder in 1993, opponents are just **5-of-123** on 3rd-and-20 or more. The Buff defense had stopped the opponent 51 straight times until UCLA converted a 3rd-and-30 in 2003, and then 30 straight times before KU made good in '09; Stanford is the last to do it (2011; the opponent is now **0-of-22** since). The CU offense is **11-of-132** when it's faced with 3rd-and-20 plus in the same span.
- ➔ CU has scored in 23 of 28 quarters in 2016 (38 of 52 in 2015), and in 130 of 176 under MacIntyre (73 percent).

TRENDS

1985-2016

Since 1985, when the Buffs returned to their traditional winning ways after six frustrating years, Colorado is **208-173-4**; in these 385 games spanning the last 31-plus seasons, CU has posted the following records (including bowls):

◆ with 400-plus yards total offense	123-35-2	◆ when holding opponent under 300 yards total offense	98-20-1
◆ with 500-plus yards total offense	62-10-0	◆ when leading at halftime	165-32-2
◆ when converting 50 percent or better on 3rd down	84-13-1	◆ when leading after three quarters	170-24-3
◆ when punting three or fewer times	71-26-1	◆ when scoring 24 or more points	171-43-2
◆ with zero turnovers (155-71-2 with two or fewer)	41-19-2	◆ when held to 13 points or less	3-59-0
◆ when holding opponent to 17 points or less	121-19-1	◆ when not committing a turnover or allowing a sack	17- 2-0
◆ when holding opponent under 100 yards rushing	104-14-1	◆ when holding edge in 1st downs & possession time	119-36-2

TRENDS II

1989-2016

Since 1989, when the Buffs became a regular in the national rankings for the next 16 seasons, Colorado has posted an overall record at **181-154-4**. Here are some trends during this time frame (339 games over the last 27-plus seasons, including bowls):

➤ when running more plays than the opponent	104-63-3	➤ when rushing for 200-plus yards	91-10-1
➤ with 400-plus yards total offense (57-10 with 500-plus)	109-35-2	➤ when rushing for 250-plus yards	62- 2-1
➤ when scoring 30 or more points	120-18-1	➤ when rushing for 300-plus yards	34- 0-1
➤ when leading in possession time (57-94-1 when not)	124-60-3	➤ when rushing and passing for at least 200 yards	43- 6-0
➤ when making 20-plus first downs	117-58-1	➤ when passing for 200-plus yards	102-83-2
➤ when converting 50 percent or better on 3rd down	70-11-1	➤ when passing for 300-plus yards (11-3-1 400-plus)	33-27-1
➤ when scoring first	114-42-1	➤ when passing for more yards than rushing	92-129-2
➤ with zero turnovers (138-95-2 with two or fewer)	35-18-2	➤ when holding edge in 1st downs & possession time	102-36-2
➤ when holding opponent to 17 points or less	96-13-1	➤ when holding edge in field position	132-40-1
➤ when holding opponent under 100 yards rushing	88-14-1	➤ when not committing a turnover or allowing a sack	16- 2-0
➤ when holding opponent under 300 yards total offense	76-15-1	➤ when out-rushing the opponent	146-21-3
➤ when average field position is CU 30+ (27-3 40+)	125-58-2	➤ when owning the edge in return yards	126-54-2
➤ when play selection is 50 percent rushing calls	147-48-2		

TRENDS III

MacINTYRE ERA (2013-PRESENT)

Mike MacIntyre took over the Buffalo program in 2013; here are some numbers through 44 games (**15-29** record):

Category		Category	
➤ when scoring 20 or more points (1-11 when not)	14-18	➤ when leading after three (1-25 trailing, 3-1 tied)	11- 3
➤ when scoring 30 or more points	12- 6	➤ when holding opponent under 70 plays	8- 8
➤ when scoring 40 or more points	11- 1	➤ when holding opponent under 100 yards rushing	4- 0
➤ when scoring 50 or more points	1- 1	➤ when holding opponent under 300 yards offense	8- 0
➤ when holding opponent to 17 points or less	9- 0	➤ when rushing for 200-plus yards	8- 4
➤ in games decided by 7 points or less	4-10	➤ when rushing for 250-plus yards (1-0 300-plus)	6- 0
➤ with two or fewer turnovers (5-3 with zero)	14-19	➤ when rushing for more yards than passing	6- 4
➤ when turnover margin was plus or even	13-11	➤ with a 100-yard rusher	5- 4
➤ when not throwing an interception or allowing a sack	4- 1	➤ when rushing and passing for at least 200 yards	6- 3
➤ when scoring first (3-21 when not)	12- 8	➤ when passing for 200-plus yards	12-20
➤ when running 90 or more plays	1- 6	➤ with 400-plus yards total offense	13-10
➤ when leading at halftime	11- 6	➤ with 500-plus yards total offense (1-1 with 600-plus)	8- 4
➤ when trailing at halftime (2-2 when tied)	2-21		

TURNOVERS ARE INDEED COSTLY

Most head coaches believe that when it comes to turnovers, they are one of the single most important factors in winning or losing ball games. Statistics back up the argument, as the below shows that it is definitely better to take than to give over the last 28 seasons. A closer look:

	Turnovers Committed	Turnovers Forced	+/-	Scoring Off Turnovers PF	PA	+/-
181 WINS	289	440	+ 151	1,439	627	+812
MacINTYRE ERA (15 WINS)	16	30	+14	99	62	+ 37
153 LOSSES (& 4 TIES)	368	238	- 130	561	1309	- 748
MacINTYRE ERA (29 LOSSES)	58	38	-20	80	252	- 172
28-SEASON TOTALS (338 Games)	657	678	+ 21	2,000	1,936	+ 64
MacINTYRE ERA (45 GAMES)	74	68	- 6	179	314	- 135

POST BYE WEEKS

Colorado is **25-21** in games following a bye week since 1948, when the Buffaloes joined the Big Seven Conference; CU stopped playing Denver in an annual Thanksgiving game that year and byes became much rarer. In fact, the Buffs had just five bye weeks between 1948 and 1984 (going 3-2; one was created in 1963 after the assassination of JFK). Since 1985, CU has had at least one bye in 27 of 29 seasons, with two weeks off 11 of those years and one season with three idle Saturdays (2001, due to the Sept. 11 terrorist attacks). CU is **22-19** in games following byes dating back to 1985, which includes an **0-4** mark as a member of the Pac-12 Conference (losing to Arizona State in 2012, at Oregon State in 2013 and at USC last year). CU has no bye weeks in 2015.

2016 ANNIVERSARIES

The annual listing of what happened years ago, or anniversaries of 5, 10 and 25-year increments:

- 1891** (Nov. 26) After going 0-4 in its first season of intercollegiate football the previous year, and dropping the first four games in '91, Colorado earns its first-ever win in the sport with a 24-4 win on the road against the Colorado Springs Athletic Association.
- 1896** Colorado records its first undefeated season with a 5-0-0 mark, outscoring the five opponents 161-6.
- 1901** After a one-year absence, Fred Folsom returns for his second of three stints as CU head coach, piloting the Buffs to a 5-1-1 mark.
- 1906** Colorado posts perhaps its weirdest record in its football history: 2-3-4, the four ties all of the scoreless variety. CU scored just 28 points but allowed only 32.
- 1911** The 105th anniversary of the third of three 6-0 teams in a row while establishing the school's all-time winning streak of 21 games between 1908 and 1912. Colorado outcores the six opponents 88-5, allowing one field goal on defense and a safety for the only points.
- 1916** The first year of the post-Fred Folsom Era, as CU's legendary coach retired following the 1915 season; Bob Evans takes over but the Silver & Gold go 1-5-1.
- 1921** (Oct. 29) CU travels its furthest east for a football game, some 926 miles, but lose 35-0 at the University of Chicago, then a powerhouse in college football; the only longer trip at the time in program history was a 1915 game against Washington in Seattle, 999 miles from the CU campus. Trains took CU to both locales.
- 1926** CU opens the year with four straight home games, only done three times since (1937, 1943 and 1978 – in all of which the first five were at Folsom Field).
- 1931** (Nov. 26) Colorado defeats Arizona in Tucson, 27-7, on Thanksgiving, the last time (and of three total) Thanksgiving Day games CU has played out of the state.
- 1936** (Nov. 7) **Byron White** sets a school record by scoring 25 points (4 TD, 1 PAT) in a 31-7 win at Utah. White sets up his All-America season the following year by rushing for 643 yards with 1,339 all-purpose yards and 10 touchdowns.
- 1946** Jim Yeager reassumes head coaching position after serving in World War II for two years. An Oct. 12 win at Wyoming (20-0) was played in a blizzard.
- 1951** (Nov. 17) Colorado drills Nebraska in Lincoln, 36-14, in the program's first-ever televised game. **Bill Stern** (play-by-play) and **Ray Michael** (commentary) call the game, produced independently and aired regionally on NBC.
- 1956** (Nov. 4) After giving Oklahoma fits most of the decade, the Sooners roll into Boulder ranked No. 1 in the nation, CU's first-ever against the No. 1 team, and it appears the Buffaloes might finally break through. CU builds a 19-6 halftime lead, only to see OU rally with 21 second half points for a 27-19 win. The Buffs go on to finish 4-1-1 in the Big 7, earning the invitation to the Orange Bowl where CU beat Clemson, 27-21, for the first bowl win in school history.
- 1961** Colorado won its first Big 8 Conference championship, its first league title since 1942 (when it shared the Mountain States crown). The two biggest wins were a 20-19 win over Kansas (after trailing 19-0 early in the fourth quarter), and a 7-6 win over No. 10 Missouri. A 7-0 win at Nebraska remains to this day one of the school's all-time defensive gems: the Buffs held Nebraska to 31 total yards and zero first downs. CU reached No. 6 in the polls but lost to No. 4 LSU in the Orange Bowl, 25-7. **Joe Romig** is named an All-American for the second straight year and earns the Rhodes Scholarship.
- 1966** Colorado finished second in the Big 8 Conference race with a 5-2 mark (7-3 overall), the two league setbacks by a combined three points, 11-10 at Oklahoma State and 21-19 against Nebraska. After losing 24-3 to open the season at No. 20 Miami, the Buffaloes bounce back and win at No. 10 Baylor, 13-7, in a game where CU was on a mission to win after its black players were subject to racist taunts, including on a pregame radio show piped into the team locker room.
- 1971** Artificial surfacing makes its debut in Boulder on Sept. 18 versus Wyoming, as an AstroTurf carpet blanketed Folsom Field; fittingly, it snowed two feet that day and likely prevented cancellation of the game. CU's stunning road upsets of No. 9 Louisiana State and No. 6 Ohio State paved the way for a 10-2 season, as the Big 8 owned the top three spots in the final Associated Press poll after the bowls. With Nebraska (#1), Oklahoma (#2) and Colorado (#3), it was the first and to date only time in history one conference has occupied all top three positions at the end of the year. **Charlie Davis** rushes for a then-record 1,386 yards for the season, including a still-record 342 against Oklahoma State on Nov. 13, while **Cliff Branch** returns an NCAA record four punts for touchdowns. CU caps its first 10-win season with a 29-17 win over No. 15 Houston in the Astro-Bluebonnet Bowl.
- 1976** It's the 40th anniversary of Colorado's second Big 8 Conference title with a 5-2 league record; the Buffs were tied with Oklahoma and Oklahoma State, but CU earned the title via tiebreaker by virtue of its wins over the Sooners (42-31) and Cowboys (20-10). Nine players off the '76 team would be selected in the following spring's NFL Draft, including five in the second round in an 18-pick span between Nos. 35 and 52.
- 1981** The Buffs were 3-8, winning their season opener (45-27 over Texas Tech), homecoming (11-10 over Oklahoma State) and season finale (24-21 against Kansas State). Coach **Chuck Fairbanks** would resign the following June 1 to take a similar job with the New Jersey Generals of the fledgling USFL.
- 1986** Fresh off a season where CU won the NCAA Most Improved Team Award (+5½ games over a 1-10 record in 1984), the Buffaloes open up a disappointing 0-4, the last three of those losses by a combined eight points. CU rallies to win its next five, including a 20-10 win over No. 3 Nebraska which many refer to as the "Turning Point" in the Coach **Bill McCartney** Era. That run set up a battle for first place in the Big 8 and the Orange Bowl berth that went with it against Oklahoma on Nov. 15. But the Sooners end the dream with a 28-0 win in Boulder, in a game where OU did not attempt a single pass.
- 1991** Colorado ties for a third straight Big 8 title with a 6-0-1 mark, as a Nov. 2 tie with Nebraska (19-19) ends a 19-game winning streak in conference play, dating back to the '88 finale. **Lamont Warren** rushes for 830 yards, to this day a single-season best by a CU freshman, and in one of the most daring personnel moves since the days of platoon football, coach **Bill McCartney** plays his starting quarterback, senior **Darian Hagan**, as the team's top punt returner so he can better showcase his talents for professional football.
- 1996** A 33-21 win over Washington gives CU a 10-2 record, its third consecutive 10-win season for the first time in school history. It was also the inaugural season of the Big 12 Conference, and Colorado won its first league game, 24-10, at Texas A&M in a game where the Buffs had the quickest score from scrimmage in their history: after **Ryan Sutter** recovered an A&M fumble on the opening kickoff, **Rae Carruth** scored on a 28-yard end around just 13 seconds into the game. **Koy Detmer** set a school record with 3,156 passing yards, and the 20-4 start over his first two seasons as a college coach by **Rick Neuheisel** ranks as one of the top 5 all-time in NCAA history.
- 2001** A Sept. 15 game at Washington State was cancelled due to the Sept. 11 terrorist attacks on the east coast. CU plays in its first Big 12 Championship game and wins the title with a 39-37 win over Texas in basically a road win at Irving; a 62-36 win over Nebraska the previous week gave the Buffs their first North Division title, as **Chris Brown** rushed for 198 yards and a school-record six touchdowns. **Daniel Graham** wins the John Mackey Award as the nation's top tight end, and is named the school's sixth unanimous All-American. No. 2 Colorado plays in its first (and only) BCS game, but loses to No. 3 Oregon 38-16 in the Fiesta Bowl.
- 2006** **Dan Hawkins** named 23rd full-time head coach at Colorado; **PK Mason Crosby** repeated as first-team All-American, as he was the first placekicker at CU to earn the honor even one time.
- 2011** Colorado officially becomes a member of the Pac-12 Conference, joining along with Utah what was previously known as the Pacific-10; both became members on July 1, 2011. CU wins league titles in men's and women's cross country and claims the postseason men's basketball championship by winning four games in as many days.

COLORADO BY THE NUMBERS ALL-TIME HISTORIC

- 6-7** Colorado's record in overtime games (**0-0** this year).
- 8** The number of Buffaloes enshrined in the College Football Hall of Fame (six players: Byron White, Joe Romig, Dick Anderson, Bobby Anderson, Alfred Williams, John Wooten, Herb Orvis (to be inducted this December); and one coach: Bill McCartney)
- 16** The number of career interceptions by CU's all-time leader, **S John Stearns** (1970-72).
- 17-2** Colorado's record in games since 1972 when not committing a turnover or allowing a quarterback sack (**1-0** this year).
- 28-10** Colorado's record in games in its history when it has had a 100-yard rusher and a 100-yard receiver in the same game.
- 28** The number of national championships CU has won in its athletic history: 20 skiing, 7 cross country (5 men's/2 women's), 1 football.
- 30** The number of tackles by **LB Jeff Geiser** against Kansas State on Nov. 24, 1973, CU's single game record (5 solo, 25 assists).
- 30** The number of states CU has played a football game in with the most recent addition of Massachusetts in 2014
- 35** The number of career quarterback sacks by CU's all-time leader, **OLB Alfred Williams** (1987-90).
- 42-30** Colorado's all-time record in games decided by one (27-17) or two (15-13) points.
- 53** The number of all-time players who have rushed for 1,000 or more yards in a CU uniform (seventh in the NCAA).
- 52-19** Colorado's record in games against unranked teams in the month of November, dating back to 1989.
- 60** The length of the school record field goal **PK Mason Crosby** made against Iowa State in 2004.
- 62-36** The final score of CU's 2001 win over BCS No. 1 Nebraska, which earned the Buffs the Big 12 North title.
- 64** The length of the pass from **QB Kordell Stewart** to **WR Michael Westbrook** (via **WR Blake Anderson** tip), known as "The Catch" at Michigan.
- 66** The number of wins Colorado has over teams ranked in the Associated Press weekly polls (23rd most all-time; **43** since 1989, 18th most).
- 67** The length of **TB Charlie Davis'** TD run against Oklahoma State on Nov. 13, 1971, one that put him over the 1,000-yard mark for the season.
- 67** The length of **TB Rashaan Salaam's** TD run against Iowa State on Nov. 19, 1994, one that put him over the 2,000-yard mark for the season.
- 72** The number of yards that 64-yard pass was in the air, thrown from the CU 32 to four yards deep in the end zone to rally CU to a 27-26 win.
- 78-15-4** Colorado's record in games from 1989-96, the nation's fourth best overall record in the nation during that time frame.
- 93** The number of wins by Bill McCartney, CU's all-time winningest coach (93-55-5, 1982-94).
- 198, 6** The number of rushing yards and touchdowns, respectively, by **TB Chris Brown** against Nebraska on Nov. 23, 2001 in CU's 62-36 win.
- 225-8** Colorado's all-time record in games when it has scored 35 or more points (**313-22-1** with 30 or more points, with **119-2** with 43 or more).
- 237** The number of players from CU who have played in the National Football League, a top 20 figure nationally.
- 242** The number of consecutive games Colorado scored in between 1988 and 2008, the ninth-longest all-time in Division I football.
- 244** The number of national or regional regular season games CU has had on television since 1990, one of the top 10 figures in the nation.
- 284** The number of receiving yards by **WR Paul Richardson** (vs. California, Sept. 10, 2011), breaking the old mark of **222** first set by **WR Walter Stanley** (vs. Texas Tech, Sept. 12, 1981) and then matched by **WR Rae Carruth** (at Missouri, Nov. 2, 1996).
- 293** The number of times Colorado has been ranked in the Associated Press weekly poll (23rd most all-time).
- 294** The number of career receptions by CU's all-time reception leader, **WR Nelson Spruce** (2012-15).
- 306** The number of wins Colorado has at Folsom Field since it opened on Oct. 1, 1924 (299-158-10).
- 307** The number of career points by CU's all-time scoring leader, **PK Mason Crosby** (2003-06).
- 342** The number of rushing yards by **TB Charlie Davis** against Oklahoma State on Nov. 13, 1971, CU's single-game rushing record.
- 362** The number of all-purpose yards by **TB Rashaan Salaam** at Texas on Oct. 1, 1994, CU's single-game record (317 rushing, 45 receiving).
- 398** The number of home wins Colorado has in its history (combined between campus fields, Gamble Field and Folsom Field).
- 465** The number of passing yards by **QB Mike Moschetti** against San Jose State on Sept. 11, 1999, CU's single-game passing record.
- 486** The number of games announcer **Larry Zimmer** called on the radio for the Buffaloes, the most by anyone in CU history (retired after 2015).
- 493** The number of career tackles by CU's all-time leading tackler, **ILB Barry Remington** (1982-86).
- 533** The number of passing yards against Northeast Louisiana on Sept. 16, 1995, CU's single-game record.
- 551** The number of rushing yards at Arizona on Oct. 11, 1958, CU's single-game record.
- 690** The number of wins Colorado has in its history (25th most all-time).
- 767** The number of yards of total offense against San Jose State on Sept. 11, 1999, CU's single-game record.
- 1,149** The number of receiving yards by **WR Charles Johnson** in 1992, CU's single-season record.
- 1,218** The number of games Colorado has played in its history (127th season of intercollegiate football).
- 2,055** The number of rushing yards **TB Rashaan Salaam** had in 1994 (the fourth at the time with a 2,000-yard season), on his way to the Heisman.
- 3,156** The number of passing yards by **QB Koy Detmer** in 1996, CU's single-season record.
- 3,347** The number of career yards by CU's all-time receiving leader, **WR Nelson Spruce** (2012-15).
- 3,940** The number of career yards by CU's all-time rushing leader, **TB Eric Bieniemy** (1987-90).
- 5,345** The elevation in feet of CU's Folsom Field (field level), the third highest stadium elevation in the FBS (behind Wyoming and Air Force).
- 8,441** The number of career passing yards by CU's all-time passing leader, **QB Sefo Liufau** (2013-16).
- 9,050** The number of career yards by CU's all-time total offense leader, **QB Sefo Liufau** (2013-16).

MONTHLY TAB

Colorado is **55-55-2** in its last **112** October games dating back to 1989. The Buffs are **62-38** in its last **100** September games, a pretty decent record considering the quality of non-conference schedule CU almost annually plays, and **57-47-1** in their last **105** November games (**51-35** against all-comers aside from Nebraska, going 6-12-1 against NU in turkey month, and **52-19** against unranked teams). CU is **5-7** in December games since 1993, including bowls, and is **3-3-1** in August games in its history.

PAC-12 BOWL AGREEMENTS FOR 2016

Here are the Pac-12 bowl agreements that were signed ahead of the 2014 season and run through 2020 (unless the sun explodes and engulfs the Earth). Here's the conference's lineup for the 2016 bowl season:

- | | |
|--|---|
| # 1 Rose Bowl presented by Northwestern Mutual (or Fiesta or Peach bowls, if the Pac-12 has teams in the top four for the CFB playoff; otherwise, champion will play in the Jan. 2 Rose vs. Big Ten/At-large) | # 4 Foster Farms (Dec. 28 vs. Big Ten) |
| # 2 Valero Alamo (Dec. 29 vs. Big 12) | # 5 Hyundai Sun (Dec. 30 vs. ACC) |
| # 3 National University Holiday (Dec. 27 vs. Big Ten) | # 6 Royal Purple Las Vegas (Dec. 17 vs. MW or BYU) |
| | # 7 Cactus (Dec. 27 vs. Big 12) |

RANKED "UNDEFEATEDS" FALL AT FOLSOM

Eleven ranked, undefeated teams have lost their "0" in the loss column at Folsom Field since 1989. The last was Kansas in 2009, as the Jayhawks (5-0) hit town ranked No. 17 and lost 34-30. In 2007, Oklahoma (4-0) rolled in ranked No. 3 and left with a 27-24 setback; in 2002, Kansas State came to Boulder ranked No. 13 at 4-0 and lost, 35-31. Two bit the dust in 2001: Nebraska (11-0, No. 1 in the BCS and No. 2 in the polls) fell 62-36 game to the Buffs, as did Texas A & M (5-0, No. 20), 31-21. In 1998, No. 22 Texas Tech (6-0) lost 19-17; in 1995, No. 3 Texas A&M (2-0) lost, 29-21; in 1994, No. 10 Wisconsin (2-0) was crushed, 55-17; and in 1990, No. 12 Washington (3-0) left a 20-14 loser. In 1989, No. 10 Illinois (2-0) lost 38-7 and No. 3 Nebraska (8-0) fell, 27-21. *(Not included is a 43-10 win over No. 23-FCS Charleston Southern in 2013, which came to Boulder with a 7-0 mark.)*

STREAKING

Colorado has active multiple win streaks going against nine Division I-A schools. The list: **5**—Air Force; **4**—San Jose State; **3**—Minnesota, Utah State, Wyoming; **2**—Colorado State, Iowa, Louisiana-Monroe, Massachusetts, Notre Dame and Oregon State. CU's longest current losing streaks are to Southern California (11), Washington (6), Missouri, Stanford and Texas (5), and Arizona, LSU, Ohio State and UCLA (4).

THE PRIMO TWENTY-FOUR

Colorado is one of just **24** schools in I-A/FBS history to be able to make the claim of winning (or sharing) a national championship and also having a Heisman Trophy winner. The criteria for national championship consideration included those crowned by the *Associated Press*, the coaches and the BCS; 30 total schools at one point in the past have been able to claim the throne. This prestigious short list (Alabama is the latest to join, doing so in 2009):

School	National Championships	Heisman Trophies	School	National Championships	Heisman Trophies
Alabama	1961-64-65-73-78-79-92-09-11-12-15	2009-15	Nebraska	1970-71-94-95-97	1972-83-2001
Army	1944-45	1945-46-58	Notre Dame	1943-46-47-49-66-73-77-88	1943-47-49-53-56-64-87
Auburn	1957-2010	1971-85-2010	Ohio State	1942-54-57-68-2002	1944-50-55-74-75-95-2006
Brigham Young	1984	1990	Oklahoma	1950-55-56-74-75-85-2000	1952-69-78-2003-08
Colorado	1990	1994	Penn State	1982-86	1973
Florida	1996-2006-08	1966-96-2007	Pittsburgh	1937-76	1976
Florida State	1993-99-2013	1993-2000-13	Syracuse	1959	1961
Georgia	1980	1942-82	Texas	1963-69-70-2005	1977-98
Louisiana State	1958-2003	1959	Texas A & M	1939	1957-2012
Miami, Fla.	1983-87-89-91-2001	1986-92	TCU	1938	1938
Michigan	1948-97	1940-91-97	UCLA	1954	1967
Minnesota	1936-40-60	1941	USC	1962-67-72-74-78-2003-04	1965-68-79-81-2002-04-05

Schools with national championships and no Heisman winner are Michigan State (2), Tennessee (2) and Clemson, Georgia Tech, Maryland and Washington (all 1).

THE BUFFS & COLLEGE FOOTBALL HARDWARE

Colorado is in an elite group when it comes to claiming college football's prestigious trophies dating back to the 1990 season. A proliferation of awards has emerged since the late 1980s, and the Buffs are near the top of the list when it comes to collecting these statues. CU has had seven different players win nine trophies over the last 26 seasons (1990-2015), the 15th most nationally when it comes to trophies (and tied for 15th in the number of *different* players who have been honored). The below postseason "hardware" count includes the Heisman Trophy and the Lombardi, Maxwell, Walter Camp, Butkus, Thorpe, O'Brien, Uinitas, Groza, Biletnikoff, Doak Walker, Nagurski, Bednarik, Mackey, Tatupu (deceased), Ray Guy, Rimington, Lott, Hendricks, Hornung and Bullworth (on-field player awards only—for example, if the Draddy/Campbell was included, CU would have one more on each list; so players only, no coaches, no "fad" awards around for a year or two, and no Disney Spirit, Orange Bowl Courage and ARA Sportsmanship awards). The list of schools that have had winners between 1990 and 2015 (players only; LSU and Michigan players shared the 2004 Rimington Award and thus were both compensated for in the trophy count):

Team	W	L	T	PTS	Opp	W	L	T	PTS	Opp	W	L	T	PTS	Opp	W	L	T	PTS	Opp		
Florida State	12	22			COLORADO	7	9			Baylor	3	5			Purdue	3	3			East Carolina	1	1
Ohio State	12	21			Arizona	6	9			Tennessee	3	5			Utah	3	3			Fresno State	1	1
Texas	10	21			Georgia	5	8			Brigham Young	2	5			Louisiana Tech	2	3			Hawai'i	1	1
Alabama	14	19			Iowa	8	8			Georgia Tech	4	4			Maryland	2	3			Kentucky	1	1
Oklahoma	11	18			Stanford	6	8			Kansas State	4	4			Virginia Tech	2	3			Marshall	1	1
Miami, Fla.	9	17			Texas A&M	6	7			Oklahoma State	4	4			California	2	2			Mississippi State	1	1
Penn State	9	17			Auburn	4	7			Minnesota	3	4			Missouri	2	2			N.C. State	1	1
Florida	8	15			Pittsburgh	3	7			Mississippi	3	4			Tulane	2	2			Rutgers	1	1
Michigan	8	15			Arkansas	4	6			Clemson	3	4			Virginia	2	2			South Carolina	1	1
Notre Dame	8	15			Boston College	3	6			Arizona State	2	4			Wake Forest	2	2			Southern Miss	1	1
Nebraska	9	14			Oregon	2	6			Northwestern	1	4			West Virginia	2	2			Washington State	1	1
Wisconsin	10	13			Texas Tech	5	5			Illinois	3	3			North Carolina	1	2			Wyoming	1	1
USC	7	12			TCU	4	5			Memphis	3	3			Temple	1	2					
Louisiana State	7	11			Louisville	4	5			Michigan State	3	3			Cincinnati	1	1					
UCLA	8	9			Washington	4	5			Oregon State	3	3			Colorado State	1	1					

2016 OPPONENT SCHEDULES & RESULTS

COLORADO STATE (3-4)

7	Colorado (Denver)	44
23	TEXAS-SAN ANTONIO	14
47	NORTHERN COLORADO	21
24	at Minnesota	31
17	at WYOMING	38
31	at UTAH STATE	24
23	at Boise State	28
O 22	at Nevada-Las Vegas	
N 5	at FRESNO STATE	
N 12	at Air Force	
N 19	at NEW MEXICO	
N 26	at San Diego State	

IDAHO STATE (2-4)

47	SIMON FRASER	3
7	at Colorado	56
7	at Oregon State	37
42	at SACRAMENTO STATE	34
20	at Portland State	45
7	at Northern Arizona	52
O 22	at NORTH DAKOTA	
O 29	at SOUTHERN UTAH	
N 5	at Montana	
N 12	at Eastern Washington	
N 19	at WEBER STATE	

MICHIGAN (6-0)

63	HAWAII	3
51	CENTRAL FLORIDA	14
45	COLORADO	28
49	at PENN STATE	10
14	at WISCONSIN	7
78	at Rutgers	0
O 22	at ILLINOIS	
O 29	at Michigan State	
N 5	at MARYLAND	
N 12	at Iowa	
N 19	at INDIANA	
N 26	at Ohio State	

OREGON (2-4)

53	UC DAVIS	28
44	VIRGINIA	26
32	at Nebraska	35
38	at COLORADO	41
33	at Washington State	51
21	at WASHINGTON	70
O 21	at California	
O 29	at ARIZONA STATE	
N 5	at Southern California	
N 12	at STANFORD	
N 19	at Utah	
N 26	at Oregon State	

OREGON STATE (2-3)

23	at Minnesota	30
37	IDAHO STATE	7
24	BOISE STATE	38
6	at Colorado	47
47	at California (OT)	44
14	at UTAH	19
O 22	at Washington	
O 29	at WASHINGTON STATE	
N 5	at Stanford	
N 12	at UCLA	
N 19	at ARIZONA	
N 26	at OREGON	

SOUTHERN CALIFORNIA (4-3)

6	Alabama (at Arlington)	52
45	UTAH STATE	7
10	at Stanford	27
27	at Utah	31
41	at ARIZONA STATE	20
21	at COLORADO	17
48	at Arizona	14
O 27	at CALIFORNIA	
N 5	at OREGON	
N 12	at Washington	
N 19	at UCLA	
N 26	at NOTRE DAME	

ARIZONA STATE (5-2)

44	NORTHERN ARIZONA	13
68	TEXAS TECH	55
32	at Texas-San Antonio	28
51	at CALIFORNIA	41
20	at Southern California	41
23	at UCLA	20
16	at Colorado	40
O 22	at WASHINGTON STATE	
O 29	at Oregon	
N 10	at UTAH	
N 19	at Washington	
N 25	at Arizona	

STANFORD (4-2)

26	KANSAS STATE	13
27	at SOUTHERN CALIFORNIA	10
22	at UCLA	13
6	at Washington	44
16	at WASHINGTON STATE	42
17	at Notre Dame	10
O 22	at COLORADO	
O 29	at Arizona	
N 3	at OREGON STATE	
N 12	at Oregon	
N 19	at California	
N 26	at RICE	

UCLA (3-4)

24	at Texas A & M (OT)	31
42	UNLV	21
17	at Brigham Young	14
13	at STANFORD	22
45	at ARIZONA	24
20	at Arizona State	23
21	at Washington State	27
O 22	at UTAH	
N 3	at Colorado	
N 12	at OREGON STATE	
N 19	at SOUTHERN CALIFORNIA	
N 26	at California	

ARIZONA (2-5)

16	Brigham Young (at Glendale)	18
31	GRAMBLING STATE	21
47	HAWAII	28
28	at WASHINGTON (OT)	35
24	at UCLA	45
23	at Utah	36
14	at SOUTHERN CALIFORNIA	48
O 29	at STANFORD	
N 5	at Washington State	
N 12	at COLORADO	
N 19	at Oregon State	
N 25	at ARIZONA STATE	

WASHINGTON STATE (4-2)

42	EASTERN WASHINGTON	45
28	at Boise State	31
56	IDAHO	6
51	at OREGON	33
42	at Stanford	16
27	at UCLA	21
O 22	at Arizona State	
O 29	at Oregon State	
N 5	at ARIZONA	
N 12	at CALIFORNIA	
N 19	at Colorado	
N 25	at WASHINGTON	

UTAH (6-1)

24	SOUTHERN UTAH	0
20	BRIGHAM YOUNG	19
34	at San Jose State	17
31	at SOUTHERN CALIFORNIA	27
23	at California	28
36	at ARIZONA	23
19	at Oregon State	14
O 22	at UCLA	
O 29	at WASHINGTON	
N 10	at Arizona State	
N 19	at OREGON	
N 26	at Colorado	

KEY: ♦—Pac-12 Conference game; †—Mountain West game; ◇—Big Sky Conference game; +—Big Ten Conference game.

OPPONENTS & 2016 SCHEDULE TIDBITS

The 12 opponents on the 2016 Colorado schedule combined for a **90-65** record in 2015 (58.1 winning percentage); five teams won nine or more games a year ago (three 10-plus), with 10 playing in bowl games (tied for the second most in the nation, behind the 11 USC faced).

- The Buffaloes again have two weeknight games in 2016; CU opened the season on a Friday against Colorado State in Denver, and have a Thursday night affair later in the year against UCLA in Boulder (Nov. 3).
- CU might have had the toughest back-to-back road games in consecutive weeks in the nation, traveling to Michigan (Sept. 17) and then playing at Oregon (Sept. 24). In fact, it marked the first time in CU history the Buffs played one week in the Eastern Time Zone and then the other in the Pacific Time Zone. Others of note: Alabama (Arkansas, Tennessee); Mississippi (Arkansas, LSU); Ohio State (Wisconsin, Penn State); Pitt (Miami, Clemson); Tennessee (Georgia, Texas A&M); and Wisconsin (Michigan State, Michigan).
- Colorado will travel **9,010** air miles during the regular season this fall, or the equivalent of just over 55 percent around the Earth (24,901 miles at the equator). The round-trip distances of CU's road trips from Boulder to: Colorado State (Denver: 60), Michigan (Ann Arbor: 2,260), Oregon (Eugene: 1,916), USC (Los Angeles: 1,666), Stanford (Palo Alto: 1,858) and Arizona (Tucson: 1,250).
- Colorado will have at least one regular season game on a non-Saturday for the 21st straight season; the Buffs had played the Friday after Thanksgiving from 1996 through 2012, a span of 17 seasons (Nebraska 1995-2010, Utah 2011-12). But in 2013 and since, the rivalry game with the Utes has returned to Saturday as the Pac-12's television partners (ESPN, FOX) are opting for other games for the Friday slots.
- Conference misses: the Buffaloes will not play California or Washington for the second straight year; both return in 2017, when Oregon and Stanford drop off the schedule (Oregon is the last school that comes off CU's schedule from the North Division, as the Ducks are the only team CU will have played in each of its first six years in the conference).



BUFF BLEMISHES

Colorado has a history of inflicting blemishes on some of the teams who have traditionally fared well at home. The top five home records in the 90s (1990-99) belonged to Florida State (55-1-1), Nebraska (62-3), Florida (57-4), Texas A & M (55-4-1) and Kansas State (57-5-1). That's a combined 287-17-3; but of those 20 losses or ties, CU was responsible for five of them. CU won at Nebraska in 1990, at Texas A & M in 1996 (snapping a 22-game home winning streak), and was 2-2-1 at Kansas State in the 90s. In 2001, CU won at Kansas State, snapping a 58-game home winning streak by the Wildcats against unranked teams. CU almost added Georgia to this list in 2006, but fell 14-13 after leading 13-0 entering the fourth quarter.

2016 PAC-12 COMPOSITE SCHEDULE & RESULTS

Preseason Special (Aug. 26)

California 51, Hawai'i 31 (at Sydney, Australia)

Week One (Sept. 1-3)

(Sept. 1) UTAH 24, Southern Utah 0

(Sept. 1) MINNESOTA 30, Oregon State 23

(Sept. 2) COLORADO 44, Colorado State 7 (at Denver)

(Sept. 2) STANFORD 26, Kansas State 13

Alabama 52, Southern California 6 (at Arlington)

ARIZONA STATE 44, Northern Arizona 13

BYU 18, Arizona 16 (at Glendale)

Eastern Washington 45, WASHINGTON STATE 42

OREGON 53, UC Davis 28

Texas A&M 31, UCLA 24 (OT)

WASHINGTON 48, Rutgers 13

Week Two (Sept. 10)

COLORADO 56, Idaho State 7

ARIZONA 31, Grambling State 21

ARIZONA STATE 68, Texas Tech 55

BOISE STATE 31, Washington State 28

OREGON 44, Virginia 26

SAN DIEGO STATE 45, California 40

SOUTHERN CALIFORNIA 45, Utah State 7

UCLA 42, Nevada-Las Vegas 21

UTAH 20, Brigham Young 19

WASHINGTON 59, Idaho 14

Week Three (Sept. 17)

(Sept. 16) Arizona State 32, TEXAS-SAN ANTONIO 28

*STANFORD 27, Southern California 10

MICHIGAN 45, Colorado 28

ARIZONA 47, Hawai'i 28

CALIFORNIA 50, Texas 43

NEBRASKA 35, Oregon 32

OREGON STATE 37, Idaho State 7

UCLA 17, BRIGHAM YOUNG 14

Utah 34, SAN JOSE STATE 17

WASHINGTON 41, Portland State 3

WASHINGTON STATE 56, Idaho 6

Week Four (Sept. 24)

(Sept. 23) *UTAH 31, Southern California 27

*COLORADO 41, OREGON 38

*ARIZONA STATE 51, California 41

*Stanford 22, UCLA 13

*Washington 35, ARIZONA 28 (OT)

Boise State 38, OREGON STATE 24

Week Five (Oct. 1)

(Sept. 30) *WASHINGTON 44, Stanford 6

*COLORADO 47, Oregon State 6

*CALIFORNIA 28, Utah 23

*UCLA 45, Arizona 24

*SOUTHERN CALIFORNIA 41, Arizona State 20

*WASHINGTON STATE 51, Oregon 33

Week Six (Oct. 8)

*SOUTHERN CALIFORNIA 21, Colorado 17

*ARIZONA STATE 23, UCLA 20

*OREGON STATE 47, California 44 (OT)

*UTAH 36, Arizona 23

*Washington 70, OREGON 21

*Washington State 42, STANFORD 16

Week Seven (Oct. 15)

*COLORADO 40, Arizona State 16

*Southern California 48, ARIZONA 14

*Utah 19, OREGON STATE 14

*WASHINGTON STATE 27, UCLA 21

Stanford 17, NOTRE DAME 10

Week Eight (Oct. 22)

(Oct. 21) *Oregon at California (ESPN), 8:30 p.m.

*Colorado at Stanford (P12N), 1:00 p.m.

*Utah at UCLA (FOX), 2:00 p.m.

*Oregon State at Washington (P12N), 4:30 p.m.

*Washington State at Arizona State (P12N), 8:00 p.m.

Week Nine (Oct. 29)

(Oct. 27) *California at USC (ESPN), 8:30 p.m.

*Washington at Utah (FS-1), 1:30 p.m.

*Arizona State at Oregon (PAC12), 3:00 p.m.

*Washington State at Oregon State (ESPN2), 8:45 p.m.

*Stanford at Arizona (FS-1), 9:00 p.m.

Week Ten (Nov. 5)

(Nov. 3) *UCLA at Colorado (FS-1), 7:00 p.m.

*Arizona at Washington State

*Oregon at USC

*Oregon State at Stanford

*Washington at California

Week Eleven (Nov. 12)

(Nov. 10) *Utah at Arizona State (FS1), 7:30 p.m.

*Colorado at Arizona

*California at Washington State

*Oregon State at UCLA

*Stanford at Oregon

*USC at Washington

Week Twelve (Nov. 19)

*Washington State at Colorado

*Arizona at Oregon State

*Arizona State at Washington

*Oregon at Utah

*Stanford at California

*Southern California at UCLA

Week Thirteen (Nov. 26)

(Nov. 25) *Washington at Wash. State, (FOX/FS1), 1:30 p.m.

(Nov. 25) *Arizona State at Arizona (ESPN), 7:30 p.m.

*Utah at Colorado

*Oregon at Oregon State

*UCLA at California

Notre Dame at Southern California

Rice at Stanford

Week Fourteen (Dec. 2)

Pac-12 Championship at Santa Clara, Calif., 7 p.m. (FOX)

All times listed are MDT/MST. *—denotes Pacific-12 Conference game. Television selections Sept. 24 and beyond are made on 12 days' notice by the Pac-12 television partners (ESPN/ABC, FOX/FOX Sports 1 or 2, Pac-12 Networks); ESPN/ABC also has an option of utilizing a 6-day selection process three times annually. With the advent of the Pac-12 Networks (National; Arizona, Mountain, Oregon, Northern California, Southern California, Washington), all conference games and all home non-league games will again be televised in 2016. ABC's standard afternoon regional telecast window is at 1:30 p.m. MT in addition to a number of prime-time windows (6 p.m. MT; those games will be selected from the Pac-12, American Athletic, ACC, Big 10 or Big 12). ESPN/ESPN 2 will utilize several windows, including a 7 p.m. MT window on Thursdays, with those games preselected ahead of the season.

2016 PAC-12 CONFERENCE STANDINGS

South Division (-1)

School (AP/Coaches)	conference-----					overall-----					Next Up
	W	L	Pct.	Pts	Opp	W	L	Pct.	Pts	Opp	
COLORADO (RV/RV)	3	1	.750	145	81	5	2	.714	273	140	O 22 at Stanford
Utah (#19/#18)	3	1	.750	109	92	6	1	.857	187	128	O 22 at UCLA
Southern California (RV/RV)	3	2	.600	147	109	4	3	.571	198	168	O 27 CALIFORNIA
Arizona State (RV/RV)	2	2	.500	110	142	5	2	.714	254	238	O 22 WASHINGTON STATE
UCLA	1	3	.250	99	96	3	4	.429	182	162	O 22 UTAH
Arizona	0	4	.000	89	164	2	5	.286	183	231	O 29 STANFORD

North Division (+1)

School (AP/Coaches)	conference-----					overall-----					Next Up
	W	L	Pct.	Pts	Opp	W	L	Pct.	Pts	Opp	
Washington (#5/#5)	3	0	1.000	149	55	6	0	1.000	297	85	O 22 OREGON STATE
Washington State (RV/RV)	3	0	1.000	120	70	4	2	.667	246	152	O 22 at Arizona State
Stanford (RV/RV)	2	2	.500	71	109	4	2	.667	114	132	O 22 COLORADO
California	1	2	.333	113	121	3	3	.500	254	240	O 21 OREGON
Oregon State	1	2	.333	67	110	2	4	.333	151	185	O 22 at Washington
Oregon	0	3	.000	92	162	2	4	.333	221	251	O 21 at California

A LOOK AT THE PAC-12 DIVISIONS

After the Pac-12 announced it was expanding to 12 teams in 2010 with the additions of Colorado (June 10) and Utah (June 17), later that year the divisions in football only were announced: CU and Utah joined Arizona, Arizona State, Southern California and UCLA in the Pac-12 South; the Oregon and Washington schools along with Cal and Stanford would comprise the Pac-12 North. Here's a look at the divisions and the all-time records of each program as listed by the NCAA through games of October 15 (with 2016 records in parenthesis):

PAC-12 SOUTH	Season	Games	W	L	T	Pct.	PAC-12 NORTH	Season	Games	W	L	T	Pct.
Arizona (2-5).....	113	1,079	598	448	33	.571	California (3-3).....	121	1,227	654	522	51	.554
Arizona State (5-2).....	104	1,002	601	377	24	.612	Oregon (2-4).....	121	1,168	639	483	46	.567
Colorado (5-2).....	127	1,218	690	492	36	.581	Oregon State (2-4).....	120	1,155	527	578	50	.479
Southern California (4-3).....	124	1,207	817	336	54	.700	Stanford (4-2).....	110	1,127	629	449	49	.579
UCLA (3-4).....	98	1,033	595	401	37	.595	Washington (6-0).....	127	1,199	709	440	50	.610
Utah (6-1).....	123	1,139	658	450	31	.590	Washington State (4-2).....	121	1,115	522	548	45	.487
Totals	6,678	3959	2504	215	.609		Totals	6,991	3680	3020	291	.547	

ALL-TIME PAC-12 HEAD-TO-HEAD SERIES RECORDS

A look at the team versus team football histories in the Pac-12 (won-lost-tied; does not include vacated games):

School	UA	ASU	CAL	COLO	OREG	OSU	STAN	UCLA	USC	UTAH	WASH	WSU	Totals
Arizona	39-39-1	17-14-2	5-13	16-25	22-14-1	14-15	14-24-2	8-32	19-21-2	11-21-1	26-15	192-232- 9
Arizona State	39-39-1	16-18	7-1	16-18	27-13-1	17-12	13-19-1	12-21	20-7	19-14	27-13-2	213-175- 5
California	14-17-2	18-16	5-3	37-36-1	35-33	41-48-6	32-53-1	30-68-5	6-5	39-53-4	45-27-5	303-358-24
Colorado	13-5	1-7	3-5	9-12	4-5	3-6	2-9	0-11	31-28-3	5-9-1	5-4	76-101 4
Oregon	25-16	18-16	36-37-1	12-9	63-46-10	32-43-1	28-39	20-38-2	20-9	45-59-5	47-35-6	342-347-25
Oregon State	14-22-1	13-27-1	33-35	5-4	46-63-10	25-54-3	16-42-4	11-61-4	11-9-1	34-62-4	47-50-3	255-429-31
Stanford	15-14	12-17	48-41-6	6-3	43-32-1	54-25-3	40-45-3	32-61-3	2-4	40-42-4	40-26-1	332-310-21
UCLA	24-14-2	19-13-1	53-32-1	9-2	39-28	42-16-4	45-40-3	31-47-7	11-3	40-30-2	40-20-1	353-245-21
USC	32-8	21-12	68-30-5	110	38-20-2	61-11-4	61-32-3	47-31-7	10-5	51-29-4	59-9-4	459-187-29
Utah	21-19-2	7-20	5-6	28-31-3	9-20	9-11-1	4-2	3-11	5-10	1-8	7-7	99-145- 6
Washington	21-11-1	14-19	53-39-4	9-5-1	59-45-5	62-34-4	42-40-4	30-40-2	29-51-4	8-1	70-32-6	388-318-31
Washington State	15-26	13-27-2	27-45-5	4-5	35-47-6	50-47-3	26-40-1	20-40-1	9-59-4	7-7	32-70-6	229-354-24

PERCEPTION

Here's a quick fact when it comes to CU and Utah joining the Pac-12: the two are travel partners, and most assumed it wouldn't be a cozy as the other five pairs. Well, first of all, it's not like they travel together, the same teams will roll into Boulder and Salt Lake City the same weekends, and the other schools will host CU and Utah in one order or the other. The campus of CU and Utah are 356 miles apart; did you know Washington and Washington State's campuses are 252 miles apart? And the Arizona schools are separated by 102 miles; the others are all under 40, with USC and UCLA the closest. Bottom line is that CU and Utah are not really that far out of whack (Texas A&M and Texas Tech are further apart than the Buffs and the Utes by some 29 miles).



FOLSOM FIELD RANKED SEVENTH TOUGHEST PLACE TO PLAY

Yahoo! Sports in 2012 came out with its top 25 toughest places to play list, and lo and behold, Folsom Field came in at No. 7. In ranking CU in that spot, Yahoo! wrote: "Folsom Field, home of the Colorado Buffaloes, is one of the most underrated venues in college sports. The fans here always cheer hard and loud, and they are quite respectful and friendly to visiting fans." The Top 10 were comprised of: 1. Ohio State (*Ohio Stadium*); 2. Florida (*Ben Hill Griffin Stadium, a.k.a. the Swamp*); 3. Louisiana State (*Tiger Stadium, a.k.a., Death Valley*); 4. Auburn (*Jordan-Hare Stadium*); 5. Michigan State (*Spartan Stadium*); 6. Miami, Fla. (*Sun Life Stadium*); **7. Colorado (Folsom Field)**; 8. West Virginia (*Mountaineer Field at Milan Puskar Stadium*); 9. Iowa (*Kinnick Stadium*); 10. Texas A&M (*Kyle Field*). The next Pac-12 school on the list was Oregon (*Autzen Stadium*) at No. 21, with Washington at No. 23 (*Husky Stadium*).

FOLSOM FIELD #1

LawnStarter.com recently ranked its top 16 College Football Stadiums with the Best Natural Scenery, and lo and behold, coming in at the top was CU's own **Folsom Field**. The top 10: **1. Folsom Field (Colorado)**; 2. Lavell Edwards Stadium (BYU); 3. Utah Stadium (Utah); 4. Romney Stadium (Utah State); 5. Rose Bowl (UCLA); 6. Sun Bowl (UTEP); 7. Ryan Field (Northwestern); 8. Scott Stadium (Virginia); 9. Michie Stadium (Army); 10. Kidd Brewer Stadium (Appalachian State); 11. Dowdy-Ficklen Stadium (East Carolina); 12. Dix Stadium (Kent State); 13. Memorial Stadium (California); 14. Kenan Stadium (North Carolina); 15. Memorial Stadium (Kansas); 16. Spartan Stadium (San Jose State).

The same publication ranked CU's natural grass field the third best national behind Iowa State (Jack Trice Field) and Northwestern (Ryan Field).

300+ AT FOLSOM

Colorado won its 300th game at Folsom Field in 2013 and is now **306-166-10** in 93 seasons playing its home games at Folsom. The first game at Folsom was Oct. 11, 1924 (*then known as Colorado Stadium, built at a cost of \$75,000*); previous, CU was **73-17-6** at Gamble Field and **19-5** on other grass areas of campus; the Buffs are **398-189-16** all-time at home. Colorado's last winning record at home was in 2010, when the Buffaloes went 4-2; over the 2011-12 seasons, CU was just 1-10 in Boulder before going 3-3 in Folsom in Mike MacIntyre's first season.

ACTIVE COLORADO CAREER STATISTICAL CHARTS

RUSHING

Rk	Player (Seasons)	Att.	Yards	Avg.	TD
1	Eric Bieniemy (1987-90)	699	3,940	5.63	41
2	Rodney Stewart (2008-11)	809	3,598	4.45	25
3	Rashaan Salaam (1992-94)	486	3,057	6.29	33
4	Bobby Purify (2000-04)	595	3,016	5.07	20
5	Charlie Davis (1971-73)	538	2,958	5.50	24
10	Bob Anderson (1967-69)	568	2,367	4.17	34
11	Lee Rouson (1981-84)	581	2,296	3.95	10
12	Lamont Warren (1991-93)	488	2,242	4.59	22
13	Cortlen Johnson (1998-2001)	445	2,199	4.94	20
14	Kayo Lam (1933-35)	313	2,140	6.84	18
15	Mervin Hodel (1949-51)	502	2,102	4.19	24
16	J.J. Flannigan (1987-89)	328	2,096	6.39	27
17	Christian Powell (2012-15)	461	2,040	4.43	18
20	John Bayuk (1954-56)	367	1,943	5.29	23
21	Tony Reed (1975-76)	421	1,938	4.60	10
22	Bob Stransky (1955-57)	328	1,868	5.70	21
23	Byron White (1935-37)	342	1,864	5.45	22
24	Phillip Lindsay (2014-16)	326	1,658	5.09	15
25	William Harris (1965-67)	330	1,585	4.80	4
30	Mark Hatcher (1984-87)	375	1,470	3.92	16
35	Erich Kissick (1986-89)	256	1,297	5.07	8
40	Anthony Weatherspoon (1984-86)	275	1,193	4.34	7
41	Emerson Wilson (1953-55)	261	1,185	4.54	14
42	Michael Adkins II (2013-16)	235	1,172	4.99	13
79	Sefo Liufau (2013-16)	261	609	2.33	7
105	Donovan Lee (2014-16)	85	422	4.96	3

PASSING

Rk	Player (Seasons)	Att-Com-Int	Pct.	Yards	TD	Rating
1	Sefo Liufau (2013-16)	1203-767-30	63.8	8,441	55	132.80
2	Cody Hawkins (2007-10)	1214-667-41	54.9	7,409	60	115.76
3	Joel Klatt (2002-05)	1095-666-33	60.8	7,375	44	124.63
4	Kordell Stewart (1991-94)	785-456-19	58.1	6,481	33	136.47
5	Tyler Hansen (2008-11)	872-505-28	57.9	5,705	35	119.69
6	Koy Detmer (1992-96)	594-350-25	58.9	5,390	40	148.95
7	Mike Moschetti (1998-99)	607-366-19	60.3	4,797	33	138.36
8	John Hessler (1994-97)	627-347-26	55.3	4,788	34	129.09
9	Steve Vogel (1981-84)	688-309-33	44.9	3,912	27	96.03
10	Darian Hagan (1988-91)	424-213-19	50.2	3,801	27	137.59
34	Steven Montez (2016)	116- 73- 3	62.9	940	9	151.43

TOTAL OFFENSE

Rk	Player (Seasons)	Rush	Pass	Total	TDR
1	Sefo Liufau (2013-16)	609	8,441	9,050	63
2	Kordell Stewart (1991-94)	1,289	6,481	7,770	48
3	Cody Hawkins (2007-10)	-159	7,409	7,250	67
4	Joel Klatt (2002-05)	-130	7,375	7,245	47
5	Tyler Hansen (2008-11)	478	5,705	6,183	43

RECEIVING (Receptions)

Rk	Player (Seasons)	No.	Yards	Avg.	TD
1	Nelson Spruce (2012-15)	294	3,347	11.4	23
2	Scotty McKnight (2007-10)	215	2,521	11.7	22
3	Michael Westbrook (1991-94)	167	2,548	15.3	19
4	Paul Richardson (2010-13)	156	2,412	15.5	21
5	Phil Savoy (1994-97)	152	2,176	14.3	14
7	Javon Green (1997-2000)	136	2,031	14.9	17
7	Rae Carruth (1992-96)	135	2,540	18.8	20
8	Derek McCoy (2000-03)	134	2,038	15.2	20
9	Charles E. Johnson (1990-93)	127	2,447	19.3	15
10	Shay Fields (2014-16)	119	1,596	13.4	13
15	Darrin Chiaverini (1995-98)	97	1,199	12.4	6
20	Tony Jones (2011-14)	90	558	6.2	3
25	Marcus Stiggers (1996-99)	80	1,223	15.3	10
25	Bryce Bobo (2014-16)	80	863	10.8	5
30	Loy Alexander (1983-85)	78	1,107	14.2	8
31	Devin Ross (2013-16)	69	806	11.7	7
45	Phillip Lindsay (2014-16)	57	517	9.0	1
60	Donovan Lee (2014-16)	45	240	5.3	1
---	Sean Irwin (2013-16)	23	322	14.0	1

RECEIVING (Yards)

Rk	Player (Seasons)	No.	Yards	Avg.	TD
1	Nelson Spruce (2012-15)	294	3,347	11.4	23
2	Michael Westbrook (1991-94)	167	2,548	15.3	19
3	Rae Carruth (1992-96)	135	2,540	18.8	20
4	Scotty McKnight (2007-10)	215	2,521	11.7	22
5	Charles E. Johnson (1990-93)	127	2,447	19.3	15
6	Paul Richardson (2010-13)	156	2,412	15.5	21
7	Phil Savoy (1994-97)	152	2,176	14.3	14
8	Derek McCoy (2000-03)	134	2,038	15.2	20
9	Javon Green (1997-2000)	136	2,031	14.9	17
10	Shay Fields (2014-16)	119	1,596	13.4	13
15	Marcus Stiggers (1996-99)	80	1,223	15.1	10
20	*Jon Embree (1983-86)	80	1,166	14.6	5
25	*Christian Fauria (1991-94)	98	1,058	10.8	11
26	*Dave Hestera (1981-83)	91	1,057	11.6	2
30	James Kidd (1993-96)	58	944	16.3	9
34	Bryce Bobo (2014-16)	80	863	10.8	5
35	Chris Anderson (1994-97)	61	858	14.1	4
36	Josh Smith (2007-08)	52	838	16.1	3
37	Devin Ross (2013-16)	69	806	11.7	7
72	Phillip Lindsay (2014-16)	57	517	9.1	2

ALL-PURPOSE YARDS

Rk	Player (Seasons)	Rush	Rec	KOR	PR	Total
1	Rodney Stewart (2008-11)	3,598	969	239	22	4,828
2	Eric Bieniemy (1987-90)	3,940	380	31	0	4,351
3	Hugh Charles (2004-07)	2,659	552	411	0	3,622
4	Nelson Spruce (2012-15)	2	3,347	63	180	3,592
5	Byron White (1935-37)	1,864	234	506	973	3,577
6	Herchell Troutman (1994-97)	2,487	725	240	91	3,543
7	Bobby Purify (2000-04)	3,016	508	0	0	3,524
8	Rashaan Salaam (1992-94)	3,057	412	13	0	3,482
9	Phillip Lindsay (2014-16)	1,658	517	1,029	0	3,204
10	Charlie Davis (1971-73)	2,958	131	75	0	3,164
15	James Mayberry (1975-78)	2,548	171	265	0	2,984
20	Michael Westbrook (1991-94) ..	84	2,548	226	0	2,858

YARDS FROM SCRIMMAGE

Rk	Player (Seasons)	Rush	Rec	Total
1	Rodney Stewart (2008-11)	3,598	969	4,567
2	Eric Bieniemy (1987-90)	3,940	380	4,320
3	Bobby Purify (2000-04)	3,016	508	3,524
4	Rashaan Salaam (1992-94)	3,057	412	3,469
5	Nelson Spruce (2012-15)	2	3,347	3,349
6	Herchell Troutman (1994-97)	2,487	725	3,212
7	Hugh Charles (2004-07)	2,659	552	3,211
8	Charlie Davis (1971-73)	2,958	131	3,089
20	Bobby Anderson (1967-69)	2,367	68	2,435
21	Christian Powell (2012-15)	2,040	229	2,269
22	Kayo Lam (1933-35)	2,140	111	2,251
23	Phil Savoy (1994-97)	13	2,176	2,189
24	Phillip Lindsay (2014-16)	1,658	517	2,175

SCORING

Rk	Player (Seasons)	TD	2Pt	EP-EPA	FG-FGA	PTS
1	Mason Crosby (2003-06)	0	0-0	109-117	66-88	307
2	Will Oliver (2011-14)	0	0-0	129-131	50-69	279
3	Eric Bieniemy (1987-90)	42	1-1	0-0	0-0	254
4	Jeremy Aldrich (1996-99)	0	0-0	87-95	48-64	231
5	Bobby Anderson (1967-69)	35	1-2	0-0	0-0	212
10	Mervin Hodel (1949-51)	28	0-0	0-0	0-0	168
19	James Mayberry (1975-78)	25	0-0	0-0	0-0	150
19	Rodney Stewart (2008-11)	25	0-0	0-0	0-0	150
21	Dave Haney (1968-70)	0	0-0	86-92	21-35	149
22	Nelson Spruce (2012-15)	24	1-1	0-0	0-0	146
23	John Bayuk (1954-56)	24	0-0	0-0	0-0	144
24	Bob Stransky (1955-57)	21	0-0	12-22	0-0	138
24	Lamont Warren (1991-93)	23	0-0	0-0	0-0	138
24	Scotty McKnight (2007-10)	23	0-0	0-0	0-0	138
38	Diego Gonzalez (2014-16)	0	0-0	51-51	21-33	114
45	Phillip Lindsay (2014-16)	17	0-0	0-0	0-0	102
63	Michael Adkins (2013-16)	14	0-0	0-0	0-0	84
63	Shay Fields (2014-16)	14	0-0	0-0	0-0	84

ACTIVE COLORADO CAREER STATISTICAL CHARTS, CONTINUED

KICK SCORING

Rk	Player (Seasons)	EP-EPA	FG-FGA	PTS
1	Mason Crosby (2003-06)	109-117	66-88	307
2	Will Oliver (2011-14)	129-131	50-69	279
3	Jeremy Aldrich (1996-99)	87-95	48-64	231
4	Tom Field (1979-83)	82-86	36-55	190
5	Aric Goodman (2008-10)	93-96	25-47	168
10	Fred Lima (1972-73)	59-62	21-45	122
11	Diego Gonzalez (2014-16)	51-51	21-33	114
12	Mitch Berger (1991-93)	54-56	19-32	111
13	Pete Dadiotis (1976-78)	61-64	16-26	109
13	Dave DeLine (1984-87)	49-50	20-35	109
15	Tom Mackenzie (1974-75)	62-68	14-28	104

PUNTING

Rk	Player (Seasons)	No.	Yards	Avg.	Long	In 20
1	Mark Mariscal (1999-2002)	99	4,632	46.79	68	25
2	Barry Helton (1984-87)	153	6,873	44.92	68	44
3	Keith English (1985-88)	55	2,457	44.67	77	21
4	Zack Jordan (1950-52)	137	6,113	44.62	78	23
5	John Torp (2002-05)	205	9,145	44.61	72	65

INSIDE THE 20: O'Neill 95, Torp 65, DiLallo 61, Koleski 51, Berger 44, Helton 44.

KICKOFF RETURNS

Rk	Player (Seasons)	No.	Yards	Avg.	TD
1	Ben Kelly (1997-99)	64	1,798	28.1	3
2	Terrence Wheatley (2003-07)	56	1,350	24.1	0
3	Josh Smith (2007-08)	50	1,276	25.5	1
4	M.J. Nelson (1986-89)	51	1,198	23.5	0
5	Walter Stanley (1980-81)	49	1,172	23.9	1
6	Bill Symons (1962-64)	43	1,051	24.4	1
7	Phillip Lindsay (2014-16)	44	1,029	23.4	0
8	Brian Lockridge (2007-11)	44	968	22.0	1
9	Roman Hollowell (1998-2001)	44	914	20.8	0
10	Ryan Severson (2013-16)	40	872	21.8	0
11	Stephone Robinson (2004-07)	49	867	17.7	0
12	Carroll Hardy (1951-54)	31	853	27.5	0
13	Billy Waddy (1973-76)	32	849	26.5	2
14	Howard Ballage (1976-78)	30	764	25.5	2
15	Cliff Branch (1970-71)	30	755	25.2	2
21	Donovan Lee (2014-16)	23	586	25.5	0

INTERCEPTIONS

Rk	Player (Seasons)	No.	Yards	Avg.	TD
1	John Stearns (1970-72)	16	339	21.2	0
2	Chris Hudson (1991-94)	15	204	13.6	2
3	Dick Anderson (1965-67)	14	151	10.8	0
3	Terrence Wheatley (2003-07)	14	154	11.0	2
5	Tim James (1987-90)	13	120	9.2	0
9	Four tied with	10
17	Tedric Thompson (2013-16)	8	160	20.0	0

TACKLES

Rk	Player (Position, Seasons)	UT	AT	—	TOT	TFL
1	Barry Remington (LB, 1982-86)	245	248	—	493	21- 60
2	Matt Russell (LB, 1993-96)	282	164	—	446	44-144
3	Greg Biekert (LB, 1989-92)	280	161	—	441	33- 73
4	Jordan Dizon (LB, 2004-07)	293	147	—	440	35-137
5	Ted Johnson (LB, 1991-94)	253	156	—	409	21- 61
6	Laval Short (DL, 1976-79)	141	231	—	372	37-239
7	Chad Brown (LB, 1989-92)	242	127	—	369	38-169
8	Michael Jones (LB, 1986-89)	218	131	—	349	13- 41
9	Thaddeus Washington (LB, 2003-06)	202	136	—	338	25- 80
10	Michael Lewis (DB, 1998-2001)	225	111	—	336	17- 73
20	Hannibal Navies (LB, 1995-98)	182	92	—	274	20- 75
30	Ruben Vaughan (DL, 1975-78)	108	145	—	253	28-115
35	Jeff Donaldson (DB, 1980-83)	141	103	—	244	11- 47
41	Chidobe Awuzie (DB, 2013-16)	203	38	—	241	23- 92
43	Kenneth Olugbode (LB, 2013-16)	151	86	—	237	7- 23
47	Addison Gillam (LB, 2013-16)	154	77	—	231	23-102
60	Greg Jones (LB, 1992-96)	129	87	—	216	45-205
65	Tedric Thompson (DB, 2013-16)	147	65	—	212	9- 15
70	Gary Campbell (LB, 1974-75)	97	101	—	198	6- 32
75	John Stearns (DB, 1970-72)	105	89	—	194	0- 0
80	Ron Woolfork (LB, 1990-93)	133	57	—	190	53-303
80	Kyle Rappold (DL, 1985-87)	115	75	—	190	19- 63

82	Herb Orvis (DL, 1969-71)	79	110	—	189	32-214
---	Rick Gamboa (2015-16)	81	61	—	142	2- 6

QUARTERBACK SACKS

Rk	Player (Seasons)	No.	Yards
1	Alfred Williams (1987-90)	35	242
2	Ron Woolfork (1990-93)	33	241
3	Greg Jones (1992-96)	25	158
4	Laval Short (1976-79)	24½	192
5	Abraham Wright (2004-06)	21	151
6	three tied	20	
9	three tied	19	
12	Ryan Olson (1994-97)	16½	89
13	Jimmie Gilbert (2013-16)	15½	125
38	Samson Kafovalu (2012-15)	9½	56
38	Derek McCartney (2014-16)	9½	48

TACKLES FOR LOSS

Rk	Player (Seasons)	No.	Yards
1	Alfred Williams (1987-90)	59	303
2	Ron Woolfork (1990-93)	53	303
3	Greg Jones (1992-96)	45	205
4	Matt Russell (1993-96)	44	144
5	Leonard Renfro (1989-92)	43	142
25	Five tied with	25
---	Addison Gillam (2013-16)	23	102
---	Chidobe Awuzie (2013-16)	23	92

PASS DEFLECTIONS

Rk	Player (Seasons)	No.
1	Marcus Washington (1995-97)	42
2	Damen Wheeler (1996-99)	39
3	Greg Henderson (2011-14)	36
3	Ken Crawley (2012-15)	36
5	Ben Kelly (1997-99)	34
6	Donald Strickland (1999-2002)	33
6	Lorenzo Sims (2003-06)	33
8	Mickey Pruitt (1984-87)	32
9	Phil Jackson (2000-03)	29
9	Terrence Wheatley (2003-07)	29
11	Dalton Simmons (1992-96)	28
11	Chidobe Awuzie (2013-16)	28
13	Deon Figures (1988-92)	27
14	Alfred Williams (1987-90)	25
14	Cha'pelle Brown (2006-09)	25
16	Tedric Thompson (2013-16)	24
38	Ahkello Witherspoon (2014-16)	16

SPECIAL TEAMS TACKLES

Rk	Player (Seasons)	UT	AT	—	Total
1	Ryan Sutter (1994-97)	32	32	—	64
2	Darren Fisk (1995-97)	25	23	—	48
3	Ryan Black (1994-97)	21	19	—	40
4	Paul Rose (1987-90)	14	25	—	39
5	Arthur Jaffee (2008-11)	21	13	—	34
5	Terrel Smith (2010-14)	24	10	—	34
7	Derrick Webb (2010-13)	19	14	—	33
8	Andy Peeke (1998-2001)	26	5	—	31
9	Hannibal Navies (1995-98)	15	13	—	28
10	Greg Lindsey (1990-93)	23	4	—	27
---	Ryan Severson (2013-16)	17	4	—	21
---	Ryan Moeller (2014-16)	12	5	—	17

SPECIAL TEAMS POINTS

Rk	Player (Seasons)	Points
1	Ryan Sutter (1994-97)	123
2	Arthur Jaffee (2008-11)	88
3	Darren Fisk (1995-97)	86
4	Derrick Webb (2010-13)	81
5	Ryan Severson (2013-16)	75
6	Travis Sandersfeld (2008-11)	72
7	Ryan Black (1994-97)	68
8	Jalil Brown (2007-10)	65
8	Terrel Smith (2010-14)	65
10	Paul Rose (1987-90)	63
---	Ryan Moeller (2014-16)	45

ALL-BLACK UNIFORMS

Colorado has worn its all black uniforms on 48 occasions, when the Buffaloes wear both black jerseys and black pants; the Buffs have also added black helmets to the look, having worn black top-to-bottom on five occasions (CU will also sport black helmets on the road occasionally). A little history on the all-black look: the brainchild of then-head coach Bill McCartney, CU first wore the garb on Nov. 28, 1987 for a game after Thanksgiving at the time; the opponent was CU's old Big 8 rival, Nebraska. The Buffs came out and warmed up in gold pants, and upon returning to the locker room at the conclusion of warm-ups, the players found black pants hanging in their lockers. "It was something we thought about a long time ago," Mac said at the time. "You couldn't do this overnight. We didn't tell the kids, and they were real excited." He went on to say that it was planned a month or so out to give the team a shot of adrenaline prior to kickoff.

COLORADO / ALL-BLACK UNIFORMS (21-26-1)

Year	Opponent	Result	Year	Opponent	Result	Year	Opponent	Result	Year	Opponent	Result
1987	Nebraska	L 7-24		Missouri	L 31-41	2004	Colorado State	W 27-24		Texas	L 14-38
1988	Oklahoma	L 14-17	1998	Kansas State	L 9-16		Texas	L 7-31		Oklahoma State	L 17-30
1990	Iowa State	W 28-12	1999	Nebraska (OT)	L 30-33		Kansas State	W 38-31	2009	Colorado State	L 17-23
1991	Missouri	W 55-7	2000	Iowa State	L 27-35	2005	Nebraska	L 3-30		Nebraska	L 20-28
1992	Oklahoma	T 24-24	2001	Nebraska	W 62-36	2006	Texas Tech	W 30-6	2011	*Southern California	L 17-42
1993	Nebraska	L 17-21	2002	Kansas State	W 35-31		Kansas State	L 21-34	2012	UCLA	L 14-42
1994	Oklahoma State	W 17-3		Baylor	W 34-0		Iowa State	W 33-16		*Arizona State	L 17-51
1995	Missouri	W 21-0		Texas Tech	W 37-13	2007	c—Colorado St. (OT)	W 31-28	2013	*Arizona	L 20-44
	a—Oregon	W 38-6		Iowa State	W 41-27		Florida State	L 6-16		Southern California	L 29-47
1996	Texas	W 28-24		b—Oklahoma	L 7-29		Nebraska	W 65-51	2014	*Arizona State	L 24-38
	Kansas State	W 12-0	2003	Oklahoma	L 20-34	2008	c—Colorado State	W 38-17		Oregon State	L 31-36
1997	Kansas	W 42-6		Nebraska	L 22-31		West Virginia (OT)	W 17-14	2015	*Southern California	L 24-27

a—Cotton Bowl; b—Big 12 Championship at Houston; c—in Denver (*—wore black helmets).

BLACK HELMETS: Colorado has worn black helmets on 16 occasions in its history, usually with a gold or sometimes a silver logo, but once with a pink logo; CU is 2-14 in the black headgear. The games (*—matte black; #—worn with a pink logo as part of Blackout Breast Cancer awareness):

Year	Opponent	Result	Year	Opponent	Result	Year	Opponent	Result
1998	BAYLOR	W 18-16	2013	#ARIZONA	L 20-44	2014	*at Oregon	L 10-44
2011	SOUTHERN CALIFORNIA	L 17-42	2013	at UCLA	L 23-45	2015	*OREGON	L 24-41
2011	at UCLA	L 6-45	2013	at Utah	L 17-24	2015	*SOUTHERN CALIFORNIA	L 24-27
2012	ARIZONA STATE	L 17-51	2014	*ARIZONA STATE	L 24-38	2016	IDAHO STATE	W 56-7
2012	at Arizona	L 31-56	2014	*at Southern California	L 28-56			
2013	at Arizona State	L 13-54	2014	*at Arizona	L 20-38			

OTHER UNIFORM LOOKS

GOLD HELMET / WHITE UNIS/WHITE PANTS: 2013 (at Utah, L); 2010 (at Nebraska, L); 2009 (at Kansas State, L); 2008 (at Nebraska, L; at Florida State, L); 2005 (at Miami-Fla., L); 2004 (at Nebraska, W).

GOLD HELMET / WHITE UNIS/GOLD PANTS: 2015 (at Oregon State, W); 2014 (at Massachusetts, W); 2013 (CSU in Denver, W; Oregon State, L; at Washington, L); 2008 (at Texas A&M, L); 2007 (at Iowa State, L; at Arizona State, L); 2006 (at Missouri, L; at Georgia, L); 2004 (UTEP, Houston Bowl, W)

BLACK HELMET/WHITE UNIS/BLACK PANTS (0-5): 2014 (at USC, L); 2013 (at UCLA, L; at Arizona State, L); 2012 (at Arizona, L); 2011 (at UCLA, L)

BLACK HELMET/BLACK UNIS/GOLD PANTS (1-0): 2016 (Idaho State, W).

BLACK HELMET/SILVER UNIS/BLACK PANTS (0-1): 2015 (Oregon, L).

BLACK HELMET/WHITE UNIS/GOLD PANTS (0-1): 2014 (at Arizona, L).

BLACK HELMET/WHITE UNIS/WHITE PANTS (0-2): 2014 (at Oregon, L); 2013 (at Utah, L).

SILVER HELMET/SILVER UNIS/SILVER PANTS (0-1): 2015 (Arizona, L).

SILVER HELMET/WHITE UNIS/SILVER PANTS (0-2): 2016 (at USC, L); 2015 (at Hawai'i, L).

SILVER HELMET/WHITE UNIS/WHITE PANTS (0-1): 2015 (at Utah, L).

WHITE HELMET/BLACK UNIS/WHITE PANTS (2-0): 2016 (Oregon State, W); 2015 (Nicholls State, W).

WHITE HELMET/WHITE UNIS/BLACK PANTS (0-1): 2015 (at Arizona State, L).

WHITE HELMET/WHITE UNIS/SILVER PANTS (0-1): 2015 (at UCLA, L).

WHITE HELMET/WHITE UNIS/WHITE PANTS (2-0): 2016 (at Oregon, W); 2015 (CSU in Denver, W).

IN-SEASON BIRTHDAYS

Here's the list of those coaches and players who have birthdays to celebrate during the 2016 season (starting last week of August; *—denotes on a game day):

Aug. 31 Scott Unrein (28)	Sept. 19 *Kenneth Olugbode (21)	Oct. 11 Colin Sutton (22)	Nov. 10 Tim Lynott, Jr. (20)	Dec. 18 J.T. Bale (20)
Sept. 1 Daniel Talley (21)	Sept. 20 Brian Boatman (22)	Oct. 12 Darrin Chiverini (39)	Nov. 10 T.J. Patterson (22)	Dec. 29 Jaleel Awini (24)
Sept. 3 Robert Orban (22)	Sept. 21 Tyler Henington (23)	Oct. 14 Colby Pursell (18)	Nov. 14 Trey Udoffia (19)	Dec. 29 Davis Price (19)
Sept. 4 Juwann Winfree (20)	Sept. 24 *Gary Bernardi (62)	Oct. 15 *Anthony Julmisse (19)	Nov. 17 Miguel Rueda (45)	Dec. 30 Johnny Huntley (19)
Sept. 5 Lucas Cooper (19)	Sept. 24 *Xavier Cochrane (21)	Oct. 15 *Cameron Silzer (23)	Nov. 19 *Terriek Roberts (19)	Dec. 31 Frank Umu (20)
Sept. 7 Drew Lewis (21)	Sept. 30 Isaiah Oliver (20)	Oct. 20 Kyle Evans (21)	Nov. 22 Derek McCartney (23)	Jan. 2 Ryan Severson (22)
Sept. 7 Troy Lewis (21)	Oct. 5 Sam Bennion (21)	Oct. 25 Tim Coleman (21)	Nov. 27 Terran Hasselbach (21)	Jan. 3 Kabion Ento (20)
Sept. 8 Jean Onaga	Oct. 5 Sam Bennion (21)	Oct. 29 Sefo Liufau (22)	Dec. 1 Alex Kelley (24)	Jan. 3 Danny Galloway (21)
Sept. 8 Lyle Tuiloma (19)	Oct. 5 Leo Jackson III (22)	Nov. 3 *Ronnie Blackmon (19)	Dec. 5 Jim Leavitt (60)	
Sept. 9 Dillon Middlemiss (20)	Oct. 9 Shane Callahan (23)	Nov. 6 David Bagby (23)	Dec. 5 Joey Tuggle (22)	
Sept. 11 Diego Gonzalez (24)	Oct. 9 Sam Noyer (19)	Nov. 9 Jimmie Gilbert (22)	Dec. 7 Chris Graham (22)	

2016 SPECIAL WEEKENDS

The list of special weekends at Folsom Field this fall:

Sept. 10 (Idaho State): National Buff Club Cabinet Weekend

Oct. 1 (Oregon State): Family Weekend, Living Legends

Oct. 15 (Arizona State): Homecoming/Back to Boulder & Ski Ball;
Herb Orvis Tribute, 1976 CU Orange Bowl team reunion

Nov. 19 (Washington State): CU Athletic Hall of Fame, Military Appreciation

Nov. 26 (Utah): Honorary C

CU IS BLACK & GOLD, BUT FOLSOM IS "GREEN"

The University of Colorado at Boulder established a goal to move toward zero-waste at Folsom Field during the 2008 football season and invest in local carbon-reduction projects. They anticipated recycling or composting at least 90% of the waste generated at Folsom Field and met those goals. According to U.S. Environmental Protection Agency information and other sources, Folsom Field was the first major sports stadium in the nation, professional or collegiate, to collect all materials in recycling or compost containers, eliminate trash cans and transform its materials collections systems into a zero-waste process. For more information, visit Ralphie's Green Stampede at http://www.cubuffs.com/ViewArticle.dbml?&DB_OEM_ID=600&ATCLID=1549954.

OFFENSE & DEFENSE

Who will be next? Next, as in who will play on both offense and defense in the same game? **George Frazier** was the last to do so on regular basis in the 2014 season, when he appeared for 14 snaps at defensive end for the first time against Arizona State, while lining up for five plays per game at fullback. He became the first Buff to appear on both sides of the ball since 2005 in the process, and continued to do so the remainder of the season. In 2008, **Eugene Goree** was on-call to do so, as the redshirt frosh was both a DT and an OG during the second half of the season; he did appear on both sides of the ball but not in the same game. Through the years, there have been a few players who wind up playing on both sides of the ball in the same game: **DT John Guydon** was the latest to do so, seeing action on defense (13 snaps at tackle) and offense (3 snaps at guard) at Texas on October 15, 2005; it was the first time it happened for a complete series with no gimmicks or special situations since **WR Michael Westbrook** played a series at safety against Baylor in 1993. **DE James Garee** also trotted in on offense in 2005, catching a pass as an end at Miami. **DT Sam Wilder** had been the last before 2005, as he caught a 9-yard pass against Kansas State in 2002. **DT Justin Bannan**, did the same, catching a 12-yard TD pass on his only play at Missouri in 2000. **CB Ben Kelly** tried tailback in 1999 at Texas Tech; he finished with three yards on one carry (a nice 5-yard run was wiped out by a penalty). Between 1994 and 2005, several Buffs played on both sides of the ball, as offensive linemen often played on the goal line or short yardage defense units—**OG Heath Irwin**, **OG Clint Moore**, **OG Chris Naeole**, **OT Melvin Thomas** and **OG Brad Bedell** all did it at one time or another between 1993 and 1998. In 1990, **OLBs Alfred Williams** and **Kanavis McGhee** played some tight end in a 64-3 win over Kansas State (Williams caught a pass for 17 yards, McGhee didn't catch the one thrown his way). The last offensive skill player before Frazier in 2014 to swing over and try some defense was Westbrook (four snaps at strong safety) against Baylor in 1993.

WHY CU AND NOT UC?

A question often asked of many former Big Eight schools: Why is it the University of Colorado, but the moniker is CU and not UC? (The same applies at Kansas—KU, Missouri—MU, Nebraska—NU and Oklahoma—OU). "Midwestern casualness," said CU historian, the late Fred Casotti. It has always been this way at Colorado, for whatever reason, and at the other four—but seemingly nowhere else in the USA (except for Tulsa, but its midwest, too). In the 1950s, there was a concerted effort to eliminate the use of "CU" on the Boulder campus, both as a symbol and in speech, but Casotti said that no one would buy into it. "Nobody would change," he said. "It's easier to say than U of C, UC sounds like slang or something (as in 'you see'), and it was traditional. By trying to eliminate it, they reinforced it."

HISTORY OF THE END ZONE "COLORADO"

As in the south end zone, that is. In 1967, the stadium was lowered when the track was removed, and that area remained basically a dirt hill. Former long-time senior associate A.D. **Jon Burianek** said that we tried to grow grass and bushes there, but none took. The first artificial field was installed during the summer of 1971, and that area was then covered with asphalt and the large, block COLORADO was painted on it, then in all-white block lettering. Trim was later added, and at one time, when blue was one of the school colors, the end zone as well was painted blue instead of the familiar black.

NO. 33 IN THE WORLD

In the 2015 world university rankings by the *TimesHigherEducation.co.uk*, the **University of Colorado** held its previous position of being the **No. 33** ranked university in the world (which translates to the solar system, the galaxy and the universe). Unlike other rankings that are based more on cost of attendance and class sizes, this ranking is based on teaching (the learning environment, 30%), research (volume, income and reputation, 30%), citations (research influence, 30%), international outlook (staff and students, 7.5%) and industry income (innovation, 2.5%). Nine Pac-12 schools made the Top 100, led by Stanford (No. 2) and California (No. 3); Harvard came in at No. 1 with M.I.T. (No. 4) and the University of Cambridge (U.K., No. 5) rounding out the top five. UCLA (No. 12), Washington (No. 16), Colorado (No. 33, the 25th U.S. school), Southern California (No. 47), Arizona (No. 78), Arizona State (No. 79) and Utah (No. 85) completing the Pac-12 listing.

BUFFS BACK ON TV IN DENVER; "THE RISE" GOES NATIONAL

Two new "all-Colorado" sport programs debuted last week, as CU has been without a weekly television presence in Denver since the 2011-12 athletic year:

The Buffalo Stampede returned with a new format and a new home: **Altitude Sports** (Comcast Ch. 25/725 HD). The show initially airs on Wednesday nights at 11:00 p.m., with several replays over the following two days. It will run through the men's and women's basketball seasons.

"**The Rise**" is the latest video series produced by CU's acclaimed football video staff; it is following the Colorado Buffaloes through the 2016 season. "The Rise" will be an interview driven narrative featuring and following the seniors through this journey. Six to eight episodes will cover the season from camp to bowl week. "The Rise" will be cinematic, yet organic, featuring behind-the-scenes footage and a narrative told by the seniors and coaches. It premiered on **Aug. 31** and can be seen on Pac-12 Mountain and CUbuffs.com.

2016 COLORADO FOOTBALL LETTERMAN PICTURE

Colorado has **61** lettermen returning for 2015 (59 from the 2015 team, with three others from past years); they break down into **28** on offense, **30** on defense and **3** specialists; the Buffs lose **27** lettermen off the 2015 squad (**11** offense/**15** defense/**1** specialist). CU returns **18** starters from last season (**9** offense/**9** defense), losing **4** (**2** offense/**2** defense); several positions had multiple personnel shuttle in and out, so there are several other players back with starting experience. The 2015 starters are listed in bold (six or more starts); *—denotes letters earned primarily on special teams; #—lettered but injured early in the 2015 season and has been submitted for medical hardships. The breakdown (positions for returning players are their 2015 spots):

OFFENSE

Position	Returning (28)	Lost (11)
WR (x)	Bryce Bobo	Nelson Spruce
WR (z)	Shay Fields , Lee Walker, *Robert Orban	*Colin Johnson (<i>holder</i>)
WR (h)	Devin Ross , Jay MacIntyre, Joey Hall	
LT	#Jeromy Irwin	Stephane Nembot
LG	Gerrard Kough , *Josh Kaiser	
C	Alex Kelley , Sully Wiefels	Vincent Arvia
RG	Jonathan Huckins , Shane Callahan, Colin Sutton	
RT	Sam Kronshage , John Lisella II	Ed Caldwell
TE	Sean Irwin , Dylan Keeney, Chris Hill, Brian Boatman	Hayden Jones
QB	Sefo Liufau , Jordan Gehrke	Cade Apsay
TB	Phillip Lindsay , Michael Adkins, Kyle Evans, Donovan Lee	Christian Powell, Patrick Carr
FB	George Frazier	Jordan Murphy, John Finch

DEFENSE

Position	Returning (30)	Lost (15)
SLB	Derek McCartney , Tim Coleman, Terran Hasselbach	De'Jon Wilson (<i>from 2014</i>)
DT	Jase Franke, #Eddy Lopez	Justin Solis , Tyler Henington (<i>from 2013</i>)
DT	Jordan Carrell , Samson Kafovalu, Josh Tupou (<i>from 2014</i>)	Clay Norgard, John Paul Tusso (<i>from 2013</i>)
DE	Leo Jackson III , Michael Mathewes, *Aaron Howard	Blake Robbins, Garrett Gregory
MLB	Rick Gamboa , #Addison Gillam, N.J. Falo, Christian Shaver	
JLB	Kenneth Olugbode , *Ryan Severson, *Travis Talianko (<i>from 2014</i>)	Grant Watanabe
WLB	Jimmie Gilbert, Jaleel Awini, *Deaysean Rippey (<i>from 2014</i>)	*Hunter Shaw
CB	Ahkello Witherspoon , Nick Fisher, *Andrew Bergner	
SS	Tedric Thompson , *Jaisen Sanchez	Marques Mosley
NB	Chidohe Awuzie	John Walker (<i>from 2014</i>)
FS	Ryan Moeller , Afolabi Laguda	Jered Bell, Evan White
CB	Isaiah Oliver	Kenneth Crawley , Yuri Wright (<i>from 2014</i>)

SPECIALISTS

Position	Returning (3)	Lost (1)
P	Alex Kinney	
PK	Diego Gonzalez (PK), Chris Graham (KO)	
SN		Wyatt Tucker Smith

2016 COLORADO FOOTBALL STAFF

Head Coach	Mike MacIntyre (<i>Georgia Tech '89</i>)	Director of Player Personnel	Brad Forsyth (<i>Illinois Wesleyan '90</i>)
Co-Offensive Coordinator / Quarterbacks	Brian Lindgren (<i>Idaho '04</i>)	Director of Quality Control/Offense	Daniel Da Prato (<i>UL-Monroe '03</i>)
Co-Offensive Coordinator / Receivers	Darrin Chiaverini (<i>Colorado '99</i>)	Director of Quality Control/Defense	Nate Taye (<i>San Jose State '13</i>)
Offensive Line	Klayton Adams (<i>Boise State '05</i>)	Director of Quality Control/Special Teams	Matt Thompson (<i>Fort Lewis '05</i>)
Running Backs	Darian Hagan (<i>Colorado '96</i>)	Director of Football Academics	Katie Bason (<i>Wake Forest '05</i>)
Tight Ends / H-Backs	Gary Bernardi (<i>Cal State-Northridge '76</i>)	Assistant Director of Recruiting	A. J. Baer (<i>Washington State '11</i>)
Defensive Coordinator / Linebackers	Jim Leavitt (<i>Missouri '78</i>)	Operations & Recruiting Assistant	Scott Unrein (<i>Colorado '11</i>)
Defensive Line	Jim Jeffcoat (<i>Arizona State '82</i>)	Intern	Erik Aunese (<i>Colorado Mesa '16</i>)
Secondary / Cornerbacks	Charles Clark (<i>Mississippi '07</i>)	Intern	Matt Bryson (<i>Oklahoma State '10</i>)
Secondary / Safeties	Joe Tumpkin (<i>Michigan Tech '94</i>)	Intern	Cory Hall (<i>Colorado '16</i>)
Offensive Graduate Assistant	Peter Tuitupou (<i>San Jose State '13</i>)	Director of Strength & Conditioning	Drew Wilson (<i>King's College '00</i>)
Offensive Graduate Assistant	John Hughes (<i>Humboldt State '12</i>)	Asst. Strength & Conditioning Coach	MT Eisner (<i>Fairfield '08</i>)
Defensive Graduate Assistant	Cory Edsall (<i>Maryland '15</i>)	Asst. Strength & Conditioning Coach	Justin Geyer (<i>Mt. St. Joseph '10</i>)
Defensive Graduate Assistant	Chidera Uzo-Diribe (<i>Colorado '14</i>)	Asst. Strength & Conditioning Coach	Jeremy Layport (<i>Cal Lutheran '02</i>)
Director of Football Operations	Bryan McGinnis (<i>San Jose State '07</i>)	Asst. Strength & Conditioning Coach	Steve Englehart (<i>SE Louisiana '05</i>)
Director of Recruiting	Adam Toyama (<i>Hawaii '04</i>)		

NATIONAL IMPROVEMENT

In terms of scoring defense, the Buffaloes were the fifth-most improved unit in 2015 from 2014 numbers (third among Power 5 schools). Colorado allowed 39.0 points in 2014, but cut that back to 27.5 last fall, or **11.5** points fewer. The four ahead of CU: Georgia State 15.0 (43.3 to 28.3), North Carolina 14.5 (39.0 to 24.5), Western Kentucky 14.0 (39.9 to 25.9) and Vanderbilt 12.3 (33.3 to 21.0). In conference games, the Buffs improved by 10.7 points (43.0 to 32.3), and overall allowed 30 or more points just five times as compared to 11 times in 2014.

BUFFALOES ON NATIONAL AWARD LISTS
(Watch Lists/Official Nominations)

Chuck Bednarik Award (defensive player of the year): **CB Chidobe Awuzie** (one of 90 on official watch list)
Earl Campbell Tyler Rose Award (most outstanding offensive player with ties to state of Texas): **SE Sean Irwin** (one of 41 players on official watch list)
Dante Hall Award (most impactful "little big man" under 6-foot tall): **TB Kyle Evans** (one of 39 players on official watch list)
Paul Hornung Award (most versatile player): **WR Donovan Lee** (one of 43 on official watch list)
Bronko Nagurski Award (defensive player of the year): **CB Chidobe Awuzie, OLB Jimmie Gilbert** (two of 89 on official watch list)
Polynesian Player of the Year (most outstanding player of Polynesian Ancestry): **QB Sefo Liufau, DT Josh Tupou** (two of 38 players on official watch list)
Senior Bowl Watch List (January 28 all-star game): **CB Chidobe Awuzie, Tedric Thomson, Josh Tupou**
Jim Thorpe Award (top defensive back): **CB Chidobe Awuzie** (one of 39 on official watch list)
Doak Walker (top running back): **TB Phillip Lindsay** (one of 77 on official watch list)
Danny Wuerffel Award (athletic, academic & community achievement): **QB Sefo Liufau** (one of 88 on official watch list)


Awuzie
PAC-12 PLAYERS OF THE WEEK

QB SEFO LIUFAU (September 2, Offensive vs. Colorado State: 33-23-0, 318, 1 TD passing; 14-66 rushing; 384 yards total offense; 17 FDE)
QB STEVEN MONTEZ (September 24, Offensive at Oregon: 32-23-2, 333, 2 TD passing; 21-135, 1 TD rushing; 468 yards total offense; 23 FDE in first career start)
PK DAVIS PRICE (October 1, Special Teams vs. Oregon State: 2-2 FG (54 & 22 yards), 5-5 FG, 11 points, 8 KO/4 TD; longest FG by a freshman in school history)
TB PHILLIP LINDSAY (October 15, Offensive vs. Arizona State: 26-219, 3 TD rushing; 4-20 receiving; 10 first downs earned)

ROSE BOWL PAC-12 PLAYER OF THE WEEK

QB STEVEN MONTEZ (September 24 at Oregon: 32-23-2, 333, 2 TD passing; 21-135, 1 TD rushing; 468 yards total offense; 23 FDE in first career start)

NFF/COLORADO CHAPTER STATE OF COLORADO PLAYER OF THE WEEK

QB STEVEN MONTEZ (September 24 at Oregon: 32-23-2, 333, 2 TD passing; 21-135, 1 TD rushing; 468 yards total offense; 23 FDE in first career start)
WR SHAY FIELDS (October 1 vs. Oregon State: 7-169 receiving, 3 TD (covering 51, 33 and 63 yards), 5 FDE
TB PHILLIP LINDSAY (October 15, Offensive vs. Arizona State: 26-219, 3 TD rushing; 4-20 receiving; 10 first downs earned)

SCOUT.COM PAC-12 PLAYER OF THE WEEK

QB SEFO LIUFAU (September 2, Offensive vs. Colorado State: 33-23-0, 318, 1 TD passing; 14-66 rushing; 384 yards total offense; 17 FDE)

COLLEGESPORTSMADNESS.COM NATIONAL PLAYER OF THE WEEK

QB STEVEN MONTEZ (September 24 at Oregon: 32-23-2, 333, 2 TD passing; 21-135, 1 TD rushing; 468 yards total offense; 23 FDE in first career start)

COLLEGESPORTSMADNESS.COM PAC-12 PLAYER OF THE WEEK

QB STEVEN MONTEZ (September 24, Offensive at Oregon: 32-23-2, 333, 2 TD passing; 21-135, 1 TD rushing; 468 yards total offense; 23 FDE in first career start)
TB PHILLIP LINDSAY (October 15, Offensive vs. Arizona State: 26-219, 3 TD rushing; 4-20 receiving; 10 first downs earned)

COLLEGE FOOTBALL PERFORMANCE AWARDS NATIONAL PLAYER OF THE WEEK

TB PHILLIP LINDSAY (honorable mention: October 15, vs. Arizona State: 26-219, 3 TD rushing; 4-20 receiving; 10 first downs earned)

ALLSTATE SUGAR BOWL MANNING AWARD STARS OF THE WEEK *(eight selected weekly)*

QB STEVEN MONTEZ (honorable mention: Sept. 24 at Oregon: 32-23-2, 333, 2 TD passing; 21-135, 1 TD rushing; 468 yards total offense; 23 FDE in first career start)

DAVEY O'BRIEN AWARD "GREAT EIGHT" NATIONAL AWARD WINNERS *(eight selected weekly)*

QB SEFO LIUFAU (September 2, Offensive vs. Colorado State: 33-23-0, 318, 1 TD passing; 14-66 rushing; 384 yards total offense; 17 FDE)
QB STEVEN MONTEZ (honorable mention: Sept. 24 at Oregon: 32-23-2, 333, 2 TD passing; 21-135, 1 TD rushing; 468 yards total offense; 23 FDE in first career start)

JIM THORPE AWARD DEFENSIVE BACK OF THE WEEK

CB AHKELLO WITHERSPOON (honorable mention; September 24 at Oregon: 3, 2—5 TT, 3DS, PBU, INT, the latter with :48 left in the end zone)

EARL CAMPBELL-TYLER ROSE AWARD NATIONAL PLAYER OF THE WEEK

QB STEVEN MONTEZ (honorable mention: Sept. 24 at Oregon: 32-23-2, 333, 2 TD passing; 21-135, 1 TD rushing; 468 yards total offense; 23 FDE in first career start)
QB STEVEN MONTEZ (honorable mention: Oct. 1 vs. Oregon State: 27-19-0, 293, 3 TD passing; 4-28 rushing; 321 yards total offense; 13 FDE in first career start)

CU ATHLETES-OF-THE-WEEK

QB SEFO LIUFAU (August 29-September 4; vs. Colorado State: 33-23-0, 318, 1 TD passing; 14-66 rushing; 384 yards total offense; 17 FDE)
QB SEFO LIUFAU (September 12-18; at Michigan: 25-16-0, 246, 3 TD passing; 8-4 rushing; 250 yards total offense; 1-14 receiving; 9 FDE)
QB STEVEN MONTEZ (September 19-25; at Oregon: 32-23-2, 333, 2 TD passing; 21-135, 1 TD rushing; 468 yards total offense; 23 FDE in first career start)

FWAA NATIONAL TEAM OF THE WEEK

COLORADO (honorable mention: Sept. 24 at Oregon [Won, 41-38]: Steven Montez recorded the first 300-yard passing/100-yard rushing game in school history (333 and 135, respectively), and CU held off an Oregon rally with an interception in its own end zone by Ahkello Witherspoon in the final minute to earn a signature road win in its Pac-12 opener.)

COACHINGSEARCH.COM ASSISTANT COACH OF THE WEEK**BRIAN LINGREN, Quarterbacks** (Week 4; September 24 at Oregon)**JIM LEAVITT, Linebackers** (Week 7; October 15 vs. Arizona State)**ALLSTATE AFCA GOOD WORKS TEAM****OLB DEREK MCCARTNEY** (Jr.; bone marrow match and donated through the Be the Match national program; one of 12 recipients out of 81 nominated)**NFF/COLLEGE FOOTBALL HALL OF FAME 2016 INDUCTEE****DE HERB ORVIS** (played at Colorado from 1969-71; recorded 20 career sacks and went on to enjoy a 10-year career in the National Football League)**POLYNESIAN FOOTBALL HALL OF FAME 2017 INDUCTEES****OG CHRIS NAEOLE** (Colorado, 1992-96; NFL: New Orleans, Jacksonville 1997-2008, 12 years, *Hawaiian ancestry*)**SEASON OPENER REVIEW**

Statistically speaking, Colorado had one of its best season-opening games in school history on Sept. 2 against Colorado State. CU's 578 yards of total offense in the contest were the most in a season opener since 1994, when that Buff team (which went 11-1 and finished the year ranked No. 4 in the coaches poll) put up 649 yards of offense in a 48-13 win over Northeast Louisiana. That 1994 season-opening total is the highest yardage gained for any game to begin a season in Buffalo history, but the 578 yards vs. CSU last Friday comes in at No. 2. It was also just the eighth time since 1946 that Colorado has gained more than 500 yards of offense in the season opener.

What was equally impressive was the Buff defense allowing just 225 yards of total offense. CU outgained CSU by 353 yards on the night, which is the second most it has out-gained an opponent in a season-opener in program history (trailing the 1994 opener when CU outgained Northeast Louisiana by 394 yards). Here are the largest margins of victory in a CU season opener in history (not including contests against local high schools at the turn of last century):

LARGEST MARGINS OF VICTORY IN SEASON OPENER

Year	Opponent	Score	Margin	Year	Opponent	Score	Margin
1954	DRAKE	61- 0	61	1943	FT. WARREN	38- 0	38
1942	COLORADO MINES	54- 0	54	2016	Colorado State (Denver)	44- 7	37
1988	FRESNO STATE	45- 3	42	1995	at Wisconsin	43- 7	36
1923	BRIGHAM YOUNG	41- 0	41	1994	NORTHEAST LOUISIANA	48-13	35

SOUTH PARK RALPHIE INTRO

Most know that the creators of Comedy Central's popular *South Park* are University of Colorado alums: **Trey Parker, Matt Stone** and animator **Eric Stough**. Trey voices **Eric Cartman**; he teamed with Eric this summer to create a short (roughly 20 seconds) vignette that debuted during the countdown to kickoff prior to the 2014 Arizona State game. It's been a hit since, especially among the CU student section. Cartman is seen in his usual garb and he introduced Ralphie before the real buffalo led the Buffs on the field.



COLORADO 44, COLORADO STATE 7

SEPTEMBER 2, 2016

SAF AT MILE HIGH, DENVER

DENVER — Starting fast offensively and rock solid defensively, the Colorado Buffaloes opened the 2016 season with a convincing 44-7 win over Colorado State on a Friday night at Sports Authority Field at Mile High.

The Buffs rolled up 578 yards of total offense — their most in a season opener in 22 years — and held the Rams to 225. CU was in control from the start, holding the Rams to three plays and out on the game's first series and then marching 73 plays in 11 yards to take a 7-0 lead just four-plus minutes into the game and the rout was on.

CU senior Sefo Liufau, playing his first game since successfully rehabilitating from a Lisfranc (foot) injury, completed 23-of-33 passes for 318 yards and one touchdown, becoming the school's career leader in passing yardage (7,715).

HOW IT HAPPENED: CU scored on three of its first four possessions and led 24-0 with 13:59 left in the first half. By the end of the first quarter, the Buffs offense had outgained the Rams 253-10, with the CU defense emphatically answering the pressing pregame question about stopping the CSU run game. And the Buffs' up-tempo offense was up-and-running (and passing) early. The Buffs were fast: Their four first-half TD drives required 2:59, 1:56, 1:09 and 1:01.

CU's first scoring march was its longest in both time required (2:59) and distance covered (73 yards, 11 plays). Tailback Phillip Lindsay ran for 38 yards during the drive and Liufau completed two of three passes for 22 yards.

Liufau carried twice in that march, gaining eight yards on first down from the CSU 13, then fumbling at the goal line on second down. But his 310-pound center, Alex Kelley, smothered the football in the end zone.

Four more scores would follow in quick succession — a 17-yard Liufau to Devin Ross pass, a 1-yard Lindsay run, a 30-yard Diego Gonzalez field goal, and another 1-yard Lindsay dive that made it 31-0; the latter followed a 46-yard one-handed catch by Bryce Bobo that he hauled in before stepping out at the CSU 1-yard line.

In addition to his 30-yard field goal, Gonzalez kicked four PATs, extending his streak to 39 straight over last season and this. Through Friday night's first half, CU kicking specialists had made 142 straight extra points.

CU outgained CSU 364-79 in total yardage in the first half, including holding a 248-22 passing yards advantage. The Rams used two quarterbacks — starter Nick Stevens, transfer Faton Bauta — who combined to go 6-of-17 with one interception. That pick was by Chidobe Awuzie, who picked off Stevens late in the first half to set up the Buffs at their own 41-yard line. Lindsay scored on his second 1-yard dive five plays later.

CU increased its lead to 37-0 on a pair of third-quarter Gonzalez field goals (29, 22 yards) and took its shutout into the final quarter. The Rams finally scored on the first play of the fourth quarter, getting a 5-yard TD pass from Bauta to Marcus Wilson.

Liufau left the game after fumbling the ball away after a jarring tackle on a keeper with 12:38 remaining. CSU took over at its 33 but couldn't capitalize on the turnover.

But he returned on the next series, marching the Buffs 50 yards in 11 plays for their final score. The touchdown came on a 1-yard leap by former walk-on tailback Kyle Evans, who was awarded a scholarship midway through preseason camp. Gonzalez's PAT pushed CU's lead to 44-7 with 4:24 remaining. Seeing his first college action, redshirt freshman QB Steven Montez spelled Liufau on the Buffs' final possession.

TURNING POINT: The tone was set early by the CU 'D.' The Buffs held the Rams to 10 yards on 15 first-quarter plays, limiting them to 8 yards rushing and sending a decisive early message about stopping the CSU running game. The Rams didn't register their initial first down until 10:23 remained before halftime, and that possession ended three plays later with their sixth punt of the first half.

CU STANDOUTS: Lindsay: 20 carries, 95 yards, 2 TDs; Liufau: 23-33, 318 yards, 1 TD; Awuzie: nine tackles (eight solo), four third down stops and the interception.

Colorado State.....	0	0	0	0	—	7
COLORADO	21	10	6	7	—	44

SCORING	Score	Time	Qtr
COLORADO — Kelley recovered fumble in the end zone (Gonzalez kick)	7- 0	10:31	1Q
COLORADO — Ross 17 pass from Liufau (Gonzalez kick)	14- 0	7:38	1Q
COLORADO — Lindsay 1 run (Gonzalez kick)	21- 0	1:39	1Q
COLORADO — Gonzalez 30 FG	24- 0	13:59	2Q
COLORADO — Lindsay 1 run (Gonzalez kick)	31- 0	2:46	2Q
COLORADO — Gonzalez 29 FG	34- 0	10:43	3Q
COLORADO — Gonzalez 22 FG	37- 0	4:05	3Q
Colorado State — Wilson 5 pass from Bauta (Bryan kick)	37- 7	14:57	4Q
COLORADO — Evans 1 run (Gonzalez kick)	44- 7	4:24	4Q

Attendance: 69,850 **Time:** 3:45

Weather (82°): mostly clear skies, 27% humidity, 4 mph winds from the east

TEAM STATISTICS	COLORADO	CSU
First Downs.....	28	12
Third Down Efficiency (Fourth).....	12-19 (1-1)	5-16 (1-3)
Rushes—Net Yards	56-260	35-162
Passing Yards	318	63
Passes (Att-Comp-Int).....	33-23-0	29-12-2
Total Offense.....	578	225
Return Yards	53	0
Punts: No-Average.....	2-45.0	6-43.3
Fumbles: No-Lost.....	3-2	2-2
Penalties/Yards	4/35	2/15
Quarterback Sacks—Yards.....	2-24	1-6
Time of Possession	34:36	25:24
Drives/Average Field Position	13/C36	13/CS28
Red Zone: Scores-Attempts (Points).....	8-8 (44)	1-1 (7)

INDIVIDUAL STATISTICS

Rushing—Colorado: Lindsay 20-95, Liufau 14-66, Evans 8-41, Lee 10-41, Bisharat 4-17. **CSU:** Dawkins 14-88, Bauta 4-39, Hawkins 1-17, Kinsey 5-13, Matthews 7-13, Gallup 1-12, Clark 1-4, Stevens 2-minus 24.

Passing—Colorado: Liufau 33-23-0, 318, 1 td. **CSU:** Stevens 20-6-2, 31, 1 td; Bauta 9-6-0, 32, 0 td.

Receiving—Colorado: Ross 8-97, Bobo 5-99, Fields 3-79, Lindsay 3-23, Lee 2-12, MacIntyre 2-8. **CSU:** Gallup 4-38, Dawkins 3-9, Peralta 2-11, Wilson 2-7, Long 1-minus 2.

Punting—Colorado: Kinney 2-45.0 (45 long, 0 In20). **CSU:** Hunt 6-43.3 (57 long, 2 In20).

Punt Returns—Colorado: MacIntyre 2-19. **CSU:** none. **Kickoff Returns—Colorado:** Lindsay 1-26. **CSU:** Dawkins 1-35.

Tackle Leaders—Colorado: Awuzie 8,1—9; Olujobode 5,1—6; Thompson 3,3—6; Laguda 4,1—5; Gamboa 3,2—5; Moeller 1,3—4; Carrell 3,0—3; Kafovalu 3,0—3; Gillam 2,1—3; Tupou 1,2—3; McCartney 1,2—3; Franke 2,0—2; Gilbert 1,1—2. **CSU:** Davis 17,2—19; Schlager 11,0—11; Sweet 6,2—8; Colorito 4,2—6; Lovingood 4,1—5; Taylor 4,1—5.

Quarterback Sacks—Colorado: Gilbert 1-16, Olujobode 1-8. **CSU:** Buys 1-6.

Interceptions—Colorado: Thompson 1-20, Awuzie 1-14. **CSU:** none. **Passes Broken Up—Colorado:** Witherspoon 2, Awuzie, Gamboa, Thompson. **CSU:** Simmons 2.

GAME NOTES

The announced attendance of **69,850** was the most in the series since 2003 (76,219); Colorado sold **33,486** tickets (**9,217** student) for the game, accounting for that number despite season ticket holders of just under 2,800 tickets opted out for the game to receive an equal value in number for a Pac-12 game ... Colorado's **31-0** halftime lead was its largest since Nov. 15, 2003, when it led Iowa State 37-0 in Ames (an eventual 44-10 win) ... CU's **44** points were the most in the series by either team since 1996, when the Buffs won 48-34 in Fort Collins, and the 37-point win was the most lopsided in the series since a 47-7 CU win in 1956 (and the largest in an opener since 1988, when CU beat Fresno State in Boulder, 45-3) ... The **578** yards on offense by the Buffaloes were their most in a season opener since 1994 (649 in a 48-13 win over NE Louisiana), with the **225** yards allowed the fewest by an opponent in an opener since 1998 (CSU: 202 in a 42-14 Buff win) ... **C Alex Kelley** scored the first TD by a Buff offensive lineman since Oct. 28, 1995, when **OG Heath Irwin** recovered a fumble in the end zone in a 44-21 loss to Nebraska; Kelley became the first offensive lineman in CU history to score the team's first points of the year ... The Buffs outgained CSU, 253-10, in the first quarter (14 of CSU's first 18 plays went for three yards or less) as the Rams opened the game with six three-and-outs. In the first half, CSU ran nine plays in CU territory for minus-2 yards.

COLORADO 56, IDAHO STATE 7

SEPTEMBER 10, 2016

FOLSOM FIELD, BOULDER

BOULDER — Colorado won its second straight game with a record-setting performance at Folsom Field, rolling to a 56-7 win over visiting Idaho State in the home opener to start the season 2-0.

Sefo Liufau threw for 204 yards and two touchdowns, and added 54 yards and another score running the ball as the Buffaloes pulled away from the Bengals early and would play 71 of 86 players that dressed for the game.

The Buffs tied school records for the most points in the second quarter (35) and first half (49), and set a school record for the largest halftime lead (49-0), eclipsing a 49-7 edge they held against Northeast Louisiana in 1995.

HOW IT HAPPENED: The Buffs thoroughly dominated the game in every regard, putting it away before halftime.

CU scored on seven of its eight possessions in the first half. Colorado quarterback Sefo Liufau was 15-for-18 for 204 yards and two touchdowns in the first half, and also ran for 54 yards and a score before intermission. Phillip Lindsay added a pair of rushing touchdowns and Devin Ross and Kabion Ento each had a touchdown reception. Ento also added another touchdown catch in the third quarter for CU's final points of the day.

Colorado led 14-0 after the first quarter, opening with a 15-yard Liufau touchdown pass to Ross, followed by a 6-yard Lindsay run.

The Buffs then added five more touchdowns in the second quarter, with Lindsay adding another score from 2 yards, Kyle Evans rushing 1 yard for a touchdown, Liufau throwing to Chris Hill for a 4-yard score and Liufau running in from 19 yards out. CU backup quarterback Steven Montez then got into the act, completing a 69-yard touchdown pass to Ento on his first pass attempt as a collegian. Ento's touchdown was also the first time he touched the ball as a Buff.

Colorado finished with 597 yards offense, the Buffs' second straight week with at least 500 yards, following a 578-yard effort in an opening 44-7 win over Colorado State.

Defensively, the Buffs were equally dominant, holding the Bengals to 96 yards offense — 29 rushing and 67 passing. Colorado also did not allow Idaho State to cross midfield in the first half, and allowed just seven first downs for the entire game (three in the first half).

TURNING POINT: After punting on their second possession of the day, the Buffs defense forced a three-and-out and the offense came back to drive 61 yards in five plays for a touchdown to go up 14-0, opening the gate for six straight CU touchdowns.

KEY STATISTIC: The Bengals averaged just 1.7 yards per offensive play while the Buffs averaged 6.8 per snap.

NOTEWORTHY: An interception from true freshman Tony Julmisse extended CU's streak with at least one defensive takeaway to 15 games, best in the nation. ... It is the first 2-0 start by the Buffs since 2013, when Mike MacIntyre's first CU team beat CSU and Central Arkansas to open the year. ... CU played 71 of the 86 players who dressed for the game. ... It was the first time CU has gained 500-plus yards in back-to-back games since Nov. 9-16, 2002.

QUOTEWORTHY: "I think we just go out there and play as hard as we can play. The whole key of the first two games goes back to practice. It doesn't go to what happened in the game, it goes to how we practice and how we focus and prepare." — CU coach Mike MacIntyre

"I just think we are executing at a higher level. I think we're holding ourselves to a higher standard." — Liufau

Idaho State.....	0	0	7	0	—	7
COLORADO	14	35	7	0	—	56

SCORING	Score	Time	Qtr
COLORADO — Ross 15 pass from Liufau (Gonzalez kick)	7- 0	10:02	1Q
COLORADO — Lindsay 6 run (Gonzalez kick)	14- 0	2:51	1Q
COLORADO — Lindsay 2 run (Gonzalez kick)	21- 0	14:16	2Q
COLORADO — Evans 1 run (Gonzalez kick)	28- 0	12:13	2Q
COLORADO — Hill 4 pass from Liufau (Gonzalez kick)	35- 0	6:07	2Q
COLORADO — Liufau 19 run (Gonzalez kick)	42- 0	4:21	2Q
COLORADO — Ento 69 pass from Montez (Gonzalez kick)	49- 0	0:35	2Q
COLORADO — Ento 19 pass from Montez (Graham kick)	56- 0	6:20	3Q
Idaho State — Ford 3 run (Johnson kick)	56- 7	1:48	3Q

Attendance: 39,505 **Time:** 3:13

Weather (77°): sunny skies, 17% humidity, 5 mph winds from the northeast

TEAM STATISTICS	COLORADO	IDAHO STATE
First Downs.....	32	7
Third Down Efficiency (Fourth).....	11-18 (1-2)	2-14 (0-1)
Rushes—Net Yards	57-262	13-29
Passing Yards	335	67
Passes (Att-Comp-Int).....	31-22-0	42-20-1
Total Offense.....	597	96
Return Yards	31	23
Punts: No-Average.....	4-41.8	11-41.3
Fumbles: No-Lost.....	1-1	0-0
Penalties/Yards	5/37	8/78
Quarterback Sacks—Yards	1-3	0-0
Time of Possession	36:36	23:24
Drives/Average Field Position	15/C35	16/IS26
Red Zone: Scores-Attempts (Points).....	7-8 (49)	1-1 (7)

INDIVIDUAL STATISTICS

Rushing—Colorado: Liufau 6-54, Evans 15-52, Lee 8-40, Montez 4-34, T.Lewis 9-33, Lindsay 7-30, Bisharat 8-19. **Idaho State:** Flanagan 2-11, Madison 2-9, Ford 6-9, Woodhouse 1-2, Dean 1-1, T.Gueller 1-minus 3.

Passing—Colorado: Liufau 18-15-0, 204, 2 td; Montez 10-6-0, 177, 2 td; Gehrke 3-1-0, 14. **Idaho State:** T.Gueller 36-19-1, 65, 0 td; Jewell 6-1-0, 2.

Receiving—Colorado: MacIntyre 6-76, Ross 3-27, Ento 2-88, Fields 2-78, Bobo 2-7, Huntley 1-14, Lee 1-10, Lindsay 1-9, Bounds 1-8, Evans 1-8, Hall 1-6, Hill 1-4. **Idaho State:** Cook 5-28, Williams 4-19, Graves 4-15, Ford 4-7, Pilster 1-2, M.Gueller 1-1, Campbell 1-minus 5.

Punting—Colorado: Kinney 4-41.8 (47 long, 1 In20, 1 TB). **Idaho State:** Cheney 8-44.4 (59 long, 1 In20; Jewell 3-33.0 (40 long, 0 In20).

Punt Returns—Colorado: MacIntyre 5-30. **Idaho State:** Louie-McGee 1-6. **Kickoff Returns—Colorado:** Julmisse 1-14. **Idaho State:** Ford 4-83.

Tackle Leaders—Colorado: Gilbert 3,2—5; Olugbode 4,0—4; D.Lewis 3,1—4; Julmisse 3,0—3; Carrell 2,1—3; Tupou 2,1—3; Gamboa 1,2—3; Laguda 1,2—3; Awuzie 2,0—2; Severson 2,0—2; Howard 1,1—2; Kafovalu 1,1—2; Coleman 0,2—2. **Idaho State:** Martin 8,1—9; Stout 8,0—8; Manu 7,1—8; Jenkins 4,4—8; Ricks 5,1—6; Salutregui 5,0—5.

Quarterback Sacks—Colorado: Carrell 1-3. **Idaho State:** none.

Interceptions—Colorado: Julmisse 1-1. **Idaho State:** none. **Passes Broken Up—Colorado:** Awuzie, Bergner, Gamboa, Gilbert, Lewis, Moeller, Thompson, Witherspoon. **ISU:** Taylor.

GAME NOTES

Ralphie V did not run before the second half due to a safety issue with a new harness ... CU snapped a **14-game** losing streak when wearing black helmets (2-14 overall) ... CU played 71 of 86 players it dressed for the game ... **QB Sefo Liufau** (15-18-0, 204, 2 TD, 215.2 rating) had his record 22nd 200-yard passing game ... **WR Kabion Ento** became the 14th known player in CU history to score on their first offensive or special teams touch ... Colorado tied its school records for the most points in the second quarter (**35**), first half and either half (**49**); the **49-point** halftime lead set a new mark, topping the 42-point edge CU had versus NE Louisiana in 1995 (a 49-7 lead); and the 49-point win was CU's largest since that 66-14 verdict over NE Louisiana ... Colorado has scored **100** points in its first two games, its most since 103, also in 1994 ... Colorado gained **500-plus** yards in back-to-back games for the first time since Nov. 9-16, 2002; it marked the first time in back-to-back games to open a season since 1993 (when CU had 500+ in three straight versus Texas, Baylor and Stanford) ... Colorado allowed just 14 points in the first two games, its low since 1978, when the Buffs allowed 7 points in each of the first five games ... CU improved to **46-1** in "Sub 100/100 games," when holding the opponent under 100 in both rushing and passing, doing so for the first time since a 42-0 win over Miami-Ohio in 2007; the last time CU held a team under **100** yards total was on Oct. 24 1992 (54-7 win over Kansas State, 16 yards).

MICHIGAN 45, COLORADO 28**SEPTEMBER 17, 2016****MICHIGAN STADIUM, ANN ARBOR**

ANN ARBOR, Mich. — Colorado twice held a 14-point lead in the first quarter, but special teams miscues and injuries took their toll, as fourth-ranked Michigan rallied for a 45-28 win at Michigan Stadium.

The Wolverines turned one blocked punt into a touchdown and forced another bad punt that put the Wolverines in position for a second touchdown in the first half, and took a 24-21 lead into the locker room at intermission.

Colorado regained the lead on the first possession of the third quarter when Sefo Liufau tossed a 70-yard touchdown pass to Shay Fields, but Liufau (16-for-25, 245 yards, 3 touchdowns) left the game with an ankle injury after CU's next possession and the Buffs did not score again while Michigan answered with three more scores.

HOW IT HAPPENED: The Buffs jumped out to a quick 14-0 lead, scoring on their first offensive possession, then adding a defensive score less than a minute later.

After forcing Michigan to punt on its first possession, Colorado needed just three plays to go 49 yards for a touchdown. Liufau hit Jay MacIntyre with a 14-yard pass to start the drive, then connected with Devin Ross on a 37-yard scoring strike down the middle two plays later to give the Buffs a 7-0 lead.

Colorado then extended the lead to 14-0 less than a minute later. With Michigan facing a third-and-7, CU defensive back Chidobe Awuzie came off the edge and sacked Michigan quarterback Wilton Speight, forcing a fumble. Colorado linebacker Derek McCartney scooped up the loose ball and rumbled 18 yards for a touchdown and 14-0 lead.

Michigan, though, responded with a big play of its own. After stopping CU's offense in Colorado territory, UM's Michael Jocz blocked Alex Kinney's punt. Grant Perry then grabbed the ball at CU's 6-yard line and took it to the end zone as Michigan cut CU's lead to 14-7.

Colorado then bumped its edge back to 14 by driving 67 yards in 10 plays for a touchdown. Phillip Lindsay had a 10-yard run on the drive, Liufau hit Shay Fields for an 18-yard gain and Kabion Ento for 16 yards before finding Ross again on a fade route in the corner of the end zone.

The second period, however, was all Michigan. CU's Diego Gonzalez was wide right on a 36-yard field goal try and on CU's next possession, Kinney punted the ball into the backside of a CU player. It took Michigan just two plays to go 38 yards for the score, getting a 17-yard scoring run from Jehu Chesson to cut the Buffs' lead to 21-14.

TURNING POINT: Michigan added a 39-yard field goal with 1:59 left in the half to pull within 21-17 and the Buffs couldn't muster a drive and punted. The Wolverines needed one play to take the lead when Amara Darboh ran 45 yards for a score, giving UM a 24-21 edge heading into halftime.

But CU needed just three plays to score after the half, getting a 70-yard touchdown throw from Liufau to Fields for a 28-24 lead. Liufau, though, was injured on the prior play and while he returned on CU's next series, it was his last action of the day.

The Wolverines quickly responded. After a kick return by Jabrill Peppers past midfield, Michigan needed just two plays to reach the end zone, getting a 42-yard run from De'Veon Smith for a 31-28 lead, one the Wolverines never relinquished.

Michigan tacked on two more scores, going 80 yards for one and getting a 54-yard punt return for a touchdown from Peppers for another for the final tally.

KEY STATISTIC: CU scored 21 points and had 195 total yards in the first quarter, but just seven and 130 afterwards.

NOTEWORTHY: It was CU's 23rd straight loss against a ranked team dating back to 2009.

COLORADO	21	0	7	0	-	28
Michigan	7	17	14	7	-	45

SCORING	Score	Time	Qtr
COLORADO — Ross 37 pass from Liufau (Gonzalez kick)	7- 0	12:37	1Q
COLORADO — McCartney 18 fumble return (Gonzalez kick)	14- 0	11:48	1Q
Michigan — Perry 6 blocked punt return (Allen kick)	14- 7	8:27	1Q
COLORADO — Ross 6 pass from Liufau (Gonzalez kick)	21- 7	3:49	1Q
Michigan — Chesson 17 run (Allen kick)	21-14	8:49	2Q
Michigan — Allen 39 FG	21-17	1:59	2Q
Michigan — Darboh 45 pass from Speight (Allen kick)	21-24	0:33	2Q
COLORADO — Fields 70 pass from Liufau (Gonzalez kick)	28-24	14:02	3Q
Michigan — Smith 42 run (Allen kick)	28-31	13:16	3Q
Michigan — Isaac 1 run (Allen kick)	28-38	3:06	3Q
Michigan — Peppers 54 punt return (Allen kick)	28-45	11:27	4Q

Attendance: 110,042 **Time:** 3:22

Weather (75°): cloudy skies, 80% humidity, 10-15 mph winds from the southwest

TEAM STATISTICS	COLORADO	MICHIGAN
First Downs.....	15	20
Third Down Efficiency (Fourth).....	1-13 (0-1)	5-16 (0-0)
Rushes—Net Yards	33-64	41-168
Passing Yards	261	229
Passes (Att-Comp-Int).....	34-18-0	30-16-0
Total Offense.....	325	397
Return Yards	76	132
Punts: No-Average.....	10-33.1	7-39.3
Fumbles: No-Lost.....	1-0	2-1
Penalties/Yards	7/46	5/41
Quarterback Sacks—Yards	3-22	4-28
Time of Possession	28:25	31:35
Drives/Average Field Position	17/C28	15/M37
Red Zone: Scores-Attempts (Points).....	1-2 (7)	3-4 (17)

INDIVIDUAL STATISTICS

Rushing—Colorado: Lindsay 12-51, Evans 4-17, Liufau 8-4, Lee 1-3, Ross 1-minus 2, Allen 2-minus 4, Montez 4-minus 4, Team 1-minus 1. **Michigan:** Smith 11-87, Chesson 3-25, Peppers 2-24, Isaac 10-18, Evans 4-10, Higdon 1-8, McDoom 2-5, O'Korn 1-3, Hill 1-2, Speight 6-minus 14.

Passing—Colorado: Liufau 25-16-0, 246, 3 td; Montez 7-0-0, 0; MacIntyre 1-1-0, 14; Gehrke 1-1-0, 1. **Michigan:** Speight 30-16-0, 229, 1 td.

Receiving—Colorado: Ross 7-78, Fields 4-99, Lindsay 2-0, Bobo 1-50, Ento 1-16, Liufau 1-14, Lee 1-3, Adkins 1-1. **Michigan:** Butt 7-87, Darboh 2-51, Hill 2-16, Smith 1-minus 3, Perry 1-54; Isaac 1-21, Evans 1-3.

Punting—Colorado: Kinney 8-42.2 (53 long, 0 In20, 1 TB); Team 2-minus 7. **Michigan:** Allen 7-39.3 (50 long, 1 In20, 2 TB).

Punt Returns—Colorado: MacIntyre 3-58. **Michigan:** Peppers 4-99, Jocz 1-27, Perry 0-6. **Kickoff Returns—Colorado:** Julmisse 4-101. **Michigan:** Peppers 2-81.

Tackle Leaders—Colorado: Olugbode 11, 3—14; Gamboa 7, 5—12; Oliver 7, 0—7; Kafovalu 3, 3—6; Awuzie 5, 0—5; Laguda 4, 1—5; Thompson 4, 1—5; Carrell 2, 2—4; Tupou 2, 2—4; Witherspoon 3, 0—3; Gilbert 1, 1—2; Moeller 1, 1—2. **Michigan:** Gedeon 4, 8—12; Peppers 6, 3—9; Hill 4, 2—6; Clark 3, 3—6; Thomas 2, 4—6; McCray 3, 2—5.

Quarterback Sacks—Colorado: Awuzie 1-10, Kafovalu 1-8, Gilbert ½-2, Tupou ½-2. **Michigan:** Peppers 1-11, Hurst 1-3, McCray ½-4, Glasgow ½-4, Gedeon ½-3, Winovich ½-3.

Interceptions—Colorado: none. **Michigan:** none. **Passes Broken Up—Colorado:** Thompson 2, Witherspoon 2, Awuzie 1. **Michigan:** McCray, Stribling, Thomas.

GAME NOTES

CU dropped to **10-22** in games played in the Eastern Time Zone (**8-16** regular season, **2-6** bowl) ... This was the fifth time CU has played before 100,000-plus, with the **110,042** the largest of the five; it was the ninth time a team from the state of Colorado has played before a six-figure crowd: Air Force twice previously, CSU once and the Denver Broncos in SB XXI in Pasadena) ... CU has lost **23** straight against ranked teams, and **27** straight road games against ranked opponents (last win over Kansas in 2009, last road win at UCLA in 2002) ... **OT Aaron Haigler** made his first career start, doing so on the right side ... In the first half, the teams combined to go **1-of-14** on third down, gaining 4 net yards ... CU scored **28** points after scoring 30 in its first three trips here (0-31 in 1974, 27-26 in 1994, 3-27 in 1997) ... Liufau engineered 11 drives before leaving with the ankle injury (46 plays, 307 yards); Steven Montez was in for six drives (20 plays, 17 yards); Jordan Gehrke in for one play (1 yard) when Montez' helmet was knocked off ... CU was **7-of-9** on second downs in the first quarter, all conversions six yards or longer ... Colorado surrendered **397** yards on defense, 184 of which came on five plays ... **OLB Derek McCartney's** 18-yard fumble return for a touchdown as CU's first since Samson Kafovalu returned one 33 yards for a score last year at UCLA.

COLORADO 41, OREGON 38

SEPTEMBER 24, 2016

AUTZEN STADIUM, EUGENE

EUGENE, Ore. — Ahkello Witherspoon's interception in the end zone ended a last-ditch Oregon drive Saturday, clinching a 41-38 Colorado win over Oregon at Autzen Stadium in the Pac-12 opener for both teams.

Witherspoon's interception came with 48 seconds remaining in the game and Oregon with a first-and-goal from the 7-yard line, giving the Buffs the signature win they've been seeking to signal that CU's program has indeed turned around.

HOW IT HAPPENED: Steven Montez had a record-setting starting debut for the 3-1 Buffs at quarterback, completing 23 of 32 passes for 333 yards and three touchdowns and two interceptions. He turned in the first-ever 300-yard passing/100-yard rushing game in school history.

After jumping out to a double-digit lead for the second week in a row only to see the lead disappear, the Buffs rallied to win this one.

The Buffs jumped out to a 23-7 edge before the Ducks rallied to take a 38-33 lead late in the third quarter, turning a pair of Montez interceptions into touchdown drives.

But the Buffs showed some moxie in crunch time, regaining the lead midway through the fourth quarter when Montez threw a 31-yard touchdown pass to Bryce Bobo. The pass was originally ruled incomplete, but after instant replay review, the officials signaled touchdown. A 2-point conversion pass from Montez to Bobo gave the Buffs a 41-38 lead with 8:43 to go in the game, and the Buffs defense took over and made the lead stand, coming up with three straight defensive stops.

Colorado built its early lead with another strong start. After Oregon punted following a three-and-out on its opening possession of the game, the Buffs drove 80 yards in

eight plays for their first TD, getting a 1-yard scoring run from Phillip Lindsay to cap the drive, in which Montez completed three passes and Lindsay had a 33-yard run.

CU's defense then forced another three-and-out and the Buffs put together a seven-play, 44-yard drive that produced a 24-yard Chris Graham field goal and 10-0 lead.

Oregon then answered with its first score of the game to cut the lead to 10-7 when Taj Griffin scored from 1 yard out on a drive that was sparked by a 50-yard Tony Brooks-James run.

The Buffs, though, quickly responded, putting together back-to-back scoring drives to take a 23-7 lead. The first was a 12-play, 87-yard march, capped by a 7-yard Montez toss to Shay Fields, but a blocked PAT left CU with a 16-7 lead. Following an Oregon punt, CU struck quickly, going 63 yards in just four plays. A 61-yard Montez pass to Devin Ross put the Buffs at the Oregon 5, and two plays later, Montez dove over from the 3-yard line and Graham's PAT gave CU a 23-7 lead.

But Oregon answered with a touchdown and field goal, sandwiched around a CU drive that stalled in Ducks territory after a failed fourth-down try. The Ducks kept their touchdown drive alive with a 29-yard run on a fake punt, then scored on a 25-yard pass from Dakota Prukop to Darren Carrington Jr.

Colorado closed the half with a field goal to take a 26-17 lead into the locker room at intermission, then opened the third quarter with a 75-yard scoring drive. Montez hit Ross with a 48-yard scoring pass that was initially ruled incomplete but ruled a touchdown by replay and CU led 33-17 just two minutes into the third quarter.

TURNING POINT: This one had no turning point until the end. Montez's touchdown to Bobo and Witherspoon's interception were both plays that made the win possible.

COLORADO	16	10	7	8	—	41
Oregon	7	10	21	0	—	38

SCORING	Score	Time	Qtr
COLORADO — Lindsay 1 run (Graham kick)	7- 0	11:16	1Q
COLORADO — Graham 24 FG	10- 0	6:35	1Q
Oregon — Griffin 1 run (Schneider kick)	10- 7	5:16	1Q
COLORADO — Fields 7 pass from Montez (Graham kick)	16- 7	0:08	1Q
COLORADO — Montez 3 run (Graham kick)	23- 7	11:58	2Q
Oregon — Carrington 25 pass from Prukop (Schneider kick)	23-14	10:18	2Q
Oregon — Schneider 41 FG	23-17	2:31	2Q
COLORADO — Graham 33 FG	26-17	0:00	2Q
COLORADO — Ross 48 pass from Montez (Graham kick)	33-17	12:59	3Q
Oregon — Brooks-James 1 run (Schneider kick)	33-24	7:02	3Q
Oregon — Benoit 3 run (Schneider kick)	33-31	1:52	3Q
Oregon — Carrington 18 pass from Prukop (Schneider kick)	33-38	0:54	3Q
COLORADO — Bobo 31 pass from Montez (Bobo pass from Montez)	41-38	8:43	4Q

Attendance: 53,974 Time: 3:32

Weather (68°): mostly sunny, 40% humidity, 4 mph winds from the northwest

TEAM STATISTICS	COLORADO	OREGON
First Downs.....	32	24
Third Down Efficiency (Fourth).....	6-12 (0-1)	6-15 (2-2)
Rushes—Net Yards	52-260	45-215
Passing Yards	333	293
Passes (Att-Comp-Int).....	32-23-2	33-22-1
Total Offense.....	593	508
Return Yards	12	40
Punts: No-Average.....	3-40.3	6-38.5
Fumbles: No-Lost.....	1-0	0-0
Penalties/Yards	5/47	8/75
Quarterback Sacks—Yards.....	3-24	3-21
Time of Possession	33:26	26:34
Drives/Average Field Position	14/C24	13/O30
Red Zone: Scores-Attempts (Points).....	5-5 (27)	4-5 (28)

INDIVIDUAL STATISTICS

Rushing—Colorado: Montez 21-135, Lindsay 15-72, Evans 10-61, MacIntyre 1-3, Lee 2-minus 2, Team 3-minus 9. **Oregon:** Brooks-James 16-120, Benoit 13-49, Mattingly 1-29, Griffin 9-27, Prukop 6-minus 10.

Passing—Colorado: Montez 32-23-2, 333, 3 td. **Oregon:** Prukop 33-22-1, 293, 2 td.

Receiving—Colorado: Ross 7-153, Bobo 5-72, Fields 5-35, Lindsay 3-31, MacIntyre 2-21, Evans 1-21. **Oregon:** Stanford 6-95, Nelson 5-85, Carrington 5-68, Griffin 2-23, Benoit 2-14, Baylis 2-8.

Punting—Colorado: Kinney 3-40.3 (42 long, 1 In20). **Oregon:** Wheeler 6-38.5 (48 long, 2 In20).

Punt Returns—Colorado: Oliver 1-12. **Oregon:** none. **Kickoff Returns—Colorado:** Julmisse 1-8. **Oregon:** Nelson 5-97.

Tackle Leaders—Colorado: Olugbode 7,6—13; Gamboa 4,8—12; Thompson 4,6—10; Laguda 6,2—8; Carrell 5,2—7; Tupou 5,2—7; Gillam 2,4—6; Witherspoon 3,2—5; Awuzie 3,1—4; Moeller 2,1—3; Jackson 2,0—2; Oliver 2,0—2. **Oregon:** Dye 6,4—10; Hotchkins 4,5—9; Schooler 5,3—8; Ragin 4,3—7; Maloata 3,3—6; Apelu 4,1—5.

Quarterback Sacks—Colorado: Carrell 1½-13, Kafovalu 1-7, Gilbert ½-4. **Oregon:** Dye 1-9, McDowell 1-9, Hotchkins ½-2, Maloata ½-1.

Interceptions—Colorado: Witherspoon 1-0. **Oregon:** Schooler 1-36, Dye 1-4.

Passes Broken Up—Colorado: Thompson 3, Gamboa, Laguda, Moeller, Witherspoon. **Oregon:** Daniels, McDowell, Robinson.

GAME NOTES

Colorado extended the nation's fifth-longest PAT made streak to **156** before Oregon blocked the Buffs' second attempt of the game (the 156 was a school record; the streak dated back to Nov. 26, 2011) ... Colorado improved to **80-41-2** all-time in conference openers (**2-4** in the Pac-12 — both wins on the road;) ... CU ended a 6-game losing streak against the Ducks; Oregon now leads the series, 12-9 (5-3 in Eugene) ... Colorado has come out of the gate strong all four games: CU has outscored the opponent **72-14** with an **815-197** edge in total offense in the four first quarters combined ... The Buffs ran plays in Oregon territory on each of their first eight drives before going 3-and-out on the ninth drive ... CU was **17-of-31** on second down conversions (54.8 percent), 5-of-5 with 1-to-4 yards to go ... Colorado is now **51-9** all-time when rushing (260 today) and passing (333) for 200-plus yards in both ... The **593** yards are the most CU has ever gained in 21 games against the Ducks and is actually the first time a Colorado team has gained over 400 ... **CB Ahkello Witherspoon's** game-saving interception extended CU's nation's-best streak of forcing at least one turnover to **17** games ... This was the fewest points Oregon has scored against CU as a member of the Pac-12, and the fewest since the 2002 Fiesta Bowl (a 38-16 UO win).

COLORADO 47, OREGON STATE 6

OCTOBER 1, 2016

FOLSOM FIELD, BOULDER

BOULDER — With Steven Montez throwing and Shay Fields catching, the Colorado Buffaloes scored 20 unanswered first-half points and zipped past Oregon State 47-6 on a sunny Saturday afternoon at Folsom Field.

Montez and Fields hooked up for three first-half touchdowns, enabling Fields to tie the school record for TD receptions in a game (three) with three other players and the Buffs to remain unbeaten (2-0) in the Pac-12 Conference (4-1 overall).

Montez, a redshirt freshman making his second college start at quarterback in place of injured senior Sefo Liufau (ankle), followed his winning starting debut at Oregon with another solid afternoon. He accounted for 321 yards in total offense (293 passing, 28 rushing in three quarters against the Beavers (0-1, 1-3) to help CU to back-to-back conference wins for the first time since 2010.

For the first time this season, the Buffs trailed in the first quarter as OSU took a 3-0 lead on a 32-yard Garrett Owens field goal.

The Buffs came back in a hurry as Montez and Fields connected for scores on CU's next three possessions. The first was a 51-yarder that found Fields at least five steps behind the Beavers secondary, the second a 33-yarder that saw Fields equally uncovered. The Buffs led 13-3 after the first quarter, bumping their first-quarter scoring edge to 85-17 for the season.

After CU defensive end Jimmie Gilbert (two sacks on the day) forced a fumble by OSU QB Darrel Garretson and a subsequent 20-yard loss on the Beavers' first possession of the second quarter, the Buffs took over on their own 13-yard line.

Five plays into that drive, Montez hit Fields with a short pass near the right sideline and the CU junior then raced 63 yards to the end zone. Freshman Davis Price —

called on after Chris Graham's initial PAT was blocked — kicked the Buffs ahead 20-3 with 11:32 left before halftime.

Owens got the Beavers another three points with a 40-yard field goal (20-6), but the Buffs wasted no time answering. After a 33-yard kickoff return by freshman Tony Julmisse, CU marched 66 yards in 11 plays, capping the drive with a 1-yard walk-in TD by Phillip Lindsay on fourth down.

Price's PAT pushed CU ahead 27-6 with just under 5 minutes left before halftime. The Beavers were slowly, efficiently being buried, and for good measure the Buffs positioned Price for a 54-yard field goal with 50 seconds left in the half. It was the freshman's first field try as a collegian, and he delivered with the longest FG by a freshman in CU history.

Nine seconds later a hit by CU linebacker Kenneth Olugbode helped Rick Gamboa collect the first interception of his career, which Gamboa returned 20 yards for the first touchdown of his career. Colorado took a 37-6 lead at intermission.

After a Tedric Thompson interception midway through the third quarter, Price added his second field of the afternoon — a 22-yarder that increased CU's lead to 40-3 with 4:38 left in the quarter.

Although OSU managed another field goal, the Buffs' defense kept the Beavers out of the end zone, the first time in 11 years Colorado had held a conference opponent without a touchdown. Colorado also added one more touchdown to provide the final margin of victory.

The victory boosted the Buffs back into the national polls, with CU at No. 21 in the AP poll and No. 23 in the coaches' poll when the voting was announced Sunday.

Oregon State	3	3	0	0	—	6
COLORADO	13	24	3	7	—	47

SCORING	Score	Time	Qtr
Oregon State—Owens 32 FG	0-3	8:15	1Q
COLORADO — Fields 51 pass from Montez (kick blocked)	6-3	6:09	1Q
COLORADO — Fields 33 pass from Montez (Price kick)	13-3	1:00	1Q
COLORADO — Fields 63 pass from Montez (Price kick)	20-3	11:32	2Q
Oregon State — Owens 40 FG	20-6	9:27	2Q
COLORADO — Lindsay 1 run (Price kick)	27-6	4:45	2Q
COLORADO — Price 54 FG	30-6	0:50	2Q
COLORADO — Gamboa 20 interception return (Price kick)	37-6	0:41	3Q
COLORADO — Price 22 FG	40-6	4:38	3Q
COLORADO — Adkins 1 run (Price kick)	47-6	10:18	4Q

Attendance: 46,839 **Time:** 3:18

Weather (77°): sunny skies, 21% humidity, 6 mph winds from the east

TEAM STATISTICS	COLORADO	OREGON ST.
First Downs.....	26	14
Third Down Efficiency (Fourth).....	9-17 (1-1)	5-16 (0-0)
Rushes—Net Yards	54-247	34-126
Passing Yards	316	100
Passes (Att-Comp-Int).....	30-21-0	32-13-2
Total Offense	563	226
Return Yards	36	29
Punts: No-Average	5-44.4	8-44.6
Fumbles: No-Lost	0-0	4-0
Penalties/Yards	5/55	5/31
Quarterback Sacks—Yards	4-33	0-0
Time of Possession	32:28	27:32
Drives/Average Field Position	12/C24	14/OS28
Red Zone: Scores-Attempts (Points)	3-3 (17)	1-1 (3)

INDIVIDUAL STATISTICS

Rushing—Colorado: Lindsay 16-90, Evans 15-43, Adkins 7-31, Montez 4-28, Gehrke 1-23, Lee 7-15, Bisharat 3-9, Ross 1-8. **Oregon State:** Pierce 8-61, Nall 9-35, Bolden 1-10, Garretson 7-8, Cook 2-7, Lucas 1-3, Blount 6-2.

Passing—Colorado: Montez 27-19-0, 293, 3 td; Gehrke 3-2-0, 23. **Oregon State:** Garretson 16-5-0, 55, 0 td; Blount 16-8-2, 45, 0 td.

Receiving—Colorado: Fields 7-169, Bobo 4-20, Evans 3-37, MacIntyre 2-32, Lindsay 2-28, Lee 1-13, Ross 1-9, Keeney 1-8. **Oregon State:** Collins 5-56, Bolden 2-13, Pierce 2-11, Hernandez 1-9, Ortiz 1-5, Jarmon 1-5, Nall 1-1.

Punting—Colorado: Kinney 5-44.4 (57 long, 1 In20). **Oregon State:** Porebski 8-44.6 (66 long, 4 In20).

Punt Returns—Colorado: MacIntyre 2-15, Oliver 1-11. **Oregon State:** Dockery 1-16, Bolden 2-13.

Kickoff Returns—Colorado: Julmisse 1-33. **Oregon State:** Bolden 2-45, Bailey 1-35, Pierce 1-32, Bradford 1-15.

Tackle Leaders—Colorado: Olugbode 8,4—12; Gilbert 7,0—7; Gillam 4,3—7; Carrell 3,1—4; Franke 3,1—4; Jackson 3,1—4; Kafovalu 2,2—4; D.Lewis 3,0—3; Thompson 2,1—3; Severson 2,1—3; Thompson 2,1—3; Gamboa 1,2—3. **Oregon State:** Decoud 8,0—8; Hungalu 7,0—7; Arnold 6,1—7; Saulo 6,1—7; Willis 6,1—7; Ugwoegbu 4,3—7.

Quarterback Sacks—Colorado: Gilbert 2-26, D.Lewis 1-6, Tupou 1½-1, Kafovalu ½-0. **Oregon State:** none.

Interceptions—Colorado: Gamboa 1-20, Thompson 1-0. **Oregon State:** none.

Passes Broken Up—Colorado: Oliver 2, Awuzie, Gamboa, Gillam, Hasselbach, Witherspoon. **Oregon State:** Chappell, Crawford, Ugwoegbu.

GAME NOTES

Colorado improved to 4-1 for the first time since the 2005 season and 2-0 in league play for the first time since 2007 ... The attendance (46,839) was the largest in four seasons and the largest for Family Weekend since 2011 (CU is now 18-7 in Family Weekend games) ... CU dressed 75 players for the game, 68 played ... The 41-point win was CU's largest in a league game since Oct. 24, 1992, when the Buffs beat Kansas State 54-7 in Boulder ... CU was 14-of-31 on second down conversions, meaning the Buffs were 31-of-62 against the Oregon schools (17-of-31 versus the Ducks the previous last week) ... Colorado is now 52-9 all-time when rushing (247 today) and passing (316) for 200-plus yards in both: 4-0 this year ... The Buffs gained over 500 yards for the fourth time in five games this season (563 today), doing that last in 1994 ... The 6 points allowed by CU was the fewest in a Pac-12 game (47 total); previous low was 13 by OSU last year; and also first time CU has not allowed a TD in a Pac-12 contest ... The last time CU held a league opponent without a TD was 11 years ago to the day: Oct. 1, 2005 in a 34-0 win at Oklahoma State ... The Buff defense cranked it up when the Beavers hit midfield; OSU ran 30 plays in plus territory for 51 yards ... **WR Shay Fields (7-169, 3 TD, 5 FDE)** became just the fourth Buffalo to have three touchdowns receiving in a game, but the first to have three in a single half ... **PK Davis Price (5-5 PAT, 2-2 FG, 11 points)** had his first career placekicks, and in the process, set CU records for the longest field goal made by a freshman as well as the longest for a first-career make (54 yards).

SOUTHERN CALIFORNIA 21, COLORADO 17**OCTOBER 8, 2016****LOS ANGELES COLISEUM**

LOS ANGELES — After falling behind 14-0 in the first half, the No. 21 Colorado Buffaloes rallied to tie the game at 14-14 in the fourth quarter before finally falling to USC, 21-17, at the Los Angeles Coliseum.

Colorado forced four turnovers in the game, but could only manage to convert one into a score. CU dropped to 4-2 overall (2-1 Pac-12) while USC improved to 3-3, 2-2. The loss also dropped CU to 0-11 against the Trojans all time.

USC broke the tie midway through the fourth quarter by going 70 yards in six plays for the winning score, getting a 7-yard pass from Sam Darnold to Tyler Petite.

The Buffs had battled back from a 14-0 halftime deficit, tying the game with 10:20 to go in the game on a 10-yard Steven Montez scoring pass to Bryce Bobo.

Earlier in the half, Bobo helped the Buffs cut into USC's lead by throwing a 67-yard touchdown pass to Phillip Lindsay after taking a lateral from Montez.

Colorado's defense was stellar for most of the second half. The Buffs forced three second-half turnovers — two fumbles and an interception — and Colorado converted one of them into a touchdown. Afolabi Laguda and Jordan Carrell had fumble recoveries for the Buffs and Kenneth Olugbode had the interception.

The Buffs finally broke onto the scoreboard early in the third quarter. Following Carrell's fumble recovery, created by an Addison Gillam sack of Darnold, the Buffs needed one play to score on Bobo's pass to Lindsay.

CU's defense continued to hold and early in the fourth quarter, after the Buffs forced a second straight USC punt, Colorado finally put together its first sustained scoring drive of the game, going 84 yards in eight plays for the tying score. Montez helped keep the drive alive with an 11-yard throw to Kabion Ento on third-and-6

before Lindsay rumbled 37 yards to the USC 11. Three plays later, Montez found Bobo in the end zone for a 10-yard scoring pass and Davis Price's PAT tied the game at 14-14.

The Trojans, however, responded to regain the lead on Darnold's third touchdown pass of the game. Colorado quickly answered with a drive inside USC territory that produced a 42-yard Price field goal, but that finished the scoring for the game as USC managed to drive into CU territory and run out the clock on its next possession.

After outscoring opponents 85-17 in the first quarter and 164-47 in the first half this season, the Buffs were held scoreless in the first 30 minutes. The Trojans, meanwhile, put together a pair of long scoring drives, going 80 yards in nine plays for their first touchdown, then adding a 13-play, 92-yard drive for the 14-0 lead.

The Buffs had dodged a bullet on USC's first possession by forcing a Darnold fumble near the goal line with Ahkello Witherspoon recovering it in the end zone.

CU never mustered much of an offensive threat in the opening 30 minutes as the Buffs' high-powered offense never found a rhythm. Colorado also produced some self-inflicted wounds, including a pair of penalties that stifled the Buffs' deepest penetration into USC territory. Just after reaching the Trojan 34, the Buffs committed two penalties on three snaps, setting them back to their side of the 50.

Montez, who was starting his third straight game for the Buffs, was injured on CU's last possession of the half. Senior Sefo Liufau replaced Montez and moved the Buffs into Trojan territory before the drive stalled.

Montez returned for the second half and finished the game.

COLORADO	0	0	7	10	-	17
Southern California	7	7	0	7	-	21

SCORING	Score	Time	Qtr
USC — Imatorbhebe 32 pass from Darnold (Boormeester kick)	0-7	3:31	1Q
USC — Petite 11 pass from Darnold (Boormeester kick)	0-14	3:40	2Q
COLORADO — Lindsay 67 pass from Bobo (Price kick)	7-14	11:23	3Q
COLORADO — Bobo 10 pass from Montez (Price kick)	14-14	10:20	4Q
USC — Petite 7 pass from Darnold (Boormeester kick)	14-21	8:28	4Q
COLORADO — Price 42 FG	17-21	4:49	4Q

Attendance: 68,302 **Time:** 3:17

Weather (90°): scattered clouds, 35% humidity, calm winds

TEAM STATISTICS	COLORADO	USC
First Downs.....	20	28
Third Down Efficiency (Fourth).....	6-17 (1-2)	7-14 (1-2)
Rushes—Net Yards	29-96	43-190
Passing Yards	275	358
Passes (Att-Comp-Int).....	44-28-1	37-25-1
Total Offense.....	371	548
Return Yards	37	50
Punts: No-Average.....	7-42.1	3-39.3
Fumbles: No-Lost.....	0-0	4-3
Penalties/Yards	5/26	2/22
Quarterback Sacks—Yards	1-11	4-28
Time of Possession	27:42	32:18
Drives/Average Field Position	12/C26	12/SC29
Red Zone: Scores-Attempts (Points).....	1-1 (7)	3-3 (21)

INDIVIDUAL STATISTICS

Rushing—Colorado: Lindsay 11-57, Montez 13-25, Julmisse 1-10, Evans 1-2, Liufau 3-2. **USC:** Davis 13-92, Jones 10-56, Ware 8-25, Darnold 8-22, Team 4-minus 5.

Passing—Colorado: Montez 40-25-1, 197, 1 td; Liufau 3-2-0, 11; Bobo 1-1-0, 67, 1 td. **USC:** Darnold 37-25-1, 358, 3 td.

Receiving—Colorado: Bobo 10-83, Lindsay 6-105, Ross 6-48, Fields 4-32, Ento 1-11, Lee 1-minus 4. **USC:** Mitchell 6-63, Smith-Schuster 5-113, Burnett 5-34, Rogers 4-76, Imatorbhebe 2-45, Petite 2-18, Jones 1-9.

Punting—Colorado: Kinney 7-42.1 (47 long, 2 In20). **USC:** Tilbey 3-39.3 (44 long, 2 In20).

Punt Returns—Colorado: MacIntyre 1-14. **USC:** Jackson 4-50.

Kickoff Returns—Colorado: Julmisse 1-21. **USC:** Jackson 1-38.

Tackle Leaders—Colorado: Thompson 7.5—12; Laguda 8.3—11; Olugbode 6.3—9; Gamboa 6.2—8; Carrell 4.3—7; Tupou 2.4—6; Gillam 4.1—5; Moeller 3.2—5; Gilbert 3.1—4; Kafovalu 0.4—4; Awuzie 3.0—3; Oliver 2.1—3; Fisher 1.2—3. **USC:** Nwosu 5.5—10; Marshall 7.2—9; Green 2.5—7; Jackson 4.2—6; Hutchings 2.4—6; Lockett 4.1—5; Gustin 4.1—5.

Quarterback Sacks—Colorado: Gillam 1-11. **USC:** Dorton 1-15, Smith 1-6, Nwosu 1-2, Hutchings ½-3; Green ½-2.

Interceptions—Colorado: Olugbode 1-14. **USC:** Jackson 1-0.

Passes Broken Up—Colorado: Gilbert, Oliver, Thompson, Witherspoon. **USC:** Marshall 3, Nwosu 2, Gustin, Lockett.

GAME NOTES

USC now leads the all-time series by an **11-0** count, though the last two games have gone down to the wire and were decided by a total of 7 points ... The Buffs had won all five coin tosses this season prior to USC winning ... The 90-degree temperature at kickoff tied for the 11th warmest in school history (sixth at 90°); CU is **7-9** when the temp is 90-plus at kickoff ... Colorado is now **0-2** when wearing its silver-white-silver combination look ... This was the first game as a head coach that **Mike MacIntyre** coached with his team ranked (80 games total) ... USC led for **46:39**; the Buffs had trailed for all of 39:04 in their first five games; this was the first time this year CU did not own a lead in a game ... CU is now **2-20-1** all-time in the state of California, dropping the last 10 games ... Colorado had not allowed a touchdown in five straight quarters until USC scored one in the first quarter; the last time CU did not allow a TD in five straight was in 2012 ... USC was the first team to slow down the Buffs out of the gate this season, the only school to keep CU from scoring in the first quarter and the first half. The Trojans were the first to hold CU under 161 yards in the first quarter (70) and under 232 in the first half (127) ... By forcing four USC turnover, CU extended its nation's-best streak of forcing at least one turnover to **19** straight games ... **TB Phillip Lindsay** was the first Buff running back to have 100 yards receiving in a game since **TB Cortlen Johnson** did so at Iowa State on Nov. 10, 2001 (both had identical stats: 6-105 with a TD).

COLORADO 40, ARIZONA STATE 16

OCTOBER 15, 2016

FOLSOM FIELD, BOULDER

BOULDER — The Colorado Buffaloes parlayed the return of senior quarterback Sefo Liufau with a punishing ground game and buried No. 24 Arizona State, 40-16, at Folsom Field.

Beating the Sun Devils for the first time in eight tries, the Buffs (5-2, 3-1) remained tied with Utah (6-1, 3-1) in the Pac-12 Conference's South Division.

Liufau, out for all but two series in the previous three games with an ankle injury, completed 23 of his 31 passes for 265 yards. But it was CU's ground game — led by Phillip Lindsay's 29 carries for 219 yards and three touchdowns — that overran ASU (5-2, 2-2). The Sun Devils had entered the game with a Pac-12 leading rush defense, giving up just 89.3 yards per game.

Lindsay's 200-plus yard rushing game was the first by a Buff since Chris Brown's 211-yard effort against Missouri in 2002.

The Buffs celebrated Liufau's return by immediately kicking their offense into gear. They scored on their first possession, marching 81 yards in 10 plays and taking a 7-0 lead on Kyle Evans' 16-yard run and Davis Price's PAT.

Liufau gave a hint of his accuracy on the drive, completing all three of his pass attempts, and he completed his first nine of the night. Wide receiver Bryce Bobo finished the half with five receptions for 105 yards — his first career 100-yard receiving game.

The Buffs and Sun Devils went back and forth, battling to 7-7 and 10-10 ties until Liufau engineered a pair of scoring drives that covered 75 and 56 yards and opened a 23-10 halftime lead for CU.

Liufau's 3-yard keeper produced the first of those two TDs and Lindsay's 13-yard run accounted for the second. Price kicked a 20-yard field goal on the fourth play of the

second quarter — his fourth of the season in as many attempts — and added two of three extra points. His first missed PAT of the season caromed off the right upright following Lindsay's TD run.

ASU's 10 first-half points came on a 5-yard Manny Wilkins to Kody Kohl pass and a 51-yard field goal by Zane Gonzalez.

CU's defense limited the Sun Devils to 50 rushing yards and 149 passing yards (199 total offense) for the game and held the visitors to 3-of-18 third-down conversions. Colorado also finished with a commanding 27-7 edge in first downs.

CU opened the second half with something a few decibels beyond a bang — a 75-yard TD run by Lindsay on the first play from scrimmage. Lindsay's score and Price's PAT pushed the Buffs in front 30-10.

The Sun Devils cut the lead to 30-13 on a 50-yard field goal by Gonzalez. After Price's first missed field goal of the season — a 26-yarder that drifted wide right — the Buffs got the ball back on Afolabi Laguda's interception, the first of his career. That gave CU possession at its own 20, and the Buffs converted it into a 32-yard field by Chris Graham that increased CU's lead to 33-13.

Gonzalez nailed a 59-yard field goal to bring ASU to within 33-16 midway through the fourth before Liufau and the Buffs put together an 8-play, 47-yard scoring drive, capped by Lindsay's 4-yard run with 40 seconds remaining, to finish the scoring.

ASU's 199 total yards was the lowest total by ASU in the Todd Graham era, and the lowest total by a CU conference foe since Kansas State managed just 196 in 2001.

Laguda's interception also pushed CU's streak of games with at least one defensive takeaway to a nation-leading 20, and Colorado's 580 total yards marked the fifth time the Buffs surpassed the 500-yard mark this season.

Arizona State	7	3	3	3	—	16
COLORADO	7	16	10	7	—	40

SCORING	Score	Time	Qtr
COLORADO — Evans 16 run (Price kick)	7- 0	11:16	1Q
Arizona State — Kohl 5 pass from Wilkins (Gonzalez kick)	7- 7	2:48	1Q
COLORADO — Price 20 FG	10- 7	12:54	2Q
Arizona State — Gonzalez 51 FG	10-10	10:57	2Q
COLORADO — Liufau 3 run (Price kick)	17-10	9:11	2Q
COLORADO — Lindsay 13 run (kick failed)	23-10	4:47	2Q
COLORADO — Lindsay 75 run (Price kick)	30-10	14:48	3Q
Arizona State — Gonzalez 50 FG	30-13	10:50	3Q
COLORADO — Graham 36 FG	33-13	1:50	3Q
Arizona State — Gonzalez 59 FG	33-16	8:54	4Q
COLORADO — Lindsay 4 run (Graham kick)	40-16	0:40	4Q

Attendance: 48,588 Time: 3:14

Weather (79°): mostly clear, 17% humidity, wins from the east at 5 mph

TEAM STATISTICS	COLORADO	ARIZONA STATE
First Downs.....	27	7
Third Down Efficiency (Fourth).....	8-17 (0-0)	3-18 (0-1)
Rushes—Net Yards	52-315	28-50
Passing Yards	265	149
Passes (Att-Comp-Int).....	32-23-0	35-13-1
Total Offense	580	199
Return Yards	16	35
Punts: No-Average	6-44.3	10-52.1
Fumbles: No-Lost	2-2	2-0
Penalties/Yards	3/20	2/20
Quarterback Sacks—Yards	5-43	1-4
Time of Possession	33:36	26:24
Drives/Average Field Position	15/C25	17/AS32
Red Zone: Scores-Attempts (Points).....	6-7 (33)	1-1 (7)

INDIVIDUAL STATISTICS

Rushing—Colorado: Lindsay 26-219, Evans 11-59, Liufau 14-38, Team 1-minus 1. **Arizona State:** Richard 10-59, Ballage 7-14, Ralston 2-8, Wilkins 9-minus 31.

Passing—Colorado: Liufau 31-23-0, 265, 0 td; MacIntyre 1-0-0, 0. **Arizona State:** Wilkins 35-13-1, 149, 1 td.

Receiving—Colorado: Bobo 6-110, Ross 6-46, MacIntyre 4-37, Lindsay 4-20, Fields 2-20, Evans 1-32. **Arizona State:** White 5-97, Harry 3-13, Richard 1-14, Smith 1-13, Kohl 1-5, Jenkins 1-4, Ballage 1-3.

Punting—Colorado: Kinney 6-44.3 (47 long, 0 In20). **Arizona State:** Haack 10-52.1 (76 long, 2 In20, 3 TB).

Punt Returns—Colorado: MacIntyre 4-16. **Arizona State:** White 5-35.

Kickoff Returns—Colorado: none. **Arizona State:** White 2-38, Ballage 1-28.

Tackle Leaders—Colorado: Olugbode 7,3—10; Gilbert 3,4—7; Moeller 3,2—5; Gillam 2,3—5; Thompson 2,2—4; Awuzie 3,0—3; Carrell 2,1—3; Gamboa 1,2—3; Laguda 1,2—3; Howard 2,0—2; Kafovalu 1,1—2; Tupou 1,1—2; Jackson 0,1—1. **Arizona State:** Ball 10,0—10; Moeakiola 9,1—10; Fiso 8,1—9; Orr 6,0—6; Latu 5,0—5; Calhoun 5,0—5; Perry 4,0—4.

Quarterback Sacks—Colorado: Gilbert 2-22, Gillam 1-9, Awuzie 1-8, Olugbode 1-4. **Arizona State:** Latu 1-4.

Interceptions—Colorado: Laguda 1-0. **Arizona State:** none.

Passes Broken Up—Colorado: Awuzie 2, Oliver 2, Witherspoon 2, Laguda 1. **Arizona State:** Orr.

GAME NOTES

Colorado is both **5-2** overall and **3-1** in league play for the first time since the 2005 season and improved to **62-35-5** in Homecoming games ... This was CU's **398th** all-time victory at home (306th at Folsom Field) ... Zane Gonzalez' **59-yard** field goal was the second-longest in Folsom Field history; CU's Mason Crosby owns the longest (60 yards vs. Iowa State in 2004) ... In the last seven quarters in Boulder, CU has outgained ASU by **1,103-403** ... Colorado is now **4-0** in games against schools that were ranked in the coaches' poll but not in the Associated Press one ... Colorado and the National Football Foundation honored **Herb Orvis** in the first quarter as he will become the seventh CU player (and eighth associated with the school) to be inducted into the College Football Hall of Fame. Orvis, a defensive end, played at CU from 1969-71; NFF CEO and CU grad **Steve Hatchell** and '93 Buffalo inductee **Dick Anderson** (class of '67) participated in the ceremony ... Colorado rushed for **315** yards; the Buffs had 703 total in the first seven games in the series ... CU is now **28-10** in games with a 100-yard rusher and receiver; it was just the third 200/100 game (**3-0**) ... ASU was **0-of-14** on second down before converting its first time early in the fourth quarter; it finished the game 1-of-20 ... ASU ran 23 plays in CU territory for a net 19 yards.

NOTABLE PERFORMANCES: THE LAST TIME

INDIVIDUAL

Kickoff Return For A Touchdown	Colorado:	Nelson Spruce vs. Cal in Boulder, Nov. 16, 2013 (onside, 46 yards; otherwise: M. Mosley vs. Utah, Nov. 23, 2012, 100 yds)
	Opponent:	Reggie Dunn, Utah in Boulder, Nov. 23, 2012 (100 yards).
Punt Return For A Touchdown	Colorado:	Stephone Robinson vs. Kansas in Boulder, Oct. 22, 2005 (81 yards).
	Opponent:	Jabril Peppers, Michigan at Ann Arbor, Sept. 17, 2016 (54 yards).
Interception Return For A Touchdown	Colorado:	Rick Gamboa vs. Oregon State in Boulder, Oct. 1, 2016 (20 yards).
	Opponent:	Ishmael Adams, UCLA at Pasadena, Oct. 31, 2015 (96 yards).
Fumble Return/Recovery For A Touchdown	Colorado:	Derek McCartney vs. Michigan at Ann Arbor, Sept 17, 2016 (18 yards).
	Opponent:	Tra'Mayne Bondurant, Arizona at Tucson, Nov. 8, 2014 (22 yards).
Blocked Punt Return For A Touchdown	Colorado:	Lawrence Vickers vs. Washington State at Seattle, Sept. 11, 2004 (0 yards).
	Opponent:	Grant Perry, Michigan at Ann Arbor, Sept. 17, 2016 (6 yards).
Blocked Field Goal Return For A Touchdown	Colorado:	Has not occurred.
	Opponent:	Max Bergen, Stanford at Palo Alto, Oct. 8, 2011 (75 yards; first-ever against Colorado)
Blocked Punt	Colorado:	Doug Rippy vs. Toledo at Toledo, Sept. 11, 2009 (<i>two blocks</i>).
	Opponent:	Michael Jocz, Michigan at Ann Arbor, Sept. 17, 2016
Blocked PAT Kick	Colorado:	Nate Bonsu vs. Arizona State in Boulder, Oct. 11, 2012.
	Opponent:	Shemar Smith, Oregon State in Boulder, Oct. 1, 2016 (<i>kicker: Chris Graham</i>)
Blocked Field Goal	Colorado:	Tedric Thompson vs. Colorado State in Denver, Sept. 19, 2015 (in overtime).
	Opponent:	Kylie Fitts, Utah at Salt Lake City, Nov. 28, 2015 (<i>kicker: Diego Gonzalez</i>).
Offensive Lineman To Score A Touchdown	Colorado:	Alex Kelley vs. Colorado State in Denver, Sept. 2, 2016 (recovered fumble in end zone).
	Opponent:	Has not occurred.
Defensive Two-Point Conversion	Colorado:	Greg Biekert vs. Nebraska in Boulder, Nov. 2, 1991.
	Opponent:	Has not occurred.
300 Yards Total Offense	Colorado:	303, Sefo Liufau vs. Arizona State in Boulder, Oct. 15, 2016 (<i>265 pass, 38 rush</i>).
	Opponent:	380, Sam Darnold, Southern California at Los Angeles, Oct. 8, 2016 (<i>358 pass, 22 rush</i>).
400 Yards Total Offense	Colorado:	468, Steven Montez vs. Oregon at Eugene, Sept. 24, 2016 (<i>333 pass, 135 rush</i>).
	Opponent:	446, Jared Goff, California at Berkeley, Sept. 27, 2014 (<i>458 pass, -12 rush</i>).
100 Yards Rushing	Colorado:	219, Phillip Lindsay vs. Arizona State in Boulder, Oct. 15, 2016 (<i>26 attempts</i>).
	Opponent:	120, Tony Brooks-James, Oregon at Eugene, Sept. 24, 2016 (<i>16 attempts</i>).
200 Yards Rushing	Colorado:	219, Phillip Lindsay vs. Arizona State in Boulder, Oct. 15, 2016 (<i>26 attempts</i>).
	Opponent:	207, Jared Baker, Arizona in Boulder, Oct. 17, 2015 (<i>23 attempts</i>).
300 Yards Rushing	Colorado:	309, Chris Brown vs. Kansas at Lawrence, Oct. 12, 2002.
	Opponent:	366, Ka'Deem Carey, Arizona at Tucson, Nov. 10, 2012 (<i>25 carries</i>).
Three Touchdowns Rushing	Colorado:	3, Phillip Lindsay vs. Arizona State in Boulder, Oct. 15, 2016.
	Opponent:	4, Javorius "Buck" Allen, Southern California in Boulder, Nov. 23, 2013.
Four Touchdowns Rushing	Colorado:	4, Michael Adkins II vs. Charleston Southern in Boulder, Oct. 19, 2013.
	Opponent:	4, Ka'Deem Carey, Arizona in Boulder, Oct. 26, 2013.
Two 100-Yard Rushers	Colorado:	Phillip Lindsay (17-113) and Donovan Lee (10-103) vs. Nicholls State in Boulder, Sept. 26, 2005.
	Opponent:	Royce Freeman (27-163) and Taj Griffin (11-110), Oregon in Boulder, Oct. 3, 2015.
Three 100-Yard Rushers	Colorado:	Jon Keyworth (18-124), Paul Arendt (23-116) and Ward Walsh (15-101), vs. Air Force at USAFA, Nov. 21, 1970.
	Opponent:	David Overstreet (18-258), Darrell Shepard (3-151) and George Rhymes (9-110), Oklahoma in Boulder, Oct. 4, 1980.
300 Yards Passing	Colorado:	333, Steven Montez vs. Oregon at Eugene, Sept. 24, 2016.
	Opponent:	358, Sam Darnold, Southern California at Los Angeles, Oct. 8, 2016.
400 Yards Passing	Colorado:	455, Sefo Liufau vs. California at Berkeley, Sept. 27, 2014 (<i>46-of-67</i>).
	Opponent:	458, Jared Goff, California at Berkeley, Sept. 27, 2014 (<i>24-of-42</i>).
Three Touchdowns Passing	Colorado:	3, Steven Montez 3, Shay Fields vs. Oregon State in Boulder, Oct. 1, 2016.
	Opponent:	3, Sam Darnold, Southern California at Los Angeles, Oct. 8, 2016.
Four Touchdowns Passing	Colorado:	7, Sefo Liufau vs. California at Berkeley, Sept. 27, 2014 (<i>school record</i>).
	Opponent:	5, Mike Bercovici, Arizona State at Tempe, Oct. 10, 2015.
Five Touchdowns Passing	Colorado:	7, Sefo Liufau vs. California at Berkeley, Sept. 27, 2014 (<i>school record</i>).
	Opponent:	5, Mike Bercovici, Arizona State at Tempe, Oct. 10, 2015.
Three Interceptions Thrown	Colorado:	4, Nick Hirschman vs. Utah in Boulder, Nov. 23, 2012.
	Opponent:	3, Nick Foles, Arizona in Boulder, Nov. 12, 2011.
Four Interceptions Thrown	Colorado:	4, Nick Hirschman vs. Utah in Boulder, Nov. 23, 2012.
	Opponent:	4, Graham Harrell, Texas Tech at Lubbock, Oct. 27, 2007.
10 Receptions	Colorado:	10, Bryce Bobo vs. Southern California at Los Angeles, Oct. 8, 2016 (<i>83 yards</i>).
	Opponent:	11, Gabe Marks, Washington State at Pullman, Nov. 21, 2015 (<i>110 yards</i>).
100 Yards Receiving	Colorado:	110, Bryce Bobo vs. Arizona State in Boulder, Oct. 15, 2016 (<i>6 receptions</i>).
	Opponent:	113, JuJu Smith-Schuster, Southern California at Los Angeles, Oct. 8, 2016 (<i>5 receptions</i>).
200 Yards Receiving	Colorado:	209, Paul Richardson vs. Central Arkansas in Boulder, Sept. 7, 2013 (<i>11 receptions</i>).
	Opponent:	208, Ryan Broyles, Oklahoma at Norman, Oct. 30, 2010 (<i>9 receptions</i>).
Two Touchdowns Receiving	Colorado:	3, Shay Fields vs. Oregon State in Boulder, Oct. 1, 2016.
	Opponent:	2, Darren Carrington, Oregon at Eugene, Sept. 24, 2016.
Three Touchdowns Receiving	Colorado:	3, Shay Fields vs. Oregon State in Boulder, Oct. 1, 2016.
	Opponent:	3, Nelson Agholor, Southern California at Los Angeles, Oct. 18, 2014.
Two 100-Yard Receivers	Colorado:	Paul Richardson (11-140) and Nelson Spruce (8-140) vs. California in Boulder, Nov. 16, 2013.
	Opponent:	Nelson Agholor (6-128) and JuJu Smith (4-104), Southern California at Los Angeles, Oct. 18, 2014.
100-Yard Rusher & Receiver	Colorado:	Phillip Lindsay (26-219 rushing) & Bryce Bobo (6-110 receiving) vs. Arizona State in Boulder, Oct. 15, 2015.
	Opponent:	Gerard Wicks (13-123 rushing) & Gabe Marks (11-110 receiving), Washington State in Pullman, Nov. 21, 2015.
100-Yard Rusher & Receiver (<i>same player</i>)	Colorado:	Cortlen Johnson (27-172 rushing; 6-105 receiving), vs. Iowa State at Ames, Nov. 10, 2001.
	Opponent:	Has not occurred.

The Last Time, continued...

Four Touchdowns In A Game	Colorado:	4, Michael Adkins II vs. Charleston Southern in Boulder, Oct. 19, 2013 (4 rushing).
	Opponent:	4, Ka'Deem Carey, Arizona in Boulder, Oct. 26, 2013.
Four Field Goals In A Game	Colorado:	4, Will Oliver vs. Colorado State in Denver, Sept. 1, 2013.
	Opponent:	4, Alex Henery, Nebraska in Lincoln, Nov. 28, 2008.
50-Yard Field Goal	Colorado:	54, Davis Price vs. Oregon State in Boulder, Oct. 1, 2016 (<i>CU freshman record</i>)
	Opponent:	52, Jared Roberts, Colorado State in Denver, Aug. 29, 2014.
Two Interceptions In A Game	Colorado:	2, Jered Bell vs. Nicholls State in Boulder, Sept. 26, 2015.
	Opponent:	2, Terrance Mitchell, Oregon in Boulder, Oct. 5, 2013.
Three Interceptions In A Game	Colorado:	3, Terrence Wheatley vs. Texas Tech at Lubbock, Oct. 27, 2007.
	Opponent:	3, Philip Thomas, Fresno State at Fresno, Sept. 15, 2012.
Four Interceptions In A Game	Colorado:	Has not occurred.
	Opponent:	4, Frank Nelson, Utah at Salt Lake City, Nov. 2, 1946.
Three Quarterback Sacks In A Game	Colorado:	3 (for 20 yards), Josh Hartigan vs. Kansas State in Boulder, Nov. 20, 2010.
	Opponent:	4 (for 31 yards), Vilas Fauonuku, Utah at Salt Lake City, Nov. 28, 2015.
Four Quarterback Sacks In A Game	Colorado:	4½ (for 46), Ron Woolfork vs. Iowa in Boulder, Sept. 26, 1992.
	Opponent:	4 (for 31 yards), Vilas Fauonuku, Utah at Salt Lake City, Nov. 28, 2015.

TEAM

Shut Out (Defensive)	Colorado:	Game: 48-0, vs. Nicholls State in Boulder, Sept. 26, 2015. Through 3rd Qtr: 37-0, vs. Colorado State in Denver, Sept. 2, 2016. At Half: 49-0, vs. Idaho State in Boulder, Sept. 10, 2016.
	Opponent:	Game: 0-48, by Stanford in Boulder, Nov. 3, 2012. Through 3rd Qtr: 0-45, by Stanford in Boulder, Nov. 3, 2012. At Half: 0-14, by Southern California at Los Angeles, Oct. 8, 2016.
Safety	Colorado:	vs. Oregon in Boulder, Oct. 22, 2011 (Terrel Smith tackled Cliff Harris in end zone).
	Opponent:	by Southern California in Boulder, Nov. 23, 2013 (Soma Vainuku blocked punt into end zone).
Held To No Offensive Touchdowns	Colorado:	by Washington State at Pullman, Nov. 21, 2015.
	Opponent:	Oregon State in Boulder, Oct. 1, 2016.
30 First Downs In A Game	Colorado:	32, vs. Oregon at Eugene, Sept. 24, 2016.
	Opponent:	30, by Washington State at Pullman, Nov. 21, 2015.
Held Under 10 First Downs	Colorado:	6, by Stanford in Boulder, Nov. 3, 2012
	Opponent:	7, vs. Arizona State in Boulder, Oct. 15, 2016.
500 Yards Total Offense In A Game	Colorado:	580, vs. Arizona State in Boulder, Oct. 15, 2016 (315 rush, 265 pass).
	Opponent:	539, by Southern California at Los Angeles, Oct. 8, 2016 (181 rush, 358 pass).
600 Yards Total Offense In A Game	Colorado:	636, vs. Nicholls State in Boulder, Sept. 26, 2015 (358 rush, 278 pass).
	Opponent:	616, by Arizona in Boulder, Oct. 17, 2015 (291 rush, 325 pass).
Held Under 200 Yards Total Offense In A Game	Colorado:	141, by Washington in Boulder, Nov. 17, 2012 (90 rush, 51 pass).
	Opponent:	199, Arizona State in Boulder, Oct. 15, 2016 (50 rush, 149 pass).
Held Under 100 Yards Total Offense In A Game	Colorado:	76, by Stanford in Boulder, Nov. 3, 2012 (-21 rush, 97 pass).
	Opponent:	96, Idaho State in Boulder, Sept. 10, 2016 (29 rush, 67 pass).
300 Yards Rushing In A Game	Colorado:	315, vs. Arizona State in Boulder, Oct. 15, 2016.
	Opponent:	361, by Oregon in Boulder, Oct. 3, 2015.
400 Yards Rushing In A Game	Colorado:	427, vs. Kansas at Lawrence, Oct. 12, 2002.
	Opponent:	405, by Arizona in Boulder, Oct. 26, 2013.
500 Yards Rushing In A Game	Colorado:	502, vs. Missouri in Boulder, Nov. 11, 2000.
	Opponent:	516, by Missouri at Columbia, Oct. 6, 1984.
Held Under 100 Yards Rushing In A Game	Colorado:	96, by Southern California at Los Angeles, Oct. 8, 2016 (29 attempts).
	Opponent:	50, Arizona State in Boulder, Oct. 15, 2016 (28 attempts).
400 Yards Passing In A Game	Colorado:	401, vs. Arizona State at Tempe, Oct. 10, 2015.
	Opponent:	458, by California at Berkeley, Sept. 27, 2014.
500 Yards Passing In A Game	Colorado:	533, vs. NE Louisiana in Boulder, Sept. 16, 1995.
	Opponent:	523, by Fresno State at Honolulu, Dec. 25, 1993 (<i>Aloha Bowl</i> ; only time ever vs. Colorado)
Held Under 100 Yards Passing In A Game	Colorado:	51, vs. Washington in Boulder, Nov. 17, 2012.
	Opponent:	67, by Idaho State in Boulder, Sept. 10, 2016.
Averaged Over Eight Yards Per Play	Colorado:	8.00, vs. Charleston Southern in Boulder, Oct. 19, 2013 (52-416).
	Opponent:	8.72, by Southern California at Los Angeles, Oct. 18, 2014 (61-532).
Held Under Three Yards Per Play	Colorado:	2.61, by Washington in Boulder, Nov. 17, 2012 (54-141).
	Opponent:	1.75, by Idaho State in Boulder, Sept. 26, 2015 (55-96).
Four Interception Game	Colorado:	4, vs. Texas Tech at Lubbock, Oct. 27, 2007.
	Opponent:	4, by Utah in Boulder, Nov. 23, 2012.
Five Interception Game	Colorado:	5, vs. Texas Tech at Lubbock, Nov. 1, 2003.
	Opponent:	5, by Oklahoma in Boulder, Oct. 17, 1992.
Forced Five Lost Opponent Fumbles	Colorado:	5, vs. Nebraska in Boulder, Nov. 26, 1999.
	Opponent:	5, by Oklahoma State at Stillwater, Nov. 8, 1980.
Forced Six Lost Opponent Fumbles	Colorado:	6, vs. Kansas State in Boulder, Oct. 22, 1983.
	Opponent:	6, by Nebraska at Lincoln, Oct. 25, 1975.
Forty-Minute Time of Possession Game	Colorado:	41:05, vs. UCLA at Pasadena, Oct. 31, 2015.
	Opponent:	42:20, by Missouri in Boulder, Nov. 1, 1997.
Turnover-Free Game	Colorado:	vs. Oregon State in Boulder, Oct. 1, 2016.
	Opponent:	by Utah in Boulder, Nov. 29, 2014
Did Not Punt	Colorado:	vs. Iowa State in Boulder, Nov. 19, 1994.
	Opponent:	by Washington at Seattle, Nov. 9, 2013 (just second time since 1983; Baylor in 2010).
Recovered Own Onside Kick	Colorado:	vs. Oregon at Eugene, Nov. 22, 2014 (Nelson Spruce); 0-of-last-3.
	Opponent:	by California in Boulder, Nov. 16, 2013 (1-of-last-1).

CAREER SINGLE GAME BESTS

(for those who have regularly appeared in games)

MICHAEL ADKINS, TB

Rushing Attempts—22, at Hawai'i, 9/03/15
 Rushing Yards—137, vs. Charleston Southern, 10/19/13
 Long Run—43, vs. Washington, 11/01/14
 Rushing TDs—4, vs. Charleston Southern, 10/19/13
 Receptions—2, six times (last: at Hawai'i, 9/03/15)
 Receiving Yards—63, vs. California, 11/16/13
 Long Reception—63, vs. California, 11/16/13 (TD)
 Receiving TDs—1, vs. California, 11/16/13

CHIDOBE AWUZIE, CB

Total Tackles—12, vs. Arizona, 10/26/13
 Solo Tackles—10, twice (last: at Washington State, 11/21/15)
 Pass Deflections—4, at Massachusetts, 9/06/14
 Interceptions—1, thrice (last: vs. Colorado State, 9/2/16)
 Third Down Stops—4, vs. Colorado State in Denver, 9/2/16

BRYCE BOBO, WR

Receptions—10, at Southern California, 10/8/16
 Receiving Yards—110, vs. Arizona State, 10/15/16
 Long Reception—66, vs. Arizona State, 10/15/16
 Receiving TDs—2, vs. UCLA, 10/25/14

BEAU BISHARAT, TB

Rushing Attempts—8, vs. Idaho State, 9/10/16
 Rushing Yards—19, vs. Idaho State, 9/10/16
 Long Run—7, vs. Colorado State in Denver, 9/2/16
 Rushing TDs—N/A

JORDAN CARRELL, DL

Total Tackles—10, at Utah, 11/28/15
 Solo Tackles—7, at Utah, 11/28/15
 QB Sacks—1½, at Oregon, 9/24/16
 Third Down Stops—2, at Utah, 11/28/15

TIM COLEMAN, DE

Total Tackles—2, 5 times (last: vs. Idaho State, 9/10/16)
 Solo Tackles—2, thrice (last: vs. Nicholls State, 9/26/15)
 Third Down Stops—1, vs. Colorado State, 8/29/14
 QB Sacks—1, twice (last: vs. Oregon State, 10/04/14)
 Tackles For Loss—1, twice (last: vs. Oregon State, 10/04/14)

KABION ENTO, WR

Receptions—2, vs. Idaho State, 9/10/16
 Receiving Yards—88, vs. Idaho State, 9/10/16
 Long Reception—69, Idaho State, 9/10/16 (TD)
 Receiving TDs—2, Idaho State, 9/10/16

KYLE EVANS, TB

Rushing Attempts—15, thrice (last: vs. Oregon St., 10/1/16)
 Rushing Yards—61, at Oregon, 9/24/16
 Long Run—20, vs. Colorado State in Denver, 9/2/16
 Rushing TDs—1, 4 times (last: vs. Arizona State, 10/15/16)

SHAY FIELDS, WR

Receptions—8, twice (last: vs. Arizona, 10/17/15)
 Receiving Yards—169, vs. Oregon State, 10/1/16
 Long Reception—75, at Arizona, 11/08/14 (TD)
 Receiving TDs—3, vs. Oregon State, 10/1/16
 Long Run—17, vs. Colorado State, 9/19/15

NICK FISHER, CB

Total Tackles—1, at Washington State, 11/21/15
 Solo Tackles—1, at Washington State, 11/21/15
 Pass Deflections—N/A

JASE FRANKE, DT

Total Tackles—5, at Hawai'i, 9/03/15
 Solo Tackles—4, at Hawai'i, 9/03/15
 QB Sacks—1, at Hawai'i, 9/03/15
 Third Down Stops—1, at Utah, 11/28/15

RICK GAMBOA, ILB

Total Tackles—12, thrice (last: at Oregon, 9/24/16)
 Solo Tackles—10, at Washington State, 11/21/15
 QB Sacks—1, at Hawai'i, 9/03/15
 Third Down Stops—2, at Oregon, 9/24/16
 Interceptions—1, vs. Oregon State, 10/1/16 (TD)

JORDAN GEHRKE, QB

Pass Attempts—20, at Utah, 11/28/15
 Pass Completions—11, at Utah, 11/28/15
 Passing Yards—113, at Utah, 11/28/15
 TD Passes—1, at Utah, 11/28/15
 Long Pass—23, at Utah, 11/28/15
 Interceptions—1, at Utah, 11/28/15
 Rating (min 10 att.)—109.9, at Utah, 11/28/15
 Rushing Yards—23, vs. Oregon State, 10/01/16

JIMMIE GILBERT, OLB

Total Tackles—8, at UCLA, 10/31/15
 Solo Tackles—7, vs. Oregon State, 10/1/16
 Third Down Stops—4, vs. Arizona State, 10/15/16
 QB Sacks—2, twice (last: vs. Arizona State, 10/15/16)

ADDISON GILLAM, ILB

Total Tackles—18, vs. Oregon, 10/05/13
 Solo Tackles—14, vs. Oregon, 10/05/13
 Third Down Stops—4, twice (last: vs. Oregon, 10/05/13)
 QB Sacks—1, 7 times (last: vs. Arizona State, 10/15/16)

DIEGO GONZALEZ, PK

Field Goals Made—3, twice (last: vs. CSU, 9/2/16)
 Field Goals Attempted—4, twice (last: at UCLA, 10/31/15)
 Long Field Goal—52, twice (last: vs. Oregon, 10/03/15)
 PAT Made—6, vs. Massachusetts, 9/12/15
 PAT Attempts—6, vs. Massachusetts, 9/12/15

JOHNNY HUNTLEY, WR

Receptions—1, vs. Idaho State, 9/10/16
 Receiving Yards—14, vs. Idaho State, 9/10/16
 Long Reception—14, vs. Idaho State, 9/10/16
 Receiving TDs—N/A

SEAN IRWIN, TE

Receptions—3, at Utah, 11/28/15
 Receiving Yards—52, vs. Arizona, 10/17/15
 Long Reception—47, vs. Arizona, 10/17/15
 Receiving TDs—1, at California, 9/27/14

LEO JACKSON, DT

Total Tackles—6, vs. Colorado State, 9/19/15
 Solo Tackles—3, thrice (last: vs. Oregon State, 10/1/16)
 QB Sacks—1, twice (last: at Oregon State, 10/24/15)
 Third Down Stops—1, 5 times (last: at Utah, 11/28/15)

ANTHONY JULMISSSE, CB

Total Tackles—3, vs. Idaho State, 9/10/16
 Solo Tackles—3, vs. Idaho State, 9/10/16
 Interceptions—1, vs. Idaho State, 9/10/16
 Third Down Stops—N/A
 Pass Deflections—N/A

SAMSON KAFOVALU, DT

Total Tackles—7, at Oregon, 9/24/16
 Solo Tackles—5, twice (last: at Oregon, 9/24/16)
 QB Sacks—1, 9 times (last: at Oregon, 9/24/16)
 Third Down Stops—2, vs. Arizona State, 10/15/16

DYLAN KEENEY, TE

Receptions—3, at Washington State, 11/21/15
 Receiving Yards—31, at Washington State, 11/21/15
 Long Reception—23, vs. Colorado State, 9/19/15
 Receiving TDs—N/A

ALEX KINNEY, P

Punts—8, twice (last: at Michigan, 9/17/16)
 Average (min. 5 punts)—46.0, vs. Oregon, 10/03/15
 Long Punt—58, at Oregon State, 10/24/15
 50-Plus—2, thrice (last: vs. Oregon State, 10/1/16)
 Inside-the-20—3, thrice (last: at UCLA, 10/31/15)

AFOLABI LAGUDA, S

Total Tackles—11, at Southern California, 10/8/16
 Solo Tackles—8, at Southern California, 10/8/16
 Interceptions—1, vs. Arizona State, 10/15/16
 Pass Deflections—1, twice (last: at Oregon, 9/24/16)

DONOVAN LEE, WR

Receptions—7, at UCLA, 10/31/15
 Receiving Yards—39, at Washington State, 11/21/15
 Long Reception—17, at Oregon State, 10/24/15
 Receiving TDs—1, at Oregon, 11/22/14
 Rushing Yards—103, vs. Nicholls State, 9/26/15
 Long Run—59, vs. Nicholls State, 9/26/15 (TD)

DREW LEWIS, ILB

Total Tackles—4, vs. Idaho State, 9/10/16
 Solo Tackles—3, twice (last: vs. Oregon State, 10/11/16)
 Third Down Stops—1, twice (last: vs. Oregon State, 10/1/16)
 QB Sacks—1, vs. Oregon State, 10/1/16

PHILLIP LINDSAY, TB

Rushing Attempts—26, vs. Arizona State, 10/15/16
 Rushing Yards—219, vs. Arizona State, 10/15/16
 Long Run—75, vs. Arizona State, 10/15/16 (TD)
 Rushing TDs—3, vs. Arizona State, 10/15/16
 Receptions—6, at Southern California, 10/8/16
 Receiving Yards—105, at Southern California, 10/8/16
 Long Reception—67, at Southern California, 10/8/16 (TD)
 Long Kickoff Return—51, vs. Hawai'i, 9/20/14

SEFO LIUFAU, QB

Pass Attempts—67, 1, at California, 9/27/14 (school record)
 Pass Completions—46, at California, 9/27/14 (school record)
 Passing Yards—455, at California, 9/27/14
 Long Pass—75, twice (vs. Arizona, 2013 & 2014, (TD, TD)
 TD Passes—7, at California, 9/27/14 (school record)
 Interceptions—2, eight times (last: at UCLA, 10/31/15)

Rating (min. 10 att.)—215.2, vs. Idaho State, 9/10/16

Total Offense—527, at California, 9/27/14 (school record)

Rushing Yards—81, at Hawai'i, 9/03/15

EDDY LOPEZ, DT

Total Tackles—2, four times (last: at Oregon, 11/22/14)
 Solo Tackles—1, five times (last: at Oregon, 11/22/14)
 Third Down Stops—N/A

JAY MACINTYRE, WR

Receptions—6, vs. Idaho State, 9/10/16
 Receiving Yards—76, vs. Idaho State, 9/10/16
 Long Reception—38, vs. Nicholls State, 9/26/15 (TD)
 Receiving TDs—1, vs. Nicholls State, 9/26/15

MICHAEL MATHEWES, DL

Total Tackles—6, vs. Nicholls State, 9/26/15
 Solo Tackles—5, vs. Nicholls State, 9/26/15
 QB Sacks—1, vs. Nicholls State, 9/26/15
 Third Down Stops—1, vs. Idaho State, 9/10/16 (4DS)

DEREK MCCARTNEY, OLB

Total Tackles—10, vs. Colorado State, 9/19/15
 Solo Tackles—7, vs. USC, 11/13/15
 Third Down Stops—2, vs. Colorado State, 9/19/15
 QB Sacks—1, 8 times (last: vs. USC, 11/13/15)
 QB Hurries—3, vs. Arizona, 10/17/15
 Tackles For Loss—2, vs. USC, 11/13/15 (one sack, one TFL)
 Interceptions—1, at Hawai'i, 9/03/15

RYAN MOELLER, S

Total Tackles—14, at Oregon, 11/22/14
 Solo Tackles—14, at Oregon, 11/22/14
 Third Down Stops—1, 5 times (last: vs. Idaho St., 9/10/16)
 Interceptions—1, vs. Massachusetts, 9/12/15
 Passes Broken Up—1, 4 times (last: vs. Idaho St., 9/10/16)

STEVEN MONTEZ, QB

Pass Attempts—40, at Southern California, 10/8/16
 Pass Completions—25, at Southern California, 10/8/16
 Passing Yards—333, at Oregon, 9/24/16
 TD Passes—3, twice (last: vs. Oregon State, 10/1/16)
 Long Pass—69, vs. Idaho State, 9/10/16 (TD)
 Interceptions—2, at Oregon, 9/24/16
 Rating (min 10 att.)—224.3, vs. Idaho State, 9/10/16

KENNETH OLUGBODE, ILB

Total Tackles—17, vs. Colorado State, 9/19/15
 Solo Tackles—11, at Michigan, 9/17/16
 QB Sacks—1, vs. Colorado State, 9/2/16
 Third Down Stops—3, vs. UCLA, 10/25/14; at Utah, 11/28/15
 Interceptions—1, twice (last: at Southern Cal, 10/8/16)

DERRION RAKESTRAW, WR

Receptions—N/A
 Receiving Yards—N/A
 Long Reception—N/A
 Receiving TDs—N/A

DEVIN ROSS, WR

Receptions—9, at UCLA, 10/31/15
 Receiving Yards—153, at Oregon, 9/24/16
 Long Reception—68, at Arizona State, 10/10/15 (TD)
 Receiving TDs—2, at Michigan, 9/17/16

CHRISTIAN SHAVER, ILB

Total Tackles—4, vs. Nicholls State, 9/26/15
 Solo Tackles—2, thrice (last: vs. Nicholls State, 9/26/15)
 Third Down Stops—1, thrice (last: at Michigan, 9/17/16)
 Tackles For Loss—1, vs. Arizona State, 9/13/14

TEDRIC THOMPSON, S

Total Tackles—12, vs. Oregon, 10/03/15
 Solo Tackles—9, twice (last: at UCLA, 10/31/15)
 Third Down Stops—2, thrice (last: at Oregon, 9/24/16)
 Interceptions—1, eight times (last: vs. Oregon St, 10/1/16)
 Pass Deflections—3, twice (last: at Oregon, 9/25/16)

JOSH TUPOU, DT

Total Tackles—9, at Utah, 11/30/13
 Solo Tackles—5, at Oregon, 9/24/16
 QB Sacks—2, at Arizona, 11/08/14
 Third Down Stops—1, six times (last: at Michigan, 9/17/16)

LEE WALKER, WR

Receptions—1, twice (last: vs. Nicholls State, 9/26/15)
 Receiving Yards—19, vs. Nicholls State, 9/26/15
 Long Reception—19, vs. Nicholls State, 9/26/15
 Receiving TDs—N/A

ANKELLO WITHERSPOON, CB

Total Tackles—6, twice (last: vs. Oregon, 10/03/15)
 Solo Tackles—6, twice (last: vs. Oregon, 10/03/15)
 Interceptions—1, thrice (last: at Oregon, 9/24/16)
 Pass Deflections—2, thrice (last: vs. Arizona State, 10/15/16)

PERSONNEL / DEPTH CHART

A note about CU's depth: in-season, charts *reflect* change and generally do not announce it unless there are long-term injuries.

OFFENSE

(Multiple)

WIDE RECEIVER (X)

- 4 Bryce Bobo, 6-2, 190, Jr.*
6 Johnny Huntley, 6-3, 210, Fr.
16 Jaleel Awini, 6-2, 215, Sr.-5*

WIDE RECEIVER (Z)

- 1 Shay Fields, 5-11, 180, Jr.*
17 Kabion Ento, 6-3, 180, Jr.
18 Lee Walker, 6-0, 180, Soph.*

WIDE RECEIVER (H)

- 2 Devin Ross, 5-9, 185, Jr.**
14 Jay MacIntyre, 5-10, 190, Soph.*
85 Justin Jan, 6-3, 210, Fr.-RS

LEFT TACKLE

- 76 Jeromy Irwin, 6-5, 295, Jr.***
70 Shane Callahan, 6-6, 300, Sr.-5**
78 John Lisella II, 6-4, 280, Soph.*

LEFT GUARD

- 68 Gerrad Kough, 6-4, 295, Jr.**
79 Jonathan Huckins, 6-4, 295, Jr.**
75 Josh Kaiser, 6-5, 295, Soph.*

CENTER

- 74 Alex Kelley, 6-2, 305, Sr.-5***
53 Sully Wiefels, 6-3, 295, Sr.-5*
66 Colin Sutton, 6-5, 290, Jr.*

RIGHT GUARD

- 56 Tim Lynott Jr., 6-3, 300, Fr.-RS
79 Jonathan Huckins, 6-4, 295, Jr.**
53 Sully Wiefels, 6-3, 295, Sr.-5*

RIGHT TACKLE

- 71 Sam Kronshage, 6-6, 295, Jr.**
70 Shane Callahan, 6-6, 300, Sr.-5**
60 Dillon Middlemiss, 6-5, 295, Fr.-RS
(64 Aaron Haigler, 6-7, 270, Fr.-RS—injured)

TIGHT END / H-BACK (Y)

- 81 Sean Irwin, 6-3, 250, Sr.-5***
5 George Frazier, 6-2, 260, Jr.**
86 Dylan Keeney, 6-6, 220, Soph.*
38 Chris Hill, 6-2, 225, Sr.*
43 Chris Bounds, 6-4, 245, Fr.-RS

QUARTERBACK

- 13 Sefo Liufau, 6-4, 230, Sr.***
12 Steven Montez, 6-5, 225, Fr.-RS
7 Jordan Gehrke, 6-1, 200, Sr.-5**
15 Sam Noyer, 6-4, 215, Fr.

TAILBACK

- 23 Phillip Lindsay, 5-8, 190, Jr.**
21 Kyle Evans, 5-6, 175, Soph.*
29 Donovan Lee, 5-9, 180, Jr.**
19 Michael Adkins II, 5-10, 205, Jr.***
35 Beau Bisharat, 6-2, 215, Fr.

DEFENSE

(3-4 Base)

DEFENSIVE END

- 92 Jordan Carrell, 6-3, 300, Sr.*
59 Timothy Coleman, 6-3, 250, Jr.**
50 Frank Umu, 6-4, 280, Fr.-RS

NOSE TACKLE

- 58 Josh Tupou, 6-3, 325, Sr.-5*
56 Jase Franke, 6-3, 260, Soph.*
55 Brett Tonz, 6-3, 285, Fr.-RS

DEFENSIVE END

- 54 Samson Kafovalu, 6-4, 295, Sr.-5***
52 Leo Jackson III, 6-3, 275, Jr.*
93 Michael Mathewes, 6-4, 260, Soph.*

OUTSIDE LINEBACKER

- 47 Christian Shaver, 6-3, 230, Jr.** **OR**
96 Terran Hasselbach, 6-1, 240, Soph.* **OR**
42 N.J. Faló, 6-2, 220, Soph.*

JACK (INSIDE) LINEBACKER

- 31 Kenneth Olugbode, 6-1 220, Sr.***
20 Drew Lewis, 6-2, 230, Soph.
30 Ryan Severson, 5-10, 205, Sr.***

MIKE (INSIDE) LINEBACKER

- 32 Rick Gamboa, 6-0, 230, Soph.* **OR**
44 Addison Gillam, 6-3, 230, Jr.***

OUTSIDE LINEBACKER

- 98 Jimmie Gilbert, 6-5, 230, Sr.***
47 Christian Shaver, 6-3, 230, Jr.** **OR**
96 Terran Hasselbach, 6-1, 240, Soph.*

CORNERBACK

- 4 Chidobe Awuzie, 6-0, 205, Sr.***
8 Anthony Julmisse, 6-1, 185, Fr.*
41 Andrew Bergner, 5-11, 170, Jr.*

FREE SAFETY

- 1 Afolabi Laguda, 6-1, 205, Jr.*
25 Ryan Moeller, 6-1, 215, Jr.** (also OLB)
28 Daniel Talley, 6-2, 210, Soph.

STRONG SAFETY

- 9 Tedric Thompson, 6-0, 205, Sr.***
7 Nick Fisher, 6-0, 180, Soph.*
22 Kyle Trego, 6-0, 190, Soph.

CORNERBACK

- 23 Ahkello Witherspoon, 6-3, 195, Sr.**
26 Isaiah Oliver, 6-1, 190, Soph.*
2 Ronnie Blackmon, 5-10, 180, Fr.

SPECIALISTS**PUNTER**

- 89 Alex Kinney, 6-1, 205, Soph.*
15 Chris Graham, 6-3, 235, Jr.**
28 Cameron Silzer, 5-11, 180, Jr.

PLACEKICKER / KICKOFF

- 49 Davis Price, 6-2, 190, Fr. **OR**
15 Chris Graham, 6-3, 240, Jr.** (KO#1)

PUNT RETURN

- 14 Jay MacIntyre, 5-10, 185, Soph.*
21 Kyle Evans, 5-6, 175, Soph.*
26 Isaiah Oliver, 6-1, 190, Soph.*

KICKOFF RETURN

- 8 Anthony Julmisse, 6-1, 185, Fr.*
23 Phillip Lindsay, 5-8, 190, Jr.**
21 Kyle Evans, 5-6, 175, Soph.*

HOLDER

- 82 Robert Orban, 6-6, 195, Jr.*
89 Alex Kinney, 6-1, 205, Soph.*

SNAPPER (Short & Long)

- 63 J.T. Bale, 6-2, 205, Fr.-RS
38 Chris Hill, 6-2, 225, Sr.*

INJURED / ● — OUT FOR 2016 SEASON

- 10 ● Diego Gonzalez, 6-0, 215, Sr.-5** (*Achilles*)
46 ● Trent Headley, OLB, 6-2, 225, Jr. (*Shoulder*)
78 John Lisella, OL, 6-4, 280, Soph.* (*hypertension*)
95 ● Derek McCartney, OLB, 6-3, 250, Jr.** (*knee*)
73 Isaac Miller, OT, 6-7, 280, Fr.-RS (*knee*)
39 ● Jaisen Sanchez, S, 6-1, 200, Soph.* (*knee*)
9 ● Juwann Winfree, WR, 6-3, 205, Jr. (*knee*)

(L)—throws or kicks left-handed/footed.

Seniors (23): Listing with a (-5) indicates fifth-year senior (13); the others (10) are fourth-year seniors. *Two fourth-year juniors have declared this their senior season.*

OR—indicates those listed are considered even (co-first/second/third team status);

ITALICS—Players listed in *italics* left the previous game with an injury and their status is questionable.

(Heights and weights as of August 6, 2016)

*—denotes number of letters earned through 2015; *Injured players listed in italics (status questionable or doubtful—not out for an extended time; probables listed as normal).*

CAPTAINS:

- 5 George Frazier, TE/HB 13 Sefo Liufau, QB
76 Jeromy Irwin, OT 31 Kenneth Olugbode, ILB
23 Phillip Lindsay, TB

By popular demand:
THIS WEEK'S CELEBRITY DEPTH

BIRD BACK

- 11 Keith Partridge, 6-0, 165, Sr.***
22 Danny Partridge, 5-6, 160, Jr.*



COLORADO FOOTBALL / ALPHABETICAL ROSTER

(as of October 17 a.m.)

No.	Player	Pos.	Ht.	Wt.	Class	Exp.	Hometown (High School/Previous College)	Status
19	ADKINS II, Michael	TB	5-10	205	Jr.	3L	San Diego, Calif. (Helix)	S 2/2
16	AWINI, Jaleel	WR	6- 2	215	Sr.	1L	Aurora, Colo. (Rangeview/Air Force)	S 1/1
4	AWUZIE, Chidobe	DB	6- 0	205	Sr.	3L	San Jose, Calif. (Oak Grove)	S 2/1
84	BAGBY, David	WR	6- 0	180	Sr.	VR	San Diego, Calif. (Torrey Pines/Arizona)	WO 1/1
63	BALE, J.T.	SN	6- 2	205	Fr.	RS	La Mirada, Calif. (La Mirada)	WO 4/4
69	BANDI, Mo	OL	6- 5	270	Fr.	HS	Longmont, Colo. (Niwot)	WO 4/4
57	BENNION, Sam	OLB	6- 5	230	Fr.	HS	North Logan, Utah (Logan)	S 5/4
41	BERGNER, Andrew	CB	5-11	170	Jr.	1L	Parker, Colo. (Legend/Arizona State)	WO 2/2
35	BISHARAT, Beau	TB	6- 2	215	Fr.	HS	Sacramento, Calif. (Jesuit)	S 5/4
2	BLACKMON, Ronnie	DB	5-10	180	Fr.	HS	Atlanta, Ga. (Westlake)	S 5/4
99	BOATMAN, Brian	TE	6- 3	225	Sr.	1L	Centennial, Colo. (Kent Denver)	WO 2/2
4	BOBO, Bryce	WR	6- 2	190	Jr.	2L	Covina, Calif. (Charter Oak)	S 2/2
43	BOUNDS, Chris	TE	6- 4	245	Fr.	RS	Thousand Oaks, Calif. (Chaminade College Prep)	S 4/4
70	CALLAHAN, Shane	OL	6- 6	300	Sr.	2L	Parker, Colo. (Chaparral/Auburn)	S 1/1
92	CARRELL, Jordan	DE	6- 3	300	Sr.	1L	Roseville, Calif. (Roseville/ American River College)	S 2/1
87	COCHRANE, Xavier	WR	5- 9	170	So.	VR	Phoenix, Ariz. (Mountain Pointe)	WO 3/3
80	COLEMAN, Derek	TE	6- 5	215	Fr.	HS	Broomfield, Colo. (Legacy)	WO 5/4
59	COLEMAN, Timothy Jr.	DE	6- 3	250	Jr.	2L	Denver, Colo. (Mullen)	S 2/2
37	COOPER, Lucas	DB	5-10	180	Fr.	RS	Palos Verdes, Calif. (Palos Verdes)	WO 4/4
89	DEMENT, Kevin	WR	5-11	180	So.	HS	Centennial, Colo. (Arapahoe)	WO 3/3
17	ENTO, Kabion	WR	6- 3	180	Jr.	JC	Pine Bluff, Ark. (Dollarway/East Central [Miss.] CC)	S 3/2
21	EVANS, Kyle	TB	5- 6	175	So.	1L	San Jose, Calif. (Archbishop Mitty)	S 3/3
42	FALO, N.J.	OLB	6- 2	220	So.	1L	Sacramento, Calif. (Inderkum)	S 4/3
1	FIELDS, Shay	WR	5-11	180	Jr.	2L	Bellflower, Calif. (St. John Bosco)	S 3/2
7	FISHER, Nick	DB	6- 0	180	So.	1L	Temecula, Calif. (Great Oak)	S 4/3
56	FRANKE, Jase	DT	6- 3	260	So.	1L	Camarillo, Calif. (St. Bonaventure)	S 3/3
5	FRAZIER, George	TE/HB	6- 2	260	Jr.	2L	Monrovia, Calif. (Monrovia)	S 2/2
88	GALLOWAY, Danny	WR	6- 0	200	Jr.	VR	Lone Tree, Colo. (Highlands Ranch/Willamette)	WO 2/2
32	GAMBOA, Rick	ILB	6- 0	230	So.	1L	Sylmar, Calif. (Chaminade College Prep)	S 3/3
7	GEHRKE, Jordan	QB	6- 1	200	Sr.	2L	Scottsdale, Ariz. (Notre Dame Prep/Scottsdale CC)	S 1/1
98	GILBERT, Jimmie	OLB	6- 5	230	Sr.	3L	College Station, Texas (A&M Consolidated)	S 2/1
44	GILLAM, Addison	ILB	6- 3	230	Jr.	3L	Palo Cedro, Calif. (Foothill)	S 2/2
10	GORDON, Dino	TB	5-11	210	Fr.	RS	Compton, Calif. (Millikan)	S 4/4
15	GRAHAM, Chris	PK	6- 3	235	Jr.	2L	Burlingame, Calif. (Burlingame)	S 2/2
83	GRUNDMAN, Sean	WR	6- 2	205	Jr.	VR	Monument, Colo. (Lewis-Palmer/Western State)	WO 2/2
45	GRZESIEK, Tanner	TB	5-10	200	Jr.	TR	Colorado Springs, Colo. (Classical Academy/UCCS)	WO 2/2
64	HAIGLER, Aaron	OL	6- 7	270	Fr.	RS	Northridge, Calif. (Notre Dame)	S 4/4
27	HALL, Joseph	WR	5- 9	170	Jr.	1L	San Luis Obispo, Calif. (Mission Prep)	WO 2/2
96	HASSELBACH, Terran	OLB	6- 1	240	So.	1L	Parker, Colo. (Regis)	S 3/3
40	HELBIG, Chris	DB	6- 4	205	Fr.	HS	Thornton, Colo. (Holy Family)	WO 5/4
38	HILL, Chris	TE/HB	6- 2	225	Sr.	1L	Highlands Ranch, Colo. (Mountain Vista)	S 2/2
99	HOWARD, Aaron	OLB	6- 1	230	Sr.	2L	Denver, Colo. (East/Willamette)	S 1/1
79	HUCKINS, Jonathan	OL	6- 4	285	Jr.	2L	The Woodlands, Texas (The Woodlands)	S 2/2
29	HUDSON, Uryan	DB	5- 9	150	Fr.	HS	Manvel, Texas (Manvel)	WO 5/4
6	HUNTLEY III, Johnny	WR	6- 3	210	Fr.	HS	Plantation, Fla. (South Plantation)	S 5/4
76	IRWIN, Jeromy	OL	6- 5	295	Jr.	3L	Cypress, Texas (Cypress Fairbanks)	S 2/2
81	IRWIN, Sean	TE	6- 3	250	Sr.	3L	Cypress, Texas (Cypress Fairbanks)	S 1/1
52	JACKSON III, Leo	DE	6- 3	275	Jr.	1L	Decatur, Ga. (North Atlanta/Foothill College)	S 2/2
85	JAN, Justin	WR	6- 3	210	Fr.	RS	Chandler, Ariz. (Chandler)	S 4/4
36	JONES, Akil	LB	6- 0	220	Fr.	HS	San Jose, Calif. (Valley Christian)	S 5/4
8	JULMISSE, Anthony	DB	6- 1	185	Fr.	HS	Plantation, Fla. (South Plantation)	S 5/4
54	KAFOVALU, Samson	DT	6- 4	295	Sr.	3L	Riverside, Calif. (Arlington)	S 1/1
75	KAISER, Josh	OL	6- 5	295	So.	1L	Mission Viejo, Calif. (Mission Viejo)	S 3/3
86	KEENEY, Dylan	TE/HB	6- 6	220	So.	1L	Granite Bay, Calif. (Granite Bay)	S 3/3
74	KELLEY, Alex	C	6- 2	310	Sr.	3L	Oceanside, Calif. (Vista)	S 1/1
89	KINNEY, Alex	P	6- 1	205	So.	1L	Fort Collins, Colo. (Rocky Mountain)	S 4/3
68	KOUGH, Gerrad	OL	6- 4	295	Jr.	2L	Pomona, Calif. (Pomona)	S 2/2
71	KRONSHAGE, Sam	OL	6- 6	295	Jr.	2L	The Woodlands, Texas (The Woodlands)	S 2/2
1	LAGUDA, Afolabi	DB	6- 1	205	Jr.	1L	Snellville, Ga. (Brookwood/Butler CC)	S 2/2
29	LEE, Donovan	TB	5- 9	180	Jr.	2L	West Hills, Calif. (Chaminade College Prep)	S 3/2
20	LEWIS, Drew	LB	6- 2	230	So.	JC	Sammamish, Wash. (Eastlake/Washington/Coffeyville)	S 3/3
33	LEWIS, Troy	TB	6- 2	210	So.	TR	Sammamish, Wash. (Eastlake/Coffeyville)	WO 3/3
23	LINDSAY, Phillip	TB	5- 8	190	Jr.	2L	Aurora, Colo. (Denver South)	S 2/2
78	LISELLA II, John	OL	6- 4	280	So.	1L	Littleton, Colo. (Columbine)	S 3/3
13	LIUFAU, Sefo	QB	6- 4	230	Sr.	3L	Tacoma, Wash. (Bellarmino Prep)	S 2/1
91	LOPEZ, Eddy	DT	6- 3	310	So.	2L	El Paso, Texas (Coronado)	S 3/3
56	LYNOTT, Tim Jr.	OL	6- 3	300	Fr.	RS	Parker, Colo. (Regis)	S 4/4

-continued-

Colorado Alphabetical Roster, continued...

No.	Player	Pos.	Ht.	Wt.	Class	Exp.	Hometown (High School/Previous College)	Status
14	MacINTYRE, Jay	WR	5-10	190	So.	1L	Boulder, Colo. (Monarch)	S 3/3
34	MAKA, Pookie	OLB	6- 3	205	Fr.	HS	Salt Lake City, Utah (Cottonwood)	S 5/4
17	MARKSBERRY, Casey	QB	6- 3	180	Fr.	HS	Gwinnett, Ga. (Waunakee)	WO 5/4
93	MATHEWES, Michael	DE	6- 4	260	So.	1L	Mission Viejo, Calif. (Mission Viejo)	S 3/3
16	MCGARRY, Tyler	QB	6- 0	205	Fr.	HS	Studio City, Calif. (Notre Dame)	WO 4/4
60	MIDDLEMISS, Dillon	OL	6- 5	295	Fr.	RS	Arvada, Colo. (Pomona)	S 4/4
73	MILLER, Isaac	OL	6- 7	280	Fr.	RS	Longmont, Colo. (Silver Creek)	S 4/4
25	MOELLER, Ryan	DB	6- 1	215	Jr.	2L	Rifle, Colo. (Rifle)	S 2/2
12	MONTEZ, Steven	QB	6- 5	225	Fr.	RS	El Paso, Texas (Del Valle)	S 4/4
15	NOYER, Sam	QB	6- 4	215	Fr.	HS	Beaverton, Ore. (Beaverton)	S 5/4
26	OLIVER, Isaiah	DB	6- 1	190	So.	1L	Goodyear, Ariz. (Brophy Prep)	S 4/3
31	OLUGBODE, Kenneth	ILB	6- 1	220	Sr.	3L	San Jose, Calif. (Bellarmine Prep)	S 2/1
82	ORBAN, Robert	WR	6- 6	195	Jr.	1L	Denver, Colo. (Regis)	WO 2/2
9	PATTERSON, T.J.	QB	6- 3	185	Jr.	VR	Boulder, Colo. (Boulder/Wyoming)	WO 2/2
95	PORTER, Nick	P/PK	6- 0	185	Fr.	RS	Louisville, Colo. (Fairview)	WO 4/4
49	PRICE, Davis	PK	6- 2	190	Fr.	HS	Evergreen, Colo. (Evergreen)	WO 5/4
3	RAKESTRAW, Derrion	WR	6- 2	175	Fr.	HS	Woodstock, Ga. (Sequoyah)	S 5/4
3	RIPPY, Deaysean	OLB	6- 2	240	Sr.	1L	McKees Rocks, Pa. (Sto-Rox/Univ. of Pittsburgh)	S 1/1
90	ROBERTS, Terriek	DE/OT	6- 6	255	Fr.	HS	Denver, Colo. (South)	S 5/4
2	ROSS, Devin	WR	5- 9	185	Jr.	3L	Altadena, Calif. (Bishop Alemany)	S 2/2
33	SANDERS, Chase	S	6- 0	185	Fr.	HS	Jupiter, Fla. (Jupiter)	WO 5/4
30	SEVERSON, Ryan	ILB	5-10	205	Sr.	3L	San Jose, Calif. (Valley Christian)	S 2/1
47	SHAVAR, Christian	OLB	6- 3	230	Jr.	2L	Sandy, Utah (Jordan)	S 3/2
28	SILZER, Cameron	P	5-11	180	Jr.	VR	Templeton, Calif. (Templeton/Grossmont/Cuesta)	WO 2/2
61	SMITH, Kolter	OL	6- 2	280	Fr.	HS	Edmond, Okla. (Deer Creek)	WO 5/4
45	STOLTENBERG, Jacob	LB	6- 0	230	Fr.	HS	Sugar Land, Texas (Clements)	WO 5/4
66	SUTTON, Colin	OL	6- 5	290	Jr.	1L	Foothill Ranch, Calif. (Orange Lutheran)	S 2/2
27	TALIANKO, Travis	OLB	6- 1	215	Sr.	1L	Sierra Madre, Calif. (St. Francis/San Jose State/College of the Canyons)	S 1/1
28	TALLEY, Daniel	DB	6- 2	210	So.	TR	Aurora, Colo. (Regis/CSU-Pueblo)	WO 3/3
9	THOMPSON, Tedric	DB	6- 1	205	Sr.	3L	Valencia, Calif. (Valencia)	S 2/1
55	TONZ, Brett	DE	6- 3	285	Fr.	RS	Peoria, Ariz. (Centennial)	S 4/4
22	TREGO, Kyle	DB	6- 0	190	So.	JC	Discovery Bay, Calif. (Liberty/Diablo Valley College)	S 4/3
48	TUGGLE, Joey	TB	5- 7	185	Jr.	VR	Aurora, Colo. (Smoky Hill)	WO 2/2
72	TUULOMA, Lyle	DT	6- 3	305	Fr.	RS	Nanakuli, Hawai'i (Nanakuli)	S 4/4
58	TUPOU, Josh	DT	6- 3	325	Sr.	3L	Buena Park, Calif. (Buena Park)	S 1/1
5	UDOFFIA, Trey	DB	6- 0	185	Fr.	HS	Loomis, Calif. (Del Oro)	S 5/4
50	UMU, Frank	DE	6- 4	280	Fr.	RS	Littleton, Colo. (Heritage)	S 4/4
77	VAUGHN, Hunter	OL	6- 7	290	Fr.	HS	Parker, Colo. (Legend)	S 5/4
18	WALKER, Lee	WR	6- 0	180	So.	1L	San Diego, Calif. (James Madison)	S 3/3
53	WIEFELS, Sully	OL	6- 3	305	Sr.	1L	Eagle, Idaho (Eagle/American River College)	S 1/1
23	WITHERSPOON, Ahkello	DB	6- 3	195	Sr.	2L	Sacramento, Calif. (Christian Brothers/Sacramento City CC)	S 2/1

Heights and weights recorded as of August 6, 2016. **EXPERIENCE KEY:** #L—indicates number of letters earned through 2015; HS—high school; JC—junior college transfer; RS—freshman redshirt in 2015; TR—transfer; VR—varsity reserve performer. **STATUS KEY (Fall):** S—scholarship, WO—walk-on; #/#—clock at start of 2016 season, i.e., 2/1: two years to play one in eligibility. Note: Boatman & Hill are fourth-year juniors declaring senior status.

Late Walk-On Additions

No.	Player	Pos.	Ht.	Wt.	Class	Exp.	Hometown (High School/Previous College)	Status
	CARROLL, Ellis							
25	COURTNEY, Daniel	WR	6- 2	180	Fr.	HS	Miami, Fla. (Columbus)	WO 5/4
51	MEEK, Bryan	LB	6- 0	215	Jr.	HS	Niwot, Colo. (Niwot/Air Force)	WO 2/2
65	SHAW, Austin	LS	6- 4	220	Fr.	HS	Austin, Texas (Regents School)	WO 4/4

Inactive Roster Players (Injured/Ineligible/Etc.)

No.	Player	Pos.	Ht.	Wt.	Class	Exp.	Hometown (High School/Previous College)	Reason	Status
62	EGGERS, Justin	OL	6- 5	310	Fr.	TR	Marshall, Wis. (Marshall/Western Illinois)	Transfer	WO 4/4
10	GONZALEZ, Diego	PK	6- 0	215	Sr.	2L	Monterrey, MEXICO (Prepa Tec/Monterrey Tech)	Injured (Achilles)	S 1/1
46	HEADLEY, Trent	OLB	6- 2	225	Jr.	VR	Littleton, Colo. (Columbine/Metro State)	Injured (shoulder)	WO 2/2
95	McCARTNEY, Derek	OLB	6- 3	250	Jr.	2L	Westminster, Colo. (Faith Christian)	Injured (knee)	S 2/2
39	SANCHEZ, Jaisen	DB	6- 1	200	So.	1L	Kapolei, Hawai'i (St. Louis)	Injured (knee)	S 3/3
9	WINFREE, Juwann	WR	6- 3	205	Jr.	JC	Englewood, N.J. (Dwight Morrow/Maryland/Coffeyville)	(knee)	S 3/2

Grayshirt Candidates

No.	Player	Pos.	Ht.	Wt.	Class	Exp.	Hometown (High School/Previous College)	Status
....	LYTLE, Chance	OT	6- 7	290	Fr.	HS	San Antonio, Texas (Churchill)	S 5/4
....	PURSELL, Colby	OL	6- 4	290	Fr.	HS	Valencia, Calif. (Hart)	S 5/4

2016 COACHING STAFF: Head Coach: Mike MacIntyre. Assistant Coaches: Jim Leavitt (DC/LB), Brian Lindgren (OC/QB), Darrin Chiaverini (co-OC/WR), Klayton Adams (OL), Gary Bernardi (TE/HB), Charles Clark (CB), Darian Hagan (RB), Jim Jeffcoat (DL), Joe Tumpkin (S), Drew Wilson (S&C).
Grad Assistants: Corey Edsall, John Hughes, Peter Tuitupou, Chidera Uzo-Diribe.

2016 TEAM CAPTAINS: HB George Frazier (#5), OT Jeromy Irwin (#76), TB Phillip Lindsay (#23), QB Sefo Liufau (#13), ILB Kenneth Oluigbode (#31).

2016 UNIVERSITY OF COLORADO BUFFALO FOOTBALL STATISTICS

Won 5, Lost 2 (3-1 Pac-12)

RESULTS/Attendance (◆—Pac-12 Game)		Result	Time	Attendance
S 2	Colorado State (N; Denver)	W 44-7	3:22	69,850
S 10	IDAHO STATE	W 56-7	3:13	39,505
S 17	at Michigan	L 28-45	3:22	110,042
S 24	◆ at Oregon	W 41-38	3:32	53,974
O 1	◆ OREGON STATE	W 47-6	3:18	46,839
O 8	◆ at Southern California	L 17-21	3:17	68,302
O 15	◆ ARIZONA STATE	W 40-16	3:14	48,588
O 22	◆ at Stanford	(PAC12)	1:01 p.m. MDT	
N 3	◆ UCLA (N)	(FS-1)	7:00 p.m. MDT	
N 12	◆ at Arizona		TBA	
N 19	◆ WASHINGTON STATE		TBA	
N 26	◆ UTAH		TBA	

SCORE-BY-QUARTERS	1	2	3	4	OT	—	Total
COLORADO	92	95	47	39	0	—	273
Opponents	31	40	45	24	0	—	140

TEAM STATISTICS	Colorado	Opponents
FIRST DOWNS	180	112
by rushing	84	42
by passing	85	64
by penalty	11	6
FIRST DOWN PLAYS/YARDS	250/1772	203/1039
average gain on first down	7.09	5.12
THIRD DOWN EFFICIENCY	53-113	33-109
percentage	46.9	30.3
FOURTH DOWN EFFICIENCY	4-8	4-9
percentage	50.0	44.4
RUSHING ATTEMPTS	333	239
yards gained	1633	1122
yards lost	129	182
NET RUSHING YARDS	1504	940
average per rush	4.52	3.93
average per game	214.9	134.3
PASSING ATTEMPTS	236	238
passes completed	158	121
had intercepted	3	8
completion percentage	66.9	50.8
efficiency rating	161.6	99.6
NET PASSING YARDS	2103	1259
average per attempt	8.91	5.29
average per completion	13.3	10.4
average per game	300.4	179.9
TOTAL OFFENSIVE PLAYS	569	477
TOTAL NET YARDS	3607	2199
AVERAGE GAIN PER PLAY	6.34	4.61
AVERAGE PER GAME	515.3	314.1
FUMBLES-LOST	8-5	14-6
PENALTIES/YARDS	34/266	32/282
Offensive	18/126	15/110
Defensive	8/59	9/103
Special Teams	7/66	8/69
Bench/Fans/NCAA Unsportsmanlike	1/15	0/0
TURNOVERS (Margin: +6/+0.86)	8	14
TOTAL RETURN YARDS	245	274
Punt Returns: No-Yards	19-165	18-252
Interceptions: No-Yards	8-69	3-40
Misc. (Fumble/Blk. FG) Returns	2-27	1-17
KICKOFF RETURNS: No-Yards	9-203	21-527
average per return	22.6	25.1
PUNTS	37	51
yards	1492	2216
gross average	40.3	43.5
yard deductions: returns/touchbacks	252/60	165/120
net yards	1180	1931
net average	31.9	37.9
DEFENSIVE/tackles for loss	34-198	36-136
quarterback sacks/yards	19/160	13/87
quarterback hurries	37	26
passes broken up	44	20
forced fumbles (ST)	13 (3)	6 (0)
BLOCKED KICKS (Special Teams)	0	3
TIME OF POSSESSION	226:49	193:11
average per game	32:24	27:36
TIME SPENT IN THE LEAD (tied 46:04)	288:13	85:43
TIMES PENETRATED OPPONENT 20	34	16
scores/td,fg	31/23,8	13/11,2
GOAL-TO-GO SITUATIONS	15	8
scores/td,fg	14/12,2	7/7,0
TOTAL DRIVES	98	101
drives ended by: TD	33	15
FGMade/FGMiss	10/3	7/2
Punt/Downs	37/4	51/4
TO/SAF/Clock	6/0/5	14/0/8
TOTAL POINTS	273	140
average per game	39.0	20.0

RUSHING

Player	G	Att	Gain	Loss	NET	—avg. per—					high
						att.	game	TD	Long	20+	
Phillip Lindsay	7	107	618	4	614	5.74	87.7	9	75t	4	16
Kyle Evans	7	64	281	6	275	4.30	39.3	3	20	1	6
Steven Montez	6	46	275	57	218	4.74	36.3	1	32	2	10
Sefo Liufau	7	45	197	33	164	3.64	23.4	2	19t	0	5
Donovan Lee	6	28	108	11	97	3.46	16.2	0	21	1	3
Beau Bisharat	7	15	46	1	45	3.00	6.4	0	7	0	0
Troy Lewis	1	9	33	0	33	3.67	33.0	0	17	0	1
Michael Adkins II	2	9	31	4	27	3.00	13.5	1	16	0	1
Jordan Gehrke	3	1	23	0	23	23.00	7.7	0	23	1	1
Anthony Julmisse	7	1	10	0	10	10.00	1.4	0	10	0	1
Devin Ross	7	2	8	2	6	3.00	0.9	0	8	0	0
Jay MacIntyre	7	1	3	0	3	3.00	0.4	0	3	0	0
Alex Kelley	6	0	0	0	0	1	-
Team (k-downs, snaps)	7	5	0	11	-11	-

PASSING

Player	G	Att-Com-Int	/T	Pct.	Yards	—avg. per—					TOTAL OFFENSE		
						att.	comp.	TD	Long	HT	Sacked	Att.	Yards
Sefo Liufau	5	110-79-0	(0)	71.8	1044	9.5	13.2	6	70t	10	4/30	155	1208
Steven Montez	6	116-73-3	(0)	62.9	940	8.1	12.9	9	69t	15	9/57	162	1158
Bryce Bobo	7	1-1-0	(0)	100.0	67	67.0	67.0	1	67t	0	0/0	1	67
Jordan Gehrke	3	7-4-0	(0)	57.1	38	5.4	9.5	0	14	1	0/0	8	61
Jay MacIntyre	7	2-1-0	(0)	50.0	14	7.0	14.0	0	14	0	0/0	3	17
Team (spiked passes)	0	0-0-0	0.0	0	0/0	5	-11

NCAA Ratings: Liufau 169.5, Montez 151.4, Gehrke 102.7, Bobo 992.8, MacIntyre 108.8.

Passes w/o INT: Liufau 123, Gehrke 28, Montez 17 (T—interceptions that were tipped; HT—hurried throws)

RECEIVING

Player	G	No.	Yards	rec.	game	TD	Long	20+	10+	high games----	
										rec	yards
Devin Ross	7	38	458	12.1	65.4	5	61	4	15	8	7-153
Bryce Bobo	7	33	461	14.0	65.9	2	66	6	14	10	6-110
Shay Fields	7	25	512	20.5	73.1	5	70t	7	13	7	7-169
Phillip Lindsay	7	21	216	10.2	30.9	1	67t	2	7	6	6-105
Jay MacIntyre	7	16	174	10.9	24.9	0	28	4	7	6	6-76
Kyle Evans	7	6	98	16.3	14.0	0	32	3	4	3	3-37
Donovan Lee	6	6	34	5.7	5.7	0	13	0	2	2	1-13
Kabion Ento	7	4	115	28.9	16.4	2	69t	1	4	2	2-88
Johnny Huntley	6	1	14	14.0	2.3	0	14	0	1	1	1-14
Sefo Liufau	5	1	14	14.0	2.8	0	14	0	1	1	1-14
Dylan Keeney	6	1	8	8.0	1.3	0	8	0	0	1	1-8
Chris Bounds	7	1	8	8.0	1.1	0	8	0	0	1	1-8
Joseph Hall	1	1	6	6.0	6.0	0	6	0	0	1	1-6
Chris Hill	4	1	4	4.0	1.0	1	4t	0	0	1	1-4
Michael Adkins II	2	1	1	1.0	0.5	0	1	0	0	1	1-1

SCORING

Player	G	Touchdowns-----				2Pt.	PAT	EP-EPA	FG-FGA	Saf	DEX	PTS
		Total	Rush	Rec.	Ret.							
Phillip Lindsay	7	10	9	1	0	0-0	0-0	0-0	0-0	--	--	60
Shay Fields	7	5	0	5	0	0-0	0-0	0-0	0-0	--	--	30
Devin Ross	7	5	0	5	0	0-0	0-0	0-0	0-0	--	--	30
Diego Gonzalez	3	0	0	0	0	0-0	16-16	3-4	--	--	--	25
Davis Price	4	0	0	0	0	0-0	10-11	4-5	--	--	--	22
Kyle Evans	7	3	3	0	0	0-0	0-0	0-0	--	--	--	18
Bryce Bobo	7	2	0	2	0	1-0	0-0	0-0	--	--	--	14
Chris Graham	5	0	0	0	0	0-0	5-7	3-4	--	--	--	14
Kabion Ento	7	2	0	2	0	0-0	0-0	0-0	--	--	--	12
Sefo Liufau	5	2	2	0	0	0-0	0-0	0-0	--	--	--	12
Michael Adkins	2	1	1	0	0	0-0	0-0	0-0	--	--	--	6
Chris Hill	4	1	0	1	0	0-0	0-0	0-0	--	--	--	6
Alex Kelley	6	1	1	0	0	0-0	0-0	0-0	--	--	--	6
Steven Montez	6	1	1	0	0	0-1	0-0	0-0	--	--	--	6
Rick Gamboa	7	1	0	0	1	0-0	0-0	0-0	--	--	--	6
Derek McCartney	3	1	0	0	1	0-0	0-0	0-0	--	--	--	6
COLORADO	7	35	17	16	2	1-1	31-34	10-13	0	0	0	273
Opponents	7	17	7	8	2	0-0	17-17	7-9	0	0	0	140

PUNTING

Player	G	No.	Yards	Avg.	Long	In			had	Ret.	Net	Net
						20	50+	TB				
Alex Kinney	7	35	1499	42.83	57	5	5	3	1	219	1220	34.9
Team	7	2	-7	-3.50	0	0	0	0	-	33	-40	-20.0
COLORADO	7	37	1492	40.32	57	5	5	3	1	252	1180	31.9
Opponents	7	51	2216	43.45	76	14	13	6	0	165	1931	37.9

FIELD GOALS

Player	G	10-19	20-29	30-39	40-49	50-59	60+	Total	Pct.	Long
Davis Price	4	0-0	2-2	0-1	1-1	1-1	0-0	4-5	80.0	54
(-) (-) (-) (-) (22.54) (42) (20, 33wr)										
Diego Gonzalez	3	0-0	2-2	1-2	0-0	0-0	0-0	3-4	75.0	30
(30.29,22) (-) (36wr) (-) (-) (-) (-)										
Chris Graham	5	0-0	1-1	2-2	0-1	0-0	0-0	3-4	75.0	36
(-) (40wl) (-) (24.33) (-) (-) (36)										
Opponents	7	0-0	0-0	2-3	2-3	3-3	0-0	7-9	77.8	59

ALL-PURPOSE YARDS (Top 2)

Player	G	Plays	Rush	Rec.	PR	KOR	Total	Avg.	Avg./G
Phillip Lindsay	7	129	614	216	0	26	856	6.6	122.3
Shay Fields	7	25	0	512	0	0	512	20.5	73.1

Colorado Football Statistics / 2-2-2

DEFENSIVE

		Tackles-----				----For Loss----				Miscellaneous-----							
Pos	Player	G	Plays	UT	AT	TOTAL	Avg.	Sacks	Other	TZ	3DS	QBP	QCD	FR	FF	PBU	
LB	Kenneth Olugbode	7	426	48	20	68	9.7	2-12	2- 3	4	4	2	2	1	1	0	
LB	Rick Gamboa	7	313	23	23	46	6.6	0- 0	1- 5	1	5	1	0	0	0	4	
DB	Tedric Thompson	7	423	22	19	41	5.9	0- 0	2- 6	0	7	2	0	0	0	8	
DB	Afolabi Laguda	7	423	27	12	39	5.6	0- 0	1- 1	2	2	1	0	1	1	2	
DT	Jordan Carrell	7	340	21	10	31	4.4	2½-16	1- 1	1	2	5	1	1	0	0	
DT	Josh Tupou	7	275	15	13	28	4.0	1- 3	1- 1	2	1	2	1	0	0	0	
DB	Chidobe Awuzie	7	423	25	3	28	4.0	2-18	1- 2	0	9	3	0	0	2	6	
DL	Samson Kafovalu	7	302	14	13	27	3.9	2½-15	0- 0	2	3	5	1	0	0	0	
LB	Addison Gillam	7	146	14	12	26	3.7	2-20	1- 1	0	3	4	0	0	1	1	
LB	Jimmie Gilbert	7	397	19	9	28	4.0	6-70	2- 9	0	10	5	2	0	5	2	
DB	Ryan Moeller	7	242	11	10	21	3.0	0- 0	1- 2	0	1	1	0	0	0	1	
DB	Isaiah Oliver	7	220	12	2	14	2.0	0- 0	1- 5	0	3	0	0	0	1	6	
DL	Leo Jackson III	7	162	7	4	11	1.6	0- 0	0- 0	0	1	1	1	0	0	0	
DB	Ahkello Witherspoon ..	7	398	7	2	9	1.3	0- 0	0- 0	0	4	0	0	1	0	10	
DT	Jase Franke	7	50	7	1	8	1.1	0- 0	0- 0	1	0	1	1	0	1	0	
LB	Drew Lewis	3	43	6	1	7	2.3	1- 6	0- 0	0	2	0	0	0	0	1	
DE	Timothy Coleman	6	91	1	4	5	0.8	0- 0	0- 0	0	0	1	0	0	0	0	
LB	Ryan Severson	2	35	4	1	5	2.5	0- 0	0- 0	0	1	1	0	0	0	0	
LB	Christian Shaver	7	102	2	3	5	0.7	0- 0	0- 0	0	2	0	0	0	0	1	
DB	Anthony Julmisse	3	42	3	0	3	0.8	0- 0	0- 0	0	0	0	0	1	0	0	
DE	Aaron Howard	3	19	4	1	5	1.7	0- 0	0- 0	0	0	0	0	0	0	0	
LB	Derek McCartney	3	67	1	2	3	1.0	0- 0	1- 2	0	1	0	1	1	0	0	
DB	Nick Fisher	3	36	1	2	3	1.0	0- 0	0- 0	0	1	0	0	0	0	0	
LB	Terran Hasselbach	7	89	2	0	2	0.3	0- 0	0- 0	0	1	0	0	0	0	1	
DB	Lucas Cooper	2	13	2	0	2	1.0	0- 0	0- 0	0	0	0	0	0	0	0	
DB	Andrew Bergner	3	35	1	1	2	0.7	0- 0	0- 0	0	0	0	0	0	1	1	
LB	N.J. Faló	3	48	0	2	2	0.7	0- 0	0- 0	0	0	0	1	0	0	0	
DL	Frank Umu	2	18	1	0	1	0.5	0- 0	0- 0	0	0	0	0	0	0	0	
DL	Brett Tonz	3	16	1	0	1	0.3	0- 0	0- 0	0	0	0	0	0	0	0	
DL	Michael Mathewes	2	15	0	1	1	0.5	0- 0	0- 0	0	1	1	0	0	0	0	
DB	Daniel Talley	2	21	0	0	0	0.0	0- 0	0- 0	0	0	0	0	0	0	0	
LB	Travis Talianko	1	14	0	0	0	0.0	0- 0	0- 0	0	0	0	0	0	0	0	
DT	Lyle Tuiloma	1	3	0	0	0	0.0	0- 0	0- 0	0	0	0	0	0	0	0	

DEFENSIVE SCRIMMAGE SNAPS: 477. **FOURTH DOWN STOPS (5;** included in third down stops above): Gamboa, Gilbert, Jackson Mathewes, Thompson.

TOUCHDOWN SAVES (17): Laguda 3, Witherspoon 3, Awuzie 2, Gillam 2, Olugbode 2, Thompson 2, Carrell, Gilbert, Oliver.

INTERCEPTIONS CAUSED (5): Gillam 2, Franke, Olugbode, Tupou. **SACKS FOR 0 (0):** None; Opponents 0. **SAFETIES (0):** None.

SPECIAL TEAMS STATISTICS

Player	UT	UT/20	AT	AT/20	FF	FR	KSD	WB	DP	BLK	FFC	FDf	RK	OTH	POINTS
Isaiah Oliver	6	1	2	0	0	0	1	0	0	0	1	4	0	1	= 16
Ryan Moeller	4	0	3	1	0	0	0	0	0	0	4	3	0	0	= 15
Ryan Severson	2	0	0	0	1	0	7	0	1	0	1	0	0	1	= 13
Anthony Julmisse	1	0	4	0	0	0	3	0	0	0	3	1	0	0	= 12
Chidobe Awuzie	2	0	2	0	1	0	0	0	0	0	1	4	0	1	= 11
Drew Lewis	3	2	1	0	0	0	1	0	0	0	0	2	0	1	= 10
N.J. Faló	1	1	2	1	1	0	2	0	0	0	0	0	0	0	= 8
Andrew Bergner	3	0	1	0	0	0	1	0	0	0	0	0	0	1	= 6
Beau Bisharat	4	0	1	0	0	0	0	0	0	0	1	0	0	0	= 6
George Frazier	2	0	0	0	0	0	4	0	0	0	0	0	0	0	= 6
Nick Fisher	1	0	1	1	0	0	1	0	0	0	0	0	0	1	= 5
Johnny Huntley III	2	0	1	1	0	0	1	0	0	0	0	0	0	0	= 5
Daniel Talley	1	0	1	0	0	0	3	0	0	0	0	0	0	0	= 5
J.T. Bale	0	0	1	0	0	0	0	0	0	0	2	1	0	0	= 4
Kabion Ento	1	0	0	0	0	0	3	0	0	0	0	0	0	0	= 4
Afolabi Laguda	1	1	1	0	0	0	1	0	0	0	0	0	0	0	= 4

Player	UT	UT/20	AT	AT/20	FF	FR	KSD	WB	DP	BLK	FFC	FDf	RK	OTH	POINTS
Robert Orban	0	0	0	0	0	0	3	0	0	0	0	0	0	0	= 3
Christian Shaver	0	0	0	0	0	0	0	0	1	0	1	1	0	0	= 3
Lucas Cooper	1	1	0	0	0	0	0	0	0	0	0	0	0	0	= 2
Aaron Howard	0	0	0	0	0	0	2	0	0	0	0	0	0	0	= 2
Sean Irwin	0	0	0	0	0	0	2	0	0	0	0	0	0	0	= 2
Kenneth Olugbode	1	0	0	0	0	0	0	0	0	0	0	1	0	0	= 2
Tedric Thompson	0	0	0	0	0	0	1	0	0	0	0	0	0	1	= 2
Lee Walker	1	0	1	0	0	0	0	0	0	0	0	0	0	0	= 2
Chris Bounds	1	0	0	0	0	0	0	0	0	0	0	0	0	0	= 1
Shane Callahan	1	0	0	0	0	0	0	0	0	0	0	0	0	0	= 1
Kyle Evans	0	0	1	0	0	0	0	0	0	0	0	0	0	0	= 1
Diego Gonzalez	1	0	0	0	0	0	0	0	0	0	0	0	0	0	= 1
Phillip Lindsay	0	0	0	0	0	0	1	0	0	0	0	0	0	0	= 1
Dylan Keeney	0	0	0	0	0	0	1	0	0	0	0	0	0	0	= 1
Alex Kinney	0	0	1	0	0	0	0	0	0	0	0	0	0	0	= 1
Travis Talianko	0	0	0	0	0	0	1	0	0	0	0	0	0	0	= 1

BLOCKED KICKS SUMMARY (0). (OTHER— FG Pressure: Thompson. Punt Pressure: Bergner. Touchdown Saves: Awuzie. Stuffed Punt Fakes: Fisher. Caused Penalties: Lewis, Oliver, Severson.)

KEY: UT—Unassisted Tackle; UT/20—UT Inside-the-20; AT—Assisted Tackle; AT/20—AT Inside-the-20; TZ—Tackles For Zero; 3DS—Third/Fourth Down Stops (tackles, INTs, QBPs or PBUs); QBP—Quarterback Pressure; QCD—Quarterback Chasedowns; FF—Forced Fumble; FR—Fumble/Muff Recovery (Opponent on defense or CU or Opponent on special teams); PBU—Passes Broken Up; KSD—Knockdown or Springing Block on Kick Return; WB—Wedge Break; DP—Downed Punt (meaningful); BLK—Blocked Kick; RK—Recovered Blocked Kick, Punt or On-side kick; FFC—Forced Fair Catch; FDF—First Downfield (on kickoff or punt that altered return path); CP—Caused Penalty. A defensive game played is credited only when a player is in for at least one defensive play; defensive tackles do not include special team tackles. **NOTE:** Defensive/special team statistics compiled from coaches' video; NCAA/Pac-12 Colorado stats are not accurate.

YARDS BY QUARTER/HALF

Game	COLORADO							OPPONENT							
	1Q	2Q	1H	3Q	4Q	2H	OT		1Q	2Q	1H	3Q	4Q	2H	OT
Colorado State	253	111	364	110	104	214	---	578	10	69	79	98	48	146	---
Idaho State	164	246	410	114	73	187	---	597	35	13	48	35	13	48	---
Michigan	195	37	232	70	23	93	---	325	66	141	207	151	39	190	---
Oregon	203	148	351	142	100	242	---	593	86	132	218	181	109	290	---
Oregon State	161	202	363	111	89	200	---	563	95	49	144	63	19	82	---
Southern California	70	57	127	109	135	244	---	371	141	126	267	116	165	281	---
Arizona State	158	147	305	211	64	275	---	580	65	49	114	46	39	85	---
Stanford															
UCLA															
Arizona															
Washington State															
Utah															

BIG PLAYS

COLORADO					OPPONENT				
20+	10+	5+	20+	10+	5+	20+	10+	5+	20+
6	18	42	1	8	21				
5	15	43	0	1	10				
3	12	19	5	15	25				
7	18	42	7	17	33				
7	16	40	1	7	24				
4	14	29	6	22	38				
4	19	39	3	7	14				

AT-A-GLANCE SUMMARIES

[illegible]

OFFENSIVE LINE STATISTICS

Player	Play Count-----												Season Totals-----						
	CSU	ISU	UM	UO	OSU	USC	ASU	STAN	UCLA	UA	WSU	UTAH	Plays	KD	TDB	PPTD	QBS	PRS	PEN
S. CALLAHAN.....	4	44	---	---	---	21	---	---	---	---	---	---	72	1	0	0	0	1	0
A. HAIGLER.....	4	46	53	70	34	8	INJ	---	---	---	---	---	215	3	3	4	0	3	0
J. HUCKINS.....	INJ	19	INJ	---	28	---	24	---	---	---	---	---	71	0	1	1	0	0	1
J. IRWIN.....	85	44	67	85	63	73	84	---	---	---	---	---	501	15	8	13	0	3	4
J. KAISER.....	4	44	---	---	6	---	---	---	---	---	---	---	54	0	0	1	0	0	0
A. KELLEY.....	52	INJ	67	85	75	72	84	---	---	---	---	---	435	6	9	9	1	3	5
G. KOUGH.....	85	44	67	85	65	73	74	---	---	---	---	---	493	7	9	9	2	3	1
S. KRONSHAGE....	85	42	14	15	44	65	81	---	---	---	---	---	346	5	7	8	1	4	2
J. LISELLA.....	INJ	INJ	INJ	INJ	INJ	INJ	INJ	---	---	---	---	---	0	0	0	0	0	0	0
T. LYNOTT.....	89	44	67	85	66	73	70	---	---	---	---	---	494	6½	13	10	2	4	1
D. MIDDLEMISS....	---	25	---	---	6	---	---	---	---	---	---	---	31	0	0	0	0	0	0
I. MILLER.....	INJ	INJ	INJ	INJ	INJ	INJ	INJ	---	---	---	---	---	0	0	0	0	0	0	0
C. SUTTON.....	4	44	---	---	3	---	---	---	---	---	---	---	51	0	0	1	0	1	0
S. WIEFELS.....	33	44	---	---	9	1	---	---	---	---	---	---	87	1½	4	2	0	0	1
Team.....	89	88	67	85*	84	73	84	---	---	---	---	---	2850	45	54	58	6	22	15

Sacks/pressures allowed by others or coverage not included; sacks & pressures may exceed overall team total as two players can be awarded a pressure on the same play.
KEY: Play count in bold indicates overall grade of 2.25 or better; KD—Knockdown Blocks (pancakes/blown off the line/finishes); TDB—Touchdown Blocks (direct); PPTD—Perfect plays on passing touchdowns (or 2-point passes); QBS—Quarterback Sacks Allowed; PRS—Pressures Allowed; PEN—Penalties.

FG/PAT TEAM PLAY COUNT (47): Kaiser 47, Frazier 45, Lynott 45, Tupou 45, S. Irwin 37, Haigler 34, Wiefels 30, Kough 29, Tonz 18, Kronshage 15, Umu 13, Bounds 10, Callahan 2, Howard 2, Middlemiss 2, Sutton 2 (*Snappers:* Bale 47; *Holders:* Orban 47; *Kickers:* Gonzalez 20, Price 16, Graham 11). **PUNT TEAM SNAPS (37; includes fakes, roughing calls):** J.T. Bale 37.

NON-OFFENSIVE SCORES (2)

vs. Opponent	Player	Play	By Opponent (2)	Player	Play
Michigan	Derek McCartney	18 fumble return	Michigan	Grant Perry	6 blocked punt return
Oregon State	Rick Gamboa	20 interception return	Michigan	Jabrill Peppers	54 punt return

MISCELLANEOUS STAT BOX

(Coin Toss: O-offense; D-Defense; d-deferred/played defense first)

	Red Zone (Scores-Att; (TD/FG); Plays-Yds)						Avg./ 1st Down		2nd Down Eff.		3rd Dn/Avg-to-Go		Plays (+/0/-)			Plus Territory (Plays-Yards)				Coin Toss		
Game	Colorado			Opponent			Colo	Opp.	Colo	Opp.	Colo.	Opp.	Colorado			Opponent	Temp					
Colorado State	8-8	(5/3)	18-55	1-1	(1/0)	4-10	7.9	4.8	10-30	3-20	5.3	5.0	71	14	4	42	17	5	49-281	22- 48	82°	W (d)
Idaho State	7-8	(7/0)	19-98	1-1	(1/0)	3- 4	10.1	2.1	9-29	2-19	4.6	9.2	72	13	3	27	23	5	51-316	5- 15	77°	W (d)
Michigan	1-2	(7/0)	4- 5	3-4	(2/1)	6-23	6.1	6.8	10-24	7-23	9.4	7.6	36	21	10	48	17	6	18- 93	33-189	75°	W (d)
Oregon	5-5	3(2)	15-50	4-4	(4/0)	9-54	5.6	5.1	17-31	10-26	6.7	6.6	64	12	8	59	14	5	38-245	35-170	68°	W (d)
Oregon State	3-3	(2/1)	9-10	1-1	(0/1)	1- 0	5.9	4.0	14-31	4-22	4.9	6.2	68	15	1	43	19	4	33-193	30- 51	77°	W (d)
Southern California	1-1	(1/0)	3-11	2-3	(2/0)	6-42	6.6	6.8	6-24	10-26	9.8	5.5	44	22	6	61	14	5	28- 99	42-193	90°	L (O)
Arizona State	6-7	(4/2)	17-74	1-1	(1/0)	2-16	8.3	4.5	12-29	1-20	4.7	9.2	67	11	6	31	23	9	38-278	23- 19	79°	W (d)
Stanford																						
UCLA																						
Arizona																						
Washington State																						
Utah																						

SCORING DRIVES (Game-By-Game)

Opponent	Plays	Yards	Time	Result	Qtr	(Down) How	PAT	Quarterback
Colorado State	11	73	2:59	TD	1	(2) Kelley recovered fumble in end zone	Gonzalez	Liufau
Colorado State	6	70	1:56	TD	1	(2) Ross 17 pass from Liufau	Gonzalez	Liufau
Colorado State	3	62	1:09	TD	1	(2) Lindsay 1 run	Gonzalez	Liufau
Colorado State	4	1	1:14	*FG	2	(4) Gonzalez 30 FG	Liufau
Colorado State	5	59	1:01	TD	2	(1) Lindsay 1 run	Gonzalez	Liufau
Colorado State	16	64	4:17	FG	3	(4) Gonzalez 29 FG	Liufau
Colorado State	10	61	4:28	*FG	3	(4) Gonzalez 22 FG	Liufau
Colorado State	11	50	6:20	*TD	4	(3) Evans 1 run	Gonzalez	Liufau
Idaho State	5	77	2:11	TD	1	(1) Ross 15 pass from Liufau	Gonzalez	Liufau
Idaho State	5	61	1:34	TD	1	(1) Lindsay 6 run	Gonzalez	Liufau
Idaho State	8	48	2:08	TD	2	(2) Lindsay 2 run	Gonzalez	Liufau
Idaho State	4	52	1:39	TD	2	(3) Evans 1 run	Gonzalez	Liufau
Idaho State	8	66	3:10	TD	2	(4) Hill 4 pass from Liufau	Gonzalez	Liufau
Idaho State	5	62	1:46	TD	2	(1) Liufau 19 run	Gonzalez	Liufau
Idaho State	4	82	1:14	TD	2	(1) Ento 69 pass from Montez	Gonzalez	Montez
Idaho State	6	38	1:54	*TD	3	(3) Ento 19 pass from Montez	Graham	Montez
Michigan	3	49	0:51	TD	1	(2) Ross 37 pass from Liufau	Gonzalez	Liufau
Michigan	10	67	4:38	TD	1	(2) Ross 6 pass from Liufau	Gonzalez	Liufau
Michigan	3	80	0:58	TD	3	(1) Fields 70 pass from Liufau	Gonzalez	Liufau
Oregon	8	80	2:47	TD	1	(2) Lindsay 1 run	Graham	Montez
Oregon	9	41	3:28	FG	1	(4) Graham 24 FG	Montez
Oregon	12	87	1:34	TD	1	(2) Fields 7 pass from Montez	PAT blocked	Montez
Oregon	4	63	1:34	TD	2	(2) Montez 3 run	Graham	Montez
Oregon	10	60	2:31	FG	2	(3) Graham 33 FG	Montez
Oregon	5	75	2:01	TD	3	(1) Ross 48 pass from Montez	Graham	Montez
Oregon	7	70	2:48	TD	4	(3) Bobo 31 pass from Montez	Montez-to-Bobo	Montez
Oregon State	7	75	2:06	TD	1	(2) Fields 51 pass from Montez	PAT blocked	Montez
Oregon State	10	86	3:21	TD	1	(2) Fields 33 pass from Montez	Price	Montez
Oregon State	5	87	1:28	TD	2	(1) Fields 63 pass from Montez	Price	Montez
Oregon State	7	40	1:53	TD	2	(4) Lindsay 1 run	Price	Montez
Oregon State	9	44	2:16	FG	2	(4) Price 54 FG	Montez
Oregon State	10	47	3:23	*FG	3	(4) Price 22 FG	Montez
Oregon State	15	84	5:04	TD	4	(2) Adkins 1 run	Price	Gehrke
Southern California	1	67	0:11	*TD	3	(1) Lindsay 67 pass from Bobo	Price	Montez
Southern California	8	84	2:47	TD	4	(3) Bobo 10 pass from Montez	Price	Montez
Southern California	10	51	3:39	FG	4	(4) Price 42 FG	Montez
Arizona State	10	81	2:49	TD	1	(1) Evans 16 run	Price	Liufau
Arizona State	12	72	4:54	FG	2	(4) Price 20 FG	Liufau
Arizona State	4	75	1:46	TD	2	(3) Liufau 3 run	Price	Liufau
Arizona State	8	56	2:10	TD	2	(1) Lindsay 13 run	PAT failed	Liufau
Arizona State	1	75	0:12	TD	3	(1) Lindsay 75 run	Price	Liufau
Arizona State	12	62	4:28	*FG	3	(4) Graham 36 FG	Liufau
Arizona State	8	47	4:48	TD	4	(3) Lindsay 4 run	Graham	Liufau

(*—scored following a turnover).

Drive Analysis

DISTANCE	COLORADO		OPPONENT	
Length (minus)	TD	FG	TD	FG
0—9	0	1	0	0
10—19	0	0	0	0
20—29	0	0	2	0
30—39	1	0	2	1
40—49	3	3	2	3
50—59	4	1	1	1
60—69	8	4	2	0
70—79	8	1	3	0
80—89	9	0	2	0
90—99	0	0	1	0

GAME OPENING DRIVES

Game	COLORADO			OPPONENT		
	Pts	FD	Yds	Pts	FD	Yds
Colorado State	7	6	73	0	0	7
Idaho State	7	4	77	0	1	11
Michigan	7	2	49	0	1	19
Oregon	7	4	80	0	0	3
Oregon State	0	0	0	0	1	15
Southern California	0	0	2	0	3	60
Arizona State	7	5	81	0	0	3
Stanford						
UCLA						
Arizona						
Washington State						
Utah						

SECOND HALF OPENING DRIVES

Game	COLORADO			OPPONENT		
	Pts	FD	Yds	Pts	FD	Yds
Colorado State	3	4	64	0*	2	38
Idaho State	0	1	16	0	1	15
Michigan	7	2	80	7	1	45
Oregon	7	3	75	0	2	31
Oregon State	0	2	42	0	1	21
Southern California	0	0	7	0	1	36
Arizona State	7	1	75	0	0	4
Stanford						
UCLA						
Arizona						
Washington State						
Utah						

(*—drive ended by a turnover)

POSSESSIONS AT-A-GLANCE

	Avg. 3-Plays				
	No.	Plays	Snap & Out*	Snap/TD	
Colorado	98	569	5.81	25	16.7 (34)
Opponent	101	477	4.74	32	31.8 (15)

(*—less if there is a turnover; must not have earned a first down or scored a touchdown.)

POINTS BY DRIVE

Drive (CU/Opp)	COLORADO			OPPONENT		
	Pts	TD	FG	Pts	TD	FG
1 (7/7)	35	5	0	0	0	0
2 (7/7)	16	2	1	10	1	1
3 (7/7)	30	4	1	7	1	0
4 (7/7)	35	5	0	14	2	0
5 (7/7)	23	3	1	13	1	2
6 (7/7)	13	1	2	10	1	1
7 (7/7)	21	3	0	0	0	0
8 (7/7)	21	3	0	10	1	1
9 (7/7)	6	0	2	14	2	0
10 (7/7)	17	2	1	17	2	1
11 (7/7)	17	2	1	7	1	0
12 (7/7)	17	2	1	14	2	0
13 (5/7)	0	0	0	7	1	0
14 (4/4)	0	0	0	0	0	0
15 (3/3)	7	1	0	3	0	1
16 (1/2)	0	0	0	0	0	0
17 (1/1)	0	0	0	--	--	--

YARDS PER PLAY—TD Drives: 10.1 (219-2207); FG Drives: 5.4 (92-498); Non-Scoring Drives: 3.5 (258-902).

FIRST DOWN PASSING

Player	Att-Com-Int	Pct.	Yards	FD	TD	Long	Sacked	Rating
Sefo Liufau	41-29-0	70.7	536	12	2	70t	2/12	196.6
Steven Montez	40-26-1	65.0	369	10	3	69t	2/12	162.2
Bryce Bobo	1- 1-0	100.0	67	1	1	67t	0/0	992.8
Jay MacIntyre	2- 1-0	50.0	14	1	0	14	0/0	108.8
Jordan Gehrke	1- 0-0	0.0	0	0	0	0	0/0	0.0

FIRST DOWN RUSHING

Player	Att.	Yards	Avg.	FD	TD	Long
Phillip Lindsay	58	351	6.1	8	5	75t
Kyle Evans	33	181	5.4	4	1	20
Sefo Liufau	14	79	5.6	3	1	19t
Steven Montez	16	76	4.8	2	0	14
Donovan Lee	17	62	3.4	1	0	15
Beau Bisharat	7	29	4.1	0	0	7
Troy Lewis	4	19	4.8	1	0	17
Anthony Julmisse	1	10	10.0	1	0	10
Devin Ross	2	6	3.0	0	0	8
Jay MacIntyre	1	3	3.0	0	0	3
Michael Adkins II	5	- 1	-0.2	0	0	1
Team	3	- 5	-1.7	0	0	- 1

FIRST DOWN RECEIVING

Player	No.	Yards	Avg.	FD	TD	Long
Devin Ross	13	177	13.6	5	2	48t
Shay Fields	12	305	25.4	5	2	70t
Bryce Bobo	12	250	20.8	6	0	66
Jay MacIntyre	8	61	7.6	2	0	16
Phil Lindsay	6	95	15.8	3	1	67t
Donovan Lee	3	7	2.3	0	0	8
Kabion Ento	1	69	69.0	1	1	69t
Sefo Liufau	1	14	14.0	1	0	14
Chris Bounds	1	8	8.0	0	0	8

QUARTERBACK SACKS (19-160)

Colorado State (2-24): Gilbert 1-16, Olugbode 1-8. Idaho State (1-3): Carrell 1-3. Michigan (3-22): Awuzie 1-10, Kafovalu 1-8, Gilbert ½-2, Tupou ½-2. Oregon (3-24): Carrell 1½-13; Kafovalu 1-7, Gilbert ½-4. Oregon State (4-33): Gilbert 2-26, Lewis 1-6, Tupou ½-1, Kafovalu ½-0. USC (1-11): Gillam 1-11. Arizona State (5-43): Gilbert 2-22, Gillam 1-9, Awuzie 1-8, Olugbode 1-4.

SACKS BY QTR: CU 5-3-6-5 (0-OT); OPP 3-3-4-3 (0-OT)

2016 COLORADO BUFFALO SINGLE-GAME HIGHS

Individual

LONGEST SCORING RUN— 75, Phillip Lindsay vs. Arizona State
LONGEST NON-SCORING RUN— 37, Phillip Lindsay at Southern California
LONGEST SCORING PASS— 70, Sefo Liufau to Shay Fields at Michigan
LONGEST NON-SCORING PASS— 66, Sefo Liufau to Bryce Bobo vs. Arizona State
LONGEST KICKOFF RETURN— 33, Tony Julmisse vs. Oregon State
LONGEST PUNT RETURN— 32, Jay MacIntyre at Michigan
LONGEST INTERCEPTION RETURN— 20, twice (Gamboa, Thompson)
LONGEST PUNT— 57, Alex Kinney vs. Oregon State
LONGEST FIELD GOAL— 54, Davis Price vs. Oregon State
MOST TOUCHDOWNS— 3, Shay Fields vs. OSU; Phillip Lindsay vs. Arizona State
MOST RUSHING ATTEMPTS— 26, Phillip Lindsay vs. Arizona State
MOST RUSHING YARDS— 211, Phillip Lindsay vs. Arizona State
MOST PASS ATTEMPTS— 40, Steven Montez at Southern California
MOST PASS COMPLETIONS— 25, Steven Montez at Southern California
MOST INTERCEPTIONS THROWN— 2, Steven Montez at Oregon
MOST PASSING YARDS— 333, Steven Montez at Oregon
MOST TOUCHDOWN PASSES— 3, on three occasions (Montez 2, Liufau 1)
MOST RECEPTIONS— 10, Bryce Bobo at Southern California
MOST RECEIVING YARDS— 169, Shay Fields vs. Oregon State
MOST TOTAL OFFENSIVE PLAYS— 53, Steven Montez (twice: at Oregon, at USC)
MOST TOTAL OFFENSE— 468, Steven Montez at Oregon (333 pass, 135 rush)
MOST FIELD GOALS ATTEMPTED— 3, Diego Gonzalez vs. Colorado State
MOST FIELD GOALS MADE— 3, Diego Gonzalez vs. Colorado State
MOST TACKLES— 14, Kenneth Olugbode at Michigan (11 UT)
MOST SOLO TACKLES— 11, Kenneth Olugbode at Michigan (14 TT)
MOST TACKLES FOR LOSS— 3, Jordan Carrell at Oregon, Jimmie Gilbert vs. Arizona State
MOST QUARTERBACK SACKS— 2, Jimmie Gilbert vs. Oregon State, Arizona State
MOST QUARTERBACK HURRIES— 3, Jimmie Gilbert vs. Oregon State
MOST INTERCEPTIONS— 1, on eight occasions
MOST PASSES BROKEN UP— 3, Tedric Thompson at Oregon
MOST THIRD/FOURTH DOWN STOPS— 4, Awuzie vs. CSU; Gilbert vs. ASU
MOST KNOCKDOWN BLOCKS (OL)— 5, Jeromy Irvin vs. Colorado State
MOST SPECIAL TEAM POINTS— 8, N.J. Faló vs. Oregon State (3T, 2 In20, 2 KD, 1 FF)

THIRD-FOURTH DOWN PASSING

Player	Att-Com-Int	Pct.	Yards	FD	TD	Long	Sacked	Rating
Steven Montez	35-20-1	57.1	211	15	3	31t	3/14	130.4
Sefo Liufau	26-17-0	65.4	148	10	1	22	2/12	135.9
Jordan Gehrke	4- 3-0	75.0	28	2	0	14	0/0	133.8

THIRD-FOURTH DOWN RUSHING

Player	Att.	FD/TD	Pct.	Yards	Avg.	TD	Att.-FD
Jordan Gehrke	1	1	100.0	23	23.0	0	0-0
Michael Adkins	1	1	100.0	7	7.0	0	0-0
Phillip Lindsay	9	8	88.9	53	5.9	1	7-7
Kyle Evans	11	9	81.8	31	2.8	2	8-7
Sefo Liufau	14	8	57.1	63	4.5	1	3-2
Steven Montez	7	3	42.9	63	9.0	0	1-0
Beau Bisharat	1	0	0.0	2	2.0	0	0-0
Troy Lewis	3	0	0.0	8	2.7	0	0-0
Donovan Lee	3	0	0.0	-1	-0.3	0	0-0
Team	1	0	0.0	-3	0.0	0	0-0

THIRD-FOURTH DOWN RECEIVING

Player	No.	Yards	Avg.	FD	TD	Long
Devin Ross	8	57	7.1	5	0	17
Bryce Bobo	7	91	13.0	5	2	31t
Shay Fields	7	60	8.6	6	0	14
Phillip Lindsay	6	50	8.3	2	0	16
Kyle Evans	3	47	15.7	2	0	21
Kabion Ento	2	30	15.0	2	1	19t
Donovan Lee	2	23	6.5	2	0	13
Johnny Huntley	1	14	14.0	1	0	14
Joey Hall	1	6	6.0	1	0	6
Chris Hill	1	4	4.0	1	1	4t
Jay MacIntyre	1	4	4.0	0	0	4
Michael Adkins II	1	1	1.0	0	0	1

Team Bests/Highs

MOST FIRST DOWNS— 32, vs. Idaho State, at Oregon
MOST RUSHING ATTEMPTS— 57, vs. Idaho State
MOST RUSHING YARDS— 315, vs. Arizona State
MOST PASS ATTEMPTS— 44, at Southern California
MOST COMPLETIONS— 28, at Southern California
MOST INTERCEPTIONS THROWN— 2, at Oregon
MOST PASSING YARDS— 335, vs. Idaho State
MOST OFFENSIVE PLAYS— 89, vs. Colorado State
MOST TOTAL OFFENSE— 597, vs. Idaho State
FEWEST FUMBLES— 0, vs. Oregon State, at Southern California
MOST FUMBLES— 3, vs. Colorado State
FEWEST TURNOVERS— 0, at Michigan, Oregon State
MOST TURNOVERS— 2, vs. Colorado State, at Oregon, vs. Arizona State
MOST TIME OF POSSESSION— 36:36, vs. Idaho State
LONGEST TOUCHDOWN DRIVE— 87 yards, on two occasions (at Oregon, Oregon St.)
LONGEST FIELD GOAL DRIVE— 72 yards (12 plays), vs. Arizona State

Defensive Bests

FEWEST FIRST DOWNS ALLOWED— 7, vs. Idaho State, Arizona State
FEWEST RUSHING ATTEMPTS ALLOWED— 14, by Idaho State
FEWEST RUSHING YARDS ALLOWED— 35, vs. Idaho State
FEWEST PASS ATTEMPTS ALLOWED— 29, vs. Colorado State
FEWEST PASS COMPLETIONS ALLOWED— 12, vs. Colorado State
FEWEST PASSING YARDS ALLOWED— 61, vs. Idaho State
MOST INTERCEPTIONS— 2, vs. Colorado State, Oregon State
FEWEST TOTAL PLAYS ALLOWED— 56, vs. Idaho State
FEWEST TOTAL YARDS ALLOWED— 96, vs. Idaho State
MOST FUMBLES FORCED— 4, vs. Oregon State (two on special teams)
MOST TURNOVERS GAINED— 4, vs. Colorado State, at Southern California
MOST PASSES BROKEN UP— 8, vs. Idaho State
MOST QUARTERBACK SACKS— 5, vs. Arizona State
MOST QUARTERBACK HURRIES— 9, vs. Arizona State
MOST TACKLES FOR LOSS— 8, vs. Arizona State

GAME-BY-GAME INDIVIDUAL CHARTS / OFFENSE

RUSHING

MICHAEL ADKINS II

	Att	Yds	Avg.	Long	TD
Colorado State	DNP				
Idaho State	DNP				
Michigan	2	-4	-2.0	-2	0
Oregon	DNP				
Oregon State	7	31	4.4	16	1
USC	DNP				
Arizona State	DNP				
Stanford					
UCLA					
Arizona					
Washington State					
Utah					

BEAU BISHARAT

	Att	Yds	Avg.	Long	TD
Colorado State	4	17	4.3	7	0
Idaho State	8	19	2.4	5	0
Michigan	0	0	0.0	0	0
Oregon	0	0	0.0	0	0
Oregon State	3	9	3.0	5	0
USC	0	0	0.0	0	0
Arizona State	0	0	0.0	0	0
Stanford					
UCLA					
Arizona					
Washington State					
Utah					

KYLE EVANS

	Att	Yds	Avg.	Long	TD
Colorado State	8	41	5.2	20	1
Idaho State	15	52	3.5	8	1
Michigan	4	17	4.3	7	0
Oregon	10	61	6.1	17	0
Oregon State	15	43	2.8	7	0
USC	1	2	2.0	2	0
Arizona State	11	59	5.4	16t	1
Stanford					
UCLA					
Arizona					
Washington State					
Utah					

DONOVAN LEE

	Att	Yds	Avg.	Long	TD
Colorado State	10	44	4.4	21	0
Idaho State	8	40	5.0	15	0
Michigan	1	3	3.0	3	0
Oregon	2	-2	-1.0	1	0
Oregon State	7	15	2.1	9	0
USC	0	0	0.0	0	0
Arizona State	DNP				
Stanford					
UCLA					
Arizona					
Washington State					
Utah					

PHILLIP LINDSAY

	Att	Yds	Avg.	Long	TD
Colorado State	20	95	4.8	13	2
Idaho State	7	30	4.3	8	2
Michigan	12	51	4.2	15	0
Oregon	15	72	4.8	33	1
Oregon State	16	90	5.6	22	1
USC	11	57	5.2	37	0
Arizona State	26	219	8.4	75t	3
Stanford					
UCLA					
Arizona					
Washington State					
Utah					

SEFO LIUFAU

	Att	Yds	Avg.	Long	TD
Colorado State	14	66	4.7	12	0
Idaho State	6	54	9.0	19t	1
Michigan	8	4	0.5	6	0
Oregon	DNP				
Oregon State	DNP				
USC	3	2	0.7	6	0
Arizona State	14	38	2.7	9	1
Stanford					
UCLA					
Arizona					
Washington State					
Utah					

TROY LEWIS

	Att	Yds	Avg.	Long	TD
Colorado State	DNP				
Idaho State	9	33	3.7	17	0
Michigan	DNP				
Oregon	DNP				
Oregon State	DNP				
USC	DNP				
Arizona State	DNP				
Stanford					
UCLA					
Arizona					
Washington State					
Utah					

STEVEN MONTEZ

	Att	Yds	Avg.	Long	TD
Colorado State	0	0	0.0	0	0
Idaho State	4	34	8.5	14	0
Michigan	1	0	0.0	0	0
Oregon	21	135	6.4	32	1
Oregon State	4	28	7.0	14	0
USC	13	25	1.9	19	0
Arizona State	DNP				
Stanford					
UCLA					
Arizona					
Washington State					
Utah					

PASSING

SEFO LIUFAU

	A-C-I	Yds	Long	TD	Rating
Colorado State	33-23-0	318	60	1	160.6
Idaho State	18-15-0	204	42	2	215.2
Michigan	25-16-0	246	70t	3	186.3
Oregon	DNP				
Oregon State	DNP				
USC	3-2-0	11	7	0	97.5
Arizona State	31-23-0	265	66	0	146.0
Stanford					
UCLA					
Arizona					
Washington State					
Utah					

STEVE MONTEZ

	A-C-I	Yds	Long	TD	Rating
Colorado State	0-0-0	0	0	0
Idaho State	10-6-0	117	69t	2	224.3
Michigan	7-0-0	0	0	0	0.0
Oregon	32-23-2	333	61	3	177.7
Oregon State	27-19-0	293	63t	3	198.2
USC	40-25-1	197	22	1	107.1
Arizona State	DNP				
Stanford					
UCLA					
Arizona					
Washington State					
Utah					

JORDAN GEHRKE

	A-C-I	Yds	Long	TD	Rating
Colorado State	DNP				
Idaho State	3-1-0	14	14	0	72.5
Michigan	1-1-0	1	1	0	108.4
Oregon	DNP				
Oregon State	3-2-0	23	13	0	131.1
USC	DNP				
Arizona State	DNP				
Stanford					
UCLA					
Arizona					
Washington State					
Utah					

RECEIVING

BRYCE BOBO

	No	Yds	Avg.	Long	TD
Colorado State	5	99	19.8	46	0
Idaho State	2	7	3.5	7	0
Michigan	1	50	50.0	50	0
Oregon	5	72	14.4	31t	1
Oregon State	4	20	5.0	10	0
USC	10	83	8.3	21	1
Arizona State	6	110	18.3	66	0
Stanford					
UCLA					
Arizona					
Washington State					
Utah					

KABION ENTO

	No	Yds	Avg.	Long	TD
Colorado State	0	0	0.0	0	0
Idaho State	2	88	44.0	69t	2
Michigan	1	16	16.0	16	0
Oregon	0	0	0.0	0	0
Oregon State	0	0	0.0	0	0
USC	1	11	11.0	11	0
Arizona State	0	0	0.0	0	0
Stanford					
UCLA					
Arizona					
Washington State					
Utah					

KYLE EVANS

	No	Yds	Avg.	Long	TD
Colorado State	0	0	0.0	0	0
Idaho State	1	8	8.0	8	0
Michigan	0	0	0.0	0	0
Oregon	1	21	21.0	21	0
Oregon State	3	37	12.3	20	0
USC	0	0	0.0	0	0
Arizona State	1	32	32.0	32	0
Stanford					
UCLA					
Arizona					
Washington State					
Utah					

SHAY FIELDS

	No	Yds	Avg.	Long	TD
Colorado State	3	79	26.3	60	0
Idaho State	2	78	39.0	42	0
Michigan	4	99	24.8	70t	1
Oregon	5	35	7.0	15	1
Oregon State	7	169	24.1	63t	3
USC	4	32	8.0	13	0
Arizona State	2	20	10.0	11	0
Stanford					
UCLA					
Arizona					
Washington State					
Utah					

JOHNNY HUNTLEY

	No	Yds	Avg.	Long	TD
Colorado State	0	0	0.0	0	0
Idaho State	1	14	14.0	14	0
Michigan	DNP				
Oregon	0	0	0.0	0	0
Oregon State	0	0	0.0	0	0
USC	0	0	0.0	0	0
Arizona State	0	0	0.0	0	0
Stanford					
UCLA					
Arizona					
Washington State					
Utah					

SEAN IRWIN

	No	Yds	Avg.	Long	TD
Colorado State	0	0	0.0	0	0
Idaho State	0	0	0.0	0	0
Michigan	0	0	0.0	0	0
Oregon	0	0	0.0	0	0
Oregon State	DNP				
USC	0	0	0.0	0	0
Arizona State	0	0	0.0	0	0
Stanford					
UCLA					
Arizona					
Washington State					
Utah					

DYLAN KEENEY

	No	Yds	Avg.	Long	TD
Colorado State	0	0	0.0	0	0
Idaho State	0	0	0.0	0	0
Michigan	0	0	0.0	0	0
Oregon	0	0	0.0	0	0
Oregon State	1	8	8.0	8	0
USC	0	0	0.0	0	0
Arizona State	0	0	0.0	0	0
Stanford					
UCLA					
Arizona					
Washington State					
Utah					

DONOVAN LEE

	No	Yds	Avg.	Long	TD
Colorado State	2	12	6.0	8	0
Idaho State	1	10	0.0	10	0
Michigan	1	3	3.0	3	0
Oregon	0	0	0.0	0	0
Oregon State	1	13	13.0	13	0
USC	1	-4	-4.0	-4	0
Arizona State	DNP				
Stanford					
UCLA					
Arizona					
Washington State					
Utah					

PHILLIP LINDSAY

	No	Yds	Avg.	Long	TD
Colorado State	3	23	7.7	11	0
Idaho State	1	9	9.0	9	0
Michigan	2	0	0.0	0	0
Oregon	3	31	10.3	16	0
Oregon State	2	28	14.0	15	0
USC	6	105	17.5	67t	1
Arizona State	4	20	5.0	15	0
Stanford					
UCLA					
Arizona					
Washington State					
Utah					

JAY MacINTYRE

GAME-BY-GAME INDIVIDUAL CHARTS / DEFENSE

DEFENSIVE

CHIDOBE AWUZIE, CB

	Plays	UT,AT-TT	TFL	PD	3Ds	Other
Colorado State	55	8,1—9	1-2	1	4	INT
Idaho State	24	2,0—2	0-0	1	0	QBH
Michigan	71	5,0—5	1-10	1	1	FF
Oregon	76	3,1—4	0-0	0	0
Oregon State	56	1,1—2	0-0	1	2	QBH
USC	78	3,0—3	0-0	0	0	TDS
Arizona State	63	3,0—3	1-8	2	2	QBS
Stanford						
UCLA						
Arizona						
Washington State ...						
Utah						

JORDAN CARRELL, DE

	Plays	UT,AT-TT	TFL	PD	3Ds	Other
Colorado State	37	3,0—3	0-0	0	0	2-QBH
Idaho State	22	2,1—3	1-3	0	1	QBS
Michigan	59	2,2—4	0-0	0	0	QBH
Oregon	75	5,2—7	3-14	0	0	1½-QS
Oregon State	35	3,1—4	0-0	0	0
USC	68	4,3—7	0-0	0	1	FR,QH
Arizona State	44	2,1—3	0-0	0	0	TZ,QCD
Stanford						
UCLA						
Arizona						
Washington State ...						
Utah						

TIMOTHY COLEMAN, DE

	Plays	UT,AT-TT	TFL	PD	3Ds	Other
Colorado State	17	1,0—1	0-0	0	0	QBH
Idaho State	23	0,2—2	0-0	0	0
Michigan	8	0,1—1	0-0	0	0
Oregon		-----DNP-----				
Oregon State	21	0,1—1	0-0	0	0
USC	8	0,0—0	0-0	0	0
Arizona State	14	0,0—0	0-0	0	0
Stanford						
UCLA						
Arizona						
Washington State ...						
Utah						

NICK FISHER, CB

	Plays	UT,AT-TT	TFL	PD	3Ds	Other
Colorado State	6	0,0—0	0-0	0	0
Idaho State	23	0,0—0	0-0	0	0
Michigan		-----ST ONLY-----				
Oregon		-----DNP-----				
Oregon State		-----ST ONLY-----				
USC	5	1,2—3	0	0	1
Arizona State		-----ST ONLY-----				
Stanford						
UCLA						
Arizona						
Washington State ...						
Utah						

JASE FRANKE, DE

	Plays	UT,AT-TT	TFL	PD	3Ds	Other
Colorado State	11	2,0—2	0-0	0	0	FF,QCD
Idaho State	10	1,0—1	0-0	0	0	TZ,QBH
Michigan	3	0,0—0	0-0	0	0
Oregon	3	1,0—1	0-0	0	0
Oregon State	13	3,1—4	0-0	0	0
USC	4	0,0—0	0-0	0	0
Arizona State	6	0,0—0	0-0	0	0
Stanford						
UCLA						
Arizona						
Washington State ...						
Utah						

RICK GAMBOA, ILB

	Plays	UT,AT-TT	TFL	PD	3Ds	Other
Colorado State	48	3,2—5	0-0	1	1
Idaho State	26	1,2—3	0-0	1	0
Michigan	66	7,5—12	1-5	0	1
Oregon	62	4,8—12	0-0	1	2
Oregon State	29	1,2—3	0-0	1	1	INT(TD)
USC	50	6,2—8	0-0	0	0	TZ
Arizona State	32	1,2—3	0-0	0	0
Stanford						
UCLA						
Arizona						
Washington State ...						
Utah						

JIMMIE GILBERT, OLB

	Plays	UT,AT-TT	TFL	PD	3Ds	Other
Colorado State	45	1,1—2	1-16	0	1	FF
Idaho State	29	3,2—5	1-5	1	2	QBH
Michigan	69	1,1—2	1-2	0	1	QBS
Oregon	73	1,0—1	1-4	0	0	½-QBS
Oregon State	47	7,0—7	2-26	0	1	2-FF/QS
USC	77	3,1—4	0-0	1	1	FF
Arizona State	57	3,4—7	3-26	0	4	2-QBS
Stanford						
UCLA						
Arizona						
Washington State ...						
Utah						

ADDISON GILLAM, ILB

	Plays	UT,AT-TT	TFL	PD	3Ds	Other
Colorado State	23	2,1—3	0-0	0	0
Idaho State	9	0,0—0	0-0	0	0
Michigan	7	1,0—1	0-0	0	0
Oregon	16	2,4—6	0-0	0	1
Oregon State	30	4,3—7	0-0	1	0	QBH
USC	30	4,1—5	1-11	0	1	FF,QBS
Arizona State	31	2,3—5	2-10	0	1	3-QBH
Stanford						
UCLA						
Arizona						
Washington State ...						
Utah						

TERRAN HASSELBACH, OLB

	Plays	UT,AT-TT	TFL	PD	3Ds	Other
Colorado State	22	0,0—0	0-0	0	0
Idaho State	23	1,0—1	0-0	0	0
Michigan	3	0,0—0	0-0	0	0
Oregon	21	1,0—1	0-0	0	0
Oregon State	16	0,0—0	0-0	1	1
USC	2	0,0—0	0-0	0	0
Arizona State	2	0,0—0	0-0	0	0
Stanford						
UCLA						
Arizona						
Washington State ...						
Utah						

LEO JACKSON III, DE

	Plays	UT,AT-TT	TFL	PD	3Ds	Other
Colorado State	15	1,0—1	0-0	0	0
Idaho State	23	0,0—0	0-0	0	0
Michigan	19	0,1—1	0-0	0	0
Oregon	29	2,0—2	0-0	0	0	QCD
Oregon State	26	3,1—4	0-0	0	0
USC	26	1,1—2	0-0	0	0
Arizona State						
Stanford						
UCLA						
Arizona						
Washington State ...						
Utah						

ANTHONY JULMISSE, CB

	Plays	UT,AT-TT	TFL	PD	3Ds	Other
Colorado State	5	0,0—0	0-0	0	0	FR
Idaho State	27	3,0—3	0-0	0	0	INT
Michigan		-----ST ONLY-----				
Oregon		-----ST ONLY-----				
Oregon State	10	0,0—0	0-0	0	0
USC		-----ST ONLY-----				
Arizona State		-----ST ONLY-----				
Stanford						
UCLA						
Arizona						
Washington State ...						
Utah						

SAMSON KAFOVALU, DE

	Plays	UT,AT-TT	TFL	PD	3Ds	Other
Colorado State	45	3,0—3	0-0	0	0
Idaho State	23	1,1—2	0-0	0	0
Michigan	50	3,3—6	1-8	0	0	2-3DS
Oregon	51	5,2—7	1-7	0	1	QBS
Oregon State	36	2,2—4	1-0	0	0	½-QBS
USC	57	0,4—4	0-0	0	0	QBH
Arizona State						
Stanford						
UCLA						
Arizona						
Washington State ...						
Utah						

AFOLABI LAGUDA, S

	Plays	UT,AT-TT	TFL	PD	3Ds	Other
Colorado State	55	4,1—5	1-1	0	0
Idaho State	27	1,2—3	0-0	0	0
Michigan	71	4,1—5	0-0	0	1
Oregon	78	6,2—8	0-0	1	0	2-TZ
Oregon State	56	3,1—4	0-0	0	0
USC	73	8,3—11	0-0	0	0	FF,FR
Arizona State	63	1,2—3	0-0	1	1	INT
Stanford						
UCLA						
Arizona						
Washington State ...						
Utah						

DREW LEWIS, ILB

	Plays	UT,AT-TT	TFL	PD	3Ds	Other
Colorado State	4	0,0—0	0-0	0	0
Idaho State	29	3,1—4	0-0	1	1
Michigan		-----ST ONLY-----				
Oregon		-----ST ONLY-----				
Oregon State	10	3,0—3	1-6	0	1	QBS
USC		-----ST ONLY-----				
Arizona State		-----ST ONLY-----				
Stanford						
UCLA						
Arizona						
Washington State ...						
Utah						

MICHAEL MATHEWES, DL

	Plays	UT,AT-TT	TFL	PD	3Ds	Other
Colorado State		-----DNP-----				
Idaho State	8	0,1—1	0-0	0	1	QBH
Michigan		-----DNP-----				
Oregon		-----DNP-----				
Oregon State	7	0,0—0	0-0	0	0
USC		-----DNP-----				
Arizona State		-----DNP-----				
Stanford						
UCLA						
Arizona						
Washington State ...						
Utah						

DEREK McCARTNEY, OLB

	Plays	UT,AT-TT	TFL	PD	3Ds	Other
Colorado State	43	1,2—3	1-2	0	1	QCD
Idaho State		-----INJ-----				
Michigan	24	0,0—0	0-0	0	0	FR(TD)
Oregon		-----INJ-----				
Oregon State		-----INJ-----				
USC		-----INJ-----				
Arizona State		-----INJ-----				
Stanford						
UCLA						
Arizona						
Washington State ...						
Utah						

RYAN MOELLER, S

	Plays	UT,AT-TT	TFL	PD	3Ds	Other
Colorado State	31	1,3—4	0-0	0	0
Idaho State	25	1,1—2	1-2	1	1
Michigan	14	1,1—2	0-0	0	0
Oregon	53	2,1—3	0-0	0	0
Oregon State	33	0,0—0	0-0	0	0
USC	48	3,2—5	0-0	0	0
Arizona State	38	3,2—5	0-0	0	0	QBH
Stanford						
UCLA						
Arizona						
Washington State ...						
Utah						

ISAIAH OLIVER, CB

	Plays	UT,AT-TT	TFL	PD	3Ds	Other
Colorado State	24	1,0—1	0-0	0	0
Idaho State	26	0,1—1	0-0	0	0
Michigan	42	7,0—7	1-5	0	0	FF
Oregon	35	2,0—2	0-0	1	1
Oregon State	31	0,0—0	0-0	2	0
USC	30	2,1—3	0-0	1	1
Arizona State	32	0,0—0	0-0	2	1
Stanford						
UCLA						
Arizona						
Washington State ...						
Utah						

KENNETH OLUGBODE, ILB

	Plays	UT,AT-TT	TFL	PD	3Ds	Other
Colorado State	56	5,1—6	1-8	0	1	QBS,FR
Idaho State	24	4,0—4	1-1	0	2
Michigan	69	11,13—14	0-0	0	0	2-TZ
Oregon	78	7,6—13	1-2	0	0	TZ,QBS,FR
Oregon State	56	8,4—12	0-0	0	0	QCD
USC	80	6,3—9	0-0	0	1	INT,FF
Arizona State	63	7,3—10	1-4	0	0
Stanford						
UCLA						
Arizona						
Washington State						
Utah						

DRIVE ENGINEERING																		
Quarterback	Drives		Drives Ended By:-----								Points	Pts./	Quarterback		**Directing Offense			
	Started	TD	FG	FGA	PNT	DWN	TRN	SAF	CLK	RPL	Yielded	Drive	Drive Efficiency*		Plays	Yards	Avg.	3 & Out
SEFO LIUFAU	45	19	5	2	15	1	2	0	2	0	147	3.27	53.3%	60.5%	261	1793	6.87	10
STEVEN MONTEZ	48	13	5	0	19	2	4	0	3	2	105	2.19	37.5%	41.9%	265	1671	6.31	12
JORDAN GEHRKE	5	1	0	1	3	1	0	0	0	0	7	1.40	20.0%	40.0%	38	154	4.05	3
COLORADO	98	33	10	3	37	4	6	0	5	(2)	259	2.64	43.9%	49.5%	564	3618	6.41	25
OPPONENTS	101	15	7	2	51	4	14	0	8	(0)	126	1.25	21.8%	25.8%	473	2195	4.64	32

*—second number is the percentage the QB has put his team in position to score, allowing for missed field goals and minus drives ended by the clock. Gehrke's drives add to one more than started (replaced Montez vs. ISU); Liufau's drives add to one more than started (replaced Montez at USC). **—excludes kneel-downs, spiked passes and fake/muffed punt plays when not actually directing offense: Liufau 2(-2); Montez 3(-9); Opponents 4(-5).

KICKOFF ANALYSIS															No.											Opp.	OSY	ASY
Kicker	Total	Ret.	Yards	(Avg.)	FC	MF	NA	TB	(EZ+)	In20/25	OB	OnS	SQB	OSY	Ret.	ASY	Ret.											
D. GONZALEZ.....	19	3	1387	73.0	0	0	0	16	(13)	0/ 0	0	0	(0) (0)	516	116	O 27	O 39											
D. PRICE.....	14	9	937	66.9	0	0	0	5	(2)	2/ 5	0	0	(0) (0)	350	225	O 25	O 25											
C. GRAHAM.....	18	9	1116	62.0	2	0	1	6	(2)	3/ 6	0	0	(0) (0)	457	216	O 25	O 24											
OPPONENTS.....	31	9	2177	70.2	0	0	0	21	(13)	2/ 4	1	0	(0) (0)	790	230	O 25	O 26											

KICKOFF KEY: MF—muffed; NA—no attempt at a return; EZ+—through or over end zone; OSY—Opponent Starting Yardline;

ASY—Average Starting Yardline; Ret—averages using returned kicks only. Onsidies (OnS), short squibs (SQB) and free kicks are omitted in figuring the above; out-of-bounds are not; returns may not add to team totals due to those credited on on-side kicks; free kicks following safeties NOT included. **FREE KICKS:** Colorado 0, Opponents 0.

YARDAGE SUMMARY

Team	Plays	20+	10+	5+	1-4	0	Neg.
Colorado	569	36	111	254	168	109	38
Opponent.....	477	24	77	165	155	127	39

FIRST DOWN TENDENCIES	Rushing-----			*Passing-----			OVERALL-----			Times Gained-----						Miscellany-----				Second Half			
	Plays	Yards	Avg.	Plays	Yards	Avg.	Plays	Yards	Avg.	20+	10+	5+	2-	0	Neg.	TD	QBS	TO	FD	2-&10+	Att.	Yards	Avg.
COLORADO	161	810	5.0	89	962	10.8	250	1772	7.09	16	43	108	102	41	16	13	4	2	43	57	111	714	6.4
Opponents	124	624	5.0	79	415	5.3	203	1039	5.12	8	35	77	89	39	11	7	3	5	32	49	98	412	4.2

*—kept like the NFL in that quarterback sacks are deducted from passing to present the accurate picture.

YARDS GAINED ANALYSIS

[Third down plays replayed due to penalty but yards awarded: Colorado 0, Opponents 0.]

	1st Down-----			2nd Down-----			3rd Down-----			4th Down-----			Season-----			*By Quarter-----				Opp. Territory-----			Breakdown-----		
Team	Att.	Yards	Avg.	Att.	Yards	Avg.	Att.	Yards	Avg.	Att.	Yards	Avg.	Att.	Yards	Avg.	1st	2nd	3rd	4th	Att.	Yards	Avg.	+	0	-
COLORADO	250	1772	7.1	198	1228	6.2	113	602	5.3	8	5	0.6	569	3607	6.34	1204	948	867	588	255	1495	5.9	422	109	38
Opponents	203	1039	5.1	156	635	4.1	109	485	4.4	9	40	4.4	477	2199	4.61	498	579	690	432	190	694	3.7	311	127	39

*—Overtime Yards: N/A. Drives In Opponent Territory (minus those with 50+scores): Colorado 54/92 (58.7%, 27.7 yards per drive); Opp. 48/101 (47.5%, 14.5 ypd)

THIRD DOWN EFFICIENCY ANALYSIS

[4th-&-1: Colorado 3-3 (2-2 rush, 1-1 pass), Opponents 0-0 (0-0 rush)]

Team	3rd Down and															Second		
	1	2	3	4	5	6	7	8	9	10	11-14	15-19	20+	RUSH	PASS	Half/OT	TOTAL	PCT.
COLORADO	14-17	9-12	3- 8	4- 9	6-12	6- 8	3-11	1- 4	1- 5	5-14	1- 7	0- 3	0- 3	27-47	26-66	27-62	53-113	46.9
Opponents	3- 3	8-11	5- 9	3- 9	3- 8	2-17	3-11	1- 9	1- 5	1-11	2- 8	1- 6	0- 2	10-27	23-82	23-71	33-109	30.3

AVERAGE YARDS TO GO: Colorado 6.3 (113/717); Opponents 7.1 (109/772). **SECOND DOWN EFFICIENCY:** Colorado 78-198 (39.4%; 1-4 yds: 31-48); Opponent 37-156 (23.7%; 1-4 yds: 13-26).

TURNOVER ANALYSIS

	Opp/CU			Own Territory-----							Opponent Territory-----							By Quarter-----						Last 2 Min./OT**	
Team	TO	PTS	(TD,FG)	Pct.(Pts.)	EZ/G-10	11-20	21-30	31-40	41-50	49-40	39-30	29-20	19-10	9-G/EZ	=	Total	(TD*)	1st	2nd	3rd	4th	OT	1st-H	2nd-H	
COLORADO	8	31	(4,1)	22.1 (140)	0	0	1	3	0	0	3	1	0	0	=	8 (0)		2	0	4	2	0	0 (0)	0 (0)	
Opponents	14	47	(5,4)	17.2 (273)	0	3	0	1	11	2	2	3	0	1	=	14 (2)		3	2	7	2	0	0 (0)	1 (1)	

First Offensive Play After Gaining TO: Colorado 12-90, 7.5 avg., 67 long, 1 TD (9-15 rush/3-3-0, 75, 1 TD pass); Opponent: 8-53, 6.6 avg., 14 long, 0 TD (4-28 rush/4-3-0, 25 pass).

*—interception or fumble returns for a touchdown; **—number in parenthesis is number of turnovers in last 2-minutes while team is protecting lead or trying to tie or go ahead.

YARDS LOST DUE TO PENALTIES

	Colorado	Opponent
Times Penalized After Offensive Gain.....	5	2
Yards Lost Due To Penalties.....	71	4
Touchdowns Cost (Field Goals Cost)	0 (0)	0 (0)
First Downs Lost.....	3	0

GOAL-TO-GO SITUATIONS

Team	Summary										GTG Plays			1-Yard Line	
	Total	TD	FG	FGA	TO	DWN	CLK	ROC	Plays	Tds	Pct.	Plays	Tds	1st-H	2nd-H
COLORADO.....	15	12	2	1	0	0	0	(0)	32	12	37.5	13	8		
OPPONENTS.....	8	7	0	0	1	0	0	(0)	17	7	41.2	2	2		

EXPANDED PUNTING

Player	Punts	Yards	Avg.	Spot	Ret.	Yards	Return	Return	Returned	Avg.	In20/15/10/5	TB	FC	60+	No.	Yds.	Avg.	No.-Yds (In20)	No.	Yds.	Avg.
ALEX KINNEY	35	1499	42.83	C32	17	219	12.9	54t	51.4	34.86	5/3/2/0	3	10	0	11	475	43.2	5-209 (2)	30	1290	43.0
Average Spot—yardline where punts average from: Kinney 35/1113. Left-footed punts: 1-33 (33.0 avg., 0 In20)																					

Average Spot—yardline where punts average from: Kinney 35/1113. Left-footed punts: 1-33 (33.0 avg., 0 In20)

AVERAGE STARTING FIELD POSITION

	Colorado	Opponent
Drives Started	98	101
Cumulative Starting Yardlines	2777	3045
Average Field Position.....	C28	O30
Drives Started In Plus Territory	10	11
Scores/TD,FG.....	7/5,2	8/6,2
FGA/Punts/Downs/Clock.....	0/1/1/0	1/0/1/0
Turnovers/Ran Out Clock.....	1/0	1/0
Points.....	41	48
Drives Started Inside/At Own 20	31 (17/14)	22 (14/8)
Points Scored (TD/FG)	62 (8/2)	7 (1/0)

SCORING PERCENTAGE INSIDE-THE-20 (Red Zone)

	Colorado	Opponent
Times Penetrated Opponent 20.....	34	16
Total Scores	31	13
Touchdowns (Rush/Pass).....	23 (16/7)	11 (6/5)
Field Goals-Attempts	8-10	2-3
Turnovers/Downs/Punts/Clock	0/1/0/0	2/0/0/0
Scores From Outside The RZ/TD,FG	12/10,2	8/4,4
Scoring Percentage (TD Pct.).....	91.2 (67.6)	81.3 (68.8)
Total Red Zone Plays/Yards (Avg.)	85/303 (3.6)	31/149 (4.8)
Third Down Efficiency.....	6-16/37.5	4-7/57.1
Fourth Down Efficiency.....	2-3/66.7	2-2/100.0
*Ran Out Clock Not Trying To Score.....	0	1

(*—not included in total count above; the 20 IS NOT in the Red Zone)

FIRST DOWNS EARNED

Player	Rush	Pass	Rec.	Total	(3/4)
STEVEN MONTEZ	13	43	0	56	(18)
SEFO LIUFAU	13	37	1	51	(17)
PHILLIP LINDSAY	30	0	8	28	(10)
KYLE EVANS.....	19	0	4	23	(11)
BRYCE BOBO.....	0	1	19	20	(5)
DEVIN ROSS.....	0	0	20	20	(5)
SHAY FIELDS.....	0	0	18	18	(6)
JAY MacINTYRE.....	0	1	6	7	(0)
DONOVAN LEE.....	3	0	2	5	(2)
KABION ENTO	0	0	4	4	(2)
JORDAN GEHRKE.....	1	3	0	4	(3)
MICHAEL ADKINS II.....	2	0	0	2	(1)
BEAU BISHARAT.....	1	0	0	1	(0)
JOEY HALL.....	0	0	1	1	(1)
CHRIS HILL.....	0	0	1	1	(0)
JOHNNY HUNTLEY.....	0	0	1	1	(1)
ANTHONY JULMISSE.....	1	0	0	1	(0)
TROY LEWIS.....	1	0	0	1	(0)

FUMBLES

Player	No-Lost
EVANS	1-0
MONTEZ	1-0
BISHARAT	1-1
LINDSAY	1-1
LIUFAU	2-1
MacINTYRE	2-2
TEAM TOTAL	8-5

MISCELLANEOUS

	Colorado	Opponent
Points Scored Last 2 Minutes (Total/1st, 2nd)	27/20,7	10/10,0