



# UNIVERSITY OF COLORADO BUFFALOES / SPORTS INFORMATION SERVICE

www.CUBuffs.com

Fieldhouse Annex #50, 357 UCB, Boulder, CO 80309-0357

© 2016 CU Athletics

Telephone 303/492-5626 (FAX: 303/492-3811; E-mail (FB contacts): david.plati@colorado.edu; jason.clay@colorado.edu)

David Plati (Associate AD/SID), Jason Clay (Associate SID), Troy Andre (Assistant SID/Internet Managing Editor), Linda Sprouse (Assistant SID), Andy Schlichting (Assistant SID), Neill Woelk (Contributing Editor/CUBuffs.com), B.G. Brooks (CUBuffs.com), Ryan Megay (Grad Asst./Football)

## 2016 COLORADO BUFFALO FOOTBALL WEEKLY RELEASE, NOTES & STATISTICS

# GAME 12—UTAH



## BUFFS NEED TO WIN "RUMBLE IN THE ROCKIES" TO CLAIM PAC-12 SOUTH

SATURDAY, NOVEMBER 26, 2016 • 5:35 p.m. MST • Folsom Field (50,183) • Boulder, Colo.

RELEASE NUMBER 12 (November 21, 2016)

FOX (National) | KOA-RADIO | CUBUFFS.COM (Live Stats)

The No. 9 (AP, USA Today/Coaches, FWA Super 16) **Colorado Buffaloes** (9-2, 7-1 Pac-12) close out the regular season at home against the No. 21/20 **Utah Utes** (8-3, 5-3 Pac-12) in a 5:35 p.m. MST kickoff this Saturday, Nov. 19 at Folsom Field ... CU was also ranked **No. 9** and Utah No. 22 in the College Football Playoff Committee poll issued Nov. 22... FOX will broadcast the game, the second straight week the network is in Boulder, and it will also be the featured prime time game on Sirius/XM's College Sports Nation (Ch. 84), utilizing KOA's broadcast ... **It all comes down to this:** a Buff win over the Utes and Colorado wins the Pac-12 South Division (completing the rare "worst-to-first" rise in the standings); a Utah win will give Southern California the title and the berth into the Pac-12 Championship game in Santa Clara, Calif., on Dec. 2 (the South winner will play the winner of the Apple Cup – Washington at Washington State – in the title game) ... As a member of the Big 12, the Buffs won four North Division titles (2001-02-04-05) ... The Buffs are **9-2** for the first time since 2001, and **7-1** in league play for the first time since back-to-back in 2001-02 in the Big 12 under then-head coach Gary Barnett; CU is looking for its first 10-2 record to close the

regular season since 2001 (and 1995-1996 previous to that) ... CU is looking to win six straight games for the first time since 1996, which is also the last time it won five straight conference games (the Buffs opened 7-0 in the inaugural year of the Big 12 that season – after a loss in their last non-league game -- against Michigan) ... There are just **2** undefeated and **5** one-loss teams remaining in FBS play; Colorado is one of **15** two-loss squads meaning the other **106** have at least three setbacks ... In 2013, 31 schools hired new head coaches; 23 remain at those institutions; of those, only Western Michigan (P.J. Fleck, 11-0) has a better fourth-year record than CU's Mike MacIntyre (Willie Taggart at USF is also 9-2) ... Colorado is coming off a 38-24 win over No. 20 Washington State, which snapped a 23-game losing streak against ranked teams (the last was in 2009). CU rolled up a season-high 603 yards on offense (345 pass/258 rush) ... Utah suffered a double heartbreak, losing to Oregon 30-28 in the waning seconds, and in the process, were eliminated from the race to win the Pac-12 South... **CUBuffs.com/media** as your one stop for everything, including our on-line media guide and live stats.

**DEPTH CHART ON PAGE 67; ROSTER ON PAGES 68-69**

CU-Utah (FOX/National): **Joe Davis** (play-by-play) / **Brady Quinn** (color) / **Jenny Taft** (sideline reporter) / **Jeff Gowen** (producer)

### STAT OF THE WEEK

With nine wins, the Buffaloes have their most victories since finishing 9-5 in 2002. Colorado now has 14 nine-win seasons in its history: **1923** (9-0), **1961** (9-2), **1967** (9-2), **1971** (10-2), **1975** (9-3), **1989** (11-1), **1990** (11-1-1), **1992** (9-2-1), **1994** (11-1), **1995** (10-2), **1996** (10-2), **2001** (10-3), **2002** (9-5) and **2016** (9-2); the Buffs are now gunning for their seventh 10-win season, its first since 2001.

### OBSCURE NOTE(S) OF THE WEEK

**YOWZER:** Colorado has allowed just **22** offensive touchdowns by the opponent this season; that is down from 43 last year and from 67 as recent as 2012. The opponent had scored **154** offensive TDs in Mike MacIntyre's first 37 games (or 4.2 per game, down to 2.0 in 2016).

**200/200:** Colorado is averaging **209.5** yards rushing and **268.7** yards passing this fall, as the Buffaloes are in position to average 200 or more in both for just the third time in their history. CU did so in 1993, 1994 and 2001. CU has rushed and passed for 200 of each in **six** games this season (going **6-0**), a new school best as the Buffs previously did it five times in 1994 (four regular season plus the Fiesta Bowl) and in 1995 (all in the regular season).

## 2016 COLORADO SCHEDULE & RESULTS (9-2, 7-1 Pac-12)

Date	CU*	Opponent	Opp*	TV	Result/Time	2016 Record	Series	This-N-That or '15 rewind
Sept. 2	NR	Colorado State (N; Denver)	NR	ESPN	W 44-7	6-5	64-22-2	Liufau returns from Lisfranc injury with 384 yards/TO; defense holds CSU to 225
SEPT. 10	RV	IDAHO STATE	NR	PACMT	W 56-7	2-9	1- 0-0	CU scores on 7 of first 8 possessions en route to a record 49-0 lead at the half
Sept. 17	RV	+at Michigan	4	BTN	L 28-45	10-1	1- 4-0	Buffs sprint out to 21-7 lead but injuries, Jabrill Peppers help Michigan rally
Sept. 24	NR	+at Oregon	RV	PAC12	W 41-38	4-7	9-12-0	CU snaps 6-game losing streak to the Ducks, CU's second Pac-12 opener win
OCT. 1	RV	+ OREGON STATE (FW)	NR	PAC12	W 47-6	3-8	4- 5-0	Largest margin of victory in a league game in 24 years; best start (4-1) since '05
Oct. 8	21	+at Southern California	RV	PAC12	L 17-21	8-3	0-11-0	USC leads 14-0 at half, CU ties game in fourth but Trojans fend off comeback
OCT. 15	RV	+ ARIZONA STATE (N; HC)	RV	PAC12	W 40-16	5-6	1- 7-0	Buffs finally break through against Sun Devils, rush for 315 yards and 5 TDs
Oct. 22	RV	+at Stanford	RV	PAC12	W 10-5	8-3	4- 6-0	CU's fifth win the last 50 years with 13 or fewer points; snaps SU 4-game streak
NOV. 3	21	+ UCLA (N)	NR	FS-1	W 20-10	4-7	3- 9-0	Buffs win defensive battle, hold Bruins to 210 yards in first win in series since '03
Nov. 12	16	+at Arizona	NR	FS-1	W 49-24	2-9	14- 5-0	A 28-0 run over 20-minute span jumps score from 14-10 to 42-10 late in 3rd Qtr
NOV. 19	12	+ WASHINGTON STATE	20	FOX	W 38-24	8-3	6- 4-0	Liufau rolls up 453 total yards as CU outscores WSU 17-0 over final 16 minutes
NOV. 26	9	+ UTAH	21	FOX	5:35 p.m.	8-3	31-28-3	All five games in Pac-12 play down-to-the-wire (decided by total of 27 points)
Dec. 2		Pac-12 Championship Game		FOX	7:00 p.m.			at Levi's Stadium, Santa Clara, Calif. (North vs. South division winners)

(All times mountain. KEY: \*—AP rank at time of game; +—Pac-12 Conference game; N—Night game; HC—Homecoming; FW—Family Weekend.)

**COLORADO MEDIA SERVICES**

Head coach **Mike MacIntyre** holds a **Tuesday press luncheon**, located in the Champions Center (third floor, room 319). All will start at 11:30 a.m. with lunch, followed by MacIntyre promptly at Noon and select players before and/or afterwards depending on class conflicts. This year's dates: **Aug. 30; Sept. 6-13-20-27; Oct. 4-11-18; Nov. 1-8-15-22-29; Dec. TBA** (bowl). The **press conference portions are streamed live** on [www.CUBuffs.com](http://www.CUBuffs.com) (in the BuffsTV area); press conferences on CUBuffs.com do not require access codes. **(TV Pool Assignments:** KCNC 9/20, 10/18, 11/22; KDVR 9/13, 10/11, 11/15; KMGH 9/06, 10/04, 11/08, KUSA 8/30, 9/27, 11/01; all on own 12/01.)

MacIntyre can be heard Tuesdays (Aug. 30-Nov. 22) on the **Pac-12 Teleconference Call** at 11:25 a.m. MT, with a taped replay available after 4 p.m. MT those afternoons. All 12 coaches participate; for access numbers to the conference call and the replay, e-mail David Plati ([david.plati@colorado.edu](mailto:david.plati@colorado.edu)) with audio files available at [www.pac-12.com](http://www.pac-12.com).

**Video highlights** of CU games are available through the Pac-12 Network/Digital Xchange. There are some restrictions; contact **Duane Lindberg** to coordinate your needs ([dlindberg@pac-12.org](mailto:dlindberg@pac-12.org)).

The **Pac-12 Networks** are available nationwide through many platforms; check with local cable or satellite subscribers for more info. Comcast and Time Warner carry the Network in Colorado and DISH Network is the league's satellite provider. In the Boulder-Denver area: Comcast 430 & 431 (840 HD); Pac-12 DISH channels include 406 and 413 (along with 5453 and 5454 in its auxiliary area).

The **Colorado locker room** (home and road) is closed after games; following the customary 10-minute cooling off period, players will be available (a list will be solicited immediately following the game; no cutoff to request players).

Colorado's **football practices** are generally closed (to the media and public), but have a 25-30 minute window open for any media photography/video needs (follow parameters listed in CU's media policies). Thursday & Friday practices are entirely closed (except to network TV).

This year's standard **meeting/practice schedule** (mountain time): **Sunday:** Off; **Monday:** 7:00-9:40 meetings/9:50-10:50 practice; **Tuesday:** 7:45/9:10-10:55; **Wednesday:** 7:30/8:35-10:30; **Thursday:** 8:45/9:55-10:55 practice; **Friday:** 9:00/10:20-11:00 walkthrough (home games), 9:00/9:50-10:30 (road games).

**Interviews** with Colorado players are allowed post-practice on Mondays, Tuesdays and Wednesdays. Phone interviews with media are allowed all three days in all time slots. Interviews on Sundays are at the discretion of the player, as it being the standard player day off, CU can't arrange due to NCAA rules.

**Collegepressbox.com** is the official media website for Division I (FBS) football. Access weekly game notes, quotes, statistics, media guides, headshots, logos and more for all major conferences and their member schools. Login information will be distributed to accredited media or you can apply for a password at [www.collegepressbox.com/password](http://www.collegepressbox.com/password).

**CU On-Line Photo Database.** The CU SID office has an online photo database that allows

registered members of the media instant access to obtain head shots of all CU coaches and athletes as well as action shots of key players. Registration is easy: for a login and password, simply log on to [www.cubuffs.com/photodatabase](http://www.cubuffs.com/photodatabase). Registration can also be found through CUBuffs.com by selecting "Sports Information" from the "Athletics" menu located on the top navigation bar and click on "Enter Media Center."

The **Pac-12 Mountain Network** is the television home of the Buffaloes; it produces a variety of programming featuring all 12 member institutions.

**THE BUFFS ON THE INTERNET**

The official CU site on the Internet can be found at [www.CUBuffs.com](http://www.CUBuffs.com), which has the most up-to-date information, releases, game notes, press conference broadcasts (free) and articles by former *Boulder Camera* sportswriter Neill Woelk. Go to [www.CUBuffs.com](http://www.CUBuffs.com), click on Multimedia and then click on Football Media Center (second column under For The Media). It will link you to everything you'll need to know about CU football. Breaking news with the program will be found here first every time and delivered in full without others editing out what they might deem unessential or don't have room for.

**Stats.** A live in-game stats link is available for media only in the press box.

**Audio.** CU football can be heard (free) on the Internet at either CUBuffs.com or KOA-Radio (or its sister station, KDSP/AM760). Links: [www.CUBuffs.com](http://www.CUBuffs.com), [www.850koe.com](http://www.850koe.com), [www.am760.net](http://www.am760.net).

**BuffTV.** Through the Pac-12, "BuffTV" offers the opportunity to listen and/or watch live game action along with weekly features; find it here: <http://www.cubuffs.com/mediaPortal/player.dbm?id=3093348>.

**THE BUFFS ON THE AIRWAYS**

**KOA-Radio** in Denver (850 AM & 94.1 FM; KDSP 760 AM when conflicts) originates the CU Football Network, with sports director **Mark Johnson** in his 13th year as the play-by-play voice of the Buffs. **Former CU head coach Gary Barnett** (analysis) is in his first full season on the broadcasts. Sideline duties will be handled by two former Buffs **Chad Brown** and **Kami Carmann**; another former Buff, **Justin Adams**, hosts the studio show. Cities on the network in addition to KOA: Aspen (KFNO/106.1FM, which serves Eagle, 96.7FM; Roaring Fork, 94.3FM and Vail, 105.5FM), Glenwood Springs (KTMS, 99.1FM) Durango (KRSJ/ 100.5 FM), Grand Junction (KTMM/1340AM), Rifle (KNAM/1490 AM) and Steamboat Springs (KTVV/ 98.9FM). KOA has been the home to CU football for 72 of the last 75 years. *Both stations will stream the game live on the Internet.*

The **CU Coaches Radio Show** originates from Fate Brewery (1600 38th St., Boulder) Thursdays from 12:30-1:30 p.m. (Sept. 1-Nov. 19); Johnson and Barnett host (the show will be taped and air later that day on KOA, or AM760 if a conflict with Rockies baseball, between 7-8 p.m.). The show will be taped and air earlier in the week for the UCLA (Nov. 1) and Utah (Nov. 23) games.

**Satellite Radio:** Sirius-XM is the satellite home of the Buffs; the CU-Utah game (CU broadcast) will be on **Sirius Channel 84** (also **XM 84; 84 Internet**).

**PRONUNCIATION GUIDE**

**Coaches/Staff**

- Darrin **CHIAVERINI** (shiv-er-re-knee)
- Darian **HAGAN** (hay-gun)
- Jim **LEAVITT** (lev-it)

**Players**

- 16 Jaleel **AWINI** (juh-leal ah-we-knee)
- 4 **CHIDOBÉ AWUZIE** (chih-doe-bey / ah-wooz-yeh)
- 57 Sam **BENNION** (ben-yun)
- 35 Beau **BISHARAT** (bish-er-rot)
- 4 Bryce **BOBO** (bo-bo)
- 92 Jordan **CARRELL** (carol)
- 17 **KABION ENTO** (kay-be-on / N-toe)
- 52 N.J. **FALO** (follow)
- 56 **JASE FRANKÉ** (rhymes w/case; frank-E)
- 7 Jordan **GEHRKE** (gerr-key)
- 44 Addison **GILLAM** (gill-um)
- 45 Tanner **GRZESIEK** (gress-ick)
- 64 Aaron **HAIGLER** (Hague-ler)
- 96 **TERRAN HASSELBACH** (tare-run / hass-el-back)
- 36 **AKIL** Jones (ah-keel)
- 8 Anthony **JULMISSE** (joel-meese)
- 54 Samson **KAFOVALU** (kof-ah-va-loo)
- 75 Josh **KAISER** (ky-zer)
- 68 **GERRAD KOUGH** (jair-ed / coe)
- 71 Sam **KRONSHAGE** (kronn-sage)
- 1 **AFOLABI LAGUDA** (ah-foe-lobby / la-goo-duh)
- 78 John **LISELLA** (lih-sell-uh)
- 13 **SEFO LIUFAU** (seff-oh / loo-fow)
- 56 Tim **LYNOTT** (lynn-knot)
- 34 Pookie **MAKA** (ma-kuh)
- 93 Michael **MATHEWES** (mathews)
- 15 Sam **NOYER** (noy-er)
- 31 Kenneth **OLUGBODE** (oh-lew-bo-day)
- 65 Colby **PURSELL** (per-sell)
- 3 Derrion **RAKESTRAW** (rake-straw)
- 3 **DEAYSEAN** Rippy (day-shawn)
- 90 **TERRIEK** Roberts (terr-reek)
- 39 **JAISEN** Sanchez (jy-son, as in tyson)
- 30 Ryan **SEVERSON** (see-ver-son)
- 66 **COLIN** Sutton (kaw-lynn)
- 27 Travis **TALIANKO** (tally-ank-oh)
- 9 **TEDRIC** Thompson (teh-drick)
- 55 Brett **TONZ** (rhymes with bronze)
- 22 Kyle **TREGO** (tree-go)
- 72 Lyle **TUOLOMA** (two-e-loma)
- 58 Josh **TUPOU** (two-po)
- 5 Trey **UDOFFIA** (U-doe-fee-ah)
- 50 Frank **UMU** (ooh-moo)
- 53 Sully **WIEFELS** (wee-fulls)
- 9 **JUWANN** Winfree (juh-juan)
- 23 **AHKELLO** Witherspoon (ah-kellow)

**ROSTER CHANGES/DUPE I.D.'s**

**Number Changes:** **S Afolabi Laguda** (#1; was #8); **QB T.J. Patterson** (#9, was #18); **DT Frank Umu** (#90, was #50).

**DUPE NUMBERS:** Those who appear below are in dupe numbers where both likely see action (jerseys do have name tags). Skin tone key to help identify on special teams: **A**—African-American, **C**—Caucasian, **H**—Hispanic, **P**—Polynesian or Pacific Islander:

Offense/Specialist	Defense/Specialist
1 Fields, WR (A)	1 Laguda, S (A)
2 Ross, WR (A)	2 Blackmon, CB (A)
4 Bobo, WR (A)	4 Awuzie, CB (A)
7 Gehrke, QB (P)	7 Fisher, DB (A)
9 Winfree, WR (A)	9 Thompson, S (A)
10 Gordon, TB (A)	10 Gonzalez, PK (H)
23 Lindsay, TB (A)	23 Witherspoon, CB (A)
56 Lynott Jr., OL (C)	56 Franke, DL (C)
99 Boatman, TE (C)	56 Howard, DE/ST (A)

## Colorado Honor Candidates

There are a few Colorado players worthy of consideration for national and conference honors as the season; for those of you who have votes in such, please consider the below players that the coaching staff thought were deserving. The list (ALPHABETICAL) and very quick hits on each (All-Pac 12 candidates include those from first-team to honorable mention possibilities):

### ✓ **CB CHIDOBE AWUZIE**

*All-American & All-Pac 12 Candidate*

Sr. / 6-0 / 205 / San Jose, Calif. Many have said he is one of the top corners in the country (and that includes most pro scouts who have passed through Boulder). He has a diverse stat line, backing up his diverse abilities (CB, S, N): 47 tackles (39 solo, 3 sacks—CU's all-time sack leader by a defensive back), 14 third down stops, nine PBU's, four hurries, two forced fumbles, two TD saves and an interception ... along with 20 special team points (through a variety of ways, including 5 more tackles, 3 forced fair catches and a blocked FG).

### ✓ **WR BRYCE BOBO**

*All-Pac 12 Candidate*

Jr. / 6-2 / 190 / Covina, Calif. One of the most "acrobatic" receivers in the nation (two appearances on SportsCenter), he has 41 catches for 543 yards and two scores, along with a TD strike of 67 yards he threw to Phillip Lindsay at USC. Has seven catches of 20-plus and 18 of 10 or more.

### ✓ **DT JORDAN CARRELL**

*All-Pac-12 Candidate*

Sr. / 6-3 / 300 / Roseville, Calif. Is having a fine season but not getting the attention: he has 43 tackles (4½ sacks), 11 hurries and four third down stops as he is the iron man of the linemen with 560 snaps from scrimmage.

### ✓ **WR SHAY FIELDS**

*All-Pac 12 Candidate*

Jr. / 5-11 / 180 / Bellflower, Calif. CU's most explosive offensive player out of many; he is averaging 17.2 yards per catch (43-741), with his 8 TDs covering 281 yards (35.1 per). Top game was an assault on Oregon State, when he caught seven balls for 169 and three touchdowns, the latter tying a school record.

### ✓ **OLB JIMMIE GILBERT**

*All-American & All-Pac 12 Candidate*

Sr. / 6-5 / 230 / College Station, Texas. The nation's second-leading player in forced fumbles (6) and among them in sacks (9½), he has 40 tackles, 16 third down stops, five hurries, two PBU's, two TD saves and two caused interceptions.

### ✓ **OT JEREMY IRWIN**

*All-Pac 12 Candidate*

Jr. / 6-5 / 295 / Cypress, Texas. A team captain, he is grading out as CU's best lineman, his return to the lineup after missing most of the 2015 season with torn knee ligaments has had a tremendous impact in CU's improved running game. He has team highs of 18 knockdown and 14 pass protection TD blocks, along with 12 direct TD blocks on running plays while allowing only ½ a sack.

### ✓ **DT SAMSON KAFOVALU**

*All-Pac 12 Candidate*

Sr. / 6-4 / 295 / Riverside, Calif. Another cog in the run-stopping machine: 42 tackles (2½ sacks), four third down stops, four tackles for zero gains, nine hurries.

### ✓ **C ALEX KELLEY**

*All-Pac 12 Candidate*

Sr. / 6-2 / 310 / Oceanside, Calif. One of CU's team leaders on offense, he's had another fine season, paving the way for CU's ground game up the middle. He has had 13 pass protection TD blocks, 13 direct TD blocks on running plays and nine significant knockdown blocks (pancakes-plus). He has allowed only 1½ sacks and five pressures.

### ✓ **OG GERRAD KOUGH**

*All-Pac 12 Candidate*

Jr. / 6-4 / 295 / Pomona, Calif. One of the top guards in the conference, he's enjoying his breakout season. Grading out as CU's third-best lineman on one of the top units in the nation, he's had 10 pass protection blocks, 10 more in the run game, eight knockdown blocks while allowing only two-and-a-half sacks and being flagged for a single penalty.

### ✓ **TB PHILLIP LINDSAY**

*All-Pac-12 Candidate*

Jr. / 5-8 / 190 / Aurora, Colo. Enjoying a true breakout season; largely unrecruited after tearing an ACL his senior year, he's third all-time at CU in all-purpose yards. CU's first 1,000-yard runner since 2010 (1,081 yards), he also leads the team in scoring (96 points) and all-purpose yards (1,468 yards). He has four 100-yard games in his last five outings and is also third in receptions with 42.

### ✓ **QB SEFO LIUFAU**

*All-Pac-12 Candidate*

Sr. / 6-4 / 230 / Tacoma, Wash. The holder of 85 school records and counting, he'd be a possible Heisman candidate had he not missed the better part of three games with an ankle injury he suffered at Michigan with CU ahead in the third quarter, 28-24 (CU is 7-1 with him as the starter, but 7-0 in games he has finished under his own power). He has completed 67.2 percent of his passes (156-of-233) with 10 touchdowns to 3 interceptions and a quarterback rating of 146.3; he's in position to add single-season records for completion percentage and rating to his resume.

### ✓ **ILB KENNETH OLUGBODE**

*All-Pac-12 Candidate*

Sr. / 6-1 / 220 / San Jose, Calif. Colorado's leading tackler with 111 on the season, with double-digits in six of his last nine games including a career-high 18 at Stanford. He has a lot of garnish, too: six TFLs (two sacks), four tackles for zero, seven third down stops, two fumble recoveries, two TD saves, two interceptions, a caused INT and a forced fumble.

### ✓ **WR DEVIN ROSS**

*All-Pac 12 Candidate*

Jr. / 5-9 / 185 / Altadena, Calif. CU's leader in receptions (56), averaging 11.9 yards per with five touchdowns; 23 of those have been for 10-plus yards and 30 for first downs.

### ✓ **SS TEDRIC THOMPSON**

*All-Pac 12 Candidate*

Sr. / 6-1 / 205 / Valencia, Calif. Owns a team-best five interceptions (tied for the most at CU in the last nine seasons), and is second on the team with 68 tackles. He has the garnish too: 13 PBU's, 11 third down stops, seven touchdown saves, three hurries, two TFLs.

### ✓ **DT JOSH TUPOU**

*All-American & All-Pac 12 Candidate*

Sr. / 6-3 / 325 / Buena Park, Calif. As old school as it gets, he is the classic run-stopper. He has 41 tackles on the year (and a sack-and-a-half), but his mere presence alters the opponent game plan. Also had eight quarterback hurries and a sack-and-a-half.

### ✓ **CB AHKELLO WITHERSPOON**

*All-Pac 12 Candidate*

Sr. / 6-3 / 195 / Sacramento, Calif. Has really bloomed as a senior, as he has been among the leaders all season in passes broken up (17 at present); he has 21 tackles (18 solo), nine third down stops and five touchdown saves - his biggest an interception in the end zone with just 7 seconds remaining to preserve CU's 41-38 win at Oregon.

**Sophomore All-American Candidates:** ILB Rick Gamboa, CB Isaiah Oliver

**Freshman All-American Candidates:** OG Tim Lynott, Jr., QB Steven Montez

### ✓ **MIKE MacINTYRE**

**COACH OF THE YEAR CANDIDATE** *National & Pac 12 Conference*

Fourth year at Colorado, came into 2016 with a 10-27 record, 2-25 in Pac-12; at 9-2/7-1, has increased totals by 90 and 250 percent, respectively ... CU was 4-9 in 2015 (1-8 in Pac-12), so Buffaloes are +5 overall and +6 in conference games. Both win totals are the most at Colorado since the 2002 season. CU is currently playing the nation's 22nd toughest schedule and has already recorded one of the great turnarounds in Pac-12 conference game history, and it's currently the second biggest turnaround in school history.

**GAME-BY-GAME STARTERS (2016)**

Here are CU's starters for the 2016 season (**bold** indicated first career start):

OFFENSE	WR (X)	WR (Z)	WR (H)	LT	LG	C	RG	RT	TE	QB	TB
Colorado State	Bobo	Fields	Ross	J. Irwin	Kough	Kelley	<b>Lynott</b>	Kronshage	MacIntyre (WR)	Liufau	Lindsay
Idaho State	Bobo	Fields	Ross	J. Irwin	Kough	Wiefels	Lynott	Kronshage	MacIntyre (WR)	Liufau	Lindsay
Michigan	Bobo	Fields	Ross	J. Irwin	Kough	Kelley	Lynott	<b>Haigler</b>	S. Irwin	Liufau	MacIntyre (WR)
Oregon	Bobo	Fields	Ross	J. Irwin	Kough	Kelley	Lynott	Haigler	S. Irwin	<b>Montez</b>	Lindsay
Oregon State	Bobo	Fields	Ross	J. Irwin	Kough	Kelley	Lynott	Kronshage	MacIntyre (WR)	Montez	Lindsay
Southern California	Bobo	Fields	Ross	J. Irwin	Kough	Kelley	Lynott	Kronshage	MacIntyre (WR)	Montez	Lindsay
Arizona State	Bobo	Fields	Ross	J. Irwin	Kough	Kelley	Lynott	Kronshage	MacIntyre (WR)	Liufau	Lindsay
Stanford	Bobo	Fields	Ross	J. Irwin	Kough	Kelley	Lynott	Kronshage	Keeney	Liufau	Lindsay
UCLA	Bobo	Fields	Ross	J. Irwin	Kough	Kelley	Lynott	Kronshage	MacIntyre (WR)	Liufau	Lee (WR)
Arizona	Bobo	Fields	Ross	Callahan	Kough	Kelley	Lynott	Haigler	MacIntyre (WR)	Liufau	Lindsay
Washington State	Bobo	Fields	Ross	J. Irwin	Huckins	Kelley	Lynott	Haigler	Frazier	Liufau	Lindsay

DEFENSE	OLB	DE	NT	DE	OLB	JLB	MLB	LCB	SS	FS	RCB
Colorado State	McCartney	Carrell	Tupou	Kafovalu	Gilbert	Olugbode	Gamboa	Awuzie	Thompson	<b>Laguda</b>	Witherspoon
Idaho State	Shaver	Carrell	Tupou	Kafovalu	Gilbert	Olugbode	Gamboa	Awuzie	Thompson	Laguda	Witherspoon
Michigan	McCartney	Carrell	Tupou	Kafovalu	Gilbert	Olugbode	Gamboa	Awuzie	Thompson	Laguda	Witherspoon
Oregon	Moeller	Carrell	Tupou	Kafovalu	Gilbert	Olugbode	Gamboa	Awuzie	Thompson	Laguda	Oliver
Oregon State	Moeller (N)	Carrell	Tupou	Kafovalu	Gilbert	Olugbode	Gamboa	Awuzie	Thompson	Laguda	Witherspoon
Southern California	Moeller (N)	Carrell	Tupou	Kafovalu	Gilbert	Olugbode	Gamboa	Awuzie	Thompson	Laguda	Witherspoon
Arizona State	Moeller (N)	Carrell	Tupou	Kafovalu	Gilbert	Olugbode	Gamboa	Awuzie	Thompson	Laguda	Witherspoon
Stanford	Moeller (N)	Carrell	Tupou	Kafovalu	Gilbert	Olugbode	Gamboa	Awuzie	Thompson	Laguda	Witherspoon
UCLA	Moeller (N)	Carrell	Tupou	Kafovalu	Gilbert	Olugbode	Gamboa	Awuzie	Thompson	Laguda	Witherspoon
Arizona	Moeller (N)	Carrell	Tupou	Kafovalu	Gilbert	Olugbode	Gamboa	Awuzie	Thompson	Laguda	Witherspoon
Washington State	Moeller (N)	Carrell	Tupou	Kafovalu	Gilbert	Olugbode	Gamboa	Awuzie	Thompson	Laguda	Witherspoon

(N)—Nickel back. **CONSECUTIVE STARTS**—Thompson 24, Gamboa 22, Awuzie 19, Olugbode 17. **CAREER STARTS**—Tupou 42, Awuzie 39, Liufau 37, Kelley 35, Thompson 35, Olugbode 34. **PLAYER PARTICIPATION** (dressed/played): Colorado State 89/60; Idaho State 86/71; Michigan 74/56; Oregon 70/56; Oregon State 75/68; USC 70/58; Arizona State 74/57; Stanford 70/57; UCLA 77/57; Arizona 70/62; Washington State 74/58.

**INJURY REPORT**

Colorado no longer provides an NFL-style injury report (the Buffs were one of the last and few to do so); the list will now only contain players out for an extended period of time or those lost for the season.

Pos	Player	Injury	Notes	Status
PK	Diego Gonzalez	Achilles	ruptured an Achilles tendon in the third quarter of the Michigan game (non-contact; surgery on Sept. 20)	OUT/SEASON
ILB	Trent Headley	shoulder	he suffered a dislocated shoulder in CU's spring game (April 9) that required surgery	OUT/SEASON
OL	John Lisella	hypertension	has been dealing with the issue since fall camp	OUT/INDEFINITELY
OLB	Derek McCartney	knee	he suffered a torn ACL in the second quarter of the Michigan game (surgery on Oct. 4)	OUT/SEASON
DB	Jaisen Sanchez	knee	suffered torn knee ligaments in spring practice (March 30) and underwent surgery (April 14)	OUT/SEASON
WR	Juwann Winfree	knee	suffered a torn ACL in practice on August 18; will undergo surgery on Sept. 6 (he has a redshirt year available to him)	OUT/SEASON

**ATTENDANCE UP**

Through five of six home games on the '16 slate, CU is averaging **45,470** for the season, with the Washington State crowd of 48,658 the largest at Folsom since Nov. 4, 2011 against Southern California (50,083). CU averaged 39,389 for the 2015 season, thus is averaging 6,081 more than a year ago (a 15 percent increase), as it will be CU's largest improvement from one season to the next since 1988-89 (when the average jumped by 9,764). This year's jump in attendance is in line to be the eighth largest in school history. Colorado last averaged over 40,000 for a full season in 2012 (45,373).

**SPREADING THE BALL AROUND THE ROSTER**

Through 11 games, 16 different players have caught passes for the Buffaloes (five have thrown them), and 13 players have at least one rushing attempt. Eighteen players have scored points this season (all with six or more), and 19 have earned first downs. On defense, eight different players have at least one interception, and 11 have registered a quarterback sack, while 23 have recorded at least one third down stop.

**CAPTAINS**

On July 5, the team met to elect their 2016 captains; after a discussion of who they thought would be the best leaders on several fronts, the five who emerged as CU's captains are seniors **QB Sefo Liufau** and **ILB Kenneth Olugbode** and juniors **FB/TE George Frazier**, **OT Jeromy Irwin** and **TB Phillip Lindsay**. An interesting note on Liufau: having been named a captain as a sophomore in 2014 and again last year, he is now just the second CU player to serve as a team captain for three seasons, the first since Pat Carney did so over 120 years ago (1891-92-93).

► Liufau is one of six players in the nation currently serving in his third year as a team captain; he's joined by **Dakota Cox** (New Mexico), **Taysom Hill** (BYU), **Ryan Janvion** (Wake Forest), **Mitch Leidner** (Minnesota), **Pat O'Connor** (Eastern Michigan) and **Justin Thomas** (Georgia Tech). North Carolina's **Mack Hollins** is a three-time captain, but UNC elects captains after the season.

**HONORARY C's**

Honorary C's are annually presented to a person or persons for their dedication of service or contributions to University of Colorado Athletics. This year's recipients will be recognized in-between the first and second quarters of this Saturday's game against Utah: **Rick George** (CU athletic director); **Mark Johnson** (KOA-Radio), **Jay & Suzanne Knutson** (long-time fans and donors), **Lindsay Lew** (CU assistant AD/digital-database marketing) and **Scott McMichael** (CU assistant AD/development). **Chris Fowler** ('85 graduate, ESPN) was presented with one in the spring as it is hard for him to attend in the fall.

**STATISTICALLY SPEAKING**

Here's where the Buffs ranked statistically in select categories in the Pac-12 and the NCAA through games of November 19:

TEAM				Pac12				NCAA				Pac12				NCAA			
Pac12	NCAA	Category	Stat	Pac12	NCAA	Category	Stat	Pac12	NCAA	Category	Stat	Pac12	NCAA	Category	Stat				
4th	37th	RUSHING OFFENSE	209.5	5th	32nd	RUSHING DEFENSE	132.0	4th	24th	PUNT RETURNS	11.1	9th	75th	KICKOFF RETURNS	20.2				
6th	33rd	PASSING OFFENSE	268.7	1st	19th	PASSING DEFENSE	190.4	12th	115th	NET PUNTING	34.5	4th	15th	TURNOVER MARGIN	+0.73				
5th	26th	TOTAL OFFENSE	478.3	1st	14th	TOTAL DEFENSE	322.4	4th	25th	TIME OF POSSESSION	32:06								
3rd	21st	3rd DOWN EFFICIENCY	46.4	2nd	12th	3rd DOWN EFF DEFENSE	30.4												
5th	32nd	SCORING OFFENSE	36.5	2nd	13th	SCORING DEFENSE	18.5												

INDIVIDUAL (Top 25 in conference or top CU leader; players must meet NCAA minimum of 75% of team's games; *—if had enough attempts to qualify)											
Rushing			Receptions			Touchdowns			Field Goal Pct.		
Pac-12	NCAA	Yds/Gm	Pac-12	NCAA	No./Gm	Pac-12	NCAA	Pct.	Pac-12	NCAA	Pct.
Phillip Lindsay	3rd	30th	Devin Ross	7th	63rd	Phillip Lindsay	2nd	10th	Chris Graham	9th	91st
Phillip Lindsay	8th	65th	Shay Fields	17th	137th	Chris Graham	9th	91st	Chris Graham	10th	98th
Steven Montez	11th	109th	Phillip Lindsay	19th	142nd	Chris Graham	10th	98th	Chris Graham	10th	98th
Sefo Liufau	7th	66th	Bryce Bobo	21st	150th	Chris Graham	10th	98th	Chris Graham	10th	98th
Steven Montez	5th	35th	Shay Fields	7th	69th	Chris Graham	10th	98th	Chris Graham	10th	98th
Sefo Liufau	4th	33rd	Devin Ross	12th	101st	Chris Graham	10th	98th	Chris Graham	10th	98th
Steven Montez	6th	35th	Bryce Bobo	20th	172nd	Chris Graham	10th	98th	Chris Graham	10th	98th
Sefo Liufau	3rd	11th	Shay Fields	4th	40th	Chris Graham	10th	98th	Chris Graham	10th	98th
Steven Montez	6th	35th	Alex Kinney	6th	45th	Chris Graham	10th	98th	Chris Graham	10th	98th
Sefo Liufau	4th	49th	*Isaiah Oliver	2nd	7th	Chris Graham	10th	98th	Chris Graham	10th	98th
Steven Montez	10th	113th	Jay MacIntyre	5th	31st	Chris Graham	10th	98th	Chris Graham	10th	98th
Phillip Lindsay	14th	141st	None qualify			Chris Graham	10th	98th	Chris Graham	10th	98th
Phillip Lindsay	4th	25th	Scoring	Pac-12	NCAA	Pts/Gm			Chris Graham	10th	98th
			Phillip Lindsay	5th	28th	8.7			Chris Graham	10th	98th

CU uses coaches' video; numbers do not match.

**COLORADO IN THE POLLS – 2016 WEEK-BY-WEEK**

A weekly look at where Colorado has placed weekly in each of the three major polls in 2016 (the College Football Playoff committee first released its weekly rankings on Nov. 1 and does weekly on Tuesdays; RV—denotes received votes; number is place outside top 25):

Poll	PS	9/06	9/11	9/18	9/25	10/02	10/09	10/16	10/23	10/30	11/06	11/13	11/20	11/22	12/03	Final
Associated Press	---	RV	RV	---	RV	21	RV	RV	23	21	16	12	9			
USA Today Coaches	---	RV	RV	---	RV	23	RV	RV	23	20	15	12	9			
FWAA-NFF Super 16	---	---	---	---	RV	21	---	RV	RV	RV	14	t-11	9			
CFP Committee Poll	N/A	N/A	N/A	N/A	N/A	N/A	N/A	N/A	N/A	15	12	10	9			

**IN THE POLLS / SOME HISTORY**

Colorado re-entered the national polls this past October 2 for the first time since 2005, as the Buffaloes came in at No. 21 in the *Associated Press* (media) poll and No. 23 in the *USA Today Coaches* ballot; while it lasted for just the one week, it had been 11 years since CU had been nationally ranked, last appearing on November 6, 2005, when the Buffs were No. 21 in the coaches' ballot and No. 22 in the AP survey. The Buffs still own the 10th longest streak of all-time, as from the 1989 preseason poll through the first five weeks of 1997, CU had a tremendous run of 143 consecutive weeks in the AP poll. CU has now been ranked **299** times in its history, the 26th most all-time (Georgia Tech is 25th with 300), and has finished in the top four on four occasions, tied for 22nd most (the top four you say? ... the College Football Playoff includes the top four teams; only USC, with 11, has more than CU from the Pac-12).

- CU received one vote in each of the AP and Coaches polls of Sept. 6, the first time since Sept. 21, 2008 that the Buffs received at least one vote in each.
- What was going on in the fall of 2005, the last time CU was ranked?
  - The Earth's population was estimated at 6.5 billion; it is now over 7.4 billion (growing almost 14 percent).
  - *Mr. & Mrs. Smith* was the most popular movie; *The Office* debuted on NBC; Mariah Carey's *We Belong Together* was *Billboard's* No. 1 song of the year.
  - Pro Sport Champions: New England (NFL), San Antonio (NBA), Chicago White Sox (MLB); no NHL Stanley Cup champion as the players were locked out.
  - Top news events: George W. Bush begins second term; Hurricane Katrina devastates the South; disgraced journalist Dan Rather forced to resign from CBS.
  - Famous people who died included Pope John Paul II, Johnny Carson, Richard Pryor, Rosa Parks, Pat Morita, Anne Bancroft and Bob Denver.

**44 WINS OVER AP RANKED TEAMS 19TH BEST SINCE '89**

CU's 44 wins over *Associated Press* ranked teams since the start of the 1989 season (when the AP expanded to a top 25) are the 19th most in the nation in this time frame (28 seasons). Through games of Nov. 19, Florida State has the most (80), followed by Alabama (80), Ohio State (78), Florida (73), Michigan (67), LSU (66), Southern Cal (64), Oklahoma (62), Miami, Fla. (57), Tennessee (57), Auburn (53), Georgia (53), Oregon (53), Texas (53), UCLA (51), Notre Dame (50), Penn State (48), Nebraska (47), Washington (46), **Colorado (44)** and Clemson (43). All-time, Colorado's 67 wins over ranked teams are the 23rd most in history. **Since 1989, CU has played the sixth most ranked teams in the nation (127, with a record of 44-81-2), trailing only Florida (141; 73-67-1), LSU (138; 66-72), Alabama 136 (80-55-1), Michigan 129 (67-60-2) and Ohio State 129 (78-48-3); the leader in wins, Florida State, has played 124; 80-44.**

- CU had lost 23 straight against ranked teams until defeating No. 23 Washington State, 38-24, in Boulder on Nov. 19; its previous win was against No. 17 Kansas in Boulder on Oct. 17, 2009 (CU, 34-30). CU's last win over a top 5 or 10 team was on Sept. 29, 2007 (a 27-24 win over No. 3 Oklahoma in Boulder).
- **Note:** Arizona State was ranked No. 24 in the *USA Today/Coaches* poll when CU defeated it, 40-16; but all historical records are solely against those teams ranked by the AP.
- The Buffs have still lost 27 straight road games against ranked opponents, with the last win a 31-17 over UCLA at the Rose Bowl in 2002.

**BATTLES OF RANKED VS. RANKED AT FOLSOM**

Did you know that last week's matchup between No. 12 Colorado and No. 20 Washington State (*AP rankings*) was the first at Folsom Field where both teams were ranked in the top 25 since Sept. 14, 2002? That game saw the No. 17 Southern California Trojans defeat the No. 18 Buffaloes, 40-3. But on the positive side, the last time a game was played in November at Folsom Field before last weekend with two ranked teams was on Nov. 23, 2001, a memorable game that saw 14th-ranked CU defeat No. 2 Nebraska 62-36 (and the Huskers were actually No. 1 in the BCS Standings that week). This will be the first time CU will host two November games in back-to-back weeks featuring both schools being ranked, and it will be just the ninth such game (CU is 5-2-1 overall):

<b>Nov. 1, 1958</b> #7 Oklahoma 23, #9 Colorado 7	<b>Nov. 4, 1989</b> #2 Colorado 27, #3 Nebraska 21	<b>Nov. 23, 2001</b> #14 Colorado 62, #2 Nebraska 36
<b>Nov. 4, 1961</b> #8 Colorado 7, #10 Missouri 6	<b>Nov. 2, 1991</b> #15 Colorado 19, #9 Nebraska 19	<b>Nov. 19, 2016</b> #12 Colorado 38, #20 Wash. St. 24
<b>Nov. 4, 1972</b> #3 Nebraska 33, #15 Colorado 10	<b>Nov. 16, 1996</b> #6 Colorado 12, #9 Kansas State 0	<b>Nov. 26, 2016</b> #9 Colorado vs. #21 Utah

▶ With No. 21 Utah coming in to town this weekend, this marks the first time since 2011 that CU will host ranked teams in consecutive home games. Back in 2011, CU's first year in the Pac-12, the Buffs welcomed in No. 9 Oregon on Oct. 22 and after a road game at Arizona State (which was also ranked No. 23 at that time), the Buffs hosted No. 21 USC on Nov. 4 in its next home game.

▶ The last consecutive home games where both CU and its opponent were ranked in the top 25 was back in 1998. That year the Buffs hosted fifth-ranked Kansas State on Oct. 10 and the next weekend hosted No. 22 Texas Tech. CU split those games, losing 16-9 to K-State and defeating Texas Tech 19-17.

**TRIFECTA OF DEFENSE**

On October 8, Colorado left the southern California having allowed a season-high 548 yards of total offense to USC, but the next three games were a whole different story. The Buffaloes have allowed just **672** yards in the three games after the USC loss, which stood as the second lowest three-game total since 1967, where there were three different three-game spans under 700. Going back over the last 49 seasons, here are the best three-game defensive efforts in succession by the Buffs:

1992 <b>510</b> Missouri (187), Oklahoma (307), Kansas State (16)	2007 <b>590</b> Florida State (221), Miami-Ohio (139), Oklahoma (230)
1977 <b>593</b> Kent State (137), New Mexico (175), Army (281)	1998 <b>649</b> Fresno State (330), Utah State (141), Baylor (178)
1969 <b>597</b> Penn State (229), Indiana (167), Iowa State (201)	2016 <b>672</b> Arizona State (199), Stanford (263), UCLA (210)
1999 <b>628</b> Oklahoma (317), Kansas State (197), Baylor (114)	1998 <b>673</b> Colorado State (202), Fresno State (330), Utah State (141)
1967 <b>673</b> Colorado State (202), Fresno State (330), Utah State (141)	

**SWEET 16**

Colorado has held six opponents to **16** points or less this season, including four Pac-12 foes; it's been awhile since the Buffs have accomplished these feats. In fact, you have to go back to 1998, when CU held those same exact numbers (six and four) to 16 or fewer, except that the four league opponents were Big 12 Conference mates. The Buffs held seven teams overall to 16 or less in 1985 and 1991, and also held six teams to that in 1971, 1972, 1977, 1987, 19983 and 1998 (the best in the last 50 seasons is nine in 1967, when six Big 8 opponents were limited to 16 or less). Conference foes were held to 16 or less five times in 1985, 1993 and 1996.

**MORE DEFENSE**

When Colorado held UCLA to just 210 yards of total offense on Nov. 3, it marked the sixth time this season that the Buffs held their opponent to under 275 yards (five were against FBS opponents). CU for the season ranks first in the Pac-12 and 14th nationally in total defense, allowing just **322.4** yards per game, and it is second and 13th in both, respectively, in scoring defense by giving up only **18.5** points per game.

▶ **GOING FOR THE "HATRICK"**: Colorado has led its conference in total defense just twice since World War II, in 1958 (Big Seven) and in 1992 (Big Eight).

**AND STILL MORE DEFENSE**

- Over CU's five-game winning streak it has held opponents to an average of **309.2** yards per game and just **15.8** points. Opponents have only converted 21-of-77 (27.3 percent) third-down tries against the Buffs in these last five games.
- Colorado is fourth in the nation in red zone defense, allowing opponent red zone scores just 67.7 percent of the time. Of the 31 times opponents have reached the red zone on CU's defense, they have only scored 21 times (16 TDs); Florida leads the nation at 64.4 (17 scores, 26 penetrations).
- **Don't Come Around Here No More**: in a tip of the hat to Tom Petty and the Heartbreakers, in CU's last four games, the opponent have run a combined **56** plays in CU's red zone for a net **220** yards (3.9 per / 17 penetrations, 8 touchdowns).

**STEPPING UP WHEN CALLED UPON**

In Colorado's 38-24 win over No. 20 Washington State, sophomore safety **Nick Fisher** was called upon to play the most meaningful snaps of his career. After losing two free safeties ahead of him on the depth chart (Afolabi Laguda to ejection, Ryan Moeller to a concussion), he stepped in and to make six tackles (four solo), with a pass broken up. He had three third down stops and a fourth down stop, the latter at CU's 15-yard line when Washington State was driving trying to score a go-ahead touchdown when trailing 28-24 with 13:17 left in the game. He played 67 snaps in all, having entered the game playing mostly on special teams this year; he had four tackles in 39 snaps from scrimmage over six games on defense (he had five career tackles and 96 plays for his career).

**SHUT DOWN**: Fisher played a key role in helping CU win the Strength-vs.-Strength matchup going into the WSU game. The Cougars came in completion 74.1 percent of their passes (tops in the nation); CU was sixth defensively, allowing a 50.9 percent rate. The winner? CU—WSU was 26-of-53, or 49.1 percent.

**ROAD NOTES**

**3-2**: Colorado finished the 2016 with a 3-2 mark in true road games, its first time with a winning record in opponent stadiums since a similar mark in 2004, and nearly matched CU's road win total over the previous eight seasons (4-40). The Buffs also won back-to-back league games on the road (at Stanford, at Arizona) for the first time since winning three straight in the Big 12 over the 2004 (at Kansas, at Nebraska) and 2005 (Oklahoma State) seasons.

**25**: The Buffaloes' 49-24 win at Arizona on Nov. 12 (by 25 points) was its largest away from home since Oct. 1, 2005, when CU shutout Oklahoma State in Stillwater, 34-0. The only other larger margin of victory on the road thus millennium came in 2003, a 44-10 win at Iowa State.

**THE RISE ... FROM FOUR OR FEWER TO NINE OR MORE**

Taking a look at the current landscape of the so-called Power-5 conferences (Atlantic Coast, Big 12, Big Ten, Pac-12 and Southeastern) and examining the history of those teams, CU's turnaround is up there with some of the finest among college football's big boys. The Buffaloes have become the 30th team among the Power-5 schools since 1972 to win nine or more games after finishing the previous season with four or fewer wins (1972 was the year freshmen became eligible to play in NCAA Division I football, thus defining the modern era). Here's a look at those current power-5 programs with the largest turnarounds since 1972 (conference listed after school name is the one it belonged to at the time).

**Power-5 Programs Jumping from Four or Fewer Wins to Nine or More Wins in Just One Season**

School	Improvement		Previous Season		Next Season		School	Improvement		Previous Season		Next Season	
	Overall	Wins	Record	Year	Record	Year		Overall	Wins	Record	Year	Record	Year
Auburn (SEC)	+ 8	+ 9	3-9	2012	12-2	2013	West Virginia (Big East)	+ 5½	+ 6	3-8	2001	9-4	2002
TCU (Big 12)	+ 7½	+ 8	4-8	2013	12-1	2014	Washington State (Pac-10)	+ 5½	+ 6	4-7	2000	10-2	2001
Maryland (ACC)	+ 6½	+ 7	2-10	2009	9-4	2010	Purdue (Big Ten)	+ 5½	+ 6	3-8	1996	9-3	1997
Illinois (Big Ten)	+ 6½	+ 7	2-10	2006	9-4	2007	Arkansas (SEC)	+ 5	+ 5	4-7	1997	9-2	1998
Penn State (Big Ten)	+ 6½	+ 7	4-7	2004	11-1	2005	Washington State (Pac-10)	+ 5	+ 6	3-7-1	1987	9-3	1988
<b>Colorado (Pac-12)</b>	<b>+ 6</b>	<b>+ 5</b>	<b>4-9</b>	<b>2015</b>	<b>9-2</b>	<b>2016</b>	Boston College (Big East)	+ 5	+ 5	4-8	1985	9-3	1986
<b>Colorado (Big 12)</b>	<b>+ 6</b>	<b>+ 7</b>	<b>3-8</b>	<b>2000</b>	<b>10-3</b>	<b>2001</b>	North Carolina (ACC)	+ 5	+ 6	3-7-1	1975	9-3	1976
Northwestern (Big Ten)	+ 6	+ 7	3-7-1	1994	10-2	1995	Arkansas (SEC)	+ 4½	+ 6	4-7	2005	10-4	2006
Virginia Tech (Big East)	+ 6	+ 7	2-8-1	1992	9-3	1993	Iowa State (Big 12)	+ 4½	+ 5	4-7	1999	9-3	2000
Mississippi State (SEC)	+ 6	+ 6	3-8	1979	9-2	1980	Texas (Big 12)	+ 4½	+ 5	4-7	1997	9-3	1998
Washington State (Pac-12)	+ 5½	+ 6	3-9	2014	9-4	2015	Washington State (Pac-10)	+ 4½	+ 5	4-7	1991	9-3	1992
Oregon State (Pac-12)	+ 5½	+ 6	3-9	2011	9-4	2012	Arizona State (WAC)	+ 4½	+ 5	4-7	1976	9-1	1977
Rutgers (Big East)	+ 5½	+ 5	4-8	2010	9-4	2011	West Virginia (D-IAA)	+ 4½	+ 5	4-7	1974	9-3	1975
Ole Miss (SEC)	+ 5½	+ 6	3-9	2007	9-4	2008	California (Pac-12)	+ 4	+ 5	4-7	1992	9-4	1993
Wake Forest (ACC)	+ 5½	+ 7	4-7	2005	11-3	2006	USC (Pac-10)	+ 4	+ 5	4-6	1983	9-3	1984

**MOST IMPROVED TEAMS ALL-TIME IN PAC-12 LEAGUE PLAY**

Colorado has already made one of the best improvements in league record from one year to the next in the history of the Pac-12 Conference. CU, at 7-1 in league play, has already won six more conference games this year than it had in 2015 (and two more than it had in its first five years in the league). After going 5-40 in Pac-12 play from 2011 through 2015, CU was picked to finish last in the South Division in the 2016 preseason poll.

In Pac-12 history, there are just two instances where a school won six more games in league play than it did the season before, and Colorado could join the 1940 Stanford team as the only ones to win seven with a victory over Utah this Saturday. Stanford's 6½-game improvement that year is also the best from one year to the next, with three others improving by five games; CU has joined that latter group and will finish either at +7 (with a win) or +6 (with a loss).

**ALL-TIME BIGGEST OVERALL IMPROVEMENT IN PAC-12 CONFERENCE PLAY FROM ONE YEAR TO THE NEXT**

School	Improvement		Previous Season		Next Season		School	Improvement		Previous Season		Next Season	
	Overall	Wins	Record	Year	Record	Year		Overall	Wins	Record	Year	Record	Year
Stanford	+ 6½	+ 7	0-6-1	1939	7-0	1940	Oregon State	+ 4	+ 4	1-6	1954	5-2	1955
<b>Colorado</b>	<b>+ 6½</b>	<b>+ 6</b>	<b>1-8</b>	<b>2015</b>	<b>7-1</b>	<b>2016</b>	Southern California	+ 4	+ 4	3-4	1975	7-0	1976
California	+ 5	+ 5	1-6	1957	6-1	1958	Arizona State	+ 4	+ 4	4-4	1995	8-0	1996
Oregon	+ 5	+ 5	2-6	1993	7-1	1994	Washington State	+ 4	+ 4	3-5	1996	7-1	1997
Stanford	+ 5	+ 5	2-6	1998	7-1	1999	Washington State	+ 4	+ 4	2-6	2000	6-2	2001
UCLA	+ 4	+ 5	2-3	1945	7-0	1946	Arizona State	+ 4	+ 4	1-7	2001	5-3	2002
Washington	+ 4	+ 5	1-5-1	1951	6-2	1952	California	+ 4	+ 4	0-8	2001	4-4	2002
<i>*Washington</i>	<i>+ 1½</i>	<i>+ 5</i>	<i>1-1</i>	<i>1944</i>	<i>6-3</i>	<i>1945</i>	Washington	+ 4	+ 4	0-9	2008	4-5	2009
California	+ 4½	+ 4	1-6	1946	5-1	1947	Washington State	+ 4	+ 4	2-7	2014	6-3	2015
Washington	+ 4	+ 4	2-5	1949	6-1	1950							

(\*—conference played a limited schedule in 1944 due to World War II)

**MOST IMPROVED FBS TEAMS IN 2016**

There have been two previous seasons in school history where CU finished as the nation's most improved team. In one of the more dramatic turnarounds in NCAA history, CU went from 1-10 in 1984 to 7-5 in 1985, a 5½-game improvement, after the Buffs switched from a pro passing attack to the wishbone on offense. Then in 2001, Colorado improved six games, finishing 10-3 after going 3-8 the year before; in fact, CU just missed playing in the BCS Championship game by .05 of a point. This year, CU has one of the biggest jumps over its 2015 record (the third-best at that); the Buffs debuted as No. 15 in the first College Football Playoff Poll of the season, one of only two teams (with Nebraska) that had losing seasons in 2015. The most improved teams in 2016:

School	2015	2016	Diff.	School	2015	2016	Diff.	School	2015	2016	Diff.
UCF	0-12	6-5	+ 6½	Eastern Michigan	1-11	6-5	+ 5½	North Texas	1-11	5-6	+ 4½
Wyoming	2-10	8-3	+ 6½	Troy	4-8	8-2	+ 5	Georgia Tech	3-9	7-4	+ 4½
<b>Colorado</b>	<b>4-9</b>	<b>9-2</b>	<b>+ 6</b>	Army	2-10	6-4	+ 5				

**ALL-TIME MOST IMPROVED CU TEAMS**

This is obviously one of the most improved teams from one year to the next in CU history as well. The biggest turnarounds in Buff history:

Season	Record	Season	Record	Improvement	Season	Record	Season	Record	Improvement
2000	3-8	2001	10-3	+ 6	1922	4-4	1923	9-0	+ 4½
<b>2015</b>	<b>4-9</b>	<b>2016</b>	<b>9-2</b>	<b>+ 6</b>	1916	1-5-1	1917	6-2	+ 4
1984	1-10	1985	7-5	+ 5½	1964	2-8	1965	6-2-2	+ 4
1893	2-4	1894	8-1	+ 4½					

**LINDSAY TOPS 3,000 ALL-PURPOSE YARDS, JOINS 500/500 CLUB**

**TB Phillip Lindsay** has rapidly moved up CU's all-time all-purpose yards chart this season, rising from 33rd to open the year (2,376 yards) into third with 3,622; he has rushed for 2,125 yards, has 662 receiving and 1,028 in kickoff return yardage. He became the 14th player to join CU's 500/500 Club (rushing and receiving yards), doing so in the Arizona State game; once he "broke" into the club, he now has the seventh most total combined yards of the 14:

**500/500 CLUB (Rushing & Receiving)**

Rk	Player (Seasons)	Rush	Rec	Total	Plays	Avg.	Rk	Player (Seasons)	Rush	Rec	Total	Plays	Avg.
1	Rodney Stewart (2008-11)	3,598	969	4,567	902	5.06	8	Merwin Hodel (1949-51)	2,102	540	2,642	550	4.80
2	Bobby Purify (2000-04)	3,016	508	3,524	645	5.46	9	Ron Brown (1981-85)	751	1,217	1,968	192	6.34
3	Herchell Troutman (1994-97)	2,487	725	3,212	628	5.11	10	Tony Jones (2011-14)	1,269	558	1,827	398	4.68
4	Hugh Charles (2004-07)	2,659	552	3,211	577	5.56	11	Mike Pritchard (1987-90)	585	1,241	1,826	102	17.90
5	Lee Rouson (1981-84)	2,296	699	2,995	667	4.49	12	Woody Shelton (1950-52)	1,065	586	1,651	271	6.09
6	Cortlen Johnson (1998-2001)	2,199	691	2,890	497	5.81	13	Bill Symons (1962-64)	734	537	1,271	258	4.93
7	Phillip Lindsay (2014-16)	2,125	662	2,787	497	5.61	14	Lawrence Vickers (2002-05)	616	546	1,162	228	5.10

**MORE LINDSAY**

**TB Phillip Lindsay** has scored a touchdown in nine games this year and now has 23 in his career (21 rushing/2 receiving), not too bad considering he didn't score his first until the 14th game of his career. He has **138** career points, becoming the 50th player in CU history to reach 100. His **15** rushing touchdowns through 11 games are the most since 2002, when Chris Brown had 18; his **16** overall scores is also the most since Brown's 2002 count. The last CU running back with double-digit rushing touchdowns in a season had been Rodney Stewart with 10 in 2010.

**CHASED DOWN HIS COACH:** Lindsay is 15th on CU's all-time rushing chart (2,125); he recently passed his position coach, Darian Hagan, who had 2,007 yards in his career that spanned 1988-91; his next milestone is looking to become the ninth player in school history to rush for 2,500 yards.

**100?** He is looking to become the seventh player in school history to score 100 points (he has 96); the first since Chris Brown had 108 in 2002.

**AND LINDSAY MADE SOME OTHER HISTORY**

When junior **TB Phillip Lindsay** had career-highs of six receptions for 105 yards in the 21-17 loss at USC on October 8, he made some history in the process. He became just the fifth running back to have 100-plus receiving yards in Colorado history, and the first to do it since 2001, when **TB Cortlen Johnson** had identical numbers in a 40-27 Colorado win at Iowa State. A look at this rare quintet:

Player	Date	Opponent	Score	No.	Yds	TD	Player	Date	Opponent	Score	No.	Yds	TD
Jim Haley	Oct. 25, 1930	COLORADO A&M	W 7-0	3	108	1	Cortlen Johnson	Nov. 10, 2001	at Iowa State	W 40-27	6	105	1
Ron Johnson	Sept. 29, 1951	at Northwestern	L 14-35	2	108	0	Phillip Lindsay	Oct. 8, 2016	at Southern Cal	L 17-21	6	105	1
Leon Mavity	Nov. 11, 1961	UTAH	L 12-21	2	112	1							

▶ Lindsay rushed for a career-high 219 yards (on 26 carries) against Arizona State, scoring three touchdowns in CU's 40-16 win. It was CU's first 200-plus game since 2002 (Chris Brown, 211 at Missouri) and the 24th 200-yard game in school history. He became the **15th** different Buffalo to rush for 200-plus in a game.

▶ He became CU's first 1,000-yard rusher since 2010, when Rodney "Speedy" Stewart had 1,318 (with 10 touchdowns on 290 carries).

▶ With back-to-back triple digit games against Arizona State and Stanford, he was the first Buff to post back-to-back 100-yard efforts since Michael Adkins II in 2014; he has since done it again (Arizona, Washington State) and thus has four 100-yard games in CU's last five (he has **686** yards in those five games, or 137.2 per). The last player to rush for 100 or more in three straight games was Rodney Stewart in 2010 (175 vs. Kansas, 123 vs. Iowa State, 195 vs. Kansas State).

▶ His **11** receptions versus UCLA (for 76 yards) were a record for the most in a game by a CU running back; the old mark was nine by FB Lawrence Vickers versus Oklahoma State in Boulder on Oct. 9, 2004 (for 96 yards).

**PRICE MAKES HIS MARK (notice this tag starts with a "P" and ends with a "K," or PK)**

**PK Davis Price** joined the team as a recruited walk-on in June, but little did he know he'd see much if any action as a true freshman. But with the season-ending injury in the Michigan game to **Diego Gonzalez**, he was pressed into service as the kickoff specialist for the Oregon game. Chris Graham then struggled with a couple of low PAT kicks, so Price was ushered into the first-team role for the second kick of the Oregon State game, and how did he respond? He made all five of his extra point tries and both of his field goals, including a 54-yard boot on his first try, the CU record for both the longest made by a freshman and the longest first-career make (his high school best at Evergreen (in the foothills west of Denver) was 47 yards). He was recognized for his performance as the Pac-12's Special Teams Player of the Week. He missed the Stanford and UCLA games after taking ill the Wednesday prior but returned to play against Arizona.

**Longest Field Goals By A Freshman In The NCAA / 2016**

- 54 **Davis Price, Colorado (Oct. 1 vs. Oregon State)**
  - 53 Matt Ammendola, Oklahoma State (Sept. 10 vs. Central Michigan)
  - 53 Logan Tyler, Florida State (Nov. 11 vs. Boston College)
- No others over 50 yards through Nov. 12

**Longest Field Goals / Colorado Freshmen**

- 54 **Davis Price, vs. Oregon State in Boulder, Oct. 1, 2016**
- 52 Will Oliver, vs. California in Boulder, Sept. 11, 2011
- 51 Tom Field, vs. Oregon in Boulder, Sept. 8, 1979
- 50 Tom Field, vs. Oklahoma State in Boulder, Nov. 10, 1979

▶ **A FIRST?** It was for sure for CU: United Airlines provides the team charter for CU's travel, and for the USC trip, the pilot was Doug Price – Davis' father. A CU graduate himself, he is an Air Force Veteran who has been flying for United for 20 years; he normally flies military charters bringing troops back home from overseas.

**OLUGBODE ENJOYING FINEST SEASON; TOPS 100 TACKLES**

**ILB Kenneth Olugbode** has been credited with 111 tackles this season, a number that would rank sixth among all FBS players (CU uses coaches' video for defensive stats, not press box stats that the NCAA utilizes in statistical rankings). Those would also lead the Pac-12 – UCLA LB Jayon Brown is second with 105; he recorded 19 against the Buffaloes. Olugbode posted a career-high 18 tackles earlier this season in the win against Stanford. He has posted double-digit tackles in 6-of-11 games this year, which has given him 12 career double-digit tackle performances. Those 18 tackles versus Stanford on Oct. 22 were the most by a Buff since his fellow teammate Addison Gillam also recorded 18 against Oregon during his true freshman year of 2013. He has zoomed up CU's tackles chart and also has two interceptions this season—the first linebacker at CU to pick off two in a season since Shaun Mohler had a pair in 2008.



**STANFORD WINNING POINT TOTAL PRETTY RARE**

Colorado won three games in 1966 when scoring fewer than 14 points; but how rare was CU's 10-5 win at Stanford on October 22? It was just the ninth win in the last 50 seasons where the Buffs won when scoring under 14 points, and the first in 20 years. A look at these low scoring affairs (#—Orange Bowl):

<b>Nov. 11, 1967</b> KANSAS W 12- 8	<b>Sept. 18, 1982</b> at Washington State W 12- 0	<b>Oct. 8, 1992</b> at Missouri W 6- 0
<b>Nov. 5, 1977</b> at Iowa State W 12- 7	<b>Jan. 1, 1991</b> #Notre Dame W 10- 9	<b>Nov. 16, 1996</b> KANSAS STATE W 12- 0
<b>Oct. 17, 1981</b> OKLAHOMA STATE W 11-10	<b>Oct. 26, 1991</b> at Kansas State W 10- 0	<b>Oct. 22, 2016</b> at Stanford W 10- 5

**Note:** CU scored two touchdowns in the '67 and '96 games, four field goals in the '82 game; and two field goals in the '92 game; others were a combination.

The CU-Stanford game is the fourth-lowest scoring game of the season involving an FBS program. The list of the nine games in 2016 with 20 or fewer points:

<b>Sept. 1</b> WAKE FOREST 7, Tulane 3 10	<b>Oct. 8</b> DUKE 13, Army 6 19
<b>Nov. 5</b> Alabama 10, LOUISIANA STATE 10	<b>Oct. 1</b> APPALACHIAN STATE 17, Georgia State 3 20
<b>Oct. 8</b> NORTH CAROLINA STATE 10, Notre Dame 3 13	<b>Oct. 14</b> San Diego State 17, FRESNO STATE 3 20
<b>Oct. 22</b> Colorado 10, <b>STANFORD 5 15</b>	<b>Nov. 15</b> GEORGIA 13, Auburn 7 20
<b>Sept. 10</b> Illinois State 9, NORTHWESTERN 7 16	(Home team in CAPS)
<b>Oct. 1</b> Florida 13, VANDERBILT 6 19	

**HOME COOKING**

Colorado won its **400th** game in Boulder last week against Washington State (dating back to the 1890s on assorted campus fields); the Buffaloes have opened **5-0** at home and are looking for its first undefeated year in Boulder since 1994. The friendly confines of Folsom Field have been just that, as CU has outscored the opponents **201-63**, allowing just six touchdowns (three on short fields: 27 yards by Idaho State, 31 by Arizona State and 38 by UCLA, the first two following turnovers). CU has outgained the three by **2,647-1,193**, with a **140-63** edge in first downs. Opponents are converting at just a **23.1** clip on third downs (18-of-78) and have crossed the 50 just **27** times in **74** drives (seven three-and-outs, running **106** plays for only **346** yards in plus territory).

**HOW LOUD?** Against Arizona State, CU had its largest home attendance since the end of the 2011 season, as 48,588 attended Homecoming. The question of how much louder Folsom Field would be since the completion of the Champions Center on the northeast side of the stadium was answered: noise in fact was held in from that direction, amplifying already what is considered to be one of the traditionally loudest stadiums in the nation when at or near capacity.

**TRENDING ...**

Here's a look at the improvement that CU has made from the season prior to Mike MacIntyre's hiring at Colorado (2012) and the present in some rather unique categories:

Category	2016	2015	2014	2013	2012	Category	2016	2015	2014	2013	2012
Snaps per TD/Offense	19.2	28.0	23.7	26.8	30.7	Average To Go/Third Down	6.2	7.1	6.5	7.1	7.5
Snaps per TD/Defense	34.1	22.0	15.1	16.8	12.3	Red Zone Offense	45-51	39-53	40-45	26-32	26-33
Opening Drive/Points Scored	49	24	24	17	14	Red Zone Defense	21-30	39-44	47-52	51-62	53-57
Opening Drive/Points Allowed	0	42	27	34	35	TD Drives 60+ Yards	35	25	35	24	23
Points per Drive/Offense	2.43	1.78	1.99	1.62	1.26	Opp. TD Drives 60+ Yards	11	28	38	35	43
Points per Drive/Defense	1.21	2.02	2.60	2.57	3.21	Opponent 20+ Plays	44	66	72	74	81
Average Gain/First Down	6.3	5.1	5.4	5.8	4.2	Touchdowns Allowed ( <i>offensive</i> )	22	43	56	55	67
Average Gain Allowed/First Down	5.1	5.7	6.8	6.5	8.0	Points Allowed	203	357	468	459	552

**RECORD 82 EARN LETTERS**

Colorado will have a record **82** players earn letters in 2016, **42** offensive players, **35** defensive players and **5** specialists; the old high was 81 set last year. Historically, there are generally five ways a player can letter: play counts (scrimmage snaps plus special teams; essentially waived back in the 90s if they played in at least one game); possess a special skill—punter/kicker/special teams; be a true freshman (or JUCO) who gave up his redshirt year for the benefit of the team (unless injured and can get a medical hardship waiver); play fewer than the 100 plays but a pivotal role on scout teams, subbing for an injured player, or being lost for the season due to injury without a redshirt year available; and be a senior in good academic standing. The 2016 lettermen (27 seniors listed in **bold**; \*—includes three players who can earn a rare fifth-letter due to past in-season injuries):

*ADKINS II, Michael 4L	FALO, N.J. 2L	<b>HOWARD, Aaron</b> 3L	LEWIS, Drew 1L	SHAVER, Christian 3L
<b>AWINI, Jaleel</b> 2L	FIELDS, Shay 3L	HUCKINS, Jonathan 3L	LINDSAY, Phillip 3L	SUTTON, Colin 2L
<b>AWUZIE, Chidobe</b> 4L	FISHER, Nick 2L	HUNTLEY III, Johnny 1L	<b>LIUFAU, Sefo</b> 4L	<b>TALIANKO, Travis</b> 2L
<b>BAGBY, David</b> 1L	FRANKE, Jase 2L	*IRWIN, Jeremy 4L	LYNOTT, Tim Jr. 1L	TALLEY, Daniel 1L
BALE, J.T. 1L	FRAZIER, George 3L	<b>IRWIN, Sean</b> 4L	MacINTYRE, Jay 2L	<b>THOMPSON, Tedric</b> 4L
BERGNER, Andrew 2L	<b>GALLOWAY, Danny</b> 1L	JACKSON III, Leo 2L	MATHEWES, Michael 2L	TONZ, Brett 1L
BISHARAT, Beau 1L	GAMBOA, Rick 2L	JAN, Justin 1L	MCCARTNEY, Derek 3L	REGO, Kyle 1L
<b>BOATMAN, Brian</b> 2L	<b>GEHRKE, Jordan</b> 3L	JULMISSE, Anthony 1L	MIDDLEMISS, Dillon 1L	TUILOMA, Lyle 1L
BOBO, Bryce 3L	<b>GILBERT, Jimmie</b> 4L	<b>KAFOVALU, Samson</b> 4L	MOELLER, Ryan 3L	<b>TUGGLE, Joey</b> 3L
BOUNDS, Chris 1L	*GILLAM, Addison 4L	KAISER, Josh 2L	MONTEZ, Steven 1L	<b>TUPOU, Josh</b> 4L
<b>CALLAHAN, Shane</b> 3L	<b>GONZALEZ, Diego</b> 3L	KEENEY, Dylan 2L	OLIVER, Isaiah 2L	UMU, Frank 1L
<b>CARRELL, Jordan</b> 2L	GRAHAM, Chris 3L	<b>KELLEY, Alex</b> 4L	<b>OLUGBODE, Kenneth</b> 4L	WALKER, Lee 2L
COCHRANE, Xavier 1L	<b>GRUNDMAN, Sean</b> 1L	KINNEY, Alex 2L	ORBAN, Robert 2L	<b>WIEFELS, Sully</b> 2L
COLEMAN, Timothy Jr. 3L	HAIGLER, Aaron 1L	KOUGH, Gerrad 3L	PRICE, Davis 1L	<b>WITHERSPOON, Ahkello</b> 3L
COOPER, Lucas 1L	<b>HALL, Joseph</b> 2L	KRONSHAGE, Sam 3L	<b>RIPPY, Deaysean</b> 2L	
ENTO, Kabion 1L	HASSELBACH, Terran 2L	LAGUDA, Afolabi 2L	ROSS, Devin 3L	
EVANS, Kyle 2L	<b>HILL, Chris</b> 2L	LEE, Donovan 3L	<b>SEVERSON, Ryan</b> 4L	

**SERIES HISTORY—CU vs. UTAH**

After a 49-year dormancy, the series resumed on a permanent basis in 2011 when both schools joined the Pac-12 Conference and were placed in the same division (South); they were also designated to close the regular season against one another as well in the league's standard rivalry weekend. Colorado leads the series by a **31-28-3** count which includes a 16-12-1 mark in Boulder, a 14-16-2 standing in Salt Lake City and a 1-0 CU edge in Denver. Despite not playing for a half-century, the 31 wins by the Buffs over the Utes are tied for the fifth most over any Division I/FBS program, behind only Colorado State (64), Iowa State (49), Kansas State (45) and Kansas (42) while tied with Missouri, and are tied for seventh overall (defunct series with Colorado Mines, 36 wins, and Colorado College 31). Utah leads the series, **4-1**, since it resumed (Utah leads 2-1 in Salt Lake City and 2-0 in Boulder), but the five games have all been one-score affairs decided by a total of 27 points (3, 7, 7, 4, 6).

- CU coach **Mike MacIntyre** is 0-4 against Utah; Utes' coach **Kyle Whittingham** is 4-1 against Colorado.

**SERIES DID YOU KNOW?**— Before the schools signed on as the two newest members of what is now the Pac-12 Conference, a home-and-home series was agreed upon back in 2006 to resume the rivalry, one that dates back to 1903. The two were scheduled to meet in Boulder earlier this year on Sept. 22, fifty years to the day of the last meeting before they became conference mates in July 2011. The series basically came to a halt in the early 1960's, when schools still played 10-game schedules; Oklahoma State had joined the old Big 7, giving member schools seven league games, and the Buffs were playing an annual series with the Air Force Academy, leaving just two games a year to be filled. CU used those to leave the region and create home-and-home series with schools in California, Oregon, Texas and the Midwest.

**SERIES SIGNATURE ANNIVERSARY GAME**— **5th** (Nov. 25, 2011). **Tyler Hansen** ran for one touchdown and threw for another and Colorado held off a late Utah rally in defeating the Utes in Salt Lake City, 17-14. The win snapped a 23-game road losing streak by the Buffaloes, and in the process, ruined the Utes chance to win the Pac-12 South Division as all the Utes needed to face Oregon in the league's inaugural championship game was a win over the 2-10 Buffs. Winless on the road since a 31-26 victory at Texas Tech in 2007, the Buffs jumped out to 10-0 lead on a 1-yard run by Hansen, the play capping a 12-play, 80-yard effort on the opening possession of the game. Will Oliver's 23-yard field goal midway through the second quarter upped the lead to double figures, where it stood at the half. Utah countered with its first score, taking the second half kickoff and driving 68 yards where a Tauni Vakapuna 3-yard run cut the lead to 10-7. CU responded right back with an 82-yard drive, with Hansen hitting Evan Harrington with a 1-yard toss; Oliver's PAT kick made it 17-7. Utah added the final score of the day late in the third quarter (a 6 yard-pass from Jon Hays to Shawn Asiata), but would drive into CU territory on all three of its last possessions. The Buffs held, forcing one turnover and two missed field goals.

**COLORADO-UTAH AT-A-GLANCE / SERIES TRENDS**

Colorado leads the series by a **31-28-3** count (16-12-1 in Boulder, 14-16-2 in Salt Lake City, 1-0 in Denver); here's a game by-game look at the series (stats for the first 41 games are not available):

<b>Oct. 3, 1903</b> Colorado 22- 0 (B)	<b>Oct. 30, 1915</b> Utah 35- 3	<b>Oct. 22, 1927</b> Utah 20-13	<b>Nov. 5, 1938</b> Tie 0- 0 (B)
<b>Oct. 1, 1904</b> Colorado 33- 6	<b>Oct. 28, 1916</b> Utah 28- 0	<b>Oct. 27, 1928</b> Utah 25- 6 (B)	<b>Nov. 4, 1939</b> Colorado 21-14
<b>Nov. 4, 1905</b> Colorado 46- 5 (B)	<b>Nov. 10, 1917</b> Colorado 18- 9 (B)	<b>Oct. 19, 1929</b> Utah 40- 0	<b>Nov. 2, 1940</b> Utah 21-13 (B)
<b>Nov. 17, 1906</b> Utah 10- 0	<b>Nov. 8, 1919</b> Utah 7- 0	<b>Nov. 15, 1930</b> Utah 34- 0 (B)	<b>Nov. 1, 1941</b> Utah 46- 6
<b>Nov. 16, 1907</b> Colorado 24-10 (B)	<b>Nov. 6, 1920</b> Utah 7- 0 (B)	<b>Nov. 14, 1931</b> Utah 32- 0	<b>Nov. 7, 1942</b> Utah 13- 0 (B)
<b>Nov. 14, 1908</b> Utah 21-14	<b>Nov. 11, 1921</b> Tie 0- 0	<b>Nov. 5, 1932</b> Utah 14- 0 (B)	<b>Oct. 9, 1943</b> Colorado 35- 0 (B)
<b>Oct. 29, 1910</b> Colorado 11- 0 (B)	<b>Oct. 21, 1922</b> Utah 3- 0 (B)	<b>Nov. 11, 1933</b> Utah 13- 6	<b>Nov. 6, 1943</b> Colorado 22-19
<b>Nov. 18, 1911</b> Colorado 9- 0	<b>Nov. 17, 1923</b> Colorado 17- 7	<b>Nov. 10, 1934</b> Colorado 10- 7 (B)	<b>Oct. 14, 1944</b> Colorado 26- 0
<b>Nov. 9, 1912</b> Colorado 3- 0 (Den)	<b>Nov. 1, 1924</b> Colorado 3- 0 (B)	<b>Nov. 9, 1935</b> Colorado 14- 0	
<b>Nov. 8, 1913</b> Colorado 30-12	<b>Oct. 24, 1925</b> Utah 12- 7	<b>Nov. 7, 1936</b> Colorado 31- 7 (B)	
<b>Nov. 7, 1914</b> Colorado 33- 0 (B)	<b>Oct. 23, 1926</b> Utah 37- 3 (B)	<b>Nov. 6, 1937</b> Colorado 17- 7	

Date	Site	Result	Attend.	Rank	CU	Rushing	Passing	Tot Off	UU	Rushing	Passing	Tot Off	TV
				CU	UU	FD	att yds td	a-c-i yds td	no yds	FD	att yds td	a-c-i yds td	no yds
Oct. 13, 1945	Boulder	W 18-13		—	—	6	83 3	6- 4-0 68 0	151	13	186 2	22- 7-4 49 0	235
Nov. 2, 1946	Salt Lake City	L 0- 7	10,575	—	—	7	47 228 0	14- 1-5 11 0	61 239	9	57 298 1	19- 6-2 52 0	76 350
Nov. 1, 1947	Boulder	L 7-13	22,000	—	—	14	44 79 1	12- 6-3 110 0	56 189	8	37 119 0	16- 6-2 85 2	53 204
Oct. 30, 1948	Salt Lake City	L 12-14	17,003	—	—	15	55 182 2	12- 3-0 40 0	67 222	14	41 210 0	11- 6-0 97 2	52 307
Oct. 29, 1949	Boulder	W 14- 7	20,103	—	—	15	61 201 2	9- 3-2 59 0	70 260	11	43 222 1	7- 0-0 0 0	50 222
Oct. 28, 1950	Salt Lake City	T 20-20	11,000	—	—	11	53 183 2	14- 5-4 54 0	67 237	11	41 151 1	25-14-2 118 2	66 269
Nov. 10, 1951	Boulder	W 54- 0	14,048	—	—	23	68 452 6	12- 8-0 175 2	80 627	7	24 22 0	35-11-2 137 0	59 159
Nov. 1, 1952	Salt Lake City	W 20-14	15,300	—	—	12	44 192 1	8- 6-0 73 1	52 265	22	51 246 1	31-16-1 131 1	82 377
Nov. 7, 1953	Boulder	W 21- 0	18,500	—	—	10	47 161 2	6- 2-1 29 1	53 190	14	51 191 0	24- 9-7 58 0	75 249
Nov. 13, 1954	Salt Lake City	W 20- 7	10,111	—	—	16	55 219 2	8- 2-1 41 0	63 260	11	36 53 0	23-14-0 152 1	59 205
Nov. 5, 1955	Boulder	W 37- 7	20,500	—	—	21	58 249 1	15- 8-3 193 3	73 442	9	38 62 0	19-10-1 87 0	57 149
Nov. 17, 1956	Salt Lake City	W 21- 7	9,773	—	—	18	68 331 2	12- 6-2 64 1	80 395	12	34 174 0	21- 7-2 120 1	55 294
Sept. 28, 1957	Boulder	W 30-24	37,000	—	—	21	62 294 2	11- 6-1 137 2	73 431	17	35 82 1	26-17-2 248 2	61 330
Nov. 15, 1958	Salt Lake City	W 7- 0	4,300	—	—	2	33 62 1	0- 0-0 0 0	33 62	14	57 178 0	9- 3-0 16 0	66 194
Nov. 11, 1961	Boulder	L 12-21	25,000	8	—	17	34 210 0	24-10-3 208 2	58 418	22	53 233 2	19-12-0 131 1	72 364
Sept. 22, 1962	Salt Lake City (N)	L 21-37	25,878	—	—	21	36 103 2	32-18-2 208 0	68 311	17	36 195 1	16-12-0 234 3	52 429
Nov. 25, 2011	Salt Lake City	W 17-14	45,026	—	—	20	30 109 1	36-22-1 264 1	66 373	15	33 89 1	25-18-0 185 1	58 274 FSN
Nov. 23, 2012	Boulder	L 35-42	46,052	—	—	25	35 112 3	52-30-4 306 1	87 418	18	36 208 3	25-13-0 128 1	61 336 FX
Nov. 30, 2013	Salt Lake City	L 17-24	45,023	—	—	20	25 48 0	47-24-1 273 2	72 321	21	44 155 2	33-19-1 233 1	77 388 PAC12
Nov. 29, 2014	Boulder	L 34-38	31,954	—	—	18	32 116 3	31-20-1 317 1	63 433	21	35 128 1	37-25-0 311 3	72 439 PAC12
Nov. 28, 2015	Salt Lake City	L 14-20	45,823	—	—	19	33 49 0	38-19-3 258 2	71 307	18	50 216 1	26-10-1 108 1	76 324 PAC12





**CU INDIVIDUAL HIGHS**

**Most Yards Rushing:** 162, Bob Stransky, Sept. 28, 1957  
**Most Yards Passing:** 317, Sefo Liufau, Nov. 29, 2014

**Most Receptions:** 10, Nelson Spruce, Nov. 23, 2012  
**Most Yards Receiving:** 112, Leon Mavity, Nov. 11, 1961

**TALE OF THE TAPE / COLORADO - UTAH**

Here's a comparative look at **Colorado** and **Utah** in both general areas as well as several statistical categories through games of November 19 (NCAA/national rankings in their respective divisions, if applicable, are in parenthesis):

Category	 Colorado		 Utah		Category	 Colorado		 Utah	
	Colorado	Utah	Colorado	Utah		Colorado	Utah	Colorado	Utah
Overall Record .....	9-2	8-3			Third Down Conversion Offense .....	46.7 (21)	39.1 (76)		
Streak .....	Won 5	Lost 1			Third Down Conversion Defense .....	30.4 (12)	38.4 (54)		
vs. AP Ranked Teams (at time of game) .....	1-1	0-1			Fourth Down Conversion Offense .....	46.7 (82)	58.8 (35)		
Pac-12 Record .....	7-1	5-3			Fourth Down Conversion Defense .....	42.9 (38)	45.5 (50)		
Alumni On NFL Rosters (as of Nov. 20) .....	9	24			Three & Outs on Defense .....	49 (18)	47 (20)		
Rushing Offense .....	209.5 (37)	213.4 (32)			Quarterback Sacks By .....	2.82 (21)	3.45 (6)		
Average Per Rush .....	4.3	4.9			Quarterback Sacks Allowed .....	2.27 (81)	1.73 (43)		
Passing Offense .....	268.7 (33)	222.1 (77)			Net Punting .....	34.46 (115)	45.20 (1)		
Completion Percentage .....	65.2 (13)	55.8 (97)			Punt Returns .....	11.14 (24)	6.38 (85)		
Average Per Attempt .....	8.2	7.3			Punt Return Yardage Defense .....	12.55 (116)	8.47 (77)		
Passing Efficiency .....	148.15 (28)	127.88 (68)			Kickoff Returns .....	20.20 (75)	21.91 (44)		
Total Offense .....	478.3 (26)	435.5 (49)			Kickoff Return Yardage Defense .....	25.00 (120)	20.48 (65)		
Average Per Play .....	5.8	5.9			Penalties Per Game .....	6.18 (65)	7.09 (100)		
Scoring Offense .....	35.5 (32)	30.9 (56)			Penalty Yards Per Game .....	53.73 (61)	60.27 (93)		
Rushing Defense .....	132.0 (32)	213.4 (32)			Turnovers Gained .....	22 (15)	26 (2)		
Average Per Rush .....	3.9	4.1			Turnovers Lost .....	14 (31)	17 (65)		
Passing Defense .....	190.4 (19)	255.6 (98)			Turnover Margin .....	+0.73 (15)	+0.82 (12)		
Completion Percentage .....	50.9	61.8			Interceptions .....	13 (20)	17 (5)		
Average Per Attempt .....	5.6	7.3			Red Zone Scoring Percentage (Offense) ..	88.2 (34)	75.6 (113)		
Pass Efficiency Defense .....	101.20 (6)	126.43 (55)			Red Zone Scoring Percentage (Defense) .	67.7 (4)	86.2 (77)		
Total Defense .....	322.4 (14)	387.3 (49)			Time of Possession .....	32:06 (25)	33:59 (6)		
Average Per Play .....	4.7	5.8			Strength of Record (ESPN) .....	5	28		
Scoring Defense .....	18.5 (13)	23.6 (38)			Schedule Strength (USA Today/Sagarin) ...	19	48		

**CU-UTAH BY THE NUMBERS**

Here's a look at some numbers-related trivia in the Colorado-Utah series:

- No. 8** The highest national ranking of either team (Colorado in 1961) when the two have lined up across from each other;
- 11-3** The score of the first and *only* baseball game between the two, a Colorado win in Boulder on May 10, 1913.
- 14-14** Colorado's record against Utah in women's basketball; CU is **8-3** against the Utes with both as members of the Pac-12;
- 23** The CU school-record number of consecutive road losses until a 17-14 Buffs win the series' resumption in 2011;
- 25-21** Colorado's record against Utah in men's basketball, with the first meeting in 1913—CU is **5-6** against the Utes as Pac-12 mates;
- 31** The number of national championships in skiing won by both schools (Colorado 20, Utah 11; both counts include one AIAW title);
- 49** The number of years in-between games in the series (no meetings from 1963-2010; last was in 1962 before 2011);
- 100** The length of back-to-back kickoff returns in the fourth quarter in the 2012 game (CU's Marques Mosley and matched by Utah's Reggie Dunn);
- 162** The number of individual NCAA champions the schools boast in skiing (Colorado **90**, Utah **72**; first and third respectively, all-time);
- 261** The number of professional basketball games (ABA/NBA) played between the school's local teams (**65** in the ABA from 1971-76 (Utah Stars led 40-25 regular/postseason and **196** in the current NBA from 1979-present (Utah Jazz 106-67 regular season, 12-11 postseason)
- 356** The number of miles between Boulder, Colorado, and Salt Lake City, Utah (as the proverbial crow flies);
- 1,079** The difference in noted elevations (feet) between Boulder (**5,345**) and Salt Lake City (**4,266**).
- 189,005** The combined square miles of both states (Colorado **104,100**/ Utah **84,905**), ranking eighth and 11th, respectively, among the 50 states.

**UTAH SNAPSHOT**

Utah is 8-3 (5-3 Pac-12), ascending to as high as No. 11 in the Associated Press and the USA Today/Coaches polls after starting out 8-2, dropping 10 notches after losing its home finale in the final seconds to Oregon last week, 30-28. Utah was picked third in the South, with two first place votes, in the Pac-12's preseason media poll, and went 3-0 in non-league play before opening with a big win over USC. The Utes are 5-0 when scoring 30-plus points, and are 4-0 when allowing under 20. In crossover games with the North Division, CU and Utah played both Oregon and Oregon State; CU won at Oregon, 41-38, and both defeated the Beavers (CU at home, 47-6, and Utah on the road, 19-14).

➔ Utah coach **Kyle Whittingham** is the longest tenured Pac-12 coach, as he is in his 12th season in Salt Lake City, guiding the Utes to a **103-49** record during his time there (45-29 since joining the Pac-12). Utah had a string of six straight seasons with eight or more wins under Whittingham, which included a three-year stretch with 10-plus and a 33-6 record: the highlight of that run came in 2008, when the Utes had a 13-0 record, crushed Alabama in the Sugar Bowl and finished with a No. 2 national ranking. Named Utah head coach at the conclusion of the 2004 season, Whittingham had been with the Utes since 1994 when he started as a defensive line coach and was quickly promoted to defensive coordinator in 1995, at various times serving as the mentor for the safeties or linebackers. Prior to Utah, he spent five years at Idaho State (linebackers coach and final two as defensive coordinator). He was the DC at Eastern Idaho after two years ('85-86) as a graduate assistant at BYU (his alma mater, where he was a linebacker from 1978-81).

**THE LAST TIME**    **UTAH 20, COLORADO 14**    **NOVEMBER 28, 2015**    **RICE-ECCLES STADIUM, SALT LAKE CITY**

**SALT LAKE CITY** — Down to their third-string quarterback for more than half the game — and finally their fourth-stringer — the Buffs dropped a 20-14 decision to Utah to finish the season 4-9.

Colorado quarterback Cade Apsay made his second start in place of injured Sefo Liufau but suffered a concussion late in the second quarter and was replaced by Jordan Gehrke.

Colorado took the opening drive and moved deep into Utah territory for a first-and-goal at the Utes' 8-yard line. Apsay completed passes of 9 and 13 yards to Nelson Spruce and 16 yards to Sean Irwin. But when the Buffs hit the 8-yard line, Phillip Lindsay was stopped for no gain, Apsay threw incomplete on second down and was then sacked on third down.

That led to a 31-yard field goal try from Diego Gonzalez, and the attempt was blocked. It was the seventh-straight game the Buffs missed at least one field goal.

The Utes took advantage of the stop and methodically moved 80 yards in 13 plays for a touchdown and 7-0 lead. Joe Williams carried five times for 32 yards on the drive before quarterback Travis Wilson capped the march with a 16-yard touchdown pass to Kenneth Scott.

Then came another CU trip to the red zone and another empty possession. Apsay completed a 17-yard pass to Irwin on third-and-9, then threw 50 yards to Spruce, his longest reception of the season. The Buffs reached the Utah 6 on an Apsay run and penalty, only to see Apsay throw an interception on third down.

Utah pushed the lead to 10-0 two possessions later, getting a 37-yard field goal from Andy Phillips, but Colorado finally converted an opportunity into points on the next possession.

The Buffs were forced to punt from their own 15, but Utah's Boobie Hobbs muffed the kick and CU's Jered Bell recovered. Three plays later, Apsay hit Spruce with a 28-yard touchdown on a crossing pattern and the ensuing PAT cut Utah's lead 10-7.

The Utes took the opening kickoff of the second half and drove 68 yards in 13 plays for their second touchdown of the game and a 17-7 lead, then added a field goal on their next possession for a 20-7 lead.

CU's offense, meanwhile, struggled. Gehrke threw an interception on CU's first possession of the half, leading to the Utes' field goal, and could never get the offense untracked for a sustained drive.

The Buffs finally put together a long scoring drive late in the fourth quarter, with their fourth-string quarterback playing a major role.

The drive started with quarterback-turned linebacker-turned-quarterback Jaleel Awini at the helm. With Awini and Gehrke alternating, the Buffs drove 80 yards for a score. Awini converted a fourth-and-2 with an 8-yard run before Gehrke came in to finish the drive, throwing a 15-yard scoring pass to Lindsay with 4:13 left.

The Buffs then held the Utes on their next possession to force a punt and take possession at the Colorado 19 with 2:28 left in the game. The Buffs put a scare into the Rice-Eccles Stadium crowd by driving into Utah territory, but Gehrke fumbled after being sacked from behind and Utah recovered to end the game.

Utah held a scant 1-yard edge in total yardage, 326-325. Lindsay led CU in rushing with 48 yards on nine carries while Williams had 187 yards on 34 carries for Utah.

Spruce's touchdown catch was the 23rd of his career, making him CU's all-time leader in the reception "big three," receptions (294, also the Pac-12 record), receiving yardage (3,347) and TDs. It was also his ninth 100-yard career game.

<b>COLORADO</b> .....	<b>0</b>	<b>7</b>	<b>0</b>	<b>7</b>	<b>-</b>	<b>14</b>
<b>Utah</b> .....	<b>7</b>	<b>7</b>	<b>10</b>	<b>0</b>	<b>-</b>	<b>20</b>

SCORING	Score	Time	Qtr
Utah — Kenneth 16 pass from Wilson (Phillips kick)	0-7	4:45	1Q
Utah — Phillips 37 FG	0-10	7:27	2Q
COLORADO — Spruce 28 pass from Apsay (Gonzalez kick)	7-10	4:36	2Q
Utah — Williams 5 run (Phillips kick)	7-17	9:37	3Q
Utah — Phillips 27 FG	7-20	6:48	3Q
COLORADO — Lindsay 16 pass from Gehrke (Gonzalez kick)	14-20	4:13	4Q

TEAM STATISTICS	COLORADO	UTAH
First Downs.....	19	18
Third Down Efficiency (Fourth).....	5-16 (2-3)	7-17 (0-0)
Rushes—Net Yards .....	33-49	50-216
Passing Yards .....	258	108
Passes (Att-Comp-Int).....	38-19-3	26-10-1
Total Offense.....	307	324
Return Yards .....	11	43
Punts: No-Average.....	6-37.0	7-50.6
Fumbles: No-Lost.....	2-1	7-2
Penalties/Yards .....	3/31	9/92
Quarterback Sacks—Yards .....	2-13	6-54
Time of Possession .....	28:32	31:28
Drives/Average Field Position .....	15/C26	14/U34
Red Zone: Scores-Attempts (Points).....	1-3 (10)	4-5 (20)

**Attendance:** 45,823    **Time:** 3:15  
**Weather** (26°): snow flurries throughout, winds from the northwest at 2 mph

**INDIVIDUAL STATISTICS**

**Rushing—Colorado:** Lindsay 9-48, Awini 4-20, Carr 7-11, Powell 1-1, Apsay 6-0, Gehrke 5-minus 30, Team 1-minus 1. **Utah:** Williams 34-187, Wilson 13-32, Gonzalez 1-1, McClellon 1-minus 3, Team 1-minus 1.

**Passing—Colorado:** Apsay 18-8-2, 145, 1 td; Gehrke 20-11-1, 113, 1 td. **Utah:** Wilson 26-10-1, 108, 1 td.

**Receiving—Colorado:** Spruce 5-111, Lindsay 5-49, Irwin 3-43, Bobo 2-31, Carr 2-14, Keeney 1-6, Ross 1-4. **Utah:** Poole 4-23, Scott 3-31, Smith 2-26, Handley 1-28.

**Punting—Colorado:** Kinney 6-37.0 (47 long, 1 In20). **Utah:** Hackett 7-50.6 (59 long, 3 In20, 2 TB).

**Punt Returns—Colorado:** Spruce 1-minus 3. **Utah:** Hobbs 4-3. **Kickoff Returns—Colorado:** Lindsay 2-34, Hill 2-21. **Utah:** Butler-Byrd 2-44.

**Tackle Leaders—Colorado:** Olugbode 6,7—13; Gamboa 6,5—11; Bell 5,6—11; Carrell 7,3—10; McCartney 5,4—9; Awuzie 5,1—6; Gilbert 4,2—6; Solis 3,2—5; Kafovalu 3,1—4; Oliver 3,1—4; Thompson 2,2—4; Jackson 2,1—3; Watanabe 2,0—2. **Utah:** Paul 5,8—13; Fauonuku 5,2—7; Allen 3,3—6; Fanaika 3,3—6; Williams 3,3—6; Carter 3,2—5.

**Quarterback Sacks—Colorado:** Gilbert 1-9, Kafovalu 1-4. **Utah:** Fauonuku 4-31, Fitts 1½-17, Fanaika ½-6.

**Interceptions—Colorado:** Thompson 1-14. **Utah:** Butler-Byrd 1-29, Williams 1-8, Paul 1-3.

**Passes Broken Up—Colorado:** Awuzie 2, Crawley, Oliver, Olugbode. **Utah:** Fanaika, Fitts, Norris, Paul, Tu'ikolovatu, Williams.

**GAME NOTES**

CU now leads the series by a **31-28-3** count (**14-16-2** in Salt Lake City); Utah leads 4-1 since the two joined the Pac-12 in 2011; the five games have been decided by a total of 27 points (3, 7, 7, 4 & 6) ... CU wore silver helmets/white uniforms/white pants for the first time ever and wore 11 different uniform combinations in 2015 ... This was CU's first time with significant snowfall during the game since Nov. 11, 2000 (versus Iowa State in Boulder) ... The "Voice of the Buffs," **Larry Zimmer**, wrapped up his 42nd and final season calling CU games; it was his **486th** game (KOA surprised him pregame with special messages from 12 former players, including John Stearns, Mike Pritchard, Matt Russell and Chauncey Billups as well as three former head coaches (Bill McCartney, Rick Neuheisel and Gary Barnett) ... Utah at one point had converted 6-of-7 *second* downs into first downs, but finished the game 1-for-20 (including 0-11 in the second half) ... Utah's first down average (4.4) was skewed by the 64-yard run prior to halftime; otherwise the Utes averaged 2.6 yards per (including 3-of-10 for 13 yards passing). **TB Phillip Lindsay** finished the season with 1,042 rushing and 1,003 kickoff return yards for his career, going over the 1K mark for both during the game ... Apsay directed the offense for 32 plays (171 yards), Gehrke for 34 (107 yards) and Awini for five (29) ... **ILB Rick Gamboa** had 11 tackles to finish with 96 on the season, just the second freshman to lead the Buffs in single-season stops.

**IN COLORADO BUFFALO HISTORY: NOVEMBER 26**

Colorado is 8-7 all-time on **November 26**, within that mark a 7-4 record on the road. Some select games on this date: **1891**—Colorado travels south where it defeated the Colorado Springs Athletic Association team, 24 -4; after eight straight losses to open the history of the program, it's CU's first win. **1908**—A 15-0 win over Colorado Mines on Thanksgiving Day in Boulder is the first "W" of what would be 21 in a row for the school, to this day the longest winning streak in team history. **1914**—CU bests Denver, 6-0, in the first of what would be several games between the two rivals on Thanksgiving Day. **1915**—A 46-0 loss at Washington was significant for one reason—it was Colorado's first-ever game on the west coast. **1931**—In Colorado's first-ever game in the state of Arizona, CU easily defeats the University of Arizona, 27-7. **1960**—Air Force snapped a scoreless tie with a third quarter touchdown and then pulled away for a 16-6 win in Boulder. CU was scoreless until the final 1:37, when Chuck Weiss scored on a 1-yard dive; the Buffs missed the two-point try (the third year of the 2-point conversion in college). **1999**—Colorado rallied from 27-3 down in the fourth quarter to tie No. 3 Nebraska with 24 unanswered points; the Buffs actually missed a field goal at the final gun (barely, some seated in the end zone say it was in fact good) and the Huskers went on to escape with a 33-30 win in overtime. **2004**—Colorado needed to beat the Cornhuskers and then have Iowa State lose to Missouri the next day to win the Big 12 North Division title. CU took care of business, zooming out to a 17-0 lead en route to a 26-20 win (NU scored late to make the game closer than it appeared), while Mizzou won 17-14 in overtime in Ames. **QB Joel Klatt** completed 18-of-29 passes for 222 yards and a touchdown, while **TB Bobby Purify** rushed for 130 yards and a touchdown with **FB Lawrence Vickers** adding 71 as CU corralled the ball for 36:38. **PK Mason Crosby** hit four field goals and **P John Torp** placed three punts inside-the-20 to enable CU to win the special teams game. **2010**—CU and Nebraska met again, but this game in Lincoln would be the last for both as members of the Big 12 Conference; the Buffs were off to join the then-Pacific 10, the Huskers would head east to join the Big Ten. CU had dismissed head coach Dan Hawkins earlier in the month after a 3-6 start to the season, and linebackers coach Brian Cabral was named interim head coach; the Buffs won their next two games and needed this game to become bowl eligible, but the Huskers would pull away for a 45-17 victory, winning the Big 12 North Division on their way out the door.

**NOVEMBER 26 COLORADO MVP: QB Mike Moschetti, 1999.** Though Colorado lost, 33-30, to Nebraska in overtime, the Buffs rallied from 27-3 down with a 24-point fourth quarter behind Moschetti. He completed 21-of-41 passes for 317 yards and three touchdowns, the latter all in the fourth quarter when he was 13-of-18 for 188 yards.

**THIS WEEK'S HISTORICAL NOTE / 1971**

Forty-five years ago, the Buffaloes played arguably the school's toughest road schedule in its history. The non-conference games were a season-opener at No. 9 Louisiana State, and after the home opener the following week against Wyoming, a trip to Columbus to face No. 6 Ohio State was on the docket. Unranked to open the year (if you fast-forward, much like 2016), the Buffs won 31-21 at LSU to jump into No. 12 in the Associated Press poll. After a 56-13 drubbing of Wyoming and moving up two notches to No. 10, Colorado went to the "Horseshoe" and defeated the Buckeyes, 20-14. Three weeks into the year, CU was now the No. 6 team in the country. CU inched up to No. 5 after a 31-21 home win over Kansas State, and then won 24-14 at Iowa State over a tough Cyclone team that would finish 8-4, losing only to Nebraska, Oklahoma and the Buffs. The next week, CU fell 45-17 at No. 2 Oklahoma, spotting the Sooners a 24-0 halftime lead before cutting it to 31-17 after three quarters. The Buffs dropped to No. 11, but cracked the top 10 again with a 27-7 win over Missouri. Then a trip to Lincoln to face No. 1 Nebraska; it was a 14-7 game until the Huskers put 10 points on the board in the final 5:11 of the first half to open the game up en route to a 31-7 win. CU rolled its last three opponents to finish 9-2 on the regular season with a No. 7 ranking, and for a reward, drew No. 15 Houston for its bowl game – except it was the Astro-Bluebonnet Bowl, played in Houston, so it was virtually another road game. The Buffs would win, 29-17 and finished third in the country, behind Nebraska and Oklahoma. So to recount, the Buffs played the Nos. 1, 2, 6, 9 and 15 teams in the country and came out with a 3-2 record.

**AT THE HALF**

Colorado has outscored its opponent by 132 points in the first half (**243-111**); that works to an average of **12.0** per game. That's 11th in the nation, according to research by the Western Kentucky SID office. The leaders:

1. Michigan 20.4; 2. Washington 18.9; 3. Ohio State 16.0; 4. Clemson 15.7; 5. Boise State 15.3; 6. Western Kentucky 14.6; 7. Alabama 14.1; 8. San Diego State 14.0; 9. Louisville 13.6; 10. Western Michigan 12.9; **11. Colorado** and Louisiana Tech **12.0**; 13. Auburn 11.5.

**100/300**

The Buffaloes have historically done well when holding the opponent to under 100 yards rushing and under 300 yards total offense. Dating back to the start of the 1985 season, Colorado is **100-14-1** when the opponent fails to reach 100 yards on the ground, and **100-20-1** when the enemy is held under 300 yards overall. CU is **6-0** and **10-0** in each, respectively, in 46 games under Mike MacIntyre.

**RETURN YARDS HIGH**

Often lost in all the conversation about total offense and defense are return yards – CU had **175** against UCLA in its 20-10 win, and they played a huge role, accounting for one touchdown via punt return and setting up CU's lone offensive score via an interception return. It was the most return yards by the Buffs since Oct. 26, 2002, when they had **183** in a 37-13 win over Texas Tech (125 interception, 44 punt, 14 fumble). It was just the third time since that 2002 game that the Buffs recorded over 100 returns yards in a game and the first time against an FBS/Division I-A opponent; CU had 135 against Eastern Washington in 2008 and 125 against Central Arkansas in 2013.

**DID YOU KNOW ...** that CU was the only team that has held a second-half lead on one-time No. 3 Michigan this year until Iowa upset the then No. 2 Wolverines 14-13 on Nov. 12? Colorado went ahead of UM, 28-24, early in the third quarter after a Sefo Liufau 70-yard touchdown pass to Shay Fields. Liufau was injured on the next series and left the game with Michigan going on to win, 45-28. In the following week, Indiana also held third quarter leads of 7-3 and 7-6 before losing, 20-10.

**TURNOVER STREAK LONGEST IN THE NATION**

Colorado was one of only six schools in the nation to force at least one turnover in every game in 2015 (and the only Power 5 school to do so); Boise State, Northern Illinois, Marshall, Georgia State and Toledo joined the Buffaloes. CU forced 22 turnovers last year (14 interceptions, eight fumble recoveries); that was the most by the Buffaloes in a season since forcing 25 in 2009. Three schools on that list did not force an opponent miscue in the season opener, and CU had been tied with North Carolina who did not force one in week three and the list is now down to three. Prior to this run, in which CU has forced 44 turnovers that have led to 115 points (22 this year into 57), the Buffs had just 11 turnovers in their previous 12 games and turned those into just 20 points.

**Consecutive Games Forcing A Turnover Through Games Of November 19 (W-L record): Colorado 24 (13-11), Alabama 23 (23-0).**

*The national record is believed to be held by the Buffaloes, 55 games from Sept. 28, 1974 through Sept. 15, 1979; the NCAA lists the mark at 67 games, but that's been incorrect.*

**WITHERSPOON KEPT TURNOVER STREAK ALIVE IN A BIG WAY** It took 59 minutes and 12 seconds to get it, but Colorado was able to extend its streak of consecutive games forcing a turnover to 17 on Sept. 24 thanks to **Ahkello Witherspoon's** interception in the final minute at Oregon; he preserved the win in the process as the Ducks had just lined up for a first-and-goal at the CU 7. For Witherspoon, it was his first interception of the season and third of his career (he had two picks in 2015, one of those coming against Oregon as well).

**FIRST QUARTER SUCCESS**

The Buffaloes have generally been rolling out of the gate, leading after the first quarter in five games, tied in two others and trailing in three (at USC, at Stanford, versus Washington State—by a combined 17 points). CU is on a record pace for scoring in the opening stanza:

**Colorado: All-Time First Quarter Scoring**

Season	Games	1Q Points	Avg.	Season	Games	1Q Points	Avg.	Season	Games	1Q Points	Avg.	Season	Games	1Q Points	Avg.
1994	11	118	10.7	2001	13	107	8.2	2002	13	89	6.8	2015	13	73	5.6
1989	11	115	10.5	1988	11	92	8.4	2003	12	86	7.2	1999	11	72	6.5
<b>2016</b>	<b>11</b>	<b>113</b>	<b>10.3</b>	1958	10	89	8.9	2007	11	82	7.5	2000	11	72	6.5
1995	11	111	10.1	1992	11	88	8.0	2004	12	78	6.5	1990	12	72	6.0

**DRIVIN'**

Colorado has 47 touchdown drives this season, totaling 3,141 yards (average length of 66.8 yards, including penalty yardage), 36 which have consumed less than three minutes, and 19 of those under two minutes. CU has gained 3,039 yards of offense on 334 plays on those drives, or 9.4 yards per play. Colorado has started 46 drives either inside (30) or at its own 20 (16) this season ... but the Buffaloes haven't been overly daunted by the task at hand, scoring 13 times when starting with that poor field position (79 points overall, 10 TDs). The opponent? Just two TD's for 14 points in 40 such drives.

**OUT OF THE GATE(S)**

Colorado has been dominant in the opening drives of each half. In the first half, CU has outscored the opponent 49-0 with edges of 35-8 in first downs and 556-122 in yards, along with forcing the opponent into five three-and-outs; in the second half, the Buffs have outpointed the foe 31-7 on the first possession, and own advantages of 23-16 in first downs and 527-329 in yards. Combined, CU has scored on 12 of the 22 opening half drives, and the opponent just once (a second half TD by Michigan).

**GILLAM BACK INTO THE GROOVE**

Injuries have hampered the career of **ILB Addison Gillam** dating back to early in his sophomore season. As a freshman in 2013, he earned unanimous first-team Freshman All-American honors and was the first frosh to ever lead CU in tackles (he had 119) since they were first tracked in 1964. His sophomore season he recorded 79 tackles, but in 2015, his junior year was cut short due to a knee injury. Now as a redshirt junior in 2016, he has been slowly working his way back from the injury. His playing time has increased since the first third of the season (227 plays the last seven games after just 55 in the first four), with 41 tackles in those games after recording just 10 in the first four.

**OLIVER SNAPS 11-YEAR DROUGHT**

**CB Isaiah Oliver's** 68-yard punt return for a touchdown in the fourth quarter in CU's 20-10 win over UCLA was the first punt return for a TD by a Buffalo since **WR Stephone Robinson** brought one back 81 yards against Kansas in Boulder on Oct. 22, 2005. In the game, Oliver returned five punts for 124 yards and was the first Buff to have over 100 yards in punt returns in a game since **WR Josh Smith** (4-108) against Eastern Washington on Sept. 6, 2008; it was the most yards since **WR Roman Hollowell** had 148 on six returns against Fresno State on Aug. 26, 2001. Oliver's 148 yards is the fourth-highest registered in the FBS this season as well as the most by a Pac-12 player, and it earned him the conference's special teams player of the week honor. The 68-yard return tied for the 29th longest in school history. CU's punt returns for touchdowns over the last 20 years (yards listed first):

- |  |  |
|--|--|
| <b>82</b> Cedric Cormier vs. Colorado State in Denver, Sept. 5, 1998 (TD).           | <b>69</b> Roman Hollowell vs. Missouri in Boulder, Nov. 3, 2001 (TD).    |
| <b>68</b> Ben Kelly vs. Utah State in Boulder, Sept. 19, 1998 (TD).                  | <b>75</b> Jeremy Bloom vs. Colorado State in Denver, Aug. 31, 2002 (TD). |
| <b>76</b> Ben Kelly vs. Iowa State in Boulder, Nov. 14, 1998 (TD).                   | <b>80</b> Jeremy Bloom vs. Oklahoma at Houston, Dec. 7, 2002 (TD).       |
| <b>88</b> Ben Kelly vs. Boston College at Tucson (Insight Bowl), Dec. 31, 1999 (TD). | <b>81</b> Stephone Robinson vs. Kansas in Boulder, Oct. 22, 2005 (TD).   |
| <b>66</b> Roman Hollowell vs. Kansas at Lawrence, Oct. 21, 2000 (TD).                | <b>68</b> <b>Isaiah Oliver vs. UCLA in Boulder, Nov. 3, 2016 (TD).</b>   |
| <b>77</b> Roman Hollowell vs. Fresno State in Boulder, Aug. 26, 2001 (TD).           |  |

The Buffaloes are flirting with finishing in the top 25 in both total offense and defense, previously doing so six times: 1958 (25th offense/11th defense); 1961 (24/16), 1987 (24/24), 1989 (6/18), 1990 (14 and 25) and 1996 (15/23).

**TALK ABOUT ATTENTION**

At the UCLA game in Boulder on Nov. 3, there were 31 scouts in attendance from 20 NFL teams: Arizona, Baltimore, Buffalo, Carolina, Chicago, Cleveland, Dallas, Denver, Detroit, Indianapolis, Jacksonville, Kansas City, Miami, Minnesota, New Orleans, New York Giants, Philadelphia, Pittsburgh, Seattle and Tennessee.

**UNCOMMON**

One of the team themes is to be “uncommon.” CU has won five straight conference games within the same year for the first time since opening 7-0 in the first year of the Big 12 in 1996. In the 1961, 1989 and 1990 seasons, CU also finished 7-0 on its way to Big 8 titles those years.

**ROCKY MOUNTAIN HISTORIC**

For just the second time since the 1955 season, when Air Force began playing intercollegiate football, all five Division I teams along the Rocky Mountain **Front Range** had winning records after the first weekend in November: CU and Wyoming (7-2), Air Force and New Mexico (6-3) and Colorado State (5-4). The only other year among these 62 seasons? The record after games of Nov. 2, 1996: Wyoming (9-0), Colorado (7-1), Air Force (5-3), Colorado State (6-4) and New Mexico (5-4); that’s also the last year all finished with winning records (CU and WYO 10-2; CSU 7-5; AFA and UNM 6-5) and just one of two overall (the other season was 1958: AFA 9-0-2, WYO 8-3, UNM 7-3, CU and CSU 6-4).

**TOUCHDOWNS ON FIRST CAREER TOUCH**

There are two players on the current CU roster that scored a touchdown on their first career touch (both on offense). **Jay MacIntyre** did it a redshirt frosh against Nicholls State a year ago, and in week two against Idaho State, **Kabion Ento** became the 14th known player to do in CU history. Not including those players whose first career interception were returned for scores (see page 31), here’s a list of known players in CU history that scored a TD the first time they touched the football:

Player	Date	Opponent	Score	How	Player	Date	Opponent	Score	How
Lamar Meyer	Sept. 18, 1954	DRAKE	W 61-0	26 pass from Frank Bernardi	Craig Keenan	Sept. 25, 1982	WYOMING	L 10-24	1 yard run
Gerry Leahy	Sept. 25, 1954	COLORADO STATE	W 46-0	8 pass from Homer Scott	James Kidd	Sept. 11, 1993	BAYLOR	W 45-21	25 yard pass from Vance Joseph
Leon Mavity	Sept. 30, 1961	OKLAHOMA STATE	W 24-0	60 yard punt return	Jeremy Bloom	Aug. 31, 2002	Colorado State	L 14-19	75 yard punt return
Chuck Morris	Nov. 25, 1961	IOWA STATE	W 34-0	12 pass from Pat Young	DaVaughn Thornton	Nov. 6, 2010	at Kansas	L 45-52	12 yard pass from Cody Hawkins
Roger Wissmiller	Oct. 20, 1962	at Iowa State	L 19-57	2 pass from Frank Cesarek	Scott Fernandez	Nov. 10, 2012	at Arizona	L 31-56	71 yard pass from Connor Wood
Larry Ferguson	Sept. 15, 1973	at Louisiana State	L 6-17	37 yard run	<b>Jay MacIntyre</b>	<b>Sept. 26, 2015</b>	<b>NICHOLLS STATE</b>	<b>W 48-0</b>	<b>38 yard pass from Seto Liufau</b>
Mike Kerin	Sept. 27, 1975	WICHITA STATE	W 52-0	32 yard pass from Jeff Austin	<b>Kabion Ento</b>	<b>Sept. 10, 2016</b>	<b>IDAHO STATE</b>	<b>W 56-7</b>	<b>69 yard pass from Steven Montez</b>

**100 QUADFACTA**

Four different Buffaloes have 100-yard receiving games this year for only the second time in its history, and all are juniors: **Bryce Bobo, Shay Fields, Phillip Lindsay and Devin Ross**. In fact, CU had four straight games in mid-season with a 100-yard receiver. The only other year it happened was in 1984 when Loy Alexander, Ron Brown, Jon Embree and Ed Reinhardt all posted 100-yard receiving games. There have been five other seasons in program history where three different players had 100-yard games, the last of those being in 2015 with Fields, Ross and Nelson Spruce. A look at the '84 and '16 quadfectas:

**2016**

Player	Date	Opponent	No-Yards	Avg.	TD
Devin Ross	Sept. 24	at Oregon	7-153	21.9	1
Shay Fields	Oct. 1	OREGON STATE	7-169	24.1	3
Phillip Lindsay	Oct. 8	at Southern Cal	6-105	17.5	1
Bryce Bobo	Oct. 15	ARIZONA STATE	6-110	18.3	0
Shay Fields	Nov. 12	at Arizona	6-108	18.0	3
Devin Ross	Nov. 19	WASHINGTON STATE	8-121	15.1	0

**1984**

Player	Date	Opponent	No-Yards	Avg.	TD
Ed Reinhardt	Sept. 8	MICHIGAN STATE	10-142	14.2	2
Jon Embree	Sept. 8	MICHIGAN STATE	7-112	16.0	0
Jon Embree	Sept. 29	UCLA	8-145	18.1	1
Ron Brown	Oct. 13	IOWA STATE	5-158	31.6	2
Ron Brown	Oct. 27	at Oklahoma State	4-141	35.3	1
Jon Embree	Nov. 3	KANSAS	8-133	16.6	0
Loy Alexander	Nov. 3	KANSAS	7-118	16.9	1

**DID YOU KNOW** this about the Colorado Buffaloes receiving corps:

- ▶ That Washington State (5), **Colorado (4)**, Virginia (4), East Carolina (3), Fresno State (3), Houston (3), Indiana (3), Middle Tennessee (3) and Syracuse (3) are the only programs that have had four or more players record 40 or more receptions this year?
- ▶ The only Pac-12 players to both throw and catch TD passes in the same game over the last two years are Bobo and Stanford’s Kevin Hogan and Christian McCaffrey?

**O-LINE LEADS THE RUNNING GAME**

Through 11 games, CU’s tailbacks have combined for **316** attempts (199 by Phillip Lindsay, 83 by Kyle Evans, 15 by Beau Bisharat, 10 by Michael Adkins and 9 by Troy Lewis); they have gained **1,563** gross yards but have lost only **26** yards, thus have netted **1,537**. Of those 316 carries, the tailbacks have been stopped behind the line just 14 times (4.4 percent): Lindsay 9, Adkins 2, Evans 2, Bisharat 1. That is a credit to CU’s offensive line and its play in 2016.

**Note:** Lindsay entered the season with just the sixth fewest yards lost rushing (34) in the nation for returning players with at least 200 attempts.

**AHEAD IN A BIG WAY**

For the last 10 seasons, the opponent has almost always had a distinct advantage in TSL (time spent in the lead), but CU has reversed that and then some this season. Through 10 games, the Buffs have led for **420** minutes and **58** seconds, or **64** percent of the time; opponents for just 20 percent and the score tied the other 16 percent. CU already led for more minutes this season than it had in all 11 previous years after just eight games (and when it held the edge over an entire season just twice: 2005 and 2010). A closer look:

Season	Colorado	Tied	Opponent	Season	Colorado	Tied	Opponent	Season	Colorado	Tied	Opponent
2005	320:31	101:55	297:34	2009	110:29	165:18	444:13	2013	197:17	108:56	413:47
2006	269:22	123:11	327:27	2010	312:45	113:54	293:21	2014	261:22	83:52	374:46
2007	280:56	130:11	308:53	2011	191:12	78:44	510:04	2015	192:47	158:14	428:59
2008	191:24	119:07	409:29	2012	77:38	112:18	530:04	<b>2016</b>	<b>420:58</b>	<b>106:54</b>	<b>132:08</b>

**FINALLY AN EXPERIENCED UNIT**

The returning players on the '16 CU roster played in **1,072** games in their combined careers heading into the season—the most since the 2005 team (1,080); they also started **412** games, the most-ever in school history, besting the 333 by the '79 team (the 2015 Buffs were next with 327, followed by 326 in '01). Sixty-one players on the roster had appeared in at least one game (24 in 20 or more), with nine making at least 20 starts and 17 making 10. And for the first time in recent memory, almost half of the CU roster are upperclassmen: there are 116 players on the overall roster, 56 of which are juniors (33) and seniors (23); and of those 116, there are 109 that coach Mike MacIntyre and his staff have brought in (four recruiting classes, transfers and walk-ons).

**A FIRST WE ARE SURE OF ... BY JULMISSE**

**CB Anthony Julmisse** became the first Buffalo since CB Greg Henderson's junior season in 2013 to record a take-away in each of the first two games of the year. Julmisse, a true freshman from Plantation, Fla., (pronounced joel-meese) recovered a fumble in the opener against CSU and then had his first career interception last week against Idaho State. Henderson's open to the 2013 season was quite impressive, as he returned a fumble 53 yards for a touchdown in the opener against Colorado State and came back the next week with a 46-yard fumble recovery for a touchdown in a win over Central Arkansas. Henderson would then go on to have a pick in the third game of the 2013 season against Oregon State and two more interceptions in week four against Oregon. That was a total of five takeaways that Henderson was responsible for in the first four weeks of the 2013 season.

**HEY, I'M BACK HERE TOO**

When it comes to the Buff secondary, **CB Chidobe Awuzie** gets the lion's share of attention. But right next to him is a force in his own right, **SS Tedric Thompson**. He has five interceptions this year and 11 for his career (several of which have been of the acrobatic variety), and is now the 13th Buffalo to record 10 or more interceptions in a career. He's the first to do so since **CB Terrence Wheatley**, who had 14 interceptions in his career (2003-07).

**200 CLUB:** Thompson became the 71st player to record 200 tackles in a CU career; he now has **239** (44th all-time) and became the fourth current Buff to have 200-plus, as he joined Kenneth Olugbode (280, 19th) Awuzie (260, 26th) and Addison Gillam (255, 32nd).

**2016 GAME RECOGNITIONS**

Here is the list of those players who carried Colorado's symbolic artifacts when they took the field prior to each game; the sledgehammer is awarded for the toughest legal hit in the previous game (or in camp):

Opponent	Toolbox	Sledgehammer	Colorado Flag	United States Flag
Colorado State	OLB Derek McCartney	ILB Ryan Severson	OLB Terran Hasselbach	TB Kyle Evans
Idaho State	TE Chris Hill	DT Jordan Carrell	TE Brian Boatman	DE Aaron Howard
Michigan	DB Lucas Cooper	ILB Drew Lewis	OG Tim Lynott, Jr.	OG Gerrad Kough
Oregon	OL Sully Wiefels	CB Chidobe Awuzie	FS Ryan Moeller	OL Josh Kaiser
Oregon State	DT Jase Franke	ILB Rick Gamboa	OG Shane Callahan	WR Shay Fields, Jr.
Southern California	OG Shane Callahan	OLB N.J. Faló	DE Aaron Howard	WR Bryce Bobo
Arizona State	OT Sam Kronshage	SS Tedric Thompson	DL Frank Umu	DL Leo Jackson III
Stanford	TE Dylan Keeney	ILB Addison Gillam	WR Jay MacIntyre	CB Chidobe Awuzie
UCLA	OG Shane Callahan	TE Sean Irwin	OT Dillon Middlemiss	DT Jordan Carrell
Arizona	CB Andrew Bergner	TE Sean Irwin	WR Jaleel Awini	TE Dylan Keeney
Washington State	OL Sully Wiefels	WR Johnny Huntley	DE Timothy Coleman	DT Leo Jackson III

**INSIDE-THE-20**

(FACT: CU invented charting the red zone in 1981; as in the NFL, the 20 is not in the red zone in its stats)

The Buffs are having one of their best seasons both offensively and defensively in Scoring Percentage Inside-the-20. Under Mike MacIntyre, Colorado is **149-of-181** in the "Red Zone" (82.3 percent, 103 touchdowns), and in 2013-14, had the best two-year scoring percentage since 1994-95 (86.7, 91-of-105, 73 TDs). The Buffs struggled a bit in 2015, going 38-of-53, but have been solid for the most part in **2016**, going **45-of-51** (88.2; 34 TDs, 11 FGs), including 8-of-8 versus Colorado State, 5-of-5 at Oregon and versus Washington State and 4-of-4 at Arizona. Defensively, CU is posting its best defensive RZ numbers since 1991 and are looking to be under 75 percent for just the second time since 2005 (73.1, 30-of-41 in 2009).

Here's a look at CU's best Red Zone performances in its history on both offense and defense:

**OFFENSE (minimum 30 penetrations of the 20)**

Season	Scores	(TD, FG)	Pct.
1985	29-of-32	(22, 7)	90.6
1994	48-of-53	(40, 8)	90.6
1997	35-of-39	(25,10)	89.7
2014	40-of-45	(29,11)	88.9
<b>2016</b>	<b>45-of-51</b>	<b>(34,11)</b>	<b>88.2</b>
1988	37-of-42	(30, 7)	88.1
1989	50-of-57	(42, 8)	87.7
1969	29-of-34	(22, 7)	85.3
2003	32-of-38	(28, 4)	84.2
1993	40-of-48	(28,12)	83.3
1995	43-of-52	(33,10)	82.7

**DEFENSE (minimum 30 penetrations of the 20)**

Season	Scores	(TD, FG)	Pct.
1991	18-of-32	(13, 5)	56.3
1985	21-of-34	(15, 6)	61.8
1977	20-of-32	(16, 4)	62.5
1971	24-of-38	(21, 3)	63.2
1969	23-of-35	(17, 6)	65.7
1978	23-of-35	(18, 5)	65.7
1959	20-of-30	(19, 1)	66.7
1968	28-of-42	(23, 5)	66.7
1988	21-of-31	(12, 9)	67.7
1970	25-of-36	(17, 8)	69.4
<b>2016</b>	<b>21-of-30</b>	<b>(17, 4)</b>	<b>70.0</b>

**YOUNG GUNS NO MORE**

It has been well-documented that this is Colorado's most experienced team in quite some time ... through seven games, the Buffs have yet to start a true freshman. The last time the Buffs did not start at least one true frosh was in 2001, and since freshmen became eligible to play again in 1972, there have been just nine seasons where no true rookie made a start (1972, 1974, 1978, 1981, 1985, 1989, 1990, 1993 and 2001). CU averaged 7.8 wins those years, winning three league titles, one national championship and went to six bowl games.

► The number of *true freshman* starts has dwindled since a high of 57 in 2012 ... they started 29 games in Mac's first year (2013), then 17, 6 and now zero.



**HISTORIC OFFENSE?**

Colorado owns the nation's No. 26 ranked offense, averaging 478.3 yards per game, having gained over 500 yards in five of 11 games this season. The most times CU has gained 500 yards in a game in a single season is six, set in 1994 when the Buffaloes set the school mark for the most total offense with 495.3; this year marks just the third time with five. Here is a look at CU's best seasons on offense and where those stood up through 10 games as compared to the 2016 Buffaloes:

**CU Total Offense (Best Years)**

Year	G	Yards	Avg/G	500+	Through 11 Games-----			Game 12	Year	G	Yards	Avg/G	500+	Through 10 Games-----			Game 12
					Yards	Avg/G	500+							Yards	Avg/G	500+	
2016	11	.....	.....	...	5,261	478.3	6	?	2014	12	5,270	439.2	3	4,837	439.7	3	433
1994	11	5,448	495.3	6	5,448	495.3	6	....	2001	12	5,213	434.4	4	4,879	443.5	4	334
1995	11	5,353	486.6	5	5,353	486.6	5	....	1990	12	5,177	431.4	1	4,543	413.0	0	634
1989	11	5,201	472.8	4	5,201	472.8	4	....	1999	11	4,674	424.9	4	4,674	424.9	4	....
1993	11	5,175	470.5	5	5,175	470.5	5	....	1970	10	4,229	422.9	1	4,229	422.9	1	....
1996	11	4,973	452.1	4	4,973	452.1	4	....									

**CHASING 1994**

With Colorado gaining over 500 yards in six games and averaging 478.3 yards per game to date, the Buffs are challenging the school's previous best of 495.3 yards of total offense for a single season. That '94 offense featured the likes of **TB Rashaan Salaam**, **QB Kordell Stewart** and **WR Michael Westbrook**, among others, as all 11 starters from that team eventually went on to play in the National Football League.

**PASSING AVERAGE ON THE RISE**

CU's 8.17 yards per passing attempt is 24th best in the nation (second in the Pac-12); the Buffs haven't averaged over eight yards per attempt for 20 years (8.56 in 1996 when the quarterback was Koy Detmer), and have averaged over seven per throw just once since 2003 (7.27 in 2013). The Buffs are averaging 12.5 yards per completion this season, also way up from previous years: Colorado's high in recent times came in 2002 – averaging 12.4 yards per completion (the school record is 23.8 set in 1988, but the Buffs were transitioning from the wishbone to the I-Bone then and threw 125 passes all year, completing 54).

► Only 26 schools have thrown fewer interceptions than CU's seven: that only dropped as UCLA picked off three against the Buffs (one on a tipped pass).

**HARASSING THE QUARTERBACK**

Colorado had season-highs of five quarterback sacks and nine hurries in the 40-16 win over Arizona State, and on the season, have 31 and 68, respectively. CU's sack attack has been led by **OLB Jimmie Gilbert** (9½), **DE Jordan Carrell** (4½), **CB Chidobe Awuzie** and **ILB Addison Gillam** (each with 3), **DE Samson Kafovalu** (2½) and four others with two (Gilbert has the most sacks by a CU player since Abraham Wright had 11½ in 2006). The Buffaloes have set a single-season best in the MacIntyre Era with the 31 sacks, as his first team had 18 in 2013, 22 in 2014 and 28 last year.

► Thus, the opponent has called 406 pass plays, and has been sacked or hurried on 99 of those, or 24.4 percent of the time (with 13 interceptions as well).

**30 FOR 30**

Colorado is 14-6 under head coach Mike MacIntyre in games where it scores 30 or more points, including 7-0 this season (5-23 and 2-2, respectively when held to under 30). The Buffs have scored 390 points through 11 games and its 35.2 scoring average ranks fifth in the Pac-12 but 32nd nationally. The last season in which the Buffs averaged over 30 points per game was in 2001 when CU put up 396 total points, or 33.0 per game. The school record for points in a season is the 452 scored by the 1989 Buffalo team that had an undefeated regular season before losing to Notre Dame in the Orange Bowl. CU's all-time top scoring teams since World War II (minimum 30.0 per game; includes bowls):

Year	Points	Avg/G	W-L	Year	Points	Avg/G	W-L	Year	Points	Avg/G	W-L
1989	458	38.2	11-1	2016	390	35.5	9-2	1990	399	30.7	11-1-1
1995	444	37.0	10-2	1999	405	33.8	7-5	2001	412	31.7	10-3
1994	439	36.6	11-1	1971	370	30.8	10-2				

**TYING A STRANGE LOW**

**OLB Jimmie Gilbert** led the Buffs with five tackles (three solo) in the 56-7 win over Idaho State ... that matched the lowest number of tackles that has ever led the Buffaloes in a game (**CB Lorenzo Sims** had five, all solo, in a 44-10 win at Iowa State on Nov. 15, 2003). Thirty different players played anywhere from six to 30 snaps on defense in the game, easily the most in recent history.

**HOPE THIS ISN'T A JINX ... OOPS**

Colorado placekickers made 156 straight extra-point kicks dating back to late in the 2011 season... until Oregon blocked CU's second try in the Buffs' 41-38 win on Sept. 24. **Will Oliver** made the last 102 of his career (2011-14); **Diego Gonzalez** made all 51 of his career PAT boots until being lost for the season with a torn Achilles) and **Chris Graham** made good on his first three tries before suffering the block.

**KELLEY MAKES HISTORY**

When **C Alex Kelley** recovered a fumble that opened the scoring in CU's season opening 44-7 win over Colorado State on Sept. 2, he became the first offensive lineman in school history to score Colorado's first points of any season – 127 of them. In the process, he also became the first O-lineman to score a touchdown since **OG Heath Irwin** recovered a fumble in a 44-21 loss to Nebraska in Boulder on Oct. 28, 2005.

**GILBERT ON A ROLL**

Senior **OLB Jimmie Gilbert** has had at least a half-sack in eight of 11 games this season, with his 9½ on the year leading the team, ranking second in the Pac-12 and 11th in the NCAA (both have him for 10, but the CU coaches split one of those sacks). Now with 19 career sacks, he is ninth all-time at Colorado, with his 147 yards in losses being the eighth-most. He also is second in the nation in forced fumbles with a total of six, and one point forced one in three straight games; he is one of only five Buffs in school history to force five or more fumbles in a season (and one of just three to cause six).

- ▶ **MOST FORCED FUMBLES/SEASON (CU):** Jashon Sykes 7 (1999), Barry Remington 6 (1985), **Jimmie Gilbert 6 (2016)**, Mickey Pruitt 5 (1986), Chidera Uzo-Diribe 5 (2013).
- ▶ **FBS FORCED FUMBLE LEADERS:** Harold Landry, Boston College 7; Jimmie Gilbert, CU 6; Devin Chappell, Oregon State 6; Troy Hawthorne, UNLV 5; James Hearn, Louisville 5.

Gilbert is tied with Utah's Hunter Dimick for the most games this season recording a sack (8) and also tied for the Pac-12 lead in with Dimick and ASU's Koron Crump for most games this year recording two or more sacks (3):

<b>Jimmie Gilbert, Colorado</b>		<b>Hunter Dimick, Utah</b>		<b>Takkarist McKinley, UCLA</b>		<b>Koron Crump, Arizona St.</b>		<b>Harrison Phillips, Stanford</b>	
Opponent	Sacks	Opponent	Sacks	Opponent	Sacks	Opponent	Sacks	Opponent	Sacks
Colorado State	1.0	Southern Utah	1.0	Texas A&M	0	Northern Arizona	0	Kansas State	1.0
Idaho State	0	BYU	1.0	UNLV	0	Texas Tech	1.0	USC	0
Michigan	½	SJSU	2.0	BYU	1.0	UTSA	0	UCLA	1
Oregon	½	USC	1.0	Stanford	1.0	Cal	2.0	Washington	0
Oregon State	2.0	Cal	0	Arizona	1.0	USC	0	Washington State	1
USC	0	Arizona	0	Arizona State	0	UCLA	2.0	Notre Dame	1
Arizona State	2.0	Oregon State	0	Washington State	1.0	Colorado	0	Colorado	½
Stanford	½	UCLA	1.0	Utah	3.0	Washington State	3.0	Arizona	½
UCLA	0	Washington	1.0	Colorado	2.0	Oregon	1.0	Oregon State	0
Arizona	2.0	Arizona State	5.0	Oregon	1.0	Utah	0	Oregon	2.0
Washington State	1.0	Oregon	2.0	USC	0	Washington	0	Cal	0
<b>Games w/ Sack</b>	<b>8-of-11</b>	<b>Games w/ Sack</b>	<b>8-of-11</b>	<b>Games w/ Sack</b>	<b>7-of-11</b>	<b>Games w/ Sack</b>	<b>5-of-11</b>	<b>Games w/ Sack</b>	<b>7-of-11</b>

**RECORDS WATCH**

The annual listing of those records that have been broken or tied over the course of the 2016 season and those within reach (not include Sefo Liufau's, which are listed separate on the following page; a reminder, CU's does NOT include bowl games in its records):

**INDIVIDUAL RECORDS (14)**

- Most Games Played By A Defensive Player, Career**—47, Jimmie Gilbert, DE/OLB, 2013-16 **NEEDS 3**  
*Record: 49, by Will Pericak, DT/DE, 2009-12; by Chidera Uzo-Diribe, DE, 2010-13; by Derrick Webb, ILB, 2010-13.*
- Highest Efficiency Rating By Class/Season (min. 150 attempts)**—148.0, Steven Montez, 2016 (*needs 31 more attempts*) .....
- Record: 128.3, Sefo Liufau, 2013 (149-of-251, 1,779 yards, 12 td)*
- Highest Efficiency Rating, Season (min. 100 attempts)**—148.0, Steven Montez, 2016 .....
- Record: 149.0, Bobby Pesavento, 2001 (85-of-139, 1,234 yards, 8 td)*
- Most Rushing Yards By A Quarterback, First Career Start**—135, Steven Montez vs. Oregon at Eugene, Sept. 24, 2016 **RECORD**  
*Record: 14, Koy Detmer vs. Colorado State at Fort Collins, Sept. 7, 1996.*
- Most Consecutive Completions, Game**—14, Steven Montez vs. Oregon at Eugene, Sept. 24, 2016 **TIED RECORD**  
*Record: 14, Koy Detmer vs. Colorado State at Fort Collins, Sept. 7, 1996.*
- Most Passing Yards Gained By Class/Game, Freshman Redshirt**—333, Steven Montez vs. Oregon at Eugene, Sept. 24, 2016 **RECORD**  
*Record: 306, Cody Hawkins vs. Florida State in Boulder, Sept. 15, 2007.*
- Most Players With 1,000-Yards Passing, Season**—Sefo Liufau (1,535) and Steven Montez (957) **MONTEZ NEEDS 43**  
*Record: 2, on six occasions: Last: Sefo Liufau (1,779) and Connor Wood (1,103), 2013.*
- Most 300-Yard Passing/100-Yard Rushing Games, Season**—1, Steven Montez vs. Oregon at Eugene, Sept. 24, 2016; Sefo Liufau vs. Washington State in Boulder, Nov. 19, 2016 **RECORD**
- Most 300-Yard Passing/100-Yard Rushing Games, Career**—1, Steven Montez vs. Oregon at Eugene, Sept. 24, 2016; Sefo Liufau vs. Washington State in Boulder, Nov. 19, 2016 **RECORD**
- Most Touchdown Passes By Class/Game, Freshman (Redshirt)**—3, Steven Montez vs. Oregon at Eugene, Sept. 24, 2016 and Steven Montez vs. Oregon State in Boulder, Oct. 1, 2016. *Old Record: 2, on several occasions.* **RECORD**
- Most Receptions By A Running Back, Game**—11, Phillip Lindsay vs. UCLA in Boulder, Nov. 3, 2016 (*for 76 yards*) **RECORD**  
*Old Record: 9, Lawrence Vickers vs. Oklahoma State in Boulder, Oct. 9, 2004 (for 96 yards).*
- Most Touchdowns Receiving, Quarter**—2, Shay Fields vs. Oregon State in Boulder, Oct. 1, 2016 **TIED RECORD**  
*Record: 2, on several occasions. Last: Bryce Bobo vs. UCLA, Oct. 25, 2014 (fourth).*
- Most Touchdowns Receiving, Half**—3, Shay Fields vs. Oregon State in Boulder, Oct. 1, 2016 **RECORD**  
*Record: 2, on several occasions. Last: Bryce Bobo vs. UCLA, Oct. 25, 2014 (second).*
- Most Touchdowns Receiving, Game**—3, Shay Fields vs. Oregon State in Boulder, Oct. 1, 2016 **TIED RECORD**  
*Record: 3, Richard Johnson vs. Kansas in Boulder, Nov. 13, 1982; Rae Carruth vs. Iowa State in Boulder, Nov. 3, 1996; Nelson Spruce vs. California at Berkeley, Sept. 27, 2014.*

**TEAM RECORDS (2)**

- Most Passes Thrown Before First Opponent Interception/Season**—119, in 2016 **RECORD**  
*Old Record: 105, in 2000.*
- Most Consecutive PAT Kicks Made**—152, Nov. 25, 2011-Sept. 24, 2016 **RECORD**  
*Old Record: 111, Nov. 5, 1988-Sept. 7, 1991.*

## LIUFAU'S RECORDS ASSAULT

(\*—tied record; #—among others depending on attempts)

Entering his senior year, **QB Sefo Liufau** has already set or tied **85** school records, with at least another seven yet on the horizon in 2016. The list:

## PASSING (56)

**Highest Pass Efficiency Rating, Game** (*min. 50 attempts*)—157.2, Sefo Liufau vs. California at Berkeley, Sept. 27, 2014 (46-of-67, 455 yards, 7 td, 1 int)  
**Highest Pass Efficiency Rating by Class/Season, Freshman** (*min. 150 attempts*)—128.3, Sefo Liufau, 2013 (149-of-251, 1779 yards, 12 td)  
**Most Passing Attempts, Game**—67, Sefo Liufau vs. California at Berkeley, Sept. 27, 2014 (46 completions).  
**Most Passing Attempts, Season**—498, Sefo Liufau, 2014 (325 completions).  
**Most Passing Attempts, Career**—1,228, Sefo Liufau, 2013-16 (779 completions).  
**Most Attempts Without An Interception At Start of Season**—139, Sefo Liufau, 2016  
**Most Consecutive Attempts Without An Interception**—152, Sefo Liufau (nine games, Nov. 13, 2015 to Nov. 3, 2016).  
**Most Attempts Without A Touchdown Pass, Game**—57, Sefo Liufau, vs. UCLA at Pasadena, Oct. 31, 2015.  
**Most Passing Attempts by Class/Season, True Freshman**—251, Sefo Liufau, 2013 (149 completions).  
**Most Passing Attempts by Class/Season, Sophomore**—498, Sefo Liufau, 2014 (325 completions).  
**Most Passing Attempts by Class/Season, Junior**—344, Sefo Liufau, 2015 (214 completions).  
**Most Passing Attempts by Class/Game, Sophomore**—67, Sefo Liufau vs. California at Berkeley, Sept. 27, 2014 (46 completions).  
**Most Pass Completions, Game**—46, Sefo Liufau vs. California at Berkeley, Sept. 27, 2014 (67 attempts).  
**Most Pass Completions, Season**—325, Sefo Liufau, 2014 (498 attempts).  
**Most Pass Completions, Career**—844, Sefo Liufau, 2013-16 (1,258 attempts).  
**Most Pass Completions/Duo, Game**—19, Sefo Liufau to Nelson Spruce vs. California at Berkeley, Sept. 27, 2014.  
**Most Pass Completions/Duo, Season**—107, Sefo Liufau & Nelson Spruce, 2014 (*Liufau-to-Spruce 105; Spruce-to-Liufau 2*).  
**Most Pass Completions/Duo, Career**—217, Sefo Liufau & Nelson Spruce, 2013-15 (*Liufau-to-Spruce 213; Spruce-to-Liufau 4*).  
**Most Pass Completions by Class/Season, True Freshman**—149, Sefo Liufau, 2013 (251 attempts).  
**Most Pass Completions by Class/Season, Sophomore**—325, Sefo Liufau, 2014 (498 attempts).  
**Most Pass Completions by Class/Season, Junior**—214, Sefo Liufau, 2015 (344 attempts).  
**Most Pass Completions by Class/Game, Sophomore**—46, Sefo Liufau vs. California at Berkeley, Sept. 27, 2014 (67 attempts).  
**Most Pass Completions by Class/Game, Junior**—37, Sefo Liufau, vs. UCLA at Pasadena, Oct. 31, 2015 (57 attempts).  
**Average Pass Completions Per Game, Season**—27.1 (325 in 12 games), Sefo Liufau, 2014.  
**Highest Pass Completion Percentage, Season** (*minimum 250 att.*)—65.3 (325 of 498), Sefo Liufau, 2014.  
**Most Passing Yards Gained, Season**—3,200, Sefo Liufau, 2014.  
**Most Passing Yards Gained, Career**—9,277, Sefo Liufau, 2013-16.  
**Most Passing Yards Gained by Class/Season, True Freshman**—1,779, Sefo Liufau, 2013.  
**Most Passing Yards Gained by Class/Season, Sophomore**—3,200, Sefo Liufau, 2014.  
**Most Passing Yards Gained by Class/Season, Junior**—2,418, Sefo Liufau, 2015.  
**Most Passing Yards Gained by Class/Game, Sophomore**—455, Sefo Liufau vs. California at Berkeley, Sept. 27, 2014.  
**Most 200-Yard Passing Games, Career**—26, Sefo Liufau, 2013-16.  
**Most 200-Yard Passing Games, Consecutive**—7, Sefo Liufau, Nov. 30, 2013-Oct. 4, 2014.  
**Most 200-Yard Passing Games, Season**—10, Sefo Liufau, 2014.  
**Most 300-Yard Passing Games, Season**—5, Sefo Liufau, 2014.  
**Most 300-Yard Passing Games, Career**—11, Sefo Liufau, 2013-16.  
**\*Most Players With 1,000-Yards Passing, Season**—2, Sefo Liufau (1,779) and Connor Wood (1,103), 2013.  
**\*Most 3,000-Yard Passing Seasons, Career**—1, Sefo Liufau, 2014.  
**Most Yards Gained Against One Opponent**—1,101, Sefo Liufau vs. Arizona State (169 in 2013, 278 in 2014, 389 in 2015; 265 in 2016)  
**\*Most Touchdown Passes, Quarter**—3, Sefo Liufau vs. California at Berkeley, Sept. 27, 2014 (first).  
**Most Touchdown Passes, Game**—7, Sefo Liufau vs. California at Berkeley, Sept. 27, 2014.  
**Most Touchdown Passes, Season**—28, Sefo Liufau, 2014.  
**Touchdown Passes by Class/Season, True Freshman**—12, Sefo Liufau, 2013.  
**Touchdown Passes by Class/Season, Sophomore**—28, Sefo Liufau, 2014.  
**\*Touchdown Passes by Class/Game, True Freshman**—3, Sefo Liufau vs. California in Boulder, Nov. 16, 2013.  
**Touchdown Passes by Class/Game, Sophomore**—7, Sefo Liufau vs. California at

Berkeley, Sept. 27, 2014.  
**Most Consecutive Games Throwing A Touchdown Pass, Overall**—20, Sefo Liufau, Oct. 12, 2013 to Nov. 29, 2014.  
**Most Consecutive Games Throwing A Touchdown Pass, Season**—12, Sefo Liufau, Aug. 29, 2014 to Nov. 29, 2014.  
**Most Consecutive Games Throwing A Touchdown Pass, At Start of Career**—20, Sefo Liufau, Oct. 12, 2013 to Nov. 29, 2014.  
**Most Consecutive Games Throwing Multiple Touchdown Passes**—12, Sefo Liufau, Nov. 16, 2013 to Nov. 1, 2014  
**Most Touchdown Passes/Duo, Season**—13, Sefo Liufau to Nelson Spruce, 2014 (includes one from Spruce to Liufau).  
**Most Touchdown Passes/Duo, Career**—18, Sefo Liufau-to-Nelson Spruce, 2013-15 (includes one from Spruce to Liufau).  
**Lowest Interception Percentage, Season** (*minimum 250 att.*)—0.17 (6 of 344), Sefo Liufau, 2015.  
**Lowest Interception Percentage, Season** (*minimum 300 att.*)—0.17 (6 of 344), Sefo Liufau, 2015.  
**#Lowest Interception Percentage, Career** (*minimum 200 att. per season*)—0.25 (33 of 1,326), Sefo Liufau, 2013-16.  
**Most Consecutive Games Throwing An Interception**—9, Sefo Liufau, Sept. 6, 2013 to Nov. 8, 2014.

## TOTAL OFFENSE (20)

**\*Most Snaps From Scrimmage, Game**—114, Sefo Liufau vs. UCLA at Pasadena, Oct. 31, 2015  
**Most Plays, Game**—77, Sefo Liufau vs. California at Berkeley, Sept. 27, 2014 (*67 pass, 10 rush*).  
**Most Plays, Season**—567, Sefo Liufau, 2014 (*498 pass, 69 rush*).  
**Most Plays, Career**—1,667, Sefo Liufau, 2013-16 (*1,326 pass, 341 rush*).  
**Most Yards Gained, Game**—527, Sefo Liufau vs. California at Berkeley, Sept. 27, 2014 (455 pass, 72 rush).  
**Most Yards Gained, Season**—3,336, Sefo Liufau, 2014 (3,200 pass, 136 rush).  
**Most Yards Gained, Career**—10,146, Sefo Liufau, 2013-16 (8,932 pass, 761 rush).  
**Most Yards Gained Against One Opponent**—1,113, Sefo Liufau vs. Arizona State (179 in 2013, 276 in 2014, 355 in 2015, 303 in 2016)  
**Most Yards Gained By Class/Game, Sophomore**—527, Sefo Liufau vs. Cal at Berkeley, Sept. 27, 2014 (455 pass, 72 rush).  
**Most Yards Gained By Class/Season, Sophomore**—3,336, Sefo Liufau, 2014 (3,200 pass, 136 rush).  
**Yards Gained, Two Seasons**—6,020, Sefo Liufau (3,336 in 2014, 2,684 in 2015).  
**\*Most 300-Yard Games, Consecutive**—2, Sefo Liufau, Oct. 10-17, 2015.  
**Most 300-Yard Games, Season**—5, Sefo Liufau, 2014.  
**Most 300-Yard Games, Career**—10, Sefo Liufau, 2013-15 (1 in 2013, 5 in 2014, 1 in 2015, 3 in 2016).  
**Touchdowns Responsible For, Game**—7, Sefo Liufau vs. California at Berkeley, Sept. 27, 2014 (7 pass).  
**Touchdowns Responsible For, Season**—28, Sefo Liufau, 2014 (28 pass, 0 rush).  
**Touchdowns Responsible For, Career** (**70; 59 pass, 11 rush**); Record: 67, Cody Hawkins, 2007-10 (60 pass, 7 rush).  
**Points Responsible For, Game**—42, Sefo Liufau vs. California at Berkeley, Sept. 27, 2014 (7 TD).  
**Points Responsible For, Season**—168, Sefo Liufau, 2014.  
**Points Responsible For, Career**—424, Sefo Liufau, 2013-16 (70 TD, 2 Pt-PAT).

## OTHER (9)

**Most Career Starts At Quarterback**—37, Sefo Liufau, 2013-16.  
**\*Two-Point Conversions Made, Game**—1, Sefo Liufau (on two occasions).  
**Most First Downs Earned, Game**—28, Sefo Liufau vs. California at Berkeley, Sept. 27, 2014 (26 passing, 2 rushing).  
**Most First Downs Earned, Season**—162, Sefo Liufau, 2014 (150 passing, 12 rushing).  
**Most First Downs Earned, Career**—500, Sefo Liufau, 2013-16 (420 passing, 77 rushing, 3 receiving).  
**Most First Downs Earned/Passing, Season**—150, Sefo Liufau, 2014.  
**Most First Downs Earned/Passing, Career**—420, Sefo Liufau, 2013-16.  
**Quickest Score At Start of Game**—0:11 into game: vs. Arizona at Tucson, Nov. 8, 2014 (Shay Fields 75 pass from Sefo Liufau: 1 play, 75 yards, 0:11).  
**Quickest Score From Scrimmage**—0:11 into game, vs. Arizona at Tucson, Nov. 8, 2014 (Shay Fields 75 pass from Sefo Liufau: 1 play, 75 yards).

## CAREER RECORDS WITHIN REACH (4)

**Highest Completion Percentage, Career** (**63.7**); Record: 60.8, Joel Klatt, 2002-05.  
**Most 2,000-Yard Passing Seasons, Career** (**2**); Record: 3, Kordell Stewart (1992-94) and Joel Klatt (2003-05).  
**Most Touchdown Passes, Career** (**59**); Record: 60, Cody Hawkins, 2007-10.  
**#Highest Efficiency Rating, Season** (**146.3**); Record: 143.7, Koy Detmer, 1996.

**ASSAULT ON LIUFAU**

Senior QB Sefo Liufau has been criticized by some because he has a 15-22 record as a starter and like most quarterbacks, has had a few untimely interceptions. The now fourth-year starter (37 starts, a school record) has had to endure a lot of hits and pressure while never having the luxury until this year of playing behind an experienced offensive line (or one that has been healthy for most of a season). In his career, he has dropped back to pass 1,394 times; he has been sacked 68 times (*the second-most in school history, see below*); otherwise he is 844-of-1,326 for 9,277 yards with 59 touchdowns and 33 interceptions. His 63.7 completion percentage stands to be the best in school history (Joel Klatt has the record of 60.8). But that doesn't tell the whole story: Liufau has had 181 of his throws hurried, which is tallied when the quarterback is rushed and throws an incompleion or interception. Thus a whopping 38 percent of his non-compleions have been when he is on the run (181 of 482); to put that in perspective, it's the second most throws by a Colorado QB that have been hurried—Cody Hawkins had 207 of such in his career. And of his 30 interceptions, six came on tips or break-ups. Despite the above, he has set or tied 85 school records, which are listed on the previous page.

**CU'S MOST SACKED QUARTERBACKS (No./Yards Lost):** Tyler Hansen 82/617 (2008-11); Sefo Liufau 68/422 (2013-16); Mike Moschetti 64/481 (1998-99); Bill Solomon 63/447 (1977-80); Joel Klatt 62/416 (2003-05); Kordell Stewart 55/451 (1991-94); Cody Hawkins 49/384 (2007-10).

**LIUFAU ON CU'S ALL-TIME PASSING LISTS**

QB Sefo Liufau's assault on the top career passing marks, as well as total offense, at Colorado through games of November 19:

**PASSING ATTEMPTS**

Rk	Player (Seasons)	Att
1	Sefo Liufau (2013-16).....	1,326
2	Cody Hawkins (2007-10).....	1,214
3	Joel Klatt (2002-05).....	1,095
4	Tyler Hansen (2008-11).....	872
5	Kordell Stewart (1991-94).....	785

**PASSING YARDS**

Rk	Player (Seasons)	Yards
1	Sefo Liufau (2013-16).....	9,277
2	Cody Hawkins (2007-10).....	7,409
3	Joel Klatt (2002-05).....	7,375
4	Kordell Stewart (1991-94).....	6,481
5	Tyler Hansen (2008-11).....	5,705

**COMPLETION PERCENTAGE**

Rk	Player (Seasons)	Pct.
1	Sefo Liufau (2013-16).....	63.7
2	Joel Klatt (2002-05).....	60.8
3	Mike Moschetti (1998-99).....	60.3
4	Koy Detmer (1992-96).....	58.9
5	Kordell Stewart (1991-94).....	58.1

**COMPLETIONS**

Rk	Player (Seasons)	Com-
1	Sefo Liufau (2013-16).....	844
2	Cody Hawkins (2007-10).....	667
3	Joel Klatt (2002-05).....	666
4	Tyler Hansen (2008-11).....	505
5	Kordell Stewart (1991-94).....	456

**TOUCHDOWN PASSES**

Rk	Player (Seasons)	TD
1	Cody Hawkins (2007-10).....	60
2	Sefo Liufau (2013-16).....	59
3	Joel Klatt (2002-05).....	44
4	Koy Detmer (1992-96).....	40
5	Tyler Hansen (2008-11).....	35

**TOTAL OFFENSE**

Rk	Player (Seasons)	Yards
1	Sefo Liufau (2013-16).....	10,146
2	Kordell Stewart (1991-94).....	7,770
3	Cody Hawkins (2007-10).....	7,250
4	Joel Klatt (2002-05).....	7,245
5	Sefo Liufau (2013-15).....	6,183

**LIUFAU TOPS THE CHARTS IN PLAYS**

QB Sefo Liufau had easily been a part of the most plays (858) by the end of a sophomore year in CU history. He now ranks first all-time on the CU charts, the fifth to participate in 1,000 plays, and he took over the all-time mark with his 47 plays in the '16 season opener against Colorado State. A look at who's been a part of the most plays in Colorado annals (700-plus):

**TOTAL PLAYS IN A CU UNIFORM**

Rk	Player (Seasons)	Rush	Pass	Total
1	Sefo Liufau (2013-16).....	341	1,326	1,667
2	Cody Hawkins (2007-10).....	121	1,214	1,335
3	Joel Klatt (2002-05).....	118	1,095	1,213

Rk	Player (Seasons)	Rush	Pass	Total
4	Kordell Stewart (1991-94).....	302	785	1,087
5	Tyler Hansen (2008-11).....	279	872	1,051
6	Rodney Stewart (2008-11).....	2	809	811

Rk	Player (Seasons)	Rush	Pass	Total
7	Mike Moschetti (1998-99).....	186	607	793
8	Steve Vogel (1981-84).....	94	688	782
9	Eric Bieniemy (1987-90).....	3	699	702

**LIUFAU SIXTH TO CRACK 100, FIRST TO DO IT TWICE AND THRICE**

QB Sefo Liufau became the sixth player in CU history to throw at least 100 passes without an interception as a junior and has since done it two more times, becoming the first player to do it not only twice but three times. After throwing 23 interceptions in his first two seasons (749 attempts), he has just eight in his last 509 (or an interception rate of just .016). His latest streak of 152 set a CU record before it ended against UCLA. The longest streaks in CU history:

152	Sefo Liufau	(nine games; Nov. 13, 2015 to Nov. 3, 2016)	107	Sefo Liufau	(four games, Sept. 3 to Oct. 3, 2015)
139	Joel Klatt	(five games, Oct. 15 to Nov. 12, 2005)	104	Craig Ochs	(four games, Oct. 14 to Nov. 4, 2000)
131	Tyler Hansen	(four games, Sept. 3 to Oct. 1, 2011)	100	John Hessler	(six games: Sept. 2 to Oct. 7, 1995)
118	Sefo Liufau	(four games: Oct. 10 to Oct. 31, 2015)	99	Darian Hagan	(six games: Sept. 21 to Nov. 2, 1991)
114	Cody Hawkins	(four games, Oct. 9 to Nov. 6, 2010)	98	Kordell Stewart	(1994)

**LIUFAU RETURNS FROM INJURY TO SNARE PAC-12 OFFENSIVE HONOR ... TURNS OUT TO BE THE FIRST OF EIGHT**

Senior QB Sefo Liufau earned the Pac-12's initial Offensive Player of the Week honor for his efforts in CU's 44-7 win over Colorado State. He completed 23-of-33 passes for 318 yards and a touchdown (no interceptions), while rushing 14 times for 66 yards. His passer rating was 160.6 and he earned 17 first downs (5 rush/12 pass). It was especially significant since it was his first game back after a Lisfranc (foot) injury sidelined him for the last 2¾ games in 2015. It was the first of eight Pac-12 POW honors afforded the Buffs so far this fall:

**CU's Pac-12 Conference Player of the Week Honors (since joining the conference in 2011: 14 total, eight this year; \*—denotes game in Boulder):**

Sept. 10, 2011	*Paul Richardson, WR (Offensive vs. California)
Nov. 12, 2011	*Travis Sandersfeld, CB (Defensive vs. Arizona)
Nov. 25, 2011	Jon Major, OLB (Defensive vs. Utah)
Sept. 22, 2012	Jordan Webb, QB (Offensive vs. Washington State)
Sept. 1, 2013	Paul Richardson, WR (Offensive vs. Colorado State)
Sept. 19, 2015	Kenneth Olugbode, ILB (Defensive vs. Colorado State)
Sept. 2, 2016	Sefo Liufau, QB (Offensive vs. Colorado State)

Sept. 24, 2016	Steven Montez, QB (Offensive vs. Oregon)
Oct. 1, 2016	Davis Price, PK (Special Teams vs. Oregon State)
Oct. 15, 2016	*Phillip Lindsay, TB (Offensive vs. Arizona State)
Oct. 22, 2016	Tedric Thompson, SS (Defensive vs. Stanford)
Nov. 3, 2016	*Isaiah Oliver, CB (Special Teams vs. UCLA)
Nov. 19, 2016	*Nick Fisher, CB (Defensive vs. Washington State)
Nov. 19, 2016	* Sefo Liufau, QB (Offensive vs. Washington State)

**MONTEZ-MANIA**

Redshirt freshman **QB Steven Montez** had quite the starting debut in CU's 41-38 at Oregon, easily one of the best in school history and arguably the best. He completed 23 of 32 passes for 333 yards (3 TD/2 INT), for a passer rating of 177.7 and also had 21 rushes for 135 yards (6.4 per), with a touchdown and a long run of 32 yards. It all added up to 468 yards of total offense and 23 first downs earned (8 rush/15 passing).

- He enjoyed the fifth-best game in a quarterback's first start at Colorado in terms of passing yards, but the best in total offense (*see charts below*).
- His 135 yards rushing were the most in a debut by a starting Buff QB (topping the 116 by Darian Hagan vs. Texas in 1989) and is the 10th most in any game all-time at Colorado by a quarterback (and the first 100-yard game by a quarterback since Nov. 4, 2006 when Bernard Jackson had 105 against Kansas State).
- His 468 yards of total offense were the fourth-most in a single-game in Colorado history.
- It was the first-ever 300 passing/100 rushing game in CU history and just the second 200/100 game (Stewart had 205/143 vs. Notre Dame in the '95 Fiesta Bowl).
- His 14 straight completions in the first half tied for the second-most in school history (trailing 15 by Mike Moschetti over two games in 1999); it matched the most in one game (Koy Detmer, 14 at Colorado State in 1996).

**Most Yards Passing / CU Quarterback Debut**

Yards (A-C-I, TD)	Player	Opponent	Date	Result
418 (50-33-5, 2)	Koy Detmer	Oklahoma	10/24/1992	T, 24-24
409 (36-21-1, 4)	Kordell Stewart	Colorado State	9/05/1992	W, 37-17
402 (34-21-0, 4)	Joel Klatt	Colorado State (Denver)	8/30/2003	W, 42-35
348 (34-24-0, 5)	John Hessler	at Oklahoma	9/30/1995	W, 38-17
<b>333 (32-23-2, 2)</b>	<b>Steven Montez</b>	<b>at Oregon</b>	<b>9/24/2016</b>	<b>W, 41-38</b>
257 (32-21-0, 3)	Mike Moschetti	Colorado State (Denver)	9/05/1998	W, 42-14
239 (25-15-0, 1)	Craig Ochs	at Texas A & M	10/07/2000	W, 26-19

**Most Total Offense / CU Quarterback Debut**

Yards (Pass, Rush)	Player	Opponent	Date	Result
<b>468 (333, 135)</b>	<b>Steven Montez</b>	<b>at Oregon</b>	<b>9/24/2016</b>	<b>W, 41-38</b>
430 (409, 21)	Kordell Stewart	Colorado State	9/05/1992	W, 37-17
396 (418, -22)	Koy Detmer	Oklahoma	10/24/1992	T, 24-24
392 (402, -10)	Joel Klatt	Colorado State (Denver)	8/30/2003	W, 42-35
270 (257, 13)	Mike Moschetti	Colorado State (Denver)	9/05/1998	W, 42-14

The list of honors Montez received for his efforts:

- National Offensive Player of the Week by CollegeSportsMadness.com;
- The Pac-12 Conference Offensive Player-of-the-Week;
- One of eight QBs named a Manning Award Star of the Week;
- One of eight QBs named to the Davey O'Brien Foundation's "Great 8" list;
- Rose Bowl Game Football Committee Pac-12 Player of the Week;
- NFF/College Hall of Fame Colorado Chapter Player of the Week;
- Named to the Earl Campbell Tyler Rose Award honorable mention list for its player of the week.

**A FIRST BY MONTEZ SINCE 1959 ... WE'RE PRETTY SURE**

Colorado redshirt freshman **QB Steven Montez** became the first know player in CU history to throw a touchdown on his first career passing attempt since **Joe Dowler** did so back in 1959. Montez hit Kabion Ento on a 69-yard scoring strike in the second quarter last week against Idaho State. Dowler did so on Oct. 3, 1959 at Oklahoma, a 15-yard TD pass to Kirk Campbell in a 42-12 loss to the Sooners.

**MONTEZ THE 12TH FRESHMAN AT COLORADO TO START A GAME AT QUARTERBACK**

Redshirt freshman **QB Steven Montez** became just the 12th freshman in school history to start a game at quarterback at Colorado (the sixth redshirt frosh to do so) when he took the first snap at Oregon on September 24. He had the second-most passing yards by a freshman in a starting debut at CU quarterback. A closer look at every freshman's first career start at CU (\*—denotes redshirt freshman):

**FRESHMAN PERFORMANCES, FIRST CAREER START AT COLORADO**

Quarterback	Date	Opponent	Result	Passing	Quarterback	Date	Opponent	Result	Passing
Randy Essington	10/18/80	at Missouri	L 7-45	22-11-1, 58, 0 td	*Cody Hawkins	9/01/07	Colorado State (Denver; OT)	W 31-28	31-18-1, 201, 2 td
*Steve Vogel	10/24/81	at Iowa State	L 10-17	16-12-0, 89, 0 td	Tyler Hansen	10/25/08	at Missouri	L 0-58	16-12-0, 72, 0 td
Marc Walters	11/22/86	at Kansas State	W 49-3	4- 4-0, 111, 1 td	*Nick Hirschman	10/29/11	at Arizona State	L 14-48	7- 4-0, 52, 0 td
Koy Detmer	10/17/92	OKLAHOMA	T 24-24	50-33-5, 418, 2 td	Sefo Liufau	10/19/13	CHARLESTON SOUTHERN	W 43-10	20-14-0, 198, 1 td
*Zac Colvin	10/23/99	at Iowa State	W 16-12	23-14-1, 116, 1 td	*Cade Apsay	11/21/15	at Washington State	L 3-27	40-26-2, 238, 0 td
Craig Ochs	10/07/00	at Texas A&M	W 26-19	25-15-0, 239, 1 td	<b>*Steven Montez</b>	<b>9/24/16</b>	<b>at Oregon</b>	<b>W 41-38</b>	<b>32-23-2, 333, 3 td</b>

**THE "RUSHING/PASSING" QB'S**

**QB Sefo Liufau** is seventh at CU in all-time "true" rushing yards by a quarterback (ninth-best average per attempt); he didn't score a rushing touchdown in his career until his junior season, when he scored **five** before suffering a season-ending Lisfranc (foot) injury against USC. It was the most rushing TDs scored in a season by CU quarterback since Bernard Jackson had seven in 2006. He had a touchdown receiving (against Arizona as a sophomore in 2014, coming on his 785th career touch), but didn't carry one over the goal line until his 22nd game, which was against Massachusetts in Boulder (and his 931st play). The list of CU's all-time rushing yards by quarterbacks adjusted to allow for sacks (\*—Anderson switched to tailback in the third game of the 1969 season):

Rk	Player (Seasons)	Gross Att-Yards	Sacked/Yds Lost	Adjusted Att	Adjusted Yards	Avg.	TD	Rk	Player (Seasons)	Gross Att-Yards	Sacked/Yds Lost	Adjusted Att	Adjusted Yards	Avg.	TD
1	Darian Hagan (1988-91).....	489-2,007	42/264	447	<b>2,271</b>	5.08	27	10	Ken Johnson (1971-73).....	274- 727	32/264	242	<b>991</b>	4.10	8
2	Byron White (1935-37).....	342-1,864	?	342	<b>1,864</b>	5.45	22	11	Bill Solomon (1977-79).....	287- 509	63/447	224	<b>956</b>	4.27	10
3	*Bob Anderson (1967-69).....	390-1,580	24/162	366	<b>1,742</b>	4.76	20	12	Harry Narcisian (1947-49).....	227- 894	?	227	<b>894</b>	3.94	8
4	Kordell Stewart (1991-94).....	302-1,289	55/451	247	<b>1,740</b>	7.04	15	13	Bernard Jackson (2004-06).....	164- 690	28/155	136	<b>845</b>	6.21	7
5	Mark Hatcher (1984-87).....	375-1,470	16/ 95	359	<b>1,565</b>	4.36	16	13	Bernie McCall (1964-66).....	289- 725	14/120	275	<b>845</b>	3.07	6
6	<b>Sefo Liufau (2013-16).....</b>	<b>341- 869</b>	<b>68/422</b>	<b>273</b>	<b>1,291</b>	<b>4.73</b>	<b>11</b>	15	Jim Bratten (1968-70).....	220- 724	17/105	203	<b>829</b>	4.08	4
7	David Williams (1973-75).....	276- 959	32/251	244	<b>1,210</b>	4.96	12	16	Zack Jordan (1950-52).....	227- 748	?	227	<b>748</b>	3.30	7
8	Sal Aunese (1987-88).....	235-1,009	18/102	217	<b>1,111</b>	5.12	14		<b>And ...</b>						
9	Tyler Hansen (2008-11).....	279- 478	82/617	197	<b>1,095</b>	5.56	8		<b>... Steven Montez (2016).....</b>	<b>48- 220</b>	<b>9/ 57</b>	<b>39</b>	<b>277</b>	<b>7.10</b>	<b>1</b>

**QB TANDEM HONORED:** Colorado's **Sefo Liufau** (Sept. 2 vs. Colorado State) and **Steven Montez** (Sept. 24 at Oregon) have earned Pac-12 Offensive Player of the Week honors this season, becoming just the fifth time two different quarterbacks from the same team have won the honor in the same season. The others were in 2014: UCLA's Jerry Neuheisel (Sept. 15) and Brett Hundley (Sept. 29) and Washington State's Connor Halliday (Oct. 6) and Luke Falk (Nov. 10); in 1998: Arizona's Oretege Jenkins and Keith Smith (shared honors on Oct. 3); and in 1992: UCLA's Rob Walker (Sept. 19) and John Barnes (Nov. 21).

**AWUZIE ATOP D-BACK SACK CHART**

**CB Chidobe Awuzie** has become CU's all-time quarterback sack leader – among defensive backs. He has three this season after having four a year ago and now has eight in his career – topping the 6½ Michael Lewis had from 1998-2001. He was also the first CU defensive back to record a quarterback sack in three straight games. Awuzie also has cracked CU's top 30 in tackles, as he is 26th with **260** (ninth in solo stops with **217**), and his **25** tackles for loss are also the most by a defensive back at CU.

Here's a look at the list of CU defensive backs with the most career sacks:

**CAREER QUARTERBACK SACKS / Defensive Backs**

Rk	Player (Seasons)	No.	Yards
1	<b>Chidobe Awuzie (2013-16)</b> .....	<b>8</b>	<b>62</b>
2	Michael Lewis (1998-2001).....	6½	42
3	Rashidi Barnes (1996-99).....	5½	50
4	Jeff Donaldson (1980-83).....	4	30
4	Clyde Surrell (2000-03).....	4	24
4	Tony Rettig (1982-83).....	4	20

**THIRD DOWN STOPS AN AWUZIE TRAIT AS WELL**

Awuzie is also CU's all-time leader among defensive backs in third down stops (he topped CB Cha'pelle Brown's 39 with one against UCLA); he also is tied for the third-most in school history since CU started tracking this unique stat in the late 1980s. The all-time list (this stat includes fourth down stops as well):

Rk	Player, Position	Seasons	No.	Rk	Player, Position	Seasons	No.	Rk	Player, Position	Seasons	No.
1	Jordan Dizon, ILB	2004-07	48	7	<b>Jimmie Gilbert, OLB</b>	<b>2013-16</b>	<b>38</b>	11	Donald Strickland, CB	1999-02	31
2	Matt Russell, ILB	1993-96	45	8	Jashon Sykes, ILB	1998-01	34	--	*Joel Steed, DT	1988-91	26
3	Chad Brown, ILB/OLB	1989-92	42	8	Akarika Dawn, ILB	2002-05	34	(*—most by a defensive lineman.)			
3	<b>Chidobe Awuzie, CB</b>	<b>2013-16</b>	<b>42</b>	10	Ted Johnson, ILB	1991-94	32	--	<b>Kenneth Olugbode, ILB</b>	<b>2013-16</b>	<b>26</b>
5	Greg Biekert, ILB	1989-92	41	11	Alfred Williams, OLB	1987-90	31	--	<b>Addison Gillam, ILB</b>	<b>2013-16</b>	<b>25</b>
6	Cha'pelle Brown, CB	2006-09	39	11	Michael Lewis, SS	1998-01	31	--	<b>Tedric Thompson, SS</b>	<b>2013-16</b>	<b>25</b>

**WITHERSPOON THE YIN IF AWUZIE IS THE YANG**

Colorado **CB Ahkello Witherspoon** is third in the nation with 17 passes defended (16 deflections, one interception); he actually has one more from CU's coaches' video review, which the school uses for all its records. Indiana's Rashard Fant leads with 18. Witherspoon has had at least one breakup in 10 of 11 games this season (he didn't have one against UCLA), and has broken up at least two passes in five different games this year: Colorado State, Michigan, Arizona State, Stanford, Arizona and Washington State (when he had three), and had two defended at Oregon when he made his interception along with a PBU. Prior to this season he had six pass breakups, thus now with **23** in his career, he is tied for the 18th most in school history, while his 17 this season are tied for the fourth-most in a single season by a Buffalo (the school record for breakups in a season is the 22 that Ben Kelly recorded in 1998).

**FIRST TO BREAK OUT IN 2016: DEVIN ROSS**

**WR Devin Ross** burst on to the scene starting in the opener, when he caught eight passes against Colorado State, six of which earned first downs. He then had his career game at Oregon, when he had a seven-catch, 153-yard, one touchdown performance. It was his second career 100-yard receiving game, the first of the season by any Buff, and at the time, it gave him a touchdown reception in each of the first four games of the season. The last Buff to open a season with a TD catch in each of the first four games was Nelson Spruce in 2014, who actually had a TD catch in each of the first five games that year. Ross' streak of four straight games catching a touchdown tied for the third longest in school history but came to an end against Oregon State. Back to his game at Oregon – Ross' 153 yards receiving was a career-high and marked the 28th game in school history where a Buff receiver went for over 150 yards receiving. He has also earned 31 first downs this season (one rushing); he had all of 10 coming into the year.

**FIELDS: MR. DEEP THREAT**

Junior **WR Shay Fields** has nine career plays from scrimmage that are 50 yards or longer, including four this season; the school record is 13, set by WR Paul Richardson (2010-13). Fields this season is averaging 17.8 yards per catch (ranks No. 34 nationally, third in the Pac-12) and has eight touchdown catches. He has risen fast on CU's all-time receiving chart (**135**, 8th), receiving yardage (**1,825**, 10th) and touchdowns (**16**, 8th). Fields' long-receptions:

75	at Arizona	2014	(Liufau; TD)	67	at Arizona State	2015	(Liufau)	60	vs. Colorado State	2016	(Liufau)
72	Arizona	2015	(Liufau; TD)	65	vs. Colorado State	2015	(Liufau; TD)	52	Utah	2014	(Liufau)
70	at Michigan	2016	(Liufau; TD)	63	Oregon State	2016	(Montez; TD)	51	Oregon State	2016	(Montez; TD)

Fields' **16** career touchdown receptions have covered some **556** yards (19, 4, 2 and 75 as a freshman in 2013; 65, 8, 72 and 30 as a sophomore in 2015; and 70, 7, 51, 33, 63, 15, 15 and 27 this season); that works to **34.8** per score.

► **MOST YARDS AGAINST ONE OPPONENT:** Fields had his second 100-yard game of the season and the fourth of his career at Arizona (6-108, 2 TD). He has now caught 19 passes for 370 yards and 5 touchdowns against Arizona in his career, the second most by a Buff against any team:

424—Paul Richardson vs. California (0 in 2010, 284 in 2011, 140 in 2013); **370—Shay Fields vs. Arizona (94 in 2014, 168 in 2015, 108 in 2016)**, 319—Nelson Spruce vs. California (140 in 2013, 179 in 2014); 318—Charles Johnson vs. Oklahoma (182 in 1992, 136 in 1993).

**Season Receiving Touchdowns**

No.	Player	Season
12	Nelson Spruce	2014
11	Derek McCoy	2003
10	Paul Richardson	2013
9	Charles E. Johnson	1993
9	Rae Carruth	1995
8	Gary Knafelc	1953
8	Michael Westbrook	1992
8	Rae Carruth	1996
8	Toney Clemons	2011
8	<b>Shay Fields</b>	<b>2016</b>

**Career Receiving Touchdowns**

Rk	Player (Seasons)	G	No.	Yards	Avg.	TD
1	Nelson Spruce (2012-15).....	49	294	3,347	11.4	23
2	Scotty McKnight (2007-10).....	48	215	2,521	11.7	22
3	Paul Richardson (2010-13).....	33	156	2,412	15.5	21
4	Rae Carruth (1992-96).....	40	135	2,540	18.8	20
4	Derek McCoy (2000-03).....	48	134	2,038	15.2	20
6	Michael Westbrook (1991-94).....	41	167	2,548	15.3	19
7	Javon Green (1997-2000).....	44	136	2,031	14.9	17
8	<b>Shay Fields (2014-16)</b> .....	<b>34</b>	<b>132</b>	<b>1,794</b>	<b>13.6</b>	<b>16</b>
9	Charles E. Johnson (1990-93).....	39	127	2,447	19.3	15
10	Phil Savoy (1994-97).....	40	152	2,176	14.3	14

**MR. SPORTSCENTER TOP 10**

While we're on receivers, junior **Bryce Bobo** appeared in SportsCenter's Top 10 two times now in the first month of the season. His first highlight came in the season-opener with his 46-yard one-handed catch inside the five-yard line. That play was No. 3 on SportsCenter's daily top 10 highlight package. He had the No. 1 play of the day on Saturday, Sept. 24, with his one-handed, body-twisting catch on a 31-yard touchdown grab that was the game-winner for the Buffaloes. Bobo this year has caught **41** passes for **543** yards and two touchdowns.

► **SWEET HOME CALIFORNIA.** Bobo, playing in Los Angeles in front of his family and friends (hometown is Covina, Calif.) had one of the best games of his career against USC on Oct. 8. The only thing missing from his stat line was the win, but he did more than his part in CU's narrow 21-17 loss. Bobo caught a career-high 10 passes (old: 6 vs. Arizona last year) for 83 yards, with seven of the receptions earning first downs. He also threw a 67-yard touchdown pass (left-handed) to Phillip Lindsay, which was his first career pass attempt (his passer rating is 992.8). He was responsible for both of Colorado's touchdowns in the game, also catching a 10-yard pass in the end zone early in the fourth quarter that tied the contest at 14.

**PAC-12'S TOP DEFENSE**

The Buffaloes lead the Pac-12 in five major defensive categories: **total defense** (322.4), **passing yards allowed** (190.4), **first downs** (185), **pass efficiency defense** (101.2), and **red zone defense** (67.7), along with being second in **third down conversion defense** (30.4) and **scoring defense** (18.5). The Buffs have held four opponents to single-digits this season (Oregon State and Stanford did not score a touchdown), the most in 27 years, when CU held four under 10 in 1989 (also doing it in 1985 and 1988; the last time five were held under 10 was in 1978—when the first five opponents of the year all scored seven points). No other Pac-12 school this season has as many games holding the opposition to under 10 points (Washington is second with two games in the single digits).

► **HOW IMPROVED IS THIS DEFENSE?** In 2012, the season before MacIntyre arrived at CU, the Buffs ranked 117th in the nation allowing 488.5 yards per game, and 120th in scoring defense (46.0). Steady improvement and the addition of defensive guru Jim Leavitt have played a marked role in the success.

**THREE-HEADED MONSTER**

"It's like having three super heroes to throw to," said **QB Steven Montez** about CU's three-headed monster at wide receiver in juniors **Bryce Bobo**, **Shay Fields** and **Devin Ross**. The trio have combined for 139 catches for 1,948 yards (14.0 per) and 15 touchdowns through 11 games. All three have at least 40 receptions; it's the first time in CU history that three wide receivers have made 40-plus catches in the same season (receivers, no tight ends or running backs), and just the fourth time that three receivers have made 30-plus catches in the same year: three did it 2008 (107 receptions) and 2010 (127); four did it in 2014 (224, led by Nelson Spruce's single season record of 106).

► **500+.** All three also have over 500 receiving yards, marking just the second time in school history three players have that many (along with 2011).

**TRIFECTA ACCOMPLISHED; BUT THE RARE QUADFECTA WON'T HAPPEN**

There's a real rarity on this year's Colorado defense – the last three players to lead the team in tackles are all still playing. In 2013, **ILB Addison Gillam** led the team as a true freshman with 119 (easily the frosh record); in 2015, sophomore **ILB Kenneth Olugbode** finished atop the list with 83; and last year, redshirt freshman **ILB Rick Gamboa** had the honors with 96. It's possible any of the three could lead the team again this season, and at one times **CB Chidobe Awuzie** might have been a threat, as the senior has been flirting with the team lead like a popular song sneaking its way up the top 10: he was sixth as a freshman (59), third as a sophomore (64) and second last year (90). But with teams throwing away from his side of the field, it looks like Olugbode has all but clinched his second tackles crown through 11 games to finish in the top spot.

**DOUBLE DIGIT TACKLERS**

CU junior **S Afolabi Laguda** set a new career-high at Arizona when he was credited with 12 tackles by the coaches (six solo, six assists). His previous personal-best was set earlier this season when he had 11 stops at USC. Laguda was one of two Buffaloes to record double-digit tackles against the Wildcats, as **ILB Kenneth Olugbode** had 15, including 14 solo, a season-high by any Buffalo. For the year Colorado defensive players have combined to post 13 double-digit tackle games: Olugbode leads the team with six of those, **S Tedric Thompson** has three followed by Laguda and **ILB Rick Gamboa** with two. In 2015, CU had 11 different defensive players record a combined 20 double-digit tackle games, but the starters are playing fewer snaps this year due to CU's success.

**THE GAMES THEY REMEMBER ARE PLAYED IN NOVEMBER**

Colorado opened the month of November with a 20-10 win over UCLA and then won its final road game of the year at Arizona, 49-24 – its most November points since defeating Nebraska 65-51 in 2007. In the previous 30 seasons, Colorado had won its first game in the 11th month of the year 15 times. For those 15 seasons, in the subsequent November games after their opening win, the Buffs posted a 21-11 record in remaining games of the month. The last time CU opened the month of November with a win was back in the 2009 season. CU is **55-19** dating back to the mid-1980s against unranked teams in November and is **6-18** against Pac-12 opponents in the month.

**IN THE TRENCHES**

The Buffalo offensive line has helped Colorado tie the program record for most 500-yard games this year with six, getting game No. 6 last weekend against Washington State when the Buffs registered a season-high 603 yards. The only other season in CU history when the Buffs had six games with 500 or more yards of offense was in 1994, the year CU set a school record for total offense with 5,448 yards or 495.3 yards per game. CU this year has averaged 478.3 yards per game, which ranks fifth in the Pac-12 Conference. The Buffalo offensive line will need a repeat performance of last Saturday's win against WSU, when they helped CU average 6.2 yards per play. Utah poses a great challenge to the CU offense, as the Utes lead the Pac-12 in sacks with 38 on the season and are sixth in the FBS with 3.45 per game. Utah also ranks second nationally in takeaways with 26. Colorado (15th) and Utah (12th) are two of four Pac-12 programs that rank in the top 15 in the FBS in turnover margin and are joined by Washington (ties-1st) and Washington State (tie-12th).

**CAREER CHART WATCH**

Here's where several Buffaloes rank on some of CU's all-time statistical charts through games of November 19 (*Note: Colorado does not count bowl stats into career totals to protect past history, thus career numbers for players past and present will differ from NCAA*):

- ⇒ **TB MICHAEL ADKINS** is 42nd in rushing yards (**1,175**).
- ⇒ **CB CHIDOBE AWUZIE** is ninth in pass deflections (**31**), is 26th in tackles (**260**; he is ninth in solo stops with **217**), is tied for 26th in tackles for loss (**25**; tied for the most by a defensive back), is first in sacks by a defensive back (**8**) and is tied for third in third down stops (**42**).
- ⇒ **WR BRYCE BOBO** is 21st in receptions (**88**) and is 31st in receiving yards (**945**).
- ⇒ **WR SHAY FIELDS** is eighth in receptions (**135**), is 10th in receiving yards (**1,825**) and is eighth in touchdown receptions (**16**).
- ⇒ **OLB JIMMIE GILBERT** is ninth in quarterback sacks (**19**) and is tied for 22nd in tackles for loss (**28**).
- ⇒ **ILB ADDISON GILLAM** is 32nd in total tackles (**255**) and is tied for 29th in tackles for loss (**24**).
- ⇒ **PK DIEGO GONZALEZ** is 11th in kick scoring (**114**; which is 38th overall) and is tied for ninth in field goals made (**21**).
- ⇒ **TE SEAN IRWIN** is tied for 111th in receptions (**31**) and is 114th in receiving yards (**322**).
- ⇒ **DE SAMSON KAFOVALU** is tied for 38th in quarterback sacks (**9½**).
- ⇒ **TB DONOVAN LEE** is tied for 60th in receptions (**45**) and is 21st in kickoff return yards (**586**).
- ⇒ **TB PHILLIP LINDSAY** is 15th in rushing yards (**2,125**), is third in all-purpose yards (**3,816**), is 31st in receptions (**78**), 52nd in receiving yards (**662**) and is seventh in kickoff return yards (**1,029**).
- ⇒ **QB SEFO LIUFAU** is first in passing yards (**9,277**), completions (**844**), attempts (**1,326**), completion percentage (**63.7**), total plays (**1,667**), total offense (**10,146**), is second in touchdown passes (**59**), and is 58th in rushing yards (**869**; minus sack yards, his **1,291** yards are the sixth most by a quarterback).
- ⇒ **OLB DEREK McCARTNEY** is tied for 38th in quarterback sacks (**9½**).
- ⇒ **ILB KENNETH OLUGBODE** is 19th in total tackles (**280**).
- ⇒ **TB DEVIN ROSS** is 23rd in receptions (**87**) and is 27th in receiving yards (**1,012**).
- ⇒ **ILB RYAN SEVERSON** is 10th in kickoff return yards (**872**), fifth in special teams points (**79**) and 20th in special team tackles (**22**).
- ⇒ **SS TEDRIC THOMPSON** is 44th in total tackles (**239**), is ninth in interceptions (**11**) and is 10th in pass deflections (**29**).

**COLORADO BY THE NUMBERS IN 2016**

- 0-18** Colorado's record coming into the year against Arizona State, Oregon, Stanford and UCLA since joining the Pac-12 (**4-0** this year);
- 3:21** The average length of CU's games in 2016 (the quickest **2:58** against Stanford; the longest being **3:37** versus Washington State);
- 4-0** Colorado's record against Pac-12 North opponents this season (it was **3-17** entering the year);
- 3** The number of interceptions CU had against Stanford, its most in a game since picking off that number against Central Arkansas on Sept. 7, 2013.
- 4** The number of true freshmen the Buffs have played in 2016 (**1** offense/**2** defense/**1** specialist), the same number as in 2015;
- 10-3** Colorado's non-conference record over the last four seasons under Mike MacIntyre;
- 10-5** The final score of the win at Stanford, CU's lowest point total in winning game since Oct. 8, 1992 (a **6-0** win at Missouri);
- 10** The total yards on offense that Colorado State had in the first quarter of the season opener (while CU had **253**);
- 11** The number of drives CU ran plays in plus territory against Colorado State (out of **13** total; **49** plays in all);
- 12** The number of first downs Colorado had earned before CSU picked up its first in the opener (there was **10:23** left in the second quarter);
- 13** The number of players making their debut in CU uniform in the season opener against CSU (including **2** who started, OG Lynott and S Laguda);
- 14** The number of fumbles by CU tailbacks (on offense) in **48** games under Mike MacIntyre (**1,417** carries; **6** this year in **344**);
- 17-(-of-31)** Colorado's second down efficiency at Oregon (a 54.8 conversion rate including 5-of-5 on 2nd-and-4 or less);
- 17.1** The opponents' third down conversion percentage on 3rd-&-6 or longer (**18-of-105**);
- 19** The number of players earning first downs for Colorado this season (including QB Sefo Liufau, who has earned at least one all three ways for four years);
- 22.0** The average number of seconds between plays by the Colorado offense (**801** scrimmage/**20** FGA/**50** punts, 319:25 possession time, or **19,165** seconds);
- 24** The number of consecutive games Colorado has forced a turnover, the longest streak in the nation;
- 27** The number of different NFL teams that have scouted the Buffaloes on game days this season;
- 29** The number of Colorado games played in less than three hours since 1990 (out of **327** games; one this year—Stanford);
- 34-0-1** Colorado's all-time record when rushing for 300-plus yards in a game (one game this year: **315** against Arizona State in a 40-16 win on Oct. 15);
- 35.7** The third down efficiency of opponents against Colorado in the state's borders since the '09 opener (**275-of-770**);
- 36.9** The opponents' combined percentage on third down inside-the-CU 20 (**73-of-198**) in the last 92 games (dating to 2008);
- 41** The margin of victory over Oregon State (**47-6**), CU's largest in a conference game since 1992 (a **54-7** win over Kansas State);
- 50** The number of Buffaloes who have scored 100 or more career points (PK Diego Gonzalez and TB Phillip Lindsay joined the group this year);
- 53** The number of Buffaloes who have 1,000 or more career rushing yards; who will make it 54?
- 73.2** The average number of plays (plays, kicks, returns) per fumble in the MacIntyre Era at Colorado (**60** fumbles, **4,392** touches);
- 77.8** The combined conversion percentage on third down with one- and two-yards to go for a first (**35-of-45**);
- 100** The combined points scored in CU's first two games of the season, its most since 1994 (103);
- 119** The number of passes thrown by CU quarterbacks before the first opponent interception, the most-ever into a season (topping **105** in 2000);
- 150** The number of additional plays on offense that Colorado has run compared to its opponents this season (**+351** over the last two-plus seasons);
- 156** The number of consecutive PAT kicks CU kickers had made from Nov. 26, 2011 through Sept. 24, 2016, when Oregon blocked one;
- 260** The number of rushing yards by Colorado against Colorado State, the most by the Buffs in a season opener since 1994 (407 against NE Louisiana);
- 283** The number of first downs Colorado has through 11 games (**133** rush/**125** pass/**25** pass penalty), ranking ninth in the NCAA (and third in the Pac-12);
- 307** The number of all-time wins Colorado has recorded at Folsom Field since it opened on Oct. 11, 1924 (**399** overall at all home venues);
- 359** Through three games, CU had allowed exactly the same number of yards rushing AND passing: 359 (or **718** total);
- 468** The total offense that QB Steven Montez amassed in his first career start at Oregon on Sept. 24 (**333** passing, **135** rushing and accounting for **4** TDs);
- 593** Colorado's total offense against Oregon, its most in 21 games against the Ducks and actually the first time the Buffs gained over 400;
- 992.8** The passer rating for WR Bryce Bobo, as he is 1-for-1 for 67 yards and a touchdown (the NCAA formula does not cap it like the NFL's);
- 1,101** The number of passing yards that QB Sefo Liufau finished with Against Arizona State, the most by a CU player against any single opponent (four games);
- 4,176** The air miles CU racked up traveling in back-to-back weeks to play Michigan and Oregon, the first time CU played back-to-back in the ETZ and PTZ.



**2016 SENIORS (27)**

No.	Player	Pos.	Ht.	Wt.	Cl.	Exp.	Hometown (High School/Previous College)	Major	TGD
16	AWINI, Jaleel	WR	6- 2	215	Sr.	1L	Aurora, Colo. (Rangeview/Air Force)	Economics	(Dec. '16)
4	AWUZIE, Chidobe	DB	6- 0	205	Sr.	3L	San Jose, Calif. (Oak Grove)	Business-Management	(Dec. '16)
84	BAGBY, David	WR	6- 0	180	Sr.	VR	San Diego, Calif. (Torrey Pines/Arizona)	Sociology	(May '17)
99	*BOATMAN, Brian	TE	6- 3	225	Sr.	1L	Centennial, Colo. (Kent Denver)	Economics	(May '17)
70	CALLAHAN, Shane	OL	6- 6	300	Sr.	2L	Parker, Colo. (Chaparral/Auburn)	Communication	Graduated (Aug. '16)
92	CARRELL, Jordan	DE	6- 3	300	Sr.	1L	Roseville, Calif. (Roseville/ American River College)	Communication	(Dec. '16)
88	*GALLOWAY, Danny	WR	6- 0	200	Sr.	VR	Lone Tree, Colo. (Highlands Ranch/Willamette)	Economics	(May '17)
7	GEHRKE, Jordan	QB	6- 1	200	Sr.	2L	Scottsdale, Ariz. (Notre Dame Prep/Scottsdale CC)	Psychology	(May '17)
98	GILBERT, Jimmie	OLB	6- 5	230	Sr.	3L	College Station, Texas (A&M Consolidated)	Sociology	(May '17)
10	GONZALEZ, Diego	PK	6- 0	215	Sr.	2L	Monterrey, MEXICO (Prepa Tec/Monterrey Tech)	Business (Mngt. & Marketing)	(Dec. '16)
83	*GRUNDMAN, Sean	WR	6- 2	205	Sr.	VR	Monument, Colo. (Lewis-Palmer/Western State)	Business (Mngt. & Marketing)	(May '17)
27	*HALL, Joey	WR	5- 9	170	Sr.	1L	San Luis Obispo, Calif. (Mission Prep)	Mechanical Engineering	(May '17)
94	#HENINGTON, Tyler	DL	6- 2	240	Sr.	2L	Centennial, Colo. (Mullen)	Business (Acct.) & Economics	(May '17)
38	*HILL, Chris	TE/HB	6- 2	225	Sr.	1L	Highlands Ranch, Colo. (Mountain Vista)	Communication	(May '17)
99	HOWARD, Aaron	OLB	6- 1	230	Sr.	2L	Denver, Colo. (East/Willamette)	Psychology	(Dec. '16)
81	IRWIN, Sean	TE	6- 3	250	Sr.	3L	Cypress, Texas (Cypress Fairbanks)	Classics & History	(Dec. '16)
54	KAFOVALU, Samson	DT	6- 4	295	Sr.	3L	Riverside, Calif. (Arlington)	Communication	(May '17)
74	KELLEY, Alex	C	6- 2	310	Sr.	3L	Oceanside, Calif. (Vista)	Ecology & Evolutionary Biology & English	Graduated (Aug. '16)
13	LIUFAU, Sefo	QB	6- 4	230	Sr.	3L	Tacoma, Wash. (Bellarmine Prep)	Economics	(May '17)
31	OLUGBODE, Kenneth	ILB	6- 1	220	Sr.	3L	San Jose, Calif. (Bellarmine Prep)	Urban Design & Planning	(May '17)
3	RIPPY, Deaysean	OLB	6- 2	240	Sr.	1L	McKees Rocks, Pa. (Sto-Rox/Univ. of Pittsburgh)	Ethnic Studies	(May '17)
30	SEVERSON, Ryan	ILB	5-10	205	Sr.	3L	San Jose, Calif. (Valley Christian)	Business (Mngt. & Marketing)	(Dec. '16)
27	TALIANKO, Travis	ILB	6- 1	215	Sr.	1L	Sierra Madre, Calif. (St. Francis/San Jose St./College of the Canyons)	Economics	(Dec. '16)
9	THOMPSON, Tedric	DB	6- 1	205	Sr.	3L	Valencia, Calif. (Valencia)	Sociology	(May '17)
48	*TUGGLE, Joey	TB	5- 7	185	Sr.	VR	Aurora, Colo. (Smoky Hill)	Business Management	(May '17)
58	TUPOU, Josh	DT	6- 3	325	Sr.	3L	Buena Park, Calif. (Buena Park)	Communication	(May '17)
53	WIEFELS, Sully	OL	6- 3	305	Sr.	1L	Eagle, Idaho (Eagle/American River College)	Political Science	(Dec. '16)
23	WITHERSPOON, Ahkello	DB	6- 3	195	Sr.	2L	Sacramento, Calif. (Christian Brothers/SCCC)	Ecology & Evolutionary Biology	(May '17)

\*—fourth-year seniors foregoing extra year and will play as seniors in 2016 (or decided after the season); #—career ended by injury.

**THE UNDERGRADUATE THREE:** Three players, all juniors in eligibility, have already earned their degrees: **ILB Addison Gillam** (Psychology, May '16); **OT Jeromy Irwin** (Communication & History, August '16), **OLB Derek McCartney** (Integrative Physiology, May '16).

**GRADUATION REVIEW**

Over the last 15 years, Colorado has had **261** of its **286** seniors graduate, or translating to **91.3** percent in this time frame (including 17 of the 20 seniors in 2015); these are the 2001-2015 senior classes, including those players who received medicals. Over the last eight years, 146 of the last 156 have graduated (**93.6%**), with three of those 10 playing in the NFL and haven't been able to complete their requirements. NCAA numbers will not match these (it doesn't allow a school to count transfers who graduate, but it does count against a school if it had a player transfer; it also does not count walk-ons). It's one of the reasons the numbers are skewed to be lower than they really are, especially at tougher academic schools like Colorado and its Pac-12 brethren. **TEAM GRADE POINT AVERAGE:** The team's **2.65** cumulative grade point average through the Spring 2015 semester is its third highest on record (data collected since 1996); the team has nine straight semester GPA's over **2.50**.

**BALL SECURITY UNDER MAC**

The Buffaloes had 20 fumbles in 2015, a high in the MacIntyre Era, but still a relatively low number for 13 games, especially considering seven were by quarterbacks while being sacked and three others came on bad center snaps (and two others came on the Arizona game's final play when CU tried laterally the ball several times); that number is back down to 12 this season. In **48** games under Mike MacIntyre, CU has not had any fumbles in **19** games, has not lost a fumble in **21** of those 48 and just one in **18** other games (meaning more than one only 11 times); that's just **60** total fumbles. In the four seasons, the tailbacks have been exceptionally good: they total just **14** fumbles in **1,417** attempts, or one every **101.2** carries (they didn't have a fumble among them in Mac's first year until the ninth game of the year—254 attempts). *Career counts:* **Michael Adkins II** has just two in 263 touches (236 rushes); **Phillip Lindsay** eight in 535 (418 rushes; but two of those fumbles were on kickoff returns as a freshman); and **Kyle Evans** one in 105 (98 rushes).

➤ In four seasons under MacIntyre, the Buffs have just the **60** fumbles in **4,392** touches, or one for every **73.2** plays (this year: 12 in **1,083** touches: 902 offensive plays (includes one 2-pt play), 114 special team snaps, 67 returns. And of those **60** fumbles, the Buffs have lost just **31**.

**ADKINS, LINDSAY MAKES IT 52 & 53 FOR CU IN 1,000-YARD CAREER RUNNERS**

In 2015, **Michael Adkins** became the 52nd player in Colorado history rush for 1,000 or more yards in a career and later in the year, Phillip Lindsay joined him and became No. 53 to hit the grand mark (and the 19th to hit 2,000 late in his junior year). CU is seventh all-time in 1,000-yard runners; Oklahoma tops the list with 71 (and the Buffs are tied for ninth with the most 2,000-yard career runners). The all-time leaders in players who have reached the career 1K and 2K plateaus:

Oklahoma	71/29	West Virginia	50/15	Duke	46/ 5	South Carolina	42/16	Illinois	40/16	Baylor	34/11
Ohio State	67/24	Texas	50/18	Mississippi	45/ 8	Virginia	41/17	Indiana	40/12	Wake Forest	34/11
Southern Cal	67/18	Arkansas	47/18	Auburn	43/17	Michigan State	41/16	-----	-----	New Mexico	25+/13
Nebraska	63/28	Houston	47/14	Georgia Tech	43/13	Florida State	41/14	Boston College	39/17	Michigan	?/20
Alabama	55/19	Texas A & M	45/19	Minnesota	43/13	North Carolina	41/13	Florida	37/17	Colorado State	?/16
Army	53/11	LSU	45/15	Air Force	43/11	Penn State	40/14	Mississippi	37/13		
Colorado	53/19	Iowa	45/14	Syracuse	42/22	Virginia Tech	40/19	San Diego State	36/13		

In 1989, Colorado had four players on the roster at the same time with at least 1,000 career yards: **TB Eric Bieniemy**, **TB J.J. Flannigan**, **QB Darian Hagan** and **FB Erich Kissick**. Only two other times did the Buffs have three players that had hit that plateau on the same team, in 1993: **FB James Hill**, **TB Rashaan Salaam** and **TB Lamont Warren** and in 2015: **Christian Powell**, **Michael Adkins** and **Phillip Lindsay**.

**HEAD COACH MIKE MacINTYRE**

**Mike MacIntyre** is in his fourth season as the head coach of the University of Colorado football program, and his seventh season as a collegiate head coach; he has a **19-29** record at Colorado and is **35-50** as a head coach in NCAA Division I (FBS). The 25th full-time head coach in CU history (27th overall) brought an impressive pedigree with him to Boulder, resuscitating a San Jose State Spartan team from a 1-12 record in 2010 to one that finished 11-2 in 2012 and was nationally ranked. A veteran coach of 23 seasons, MacIntyre arrived at San Jose State after two years as the defensive coordinator at Duke University, where he was reunited with head coach **David Cutcliffe** from earlier in his coaching days. Those Blue Devil defenses were among Duke's best statistically over a 20-year span, and in 2009, Duke's five wins were the most in a season by the Blue Devils since 1994. The American Football Coaches Association (AFCA) named him its 2009 FBS Assistant Coach of the Year. Another one of his mentors was the legendary and now Pro Football Hall of Fame coach **Bill Parcells**, and of course, his late father, **George MacIntyre**, coached at Vanderbilt (the 1982 national coach of the year).



	Overall	Home	Road	Neutral	2nd Half	Ranked	Unranked	Non-league	League	Bowls
<b>MacIntyre at Colorado</b> .....	<b>19-29</b>	<b>11-12</b>	<b>5-16</b>	<b>3-1</b>	<b>7-17</b>	<b>1-12</b>	<b>18-17</b>	<b>10- 3</b>	<b>9-26</b>	<b>0-0</b>
<b>MacIntyre / Career</b> .....	<b>35-50</b>	<b>20-20</b>	<b>12-29</b>	<b>3-1</b>	<b>16-26</b>	<b>1-19</b>	<b>34-31</b>	<b>18-11</b>	<b>17-39</b>	<b>0-0</b>

**COLORADO STREAKS:** 2-game plus wins, 2-game plus losses: **5, 6**. 3-game plus wins, 3-game plus losses: **2, 6**. 4-game plus wins, 4-game plus losses: **2, 2**. 5-game plus wins, 5-game plus losses: **0, 2**. 6-game plus wins, 6-game plus losses: **0, 1**. Longest winning streak: **1**. Longest losing streak: **9**.

- ◆ MacIntyre, 51, has coached in a total of **341** football games in his career (**85** as a head coach): **182** in NCAA Division I (and another **23** as a grad assistant at Georgia); **82** as a full-time assistant coach in the National Football League; **54** in NCAA Division I-AA (at the time).
- ◆ He became just the second coach at Colorado since 1932 to win his first game at the reins of the Buffaloes (out of 15 coaches), and just the ninth (out of 25) to open with **two** wins. Rick Neuheisel was the last to do both (in 1995).
- ◆ MacIntyre is an '89 graduate of Georgia Tech and is the first Atlantic Coast Conference alum to take over the reins of the CU football program.
- ◆ **MacIntyre On His Roots:** *"I'm the son of a coach. And I received my Ph.D. in coaching from Bill Parcells. I used to sit next to him in staff meetings with the Cowboys. The two most important things I probably learned from him were how to evaluate personnel and how to organize practices."* He says Parcells taught him that quarterbacks learn more in 11-on-11 drills than the standard 7-on-7.
- ◆ He has also been influenced immensely by the late John Wooden (UCLA basketball); he has read all his books numerous times. On his own success: *"It takes a lot of people to be successful, it's never just you. It's everyone around you. The team effort starts before you ever get to the players."*
- ◆ Throughout his coaching career, MacIntyre has crafted an approach to coaching college football that incorporates **"The Four F's"** – Foundation, Family, Future and Football. He believes that if Colorado's student-athletes focus on these 4 F's, it will lead to great things:  
**Foundation** is about becoming a solid person on a daily basis in their daily activities. That includes a commitment to things like self-discipline, perseverance, time management and responsibility;  
**Family** is about being close, caring about each other and being accountable to each other. CU's players have to fully understand how their actions affect their teammates – on the field and in life. They will understand how their actions represent Colorado and their individual legacies;  
**Future** is about putting the necessary energy into their academics; education is their future. Even if our student-athletes go on to play in the NFL for three-to-five years (the average length of a pro career), they need to have an idea about what they want to be the rest of their lives. Football is what they currently do, it's not who they are. Use football to get an education and a better future;  
**Football** is the final F. MacIntyre believes if they have a good foundation, if they're doing the right things, they care about the guys around them and they're doing well academically and know what their future is, when they come to football practice, they are freed up; they'll play better and won't have a lot of baggage.
- ◆ MacIntyre has coached on both sides of the ball, spending four years at Ole Miss (1999-2002) where he started as the wide receivers coach for two seasons and the defensive secondary coach in his final two years. The Rebels posted a 29-19 record in that time with bowl appearances in the 1999 and 2002 Independence Bowls and the 2000 Music City Bowl. The 2001 Rebels ranked fifth nationally in pass defense, allowing just 161.3 yards per game.
- ◆ **The Coin.** MacIntyre always carries the same commemorative coin in his pocket, one his dad received in 1982 as the Bobby Dodd National Coach of the Year. *"I'm the proud son of George MacIntyre,"* he says in referring to his father coaching the Commodores to an 8-4 record that season.
- ◆ **Unique End of Spring.** The coaching staff put the players through one more practice *after* the spring game (in both 2013 and 2014). MacIntyre said it was to go over what they did right and wrong in the game, as well as to teach them how he wanted them to practice on their own in summer workouts.
- ◆ **On players having to be ready at a moment's notice to go into the game:** *"It's the only game in the world where you have 100 guys on the side watching just eleven in the game at any one time. So you're like the dog sitting on the porch. When that rabbit runs by, you've got to be ready to go."*
- ◆ **On playing music at practice:** *"Bill Belichick, Eric Mangini both did it. They believed it enhanced practice in many ways, including maintaining rhythm. It's no different than crowd noise; you're teaching the players to block out distractions, all background noise, yet and at the same time to still hear us."*
- ◆ At Mississippi, among his recruits were quarterback **Eli Manning** and Butkus Award winning linebacker **Patrick Willis**. And along his coaching trail, he has mentored many current and former NFL players including recently retired former Dallas and Cincinnati safety **Roy Williams**, a five-time Pro Bowl player. At Dallas, he also tutored **Terrence Newman**, the former Kansas State cornerback who longtime CU fans certainly remember.
- ◆ Unhappy that he had gained weight since college, slowly adding one a few pounds here and there over the years (and of course recruiting season never helps when the coaches often eat two or even three dinners at various recruits' homes), he decided to do something about it. After the 2013 season, he read the book, *Why Diets Fail Us*; he started to eat much healthier, consumed either one or two nutrition-rich shakes a day (as replacement meals) and increased his workout regimen. The end result was that after six months, he dropped **63** pounds (he now weighs what he did as a junior in high school; he played at 175 in college).
- ◆ **MacIntyre** is a voter in the *USA Today*/ESPN Coaches poll for third straight year and fourth time overall; coaches are selected by a random draw (he is one of six Pac-12 voters). CU's head coach voted every season from 1987-2009, and the Buffalo coach has now had a vote for the 27 of the last 30 seasons.
- ◆ **CONTRACT.** MacIntyre was officially named CU's 25th full-time head coach on Dec. 10, 2012, and signed a 5-year contract worth just over \$2 million overall (\$250,000 base; \$875,000 radio/TV income, \$875,000 sponsorship income), plus various incentives that add to well over \$1 million. In February 2014, CU's Board of Regents approved a one-year extension to the contract that takes him through the 2018 season.

**HEAD COACH MIKE MacINTYRE continued**

- ◆ A 1989 graduate of Georgia Tech (Business Management), he lettered twice (1987-88) at free safety/punt returner for coach Bobby Ross. Prior to becoming a Yellow Jacket, MacIntyre played two seasons (1984-85) at Vanderbilt for his father, George, the head coach of the Commodores from 1979-85. The elder MacIntyre was the national coach of the year in 1982 when Vandy beat Alabama on its way to an 8-4 record.
- ◆ He earned his Master's degree in Education with an emphasis on Sports Management from the University of Georgia in 1991.

**Mike MacIntyre Year-By-Year Coaching Record**

Season	School	Overall					Pac-12 Conference					Finish/Conf.
		W	L	Pct.	Pts	Opp	W	L	Pct.	Pts	Opp	
2010	San Jose State	1	12	.077	209	451	0	8	.000	160	295	9th/Western Athletic
2011	San Jose State	5	7	.417	294	364	3	4	.429	193	196	t-4th/Western Athletic
2012	San Jose State	10	2	.833	423	257	5	1	.833	251	156	t-1st/Western Athletic
2013	Colorado	4	8	.333	305	459	1	8	.111	183	398	6th/Pac-12 South
2014	Colorado	2	10	.167	342	468	0	9	.000	263	387	6th/Pac-12 South
2015	Colorado	4	9	.308	320	357	1	8	.111	177	291	6th/Pac-12 South
2016	Colorado	9	2	.818	390	203	7	1	.875	262	144	? /Pac-12 South
<b>Colorado Totals</b>		<b>19</b>	<b>29</b>	<b>.396</b>	<b>1357</b>	<b>1487</b>	<b>9</b>	<b>26</b>	<b>.257</b>	<b>885</b>	<b>1220</b>	
<b>Career Totals</b>		<b>35</b>	<b>50</b>	<b>.412</b>	<b>2283</b>	<b>2559</b>	<b>17</b>	<b>39</b>	<b>.304</b>	<b>1489</b>	<b>1867</b>	

As a graduate assistant at Georgia (SEC, 2 seasons, 1990-91) .....	14-9	1 bowl (1-0)	As an assistant at Mississippi (SEC, 4 seasons, 1999-2002) .....	31-20	3 bowls (2-1)
As an assistant at Davidson (1 season, 1992) .....	5-5		As an assistant at Dallas (NFL, 4 seasons, 2003-06) .....	34-32	2 playoffs (0-2)
As an assistant at UT-Martin (OVC, 4 seasons, 1993-96) .....	17-27		As an assistant at New York Jets (NFL, 1 season, 2007) .....	4-12	
As an assistant at Temple (Big East, 2 seasons, 1997-98) .....	5-17		As an assistant at Duke (ACC, 2 seasons, 2008-09) .....	9-15	

**COLORADO SUPERLATIVES UNDER MIKE MacINTYRE**

The home (listed first) and road/neutral bests in the Mike MacIntyre Era at Colorado (2013-present; \*—denotes school record):

<b>MOST FIRST DOWNS</b>	33 Nicholls State Sept. 26, 2015 39 *at California (2ot) Sept. 27, 2014	<b>MOST TOTAL OFFENSE</b>	636 Nicholls State Sept. 26, 2015 630 at California (2ot) Sept. 27, 2014	<b>FEWEST FIRST DOWNS ALLOWED</b>	7 on two occasions (ISU, ASU 2016) 12 Colo. St. (Denver) Sept. 2, 2016	<b>LEAST TOTAL OFFENSE ALLOWED</b>	96 Idaho State Sept. 10, 2016 225 Colo. St. (Denver) Sept. 2, 2016
<b>MOST RUSHING YARDS</b>	390 Massachusetts Sept. 12, 2015 260 on two occasions (CSU, UO 2016)	<b>MOST POINTS</b>	56 Idaho State Sept. 10, 2016 56 at California (2ot) Sept. 27, 2014	<b>FEWEST RUSHING YARDS ALLOWED</b>	25 UCLA Nov. 3, 2016 93 at Stanford Oct. 22, 2016	<b>FEWEST POINTS ALLOWED</b>	0 Nicholls State Sept. 26, 2015 5 at Stanford Oct. 22, 2016
<b>MOST PASSING YARDS</b>	364 California Nov. 16, 2013 455 at California (2ot) Sept. 27, 2014	<b>MOST TIME OF POSSESSION</b>	36:36 Idaho State Sept. 10, 2016 41:05 at UCLA Oct. 31, 2015	<b>FEWEST PASSING YARDS ALLOWED</b>	40 Nicholls State Sept. 26, 2015 63 Colo. St. (Denver) Sept. 2, 2016	<b>HIGHEST PUNTING AVERAGE (3+)</b>	50.8 Oregon State Oct. 4, 2014 48.8 Massachusetts Sept. 6, 2014
<b>MOST OFFENSIVE PLAYS</b>	100 Washington State Nov. 19, 2016 114 at UCLA Oct. 31, 2015	<b>LONGEST SCORING DRIVE (TD; Yards)</b>	99 Arizona State Sept. 13, 2014 91 at Southern Cal Oct. 18, 2014	<b>FEWEST OFFENSIVE PLAYS ALLOWED</b>	55 Idaho State Sept. 10, 2016 57 at UCLA Nov. 2, 2013	<b>MOST TURNOVERS FORCED</b>	4 Central Arkansas Sept. 7, 2013 4 on three occasions (all in 2016)

**MIKE MacINTYRE VERSUS THE NATION**

School	W	L	Pts	Opp	School	W	L	Pts	Opp	School	W	L	Pts	Opp
Alabama	0	1	3	48	Louisiana Tech	1	2	118	126	Texas-San Antonio	1	0	52	24
Arizona	1	3	120	144	Massachusetts	2	0	89	52	Texas State	1	0	31	20
Arizona State	1	3	100	156	Michigan	0	1	28	45	UC-Davis	1	1	58	27
Boise State	0	1	0	48	Navy	2	0	39	24	UCLA	1	4	128	157
Brigham Young	1	1	36	43	Nevada	0	2	27	52	Utah	0	4	68	138
California	1	1	97	83	New Mexico State	2	1	108	60	Utah State	0	3	94	121
Central Arkansas	1	0	38	24	Nicholls State	1	0	48	0	Washington	0	2	30	97
Charleston Southern	1	0	43	10	Oregon	1	3	91	180	Washington State	1	1	41	51
Colorado State	5	1	207	140	Oregon State	2	2	112	99	Wisconsin	0	1	14	27
Fresno State	1	1	45	57	San Diego State	1	0	38	34	<b>Totals</b>	<b>35</b>	<b>50</b>	<b>2283</b>	<b>2559</b>
Hawai'i	2	2	76	108	Southern California	0	4	98	151					
Idaho	1	2	94	71	Southern Utah	1	0	16	11					
Idaho State	1	0	56	7	Stanford	1	3	40	124					

**MIKE MacINTYRE TEAMS / SITUATIONAL**

Category	W	L	Category	W	L	Category	W	L	Category	W	L
Overall	35	50	Ranked Teams (AP)	1	19	Overtime	1	3	Sunday	1	0
Home	20	20	Top 5 (0-0 vs. No. 1)	0	5	1 OT	1	1	Monday	0	0
Road	12	29	Top 10	0	7	2 OT	0	2	Tuesday	0	0
Neutral	3	1	Unranked Teams	34	31	3 OT	0	0	Wednesday	0	0
Bowl Games	0	0	As A Ranked Team	3	1	August	0	2	Thursday	1	1
Day Games	21	25	Pac-12 Conference Games	9	26	September	16	11	Friday	2	3
Night Games	14	25	Home	5	12	October	9	19	Saturday	31	46
Shutouts	2	1	Road	4	14	November	10	17	Eastern Time Zone	2	1
Scoring 50+ Points	3	1	Non-Conference	18	11	December	0	1	Central Time Zone	1	3
Scoring 20+ Points	31	26	At Colorado	10	3	January	0	0	Mountain Time Zone	18	23
Scoring <20 Points	4	24	7-Point Games Or Closer	12	19				Pacific Time Zone	14	21
Allowing <20 Points	17	2	At Colorado	5	10				Hawaii-Aleutian Time Zone	0	2

**POINT DIFFERENTIAL AT COLORADO**

Margin	1	2	3	4	5	6	7	8	9	10	11	12	13	14	15	16	17	18	19	20	21	22	24	25	27	28	32	32	34	37	41	48	49	52	Total	
Won	0	0	3	1	1	0	0	0	1	1	0	0	0	3	0	0	1	0	0	0	0	0	1	1	0	0	0	1	1	1	1	1	1	0	—	19
Lost	0	0	3	3	1	1	2	1	0	0	0	0	0	2	1	0	2	2	0	0	0	1	2	1	1	1	1	0	1	0	2	0	0	1	—	29

WHAT THEY'VE SAID ABOUT MIKE MacINTYRE

**ELI MANNING, New York Giants Quarterback**

*MacIntyre recruited Manning to Mississippi while on the Rebels' staff.*

"As good a coach as Mike MacIntyre is, he is an even better person. He recruited me to Ole Miss with a little help from my mother and father, and I was fortunate enough to work with him on both sides of the ball. He coached our wide receivers my freshman year, so I worked closely with him on our passing game, and then for the next two years I got to throw against his secondary every day in practice when he coached the defensive backs, which was invaluable in my preparation. He's a great coach and a great recruiter, and he will not be outworked. I wish Mike all the best at CU."

**PATRICK WILLIS, San Francisco 49ers Linebacker**

*MacIntyre recruited Willis to Mississippi while on the Rebels' staff.*

"Coach MacIntyre is a great guy, a guy who knows how to recruit. A guy who knows how to get guys to play, get guys on one accord. He proved that at San Jose State this year, leading them to a great season. I'm really happy for him and I wish him the best of luck at Colorado."

**DUKE IHENACHO, Denver Broncos**

*MacIntyre coached Ihenacho at San Jose State*

"That's my guy, Coach Mac. CU has a good coach. They have a very passionate coach obviously. I think they got somebody that cares for the players and cares about

the program. I can't say [anything] but nice things and great things about Coach Mac because I played under him and he benefitted me. Coach Mac is a great guy and he is going to get that program on the right track."

**MARV SUNDERLAND, Tennessee Titans Scout**

*MacIntyre worked Sunderland when both were with the New York Jets*

"He's highly organized, a very good teacher, and a disciplinarian, but not in a nasty way, he commands it through respect. He's a very people-oriented type of person who will be a great recruiter for the University of Colorado. This man is a class guy."

**DAVID CUTCLIFFE, Duke Head Football Coach**

*MacIntyre worked for Cutcliffe at both Mississippi and Duke.*

"Congratulations to Coach MacIntyre and his family – the University of Colorado has hired an excellent coach and an even finer man. Obviously our history together runs deep, and I couldn't be happier for him, Trisha and their children. Plain and simple, Coach MacIntyre knows how to coach the game of football. It's in his blood. He understands the importance of the well-rounded student-athlete as well as the football program's place in the community. His success in three years at San Jose State is well-documented and his work as an assistant coach on both the collegiate and professional levels speaks for itself. But on top of all of his coaching excellence – and there is a great deal of that – Coach MacIntyre is a tremendous person."

THE CLASS OF '13

Ahead of the 2013 season, 31 programs including Colorado hired new head coaches, 14 of whom (denoted by an \*) were first-time head coaches on the collegiate level. Here's a look at the remaining 24 coaches that make up the "class of 2013" and their records through games of November 19:

Coach, School (2016 record)	W	L	Pct.
*Mark Helfrich, Oregon (4-7).....	37	15	.712
Gus Malzahn, Auburn (8-3).....	35	16	.686
*Rod Carey, Northern Illinois (4-7).....	34	19	.642
Skip Holtz, Louisiana Tech (8-3).....	31	20	.608
Tommy Tuberville, Cincinnati (4-7).....	30	21	.588
Butch Jones, Tennessee (8-3).....	29	20	.583
*P.J. Fleck, Western Michigan (11-0).....	28	21	.571
Matt Wells, Utah State (3-8).....	28	24	.538
*Matt Rhule, Temple (8-3).....	26	23	.531
Bret Bielema, Arkansas (7-4).....	25	24	.510
Willie Taggart, South Florida (9-2).....	23	25	.479
Dave Doeren, N.C. State (5-6).....	23	26	.469
*Kliff Kingsbury, Texas Tech (4-7).....	22	27	.449
Steve Addazio, Boston College (5-6).....	22	27	.449
*Brian Polian, Nevada (4-7).....	22	27	.449
<b>Mike MacIntyre, Colorado (9-2).....</b>	<b>19</b>	<b>29</b>	<b>.396</b>

Coach, School (2016 record)	W	L	Pct.
*Mark Stoops, Kentucky (6-5).....	18	29	.383
Rob Caragher, San Jose State (3-8).....	18	30	.375
Sonny Dykes, California (4-7).....	18	30	.375
*Sean Kugler, Texas-El Paso (3-8).....	17	31	.354
*Paul Petrino, Idaho (6-4).....	12	33	.267
*Paul Haynes, Kent State (3-8).....	12	34	.261
Doug Martin, New Mexico State (3-7).....	10	36	.217
<b>No longer with school (fired/hired elsewhere):</b>			
Gary Anderson, Wisconsin.....	19	7	.731
Bobby Petrino, Western Kentucky.....	8	4	.667
*Bryan Harsin, Arkansas State.....	7	5	.583
*Scott Shafer, Syracuse.....	14	23	.378
*Todd Monken, Southern Miss.....	13	25	.342
Ron Turner, Florida International.....	10	30	.250
Darrell Hazell, Purdue.....	9	33	.214
Trent Miles, Georgia State (2-8).....	9	38	.191

COACHES ON GAME DAY

The coaching staff, as always, is split between the sidelines and the press box. Head coach **Mike MacIntyre** wears a headset on the sideline; other full-time assistants on the sideline are defensive coordinator **Jim Leavitt**, defensive line coach **Jim Jeffcoat**, safeties coach **Joe Tumpkin**, co-offensive coordinator and receivers coach **Darrin Chiaverini**, offensive line coach **Klayton Adams** and running backs coach **Darian Hagan**. In the coaches booth are co-offensive coordinator **Brian Lindgren**, tight ends/H-backs coach **Gary Bernardi** and cornerbacks coach **Charles Clark**. All four graduate assistants are also in the press box: **John Hughes** and **Peter Tuitupou** (offense) and **Corey Edsall** and **Chidera Uzo-Diribe** (defense), as is **Nate Taye** (quality control/defense). On the sideline are the other quality control personnel, **Daniel DaPrato** (offense) and **Matt Thompson** (special teams). Colorado signals in plays when not brought in by substituting players on offense (signal on defense).

2016 COACHING CHANGES

There were two offseason staff personnel moves. **Darrin Chiaverini** was hired as co-offensive coordinator, receivers coach and recruiting coordinator (replacing Troy Walters, who moved on to an OC position with Central Florida). **Darian Hagan** was named running backs coach, essentially replacing the position on staff held by Toby Neinas, who was the special teams coordinator (those duties will be shared among the staff). **Klayton Adams** moved from coaching the running backs and tight ends to the offensive line, and **Gary Bernardi** switched over from the OL to the tight ends/H-backs. In addition, **Drew Wilson** was named CU's director of strength and conditioning in January. MacIntyre's first two staffs (2013, 2014) were the same.

➔ The CU staff has remained intact twice since **Bill McCartney's** 1988 and 1989 teams, in 2011-12 and 2013-14.

**FOURTH YEAR OFTEN A CHARM**

MacIntyre is the 11th coach in CU history (out of 25 full-time) who is coaching the school for a fourth consecutive season. He became the eighth of the 11 to lead CU to a winning season in their fourth year (one had a .500 mark and two others had losing records). The most dramatic fourth-year by a coach in the program came in 1985, when Bill McCartney's team went 7-5, equaling his win total for the first three years (7-25-1). He made the bold move in the offseason for the Buffaloes to switch to the wishbone on offense, which also helped the defense to improve dramatically. A look at Colorado's 11 coaches who coached the Buffs at least four straight years:

Head Coach	Inaugural Season	1st Yr Record	2nd Yr Record	3rd Yr Record	4th Yr Record	Notes
Fred Folsom.....	1895	5-1	5-0	7-1	4-4	Folsom would have a second run of four-plus straight years (1908-15)
Myron Witham.....	1920	4-1-2	4-1-1	4-4	9-0	School record for the most wins in a season at the time
Bunny Oakes.....	1935	5-4	4-3	8-1	3-4-1	Fourth team in '38 had to recover from the graduation of several key players, including Byron White
Dal Ward.....	1948	3-6	3-7	5-4-1	6-2-2	A 35-27 win over #20 Kansas in week three is Colorado's first-ever over a ranked opponent (AP poll)
Eddie Crowder.....	1963	2-8	2-8	6-2-2	7-3	Though team was denied a bowl invite, it was CU's most wins since a 9-2 mark in '61
Bill Mallory.....	1974	5-6	9-3	8-4	7-3-1	Buffs ascend to No. 3 ranking nationally with 5-0 start but couldn't maintain second half of the year
Bill McCartney.....	1982	2-8-1	4-7	1-10	7-5	CU earned the nation's Most Improved Team honor from the NCAA (+5½ over the '84 season)
Rick Neuheisel.....	1995	10-2	10-2	5-6	8-4	Buffs rebound from staying home in '97 postseason and trounce Oregon in Aloha Bowl
Gary Barnett.....	1999	7-5	3-8	10-3	9-5	Colorado wins Big 12 North for a second straight year with 7-1 league mark (14-2 still one of best in Big 12)
Dan Hawkins.....	2006	2-10	6-7	5-7	3-9	Two losses in five days to open the year on a sour note, with four losses overall by 8 points or less
Mike MacIntyre.....	2013	4-8	2-10	4-9	9-2	'16 Buffs now the third team in CU history to post a winning record in Year 4 after a sub-.500 Year 3

**COACH AT COLORADO ... LAND A MEDIA GIG POST-CAREER**

The last four CU head coaches all have or have had media gigs. **Rick Neuheisel** (1995-98) was a studio host on the Pac-12 Network for the network's first three years before moving on to CBS in 2015; **Gary Barnett** (1999-2005) was an analyst on Sports USA Radio and part of the lineup at SiriusXM, and now is tasked with replacing the legendary Larry Zimmer as analyst on CU's KOA-Radio team starting this fall; and **Dan Hawkins** (2006-10) is an analyst for ESPN and co-hosts a national radio show on SiriusXM with **Jack Arute**. And even **Bill McCartney** (1982-94) hosted a radio show in 2012 on 102.3 FM in Denver.

**JEFFCOAT ON PAC-12 ALL-CENTURY TEAM**

Two CU assistant coaches earned finalist status for the Pac-12 All-Century team announced in 2015, with defensive line coach **Jim Jeffcoat** named to the final team as one of five defensive ends for accomplishments at Arizona State as a player. Former receivers coach Troy Walters was one of 10 finalists at the receiver position for which he won the '99 Biletnikoff Award at Stanford; he was named offensive coordinator at Central Florida on December 4.

**JEFFCOAT'S PEDIGREE: RUSHING AND GETTING TO THE QB**

Defensive line coach **Jim Jeffcoat** recorded 102.5 quarterback sacks in his 15-year career in the National Football League (with Dallas and Buffalo), a number that still ranks 26th all-time in the NFL, which was 10th at the time he retired (though he might enjoy talking about his two career interceptions which he returned 65 and 26 yards, respectively, and both for touchdowns).

**TWO NEW TRADITIONS BEGUN IN 2013, THREE ADDED IN 2014**

Mike MacIntyre installed a couple of new traditions in 2013 when the team took the field. One player carries out a **toolbox** and another a **sledgehammer** (the players will vote on who gets the nod). MacIntyre did this at San Jose State with a sword (because they were the Spartans) and the sledgehammer. The toolbox is representative of the commitment the players have made to each other and the team as a whole; now, there aren't actual tools in the box, rather it contains "commitment cards" where each player wrote down something of significance he will do in the game. So when they view the toolbox during the game, it will serve as a reminder of that commitment. The sledgehammer goes to the big hit of the previous game (the biggest or most important "legal" hit – the play cannot draw a penalty). In 2014, the staff added the "special teams belt" which is awarded to the special teams player of the week, a buffalo head and midway through the season, added the **flags** of the United States and the state of Colorado. The special teams belt and the buffalo head were eliminated ahead of the 2016 campaign.

**BUFF ALUMNI IN THE FBS COACHING RANKS:** Brad Bedell ('99), OL, Arkansas State; **Ronnie Bradford** ('92), DB, USC; **Jason Burianek** ('02), HC, Missouri Baptist; **Darrin Chiaverini** ('98), ST, Texas Tech; **Cedric Cormier** ('01), WR, UNLV; **Rich Fisher** ('92), WR, Nebraska; **David Gibbs** ('90), DC, Houston; **Chris Naeole** ('96), Interim HC/OL, Hawaii; **Anthony Perkins** ('11), CB, Ohio; **Rod Perry** ('75), DB, Oregon State; **Pete Shinnick** ('86), HC, West Florida; **Steve Stripling** ('76), Assoc. HC/DL, Tennessee; Ryan Walters ('08), DB, Missouri. **IN THE FCS:** Brian Cabral, AHC/DC ('78), Indiana State; **Paul Creighton** ('03), UC Davis, TE; **Ty Gregorak** ('99), DC/LB, Montana; **Parker Orms** ('13), GA/CB, West Georgia; **Anthony Perkins** ('11), DB, Indiana State; **Jeff Smart** ('09), LB, Penn. **AND DOWN I-25 AT CSU-PUEBLO:** **Donnell Leomiti** ('95), DB.

**CROSBY WATCH**

**PK Mason Crosby** ('06) this year became the Green Bay Packers' all-time leading scorer both for the regular season and the regular and postseasons combined; he set the record with a 21-yard field goal late in the Packs' 27-17 win over Seattle on Sept. 20, 2015, his 13th point of the night (he made all four field goal tries in the game, including a 54-yarder, and an extra point). He now has scored **1,222** points in 153 regular season games and **118** in 15 playoff games for a total of **1,340** (through games of Nov. 20; he also has made an NFL record 20 straight field goals in the postseason). Crosby also holds both Packers' field goal marks (**254** regular season, 23 postseason); Ryan Longwell previously owned all marks (1,054/226 and 85/15). Crosby, of course, is CU's all-time leading scorer with 307 points.

➔ How many players have led a professional team and their college alma mater in scoring (regular season and playoffs combined)? The list is short (six including Crosby): **PK Jason Elam**, Denver Broncos/Hawaii (1,870/395); **PK Stephen Gostkowski**, New England Patriots/Memphis (1,384/369); **PK Martin Gramatica**, Tampa Bay Buccaneers/Kansas State (640/349), **WR Jerry Rice**, San Francisco 49ers/Mississippi Valley State (1,244/310); and **PK Jeff Wilkins**, St. Louis Rams/Youngstown State (1,300/373).

**ALL-TIME FWAA ALL-AMERICAN TEAM:** The Football Writers Association of America placed Crosby on the second-team of its All-Time All-America Team, announced in conjunction with the group's 75th anniversary in August 2015.



**HEAD COACHING FATHERS AND THEIR PLAYER SONS**

There have been **84** known players in Division I-A (FBS) history who have played for their head-coaching fathers in college, including **seven** active pairings, according to a survey of I-A sports information departments. The count includes CU head coach **Mike MacIntyre** and his oldest son, **Jay**; Colorado is one of a handful of schools to have it happen twice, as **Dan Hawkins** had son Cody on his CU teams from 2007-10.

Perhaps the most famous and best head coach father and son tandem in NCAA history is **Jim** and **Kevin Sweeney** at Fresno State. Kevin played for his father from 1982-86, when he became the first player in NCAA history to throw for 10,000 career passing yards (Jim was FSU's head coach for 19 years, retiring No. 17 on the all-time win list with 200 in his 32-year coaching career).

**Note:** another famous combo was at Marshall, when they were a I-AA powerhouse just before moving up to I-A, **Todd Donnan** started at QB for his father, **Jim**, in 1993-94.

**A FIRST?** We polled the nation on two occasions, and no other instance has yet to turn up where a head coach had his father as a head coach in college and then had a son on a team that he is the head coach. But that appears to be the case with **Mike MacIntyre**, who was coached by his father **George** at Vanderbilt in 1984-85 and is now coaching his son, **Jay**, at Colorado.

There are currently **eight** schools where a player is playing for his head coach father, and in one case, two sons are (Iowa State). Here's a look at the all-time list of known head coaching father-player son pairings at the same school (#—denotes active in 2016):



MacIntyre "Row" – Jay, Mike & George

School	Head Coach	Son (Position)	Years	School	Head Coach	Son (Position)	Years
Alabama-Birmingham	Watson Brown	*Steven (WR)	2005-06	Michigan	Lloyd Carr	Jason (QB)	1994-95
Arizona State	Frank Kush	*Danny (PK)	1973-76	#Middle Tennessee	Rick Stockstill	Brent (QB)	2013-present
Arizona State	Larry Marmie	Larry Jr. (DB)	1989-91	Minnesota	Joe Salem	*Tim (QB)	1980-82
Arkansas	Bobby Petrino	Bobby (WR)	2009	Minnesota	Tim Brewster	Clint (QB)	2007
Arkansas	Bobby Petrino	Nick (QB)	2008-09	Mississippi State	Bob Tyler	Breck (WR)	1977-78
Army	Earl "Red" Blaik	*Robert (QB)	1949-50	North Texas	Todd Dodge	*Riley (QB)	2008-10
Army	Rich Ellerson	*Andrew (LS)	2011-13	Notre Dame	Ara Parseghian	Mike (RB)	1971-74
Ball State	Bill Lynch	Billy (WR)	1998-01	Notre Dame	Lou Holtz	Skip (WR)	1986
Ball State	Bill Lynch	Joey (QB)	2002	Ohio	Cleve Bryant	*Rodney (QB)	1989-90
Baylor	Bill Beal	*Phil (S)	1970-71	Oklahoma State	Bob Simmons	Nathan (RB)	1996-99
Boston College	Steve Addazio	Louie (TE)	2012-15	#Old Dominion	Bobby Wilder	Derek (LB)	2015-present
BYU	LaVell Edwards	*Jimmy (WR)	1981, 84-86	Oregon	Jim Aiken	*James Jr. (RB)	1948
California	Jeff Tedford	Quinn (WR)	2008-09	Oregon	Rich Brooks	Brady (FS)	1988-89
Chicago, U. of.	Amos Alonzo Stagg	Amos Alonzo Jr.	1922	Oregon	Mike Bellotti	Luke (PK)	2003-07
<b>Colorado</b>	<b>Dan Hawkins</b>	<b>*Cody (QB)</b>	<b>2006-10</b>	Penn State	Joe Paterno	Jay (QB)	1986-89
<b>#Colorado</b>	<b>Mike MacIntyre</b>	<b>Jay (WR)</b>	<b>2014-present</b>	San Diego State	Tom Craft	Kevin (QB)	2005
Colorado State	Harry Hughes	William	1935, 37	South Carolina	Steve Spurrier	Scott (WR)	2006-09
Florida	Doug Dickey	Don (DB)	1975-76	SMU	Rusty Russell	*H.N. (QB)	1950-51
Florida State	Bobby Bowden	Jeff (WR)	1981-82	SMU	Phil Bennett	*Sam (LS)	2006-07
Fresno State	Jim Sweeney	*Kevin (QB)	1982-86	Southern Miss	Jim Carmody	Steve (C)	1982-83
Fresno State	Pat Hill	Zak (SS)	2007-09	Southern Miss	Jim Carmody	Keith (DT)	1985-86
Houston	Art Briles	Kendal (WR/QB)	2004-05	Tennessee	Robert Neyland	Bob, Jr. (HB)	1952
Illinois	Mike White	Chris (PK)	1983-85	#Tennessee	Butch Jones	Alex (K)	2015-present
Indiana	Lee Corso	*Steve (SE)	1979-80	Texas	Fred Akers	Danny (QB)	1983-85
Iowa	Bob Comings	*Bobby Jr. (QB)	1977-78	Tulsa	Glen Dobbs	Glenn III (QB)	1963-67
Iowa	Kirk Ferentz	*Brian (OL)	2002-05	Tulsa	Glen Dobbs	Johnny (QB)	1966-68
Iowa	Kirk Ferentz	James (C)	2009-12	Tulsa	John Cooper	John, Jr. (DB)	1981-84
#Iowa	Kirk Ferentz	Steve (OL)	2012-present	USC	John McKay	*John, Jr. (WR)	1972-74
Iowa State	Jim Criner	Mark (LB)	1986	USC	Larry Smith	Corby (QB)	1992
Iowa State	Paul Rhoads	Jake (WR)	2013-15	Utah	Kyle Whittingham	Tyler (DB/ST)	2010-11
Iowa State	Paul Rhoads	Wyatt (WR)	2015	#Utah	Kyle Whittingham	Alex (LB)	2014-present
Kansas State	Jim Dickey	*Darrell (QB)	1979-82	Utah State	Gary Andersen	Keegan (TE)	2010-12
Kansas State	Bill Snyder	*Sean (P)	1991-92	<b>Vanderbilt</b>	<b>George MacIntyre</b>	<b>*Mike (DB)</b>	<b>1984-85</b>
Kentucky	Hal Mumme	Matt (QB)	1997-98	Virginia Tech	Frank Beamer	*Shane (LS/WR)	1996-99
Louisiana Tech/Mississippi	%Billy Brewer	Brett (P)	1980-84	Wake Forest	Jim Caldwell	Jimmy Caldwell (WR)	1999
Louisiana-Lafayette	Rickey Bustle	Brad (OG)	2006-09	Washington State	Mike Price	*Aaron (PK)	1991-93
#Louisiana-Lafayette	Mark Hudspeth	Gunner (QB)	2015-present	West Virginia	Bobby Bowden	*Tommy (WR)	1973-75
Louisiana-Monroe	Pat Collins	*Mike (C)	1981-82	West Virginia	Bobby Bowden	Terry (RB)	1975
Maryland	Jerry Claiborne	Jonathan (S)	1975-77	Western Michigan	Bill Cubit	*Ryan (QB)	2003-06
#Massachusetts	Mark Whipple	Austin (QB)	2014-present	Wisconsin	Gary Andersen	Chasen (LB)	2014
Memphis	Rip Scherer	Scott (QB)	1998-00				
Memphis	Tommy West	Turner (WR)	2006-09				
Miami, Fla.	Dennis Erickson	Bryce (QB)	1993				
Miami, Fla.	Randy Shannon	Xavier (C)	2008				

\*—denotes started/first-team (at some point when father was head coach at the time; in some cases, they became the starter after the father moved on). %—The elder Brewer moved on to Mississippi in 1983 and son followed.

While this is the second time that CU has had the head coach father-player son active combo, the Buffaloes have seen it against them in the past. Iowa State (**Criners**), Kansas State (**Dickeys, Snyders**), Oklahoma State (**Simmons**) and perhaps one of the most famous father-son duos, **Lee** and **Steve Corso** at Indiana. When confirming with Lee, he was pretty proud that Steve caught the game winning TD in a 36-30 win against Kentucky his senior year, and reminded us that he had two pretty good games against Colorado (5 catches for 87 yards in a 17-16 CU win in 1979, and 3-for-38 in a 49-7 Indiana win in 1980).

**CAREER GAMES PLAYED/STARTED CHART**

Listed below are the career games played/started for the players on the 2016 Colorado Buffaloes. The players on the opening day roster collectively have played in **1,072** games, with **412** starts, both all-time highs for any returning Colorado team. Other recent years: **824/327** (2015), **904/314** (2014), **896/268** (2013), **674/223** (2012), **890/303** (2011), **877/313** (2010), **847/236** (2009), **817/277** (2008), **853/251** (2007) and **1,053/295** (2006). The list for 2016:

Player	G	GS	Player	G	GS	Player	G	GS	Player	G	GS	Player	G	GS
ADKINS II	25	4	FIELDS	35	31	IRWIN, S.	47	17	MARKSBERRY	0	0	SHAW	0	0
AWINI	15	1	FISHER	23	1	JACKSON III	23	11	MATHEWES	11	1	SILZER	0	0
AWUZIE	45	39	FRANKE	20	1	JAN	7	0	McCARTNEY	26	24	SMITH	0	0
BAGBY	0	0	FRAZIER	36	6	JONES	0	0	McGARRY	0	0	STOLTENBERG	0	0
BALE	11	0	GALLOWAY	1	0	JULMISSE	11	0	MIDDLEMISS	2	0	SUTTON	6	0
BANDI	0	0	GAMBOA	24	22	KAFVALU	41	18	MILLER	0	0	TALIANKO	13	0
BENNIION	0	0	GEHRKE	10	1	KAISER	24	0	MOELLER	30	17	TALLEY	4	0
BERGNER	12	0	GILBERT	48	24	KEENEY	22	3	MONTEZ	9	3	THOMPSON	44	35
BISHARAT	11	0	GILLAM	36	24	KELLEY	47	35	NOYER	0	0	TONZ	7	0
BLACKMON	0	0	GONZALEZ	17	—	KINNEY	24	—	OLIVER	24	4	TREGO	5	0
BOATMAN	4	0	GORDON	0	0	KOUGH	30	22	OLUGBODE	46	34	TUGGLE	0	0
BOBO	36	14	GRAHAM	23	—	KRONSHAGE	32	13	ORBAN	21	0	TUILOMA	1	0
BOUNDS	9	0	GRUNDMAN	1	0	LAGUDA	24	11	PATTERSON	0	0	TUPOU	45	42
CALLAHAN	25	6	GRZESIEK	0	0	LEE	29	5	PORTER	0	—	UDOFFIA	0	0
CARRELL	24	23	HAIGLER	9	4	LEWIS, D.	11	0	PRICE	6	—	UMU	8	0
COCHRANE	1	0	HALL	4	0	LEWIS, T.	1	0	RAKESTRAW	0	0	VAUGHN	0	0
COLEMAN, D.	0	0	HASSELBACH	23	0	LINDSAY	36	15	RIPPY	6	0	WALKER	15	1
COLEMAN, T.	28	2	HILL	19	0	LISELLA II	11	5	ROBERTS	0	0	WIEFELS	18	2
COOPER	5	0	HOWARD	24	0	LIUFAU	40	37	ROSS	34	17	WITHERSPOON	34	19
DEMENT	0	0	HUCKINS	23	11	LOPEZ	14	0	SANDERS	0	0	<b>TEAM</b>	<b>1731</b>	<b>654</b>
ENTO	11	0	HUDSON	0	0	LYNOTT, Jr.	11	11	SANCHEZ	13	0	<b>2015 FINAL</b>	<b>1600</b>	<b>613</b>
EVANS	21	0	HUNTLEY III	10	0	MacINTYRE	23	10	SEVERSON	42	1			
FALO	16	0	IRWIN, J.	33	23	MAKA	0	0	SHAVER	35	4			

**LAST TRUE FRESHMEN TO START:** TB Patrick Carr, CB Nick Fisher, CB Isaiah Oliver, ILB Grant Watanabe (2015); WR Shay Fields, WR Donovan Lee, DE Christian Shaver, S Evan White (2014); TB Michael Adkins II, CB Chidobe Awuzie, DE Jimmie Gilbert, ILB Addison Gillam, QB Sefo Liufau, S Tedric Thompson, CB John Walker (2013); TB Donta Abron, CB Ken Crawley, DT Tyler Henington, TE Vincent Hobbs, DL Samson Kafovalu, S Marques Mosley, TB Christian Powell, DT Justin Solis, WR Gerald Thomas, DT Josh Tupou, CB Yuri Wright (2012); DB D.D. Goodson, CB Greg Henderson, OL Alex Lewis, WR Tyler McCulloch, OLB Juda Parker; S Kyle Washington (2011); SS Jered Bell one of four in 2010.

**LAST TRUE FRESHMEN TO START AT QUARTERBACK:** Sefo Liufau (2013), Tyler Hansen (2008), Craig Ochs (2000), Koy Detmer (1992). **IN A SEASON OPENER:** Has not occurred.

**LAST TRUE FRESHMEN TO START AT RUNNING BACK:** TB Patrick Carr (2015), Michael Adkins II (2013), Donta Abron, Christian Powell (2012); Darrell Scott (2008), Rodney Stewart (2008), Brian Lockridge (2007), Brian Calhoun (2002), Marcus Houston (2000). **IN A SEASON OPENER:** Kent Kahl (1991).

**LAST REDSHIRT FRESHMEN TO START:** OT Aaron Haigler, OG Tim Lynott, Jr., QB Steven Montez (2016); DT Jase Franke, LB Rick Gamboa, TE Dylan Keene, WR Jay MacIntyre, DE Michael Mathewes, WR Lee Walker (2015); DE Derek McCartney, FS Ryan Moeller (2014); TE Sean Irwin, CB John Walker (2013); C Brad Cotner, WR Nelson Spruce (2012); QB Nick Hirschman, TB Tony Jones, CB Josh Moten, C Daniel Munyer, OT Stephan Nembot, TE Kyle Slavin (2011).

**LAST PLAYERS TO START FOR THE FIRST TIME AS A SENIOR:** OLB David Goldberg, WR Logan Gray, FB Evan Harrington, DT Conrad Obi, DE Tony Poremba, OG Sione Tau (2011); TE Luke Walters (2010); TB Kevin Moyd, OLB Bryan Stengel (2009); WR Steve Melton (2008), TE Joe Sanders (2007).

**LAST PLAYERS TO START WHILE WALK-ONS:** FS Ryan Moeller (2014); FB Jordan Murphy (2013); WR Dusty Ebner, C Keenan Stevens (2009), WR Steve Melton (2008); ILB Jake Duren, SS D.J. Dykes (2007).

**STARTING STREAKS**

Through games of November 19, **SS Tedric Thompson** has made the most consecutive starts with 24, followed by **ILB Rick Gamboa** (22), **CB Chidobe Awuzie** (19) and **ILB Kenneth Olugbode** (17). **C Alex Kelley** had made the most consecutive starts entering the year with 25 and extended it one game until sitting out the Idaho State game with an ankle sprain.

**FOUR HAVE MADE FIRST CAREER STARTS IN '16**

In the season opener against Colorado State in Denver, two Buffaloes made their first career starts: **FS Afolabi Laguda** and **OG Tim Lynott, Jr.**; in game three at Michigan, **OT Aaron Haigler** made his first career start and **QB Steven Montez** did the same in week four at Oregon. **Historically:** 12 true freshmen have started from scrimmage for CU in a season opener: **TB Billy Waddy**, 1973 (at Louisiana State); **CB Victor Scott** and **OLB Scott Hardison**, 1980 (at UCLA); **HB Eric Bieniemy**, 1987 (vs. Oregon); **OG Clint Moore**, 1991 (vs. Wyoming); **ILB Jordan Dizon**, 2004 (vs. Colorado State); **CB Greg Henderson**, 2011 (vs. Hawaii); **CB Kenneth Crawley** and **WR Gerald Thomas**, 2012 (vs. Colorado State); **ILB Addison Gillam**, 2013 (vs. Colorado State); **WR Shay Fields** and **DE Christian Shaver**, 2014 (vs. Colorado State); add a 13th for the first play of the game/season on special teams (kickoff coverage team): **PK Kevin Eberhart** (2003, kicked off vs. CSU in Denver). **Colorado (4) and New Mexico (5) have the fewest first-time starters in the FBS in 2016.**

**ANNUAL FIRST-TIME STARTERS:** 1984 (29), 1985 (9), 1986 (15), 1987 (14), 1988 (16), 1989 (7), 1990 (16), 1991 (23), 1992 (15), 1993 (7), 1994 (6), 1995 (11), 1996 (8), 1997 (14), 1998 (27), 1999 (14), 2000 (16), 2001 (12), 2002 (16), 2003 (20), 2004 (12), 2005 (11), 2006 (24), 2007 (18), 2008 (15), 2009 (18), 2010 (21), 2011 (21), 2012 (21), 2013 (12), 2014 (14), 2015 (23); 2016 (4).

**23 PLAYERS HAVE SEEN FIRST CU ACTION IN 2016**

A total of **23** players have seen their first action in a CU uniform this year, **13** tasting their first action in the season opener against Colorado State, one of the lower numbers in recent years to appear in an opener (it was 18 in 2015). Seven followed suit in week two against Idaho State, one (**PK Davis Price**) in week four at Oregon and two against Oregon State. Here's the breakdown by class of those players (\*—mainly special teams duty):

- TRUE FRESHMEN (4):** TB Beau Bisharat, WR Johnny Huntley, CB Tony Julmisse, PK Davis Price
- REDSHIRT FROSH (11):** SN \*J.T. Bale, TE Chris Bounds, DB \*Lucas Cooper, OL Dillon Middlemiss, OL Aaron Haigler, WR Justin Jan, OG Tim Lynott, Jr., QB Steven Montez, DT Brett Tonz, DT Lyle Tuiloma, DL Frank Umu
- SOPHOMORES (5):** WR Xavier Cochrane, ILB Drew Lewis, TB Troy Lewis, S Daniel Talley, S \*Kyle Trego
- JUNIORS (3):** WR Kabion Ento, WR Danny Galloway, WR Sean Grundman. **SENIORS (0).**

Recent counts: **35** (2015), **26** (2014), **18** (2013), **26** (2012), **33** (2011), **26** (2010), **22** (2009), **30** (2008), **28** (2007), **19** (2006), **16** (2005).

**2016 PARTICIPATION CHART**

The participation chart for the 2016 Colorado Buffaloes; KEY: **S**—started; **✓**—played; **DNP**—dressed, but did not play; **INJ**—injured/illness; **SSP**—suspended; (—) denotes did not dress; \*—saw first action as a Buffalo in 2016:

Player	CSU	ISU	UM	UO	OSU	USC	ASU	STN	Ucla	UAWSU	UU
ADKINS	DNP	DNP	✓	DNP	✓	DNP	DNP	DNP	✓	✓	DNP
AWINI	INJ	INJ	INJ	INJ	INJ	INJ	DNP	✓	✓	✓	✓
AWUZIE	S	S	S	S	S	S	S	S	S	S	S
BAGBY	DNP	—	—	—	—	—	—	DNP	—	—	—
*BALE	✓	✓	✓	✓	✓	✓	✓	✓	✓	✓	✓
BANDI	DNP	—	—	—	—	—	—	—	—	—	—
BENNION	—	—	—	—	—	—	—	—	—	—	—
BERGNER	✓	✓	✓	✓	✓	✓	✓	✓	✓	✓	✓
*BISHARAT	✓	✓	✓	✓	✓	✓	✓	✓	✓	✓	✓
BLACKMON	DNP	DNP	DNP	DNP	DNP	DNP	DNP	—	—	—	—
BOATMAN	DNP	✓	—	—	✓	—	DNP	—	DNP	✓	DNP
BOBO	S	S	S	S	S	S	S	S	S	S	S
*BOUNDS	✓	✓	✓	✓	✓	✓	✓	ILL	ILL	✓	✓
CALLAHAN	✓	✓	✓	✓	✓	✓	✓	✓	✓	S	✓
CARROLL	—	—	—	—	—	—	—	—	DNP	—	—
CARRELL	S	S	S	S	S	S	S	S	S	S	S
*COCHRANE	—	✓	—	—	—	—	—	—	—	—	—
COLEMAN, D.	DNP	—	—	—	—	—	—	—	—	—	—
COLEMAN, T.	✓	✓	✓	DNP	✓	✓	✓	✓	✓	✓	✓
*COOPER	✓	✓	DNP	✓	✓	DNP	DNP	DNP	DNP	✓	✓
DEMENT	DNP	—	—	—	—	—	—	—	—	—	DNP
*ENTO	✓	✓	✓	✓	✓	✓	✓	✓	✓	✓	✓
EVANS	✓	✓	✓	✓	✓	✓	✓	✓	✓	✓	✓
FALO	SSP	SSP	SSP	✓	✓	✓	✓	✓	✓	✓	✓
FIELDS	S	S	S	S	S	S	S	S	S	S	S
FISHER	✓	✓	✓	DNP	✓	✓	✓	✓	✓	✓	✓
FRANKE	✓	✓	✓	✓	✓	✓	✓	✓	DNP	✓	✓
FRAZIER	✓	✓	✓	✓	✓	✓	✓	✓	✓	✓	S
*GALLOWAY	DNP	✓	—	—	—	—	—	—	—	—	—
GAMBOA	S	S	S	S	S	S	S	S	S	S	S
GEHRKE	DNP	✓	✓	DNP	✓	DNP	DNP	DNP	DNP	DNP	DNP
GILBERT	S	S	S	S	S	S	S	S	S	S	S
GILLAM	✓	✓	✓	✓	✓	✓	✓	✓	✓	✓	✓
GONZALEZ	✓	✓	✓	INJ	INJ	INJ	INJ	INJ	INJ	INJ	INJ
GORDON	SSP	SSP	SSP	SSP	SSP	—	—	—	—	—	—
GRAHAM	DNP	✓	DNP	✓	✓	✓	✓	✓	✓	✓	✓
*GRUNDMAN	DNP	—	—	—	✓	DNP	—	—	—	—	—
GRZESIEK	DNP	—	—	—	—	—	—	—	INJ	—	—
*HAIGLER	✓	✓	S	S	✓	✓	INJ	INJ	✓	S	S
HALL	—	✓	DNP	—	—	—	—	—	—	—	—
HASSELBACH	✓	✓	✓	✓	✓	✓	✓	DNP	✓	✓	✓
HELBIG	DNP	—	—	—	—	—	—	—	—	—	—
HILL	✓	✓	DNP	✓	✓	DNP	✓	✓	✓	✓	DNP
HOWARD	✓	✓	✓	✓	✓	✓	✓	✓	✓	✓	—
HUCKINS	INJ	✓	DNP	DNP	✓	DNP	✓	DNP	✓	S	✓
HUDSON	—	—	—	—	DNP	—	—	—	—	—	DNP
*HUNTLEY	✓	✓	DNP	✓	✓	✓	✓	✓	✓	✓	✓
IRWIN, J.	S	S	S	S	S	S	S	S	S	ILL	S
IRWIN, S.	✓	✓	✓	S	INJ	✓	✓	✓	✓	✓	✓
JACKSON	✓	✓	✓	✓	✓	✓	✓	✓	✓	✓	✓
*JAN	DNP	✓	DNP	—	✓	✓	✓	✓	✓	✓	✓
JONES	—	DNP	—	—	—	—	—	—	—	—	—
*JULMISSE	✓	✓	✓	✓	✓	✓	✓	✓	✓	✓	✓
KAFOVALU	S	S	S	S	S	✓	S	S	S	S	S
KAISER	✓	✓	✓	✓	✓	✓	✓	✓	✓	✓	✓
KEENEY	✓	✓	DNP	✓	✓	✓	✓	✓	S	✓	✓
KELLEY	S	INJ	S	S	S	S	S	S	S	S	S
KINNEY	✓	✓	✓	✓	✓	✓	✓	✓	✓	✓	✓

Player	CSU	ISU	UM	UO	OSU	USC	ASU	STN	Ucla	UAWSU	UU
KOUGH	S	S	S	S	S	S	S	S	S	S	INJ
KRONSHAGE	S	S	✓	✓	S	S	S	S	S	INJ	DNP
LAGUDA	S	S	S	S	S	S	S	S	S	S	S
LEE	✓	✓	✓	✓	✓	✓	✓	DNP	DNP	S	✓
*LEWIS, D.	✓	✓	✓	✓	✓	✓	✓	✓	✓	✓	✓
*LEWIS, T.	DNP	✓	DNP	DNP	—	—	—	—	—	—	—
LINDSAY	S	S	✓	S	S	S	S	S	✓	S	S
LISELLA	INJ	INJ	INJ	INJ	INJ	INJ	INJ	INJ	INJ	INJ	INJ
LIUFAU	S	S	S	INJ	INJ	✓	S	S	S	S	S
LOPEZ	DNP	DNP	DNP	—	—	—	—	—	—	—	—
*LYNOTT	S	S	S	S	S	S	S	S	S	S	S
MacINTYRE	S	S	S	✓	S	S	S	✓	S	S	✓
MAKA	DNP	—	—	—	—	—	—	—	—	—	—
MARKSBERRY	—	DNP	—	DNP	DNP	—	DNP	DNP	DNP	—	—
MATHEWES	DNP	✓	DNP	DNP	✓	DNP	DNP	DNP	DNP	DNP	DNP
McCARTNEY	S	INJ	S	INJ	INJ	INJ	INJ	INJ	INJ	INJ	INJ
McGARRY	DNP	—	—	—	—	DNP	—	DNP	—	—	—
MEEK	—	—	—	—	—	—	—	—	DNP	—	—
*MIDDLEMISS	DNP	✓	DNP	—	✓	—	DNP	DNP	DNP	DNP	DNP
MILLER	INJ	INJ	INJ	INJ	INJ	INJ	INJ	INJ	INJ	INJ	—
MOELLER	✓	✓	✓	S	S	S	S	S	S	S	S
*MONTEZ	✓	✓	✓	S	S	S	DNP	DNP	✓	✓	✓
NOYER	DNP	DNP	DNP	DNP	DNP	DNP	DNP	—	DNP	DNP	DNP
OLIVER	✓	✓	✓	✓	✓	✓	✓	✓	✓	✓	✓
OLUGBODE	S	S	S	S	S	S	S	S	S	S	S
ORBAN	✓	✓	✓	✓	✓	✓	✓	✓	✓	✓	✓
PATTERSON	DNP	—	—	—	—	—	—	—	—	—	—
PORTER	DNP	—	—	—	—	—	—	—	—	—	DNP
*PRICE	DNP	DNP	—	✓	✓	✓	✓	ILL	DNP	✓	✓
RAKESTRAW	DNP	DNP	DNP	DNP	DNP	—	—	—	—	—	—
RIPPY	—	—	—	—	—	—	—	—	—	—	—
ROBERTS	DNP	—	—	—	—	—	—	—	—	—	—
ROSS	S	S	S	S	S	S	S	S	S	S	S
SANDERS	—	—	—	—	—	—	—	—	DNP	—	—
SEVERSON	✓	✓	✓	✓	✓	✓	INJ	✓	✓	✓	✓
SHAVER	✓	S	✓	✓	✓	✓	✓	✓	✓	✓	—
SHAW	—	—	—	—	—	—	—	—	—	—	—
SILZER	—	—	—	—	DNP	—	—	DNP	DNP	—	—
SMITH	—	DNP	—	—	—	—	—	—	—	—	—
STOLTENBERG	—	DNP	—	—	—	—	—	—	—	—	—
SUTTON	✓	✓	DNP	ILL	✓	DNP	DNP	DNP	DNP	✓	DNP
TALIANKO	✓	✓	✓	INJ	INJ	DNP	DNP	DNP	DNP	DNP	DNP
*TALLEY	✓	✓	✓	✓	INJ	INJ	INJ	INJ	INJ	INJ	—
THOMPSON	S	S	S	S	S	S	S	S	S	S	S
*TONZ	✓	✓	DNP	✓	✓	DNP	✓	DNP	DNP	✓	✓
*TREGO	INJ	✓	INJ	INJ	INJ	INJ	INJ	✓	✓	✓	✓
TUGGLE	DNP	—	—	—	—	—	—	—	—	—	—
*TUILOMA	—	DNP	—	—	✓	—	—	—	—	—	—
TUPOU	S	S	S	S	S	S	S	S	S	S	S
UDOFFIA	—	DNP	—	—	—	—	—	—	—	—	DNP
*UMU	DNP	✓	DNP	DNP	✓	✓	✓	✓	✓	✓	✓
VAUGHN	INJ	INJ	INJ	—	—	—	—	—	—	—	—
WALKER	INJ	INJ	INJ	DNP	✓	✓	✓	✓	✓	✓	✓
WIEFELS	✓	S	✓	✓	✓	✓	✓	✓	✓	✓	✓
WITHERSPOON	S	S	S	✓	S	S	S	S	S	S	S
<b>DRESSED</b>	<b>89</b>	<b>86</b>	<b>74</b>	<b>70</b>	<b>75</b>	<b>70</b>	<b>74</b>	<b>70</b>	<b>77</b>	<b>70</b>	<b>74</b>
<b>PLAYED</b>	<b>60</b>	<b>71</b>	<b>56</b>	<b>56</b>	<b>68</b>	<b>58</b>	<b>57</b>	<b>57</b>	<b>57</b>	<b>62</b>	<b>58</b>

Inactive For 2016: Eggers, Headley, Sanchez, Winfree.

**EXPERIENCE ANALYSIS**

A look at annual fluctuations in the percentage of upperclassmen starting games over the last decade or so at Colorado; in 2012, the Buffaloes started its fewest seniors believed ever (17.8%) and a record number of freshmen (28.0%; 21.6% true frosh). A year-by-year glance at starts by class since 1999:

Season	G	SR	JR	SO	FR (RS-True)	UpperCl%	Fr-Pct.
1999	12	115	42	86	21 (20-1)	59.5	8.0
2000	11	55	116	38	33 (15-18)	70.7	13.6
2001	13	102	95	83	7 (0-7)	68.9	2.4
2002	14	155	130	14	9 (0-9)	92.5	2.9
2003	12	105	49	78	32 (14-18)	58.3	12.1
2004	13	72	103	100	11 (0-11)	61.2	3.8
2005	13	116	112	48	10 (4-6)	79.7	3.5
2006	12	92	84	71	17 (11-6)	66.7	6.4
2007	13	89	106	38	53 (29-24)	68.2	18.5

Season	G	SR	JR	SO	FR (RS-True)	UpperCl%	Fr-Pct.
2008	12	106	54	63	41 (24-17)	60.6	15.5
2009	12	57	90	89	28 (24-4)	55.7	10.6
2010	12	82	111	37	34 (22-12)	73.1	12.9
2011	13	141	55	57	33 (10-23)	68.5	11.5
2012	12	47	84	59	74 (17-57)	49.6	28.0
2013	12	70	92	69	33 (2-31)	61.4	12.5
2014	12	83	50	96	35 (18-17)	50.4	13.3
2015	13	59	110	86	31 (25-6)	59.1	11.7
<b>2016</b>	<b>11</b>	<b>111</b>	<b>93</b>	<b>21</b>	<b>17 (17-0)</b>	<b>84.3</b>	<b>7.0</b>



**HISTORICALLY**

Colorado is in its second century of intercollegiate football, as the Buffaloes are in their 127th season of competition having played **1,222** games with an all-time record of **694-492-36**. CU currently stands 25th on the all-time win list and is 37th in all-time winning percentage (.583; the Buffs are 29th for those schools with 1,000 or more games played in Division I-A). Only 12 Division I schools have played more seasons of intercollegiate football than Colorado; Washington is the only Pac-12 school that matches CU's total of 127 (Cal is the only one who has played more games – 1,232), with only USC (821) and Washington (713) having won more games (CU is sixth in the league in winning percentage).

➔ In Boulder, the Buffs are **400-189-16** (.674) all-time and **308-169-10** (.642) in their 93rd season on the “hilltop” (Folsom Field).

**OVERTIME**

Colorado is 6-7 all-time in overtime games (3-4 at home); the Buffs became the 84th team in Division I-A to play an overtime game when it played its first ever extra session affair against Missouri in 1999. Here's a chart summarizing the Buffs in overtime (\*—denotes in Denver):

Date	Opponent	Score	Regulation	Coin Toss	Choice	---Total Yards---		Notes
						Offense	Defense	
10-09-99	MISSOURI	W 46-39	39-39	Missouri	Defense	25	13	Ends with Kelly INT
11-26-99	NEBRASKA	L 30-33	27-27	Nebraska	Defense	9	25	CU trailed 27-3 early in 4th
11-09-02	at Missouri	W 42-35	35-35	Missouri	Defense	25	18	Ends with Mossoni FR
12-28-02	Wisconsin	L 28-31	28-28	Wisconsin	Defense	-2	5	Alamo Bowl
10-11-03	KANSAS	W 50-47	44-44	Colorado	Defense	25	7	Calhoun 3-25, TD rushing in OT
10-23-04	at Texas A & M	L 26-29	26-26	Colorado	Defense	14	33	First CU turnover in an OT ends it
10-07-06	BAYLOR	L 31-34 (3 OT)	17-17	Colorado	Defense	42	72	Ends in 3OT on Baylor INT
9-01-07	*Colorado State	W 31-28	28-28	Colorado	Defense	7	16	Eberhart kicks GWFG (35) after Wheatley INT
9-18-08	WEST VIRGINIA	W 17-14	14-14	Colorado	Defense	18	19	Goodman kicks GWFG (25) after WVU FG miss
9-10-11	CALIFORNIA	L 33-36	30-30	California	Defense	20	45	CU drives to CA4 but drive stalled
9-27-14	at California	L 56-59 (2 OT)	49-49	Colorado	Defense	46	34	CU drives to CA1 but failed on 4th down
10-25-14	UCLA	L 37-40 (2 OT)	31-31	Colorado	Defense	13	40	CU rallied from 31-14 down in 4th; two OT FGs
9-19-15	*Colorado State	W 27-24	24-24	Colorado	Defense	10	2	Gonzalez kicks GWFG (32) after Thompson FG block

**COMEBACK BUFFS**

Over the last 10 seasons, Buffs rallied to win from 10 or more points down 12 times, including twice under Mike MacIntyre, including rallying from its largest deficit ever against CSU. In 2014, UMass was up by 11 early in the second half after cashing in on a pick-six. Two of the rallies came from 17 down: in 2012, Washington State led, 31-14, early in the fourth quarter, but CU scored three straight TDs to close the game, capped by **QB Jordan Webb** scoring on fourth down from four yards out with 0:09 remaining; **PK Will Oliver** added the game winning PAT. In 2007, the Buffs got the best of No. 3 Oklahoma when **PK Kevin Eberhart** capped a run of 20 straight points with a 45-yard field goal for a 27-24 win. Eight have taken place in Boulder, a ninth (the first one) in Denver against CSU, and two on the road (the Washington State comeback was the largest fourth quarter comeback on the road CU has ever had).

**COLORADO COMEBACKS**

Trailed By	Time, Qtr.	Final	Opponent (Date)
14 ( 0-14)	2:44, 1Q	27-24	OT; Colorado State (Sept. 19, 2015)
11 (20-31)	12:24, 3Q	41-38	at Massachusetts (Sept. 6, 2014)
17 (14-31)	8:07, 4Q	35-34	at Washington State (Sept. 22, 2012)
11 ( 3-14)	3:47, 1Q	44-36	KANSAS STATE (Nov. 20, 2010)
10 (14-24)	10:40, 3Q	29-27	GEORGIA (Oct. 2, 2010)
10 ( 0-10)	0:00, 2Q	31-13	HAWAII (Sept. 18, 2010)
10 (21-31)	11:01, 4Q	35-34	TEXAS A&M (Nov. 7, 2009)
11 (13-24)	9:14, 4Q	28-24	IOWA STATE (Nov. 8, 2008)
14 ( 7-21)	7:29, 2Q	31-24	EASTERN WASHINGTON (Sept. 6, 2008)
11 (24-35)	0:23, 2Q	65-51	NEBRASKA (Nov. 23, 2007)
17 ( 7-24)	12:23, 3Q	27-24	OKLAHOMA (Sept. 29, 2007)
11 (17-28)	10:05, 3Q	31-28	OT; Colorado State (Sept. 1, 2007)

**LITTLE KNOWN RARITY**

In CU history, the Buffaloes have had a 100-yard rusher and receiver in the same game on **40** occasions (and are **30-10** in games when this occurs). It's happened four times this year (including two 100-yard rushers, **TB Phillip Lindsay**/**QB Sefo Liufau** and a 100-yard receiver, **WR Devin Ross** against Washington State. It's happened nine times overall with CU as a member of the Pac-12 (previously once each in 2011, 2012, 2013, 2014 and 2015). In 2001, the first time the same player had 100 yards in both in the same game at Colorado occurred when **TB Cortlen Johnson** had 172 rushing and 105 receiving at Iowa State. *A closer look at this unique list can be found on page 182 of the 2016 CU Information Guide & Record Book supplement.*

**FOLSOM FIELD CAPACITY SNAPSHOT**

Folsom Field's official capacity had been 53,613, expanded last in 2003 when 1,903 club seats and 41 suites were added in the east side stadium expansion; however, with CU's \$156 million Athletics Complex Expansion nearing completion and the northeast corner of the stadium and the north stands now redesigned, the new capacity now stands at **50,183**. Folsom is tied for the 18th oldest venue among the 128 NCAA Division I-A/FBS stadiums. It is the fourth oldest stadium in the Pac-12 Conference, as only Husky Stadium (Washington, 1920), Rose Bowl Stadium (UCLA, 1922) and Los Angeles Memorial Coliseum (USC, 1923) are older.

**CU FOOTBALL REMAINS SECOND MOST POPULAR PER-GAME SELL IN STATE**

The final home attendance figure for 2015 was **236,331**, an average of 39,389 for six home games, about 2,000 more than CU's 2014 average. It marked the 21st straight season that Colorado football was the second largest draw per game in the state behind the NFL Denver Broncos (and the 39th time in the last 41 years). The fledgling Colorado Rockies took over the second spot the two years they played at old Mile High Stadium, averaging in the mid-to-upper 50s in 1993 and 1994. The Broncos wrestled the state's top spot away from the Buffs permanently in 1975 after first doing so in 1969, with six years of see-sawing in-between (CU had been the state attendance leader since Folsom Field was built in 1924). CU continues to have the second largest public and overall season ticket base in the state (the count so far in 2015 is just under 25,000 when adding in 7,354 student holders to 17,299 public tickets (those tickets are purchased, just at a discounted rate). In 2015, CU was again first in the state in college football attendance for the **50th** straight year, ahead of Air Force (26,026; AFA was the last school top CU's figure, in 1965) and Colorado State (24,917); all had six games. The Broncos averaged 76,939 fans per game in 2014 and around the same this year; the Rockies averaged 31,334 this past summer.

**SCORING STREAKS**

The Buffs scored in a school record **242** consecutive games until Missouri ended the streak on October 25, 2008; it was first shutout loss since November 12, 1988 to Nebraska in Lincoln (7-0). The Buffs had scored in **94** consecutive road games (123 including neutral sites) as well as in 153 straight league games, all 103 in Big 12 play, including the four title games, and their final 50 in Big Eight competition, dating back to the '88 shutout at Nebraska. CU had scored in **150** straight games at home until Stanford shut out the Buffs, 48-0 on Nov. 3, 2012; the previous last shutout was a 28-0 loss to Oklahoma on Nov. 15, 1986. CU has been shutout just 10 times in its last **575** games (dating to October 5, 1968), but only six schools have administered them: Oklahoma (three times), Missouri (twice), Nebraska (twice), Louisiana State, Michigan and Stanford. Current streaks:

- CU has scored in **51** straight games overall; last shutout was at home against Stanford on Nov. 3, 2012 (a 48-0 loss).
- CU has scored in **156** straight games against non-conference opponents (last shutout: a 44-0 loss at home to LSU on September 15, 1979).
- The home shutout losses to Stanford ('12), Oklahoma in '86 and LSU in '79 are the only three times CU has not scored at Folsom Field over the course of the last **314** games (all the way back to 1963).

**SAFELY AHEAD**

The Buffs have been a virtual lock to win once they have a lead of two or more scores (nine-plus points) over the past 40-plus seasons. Since the 1976 opener, CU has protected a two-score lead **236** of **267** times, losing 28 and tying three when it blew the lead; a closer look (\*—Disneyland Pigskin Classic at Anaheim):

Date	Opponent	CU Lead (when)	Result	Date	Opponent	CU Lead (when)	Result
9/17/16	at Michigan	14 (21-7; 1st Quarter)	L, 28-45	09/23/06	at Georgia	13 (13- 0; 4th Quarter)	L, 13-14
11/13/15	SOUTHERN CALIFORNIA	14 (17-3; 2nd Quarter)	L, 24-27	10/23/04	at Texas A&M	12 (19- 7; 3rd Quarter)	L, 26-29 OT
11/01/14	WASHINGTON	10 (20-10; 2nd Quarter)	L, 23-38	11/01/03	at Texas Tech	14 (14- 0; 1st Quarter)	L, 21-26
09/27/14	at California	14 (28-14; 3rd Quarter)	L, 56-59 2OT	10/04/03	at Baylor	9 (23-14; 3rd Quarter)	L, 30-42
08/29/14	Colorado State (Denver)	10 (17-7; 3rd Quarter)	L, 17-31	11/11/00	Iowa State	11 (20- 9; 2nd Quarter)	L, 27-35
09/08/12	SACRAMENTO STATE	14 (14-0; 1st Quarter)	L, 28-30	09/02/00	Colorado State (Denver)	10 (24-14; 3rd Quarter)	L, 24-28
09/01/12	Colorado State (Denver)	11 (14-3; 2nd Quarter)	L, 17-22	10/23/93	at Kansas State	9 ( 9- 0; 2nd Quarter)	T, 16-16
10/01/10	WASHINGTON STATE	10 (27-17; 4th Quarter)	L, 27-31	09/18/93	at Stanford	10 (37-27; 4th Quarter)	L, 37-41
11/06/10	at Kansas	28 (45-17; 4th Quarter)	L, 45-52	09/15/90	at Illinois	14 (17- 3; 2nd Quarter)	L, 22-23
10/23/10	TEXAS TECH	10 (24-14; end 3rd Qtr)	L, 24-27	08/26/90	*Tennessee	14 (31-17; 4th Quarter)	T, 31-31
11/19/09	at Oklahoma State	11 (21-10; 3rd Quarter)	L, 28-31	09/27/86	ARIZONA	9 (21-12; 4th Quarter)	L, 21-24
10/10/09	at Texas	11 (14-3; 2nd Quarter)	L, 14-38	11/03/84	KANSAS	11 (27-16; 4th Quarter)	L, 27-28
11/28/08	at Nebraska	14 (14-0; 1st Quarter)	L, 31-40	10/16/82	at Oklahoma State	13 (13- 0; 1st Quarter)	T, 25-25
11/10/07	at Iowa State	21 (21- 0; 3rd Quarter)	L, 28-31	09/19/81	WASHINGTON STATE	10 (10- 0; 4th Quarter)	L, 10-14
09/08/07	at Arizona State	14 (14- 0; 2nd Quarter)	L, 14-33	10/10/79	OKLAHOMA STATE	20 (20- 0; 4th Quarter)	L, 20-21
10/28/06	at Kansas	9 ( 9- 0; 3rd Quarter)	L, 15-20				

Colorado has lost only 34 games (and was tied twice) dating back to 1980 when leading by *any* margin at any point in the fourth quarter or overtime. The most recent losses were last year, in the 38-31 loss to Arizona (led 24-17 entering the fourth) and in the 35-31 loss at UCLA (CU took a 31-28 lead early in the fourth); CU lost four games in 2014 where it had small fourth quarter advantages. The ties came against Tennessee in 1990 (31-31, after leading 31-17) and Kansas State in 1993 (16-16 after taking a late 16-13 lead).

- Colorado has won **120** of its last **141** games in which it at any point has held a two-score lead. A 2003 loss to Baylor snapped a 26-game winning streak in such situations on the road, and an overall streak of 49 consecutive wins from 1993 to 1999 was snapped by CSU in 2000. In this same span, **Colorado has rallied to win 38 games and tie two others dating back to 1981 after once trailing at some point in the fourth quarter** (not including coming from 27-3 down against Nebraska in 1999 before losing in OT). The most recent was the 41-38 win at Oregon on Sept. 24; CU had led most of the game but Oregon went ahead, 38-33, late in the third quarter. But a Steven Montez to Bryce Bobo 31-yard TD pass (and the two connecting again on the two-point conversion) were the only points in the fourth quarter and CU held the Ducks off for the win. Two of the biggest ones occurred in 2007: CU rallied from 28-17 down in the third and 28-25 in the fourth to defeat CSU 31-28 in overtime) and Oklahoma (down 24-7 late in the third, eventually tying the fourth largest comeback in school history in winning 27-24).

**INJURIES DOWN AFTER 2015 COUNT SIXTH-WORST IN LAST 30 SEASONS**

The injury bug hit the Buffs in 2015, as 10 positions had a starter miss at least one game due to injury. The injury bug avoided Mike MacIntyre's first two teams for the most part, but last year ('15) was a different story: the Buffs lost **93** full games from players who figured in the two-deep (or those who regularly rotated in at the skill positions), and **120** games overall by the entire team. Below are the worst regular seasons for injuries/illness for the CU program over the last 29 years (KEY: GL—Games lost to injury; GL/2—Games lost by 2-deep scrimmage players; MG—"Man games" as defined by as the total number of games if all players NOT ticketed to redshirt played every game; Pct. Lost – percentage of man games lost, knowing that in actuality, the number is higher as third-team players and reserves don't see that much action; 2/MG—2-deep man games, or starting 22 positions plus backups):

Season	G	GL	MG	Pct. Lost	GL/2	2/MG	Pct. Lost	Season	G	GL	MG	Pct. Lost	GL/2	2/MG	Pct. Lost
2008	12	121	1008	12.0	110	528	20.8	2012	12	108	984	11.0	71	528	13.4
2011	13	141	1066	12.8	115	572	20.1	2003	12	74	876	8.4	58	528	11.0
1998	11	101	864	11.7	89	484	18.4	1997	11	51	770	6.6	41	484	<b>8.5</b>
2000	11	101	880	11.5	82	484	16.9								
2010	12	103	924	11.1	88	528	16.7	<b>2016*</b>	<b>11</b>	<b>112</b>	<b>1001</b>	<b>11.2</b>	<b>63</b>	<b>495</b>	<b>12.7</b>
<b>2015</b>	<b>13</b>	<b>120</b>	<b>1053</b>	<b>11.4</b>	<b>93</b>	<b>572</b>	<b>16.3</b>	*—man-games for 2-deep include PK spot.							
2002	13	139	1118	12.4	80	572	14.0								

Dating back to 1987, only 10 times has CU lost over five percent of its "man game" count due to injury (1995-97-98-2000-02-03-08-10-11-12).

**BUFFS AGAINST THE BEST**

Here's a look at how CU has fared all-time against nationally ranked teams (*Associated Press* poll):

Games	All-Time Record	1989-2016 Record	Mike MacIntyre Record	Coach With The Most Wins
versus Top 5.....	12-54-2	8-22-1	0-3	5 / Bill McCartney
versus Top 10.....	25-91-3	14-37-2	0-4	8 / Eddie Crowder & Bill McCartney
versus Top 15.....	37-117-3	20-51-2	0-4	10 / Bill McCartney
versus Top 25.....	70-160-3	44-81-2	1-12	20 / Bill McCartney

CU played 21 ranked non-conference opponents (bowls included) as a member of the Big 12, going 9-12, the most wins over non-league ranked foes from 1996-2010.

**"OUTSIDE THE NINE DOTS"**

Some out of the ordinary records by the Buffs in some unique situations:

- ❑ Colorado is **83-42** against teams with three or more losses dating back to the 1985 season;
- ❑ Colorado is **80-45-1** in its last **126** games against schools that include the word "State" (dating to 1986);
- ❑ Colorado is **548-277-25** all-time in games played in the Mountain Time Zone (Colorado, Arizona, Montana, New Mexico, Utah, Wyoming)

**SIXTEEN TO THE HOUSE ON THE FIRST TRY WHEN IT COMES TO THEFTS & SCORES**

CU players have a penchant to return their first career interceptions for touchdowns, as since 1992, **16** Buffaloes have scored after stealing their first college pass. Sophomore **ILB Rick Gamboa** is the latest to join the club, snaring a batted pass and returning it 20 yards for a score against Oregon State on Oct. 1. **ILB Kenneth Olugbode** had the previous one, racing 60 yards for a score with his first pick in a 27-24 overtime win over Colorado State in 2015. That was the first in eight years, however, as the one previous came in 2007, when redshirt frosh **CB Jimmy Smith**, as his 31-yard return of a Joe Ganz pass cut Nebraska's lead over CU to 35-31 early in the second half and was the impetus to a 65-51 comeback win. Prior to that may have been the most spectacular of the lot: **ILB Marcus Burton** returned a pick 99 yards at Oklahoma State in 2005, preserving CU's shutout in the waning seconds of the game. Three did it in 2004: **OLB Brian Iwuh** did it off the bat when he made his first career pick and returned it 37 yards for what proved to be the winning touchdown against Colorado State in the season opener; a week later, **Joe Sanders**, plucked off a ball against Washington State and raced 51 yards for six, snapping a 3-3 deadlock in the process; then versus Texas, **CB Terrence Wheatley** plucked one off and ran 37 yards for six with his first theft. Two did it in 2001: **S Medford Moorer** picked off his first career pass and returned it 64 yards for a touchdown against Texas in the Big 12 Championship game, while **CB Donald Strickland** returned his first career pick 31 yards for a touchdown just one minute into the CSU game. Frosh redshirt **CB Phil Jackson** did it in 2000, as he returned his first career INT 28 yards for a TD against Washington. **SS Rashidi Barnes** had his first one in CU's win over CSU in 1997, returning it 26 yards for a score, rallying the Buffs into a 14-14 tie early in the second half. Barnes was the fourth Buff in a 14-game span to return a first career pick for a TD—**Marcus Washington** had a 95-yard theft for a score in the '96 Cotton Bowl against Oregon; **Vili Maumau** had a 33-yard interception for six (and a Hula dance) at Colorado State in 1996; and **Nick Ziegler** stole one for a 31-yard score against Washington in the '96 Holiday Bowl. In 1992, **Dwayne Davis** returned one 31 yards for a TD in a 21-20 win at Minnesota to start this amazing run.

➤ And two did it with their first **punt returns**: **Ben Kelly** (vs. Utah State in 1998) and **Jeremy Bloom** (vs CSU in 2002).

**BUFFALO DINOSAURS**

The longtime radio voice of the Buffs, **Larry Zimmer** wrapped up his career following the 2015 season, calling **486** CU games; a string of **251** in a row came to an end after he was hospitalized in October 2014 (he would miss the final six games of the season). He only missed 17 games overall; prior to the six due to illness, he had missed three bowls (two due to contracts forbidding teams to originate broadcasts), three regular season games due to travel conflicts and five road games this season; his 400th at CU was also the 1,000 of his professional career. At their current school, only Bob Robertson, Washington State (552 at the time) and Bill Hillgrove, Pittsburgh (535) had called more games than Zim, who was tied for fourth in the number of years calling major college football for the same team (42nd season) behind Robertson (49th), Hillgrove (46th) and Don Fischer, Indiana (43rd; South Carolina's Tommy Suggs was also in his 42nd year). In 2009, Zim was honored as the 15th recipient of the Chris Schenkel Award, which recognizes those who have enjoyed a long and distinguished career broadcasting college football at a single institution (he called a total of **570** college games, including 50 for Michigan and 34 for CSU).

**OTHER DINOSAURS**: **Jon Burianek**, who retired as senior associate AD in June 2006 and then briefly rejoined the department on a contract basis in 2013, worked **444** CU football games, including a run of **415** in a row (229 of which were at home). **SID Dave Plati** has worked **443** overall, including the last **401** (dating to the '83 finale); Darian Hagan in his second stint as an assistant coach, has been a part of **231** (85 as an assistant, 62 as a football staff member, 35 as the Alumni C-Club director and 49 as a player); and **Gary Barnett**, now an analyst with KOA, has worked **206** (106 as an assistant coach, 87 as head coach and 13 on the radio). The late **Fred Casotti**, the school's longtime SID and associate AD between 1952-87, witnessed 477 CU football games in person prior to his passing in 2001; included within that was a string of 268 in a row at one time at Folsom Field. The record by a coach is held by **Brian Cabral**, who, including his playing days (46 games), was a part of **340** CU games (the last 294 in a row); former facilities man **John Krueger** worked 325 in all (1980s to 2012). Then there are CU's "Super Twins," **Betty Hoover** and **Peggy Coppom**, who have been to all but handful of CU's home games – since 1940 (they turn 92 on Nov. 22). And the late **F.M. "Dutch" Westerberg** is the all-timer; the long-time season ticket holder saw *every* CU home game (**394** of 'em) from 1921 until 1999, when he passed away at the age of 94.

**STAT CREW**: **Jack Landon** (son of one-time presidential candidate Alf Landon) is in his 44th year as a member of the CU football stat crew; he joined the basketball crew in 1971 and then football two years later. Virginia did a survey on longest tenured state people, and Jack is 19th nationally.

**NFL SCOUT WATCH**

Colorado has 23 seniors on its 2016 roster, and if history holds, they will receive plenty of looks from scouts all around the National Football League; scouts/player personnel types pass through Boulder every season for a game and/or practice(s), with over three fourths of the league doing so on average every season. Thus far in 2016, **27** teams have scouted the Buffs in person at games: Arizona, Atlanta, Baltimore, Buffalo, Carolina, Chicago, Cleveland, Dallas, Denver, Detroit, Green Bay, Indianapolis, Jacksonville, Kansas City, Los Angeles, Miami, Minnesota, New Orleans, N.Y. Giants, N.Y. Jets, Oakland, Philadelphia, Pittsburgh, San Francisco, Seattle, Tampa Bay and Tennessee. Not including camps or practices, **828** scouts have attended Colorado games since 2000 (home, road and neutral sites). At the 2016 UCLA game in Boulder (Nov. 3), a record for a CU game occurred as there were 31 scouts from 20 teams were in attendance for the game.

**PLAYING ON SUNDAY: IN-THE-PROS**

There are **nine** former Colorado Buffaloes on National Football League rosters as of November 20; there were 10 on the rosters at the end of the 2015 season. Colorado has had **236** players all-time go on to make an active NFL roster and **266** all-time draft picks, which ranks as the fourth most among Pac-12 programs and the 22nd overall. CU had continually been one of the top 20 producers for the last quarter century of NFL talent and at one time in the late 1970's had the most active players (47) of any school in the nation. The last time Colorado was in the top 10 in players produced was in 2002, coming in 10th (29); nationally, CU was in the top four from 1996-99 (third in '09, fourth the other years). The active list (KEY: **Exp.**—denotes number of years in the league; **a**—active/physically unable to perform; **i**—on injured reserve; **p**—practice squad):



Player	Pos.	Team	Exp.
David Bakhtiari	OT	Green Bay Packers	3
Ken Crawley	CB	New Orleans Saints	R
Mason Crosby	PK	Green Bay Packers	9
Justin Drescher	LS	New Orleans Saints	6
<b>i</b> —Stephone Nembot	OT	Baltimore Ravens	R
Paul Richardson	WR	Seattle Seahawks	2
Jimmy Smith	CB	Baltimore Ravens	5
Nelson Spruce	WR	Los Angeles Rams	R
Nate Solder	OT	New England Patriots	5

**Waived In Camp/In-Season\***

Player	Pos.	Team	Exp.
Jered Bell	S	San Francisco 49ers	R
Jalil Brown	CB	Indianapolis Colts	5
Daniel Munyer	OG	Kansas City Chiefs	1
Christian Powell	RB	Pittsburgh Steelers	R
Will Pericak	DE	Seattle Seahawks	2

**COACHES**

Name	Pos.	Team	Tie To Colorado
Eric Bieniemy	RB	Kansas City	Player, 1987-90; Asst. Coach, 2000-02,'11-12
Joe Bleymaier	QC/Offense	Kansas City	QC/MacIntyre Staff, 2013-15

Tom Cable	OL/AHC	Seattle	Asst. Coach, 1998-99
Moses Cabrera	Str/Cond	New England	Asst. S&C Coach, 2010
Jim Caldwell	Head Coach	Detroit	Asst. Coach, 1982-84
Karl Dorrell	WR	N.Y. Jets	Asst. Coach, 1992-93, 95-98
Jon Embree	TE	Tampa Bay	Player '83-86/Asst. Coach '91-02 Head Coach 2011-12
James Hardy	Str/Cond Asst.	New England	Asst. S&C Coach, 2008-16
Nick Holz	QC/Offense	Oakland	Player, 2003-06
Vance Joseph	Def. Coord.	Miami	Player, 1990-94
Steve Marshall	OL	N.Y. Jets	Asst. Coach, 2000-01, 11-12
Chris Morgan	OL	Atlanta	Player, 1995-99
Robert Prince	WR	Detroit	Asst. Coach, 2010
Chris Wilson	DL	Philadelphia	Asst. Coach, 2000-04

**PLAYER PERSONNEL/DEVELOPMENT**

Name	Team	Tie To Colorado
Malcolm Blacken	Washington (Dir., PD)	Strength Coach, 2011-12
Jordan Dizon	Denver (Scout)	Player, 2004-07/Butkus runner-up
Dave McCloughan	Oakland (Asst., PP)	Player, 1987-90
Bob Morris	San Francisco (Scout)	Player, 1973-76
Matt Russell	Denver (Dir., PP)	Player, 1992-96/Butkus Award
Duke Tobin	Cincinnati (Dir. PP)	Player, 1992-93

**CANUCKS:** One former Buff is playing north of the border in the Canadian Football League. **CB Greg Henderson** is in his first year with the Montreal Alouettes (**OG Edwin Harrison** recently retired after spending six years with the Calgary Stampeders).

**DAD PLAYED ON SUNDAYS:** Seven players are the sons of former National Football League players: **DL Terran Hasselbach** (father Harald played with Washington and Denver); **ILB Drew Lewis/TB Troy Lewis** (father Will played with Seattle and is now the director of scouting for the Kansas City Chiefs); **OLB Derek McCartney** (father Shannon Clavelle, Green Bay); **QB Steven Montez** (father Alfred, Oakland); **CB Isaiah Oliver** (father Muhammad, five years with as many teams: Denver, Green Bay, Kansas City, Miami, Washington); and **ILB Jacob Stoltenberg** (father Bryan played with San Diego, N.Y. Giants and Carolina).

**COLORADO HIGH SCHOOL COACHES:** Five former Buffaloes are serving as high school head coaches in the state; the five who head prep programs: **Matt Flavin** (Buena Vista), **Phil Jackson** (Sierra), **Dave Logan** (Cherry Creek), **Vincent Smith** (Boulder) and **Scott Yates** (Kent Denver).

**ALL-TIME CU PRO NOTE:** How good was CU's 1994 offense? Ten of the 11 starters were drafted into the NFL (Tony Berti, Rae Carruth, Christian Fauria, Heath Irwin, Chris Naeole, Rashaan Salaam, Kordell Stewart, Bryan Stoltenberg, Derek West and Michael Westbrook), with the 11th signing as a free agent (Lepsis). All played, and three remain on NFL rosters some 11 years later. And six of the '94 defensive starters wound up playing professionally as well.

**O-LINEMEN PIPELINE TO THE NFL**

CU has been a solid conduit to the NFL League when it has come to offensive linemen and the research below indicates CU may very well be the place to go if an offensive lineman wants to take it to the next level. Dating back to the 1991 NFL draft, or the '87 recruiting class, 29 of 39 players who started at least two years on the Buff offensive line were either drafted or signed as free agents. The list is impressive (with three others who started just one season):

Player	Pos	Full Years As A Starter	NFL (Round or FA)	Player	Pos	Full Years As A Starter	NFL (Round or FA)
Stephane Nembot	OT	(4) 2012-15	Baltimore (FA)	Brad Bedell	G	(2) 1998-99	Cleveland (6)
Daniel Munyer	C/G	(3) 2012-14	Kansas City (FA)	Shane Cook	T	(2) 1998-99	New Orleans (FA)
David Bakhtiari	T	(3) 2010-12	Green Bay (4)	Ryan Johanningmeier	G/T	(3) 1997-98-99	Atlanta (FA)
Ryan Miller	G	(5) 2007-11	Cleveland (5)	Melvin Thomas	G/T	(3) 1995-96-97	Philadelphia (7)
Nate Solder	T	(3) 2008-10	New England (1)	Chris Naeole	G	(3) 1994-95-96	New Orleans (1)
Daniel Sanders	G/C	(3) 2006-08	St. Louis (FA)	Heath Irwin	G	(3) 1993-94-95	New England (4)
Edwin Harrison	G/T	(3) 2005-07	Kansas City (FA)	Bryan Stoltenberg	C	(4) 1992-93-94-95	San Diego (6)
Tyler Polumbus	T	(3) 2005-07	Denver (FA)	Derek West	T	(3) 1992-93-94	Indianapolis (5)
Brian Daniels	G	(4) 2003-06	Minnesota (FA)	Tony Berti	T	(2) 1993-94	San Diego (6)
Mark Fenton	C	(3) 2004-06	Denver (FA)	Jay Leeuwenburg	C	(3) 1989-90-91	Kansas City (9)
Clint O'Neal	T	(2) 2004-05	Washington (FA)	Mark VanderPoel	T	(3) 1988-89-90	Indianapolis (4)
Sam Wilder	T	(2) 2003-04	Dallas (FA)	Joe Garten	G	(4) 1987-88-89-90	Green Bay (6)
Marwan Hage	G/C	(3) 2001-02-03	Jacksonville (FA)	<b>One-Year Starters:</b>			
Wayne Lucier	G/C	(2) 2001-02	N.Y. Giants (7)	Tom Ashworth	T	(1) 2000	New England (FA)
Justin Bates	T/G	(3) 2000-01-02	Dallas (7)	Ben Nichols	G	(1) 1998	Atlanta (FA)
Andre Gurode	G/C	(3) 1999-00-01	Dallas (2)	Ariel Solomon	T	(1) 1990	Pittsburgh (10)
Victor Rogers	T	(3) 1999-00-01	Detroit (7)				

**A LONG LINE OF WALK-ONS HAVE RISEN TO FIRST-TEAM AT COLORADO**

After the NCAA reduced the number of scholarships from 95 to 85 (completed in 1992), more and more players have had to make their bones starting as walk-ons. Here's a short list (37 count) of some of the standout former and current walk-ons who rose to first-team status at Colorado:

Player	Pos	First Season	Letters	Notes
Willie Beebe	FB	1978	4L	Solid blocker who scored nine career touchdowns as a bruiser near the goal line
Kyle Rappold	NT	1985	3L	Known as the "trash compactor" for his stature, the Fort Lewis transfer clogged the run
Jeff Campbell	WR/KR	1986	4L	Earned scholarship second day of freshman camp; played five years in the NFL
Ken Culbertson	PK	1986	3L	Scored 98 points in CU's 11-0 run in '89 season, making 59-59 PAT and 11-17 FG
David Gibbs	CB	1986	4L	Solid corner and special teams performer, now coaching with NFL Kansas City Chiefs
Mark Henry	WR	1987	3L	Big play guy with 18 career catches for 416 yards, or 23.1 per catch
Robbie James	WR	1987	1L	Threw TD pass on third down FG fake at Oklahoma State to lead CU to 16-12 win in 1991
Charles Johnson	QB	1987	2L	Often subbed for an injured Darian Hagan, earning Orange Bowl MVP honors in '91 vs. Notre Dame
Erik Norgard	C	1987	2L	Walked on in the spring after transferring from Western Washington; All-Big 8 as a senior
Chris O'Donnell	LB/SN	1987	4L	Solid as a rock at long snapper on special teams all four years
Keith Miller	FB	1992	2L	From tiny Ovid, Colo., he was a solid blocking back. Now an opera singer with the MET.
Ryan Black	SS	1993	4L	Led team in tackles as a junior in 1996 with 154 (78 solo)
Ryan Sutter	FS	1993	3L	CU's all-time special team points leader, led Buffs in tackles (170, 98 solo) in 1997
Neil Voskeritchian	PK	1993	2L	Won the starting placekicker job in 1994, finished career ninth in scoring at CU (161 points)
Nick Pietsch	P	1996	4L	Led CU in punting in 1997-98-99, finished with a career average of 39.9
Beau Williams	TE	1998	2L	Primarily a blocking tight end, played a big role on CU's 2001 Big 12 title team
D.J. Hackett	WR	2001	2L	Walked on after CS-Northridge dropped football; led CU in receiving in '03, four-year NFL veteran
Tom Hubbard	FS	2001	2L	Defensive MVP of the 2004 Houston Bowl with two interceptions
Evan Judge	WR	2001	4L	Caught 69 balls for 903 yards to finish in top 20 in receiving yards
John Torp	P	2001	3L	Finished second for the '05 ray Guy Award; set a school records with 205 punts, 65 inside the 20
Paul Creighton	TE	2002	4L	Also saw action at FB, he primarily was a
Greg Pace	SN	2002	4L	Took over all special team snapping chores early as a freshman and handled through senior year
Joel Klatt	QB	2003	3L	Former infielder in Padres organization went on to set 44 CU passing and total offense records
Cody Crawford	WR	2004	3L	Has cracked the school's all-time lists in catches and yards
Jeff Smart	ILB	2005	4L	Earned a scholarship 3 games into the 2007 season, first LB to do so under Cabral; second most tackles by a WO
Scotty McKnight	WR	2006	4L	First freshman WR to ever lead CU in receiving (43-488, 4 TD), finished first in career receptions and third in yards
Aric Goodman	PK	2008	3L	In his first season, he was awarded a scholarship after making the game-winning FG versus West Virginia
Jason Espinoza	WR	2008	3L	Suffered two breaks to his collarbone in '08, playing briefly in-between; co-first team WR in '09
Dustin Ebner	WR	2009	3L	Primarily on special teams until his senior year, when he became a regular in the rotation and caught his first TD pass
Keenan Stevens	C	2009	2L	Pressed into duty in the season opener due to injury, he soon became a fixture and started 10 games
Alex Wood	FB	2009	2L	Hybrid tight end/fullback worked exceptionally hard and became the first player from Steamboat to start in decades.
Scott Fernandez	TE	2010	2L	Ascended to the top of the depth chart his senior year ('13); first career catch was fifth longest (71 yards vs.UA).
Travis Sandersfeld	DB (N)	2010	4L	One of the CUs top perennial special teams performers, he emerged as the starting nickel back for 5 games in 2010
David Goldberg	DE	2011	3L	Coaches cited how hard he worked daily in practice and assumed a starting spot midway through his senior year
Darragh O'Neill	P	2011	4L	Had more punts (74) than any other freshman at CU, with his 42.3 average second best by a frosh in the NCAA
Ryan Moeller	FS	2013	2L	Starred at Rifle HS in the middle of the Colorado Rockies, top special teams performer and had 14 UT in first start
Colin Johnson	H	2015	1L	He earned the holder position in spring drills

**THE VERTICAL GAME ... RETURNING?**

CU, as in the case with most teams, often is most dangerous on offense when the unit can strike for the big play both via the rush and pass. Colorado had 50 "explosion" plays in 2015, or ones that gained 20 or more yards; that's the most by a CU team since 2011. Here's a look at CU's 20-plus plays in recent memory, going back to 1994, when CU had a high of 76 plays over 20-yards, almost equal in nature (37 rush, 39 pass):

Season	Total	Rush	Pass	Season	Total	Rush	Pass	Season	Total	Rush	Pass	Season	Total	Rush	Pass	Season	Total	Rush	Pass
1994	76	37	39	1999	57	12	45	2004	48	13	35	2009	44	7	37	2014	48	12	36
1995	61	11	50	2000	38	8	30	2005	54	16	38	2010	43	11	32	2015	50	15	35
1996	64	12	52	2001	58	21	37	2006	35	18	17	2011	56	14	42	<b>2016</b>	<b>50</b>	<b>14</b>	<b>36</b>
1997	46	9	37	2002	58	35	23	2007	58	18	40	2012	36	9	27				
1998	40	11	29	2003	47	5	42	2008	40	8	32	2013	42	5	37				

**99 IS SO NICE**

Colorado scored for the seventh time in its history on a 99-yard drive to close out the scoring in the 2015 Arizona State game. **TB Christian Powell** started it with a 42-yard burst from the CU 1, and a Sefo Liufau-to-Nelson Spruce touchdown pass covering 31 yards ended the seven play march over a gassed ASU defense. CU covered the 99 yards in the third fewest plays of the seven, and it was just the second to occur in Boulder:

<b>99</b> —vs. Northwestern at Evanston, Sept. 29, 1951 (6 plays)	<b>99</b> —vs. Oklahoma at Norman, Oct. 19, 1991 (8 plays)	<b>99</b> —vs. Arizona State in Boulder, Sept. 13, 2014 (7 plays)
<b>99</b> —vs. Miami, Fla., at Miami, Oct. 13, 1961 (21 plays)	<b>99</b> —vs. Oklahoma at Norman, Oct. 19, 1991 (14 plays)	
<b>99</b> —vs. Iowa State in Boulder, Oct. 29, 1988 (8 plays)	<b>99</b> —vs. Oklahoma State at Stillwater, Oct. 27, 2001 (5 plays)	

**AROUND THE NATION**

Colorado has traditionally stocked its rosters primarily with players from three states: Colorado, California and Texas (74 percent of the entire roster—active, those reporting the first day of class and inactive—as of August 5: 86 of 116 players—includes others reporting later this summer). The roll call of state producers for the Buffaloes: California **42**, Colorado **35**, Texas **9**, Arizona **5**, Georgia **5**, Washington **4**, Florida **3**, Utah **3**, Hawai'i **2**, Arkansas **1**, Idaho **1**, New Jersey **1**, Oklahoma **1**, Oregon **1**, Pennsylvania **1**, Wisconsin **1**. That's **16** states total along **MEXICO (1)** that has produced the make-up of this year's team.

➔ **AROUND THE WORLD:** Four Buffaloes were born outside of the United States: **OL Mo Bandi** (India), **PK Diego Gonzalez** (Monterrey, Mexico), **OL Jonathan Huckins** (London, England), **C Alex Kelley** (Madrid, Spain; his parents were living there working as missionaries).

**BUFFS ON ESPN'S GAMEDAY**

Colorado has hosted ESPN's College GameDay three times (Sept. 23, 1995 vs. Texas A&M, Oct. 28, 1995 vs. Nebraska, Sept. 14, 1996 vs. Michigan); the Buffs have been the visiting team on three occasions as well (Oct. 29, 1994 at Nebraska, Sept. 30, 1995 at Oklahoma, Sept. 13, 1997 at Michigan).

## STAT SHOTS

Here are some interesting statistical bullets about Colorado football:

- ➔ **30+.** In its history, Colorado is **315-23-1** when scoring 30 or more points (**6-0** in 2016), along with records of **227-8** with 35-plus points and **210-6** with 36-plus, **187-4** with 38-plus and **119-2** with 43 or more tallies. The six losses with 35 more points came to Air Force (58-35 in 1968), Oklahoma (82-42 in 1980), Stanford (41-37 in 1993), Toledo (54-38 in 2009), Kansas (52-45 in 2010), Utah (42-35 in 2012) and California (59-56 in 20T in 2014). CU has played **1,222** games in its history, registering point totals of every number between 0 and 70 except 1 (duh!) and 68, and has hit 75 and 109 above that mark.
- ➔ Colorado is **114-106-3** in its last **223** league games: within this record is a 25-game span in which CU did not lose a conference game, the fourth longest streak all-time in the Big Eight (1958-1995). Colorado was 23-0-2 during that run. Colorado, however, is **12-41** as a member of the Pac-12.
- ➔ **30 points / 3 TDs.** Colorado has scored 30 or more points in **141** of its last **332** games, posting a **122-18-1** record; the Buffs have scored at least three touchdowns in **219** of these games dating to the start of 1989; in this time frame, CU is **26-95-2** when held to two or fewer touchdowns.
- ➔ For years, the mark of a strong CU team was that the Buffaloes routinely averaged six or more yards on first down. But the last time the Buffs averaged six or more for a season was in 2001, their Big 12 Championship year. Colorado did it six times between 1989 and 1997, including a team record best of 7.2 in both 1989 and 1994.
  - ➔ Since 1966, CU has averaged less than **4.3** just seven times (last in 2012) and less than 4.1 once—3.5 in 1979. In 2012, the Buffs averaged **4.25** yards on first down, their lowest number since that 3.5 figure in 1979.
  - ➔ In 2013, in MacIntyre's first season, the Buffs had their best average on first down in years: CU averaged **5.83**, their best since 2001 (6.7). In 2014, the average was **5.36** and last year climbed back to **5.76**.
  - ➔ In **2016**, the Buffs are averaging **6.28** per first down play (395 of them); CU hasn't averaged six or more yards since 6.7 in 2001.
- ➔ Dating back to the fifth game of the 1999 season, an OT win over Missouri, the Buffs have **58** scores by return, or non-offensive scores, in the last 18 seasons (highs of eight in 1999 and 2002). Since the '95 opener and including postseason, CU has 77 scores by return in **266** games (70 regular season, seven bowl). *Ten in the MacIntyre Era (5 in 2013, 2 in 2015, 3 in 2016).*
- ➔ **200/200.** Colorado has accomplished the 200 "double-double," that is 200 yards both rushing and passing **46** times in the last **293** games, dating to 1993), having accomplished it eight times under MacIntyre. CU averaged over 200 in each for the season in 1993, 1994 and in 2001 (and is threatening to do it a fourth this year. The Buffs are **46-6** since 1981 when they have reached the 200 plateaus in both and **54-9** overall. *Prior to '93, CU had accomplished the feat only 19 times in its first 929 games in its history.*
- ➔ **600+.** Colorado is **17-1** all-time in games when it has gained 600 or more yards on offense; the first loss was last year when the Buffs had 630 in the 59-56 double overtime loss at California on Sept. 27, 2014. CU is **2-0** under MacIntyre (Nicholls State, 2015; Washington State, 2016).
- ➔ **Grass.** Colorado is **86-91** in its last **177** games on grass, including a **55-53** mark at home, dating back to the 1999 season when Folsom Field converted back to grass (**7-1** on grass this season).
- ➔ **Artificial Turf.** Colorado is **98-59-3** in its last **160** games on non-grass fields dating back to 1989, including a **64-43-3** mark in conference games. CU is **2-1** this year (and **5-9** under MacIntyre).
- ➔ The Buffs have been a bit of an enigma on **third down** defensively dating back to 2003. That year, while opponents converted at an ordinary 34.6 percent clip (56-of-162), they gained 966 yards on those 56 makes, or an average of **17.3** per play; otherwise, CU allowed just 61 yards on the other 106 plays, or just 0.6 per. Those averages since: **14.1** (2004), **10.2** (2005), **12.0** (2006), **14.0** (2007), **9.7** (2008, the only time under 10 in this span); **15.7** (2009), **12.3** (2010), **13.7** (2011), **12.3** (2012), **11.2** (2013).
  - ➔ In **2014**, CU allowed just 15 plays of 20 yards or more on third down: opponents overall gained **949** yards on **70** makes (**13.6** per) and had a net **82** yards on the other **105** plays (**0.78**).
  - ➔ In 2015, CU allowed 17 plays of 20-plus; opponents gained **1,122** yards on **87** makes (**12.9**), but on the **119** misses, have just **45** total yards (**0.38** per).
  - ➔ This season, CU has allowed just nine third down plays of 20 yards or longer; the opponent has gained **314** yards on those (34.9 per); on the other **159** third down plays, they have gained **339** yards (**2.1** per).
- ➔ **No Turns or Sacks.** Dating back to 1972, Colorado is **17-2** in games when not allowing a sack or committing a turnover, winning twice this season, in back-to-back games against Massachusetts and Colorado State, the first time it has happened in back-to-back games. It now marks three times under MacIntyre (including the 2014 CSU game); previous to that was against Cal in 2011 (both were losses). The last win previously had come against Nebraska in 2007 (65-51). In these 19 games, the Buffs have outscored the opponent by **772-395**, with only four games decided by less than 17 points.
- ➔ **Turnover Free.** Colorado has played **78** turnover-free games dating back to the 1946 season, owning a record of **52-22-4** in those games (**2-1** in bowls). Under MacIntyre, CU is **6-3** in miscue-free contests (**3-0** in 2016).
- ➔ Between 2010 and 2013, opponents had **279** plays of 20 yards or more, earning a combined **8,651** yards (31.0 yards per); the average annually has always hovered around 30 yards, which makes sense since the cutoff is all plays of 20 yards or longer. But it's the count that's the concern: in 2008, opponents had just **44** plays of 20-plus, followed by **53** (2009) and **50** (2010); those counts ballooned to **75** in 2011 and **81** in 2012.
  - ➔ Under MacIntyre, the number has been dwindling: in his first season (2013) opponents had **73** plays of 20 yards or more (out of 924, 7.9%), netting **2,316** yards (**31.7** per); in 2014, opponents had **72** plays of 20-plus (8.5 percent of the 845 overall), with those collectively gaining **2,456** yards (1,472 pass/984 rush, **34.1** per). And in 2015, opponents had **65** plays of 20 or more yards (of 948, 6.9%, totaling **2,242** yards (still 34.5 per).
    - ➔ In 2016 (10 games), a noticeable difference: CU has allowed **44** plays of 20-plus for **1,389** yards (31.6 per, but 5.9% of plays yielding 39.2% of yards).
- ➔ The Buffs averaged **439.2** yards per game in 2014, in part thanks to a school record eight games in a row with **400** or more, with an average **284.6** yards through the air. Colorado has averaged 400 or more yards per game over the course of an entire season just 14 times, before 2014 last doing so in 2001 (434.4), with the school record of 495.3 set during the 1994 season; CU gained 400-plus yards in nine of 11 regular season games that year. The Buffaloes have averaged over 300 yards passing in a season just once – 303.5 – in 1996, and came close the year before (297.2) and in 1992 (297.4); otherwise, CU has thrown for 250 or more per game just three times including 2014.
  - ➔ In **2016**, CU is looking to rewrite or add to the above, averaging **478.3** yards per outing and **268.7** through the air after 11 games.
- ➔ Colorado rarely folds when the opponent is faced with a 3rd-and-20 or longer. Since Miami, Fla., converted on a 3rd-and-20 in its 35-29 win in Boulder in 1993, opponents are just **5-of-125** on 3rd-and-20 or more. The Buff defense had stopped the opponent 51 straight times until UCLA converted a 3rd-and-30 in 2003, and then 30 straight times before KU made good in '09; Stanford is the last to do it (2011; the opponent is now **0-of-24** since). The CU offense is **11-of-134** when it's faced with 3rd-and-20 plus in the same span.
- ➔ CU has scored in **36** of **44** quarters in 2016 (**42** of **56** in 2015), and in **143** of **192** under MacIntyre (73 percent).

**TRENDS**

**1985-2016**

Since 1985, when the Buffs returned to their traditional winning ways after six frustrating years, Colorado is **212-173-4**; in these 389 games spanning the last 32 seasons, CU has posted the following records (including bowls):

◆ with 400-plus yards total offense	124-35-2	◆ when holding opponent under 300 yards total offense	100-20-1
◆ with 500-plus yards total offense	63-10-0	◆ when leading at halftime	167-32-2
◆ when converting 50 percent or better on 3rd down	85-13-1	◆ when leading after three quarters	173-24-3
◆ when punting three or fewer times	73-26-1	◆ when scoring 24 or more points	173-43-2
◆ with zero turnovers (158-71-2 with two or fewer)	42-19-2	◆ when held to 13 points or less	4-59-0
◆ when holding opponent to 17 points or less	123-19-1	◆ when not committing a turnover or allowing a sack	17- 2-0
◆ when holding opponent under 100 yards rushing	106-14-1	◆ when holding edge in 1st downs & possession time	122-36-2

**TRENDS II**

**1989-2016**

Since 1989, when the Buffs became a regular in the national rankings for the next 16 seasons, Colorado has posted an overall record at **184-155-4**. Here are some trends during this time frame (343 games over the last 28 seasons, including bowls):

➤ when running more plays than the opponent	107-63-3	➤ when rushing for 200-plus yards	93-10-1
➤ with 400-plus yards total offense (58-10 with 500-plus)	110-35-2	➤ when rushing for 250-plus yards	63- 2-1
➤ when scoring 30 or more points	122-18-1	➤ when rushing for 300-plus yards	34- 0-1
➤ when leading in possession time (58-94-1 when not)	127-60-3	➤ when rushing and passing for at least 200 yards	44- 6-0
➤ when making 20-plus first downs	121-58-1	➤ when passing for 200-plus yards	104-83-2
➤ when converting 50 percent or better on 3rd down	71-11-1	➤ when passing for 300-plus yards (11-3-1 400-plus)	34-27-1
➤ when scoring first	117-42-1	➤ when passing for more yards than rushing	95-129-2
➤ with zero turnovers (141-95-2 with two or fewer)	36-18-2	➤ when holding edge in 1st downs & possession time	105-36-2
➤ when holding opponent to 17 points or less	98-13-1	➤ when holding edge in field position	139-40-1
➤ when holding opponent under 100 yards rushing	90-14-1	➤ when not committing a turnover or allowing a sack	16- 2-0
➤ when holding opponent under 300 yards total offense	78-15-1	➤ when out-rushing the opponent	149-21-3
➤ when average field position is CU 30+ (27-3 40+)	128-58-2	➤ when owning the edge in return yards	130-54-2
➤ when play selection is 50 percent rushing calls	151-48-2		

**TRENDS III**

**MacINTYRE ERA (2013-PRESENT)**

Mike MacIntyre took over the Buffalo program in 2013; here are some numbers through 48 games (**19-29** record):

<b>Category</b>		<b>Category</b>	
➤ when scoring 20 or more points (2-11 when not)	17-18	➤ when leading after three (1-25 trailing, 4-1 tied)	14- 3
➤ when scoring 30 or more points	14- 6	➤ when holding opponent under 70 plays	10- 8
➤ when scoring 40 or more points	12- 1	➤ when holding opponent under 100 yards rushing	6- 0
➤ when scoring 50 or more points	1- 1	➤ when holding opponent under 300 yards offense	10- 0
➤ when holding opponent to 17 points or less	11- 0	➤ when rushing for 200-plus yards	10- 4
➤ in games decided by 7 points or less	5-10	➤ when rushing for 250-plus yards (1-0 300-plus)	7- 0
➤ with two or fewer turnovers (6-3 with zero)	17-19	➤ when rushing for more yards than passing	7- 4
➤ when turnover margin was plus or even	16-11	➤ with a 100-yard rusher	8- 4
➤ when not throwing an interception or allowing a sack	4- 1	➤ when rushing and passing for at least 200 yards	7- 3
➤ when scoring first (4-21 when not)	15- 8	➤ when passing for 200-plus yards	14-20
➤ when running 90 or more plays	2- 6	➤ with 400-plus yards total offense	14-10
➤ when leading at halftime	13- 6	➤ with 500-plus yards total offense (2-1 with 600-plus)	9- 4
➤ when trailing at halftime (2-2 when tied)	4-21		

**TURNOVERS ARE INDEED COSTLY**

Most head coaches believe that when it comes to turnovers, they are one of the single most important factors in winning or losing ball games. Statistics back up the argument, as the below shows that it is definitely better to take than to give over the last 28 seasons. A closer look:

	Turnovers Committed	Turnovers Forced	+/-	Scoring Off Turnovers PF	PA	+/-
184 WINS	295	448	+ 153	1,449	623	+826
MacINTYRE ERA (19 WINS)	22	38	+16	109	65	+ 44
155 LOSSES (& 4 TIES)	368	238	- 130	561	1309	- 748
MacINTYRE ERA (29 LOSSES)	58	38	-20	80	259	- 179
<b>28-SEASON TOTALS (343 Games)</b>	<b>663</b>	<b>686</b>	<b>+ 23</b>	<b>2,010</b>	<b>1,932</b>	<b>+ 78</b>
MacINTYRE ERA (48 GAMES)	80	76	- 4	189	324	- 135

**POST BYE WEEKS**

Colorado is **26-21** in games following a bye week since 1948, when the Buffaloes joined the Big Seven Conference; CU stopped playing Denver in an annual Thanksgiving game that year and byes became much rarer. In fact, the Buffs had just five bye weeks between 1948 and 1984 (going 3-2; one was created in 1963 after the assassination of JFK). Since 1985, CU has had at least one bye in 29 of 32 seasons, with two weeks off 11 of those years and one season with three idle Saturdays (2001, due to the Sept. 11 terrorist attacks). CU is **23-19** in games following byes dating back to 1985, which includes a **1-4** mark as a member of the Pac-12 (losing to Arizona State in 2012, at Oregon State in 2013 and at USC and Oregon in 2014; and the first win over UCLA in 2016).

## 2016 ANNIVERSARIES

The annual listing of what happened years ago, or anniversaries of 5, 10 and 25-year increments:

- 1891** (Nov. 26) After going 0-4 in its first season of intercollegiate football the previous year, and dropping the first four games in '91, Colorado earns its first-ever win in the sport with a 24-4 win on the road against the Colorado Springs Athletic Association.
- 1896** Colorado records its first undefeated season with a 5-0-0 mark, outscoring the five opponents 161-6.
- 1901** After a one-year absence, Fred Folsom returns for his second of three stints as CU head coach, piloting the Buffs to a 5-1-1 mark.
- 1906** Colorado posts perhaps its weirdest record in its football history: 2-3-4, the four ties all of the scoreless variety. CU scored just 28 points but allowed only 32.
- 1911** The 105th anniversary of the third of three 6-0 teams in a row while establishing the school's all-time winning streak of 21 games between 1908 and 1912. Colorado outscores the six opponents 88-5, allowing one field goal on defense and a safety for the only points.
- 1916** The first year of the post-Fred Folsom Era, as CU's legendary coach retired following the 1915 season; Bob Evans takes over but the Silver & Gold go 1-5-1.
- 1921** (Oct. 29) CU travels its furthest east for a football game, some 926 miles, but lose 35-0 at the University of Chicago, then a powerhouse in college football; the only longer trip at the time in program history was a 1915 game against Washington in Seattle, 999 miles from the CU campus. Trains took CU to both locales.
- 1926** CU opens the year with four straight home games, only done three times since (1937, 1943 and 1978 – in all of which the first five were at Folsom Field).
- 1931** (Nov. 26) Colorado defeats Arizona in Tucson, 27-7, on Thanksgiving, the last time (and of three total) Thanksgiving Day games CU has played out of the state.
- 1936** (Nov. 7) **Byron White** sets a school record by scoring 25 points (4 TD, 1 PAT) in a 31-7 win at Utah. White sets up his All-America season the following year by rushing for 643 yards with 1,339 all-purpose yards and 10 touchdowns.
- 1946** Jim Yeager reassumes head coaching position after serving in World War II for two years. An Oct. 12 win at Wyoming (20-0) was played in a blizzard.
- 1951** (Nov. 17) Colorado drills Nebraska in Lincoln, 36-14, in the program's first-ever televised game. **Bill Stern** (play-by-play) and **Ray Michael** (commentary) call the game, produced independently and aired regionally on NBC.
- 1956** (Nov. 4) After giving Oklahoma fits most of the decade, the Sooners roll into Boulder ranked No. 1 in the nation, CU's first-ever against the No. 1 team, and it appears the Buffaloes might finally break through. CU builds a 19-6 halftime lead, only to see OU rally with 21 second half points for a 27-19 win. The Buffs go on to finish 4-1-1 in the Big 7, earning the invitation to the Orange Bowl where CU beat Clemson, 27-21, for the first bowl win in school history.
- 1961** Colorado won its first Big 8 Conference championship, its first league title since 1942 (when it shared the Mountain States crown). The two biggest wins were a 20-19 win over Kansas (after trailing 19-0 early in the fourth quarter), and a 7-6 win over No. 10 Missouri. A 7-0 win at Nebraska remains to this day one of the school's all-time defensive gems: the Buffs held Nebraska to 31 total yards and zero first downs. CU reached No. 6 in the polls but lost to No. 4 LSU in the Orange Bowl, 25-7. **Joe Romig** is named an All-American for the second straight year and earns the Rhodes Scholarship.
- 1966** Colorado finished second in the Big 8 Conference race with a 5-2 mark (7-3 overall), the two league setbacks by a combined three points, 11-10 at Oklahoma State and 21-19 against Nebraska. After losing 24-3 to open the season at No. 20 Miami, the Buffaloes bounce back and win at No. 10 Baylor, 13-7, in a game where CU was on a mission to win after its black players were subject to racist taunts, including on a pregame radio show piped into the team locker room.
- 1971** Artificial surfacing makes its debut in Boulder on Sept. 18 versus Wyoming, as an AstroTurf carpet blanketed Folsom Field; fittingly, it snowed two feet that day and likely prevented cancellation of the game. CU's stunning road upsets of No. 9 Louisiana State and No. 6 Ohio State paved the way for a 10-2 season, as the Big 8 owned the top three spots in the final Associated Press poll after the bowls. With Nebraska (#1), Oklahoma (#2) and Colorado (#3), it was the first and to date only time in history one conference has occupied all top three positions at the end of the year. **Charlie Davis** rushes for a then-record 1,386 yards for the season, including a still-record 342 against Oklahoma State on Nov. 13, while **Cliff Branch** returns an NCAA record four punts for touchdowns. CU caps its first 10-win season with a 29-17 win over No. 15 Houston in the Astro-Bluebonnet Bowl.
- 1976** It's the 40th anniversary of Colorado's second Big 8 Conference title with a 5-2 league record; the Buffs were tied with Oklahoma and Oklahoma State, but CU earned the title via tiebreaker by virtue of its wins over the Sooners (42-31) and Cowboys (20-10). Nine players off the '76 team would be selected in the following spring's NFL Draft, including five in the second round in an 18-pick span between Nos. 35 and 52.
- 1981** The Buffs were 3-8, winning their season opener (45-27 over Texas Tech), homecoming (11-10 over Oklahoma State) and season finale (24-21 against Kansas State). Coach **Chuck Fairbanks** would resign the following June 1 to take a similar job with the New Jersey Generals of the fledgling USFL.
- 1986** Fresh off a season where CU won the NCAA Most Improved Team Award (+5½ games over a 1-10 record in 1984), the Buffaloes open up a disappointing 0-4, the last three of those losses by a combined eight points. CU rallies to win its next five, including a 20-10 win over No. 3 Nebraska which many refer to as the "Turning Point" in the Coach **Bill McCartney** Era. That run set up a battle for first place in the Big 8 and the Orange Bowl berth that went with it against Oklahoma on Nov. 15. But the Sooners end the dream with a 28-0 win in Boulder, in a game where OU did not attempt a single pass.
- 1991** Colorado ties for a third straight Big 8 title with a 6-0-1 mark, as a Nov. 2 tie with Nebraska (19-19) ends a 19-game winning streak in conference play, dating back to the '88 finale. **Lamont Warren** rushes for 830 yards, to this day a single-season best by a CU freshman, and in one of the most daring personnel moves since the days of platoon football, coach **Bill McCartney** plays his starting quarterback, senior **Darian Hagan**, as the team's top punt returner so he can better showcase his talents for professional football.
- 1996** A 33-21 win over Washington gives CU a 10-2 record, its third consecutive 10-win season for the first time in school history. It was also the inaugural season of the Big 12 Conference, and Colorado won its first league game, 24-10, at Texas A&M in a game where the Buffs had the quickest score from scrimmage in their history: after **Ryan Sutter** recovered an A&M fumble on the opening kickoff, **Rae Carruth** scored on a 28-yard end around just 13 seconds into the game. **Koy Detmer** set a school record with 3,156 passing yards, and the 20-4 start over his first two seasons as a college coach by **Rick Neuheisel** ranks as one of the top 5 all-time in NCAA history.
- 2001** A Sept. 15 game at Washington State was cancelled due to the Sept. 11 terrorist attacks on the east coast. CU plays in its first Big 12 Championship game and wins the title with a 39-37 win over Texas in basically a road win at Irving; a 62-36 win over Nebraska the previous week gave the Buffs their first North Division title, as **Chris Brown** rushed for 198 yards and a school-record six touchdowns. **Daniel Graham** wins the John Mackey Award as the nation's top tight end, and is named the school's sixth unanimous All-American. No. 2 Colorado plays in its first (and only) BCS game, but loses to No. 3 Oregon 38-16 in the Fiesta Bowl.
- 2006** **Dan Hawkins** named 23rd full-time head coach at Colorado; **PK Mason Crosby** repeated as first-team All-American, as he was the first placekicker at CU to earn the honor even one time.
- 2011** Colorado officially becomes a member of the Pac-12 Conference, joining along with Utah what was previously known as the Pacific-10; both became members on July 1, 2011. CU wins league titles in men's and women's cross country and claims the postseason men's basketball championship by winning four games in as many days.



### COLORADO BY THE NUMBERS ALL-TIME HISTORIC

- 6-7** Colorado's record in overtime games (**0-0** this year).
- 8** The number of Buffaloes enshrined in the College Football Hall of Fame (six players: Byron White, Joe Romig, Dick Anderson, Bobby Anderson, Alfred Williams, John Wooten, Herb Orvis (to be inducted this December); and one coach: Bill McCartney)
- 16** The number of career interceptions by CU's all-time leader, **S John Stearns** (1970-72).
- 17-2** Colorado's record in games since 1972 when not committing a turnover or allowing a quarterback sack (**1-0** this year).
- 30-10** Colorado's record in games in its history when it has had a 100-yard rusher and a 100-yard receiver in the same game.
- 28** The number of national championships CU has won in its athletic history: 20 skiing, 7 cross country (5 men's/2 women's), 1 football.
- 30** The number of tackles by **LB Jeff Geiser** against Kansas State on Nov. 24, 1973, CU's single game record (5 solo, 25 assists).
- 30** The number of states CU has played a football game in with the most recent addition of Massachusetts in 2014
- 35** The number of career quarterback sacks by CU's all-time leader, **OLB Alfred Williams** (1987-90).
- 42-30** Colorado's all-time record in games decided by one (27-17) or two (15-13) points.
- 53** The number of all-time players who have rushed for 1,000 or more yards in a CU uniform (seventh in the NCAA).
- 55-19** Colorado's record in games against unranked teams in the month of November, dating back to 1989.
- 60** The length of the school record field goal **PK Mason Crosby** made against Iowa State in 2004.
- 62-36** The final score of CU's 2001 win over BCS No. 1 Nebraska, which earned the Buffs the Big 12 North title.
- 64** The length of the pass from **QB Kordell Stewart** to **WR Michael Westbrook** (via **WR Blake Anderson** tip), known as "The Catch" at Michigan.
- 67** The number of wins Colorado has over teams ranked in the Associated Press weekly polls (23rd most all-time; **44** since 1989, 18th most).
- 67** The length of **TB Charlie Davis'** TD run against Oklahoma State on Nov. 13, 1971, one that put him over the 1,000-yard mark for the season.
- 67** The length of **TB Rashaan Salaam's** TD run against Iowa State on Nov. 19, 1994, one that put him over the 2,000-yard mark for the season.
- 72** The number of yards that 64-yard pass was in the air, thrown from the CU 32 to four yards deep in the end zone to rally CU to a 27-26 win.
- 78-15-4** Colorado's record in games from 1989-96, the nation's fourth best overall record in the nation during that time frame.
- 93** The number of wins by Bill McCartney, CU's all-time winningest coach (93-55-5, 1982-94).
- 198, 6** The number of rushing yards and touchdowns, respectively, by **TB Chris Brown** against Nebraska on Nov. 23, 2001 in CU's 62-36 win.
- 227-8** Colorado's all-time record in games when it has scored 35 or more points (**314-22-1** with 30 or more points, with **120-2** with 43 or more).
- 237** The number of players from CU who have played in the National Football League, a top 20 figure nationally.
- 242** The number of consecutive games Colorado scored in between 1988 and 2008, the ninth-longest all-time in Division I football.
- 248** The number of national or regional regular season games CU has had on television since 1990, one of the top 10 figures in the nation.
- 284** The number of receiving yards by **WR Paul Richardson** (vs. California, Sept. 10, 2011), breaking the old mark of **222** first set by **WR Walter Stanley** (vs. Texas Tech, Sept. 12, 1981) and then matched by **WR Rae Carruth** (at Missouri, Nov. 2, 1996).
- 294** The number of career receptions by CU's all-time reception leader, **WR Nelson Spruce** (2012-15).
- 297** The number of times Colorado has been ranked in the Associated Press weekly poll (23rd most all-time).
- 308** The number of wins Colorado has at Folsom Field since it opened on Oct. 1, 1924 (299-158-10).
- 307** The number of career points by CU's all-time scoring leader, **PK Mason Crosby** (2003-06).
- 342** The number of rushing yards by **TB Charlie Davis** against Oklahoma State on Nov. 13, 1971, CU's single-game rushing record.
- 362** The number of all-purpose yards by **TB Rashaan Salaam** at Texas on Oct. 1, 1994, CU's single-game record (317 rushing, 45 receiving).
- 400** The number of home wins Colorado has in its history (combined between campus fields, Gamble Field and Folsom Field).
- 465** The number of passing yards by **QB Mike Moschetti** against San Jose State on Sept. 11, 1999, CU's single-game passing record.
- 486** The number of games announcer **Larry Zimmer** called on the radio for the Buffaloes, the most by anyone in CU history (retired after 2015).
- 493** The number of career tackles by CU's all-time leading tackler, **ILB Barry Remington** (1982-86).
- 533** The number of passing yards against Northeast Louisiana on Sept. 16, 1995, CU's single-game record.
- 551** The number of rushing yards at Arizona on Oct. 11, 1958, CU's single-game record.
- 694** The number of wins Colorado has in its history (25th most all-time).
- 767** The number of yards of total offense against San Jose State on Sept. 11, 1999, CU's single-game record.
- 1,149** The number of receiving yards by **WR Charles Johnson** in 1992, CU's single-season record.
- 1,222** The number of games Colorado has played in its history (127th season of intercollegiate football).
- 2,055** The number of rushing yards **TB Rashaan Salaam** had in 1994 (the fourth at the time with a 2,000-yard season), on his way to the Heisman.
- 3,156** The number of passing yards by **QB Koy Detmer** in 1996, CU's single-season record.
- 3,347** The number of career yards by CU's all-time receiving leader, **WR Nelson Spruce** (2012-15).
- 3,940** The number of career yards by CU's all-time rushing leader, **TB Eric Bienenmy** (1987-90).
- 5,345** The elevation in feet of CU's Folsom Field (field level), the third highest stadium elevation in the FBS (behind Wyoming and Air Force).
- 9,277** The number of career passing yards by CU's all-time passing leader, **QB Sefo Liufau** (2013-16).
- 10,146** The number of career yards by CU's all-time total offense leader, **QB Sefo Liufau** (2013-16).

### MONTHLY TAB

Colorado is **60-47-1** in their last **108** November games (**54-35** against all-comers aside from Nebraska, going **6-12-1** against NU in turkey month, and **55-19** against unranked teams). The Buffs are **62-38** in its last **100** September games, a pretty decent record considering the quality of non-conference schedule CU almost annually plays, and is **56-55-2** in its last **113** October games dating back to 1989. CU is **5-7** in December games since 1993, including bowls, and is **3-3-1** in August games in its history.

**PAC-12 BOWL AGREEMENTS FOR 2016**

Here are the Pac-12 bowl agreements that were signed ahead of the 2014 season and run through 2020 (unless the sun explodes and engulfs the Earth). Here's the conference's lineup for the 2016 bowl season:

- # 1 Rose Bowl presented by Northwestern Mutual (or Fiesta or Peach bowls, if the Pac-12 has team(s) in the top four for the CFB playoff; otherwise, champion will play in the Jan. 2 Rose vs. Big Ten/At-large)
- # 2 Valero Alamo (Dec. 29 vs. Big 12)
- # 3 National University Holiday (Dec. 27 vs. Big Ten)
- # 4 Foster Farms (Dec. 28 vs. Big Ten)
- # 5 Hyundai Sun (Dec. 30 vs. ACC)
- # 6 Royal Purple Las Vegas (Dec. 17 vs. MW or BYU)
- # 7 Cactus (Dec. 27 vs. Big 12)

**Note:** If the Pac-12 champion is in the top four of the College Football Playoff poll following the 2016 season it would vacate its spot in the Rose Bowl to participate in the CFP semifinals in either the Chick-fil-A Peach or Fiesta Bowl. The Rose Bowl would then fill the vacated spot with another Pac-12 team.

**RANKED "UNDEFEATEDS" FALL AT FOLSOM**

Eleven ranked, undefeated teams have lost their "0" in the loss column at Folsom Field since 1989. The last was Kansas in 2009, as the Jayhawks (5-0) hit town ranked No. 17 and lost 34-30. In 2007, Oklahoma (4-0) rolled in ranked No. 3 and left with a 27-24 setback; in 2002, Kansas State came to Boulder ranked No. 13 at 4-0 and lost, 35-31. Two bit the dust in 2001: Nebraska (11-0, No. 1 in the BCS and No. 2 in the polls) fell 62-36 game to the Buffs, as did Texas A & M (5-0, No. 20), 31-21. In 1998, No. 22 Texas Tech (6-0) lost 19-17; in 1995, No.3 Texas A&M (2-0) lost, 29-21; in 1994, No. 10 Wisconsin (2-0) was crushed, 55-17; and in 1990, No. 12 Washington (3-0) left a 20-14 loser. In 1989, No. 10 Illinois (2-0) lost 38-7 and No. 3 Nebraska (8-0) fell, 27-21. *(Not included is a 43-10 win over No. 23-FCS Charleston Southern in 2013, which came to Boulder with a 7-0 mark.)*

**STREAKING**

Colorado has active multiple win streaks going against nine Division I-A schools. The list: 5—Air Force; 4—San Jose State; 3—Minnesota, Utah State, Wyoming; 2—Colorado State, Iowa, Louisiana-Monroe, Massachusetts, Notre Dame and Oregon State. CU's longest current losing streaks are to Southern California (11), Washington (6), Missouri and Texas (5), and Arizona, LSU and Ohio State.

**THE PRIMO TWENTY-FOUR**

Colorado is one of just 24 schools in I-A/FBS history to be able to make the claim of winning (or sharing) a national championship and also having a Heisman Trophy winner. The criteria for national championship consideration included those crowned by the *Associated Press*, the coaches and the BCS; 30 total schools at one point in the past have been able to claim the throne. This prestigious short list (Alabama is the latest to join, doing so in 2009):

School	National Championships	Heisman Trophies	School	National Championships	Heisman Trophies
Alabama	1961-64-65-73-78-79-92-09-11-12-15	2009-15	Nebraska	1970-71-94-95-97	1972-83-2001
Army	1944-45	1945-46-58	Notre Dame	1943-46-47-49-66-73-77-88	1943-47-49-53-56-64-87
Auburn	1957-2010	1971-85-2010	Ohio State	1942-54-57-68-2002	1944-50-55-74-75-95-2006
Brigham Young	1984	1990	Oklahoma	1950-55-56-74-75-85-2000	1952-69-78-2003-08
<b>Colorado</b>	<b>1990</b>	<b>1994</b>	Penn State	1982-86	1973
Florida	1996-2006-08	1966-96-2007	Pittsburgh	1937-76	1976
Florida State	1993-99-2013	1993-2000-13	Syracuse	1959	1961
Georgia	1980	1942-82	Texas	1963-69-70-2005	1977-98
Louisiana State	1958-2003	1959	Texas A & M	1939	1957-2012
Miami, Fla.	1983-87-89-91-2001	1986-92	TCU	1938	1938
Michigan	1948-97	1940-91-97	UCLA	1954	1967
Minnesota	1936-40-60	1941	USC	1962-67-72-74-78-2003-04	1965-68-79-81-2002-04-05

Schools with national championships and no Heisman winner are Michigan State (2), Tennessee (2) and Clemson, Georgia Tech, Maryland and Washington (all 1).

**THE BUFFS & COLLEGE FOOTBALL HARDWARE**

Colorado is in an elite group when it comes to claiming college football's prestigious trophies dating back to the 1990 season. A proliferation of awards has emerged since the late 1980s, and the Buffs are near the top of the list when it comes to collecting these statues. CU has had seven different players win nine trophies over the last 26 seasons (1990-2015), the 15th most nationally when it comes to trophies (and tied for 15th in the number of *different* players who have been honored). The below postseason "hardware" count includes the Heisman Trophy and the Lombardi, Maxwell, Walter Camp, Butkus, Thorpe, O'Brien, Unitas, Groza, Biletnikoff, Doak Walker, Nagurski, Bednarik, Mackey, Tatupu (defunct), Ray Guy, Rimington, Lott, Hendricks, Hornung and Bullworth (on-field player awards only—for example, if the Draddy/Campbell was included, CU would have one more on each list; so players only, no coaches, no "fad" awards around for a year or two, and no Disney Spirit, Orange Bowl Courage and ARA Sportsmanship awards). The list of schools that have had winners between 1990 and 2015 (players only; LSU and Michigan players shared the 2004 Rimington Award and thus were both compensated for in the trophy count):

School	Players	Trophies	School	Players	Trophies	School	Players	Trophies	School	Players	Trophies
Florida State	12	22	<b>COLORADO</b>	<b>7</b>	<b>9</b>	Baylor	3	5	Purdue	3	3
Ohio State	12	21	Arizona	6	9	Tennessee	3	5	Utah	3	3
Texas	10	21	Georgia	5	8	Brigham Young	2	5	Louisiana Tech	2	3
Alabama	14	19	Iowa	8	8	Georgia Tech	4	4	Maryland	2	3
Oklahoma	11	18	Stanford	6	8	Kansas State	4	4	Virginia Tech	2	3
Miami, Fla.	9	17	Texas A&M	6	7	Oklahoma State	4	4	California	2	2
Penn State	9	17	Auburn	4	7	Minnesota	3	4	Missouri	2	2
Florida	8	15	Pittsburgh	3	7	Mississippi	3	4	Tulane	2	2
Michigan	8	15	Arkansas	4	6	Clemson	3	4	Virginia	2	2
Notre Dame	8	15	Boston College	3	6	Arizona State	2	4	Wake Forest	2	2
Nebraska	9	14	Oregon	2	6	Northwestern	1	4	West Virginia	2	2
Wisconsin	10	13	Texas Tech	5	5	Illinois	3	3	North Carolina	1	2
USC	7	12	TCU	4	5	Memphis	3	3	Temple	1	2
Louisiana State	7	11	Louisville	4	5	Michigan State	3	3	Cincinnati	1	1
UCLA	8	9	Washington	4	5	Oregon State	3	3	Colorado State	1	1
									East Carolina	1	1
									Fresno State	1	1
									Hawai'i	1	1
									Kentucky	1	1
									Marshall	1	1
									Mississippi State	1	1
									N.C. State	1	1
									Rutgers	1	1
									South Carolina	1	1
									Southern Miss	1	1
									Washington State	1	1
									Wyoming	1	1

2016 OPPONENT SCHEDULES & RESULTS

**COLORADO STATE (6-5)**

7	Colorado (Denver)	44
23	TEXAS-SAN ANTONIO	14
47	NORTHERN COLORADO	21
24	at Minnesota	31
17	↕ WYOMING	38
31	↕ UTAH STATE	24
23	↕ at Boise State	28
42	↕ at Nevada-Las Vegas	23
37	↕ FRESNO STATE	0
46	↕ at Air Force	49
49	↕ NEW MEXICO	31
N 26	↕ at San Diego State	

**OREGON (4-7)**

53	UC DAVIS	28
44	VIRGINIA	26
32	at Nebraska	35
38	◆ COLORADO	41
33	◆ at Washington State	51
21	◆ WASHINGTON	70
49	◆ at California (20T)	52
54	◆ ARIZONA STATE	35
20	◆ at Southern California	45
27	◆ STANFORD	52
30	◆ at Utah	28
N 26	◆ at Oregon State	

**ARIZONA STATE (5-6)**

44	NORTHERN ARIZONA	13
68	TEXAS TECH	55
32	at Texas-San Antonio	28
51	◆ CALIFORNIA	41
20	◆ at Southern California	41
23	◆ UCLA	20
16	◆ at Colorado	40
32	◆ WASHINGTON STATE	37
35	◆ at Oregon	54
26	◆ UTAH	49
18	◆ at Washington	44
N 25	◆ at Arizona	

**ARIZONA (2-9)**

16	Brigham Young (at Glendale)	18
31	GRAMBLING STATE	21
47	HAWAII	28
28	◆ WASHINGTON (OT)	35
24	◆ at UCLA	45
23	◆ at Utah	36
14	◆ SOUTHERN CALIFORNIA	48
10	◆ STANFORD	34
7	◆ at Washington State	69
24	◆ COLORADO	49
17	◆ at Oregon State	42
N 25	◆ ARIZONA STATE	

**IDAHO STATE (2-9)**

47	SIMON FRASER	3
7	at Colorado	56
7	at Oregon State	37
42	◆ SACRAMENTO STATE	34
20	◆ at Portland State	45
7	◆ at Northern Arizona	52
21	◆ NORTH DAKOTA	28
27	◆ SOUTHERN UTAH	52
44	◆ at Montana	62
17	◆ at Eastern Washington	48
28	◆ WEBER STATE	34

**OREGON STATE (3-8)**

23	at Minnesota	30
37	IDAHO STATE	7
24	BOISE STATE	38
6	◆ at Colorado	47
47	◆ at California (OT)	44
14	◆ UTAH	19
17	◆ at Washington	41
31	◆ WASHINGTON STATE	35
15	◆ at Stanford	26
24	◆ at UCLA	38
42	◆ ARIZONA	17
N 26	◆ OREGON	

**STANFORD (8-3)**

26	KANSAS STATE	13
27	◆ SOUTHERN CALIFORNIA	10
22	◆ at UCLA	13
6	◆ at Washington	44
16	◆ WASHINGTON STATE	42
17	at Notre Dame	10
5	◆ COLORADO	10
34	◆ at Arizona	10
26	◆ OREGON STATE	15
52	◆ at Oregon	27
45	◆ at California	31
N 26	RICE	

**WASHINGTON STATE (8-3)**

42	EASTERN WASHINGTON	45
28	at Boise State	31
56	IDAHO	6
51	◆ OREGON	33
42	◆ at Stanford	16
27	◆ UCLA	21
37	◆ at Arizona State	32
35	◆ at Oregon State	31
69	◆ ARIZONA	7
56	◆ CALIFORNIA	21
24	◆ at Colorado	38
N 25	◆ WASHINGTON	

**MICHIGAN (10-1)**

63	HAWAII	3
51	CENTRAL FLORIDA	14
45	COLORADO	28
49	◆ PENN STATE	10
14	◆ WISCONSIN	7
78	◆ at Rutgers	0
41	ILLINOIS	8
32	◆ at Michigan State	23
59	◆ MARYLAND	3
13	◆ at Iowa	14
20	◆ INDIANA	10
N 26	◆ at Ohio State	

**SOUTHERN CALIFORNIA (8-3)**

6	Alabama (at Arlington)	52
45	UTAH STATE	7
10	◆ at Stanford	27
27	◆ at Utah	31
41	◆ ARIZONA STATE	20
21	◆ COLORADO	17
48	◆ at Arizona	14
45	◆ CALIFORNIA	24
45	◆ OREGON	20
26	◆ at Washington	13
36	◆ at UCLA	14
N 26	NOTRE DAME	

**UCLA (4-7)**

24	at Texas A & M (OT)	31
42	UNLV	21
17	at Brigham Young	14
13	◆ STANFORD	22
45	◆ ARIZONA	24
20	◆ at Arizona State	23
21	◆ at Washington State	27
45	◆ UTAH	52
10	◆ at Colorado	20
38	◆ OREGON STATE	24
14	◆ SOUTHERN CALIFORNIA	36
N 26	◆ at California	

**UTAH (8-3)**

24	SOUTHERN UTAH	0
20	BRIGHAM YOUNG	19
34	at San Jose State	17
31	◆ SOUTHERN CALIFORNIA	27
23	◆ at California	28
36	◆ ARIZONA	23
19	◆ at Oregon State	14
52	◆ at UCLA	45
24	◆ WASHINGTON	31
49	◆ at Arizona State	26
28	◆ OREGON	30
N 26	◆ at Colorado	

KEY: ◆—Pac-12 Conference game; ↕—Mountain West game; ◆—Big Sky Conference game; ◆—Big Ten Conference game.

OPPONENTS & 2016 SCHEDULE TIDBITS

The 12 opponents on the 2016 Colorado schedule combined for a 90-65 record in 2015 (58.1 winning percentage); five teams won nine or more games a year ago (three 10-plus), with 10 playing in bowl games (tied for the second most in the nation, behind the 11 USC faced).



- The Buffaloes again had two weeknight games in 2016; CU opened the season on a Friday against Colorado State in Denver, and played a Thursday night affair against UCLA in Boulder (Nov. 3).
- CU had one of the toughest back-to-back road assignments in consecutive weeks in the nation, traveling to Michigan (Sept. 17) and then playing at Oregon (Sept. 24). In fact, it marked the first time in CU history the Buffs played one week in the Eastern Time Zone and then the other in the Pacific Time Zone. Others of note: Alabama (Arkansas, Tennessee); Mississippi (Arkansas, LSU); Ohio State (Wisconsin, Penn State); Pitt (Miami, Clemson); Tennessee (Georgia, Texas A&M); and Wisconsin (Michigan State, Michigan).
- Colorado traveled 9,010 air miles during the regular season this fall, or the equivalent of just over 55 percent around the Earth (24,901 miles at the equator). The round-trip distances of CU's road trips from Boulder to: Colorado State (Denver: 60), Michigan (Ann Arbor: 2,260), Oregon (Eugene: 1,916), USC (Los Angeles: 1,666), Stanford (Palo Alto: 1,858) and Arizona (Tucson: 1,250).
- Colorado has had at least one regular season game on a non-Saturday for the 21st straight season; the Buffs had played the Friday after Thanksgiving from 1996 through 2012, a span of 17 seasons (Nebraska 1995-2010, Utah 2011-12). But in 2013 and since, the rivalry game with the Utes has returned to Saturday as the Pac-12's television partners (ESPN, FOX) are opting for other games for the Friday slots.
- Conference misses: the Buffaloes did not play California or Washington for the second straight year; both return in 2017, when Oregon and Stanford drop off the schedule (Oregon is the last school that comes off CU's schedule from the North Division, as the Ducks are the only team CU will have played in each of its first six years in the conference).

BUFF BLEMISHES

Colorado has a history of inflicting blemishes on some of the teams who have traditionally fared well at home. The top five home records in the 90s (1990-99) belonged to Florida State (55-1-1), Nebraska (62-3), Florida (57-4), Texas A & M (55-4-1) and Kansas State (57-5-1). That's a combined 287-17-3; but of those 20 losses or ties, CU was responsible for five of them. CU won at Nebraska in 1990, at Texas A & M in 1996 (snapping a 22-game home winning streak), and was 2-2-1 at Kansas State in the 90s. In 2001, CU won at Kansas State, snapping a 58-game home winning streak by the Wildcats against unranked teams. CU almost added Georgia to this list in 2006, but fell 14-13 after leading 13-0 entering the fourth quarter.

**2016 PAC-12 COMPOSITE SCHEDULE & RESULTS**

**Preseason Special (Aug. 26)**

California 51, Hawai'i 31 (at Sydney, Australia)

**Week One (Sept. 1-3)**

(Sept. 1) UTAH 24, Southern Utah 0  
 (Sept. 1) MINNESOTA 30, Oregon State 23  
 (Sept. 2) **Colorado 44**, Colorado State 7 (at Denver)  
 (Sept. 2) STANFORD 26, Kansas State 13  
 Alabama 52, Southern California 6 (at Arlington)  
 ARIZONA STATE 44, Northern Arizona 13  
 BYU 18, Arizona 16 (at Glendale)  
 Eastern Washington 45, WASHINGTON STATE 42  
 OREGON 53, UC Davis 18  
 Texas A&M 31, UCLA 24 (OT)  
 WASHINGTON 48, Rutgers 13

**Week Two (Sept. 10)**

**COLORADO 56**, Idaho State 7  
 ARIZONA 31, Grambling State 21  
 ARIZONA STATE 68, Texas Tech 55  
 BOISE STATE 31, Washington State 28  
 OREGON 44, Virginia 26  
 SAN DIEGO STATE 45, California 40  
 SOUTHERN CALIFORNIA 45, Utah State 7  
 UCLA 42, Nevada-Las Vegas 21  
 UTAH 20, Brigham Young 19  
 WASHINGTON 59, Idaho 14

**Week Three (Sept. 17)**

(Sept. 16) Arizona State 32, TEXAS-SAN ANTONIO 28  
 \*STANFORD 27, Southern California 10  
 MICHIGAN 45, **Colorado 28**  
 ARIZONA 47, Hawai'i 28  
 CALIFORNIA 50, Texas 43  
 NEBRASKA 35, Oregon 32  
 OREGON STATE 37, Idaho State 7  
 UCLA 17, BRIGHAM YOUNG 14  
 Utah 34, SAN JOSE STATE 17  
 WASHINGTON 41, Portland State 3  
 WASHINGTON STATE 56, Idaho 6

**Week Four (Sept. 24)**

(Sept. 23) \*UTAH 31, Southern California 27  
 \***Colorado 41**, OREGON 38  
 \*ARIZONA STATE 51, California 41  
 \*Stanford 22, UCLA 13  
 \*Washington 35, ARIZONA 28 (OT)  
 Boise State 38, OREGON STATE 24

**Week Five (Oct. 1)**

(Sept. 30) \*WASHINGTON 44, Stanford 6  
 \***COLORADO 47**, Oregon State 6  
 \*CALIFORNIA 28, Utah 23  
 \*UCLA 45, Arizona 24  
 \*SOUTHERN CALIFORNIA 41, Arizona State 20  
 \*WASHINGTON STATE 51, Oregon 33

**Week Six (Oct. 8)**

\*SOUTHERN CALIFORNIA 21, **Colorado 17**  
 \*ARIZONA STATE 23, UCLA 20  
 \*OREGON STATE 47, California 44 (OT)  
 \*UTAH 36, Arizona 23  
 \*Washington 70, OREGON 21  
 \*Washington State 42, STANFORD 16

**Week Seven (Oct. 15)**

\***COLORADO 40**, Arizona State 16  
 \*Southern California 48, ARIZONA 14  
 \*Utah 19, OREGON STATE 14  
 \*WASHINGTON STATE 27, UCLA 21  
 Stanford 17, NOTRE DAME 10

**Week Eight (Oct. 22)**

(Oct. 21) \*CALIFORNIA 52, Oregon 49 (2OT)  
 \***Colorado 10**, STANFORD 5  
 \*Utah 52, UCLA 45  
 \*WASHINGTON 41, Oregon State 17  
 \*Washington State 37, ARIZONA STATE 32

**Week Nine (Oct. 29)**

(Oct. 27) \*SOUTHERN CALIFORNIA 45, California 24  
 \*OREGON 54, Arizona State 35  
 \*Stanford 34, ARIZONA 10  
 \*Washington 31, UTAH 24  
 \*Washington State 35, OREGON STATE 31

**Week Ten (Nov. 5)**

(Nov. 3) \***COLORADO 20**, UCLA 10  
 \*SOUTHERN CALIFORNIA 62, Oregon 44  
 \*STANFORD 26, Oregon State 15  
 \*Washington 66, CALIFORNIA 27  
 \*WASHINGTON STATE 69, Arizona 7

**Week Eleven (Nov. 12)**

(Nov. 10) \*Utah 49, ARIZONA STATE 26  
 \***Colorado 49**, Arizona 24  
 \*Southern California 26, WASHINGTON 13  
 \*Stanford 52, OREGON 27  
 \*UCLA 38, Oregon State 24  
 \*WASHINGTON STATE 56, California 21

**Week Twelve (Nov. 19)**

\***COLORADO 38**, Washington State 24  
 \*Oregon 30, UTAH 28  
 \*OREGON STATE 42, Arizona 17  
 \*Stanford 45, CALIFORNIA 31  
 \*WASHINGTON 44, Arizona State 18  
 \*Southern California 36, UCLA 14

**Week Thirteen (Nov. 26)**

(Nov. 25) \*Washington at Wash. State, (FOX), 1:30 p.m.  
 (Nov. 25) \*Arizona State at Arizona (ESPN), 7:40 p.m.  
 \*Utah at **Colorado** (FOX), 5:35 p.m.  
 \*Oregon at Oregon State (PAC12), 2:00p.m.  
 \*UCLA at California (ESPN2), 5:30 p.m.  
 Notre Dame at Southern California (ABC), 1:30 p.m.  
 Rice at Stanford (PAC12), 6:00 p.m.

**Week Fourteen (Dec. 2)**

Pac-12 Championship at Santa Clara, Calif., 7 p.m. (FOX)

All times listed are MDT/MST. \*—denotes Pacific-12 Conference game. Television selections Sept. 24 and beyond are made on 12 days' notice by the Pac-12 television partners (ESPN/ABC, FOX/FOX Sports 1 or 2, Pac-12 Networks); ESPN/ABC also has an option of utilizing a 6-day selection process three times annually. With the advent of the Pac-12 Networks (National; Arizona, Mountain, Oregon, Northern California, Southern California, Washington), all conference games and all home non-league games will again be televised in 2016. ABC's standard afternoon regional telecast window is at 1:30 p.m. MT in addition to a number of prime-time windows (6 p.m. MT; those games will be selected from the Pac-12, American Athletic, ACC, Big 10 or Big 12). ESPN/ESPN 2 will utilize several windows, including a 7 p.m. MT window on Thursdays, with those games preselected ahead of the season.

**2016 PAC-12 CONFERENCE STANDINGS**

School (AP/Coaches/CFP)	conference-----					overall-----					
	W	L	Pct.	Pts	Opp	W	L	Pct.	Pts	Opp	Next Up
<b>South Division (-3)</b>											
<b>COLORADO (#9/#9/#9)</b> .....	7	1	.875	262	144	9	2	.818	390	203	N 26 UTAH
Southern California (#12/#12/#12).....	7	2	.778	299	180	8	3	.727	350	239	N 26 NOTRE DAME
Utah (#21/#20/#22).....	5	3	.625	262	224	8	3	.727	340	260	N 26 at Colorado
Arizona State.....	2	6	.250	221	316	5	6	.455	365	422	N 25 at Arizona
UCLA.....	2	6	.250	206	228	4	7	.364	289	294	N 26 at California
Arizona.....	0	8	.000	147	358	2	9	.182	241	425	N 25 ARIZONA STATE
<b>North Division (+3)</b>											
<b>Washington State (#23/#23/#23)</b> .....	7	1	.875	341	199	8	3	.727	467	281	N 25 WASHINGTON
Washington (#6/#5/#5).....	7	1	.875	344	167	10	1	.909	492	197	N 25 at Washington State
Stanford (RV/RV/#24).....	6	3	.667	233	202	8	3	.727	276	225	N 26 RICE
Oregon.....	2	6	.250	272	374	4	7	.364	401	463	N 26 at Oregon
California.....	2	6	.250	268	382	4	7	.364	409	501	N 26 UCLA
Oregon State.....	2	6	.250	196	267	3	8	.273	280	342	N 26 OREGON STATE

**A LOOK AT THE PAC-12 DIVISIONS**

After the Pac-12 announced it was expanding to 12 teams in 2010 with the additions of Colorado (June 10) and Utah (June 17), later that year the divisions in football only were announced: CU and Utah joined Arizona, Arizona State, Southern California and UCLA in the Pac-12 South; the Oregon and Washington schools along with Cal and Stanford would comprise the Pac-12 North. Here's a look at the divisions and the all-time records of each program as listed by the NCAA through games of November 19 (with 2016 records in parenthesis):

PAC-12 SOUTH	Seasons	Games	W	L	T	Pct.	PAC-12 NORTH	Seasons	Games	W	L	T	Pct.
Arizona (2-9).....	113	1,083	598	452	33	.569	California (4-7).....	121	1,232	655	526	51	.552
Arizona State (5-6).....	104	1,006	601	381	24	.610	Oregon (4-7).....	121	1,173	641	486	46	.567
<b>Colorado (9-2).....</b>	<b>127</b>	<b>1,222</b>	<b>694</b>	<b>492</b>	<b>36</b>	<b>.583</b>	Oregon State (3-8).....	120	1,160	528	582	50	.479
Southern California (8-3).....	124	1,211	821	336	54	.700	Stanford (8-3).....	110	1,132	633	450	49	.579
UCLA (4-7).....	98	1,037	596	404	37	.593	Washington (10-1).....	127	1,204	713	441	50	.613
Utah (8-3).....	123	1,143	660	452	31	.592	Washington State (8-3).....	121	1,120	526	549	45	.489
<b>Totals.....</b>	<b>6,702</b>	<b>3970</b>	<b>2517</b>	<b>215</b>	<b>.609</b>		<b>Totals.....</b>	<b>7,021</b>	<b>3696</b>	<b>3034</b>	<b>291</b>	<b>.547</b>	

**ALL-TIME PAC-12 HEAD-TO-HEAD SERIES RECORDS**

A look at the team versus team football histories in the Pac-12 (won-lost-tied; does not include vacated games):

School	UA	ASU	CAL	COLO	OREG	OSU	STAN	UCLA	USC	UTAH	WASH	WSU	Totals
Arizona	.....	39-39-1	17-14-2	5-14	16-25	22-15-1	14-16	14-24-2	8-32	19-21-2	11-21-1	26-16	192-236- 9
Arizona State	39-39-1	.....	16-18	7-1	16-19	27-13-1	17-12	13-19-1	12-21	20-8	19-15	27-14-2	213-179- 5
California	14-17-2	18-16	.....	5-3	38-36-1	35-33	41-49-6	32-53-1	30-69-5	6-5	39-54-4	45-28-5	304-362-24
<b>Colorado</b>	<b>14-5</b>	<b>1-7</b>	<b>3-5</b>	<b>.....</b>	<b>9-12</b>	<b>4-5</b>	<b>4-6</b>	<b>3-9</b>	<b>0-11</b>	<b>31-28-3</b>	<b>5-9-1</b>	<b>6-4</b>	<b>80-101- 4</b>
Oregon	25-16	19-16	36-38-1	12-9	.....	63-46-10	32-44-1	28-39	20-39-2	21-9	45-59-5	47-35-6	344-350-25
Oregon State	15-22-1	13-27-1	33-35	5-4	46-63-10	.....	25-55-3	16-43-4	11-61-4	11-9-1	34-63-4	47-51-3	256-433-31
Stanford	16-14	12-17	49-41-6	6-4	44-32-1	55-25-3	.....	40-45-3	32-61-3	2-4	40-42-4	40-26-1	336-311-21
UCLA	24-14-2	19-13-1	53-32-1	9-3	39-28	43-16-4	45-40-3	.....	31-48-7	11-4	40-30-2	40-20-1	354-248-21
USC	32-8	21-12	69-30-5	110	39-20-2	61-11-4	61-32-3	48-31-7	.....	10-5	52-29-4	59-9-4	463-187-29
Utah	21-19-2	8-20	5-6	28-31-3	9-21	9-11-1	4-2	4-11	5-10	.....	1-9	7-7	101-147- 6
Washington	21-11-1	15-19	54-39-4	9-5-1	59-45-5	63-34-4	42-40-4	30-40-2	29-52-4	9-1	.....	70-32-6	392-319-31
Washington State	16-26	14-27-2	28-45-5	4-6	35-47-6	51-47-3	26-40-1	20-40-1	9-59-4	7-7	32-70-6	.....	233-355-24

**PERCEPTION**

Here's a quick fact when it comes to CU and Utah joining the Pac-12: the two are travel partners, and most assumed it wouldn't be a cozy as the other five pairs. Well, first of all, it's not like they travel together, the same teams will roll into Boulder and Salt Lake City the same weekends, and the other schools will host CU and Utah in one order or the other. The campus of CU and Utah are 356 miles apart; did you know Washington and Washington State's campuses are 252 miles apart? And the Arizona schools are separated by 102 miles; the others are all under 40, with USC and UCLA the closest. Bottom line is that CU and Utah are not really that far out of whack (Texas A&M and Texas Tech are further apart than the Buffs and the Utes by some 29 miles).



**FOLSOM FIELD RANKED SEVENTH TOUGHEST PLACE TO PLAY**

Yahoo! Sports in 2012 came out with its top 25 toughest places to play list, and lo and behold, Folsom Field came in at No. 7. In ranking CU in that spot, Yahoo! wrote: "Folsom Field, home of the Colorado Buffaloes, is one of the most underrated venues in college sports. The fans here always cheer hard and loud, and they are quite respectful and friendly to visiting fans." The Top 10 were comprised of: 1. Ohio State (*Ohio Stadium*); 2. Florida (*Ben Hill Griffin Stadium, a.k.a. the Swamp*); 3. Louisiana State (*Tiger Stadium, a.k.a., Death Valley*); 4. Auburn (*Jordan-Hare Stadium*); 5. Michigan State (*Spartan Stadium*); 6. Miami, Fla. (*Sun Life Stadium*); 7. **Colorado (*Folsom Field*)**; 8. West Virginia (*Mountaineer Field at Milan Puskar Stadium*); 9. Iowa (*Kinnick Stadium*); 10. Texas A&M (*Kyle Field*). The next Pac-12 school on the list was Oregon (*Autzen Stadium*) at No. 21, with Washington at No. 23 (*Husky Stadium*).

**FOLSOM FIELD #1**

*LawnStarter.com* recently ranked its top 16 College Football Stadiums with the Best Natural Scenery, and lo and behold, coming in at the top was CU's own **Folsom Field**. The top 10: 1. **Folsom Field (Colorado)**; 2. Laveell Edwards Stadium (BYU); 3. Utah Stadium (Utah); 4. Romney Stadium (Utah State); 5. Rose Bowl (UCLA); 6. Sun Bowl (UTEP); 7. Ryan Field (Northwestern); 8. Scott Stadium (Virginia); 9. Michie Stadium (Army); 10. Kidd Brewer Stadium (Appalachian State); 11. Dowdy-Ficklen Stadium (East Carolina); 12. Dix Stadium (Kent State); 13. Memorial Stadium (California); 14. Kenan Stadium (North Carolina); 15. Memorial Stadium (Kansas); 16. Spartan Stadium (San Jose State).

The same publication ranked CU's natural grass field the third best national behind Iowa State (Jack Trice Field) and Northwestern (Ryan Field).

**300+AT FOLSOM**

Colorado won its 300th game at Folsom Field in 2013 and is now **308-166-10** in 93 seasons playing its home games at Folsom. The first game at Folsom was Oct. 11, 1924 (*then known as Colorado Stadium, built at a cost of \$75,000*); previous, CU was **73-17-6** at Gamble Field and **19-5** on other grass areas of campus; the Buffs are **400-189-16** all-time at home. The 2016 season marked CU's first winning one at home, as the Buffaloes are **5-0**; Colorado's last winning record at home had been in 2010 (with a 4-2 mark); over the 2011-12 seasons, CU was just 1-10 in Boulder before going 3-3 in Folsom in Mike MacIntyre's first season and have now won five home games for the first time since 2005 (CU's last undefeated season at home was in 1994 when the Buffs went 6-0 in Rashaan Salaam's Heisman Trophy winning year).

**ACTIVE COLORADO CAREER STATISTICAL CHARTS**

**RUSHING**

Rk	Player (Seasons)	Att.	Yards	Avg.	TD
1	Eric Bieniemy (1987-90)	699	3,940	5.63	41
2	Rodney Stewart (2008-11)	809	3,598	4.45	25
3	Rashaan Salaam (1992-94)	486	3,057	6.29	33
4	Bobby Purify (2000-04)	595	3,016	5.07	20
5	Charlie Davis (1971-73)	538	2,958	5.50	24
10	Bob Anderson (1967-69)	568	2,367	4.17	34
11	Lee Rouson (1981-84)	581	2,296	3.95	10
12	Lamont Warren (1991-93)	488	2,242	4.59	22
13	Cortlen Johnson (1998-2001)	445	2,199	4.94	20
14	Kayo Lam (1933-35)	313	2,140	6.84	18
15	<b>Phillip Lindsay (2014-16)</b>	<b>418</b>	<b>2,125</b>	<b>5.08</b>	<b>21</b>
16	Merwin Hodel (1949-51)	502	2,102	4.19	24
17	J.J. Flannigan (1987-89)	328	2,096	6.39	27
18	Christian Powell (2012-15)	461	2,040	4.43	18
19	Darian Hagan (1988-91)	489	2,007	4.10	27
20	Carroll Hardy (1951-54)	291	1,999	6.87	23
25	William Harris (1965-67)	330	1,585	4.80	4
30	Mark Hatcher (1984-87)	375	1,470	3.92	16
35	Erich Kissick (1986-89)	256	1,297	5.07	8
40	Anthony Weatherspoon (1984-86)	275	1,193	4.34	7
41	Emerson Wilson (1953-55)	261	1,185	4.54	14
42	<b>Michael Adkins II (2013-16)</b>	<b>236</b>	<b>1,175</b>	<b>4.98</b>	<b>13</b>
58	<b>Sefo Liufau (2013-16)</b>	<b>341</b>	<b>869</b>	<b>2.55</b>	<b>11</b>
105	<b>Donovan Lee (2014-16)</b>	<b>85</b>	<b>422</b>	<b>4.96</b>	<b>3</b>

**PASSING**

Rk	Player (Seasons)	Att-Com-Int	Pct.	Yards	TD	Rating
1	<b>Sefo Liufau (2013-16)</b>	<b>1326-844-33</b>	<b>63.7</b>	<b>9,277</b>	<b>59</b>	<b>132.12</b>
2	Cody Hawkins (2007-10)	1214-667-41	54.9	7,409	60	115.76
3	Joel Klatt (2002-05)	1095-666-33	60.8	7,375	44	124.63
4	Kordell Stewart (1991-94)	785-456-19	58.1	6,481	33	136.47
5	Tyler Hansen (2008-11)	872-505-28	57.9	5,705	35	119.69
6	Koy Detmer (1992-96)	594-350-25	58.9	5,390	40	148.95
7	Mike Moschetti (1998-99)	607-366-19	60.3	4,797	33	138.36
8	John Hessler (1994-97)	627-347-26	55.3	4,788	34	129.09
9	Steve Vogel (1981-84)	688-309-33	44.9	3,912	27	96.03
10	Darian Hagan (1988-91)	424-213-19	50.2	3,801	27	137.59
34	<b>Steven Montez (2016)</b>	<b>119- 74- 4</b>	<b>62.2</b>	<b>957</b>	<b>9</b>	<b>148.01</b>

**TOTAL OFFENSE**

Rk	Player (Seasons)	Rush	Pass	Total	TDR
1	<b>Sefo Liufau (2013-16)</b>	<b>869</b>	<b>9,277</b>	<b>10,146</b>	<b>71</b>
2	Kordell Stewart (1991-94)	1,289	6,481	7,770	48
3	Cody Hawkins (2007-10)	-159	7,409	7,250	67
4	Joel Klatt (2002-05)	-130	7,375	7,245	47
5	Tyler Hansen (2008-11)	478	5,705	6,183	43

**RECEIVING (Receptions)**

Rk	Player (Seasons)	No.	Yards	Avg.	TD
1	Nelson Spruce (2012-15)	294	3,347	11.4	23
2	Scotty McKnight (2007-10)	215	2,521	11.7	22
3	Michael Westbrook (1991-94)	167	2,548	15.3	19
4	Paul Richardson (2010-13)	156	2,412	15.5	21
5	Phil Savoy (1994-97)	152	2,176	14.3	14
5	Javon Green (1997-2000)	136	2,031	14.9	17
7	Rae Carruth (1992-96)	135	2,540	18.8	20
8	<b>Shay Fields (2014-16)</b>	<b>135</b>	<b>1,825</b>	<b>13.5</b>	<b>16</b>
9	Derek McCoy (2000-03)	134	2,038	15.2	20
10	Charles E. Johnson (1990-93)	127	2,447	19.3	15
15	Darrin Chiaverini (1995-98)	97	1,199	12.4	6
20	Tony Jones (2011-14)	90	558	6.2	3
21	<b>Bryce Bobo (2014-16)</b>	<b>88</b>	<b>945</b>	<b>10.7</b>	<b>5</b>
23	<b>Devin Ross (2013-16)</b>	<b>87</b>	<b>1,012</b>	<b>11.6</b>	<b>7</b>
31	<b>Phillip Lindsay (2014-16)</b>	<b>78</b>	<b>662</b>	<b>8.5</b>	<b>1</b>
31	Loy Alexander (1983-85)	78	1,107	14.2	8
60	<b>Donovan Lee (2014-16)</b>	<b>45</b>	<b>240</b>	<b>5.3</b>	<b>1</b>
---	<b>Sean Irwin (2013-16)</b>	<b>23</b>	<b>322</b>	<b>14.0</b>	<b>1</b>

**RECEIVING (Yards)**

Rk	Player (Seasons)	No.	Yards	Avg.	TD
1	Nelson Spruce (2012-15)	294	3,347	11.4	23
2	Michael Westbrook (1991-94)	167	2,548	15.3	19
3	Rae Carruth (1992-96)	135	2,540	18.8	20
4	Scotty McKnight (2007-10)	215	2,521	11.7	22
5	Charles E. Johnson (1990-93)	127	2,447	19.3	15
6	Paul Richardson (2010-13)	156	2,412	15.5	21
7	Phil Savoy (1994-97)	152	2,176	14.3	14
8	Derek McCoy (2000-03)	134	2,038	15.2	20
9	Javon Green (1997-2000)	136	2,031	14.9	17
10	<b>Shay Fields (2014-16)</b>	<b>135</b>	<b>1,825</b>	<b>13.5</b>	<b>16</b>
15	Marcus Stiggers (1996-99)	80	1,223	15.1	10
20	*Jon Embree (1983-86)	80	1,166	14.6	5
25	*Christian Fauria (1991-94)	98	1,058	10.8	11
26	*Dave Hestera (1981-83)	91	1,057	11.6	2
27	<b>Devin Ross (2013-16)</b>	<b>87</b>	<b>1,012</b>	<b>11.6</b>	<b>7</b>
28	*Riar Geer (2006-09)	87	974	11.2	11
29	John Minardi (1998-2001)	79	971	12.3	6
30	Rodney Stewart (2008-11)	93	969	10.4	0
31	<b>Bryce Bobo (2014-16)</b>	<b>88</b>	<b>945</b>	<b>10.7</b>	<b>5</b>
32	James Kidd (1993-96)	58	944	16.3	9
52	<b>Phillip Lindsay (2014-16)</b>	<b>78</b>	<b>662</b>	<b>8.5</b>	<b>2</b>

**ALL-PURPOSE YARDS**

Rk	Player (Seasons)	Rush	Rec	KOR	PR	Total
1	Rodney Stewart (2008-11)	3,598	969	239	22	4,828
2	Eric Bieniemy (1987-90)	3,940	380	31	0	4,351
3	<b>Phillip Lindsay (2014-16)</b>	<b>2,125</b>	<b>662</b>	<b>1,029</b>	<b>0</b>	<b>3,816</b>
4	Hugh Charles (2004-07)	2,659	552	411	0	3,622
5	Nelson Spruce (2012-15)	2	3,347	63	180	3,592
6	Byron White (1935-37)	1,864	234	506	973	3,577
7	Herchell Troutman (1994-97)	2,487	725	240	91	3,543
8	Bobby Purify (2000-04)	3,016	508	0	0	3,524
9	Rashaan Salaam (1992-94)	3,057	412	13	0	3,482
10	Charlie Davis (1971-73)	2,958	131	75	0	3,164

**YARDS FROM SCRIMMAGE**

Rk	Player (Seasons)	Rush	Rec	Total
1	Rodney Stewart (2008-11)	3,598	969	4,567
2	Eric Bieniemy (1987-90)	3,940	380	4,320
3	Bobby Purify (2000-04)	3,016	508	3,524
4	Rashaan Salaam (1992-94)	3,057	412	3,469
5	Nelson Spruce (2012-15)	2	3,347	3,349
6	Herchell Troutman (1994-97)	2,487	725	3,212
7	Hugh Charles (2004-07)	2,659	552	3,211
8	Charlie Davis (1971-73)	2,958	131	3,089
9	Lee Rouson (1981-84)	2,296	699	2,995
10	Cortlen Johnson (1998-2001)	2,199	691	2,890
11	<b>Phillip Lindsay (2014-16)</b>	<b>2,125</b>	<b>662</b>	<b>2,787</b>
15	Michael Westbrook (1991-94)	84	2,548	2,632
20	Paul Richardson (2010-13)	38	2,412	2,450
...	<b>Shay Fields (2014-16)</b>	<b>53</b>	<b>1,825</b>	<b>1,878</b>

**SCORING**

Rk	Player (Seasons)	TD	2Pt	EP-EPA	FG-FGA	PTS
1	Mason Crosby (2003-06)	0	0-0	109-117	66-88	307
2	Will Oliver (2011-14)	0	0-0	129-131	50-69	279
3	Eric Bieniemy (1987-90)	42	1-1	0-0	0-0	254
4	Jeremy Aldrich (1996-99)	0	0-0	87-95	48-64	231
5	Bobby Anderson (1967-69)	35	1-2	0-0	0-0	212
10	Merwin Hodel (1949-51)	28	0-0	0-0	0-0	168
19	James Mayberry (1975-78)	25	0-0	0-0	0-0	150
19	Rodney Stewart (2008-11)	25	0-0	0-0	0-0	150
21	Dave Haney (1968-70)	0	0-0	86-92	21-35	149
22	Nelson Spruce (2012-15)	24	1-1	0-0	0-0	146
23	John Bayuk (1954-56)	24	0-0	0-0	0-0	144
24	Bob Stransky (1955-57)	21	0-0	12-22	0-0	138
24	Lamont Warren (1991-93)	23	0-0	0-0	0-0	138
24	Scotty McKnight (2007-10)	23	0-0	0-0	0-0	138
24	<b>Phillip Lindsay (2014-16)</b>	<b>23</b>	<b>0-0</b>	<b>0-0</b>	<b>0-0</b>	<b>138</b>
39	<b>Diego Gonzalez (2014-16)</b>	<b>0</b>	<b>0-0</b>	<b>51-51</b>	<b>21-33</b>	<b>114</b>
47	<b>Shay Fields (2014-16)</b>	<b>17</b>	<b>0-0</b>	<b>0-0</b>	<b>0-0</b>	<b>102</b>
65	<b>Michael Adkins (2013-16)</b>	<b>14</b>	<b>0-0</b>	<b>0-0</b>	<b>0-0</b>	<b>84</b>

**ACTIVE COLORADO CAREER STATISTICAL CHARTS, CONTINUED**

**KICK SCORING**

Rk	Player (Seasons)	EP-EPA	FG-FGA	PTS
1	Mason Crosby (2003-06)	109-117	66-88	307
2	Will Oliver (2011-14)	129-131	50-69	279
3	Jeremy Aldrich (1996-99)	87-95	48-64	231
4	Tom Field (1979-83)	82-86	36-55	190
5	Aric Goodman (2008-10)	93-96	25-47	168
10	Fred Lima (1972-73)	59-62	21-45	122
<b>11</b>	<b>Diego Gonzalez (2014-16)</b>	<b>51-51</b>	<b>21-33</b>	<b>114</b>
12	Mitch Berger (1991-93)	54-56	19-32	111
13	Pete Dadiotis (1976-78)	61-64	16-26	109
13	Dave DeLine (1984-87)	49-50	20-35	109
15	Tom Mackenzie (1974-75)	62-68	14-28	104

**PUNTING**

Rk	Player (Seasons)	No.	Yards	Avg.	Long	In 20
1	Mark Mariscal (1999-2002)	99	4,632	46.79	68	25
2	Barry Helton (1984-87)	153	6,873	44.92	68	44
3	Keith English (1985-88)	55	2,457	44.67	77	21
4	Zack Jordan (1950-52)	137	6,113	44.62	78	23
5	John Torp (2002-05)	205	9,145	44.61	72	65

INSIDE THE 20: O'Neill 95, Torp 65, DiLallo 61, Koleski 51, Berger 44, Helton 44.

**KICKOFF RETURNS**

Rk	Player (Seasons)	No.	Yards	Avg.	TD
1	Ben Kelly (1997-99)	64	1,798	28.1	3
2	Terrence Wheatley (2003-07)	56	1,350	24.1	0
3	Josh Smith (2007-08)	50	1,276	25.5	1
4	M.J. Nelson (1986-89)	51	1,198	23.5	0
5	Walter Stanley (1980-81)	49	1,172	23.9	1
6	Bill Symons (1962-64)	43	1,051	24.4	1
7	Phillip Lindsay (2014-16)	44	1,029	23.4	0
8	Brian Lockridge (2007-11)	44	968	22.0	1
9	Roman Hollowell (1998-2001)	44	914	20.8	0
<b>10</b>	<b>Ryan Severson (2013-16)</b>	<b>40</b>	<b>872</b>	<b>21.8</b>	<b>0</b>
11	Stephone Robinson (2004-07)	49	867	17.7	0
12	Carroll Hardy (1951-54)	31	853	27.5	0
13	Billy Waddy (1973-76)	32	849	26.5	2
14	Howard Ballage (1976-78)	30	764	25.5	2
15	Cliff Branch (1970-71)	30	755	25.2	2
<b>21</b>	<b>Donovan Lee (2014-16)</b>	<b>23</b>	<b>586</b>	<b>25.5</b>	<b>0</b>

**INTERCEPTIONS**

Rk	Player (Seasons)	No.	Yards	Avg.	TD
1	John Stearns (1970-72)	16	339	21.2	0
2	Chris Hudson (1991-94)	15	204	13.6	2
3	Dick Anderson (1965-67)	14	151	10.8	0
3	Terrence Wheatley (2003-07)	14	154	11.0	2
5	Tim James (1987-90)	13	120	9.2	0
<b>9</b>	<b>Tedric Thompson (2013-16)</b>	<b>11</b>	<b>190</b>	<b>19.0</b>	<b>0</b>

**TACKLES**

Rk	Player (Position, Seasons)	UT	AT	-	TOT	TFL
1	Barry Remington (LB, 1982-86)	245	248	—	493	21- 60
2	Matt Russell (LB, 1993-96)	282	164	—	446	44-144
3	Greg Biekert (LB, 1989-92)	280	161	—	441	33- 73
4	Jordan Dizon (LB, 2004-07)	293	147	—	440	35-137
5	Ted Johnson (LB, 1991-94)	253	156	—	409	21- 61
6	Laval Short (DL, 1976-79)	141	231	—	372	37-239
7	Chad Brown (LB, 1989-92)	242	127	—	369	38-169
8	Michael Jones (LB, 1986-89)	218	131	—	349	13- 41
9	Thaddeus Washington (LB, 2003-06)	202	136	—	338	25- 80
10	Michael Lewis (DB, 1998-2001)	225	111	—	336	17- 73
<b>19</b>	<b>Kenneth Olugbode (LB, 2013-16)</b>	<b>180</b>	<b>100</b>	—	<b>280</b>	<b>8- 25</b>
20	Ryan Black (DB, 1994-97)	145	130	—	275	11- 50
25	Jeff Geiser (LB, 1972-74)	102	159	—	261	9- 39
<b>26</b>	<b>Chidobe Awuzie (DB, 2013-16)</b>	<b>217</b>	<b>43</b>	—	<b>260</b>	<b>25-103</b>
27	Derrick Webb (LB, 2010-13)	176	82	—	258	19- 36
27	Phil Irvin (LB, 1968-70)	88	170	—	258	16- 48
29	Cha'pelle Brown (DB, 2006-09)	183	74	—	257	20- 66
30	Medford Moorer (DB 2000-03)	179	77	—	256	12- 38
30	Mark Haynes (DB, 1976-79)	142	114	—	256	12- 32
<b>32</b>	<b>Addison Gillam (LB, 2013-16)</b>	<b>173</b>	<b>82</b>	—	<b>255</b>	<b>24-111</b>
<b>44</b>	<b>Tedric Thompson (DB, 2013-16)</b>	<b>165</b>	<b>74</b>	—	<b>239</b>	<b>9- 15</b>
50	Rodney Rogers (DB, 1985-87)	152	79	—	231	4- 7
60	Greg Jones (LB, 1992-96)	129	87	—	216	45-205

70	Gary Campbell (LB, 1974-75)	97	101	—	198	6- 32
80	Ron Woolfork (LB, 1990-93)	133	57	—	190	53-303
80	Kyle Rappold (DL, 1985-87)	115	75	—	190	19- 63
82	Herb Orvis (DL, 1969-71)	79	110	—	189	32-214
---	<b>Rick Gamboa (2015-16)</b>	<b>92</b>	<b>70</b>	—	<b>162</b>	<b>2- 6</b>

**QUARTERBACK SACKS**

Rk	Player (Seasons)	No.	Yards
1	Alfred Williams (1987-90)	35	242
2	Ron Woolfork (1990-93)	33	241
3	Greg Jones (1992-96)	25	158
4	Laval Short (1976-79)	24½	192
5	Abraham Wright (2004-06)	21	151
6	three tied	20	
<b>9</b>	<b>Jimmie Gilbert (2013-16)</b>	<b>19</b>	<b>147</b>
9	three others tied	19	
<b>38</b>	<b>Samson Kafovalu (2012-15)</b>	<b>9½</b>	<b>56</b>
<b>38</b>	<b>Derek McCartney (2014-16)</b>	<b>9½</b>	<b>48</b>

**TACKLES FOR LOSS**

Rk	Player (Seasons)	No.	Yards
1	Alfred Williams (1987-90)	59	303
2	Ron Woolfork (1990-93)	53	303
3	Greg Jones (1992-96)	45	205
4	Matt Russell (1993-96)	44	144
5	Leonard Renfro (1989-92)	43	142
<b>22</b>	<b>Jimmie Gilbert (2013-16)</b>	<b>28</b>	<b>170</b>
22	Ruben Vaughan (1975-78)	28	115
22	Ryan Olson (1994-97)	28	107
25	Marques Harris (2000-03)	26	102
<b>26</b>	<b>Chidobe Awuzie (2013-16)</b>	<b>25</b>	<b>103</b>
---	<b>Addison Gillam (2013-16)</b>	<b>24</b>	<b>111</b>

**PASS DEFECTIONS**

Rk	Player (Seasons)	No.
1	Marcus Washington (1995-97)	42
2	Damen Wheeler (1996-99)	39
3	Greg Henderson (2011-14)	36
3	Ken Crawley (2012-15)	36
5	Ben Kelly (1997-99)	34
6	Donald Strickland (1999-2002)	33
6	Lorenzo Sims (2003-06)	33
8	Mickey Pruitt (1984-87)	32
<b>9</b>	<b>Chidobe Awuzie (2013-16)</b>	<b>31</b>
10	Phil Jackson (2000-03)	29
10	Terrence Wheatley (2003-07)	29
<b>10</b>	<b>Tedric Thompson (2013-16)</b>	<b>29</b>
13	Dalton Simmons (1992-96)	28
14	Deon Figures (1988-92)	27
15	Alfred Williams (1987-90)	25
15	Cha'pelle Brown (2006-09)	25
<b>18</b>	<b>Ahkello Witherspoon (2014-16)</b>	<b>23</b>

**SPECIAL TEAMS TACKLES**

Rk	Player (Seasons)	UT	AT	-	Total
1	Ryan Sutter (1994-97)	32	32	—	64
2	Darren Fisk (1995-97)	25	23	—	48
3	Ryan Black (1994-97)	21	19	—	40
4	Paul Rose (1987-90)	14	25	—	39
5	Arthur Jaffee (2008-11)	21	13	—	34
5	Terrel Smith (2010-14)	24	10	—	34
10	Greg Lindsey (1990-93)	23	4	—	27
---	<b>Ryan Severson (2013-16)</b>	<b>17</b>	<b>5</b>	—	<b>22</b>
---	<b>Ryan Moeller (2014-16)</b>	<b>14</b>	<b>5</b>	—	<b>19</b>

**SPECIAL TEAMS POINTS**

Rk	Player (Seasons)	Points
1	Ryan Sutter (1994-97)	123
2	Arthur Jaffee (2008-11)	88
3	Darren Fisk (1995-97)	86
4	Derrick Webb (2010-13)	81
<b>5</b>	<b>Ryan Severson (2013-16)</b>	<b>79</b>
6	Travis Sandersfeld (2008-11)	72
7	Ryan Black (1994-97)	68
8	Jalil Brown (2007-10)	65
8	Terrel Smith (2010-14)	65
10	Paul Rose (1987-90)	63
---	<b>Ryan Moeller (2014-16)</b>	<b>50</b>

**ALL-BLACK UNIFORMS**

Colorado has worn its all black uniforms on 48 occasions, when the Buffaloes wear both black jerseys and black pants; the Buffs have also added black helmets to the look, having worn black top-to-bottom on five occasions (CU will also sport black helmets on the road occasionally). A little history on the all-black look: the brainchild of then-head coach Bill McCartney, CU first wore the garb on Nov. 28, 1987 for a game after Thanksgiving at the time; the opponent was CU's old Big 8 rival, Nebraska. The Buffs came out and warmed up in gold pants, and upon returning to the locker room at the conclusion of warm-ups, the players found black pants hanging in their lockers. "It was something we thought about a long time ago," Mac said at the time. "You couldn't do this overnight. We didn't tell the kids, and they were real excited." He went on to say that it was planned a month or so out to give the team a shot of adrenaline prior to kickoff.

**COLORADO / ALL-BLACK UNIFORMS (21-26-1)**

Year	Opponent	Result	Year	Opponent	Result	Year	Opponent	Result	Year	Opponent	Result
1987	Nebraska	L 7-24	1998	Missouri	L 31-41	2004	Colorado State	W 27-24		Texas	L 14-38
1988	Oklahoma	L 14-17	1999	Kansas State	L 9-16		Texas	L 7-31	2009	Oklahoma State	L 17-30
1990	Iowa State	W 28-12	1999	Nebraska (OT)	L 30-33		Kansas State	W 38-31		Colorado State	L 17-23
1991	Missouri	W 55-7	2000	Iowa State	L 27-35	2005	Nebraska	L 3-30		Nebraska	L 20-28
1992	Oklahoma	T 24-24	2001	Nebraska	W 62-36	2006	Texas Tech	W 30-6	2011	*Southern California	L 17-42
1993	Nebraska	L 17-21	2002	Kansas State	W 35-31		Kansas State	L 21-34	2012	UCLA	L 14-42
1994	Oklahoma State	W 17-3		Baylor	W 34-0		Iowa State	W 33-16		*Arizona State	L 17-51
1995	Missouri	W 21-0		Texas Tech	W 37-13	2007	c—Colorado St. (OT)	W 31-28	2013	*Arizona	L 20-44
	a—Oregon	W 38-6		Iowa State	W 41-27		Florida State	L 6-16		Southern California	L 29-47
1996	Texas	W 28-24		b—Oklahoma	L 7-29	2008	c—Colorado State	W 38-17	2014	*Arizona State	L 24-38
	Kansas State	W 12-0	2003	Oklahoma	L 20-34		West Virginia (OT)	W 17-14		Oregon State	L 31-36
1997	Kansas	W 42-6		Nebraska	L 22-31				2015	*Southern California	L 24-27

a—Cotton Bowl; b—Big 12 Championship at Houston; c—in Denver (\*—wore black helmets).

**BLACK HELMETS:** Colorado has worn black helmets on 16 occasions in its history, usually with a gold or sometimes a silver logo, but once with a pink logo; CU is 2-14 in the black headgear. The games (\*—matte black; #—worn with a pink logo as part of Blackout Breast Cancer awareness):

Year	Opponent	Result	Year	Opponent	Result	Year	Opponent	Result
1998	BAYLOR	W 18-16	2013	#ARIZONA	L 20-44	2014	*at Oregon	L 10-44
2011	SOUTHERN CALIFORNIA	L 17-42	2013	at UCLA	L 23-45	2015	*OREGON	L 24-41
2011	at UCLA	L 6-45	2013	at Utah	L 17-24	2015	*SOUTHERN CALIFORNIA	L 24-27
2012	ARIZONA STATE	L 17-51	2014	*ARIZONA STATE	L 24-38	2016	IDAHO STATE	W 56-7
2012	at Arizona	L 31-56	2014	*at Southern California	L 28-56			
2013	at Arizona State	L 13-54	2014	*at Arizona	L 20-38			

**OTHER UNIFORM LOOKS**

**GOLD HELMET / WHITE UNIS/WHITE PANTS:** 2013 (at Utah, L); 2010 (at Nebraska, L); 2009 (at Kansas State, L); 2008 (at Nebraska, L; at Florida State, L); 2005 (at Miami-Fla., L); 2004 (at Nebraska, W).

**GOLD HELMET / WHITE UNIS/GOLD PANTS:** 2016 (at Arizona, W); 2015 (at Oregon State, W); 2014 (at Massachusetts, W); 2013 (CSU in Denver, W; Oregon State, L; at Washington, L); 2008 (at Texas A&M, L); 2007 (at Iowa State, L; at Arizona State, L); 2006 (at Missouri, L; at Georgia, L); 2004 (UTEP, Houston Bowl, W)

**BLACK HELMET/WHITE UNIS/BLACK PANTS (0-5):** 2014 (at USC, L); 2013 (at UCLA, L; at Arizona State, L); 2012 (at Arizona, L); 2011 (at UCLA, L)

**BLACK HELMET/BLACK UNIS/GOLD PANTS (1-0):** 2016 (Idaho State, W).

**BLACK HELMET/SILVER UNIS/BLACK PANTS (0-1):** 2015 (Oregon, L).

**BLACK HELMET/WHITE UNIS/GOLD PANTS (0-1):** 2014 (at Arizona, L).

**BLACK HELMET/WHITE UNIS/WHITE PANTS (0-2):** 2014 (at Oregon, L); 2013 (at Utah, L).

**SILVER HELMET/BLAKE UNIS/SILVER PANTS (1-0):** 2016 (Washington State, W).

**SILVER HELMET/SILVER UNIS/SILVER PANTS (1-1):** 2016 (at Stanford, W); 2015 (Arizona, L).

**SILVER HELMET/WHITE UNIS/SILVER PANTS (0-2):** 2016 (at USC, L); 2015 (at Hawaii, L).

**SILVER HELMET/WHITE UNIS/WHITE PANTS (0-1):** 2015 (at Utah, L).

**WHITE HELMET/BLACK UNIS/WHITE PANTS (2-0):** 2016 (Oregon State, W); 2015 (Nicholls State, W).

**WHITE HELMET/WHITE UNIS/BLACK PANTS (0-1):** 2015 (at Arizona State, L).

**WHITE HELMET/WHITE UNIS/SILVER PANTS (0-1):** 2015 (at UCLA, L).

**WHITE HELMET/WHITE UNIS/WHITE PANTS (2-0):** 2016 (at Oregon, W); 2015 (CSU in Denver, W).

**IN-SEASON BIRTHDAYS**

Here's the list of those coaches and players who have birthdays to celebrate during the 2016 season (starting last week of August; \*—denotes on a game day):

Aug. 31	Scott Unrein (28)	Sept. 19	*Kenneth Olugbode (21)	Oct. 11	Colin Sutton (22)	Nov. 10	Tim Lynott, Jr. (20)	Dec. 18	J.T. Bale (20)
Sept. 1	Daniel Talley (21)	Sept. 20	Brian Boatman (22)	Oct. 12	Darrin Chiaverini (39)	Nov. 10	T.J. Patterson (22)	Dec. 29	Jaleel Awini (24)
Sept. 3	Robert Orban (22)	Sept. 21	Tyler Henington (23)	Oct. 14	Colby Pursell (18)	Nov. 14	Trey Udoffia (19)	Dec. 29	Davis Price (19)
Sept. 4	Juwann Winfree (20)	Sept. 24	*Gary Bernardi (62)	Oct. 15	*Anthony Julmisse (19)	Nov. 17	Miguel Rueda (45)	Dec. 30	Johnny Huntley (19)
Sept. 5	Lucas Cooper (19)	Sept. 24	*Xavier Cochrane (21)	Oct. 15	*Cameron Silzer (23)	Nov. 19	*Terriek Roberts (19)	Dec. 31	Frank Umu (20)
Sept. 7	Drew Lewis (21)	Sept. 30	Isaiah Oliver (20)	Oct. 20	Kyle Evans (21)	Nov. 22	Derek McCartney (23)	Jan. 2	Ryan Severson (22)
Sept. 7	Troy Lewis (21)	Oct. 5	Sam Bennion (21)	Oct. 25	Tim Coleman (21)	Nov. 27	Terran Hasselbach (21)	Jan. 3	Kabion Ento (20)
Sept. 8	Jean Onaga	Oct. 5	Sam Bennion (21)	Oct. 29	Sefo Liufau (22)	Dec. 1	Alex Kelley (24)	Jan. 3	Danny Galloway (21)
Sept. 8	Lyle Tuiloma (19)	Oct. 5	Leo Jackson III (22)	Nov. 3	*Ronnie Blackmon (19)	Dec. 5	Jim Leavitt (60)		
Sept. 9	Dillon Middlemiss (20)	Oct. 9	Shane Callahan (23)	Nov. 6	David Bagby (23)	Dec. 5	Joey Tuggle (22)		
Sept. 11	Diego Gonzalez (24)	Oct. 9	Sam Noyer (19)	Nov. 9	Jimmie Gilbert (22)	Dec. 7	Chris Graham (22)		



**2016 SPECIAL WEEKENDS**

The list of special weekends at Folsom Field this fall:

**Sept. 10 (Idaho State):** National Buff Club Cabinet Weekend

**Oct. 1 (Oregon State):** Family Weekend, Living Legends

**Oct. 15 (Arizona State):** Homecoming/Back to Boulder & Ski Ball;  
Herb Orvis Tribute, 1976 CU Orange Bowl team reunion

**Nov. 19 (Washington State):** CU Athletic Hall of Fame, Military Appreciation

**Nov. 26 (Utah):** Honorary C

**CU IS BLACK & GOLD, BUT FOLSOM IS "GREEN"**

The University of Colorado at Boulder established a goal to move toward zero-waste at Folsom Field during the 2008 football season and invest in local carbon-reduction projects. They anticipated recycling or composting at least 90% of the waste generated at Folsom Field and met those goals. According to U.S. Environmental Protection Agency information and other sources, Folsom Field was the first major sports stadium in the nation, professional or collegiate, to collect all materials in recycling or compost containers, eliminate trash cans and transform its materials collections systems into a zero-waste process. For more information, visit Ralphyie's Green Stampede at [http://www.cubuffs.com/ViewArticle.dbml?&DB\\_OEM\\_ID=600&ATCLID=1549954](http://www.cubuffs.com/ViewArticle.dbml?&DB_OEM_ID=600&ATCLID=1549954).

**OFFENSE & DEFENSE**

Who will be next? Next, as in who will play on both offense and defense in the same game? **George Frazier** was the last to do so on regular basis in the 2014 season, when he appeared for 14 snaps at defensive end for the first time against Arizona State, while lining up for five plays per game at fullback. He became the first Buff to appear on both sides of the ball since 2005 in the process, and continued to do so the remainder of the season. In 2008, **Eugene Goree** was on-call to do so, as the redshirt frosh was both a DT and an OG during the second half of the season; he did appear on both sides of the ball but not in the same game. Through the years, there have been a few players who wind up playing on both sides of the ball in the same game: **DT John Guydon** was the latest to do so, seeing action on defense (13 snaps at tackle) and offense (3 snaps at guard) at Texas on October 15, 2005; it was the first time it happened for a complete series with no gimmicks or special situations since **WR Michael Westbrook** played a series at safety against Baylor in 1993. **DE James Garee** also trotted in on offense in 2005, catching a pass as an end at Miami. **DT Sam Wilder** had been the last before 2005, as he caught a 9-yard pass against Kansas State in 2002. **DT Justin Bannan**, did the same, catching a 12-yard TD pass on his only play at Missouri in 2000. **CB Ben Kelly** tried tailback in 1999 at Texas Tech; he finished with three yards on one carry (a nice 5-yard run was wiped out by a penalty). Between 1994 and 2005, several Buffs played on both sides of the ball, as offensive linemen often played on the goal line or short yardage defense units—**OG Heath Irwin**, **OG Clint Moore**, **OG Chris Naeole**, **OT Melvin Thomas** and **OG Brad Bedell** all did it at one time or another between 1993 and 1998. In 1990, **OLBs Alfred Williams** and **Kanavis McGhee** played some tight end in a 64-3 win over Kansas State (Williams caught a pass for 17 yards, McGhee didn't catch the one thrown his way). The last offensive skill player before Frazier in 2014 to swing over and try some defense was Westbrook (four snaps at strong safety) against Baylor in 1993.

**WHY CU AND NOT UC?**

A question often asked of many former Big Eight schools: Why is it the University of Colorado, but the moniker is CU and not UC? (The same applies at Kansas—KU, Missouri—MU, Nebraska—NU and Oklahoma—OU). "Midwestern casualness," said CU historian, the late Fred Casotti. It has always been this way at Colorado, for whatever reason, and at the other four—but seemingly nowhere else in the USA (except for Tulsa, but its midwest, too). In the 1950s, there was a concerted effort to eliminate the use of "CU" on the Boulder campus, both as a symbol and in speech, but Casotti said that no one would buy into it. "Nobody would change," he said. "It's easier to say than U of C, UC sounds like slang or something (as in 'you see'), and it was traditional. By trying to eliminate it, they reinforced it."

**HISTORY OF THE END ZONE "COLORADO"**

As in the south end zone, that is. In 1967, the stadium was lowered when the track was removed, and that area remained basically a dirt hill. Former long-time senior associate A.D. **Jon Burianek** said that we tried to grow grass and bushes there, but none took. The first artificial field was installed during the summer of 1971, and that area was then covered with asphalt and the large, block COLORADO was painted on it, then in all-white block lettering. Trim was later added, and at one time, when blue was one of the school colors, the end zone as well was painted blue instead of the familiar black.

**NO. 33 IN THE WORLD**

In the 2015 world university rankings by the *TimesHigherEducation.co.uk*, the **University of Colorado** held its previous position of being the **No. 33** ranked university in the world (which translates to the solar system, the galaxy and the universe). Unlike other rankings that are based more on cost of attendance and class sizes, this ranking is based on teaching (the learning environment, 30%), research (volume, income and reputation, 30%), citations (research influence, 30%), international outlook (staff and students, 7.5%) and industry income (innovation, 2.5%). Nine Pac-12 schools made the Top 100, led by Stanford (No. 2) and California (No. 3); Harvard came in at No. 1 with M.I.T. (No. 4) and the University of Cambridge (U.K., No. 5) rounding out the top five. UCLA (No. 12), Washington (No. 16), Colorado (No. 33, the 25th U.S. school), Southern California (No. 47), Arizona (No. 78), Arizona State (No. 79) and Utah (No. 85) completing the Pac-12 listing.

**BUFFS BACK ON TV IN DENVER; "THE RISE" GOES NATIONAL**

Two new "all-Colorado" sport programs debuted last week, as CU has been without a weekly television presence in Denver since the 2011-12 athletic year:

**The Buffalo Stampede** returned with a new format and a new home: **Altitude Sports** (Comcast Ch. 25/725 HD). The show initially airs on Wednesday nights at 11:00 p.m., with several replays over the following two days. It will run through the men's and women's basketball seasons.

"**The Rise**" is the latest video series produced by CU's acclaimed football video staff; it is following the Colorado Buffaloes through the 2016 season. "The Rise" will be an interview driven narrative featuring and following the seniors through this journey. Six to eight episodes will cover the season from camp to bowl week. "The Rise" will be cinematic, yet organic, featuring behind-the-scenes footage and a narrative told by the seniors and coaches. It premiered on **Aug. 31** and can be seen on Pac-12 Mountain and CUbuffs.com.

**2016 COLORADO FOOTBALL LETTERMAN PICTURE**

Colorado has **61** lettermen returning for 2016 (59 from the 2015 team, with three others from past years); they break down into **28** on offense, **30** on defense and **3** specialists; the Buffs lose **27** lettermen off the 2015 squad (**11** offense/**15** defense/**1** specialist). CU returns **18** starters from last season (**9** offense/**9** defense), losing **4** (**2** offense/**2** defense); several positions had multiple personnel shuttle in and out, so there are several other players back with starting experience. The 2015 starters are listed in bold (six or more starts); \*—denotes letters earned primarily on special teams; #—lettered but injured early in the 2015 season and has been submitted for medical hardships. The breakdown (positions for returning players are their 2015 spots):

**OFFENSE**

Position	Returning (28)	Lost (11)
WR (x)	Bryce Bobo	<b>Nelson Spruce</b>
WR (z)	<b>Shay Fields</b> , Lee Walker, *Robert Orban	*Colin Johnson ( <i>holder</i> )
WR (h)	<b>Devin Ross</b> , Jay MacIntyre, Joey Hall	
LT	#Jeremy Irwin	<b>Stephane Nembot</b>
LG	<b>Gerrard Kough</b> , *Josh Kaiser	
C	<b>Alex Kelley</b> , Sully Wiefels	Vincent Arvia
RG	<b>Jonathan Huckins</b> , Shane Callahan, Colin Sutton	
RT	<b>Sam Kronshage</b> , John Lisella II	Ed Caldwell
TE	<b>Sean Irwin</b> , Dylan Keeney, Chris Hill, Brian Boatman	Hayden Jones
QB	<b>Seto Liufau</b> , Jordan Gehrke	Cade Apsay
TB	<b>Phillip Lindsay</b> , Michael Adkins, Kyle Evans, Donovan Lee	Christian Powell, Patrick Carr
FB	George Frazier	Jordan Murphy, John Finch

**DEFENSE**

Position	Returning (30)	Lost (15)
SLB	<b>Derek McCartney</b> , Tim Coleman, Terran Hasselbach	De'Jon Wilson ( <i>from 2014</i> )
DT	Jase Franke, #Eddy Lopez	<b>Justin Solis</b> , Tyler Henington ( <i>from 2013</i> )
DT	<b>Jordan Carrell</b> , Samson Kafovalu, Josh Tupou ( <i>from 2014</i> )	Clay Norgard, John Paul Tusso ( <i>from 2013</i> )
DE	<b>Leo Jackson III</b> , Michael Mathewes, *Aaron Howard	Blake Robbins, Garrett Gregory
MLB	<b>Rick Gamboa</b> , #Addison Gillam, N.J. Falo, Christian Shaver	
JLB	<b>Kenneth Olugbode</b> *Ryan Severson, *Travis Talianko ( <i>from 2014</i> )	Grant Watanabe
WLB	Jimmie Gilbert, Jaleel Awini, *Deaysean Rippy ( <i>from 2014</i> )	*Hunter Shaw
CB	<b>Ahkello Witherspoon</b> , Nick Fisher, *Andrew Bergner	
SS	<b>Tedric Thompson</b> , *Jaisen Sanchez	Marques Mosley
NB	<b>Chidohe Awuzie</b>	John Walker ( <i>from 2014</i> )
FS	<b>Ryan Moeller</b> , Afolabi Laguda	Jered Bell, Evan White
CB	Isaiah Oliver	<b>Kenneth Crawley</b> , Yuri Wright ( <i>from 2014</i> )

**SPECIALISTS**

Position	Returning (3)	Lost (1)
P	<b>Alex Kinney</b>	
PK	<b>Diego Gonzalez</b> (PK), <b>Chris Graham</b> (KO)	
SN		<b>Wyatt Tucker Smith</b>

**2016 COLORADO FOOTBALL STAFF**

<b>Head Coach</b>	Mike MacIntyre ( <i>Georgia Tech '89</i> )	<b>Director of Player Personnel</b>	Brad Forsyth ( <i>Illinois Wesleyan '90</i> )
<b>Co-Offensive Coordinator / Quarterbacks</b>	Brian Lindgren ( <i>Idaho '04</i> )	<b>Director of Quality Control/Offense</b>	Daniel Da Prato ( <i>UL-Monroe '03</i> )
<b>Co-Offensive Coordinator / Receivers</b>	Darrin Chiaverini ( <i>Colorado '99</i> )	<b>Director of Quality Control/Defense</b>	Nate Taye ( <i>San Jose State '13</i> )
<b>Offensive Line</b>	Klayton Adams ( <i>Boise State '05</i> )	<b>Director of Quality Control/Special Teams</b>	Matt Thompson ( <i>Fort Lewis '05</i> )
<b>Running Backs</b>	Darian Hagan ( <i>Colorado '96</i> )	<b>Director of Football Academics</b>	Katie Bason ( <i>Wake Forest '05</i> )
<b>Tight Ends / H-Backs</b>	Gary Bernardi ( <i>Cal State-Northridge '76</i> )	<b>Assistant Director of Recruiting</b>	A. J. Baer ( <i>Washington State '11</i> )
<b>Defensive Coordinator / Linebackers</b>	Jim Leavitt ( <i>Missouri '78</i> )	<b>Operations &amp; Recruiting Assistant</b>	Scott Unrein ( <i>Colorado '11</i> )
<b>Defensive Line</b>	Jim Jeffcoat ( <i>Arizona State '82</i> )	<b>Intern</b>	Erik Aunese ( <i>Colorado Mesa '16</i> )
<b>Secondary / Cornerbacks</b>	Charles Clark ( <i>Mississippi '07</i> )	<b>Intern</b>	Matt Bryson ( <i>Oklahoma State '10</i> )
<b>Secondary / Safeties</b>	Joe Tumpkin ( <i>Michigan Tech '94</i> )	<b>Intern</b>	Cory Hall ( <i>Colorado '16</i> )
<b>Offensive Graduate Assistant</b>	Peter Tuitupou ( <i>San Jose State '13</i> )	<b>Director of Strength &amp; Conditioning</b>	Drew Wilson ( <i>King's College '00</i> )
<b>Offensive Graduate Assistant</b>	John Hughes ( <i>Humboldt State '12</i> )	<b>Asst. Strength &amp; Conditioning Coach</b>	MT Eisner ( <i>Fairfield '08</i> )
<b>Defensive Graduate Assistant</b>	Cory Edsall ( <i>Maryland '15</i> )	<b>Asst. Strength &amp; Conditioning Coach</b>	Justin Geyer ( <i>Mt. St. Joseph '10</i> )
<b>Defensive Graduate Assistant</b>	Chidera Uzo-Diribe ( <i>Colorado '14</i> )	<b>Asst. Strength &amp; Conditioning Coach</b>	Jeremy Layport ( <i>Cal Lutheran '02</i> )
<b>Director of Football Operations</b>	Bryan McGinnis ( <i>San Jose State '07</i> )	<b>Asst. Strength &amp; Conditioning Coach</b>	Steve Englehart ( <i>SE Louisiana '05</i> )
<b>Director of Recruiting</b>	Adam Toyama ( <i>Hawaii '04</i> )		

**NATIONAL IMPROVEMENT**

In terms of scoring defense, the Buffaloes were the fifth-most improved unit in 2015 from 2014 numbers (third among Power 5 schools). Colorado allowed 39.0 points in 2014, but cut that back to 27.5 last fall, or **11.5** points fewer. The four ahead of CU: Georgia State 15.0 (43.3 to 28.3), North Carolina 14.5 (39.0 to 24.5), Western Kentucky 14.0 (39.9 to 25.9) and Vanderbilt 12.3 (33.3 to 21.0). In conference games, the Buffs improved by 10.7 points (43.0 to 32.3), and overall allowed 30 or more points just five times as compared to 11 times in 2014.

**BUFFALOES ON NATIONAL AWARD LISTS**

*(Watch Lists/Official Nominations)*

**Bear Bryant Coach of the Year Award:** Mike MacIntyre (one of 23 on official watch list)  
**Chuck Bednarik Award** (defensive player of the year): **CB Chidobe Awuzie, OLB Jimmie Gilbert** (two of 91 on official watch list)  
**Earl Campbell Tyler Rose Award** (most outstanding offensive player with ties to state of Texas): **SE Sean Irwin** (one of 41 players on official watch list)  
**Dante Hall Award** (most impactful “little big man” under 6-foot tall): **TB Kyle Evans** (one of 39 players on official watch list)  
**Paul Hornung Award** (most versatile player): **WR Donovan Lee** (one of 43 on official watch list)  
**Bronko Nagurski Award** (defensive player of the year): **CB Chidobe Awuzie, OLB Jimmie Gilbert** (two of 89 on official watch list)  
**Senior Bowl Watch List** (January 28 all-star game): **CB Chidobe Awuzie, Tedric Thomson, Josh Tupou**  
**Jim Thorpe Award** (top defensive back): **CB Chidobe Awuzie** (one of 39 on official watch list)  
**Doak Walker** (top running back): **TB Phillip Lindsay** (one of 77 on official watch list)  
**Danny Wuerffel Award** (athletic, academic & community achievement): **QB Sefo Liufau** (one of 88 on official watch list)  
**Polynesian Player of the Year** (most outstanding player of Polynesian Ancestry): **QB Sefo Liufau, DT Josh Tupou** (two of 38 players on official watch list)



Awuzie

**MIDSEASON ALL-PAC-12**

**CB CHIDOBE AWUZIE** (ESPN.com); **OLB JIMMIE GILBERT** (ESPN.com); **C ALEX KELLEY** (ESPN.com); **OG GERRAD KOUGH** (ESPN.com)

**PAC-12 PLAYERS OF THE WEEK**

**QB SEFO LIUFAU** (September 2, Offensive vs. Colorado State: 33-23-0, 318, 1 TD passing; 14-66 rushing; 384 yards total offense; 17 FDE)  
**QB STEVEN MONTEZ** (September 24, Offensive at Oregon: 32-23-2, 333, 2 TD passing; 21-135, 1 TD rushing; 468 yards total offense; 23 FDE in first career start)  
**PK DAVIS PRICE** (October 1, Special Teams vs. Oregon State: 2-2 FG (54 & 22 yards), 5-5 FG, 11 points, 8 KO/4 TD; longest FG by a freshman in school history)  
**TB PHILLIP LINDSAY** (October 15, Offensive vs. Arizona State: 26-219, 3 TD rushing; 4-20 receiving; 10 first downs earned)  
**SS TEDRIC THOMPSON** (October 22, Defensive at Stanford: 12 tackles (four solo), two interceptions-returned 30 yards, one third down stop, one touchdown save)  
**CB ISAAH OLIVER** (November 3, Special Teams vs. UCLA: 5-124, 1 TD punt returns; longs of 68 (TD) and 42, first CU punt return for a TD since 2005)  
**QB SEFO LIUFAU** (Nov. 19, Offensive vs. Washington State: 41-27-0, 345, 1 TD passing; 23-108, 3 td passing; 453 yards total offense; 22 FDE)  
**CB NICK FISHER** (Nov. 19, Defensive vs. Washington State: 4,2—6 TT, 4 third down stops (one on fourth down), 1 PBU)

**ROSE BOWL PAC-12 PLAYER OF THE WEEK**

**QB STEVEN MONTEZ** (Sept. 24 at Oregon: 32-23-2, 333, 2 TD passing; 21-135, 1 TD rushing; 468 yards total offense; 23 FDE in first career start)  
**QB SEFO LIUFAU** (Nov. 19 vs. Washington State: 41-27-0, 345, 1 TD passing; 23-108, 3 td passing; 453 yards total offense; 22 FDE)

**NFF/COLORADO CHAPTER STATE OF COLORADO PLAYER OF THE WEEK**

**QB STEVEN MONTEZ** (September 24 at Oregon: 32-23-2, 333, 2 TD passing; 21-135, 1 TD rushing; 468 yards total offense; 23 FDE in first career start)  
**WR SHAY FIELDS** (October 1 vs. Oregon State: 7-169 receiving, 3 TD (covering 51, 33 and 63 yards), 5 FDE  
**TB PHILLIP LINDSAY** (October 15, Offensive vs. Arizona State: 26-219, 3 TD rushing; 4-20 receiving; 10 first downs earned)

**SCOUT.COM PAC-12 PLAYER OF THE WEEK**

**QB SEFO LIUFAU** (September 2, Offensive vs. Colorado State: 33-23-0, 318, 1 TD passing; 14-66 rushing; 384 yards total offense; 17 FDE)

**COLLEGESPORTSMADNESS.COM NATIONAL PLAYER OF THE WEEK**

**QB STEVEN MONTEZ** (September 24 at Oregon: 32-23-2, 333, 2 TD passing; 21-135, 1 TD rushing; 468 yards total offense; 23 FDE in first career start)

**COLLEGESPORTSMADNESS.COM PAC-12 PLAYER OF THE WEEK**

**QB STEVEN MONTEZ** (September 24, Offensive at Oregon: 32-23-2, 333, 2 TD passing; 21-135, 1 TD rushing; 468 yards total offense; 23 FDE in first career start)  
**TB PHILLIP LINDSAY** (October 15, Offensive vs. Arizona State: 26-219, 3 TD rushing; 4-20 receiving; 10 first downs earned)  
**SS TEDRIC THOMPSON** (October 22, Defensive at Stanford: 12 tackles (four solo), two interceptions-returned 30 yards, one third down stop, one touchdown save)  
**ILB KENNETH OLUGBODE** (November 3, Defensive vs. UCLA: seven tackles (three solo, one for a loss), one third down stop, 51-yard interception return)

**COLLEGE FOOTBALL PERFORMANCE AWARDS NATIONAL PLAYER OF THE WEEK**

**TB PHILLIP LINDSAY** (honorable mention: October 15, vs. Arizona State: 26-219, 3 TD rushing; 4-20 receiving; 10 first downs earned)

**DAVEY O'BRIEN AWARD "GREAT EIGHT" NATIONAL AWARD WINNERS** (eight selected weekly)

**QB SEFO LIUFAU** (September 2, Offensive vs. Colorado State: 33-23-0, 318, 1 TD passing; 14-66 rushing; 384 yards total offense; 17 FDE)  
**QB STEVEN MONTEZ** (honorable mention: Sept. 24 at Oregon: 32-23-2, 333, 2 TD passing; 21-135, 1 TD rushing; 468 yards total offense; 23 FDE in first career start)

**JIM THORPE AWARD DEFENSIVE BACK OF THE WEEK**

**CB AHKELLO WITHERSPOON** (honorable mention; September 24 at Oregon: 3,2—5 TT, 3DS, PBU, INT, the latter with :48 left in the end zone)

**EARL CAMPBELL-TYLER ROSE AWARD NATIONAL PLAYER OF THE WEEK**

**QB STEVEN MONTEZ** (honorable mention: Sept. 24 at Oregon: 32-23-2, 333, 2 TD passing; 21-135, 1 TD rushing; 468 yards total offense; 23 FDE in first career start)  
**QB STEVEN MONTEZ** (honorable mention: Oct. 1 vs. Oregon State: 27-19-0, 293, 3 TD passing; 4-28 rushing; 321 yards total offense; 13 FDE in first career start)

**FWAA NATIONAL TEAM OF THE WEEK**

**COLORADO** (honorable mention: Sept. 24 at Oregon [Won, 41-38]: Steven Montez recorded the first 300-yard passing/100-yard rushing game in school history (333 and 135, respectively), and CU held off an Oregon rally with an interception in its own end zone by Ahkello Witherspoon in the final minute to earn a signature road win in its Pac-12 opener.)

**ALLSTATE SUGAR BOWL MANNING AWARD STARS OF THE WEEK** (eight selected weekly)

QB STEVEN MONTEZ (honorable mention: Sept. 24 at Oregon: 32-23-2, 333, 2 TD passing; 21-135, 1 TD rushing; 468 yards total offense; 23 FDE in first career start)  
 QB SEFO LIUFAU (honorable mention: Nov. 19 vs. Washington State: 41-27-0, 345, 1 TD passing; 23-108, 3 td passing; 453 yards total offense; 22 FDE)

**CU ATHLETES-OF-THE-WEEK**

QB SEFO LIUFAU (August 29-September 4; vs. Colorado State: 33-23-0, 318, 1 TD passing; 14-66 rushing; 384 yards total offense; 17 FDE)  
 QB SEFO LIUFAU (September 12-18; at Michigan: 25-16-0, 246, 3 TD passing; 8-4 rushing; 250 yards total offense; 1-14 receiving; 9 FDE)  
 QB STEVEN MONTEZ (September 19-25; at Oregon: 32-23-2, 333, 2 TD passing; 21-135, 1 TD rushing; 468 yards total offense; 23 FDE in first career start)

**BOBBY DODD TROPHY COACH OF THE YEAR**

MIKE MacINTYRE (one of 18 head coaches named to the award's midseason watch list)

**COACHINGSEARCH.COM ASSISTANT COACH OF THE WEEK**

BRIAN LINGREN, Quarterbacks (Week 4; September 24 at Oregon)      CHARKES CLARK, Defensive Backs (Week 8; October 22 at Stanford)  
 JIM LEAVITT, Linebackers (Week 7; October 15 vs. Arizona State)      BRIAN LINGREN, Quarterbacks (Week 12; November 19 vs. Washington St.)

**ALLSTATE AFCA GOOD WORKS TEAM**

OLB DEREK McCARTNEY (Jr.; bone marrow match and donated through the Be the Match national program; one of 12 recipients out of 81 nominated)

**NFF/COLLEGE FOOTBALL HALL OF FAME 2016 INDUCTEE**

DE HERB ORVIS (played at Colorado from 1969-71; recorded 20 career sacks and went on to enjoy a 10-year career in the National Football League)

**POLYNESIAN FOOTBALL HALL OF FAME 2017 INDUCTEES**

OG CHRIS NAEOLE (Colorado, 1992-96; NFL: New Orleans, Jacksonville 1997-2008, 12 years, Hawaiian ancestry)

**SEASON OPENER REVIEW**

Statistically speaking, Colorado had one of its best season-opening games in school history on Sept. 2 against Colorado State. CU's 578 yards of total offense in the contest were the most in a season opener since 1994, when that Buff team (which went 11-1 and finished the year ranked No. 4 in the coaches poll) put up 649 yards of offense in a 48-13 win over Northeast Louisiana. That 1994 season-opening total is the highest yardage gained for any game to begin a season in Buffalo history, but the 578 yards vs. CSU last Friday comes in at No. 2. It was also just the eighth time since 1946 that Colorado has gained more than 500 yards of offense in the season opener.

What was equally impressive was the Buff defense allowing just 225 yards of total offense. CU outgained CSU by 353 yards on the night, which is the second most it has out-gained an opponent in a season-opener in program history (trailing the 1994 opener when CU outgained Northeast Louisiana by 394 yards). Here are the largest margins of victory in a CU season opener in history (not including contests against local high schools at the turn of last century):

**LARGEST MARGINS OF VICTORY IN SEASON OPENER**

Year	Opponent	Score	Margin	Year	Opponent	Score	Margin	Year	Opponent	Score	Margin
1954	DRAKE	61- 0	61	1923	BRIGHAM YOUNG	41- 0	41	1995	at Wisconsin	43- 7	36
1942	COLORADO MINES	54- 0	54	1943	FT. WARREN	38- 0	38	1994	NORTHEAST LOUISIANA	48-13	35
1988	FRESNO STATE	45- 3	42	2016	Colorado State (Denver)	44- 7	37				

**OPENING DEPTH CHART NOTES**

The Buffs released their season-opening depth chart on August 27, and it showed that the Buffaloes finally had more upperclassmen filling out the depth chart than at any other time in coach Mike MacIntyre's previous three seasons in Boulder. In the two-deep, including all players expected to see game action in the opener against Colorado State (22 scrimmage positions plus four special teams—P, PK, SN, H), there are 17 seniors – as compared to just nine a year ago. In the first game, CU started 19 upperclassmen (9 seniors, 10 juniors), along with two sophomores and one redshirt freshman.

► Last year, CU did not start a freshman, true or redshirt, in the season opener for the first time since 2005; the Buffs had started at least one true freshman in each of the last four seasons prior to his year as well. Redshirt **Tim Lynott, Jr.**, is slated to open at left guard for the Buffaloes this year.

**SOUTH PARK RALPHIE INTRO**

Most know that the creators of Comedy Central's popular *South Park* are University of Colorado alums: **Trey Parker**, **Matt Stone** and animator **Eric Stough**. Trey voices **Eric Cartman**; he teamed with Eric this summer to create a short (roughly 20 seconds) vignette that debuted during the countdown to kickoff prior to the 2014 Arizona State game. It's been a hit since, especially among the CU student section. Cartman is seen in his usual garb and he introduced Ralphie before the real buffalo led the Buffs on the field.



**HERB ORVIS TRIBUTE**

Colorado and the National Football Foundation honored **Herb Orvis** in the first quarter as he will become the seventh CU player (and eighth associated with the school) to be inducted into the College Football Hall of Fame this December 6 in New York City. Orvis, a defensive end, played at CU from 1969-71; NFF CEO and CU grad **Steve Hatchell** and '93 Buffalo inductee **Dick Anderson** (class of '67) participated in the ceremony. Orvis wore his #88 CU jersey for the last time, as it will be sent with his helmet and the game ball from CU's win over Ohio State in '71 to the Hall of Fame.



**COLORADO 44, COLORADO STATE 7**

**SEPTEMBER 2, 2016**

**SAF AT MILE HIGH, DENVER**

**DENVER** – Starting fast offensively and rock solid defensively, the Colorado Buffaloes opened the 2016 season with a convincing 44-7 win over Colorado State on a Friday night at Sports Authority Field at Mile High.

The Buffs rolled up 578 yards of total offense – their most in a season opener in 22 years – and held the Rams to 225. CU was in control from the start, holding the Rams to three plays and out on the game’s first series and then marching 73 plays in 11 yards to take a 7-0 lead just four-plus minutes into the game and the rout was on.

CU senior Sefo Liufau, playing his first game since successfully rehabilitating from a Lisfranc (foot) injury, completed 23-of-33 passes for 318 yards and one touchdown, becoming the school’s career leader in passing yardage (7,715).

**HOW IT HAPPENED:** CU scored on three of its first four possessions and led 24-0 with 13:59 left in the first half. By the end of the first quarter, the Buffs offense had outgained the Rams 253-10, with the CU defense emphatically answering the pressing pregame question about stopping the CSU run game. And the Buffs’ up-tempo offense was up-and-running (and passing) early. The Buffs were fast: Their four first-half TD drives required 2:59, 1:56, 1:09 and 1:01.

CU’s first scoring march was its longest in both time required (2:59) and distance covered (73 yards, 11 plays). Tailback Phillip Lindsay ran for 38 yards during the drive and Liufau completed two of three passes for 22 yards.

Liufau carried twice in that march, gaining eight yards on first down from the CSU 13, then fumbling at the goal line on second down. But his 310-pound center, Alex Kelley, smothered the football in the end zone.

Four more scores would follow in quick succession – a 17-yard Liufau to Devin Ross pass, a 1-yard Lindsay run, a 30-yard Diego Gonzalez field goal, and another 1-yard Lindsay dive that made it 31-0; the latter followed a 46-yard one-handed catch by Bryce Bobo that he hauled in before stepping out at the CSU 1-yard line.

In addition to his 30-yard field goal, Gonzalez kicked four PATs, extending his streak to 39 straight over last season and this. Through Friday night’s first half, CU kicking specialists had made 142 straight extra points.

CU outgained CSU 364-79 in total yardage in the first half, including holding a 248-22 passing yards advantage. The Rams used two quarterbacks – starter Nick Stevens, transfer Faton Bauta – who combined to go 6-of-17 with one interception. That pick was by Chidobe Awuzie, who picked off Stevens late in the first half to set up the Buffs at their own 41-yard line. Lindsay scored on his second 1-yard dive five plays later.

CU increased its lead to 37-0 on a pair of third-quarter Gonzalez field goals (29, 22 yards) and took its shutout into the final quarter. The Rams finally scored on the first play of the fourth quarter, getting a 5-yard TD pass from Bauta to Marcus Wilson.

Liufau left the game after fumbling the ball away after a jarring tackle on a keeper with 12:38 remaining. CSU took over at its 33 but couldn’t capitalize on the turnover.

But he returned on the next series, marching the Buffs 50 yards in 11 plays for their final score. The touchdown came on a 1-yard leap by former walk-on tailback Kyle Evans, who was awarded a scholarship midway through preseason camp. Gonzalez’s PAT pushed CU’s lead to 44-7 with 4:24 remaining. Seeing his first college action, redshirt freshman QB Steven Montez spelled Liufau on the Buffs’ final possession.

**TURNING POINT:** The tone was set early by the CU ‘D.’ The Buffs held the Rams to 10 yards on 15 first-quarter plays, limiting them to 8 yards rushing and sending a decisive early message about stopping the CSU running game. The Rams didn’t register their initial first down until 10:23 remained before halftime, and that possession ended three plays later with their sixth punt of the first half.

**CU STANDOUTS:** Lindsay: 20 carries, 95 yards, 2 TDs; Liufau: 23-33, 318 yards, 1 TD; Awuzie: nine tackles (eight solo), four third down stops and the interception.

Colorado State.....	0	0	0	0	–	7
<b>COLORADO</b> .....	<b>21</b>	<b>10</b>	<b>6</b>	<b>7</b>	–	<b>44</b>

SCORING	Score	Time	Qtr
COLORADO — Kelley recovered fumble in the end zone (Gonzalez kick)	7- 0	10:31	1Q
COLORADO — Ross 17 pass from Liufau (Gonzalez kick)	14- 0	7:38	1Q
COLORADO — Lindsay 1 run (Gonzalez kick)	21- 0	1:39	1Q
COLORADO — Gonzalez 30 FG	24- 0	13:59	2Q
COLORADO — Lindsay 1 run (Gonzalez kick)	31- 0	2:46	2Q
COLORADO — Gonzalez 29 FG	34- 0	10:43	3Q
COLORADO — Gonzalez 22 FG	37- 0	4:05	3Q
Colorado State — Wilson 5 pass from Bauta (Bryan kick)	37- 7	14:57	4Q
COLORADO — Evans 1 run (Gonzalez kick)	44- 7	4:24	4Q

TEAM STATISTICS	COLORADO	CSU
First Downs.....	28	12
Third Down Efficiency (Fourth).....	12-19 (1-1)	5-16 (1-3)
Rushes—Net Yards .....	56-260	35-162
Passing Yards .....	318	63
Passes (Att-Comp-Int).....	33-23-0	29-12-2
Total Offense .....	578	225
Return Yards .....	53	0
Punts: No-Average.....	2-45.0	6-43.3
Fumbles: No-Lost.....	3-2	2-2
Penalties/Yards .....	4/35	2/15
Quarterback Sacks—Yards.....	2-24	1-6
Time of Possession .....	34:36	25:24
Drives/Average Field Position .....	13/C36	13/CS28
Red Zone: Scores-Attempts (Points).....	8-8 (44)	1-1 (7)

**Attendance:** 69,850 **Time:** 3:45  
**Weather** (82°): mostly clear skies, 27% humidity, 4 mph winds from the east

**INDIVIDUAL STATISTICS**

**Rushing—Colorado:** Lindsay 20-95, Liufau 14-66, Evans 8-41, Lee 10-41, Bisharat 4-17. **CSU:** Dawkins 14-88, Bauta 4-39, Hawkins 1-17, Kinsey 5-13, Matthews 7-13, Gallup 1-12, Clark 1-4, Stevens 2-minus 24.  
**Passing—Colorado:** Liufau 33-23-0, 318, 1 td. **CSU:** Stevens 20-6-2, 31, 1 td; Bauta 9-6-0, 32, 0 td.  
**Receiving—Colorado:** Ross 8-97, Bobo 5-99, Fields 3-79, Lindsay 3-23, Lee 2-12, MacIntyre 2-8. **CSU:** Gallup 4-38, Dawkins 3-9, Peralta 2-11, Wilson 2-7, Long 1-minus 2.  
**Punting—Colorado:** Kinney 2-45.0 (45 long, 0 In20). **CSU:** Hunt 6-43.3 (57 long, 2 In20).  
**Punt Returns—Colorado:** MacIntyre 2-19. **CSU:** none. **Kickoff Returns—Colorado:** Lindsay 1-26. **CSU:** Dawkins 1-35.  
**Tackle Leaders—Colorado:** Awuzie 8,1—9; Olugbode 5,1—6; Thompson 3,3—6; Laguda 4,1—5; Gamboa 3,2—5; Moeller 1,3—4; Carrell 3,0—3; Kafovalu 3,0—3; Gillam 2,1—3; Tupou 1,2—3; McCartney 1,2—3; Franke 2,0—2; Gilbert 1,1—2. **CSU:** Davis 17,2—19; Schlager 11,0—11; Sweet 6,2—8; Colorito 4,2—6; Lovingood 4,1—5; Taylor 4,1—5.  
**Quarterback Sacks—Colorado:** Gilbert 1-16, Olugbode 1-8. **CSU:** Buys 1-6.  
**Interceptions—Colorado:** Thompson 1-20, Awuzie 1-14. **CSU:** none. **Passes Broken Up—Colorado:** Witherspoon 2, Awuzie, Gamboa, Thompson. **CSU:** Simmons 2.

**GAME NOTES**

The announced attendance of **69,850** was the most in the series since 2003 (76,219); Colorado sold **33,486** tickets (**9,217** student) for the game, accounting for that number despite season ticket holders of just under 2,800 tickets opted out for the game to receive an equal value in number for a Pac-12 game ... Colorado’s **31-0** halftime lead was its largest since Nov. 15, 2003, when it led Iowa State 37-0 in Ames (an eventual 44-10 win) ... CU’s **44** points were the most in the series by either team since 1996, when the Buffs won 48-34 in Fort Collins, and the 37-point win was the most lopsided in the series since a 47-7 CU win in 1956 (and the largest in an opener since 1988, when CU beat Fresno State in Boulder, 45-3) ... The **578** yards on offense by the Buffaloes were their most in a season opener since 1994 (649 in a 48-13 win over NE Louisiana), with the **225** yards allowed the fewest by an opponent in an opener since 1998 (CSU: 202 in a 42-14 Buff win) ... **C Alex Kelley** scored the first TD by a Buff offensive lineman since Oct. 28, 1995, when **OG Heath Irwin** recovered a fumble in the end zone in a 44-21 loss to Nebraska; Kelley became the first offensive lineman in CU history to score the team’s first points of the year ... The Buffs outgained CSU, 253-10, in the first quarter (14 of CSU’s first 18 plays went for three yards or less) as the Rams opened the game with six three-and-outs. In the first half, CSU ran nine plays in CU territory for minus-2 yards.

**COLORADO 56, IDAHO STATE 7**

**SEPTEMBER 10, 2016**

**FOLSOM FIELD, BOULDER**

**BOULDER** — Colorado won its second straight game with a record-setting performance at Folsom Field, rolling to a 56-7 win over visiting Idaho State in the home opener to start the season 2-0.

Sefo Liufau threw for 204 yards and two touchdowns, and added 54 yards and another score running the ball as the Buffaloes pulled away from the Bengals early and would play 71 of 86 players that dressed for the game.

The Buffs tied school records for the most points in the second quarter (35) and first half (49), and set a school record for the largest halftime lead (49-0), eclipsing a 49-7 edge they held against Northeast Louisiana in 1995.

**HOW IT HAPPENED:** The Buffs thoroughly dominated the game in every regard, putting it away before halftime.

CU scored on seven of its eight possessions in the first half. Colorado quarterback Sefo Liufau was 15-for-18 for 204 yards and two touchdowns in the first half, and also ran for 54 yards and a score before intermission. Phillip Lindsay added a pair of rushing touchdowns and Devin Ross and Kabion Ento each had a touchdown reception. Ento also added another touchdown catch in the third quarter for CU's final points of the day

Colorado led 14-0 after the first quarter, opening with a 15-yard Liufau touchdown pass to Ross, followed by a 6-yard Lindsay run.

The Buffs then added five more touchdowns in the second quarter, with Lindsay adding another score from 2 yards, Kyle Evans rushing 1 yard for a touchdown, Liufau throwing to Chris Hill for a 4-yard score and Liufau running in from 19 yards out. CU backup quarterback Steven Montez then got into the act, completing a 69-yard touchdown pass to Ento on his first pass attempt as a collegian. Ento's touchdown was also the first time he touched the ball as a Buff.

Colorado finished with 597 yards offense, the Buffs' second straight week with at least 500 yards, following a 578-yard effort in an opening 44-7 win over Colorado State.

Defensively, the Buffs were equally dominant, holding the Bengals to 96 yards offense — 29 rushing and 67 passing. Colorado also did not allow Idaho State to cross midfield in the first half, and allowed just seven first downs for the entire game (three in the first half).

**TURNING POINT:** After punting on their second possession of the day, the Buffs defense forced a three-and-out and the offense came back to drive 61 yards in five plays for a touchdown to go up 14-0, opening the gate for six straight CU touchdowns.

**KEY STATISTIC:** The Bengals averaged just 1.7 yards per offensive play while the Buffs averaged 6.8 per snap.

**NOTEWORTHY:** An interception from true freshman Tony Julmisse extended CU's streak with at least one defensive takeaway to 15 games, best in the nation. ... It is the first 2-0 start by the Buffs since 2013, when Mike MacIntyre's first CU team beat CSU and Central Arkansas to open the year. ... CU played 71 of the 86 players who dressed for the game. ... It was the first time CU has gained 500-plus yards in back-to-back games since Nov. 9-16, 2002.

**QUOTE WORTHY:** "I think we just go out there and play as hard as we can play. The whole key of the first two games goes back to practice. It doesn't go to what happened in the game, it goes to how we practice and how we focus and prepare." — CU coach Mike MacIntyre

"I just think we are executing at a higher level. I think we're holding ourselves to a higher standard." — Liufau

Idaho State.....	0	0	7	0	-	7
COLORADO .....	14	35	7	0	-	56

SCORING	Score	Time	Qtr
COLORADO — Ross 15 pass from Liufau (Gonzalez kick)	7- 0	10:02	1Q
COLORADO — Lindsay 6 run (Gonzalez kick)	14- 0	2:51	1Q
COLORADO — Lindsay 2 run (Gonzalez kick)	21- 0	14:16	2Q
COLORADO — Evans 1 run (Gonzalez kick)	28- 0	12:13	2Q
COLORADO — Hill 4 pass from Liufau (Gonzalez kick)	35- 0	6:07	2Q
COLORADO — Liufau 19 run (Gonzalez kick)	42- 0	4:21	2Q
COLORADO — Ento 69 pass from Montez (Gonzalez kick)	49- 0	0:35	2Q
COLORADO — Ento 19 pass from Montez (Graham kick)	56- 0	6:20	3Q
Idaho State — Ford 3 run (Johnson kick)	56- 7	1:48	3Q

TEAM STATISTICS	COLORADO	IDAHO STATE
First Downs.....	32	7
Third Down Efficiency (Fourth).....	11-18 (1-2)	2-14 (0-1)
Rushes—Net Yards .....	57-262	13-29
Passing Yards .....	335	67
Passes (Att-Comp-Int).....	31-22-0	42-20-1
Total Offense .....	597	96
Return Yards .....	31	23
Punts: No-Average.....	4-41.8	11-41.3
Fumbles: No-Lost.....	1-1	0-0
Penalties/Yards .....	5/37	8/78
Quarterback Sacks—Yards .....	1-3	0-0
Time of Possession .....	36:36	23:24
Drives/Average Field Position .....	15/C35	16/IS26
Red Zone: Scores-Attempts (Points).....	7-8 (49)	1-1 (7)

**Attendance:** 39,505    **Time:** 3:13  
**Weather (77°):** sunny skies, 17% humidity, 5 mph winds from the northeast

**INDIVIDUAL STATISTICS**  
**Rushing—Colorado:** Liufau 6-54, Evans 15-52, Lee 8-40, Montez 4-34, T.Lewis 9-33, Lindsay 7-30, Bisharat 8-19. **Idaho State:** Flanagan 2-11, Madison 2-9, Ford 6-9, Woodhouse 1-2, Dean 1-1, T.Gueller 1-minus 3.  
**Passing—Colorado:** Liufau 18-15-0, 204, 2 td; Montez 10-6-0, 177, 2 td; Gehrke 3-1-0, 14. **Idaho State:** T.Gueller 36-19-1, 65, 0 td; Jewell 6-1-0, 2.  
**Receiving—Colorado:** MacIntyre 6-76, Ross 3-27, Ento 2-88, Fields 2-78, Bobo 2-7, Huntley 1-14, Lee 1-10, Lindsay 1-9, Bounds 1-8, Evans 1-8, Hall 1-6, Hill 1-4. **Idaho State:** Cook 5-28, Williams 4-19, Graves 4-15, Ford 4-7, Pilster 1-2, M.Gueller 1-1, Campbell 1-minus 5.  
**Punting—Colorado:** Kinney 4-41.8 (47 long, 1 In20, 1 TB). **Idaho State:** Cheney 8-44.4 (59 long, 1 In20; Jewell 3-33.0 (40 long, 0 In20).  
**Punt Returns—Colorado:** MacIntyre 5-30. **Idaho State:** Louie-McGee 1-6. **Kickoff Returns—Colorado:** Julmisse 1-14. **Idaho State:** Ford 4-83.  
**Tackle Leaders—Colorado:** Gilbert 3,2—5; Olugbode 4,0—4; D.Lewis 3,1—4; Julmisse 3,0—3; Carrell 2,1—3; Tupou 2,1—3; Gamboa 1,2—3; Laguda 1,2—3; Awuzie 2,0—2; Severson 2,0—2; Howard 1,1—2; Kafovalu 1,1—2; Coleman 0,2—2. **Idaho State:** Martin 8,1—9; Stout 8,0—8; Manu 7,1—8; Jenkins 4,4—8; Ricks 5,1—6; Salutregui 5,0—5.  
**Quarterback Sacks—Colorado:** Carrell 1-3. **Idaho State:** none.  
**Interceptions—Colorado:** Julmisse 1-1. **Idaho State:** none. **Passes Broken Up—Colorado:** Awuzie, Bergner, Gamboa, Gilbert, Lewis, Moeller, Thompson, Witherspoon. **ISU:** Taylor.

**GAME NOTES**  
**Ralphie V** did not run before the second half due to a safety issue with a new harness ... CU snapped a **14-game** losing streak when wearing black helmets (2-14 overall) ... CU played 71 of 86 players it dressed for the game ... **QB Sefo Liufau** (15-18-0, 204, 2 TD, 215.2 rating) had his record 22nd 200-yard passing game ... **WR Kabion Ento** became the 14th known player in CU history to score on their first offensive or special teams touch ... Colorado tied its school records for the most points in the second quarter (**35**), first half and either half (**49**); the **49-point** halftime lead set a new mark, topping the 42-point edge CU had versus NE Louisiana in 1995 (a 49-7 lead); and the 49-point win was CU's largest since that 66-14 verdict over NE Louisiana ... Colorado has scored **100** points in its first two games, its most since 103, also in 1994 ... Colorado gained **500-plus** yards in back-to-back games for the first time since Nov. 9-16, 2002; it marked the first time in back-to-back games to open a season since 1993 (when CU had 500+ in three straight versus Texas, Baylor and Stanford) ... Colorado allowed just **14** points in the first two games, its low since 1978, when the Buffs allowed 7 points in each of the first five games ... CU improved to **46-1** in "Sub 100/100 games," when holding the opponent under 100 in both rushing and passing, doing so for the first time since a 42-0 win over Miami-Ohio in 2007; the last time CU held a team under **100** yards total was on Oct. 24 1992 (54-7 win over Kansas State, 16 yards).

**MICHIGAN 45, COLORADO 28**

**SEPTEMBER 17, 2016**

**MICHIGAN STADIUM, ANN ARBOR**

**ANN ARBOR, Mich.** — Colorado twice held a 14-point lead in the first quarter, but special teams miscues and injuries took their toll, as fourth-ranked Michigan rallied for a 45-28 win at Michigan Stadium.

The Wolverines turned one blocked punt into a touchdown and forced another bad punt that put the Wolverines in position for a second touchdown in the first half, and took a 24-21 lead into the locker room at intermission.

Colorado regained the lead on the first possession of the third quarter when Sefo Liufau tossed a 70-yard touchdown pass to Shay Fields, but Liufau (16-for-25, 245 yards, 3 touchdowns) left the game with an ankle injury after CU's next possession and the Buffs did not score again while Michigan answered with three more scores.

**HOW IT HAPPENED:** The Buffs jumped out to a quick 14-0 lead, scoring on their first offensive possession, then adding a defensive score less than a minute later.

After forcing Michigan to punt on its first possession, Colorado needed just three plays to go 49 yards for a touchdown. Liufau hit Jay MacIntyre with a 14-yard pass to start the drive, then connected with Devin Ross on a 37-yard scoring strike down the middle two plays later to give the Buffs a 7-0 lead.

Colorado then extended the lead to 14-0 less than a minute later. With Michigan facing a third-and-7, CU defensive back Chidobe Awuzie came off the edge and sacked Michigan quarterback Wilton Speight, forcing a fumble. Colorado linebacker Derek McCartney scooped up the loose ball and rumbled 18 yards for a touchdown and 14-0 lead.

Michigan, though, responded with a big play of its own. After stopping CU's offense in Colorado territory, UM's Michael Jocz blocked Alex Kinney's punt. Grant Perry then grabbed the ball at CU's 6-yard line and took it to the end zone as Michigan cut CU's lead to 14-7.

Colorado then bumped its edge back to 14 by driving 67 yards in 10 plays for a touchdown. Phillip Lindsay had a 10-yard run on the drive, Liufau hit Shay Fields for an 18-yard gain and Kabion Ento for 16 yards before finding Ross again on a fade route in the corner of the end zone.

The second period, however, was all Michigan. CU's Diego Gonzalez was wide right on a 36-yard field goal try and on CU's next possession, Kinney punted the ball into the backside of a CU player. It took Michigan just two plays to go 38 yards for the score, getting a 17-yard scoring run from Jehu Chesson to cut the Buffs' lead to 21-14.

**TURNING POINT:** Michigan added a 39-yard field goal with 1:59 left in the half to pull within 21-17 and the Buffs couldn't muster a drive and punted. The Wolverines needed one play to take the lead when Amara Darboh ran 45 yards for a score, giving UM a 24-21 edge heading into halftime.

But CU needed just three plays to score after the half, getting a 70-yard touchdown throw from Liufau to Fields for a 28-24 lead. Liufau, though, was injured on the prior play and while he returned on CU's next series, it was his last action of the day.

The Wolverines quickly responded. After a kick return by Jabrill Peppers past midfield, Michigan needed just two plays to reach the end zone, getting a 42-yard run from De'Veon Smith for a 31-28 lead, one the Wolverines never relinquished.

Michigan tacked on two more scores, going 80 yards for one and getting a 54-yard punt return for a touchdown from Peppers for another for the final tally.

**KEY STATISTIC:** CU scored 21 points and had 195 total yards in the first quarter, but just seven and 130 afterwards.

**NOTEWORTHY:** It was CU's 23rd straight loss against a ranked team dating back to 2009.

<b>COLORADO</b> .....	<b>21</b>	<b>0</b>	<b>7</b>	<b>0</b>	<b>- 28</b>
<b>Michigan</b> .....	<b>7</b>	<b>17</b>	<b>14</b>	<b>7</b>	<b>- 45</b>

<b>SCORING</b>	<b>Score</b>	<b>Time</b>	<b>Qtr</b>
COLORADO — Ross 37 pass from Liufau (Gonzalez kick)	7- 0	12:37	1Q
COLORADO — McCartney 18 fumble return (Gonzalez kick)	14- 0	11:48	1Q
Michigan — Perry 6 blocked punt return (Allen kick)	14- 7	8:27	1Q
COLORADO — Ross 6 pass from Liufau (Gonzalez kick)	21- 7	3:49	1Q
Michigan — Chesson 17 run (Allen kick)	21-14	8:49	2Q
Michigan — Allen 39 FG	21-17	1:59	2Q
Michigan — Darboh 45 pass from Speight (Allen kick)	21-24	0:33	2Q
COLORADO — Fields 70 pass from Liufau (Gonzalez kick)	28-24	14:02	3Q
Michigan — Smith 42 run (Allen kick)	28-31	13:16	3Q
Michigan — Isaac 1 run (Allen kick)	28-38	3:06	3Q
Michigan — Peppers 54 punt return (Allen kick)	28-45	11:27	4Q

**Attendance:** 110,042 **Time:** 3:22  
**Weather (75°):** cloudy skies, 80% humidity, 10-15 mph winds from the southwest

<b>TEAM STATISTICS</b>	<b>COLORADO</b>	<b>MICHIGAN</b>
First Downs.....	15	20
Third Down Efficiency (Fourth).....	1-13 (0-1)	5-16 (0-0)
Rushes—Net Yards .....	33-64	41-168
Passing Yards .....	261	229
Passes (Att-Comp-Int).....	34-18-0	30-16-0
Total Offense.....	325	397
Return Yards .....	76	132
Punts: No-Average.....	10-33.1	7-39.3
Fumbles: No-Lost.....	1-0	2-1
Penalties/Yards .....	7/46	5/41
Quarterback Sacks—Yards.....	3-22	4-28
Time of Possession .....	28:25	31:35
Drives/Average Field Position .....	17/C28	15/M37
Red Zone: Scores-Attempts (Points).....	1-2 (7)	3-4 (17)

**INDIVIDUAL STATISTICS**

**Rushing—Colorado:** Lindsay 12-51, Evans 4-17, Liufau 8-4, Lee 1-3, Ross 1-minus 2, Allen 2-minus 4, Montez 4-minus 4, Team 1-minus 1. **Michigan:** Smith 11-87, Chesson 3-25, Peppers 2-24, Isaac 10-18, Evans 4-10, Higdon 1-8, McDoom 2-5, O'Korn 1-3, Hill 1-2, Speight 6-minus 14.

**Passing—Colorado:** Liufau 25-16-0, 246, 3 td; Montez 7-0-0, 0; MacIntyre 1-1-0, 14; Gehrke 1-1-0, 1. **Michigan:** Speight 30-16-0, 229, 1 td.

**Receiving—Colorado:** Ross 7-78, Fields 4-99, Lindsay 2-0, Bobo 1-50, Ento 1-16, Liufau 1-14, Lee 1-3, Adkins 1-1. **Michigan:** Butt 7-87, Darboh 2-51, Hill 2-16, Smith 1-minus 3, Perry 1-54; Isaac 1-21, Evans 1-3.

**Punting—Colorado:** Kinney 8-42.2 (53 long, 0 In20, 1 TB); Team 2-minus 7. **Michigan:** Allen 7-39.3 (50 long, 1 In20, 2 TB).

**Punt Returns—Colorado:** MacIntyre 3-58. **Michigan:** Peppers 4-99, Jocz 1-27, Perry 0-6. **Kickoff Returns—Colorado:** Julmisse 4-101. **Michigan:** Peppers 2-81.

**Tackle Leaders—Colorado:** Olugbode 11,3—14; Gamboa 7,5—12; Oliver 7,0—7; Kafovalu 3,3—6; Awuzie 5,0—5; Laguda 4,1—5; Thompson 4,1—5; Carrell 2,2—4; Tupou 2,2—4; Witherspoon 3,0—3; Gilbert 1,1—2; Moeller 1,1—2. **Michigan:** Gedeon 4,8—12; Peppers 6,3—9; Hill 4,2—6; Clark 3,3—6; Thomas 2,4—6; McCray 3,2—5.

**Quarterback Sacks—Colorado:** Awuzie 1-10, Kafovalu 1-8, Gilbert ½-2, Tupou ½-2. **Michigan:** Peppers 1-11, Hurst 1-3, McCray ½-4, Glasgow ½-4, Gedeon ½-3, Winovich ½-3.

**Interceptions—Colorado:** none. **Michigan:** none. **Passes Broken Up—Colorado:** Thompson 2, Witherspoon 2, Awuzie 1. **Michigan:** McCray, Stribling, Thomas.

**GAME NOTES**

CU dropped to **10-22** in games played in the Eastern Time Zone (**8-16** regular season, **2-6** bowl) ... This was the fifth time CU has played before 100,000-plus, with the **110,042** the largest of the five; it was the ninth time a team from the state of Colorado has played before a six-figure crowd: Air Force twice previously, CSU once and the Denver Broncos in SB XXI in Pasadena) ... CU has lost **23** straight against ranked teams, and **27** straight road games against ranked opponents (last win over Kansas in 2009, last road win at UCLA in 2002) ... **OT Aaron Haigler** made his first career start, doing so on the right side ... In the first half, the teams combined to go **1-of-14** on third down, gaining 4 net yards ... CU scored **28** points after scoring 30 in its first three trips here (0-31 in 1974, 27-26 in 1994, 3-27 in 1997) ... Liufau engineered 11 drives before leaving with the ankle injury (46 plays, 307 yards); Steven Montez was in for six drives (20 plays, 17 yards); Jordan Gehrke in for one play (1 yard) when Montez' helmet was knocked off ... CU was **7-of-9** on second downs in the first quarter, all conversions six yards or longer ... Colorado surrendered **397** yards on defense, 184 of which came on five plays ... **OLB Derek McCartney's** 18-yard fumble return for a touchdown as CU's first since Samson Kafovalu returned one 33 yards for a score last year at UCLA.

**COLORADO 41, OREGON 38**

**SEPTEMBER 24, 2016**

**AUTZEN STADIUM, EUGENE**

**EUGENE, Ore.** — Ahkello Witherspoon's interception in the end zone ended a last-ditch Oregon drive Saturday, clinching a 41-38 Colorado win over Oregon at Autzen Stadium in the Pac-12 opener for both teams.

Witherspoon's interception came with 48 seconds remaining in the game and Oregon with a first-and-goal from the 7-yard line, giving the Buffs the signature win they've been seeking to signal that CU's program has indeed turned around.

**HOW IT HAPPENED:** Steven Montez had a record-setting starting debut for the 3-1 Buffs at quarterback, completing 23 of 32 passes for 333 yards and three touchdowns and two interceptions. He turned in the first-ever 300-yard passing/100-yard rushing game in school history.

After jumping out to a double-digit lead for the second week in a row only to see the lead disappear, the Buffs rallied to win this one.

The Buffs jumped out to a 23-7 edge before the Ducks rallied to take a 38-33 lead late in the third quarter, turning a pair of Montez interceptions into touchdown drives.

But the Buffs showed some moxie in crunch time, regaining the lead midway through the fourth quarter when Montez threw a 31-yard touchdown pass to Bryce Bobo. The pass was originally ruled incomplete, but after instant replay review, the officials signaled touchdown. A 2-point conversion pass from Montez to Bobo gave the Buffs a 41-38 lead with 8:43 to go in the game, and the Buffs defense took over and made the lead stand, coming up with three straight defensive stops.

Colorado built its early lead with another strong start. After Oregon punted following a three-and-out on its opening possession of the game, the Buffs drove 80 yards in

eight plays for their first TD, getting a 1-yard scoring run from Phillip Lindsay to cap the drive, in which Montez completed three passes and Lindsay had a 33-yard run.

CU's defense then forced another three-and-out and the Buffs put together a seven-play, 44-yard drive that produced a 24-yard Chris Graham field goal and 10-0 lead.

Oregon then answered with its first score of the game to cut the lead to 10-7 when Taj Griffin scored from 1 yard out on a drive that was sparked by a 50-yard Tony Brooks-James run.

The Buffs, though, quickly responded, putting together back-to-back scoring drives to take a 23-7 lead. The first was a 12-play, 87-yard march, capped by a 7-yard Montez toss to Shay Fields, but a blocked PAT left CU with a 16-7 lead. Following an Oregon punt, CU struck quickly, going 63 yards in just four plays. A 61-yard Montez pass to Devin Ross put the Buffs at the Oregon 5, and two plays later, Montez dove over from the 3-yard line and Graham's PAT gave CU a 23-7 lead.

But Oregon answered with a touchdown and field goal, sandwiched around a CU drive that stalled in Ducks territory after a failed fourth-down try. The Ducks kept their touchdown drive alive with a 29-yard run on a fake punt, then scored on a 25-yard pass from Dakota Prukop to Darren Carrington Jr.

Colorado closed the half with a field goal to take a 26-17 lead into the locker room at intermission, then opened the third quarter with a 75-yard scoring drive. Montez hit Ross with a 48-yard scoring pass that was initially ruled incomplete but ruled a touchdown by replay and CU led 33-17 just two minutes into the third quarter.

**TURNING POINT:** This one had no turning point until the end. Montez's touchdown to Bobo and Witherspoon's interception were both plays that made the win possible.

<b>COLORADO</b> .....	<b>16</b>	<b>10</b>	<b>7</b>	<b>8</b>	<b>-</b>	<b>41</b>
<b>Oregon</b> .....	<b>7</b>	<b>10</b>	<b>21</b>	<b>0</b>	<b>-</b>	<b>38</b>

<b>SCORING</b>	<b>Score</b>	<b>Time</b>	<b>Qtr</b>
COLORADO — Lindsay 1 run (Graham kick)	7- 0	11:16	1Q
COLORADO — Graham 24 FG	10- 0	6:35	1Q
Oregon — Griffin 1 run (Schneider kick)	10- 7	5:16	1Q
COLORADO — Fields 7 pass from Montez (Graham kick)	16- 7	0:08	1Q
COLORADO — Montez 3 run (Graham kick)	23- 7	11:58	2Q
Oregon — Carrington 25 pass from Prukop (Schneider kick)	23-14	10:18	2Q
Oregon — Schneider 41 FG	23-17	2:31	2Q
COLORADO — Graham 33 FG	26-17	0:00	2Q
COLORADO — Ross 48 pass from Montez (Graham kick)	33-17	12:59	3Q
Oregon — Brooks-James 1 run (Schneider kick)	33-24	7:02	3Q
Oregon — Benoit 3 run (Schneider kick)	33-31	1:52	3Q
Oregon — Carrington 18 pass from Prukop (Schneider kick)	33-38	0:54	3Q
COLORADO — Bobo 31 pass from Montez (Bobo pass from Montez)	41-38	8:43	4Q

**Attendance:** 53,974 **Time:** 3:32  
**Weather (68°):** mostly sunny, 40% humidity, 4 mph winds from the northwest

<b>TEAM STATISTICS</b>	<b>COLORADO</b>	<b>OREGON</b>
First Downs.....	32	24
Third Down Efficiency (Fourth).....	6-12 (0-1)	6-15 (2-2)
Rushes—Net Yards .....	52-260	45-215
Passing Yards .....	333	293
Passes (Att-Comp-Int).....	32-23-2	33-22-1
Total Offense .....	593	508
Return Yards .....	12	40
Punts: No-Average.....	3-40.3	6-38.5
Fumbles: No-Lost.....	1-0	0-0
Penalties/Yards .....	5/47	8/75
Quarterback Sacks—Yards.....	3-24	3-21
Time of Possession .....	33:26	26:34
Drives/Average Field Position .....	14/C24	13/O30
Red Zone: Scores-Attempts (Points).....	5-5 (27)	4-5 (28)

**INDIVIDUAL STATISTICS**

**Rushing—Colorado:** Montez 21-135, Lindsay 15-72, Evans 10-61, MacIntyre 1-3, Lee 2-minus 2, Team 3-minus 9. **Oregon:** Brooks-James 16-120, Benoit 13-49, Mattingly 1-29, Griffin 9-27, Prukop 6-minus 10.

**Passing—Colorado:** Montez 32-23-2, 333, 3 td. **Oregon:** Prukop 33-22-1, 293, 2 td.

**Receiving—Colorado:** Ross 7-153, Bobo 5-72, Fields 5-35, Lindsay 3-31, MacIntyre 2-21, Evans 1-21. **Oregon:** Stanford 6-95, Nelson 5-85, Carrington 5-68, Griffin 2-23, Benoit 2-14, Baylis 2-8.

**Punting—Colorado:** Kinney 3-40.3 (42 long, 1 In20). **Oregon:** Wheeler 6-38.5 (48 long, 2 In20).

**Punt Returns—Colorado:** Oliver 1-12. **Oregon:** none. **Kickoff Returns—Colorado:** Julmisse 1-8. **Oregon:** Nelson 5-97.

**Tackle Leaders—Colorado:** Olugbode 7,6—13; Gamboa 4,8—12; Thompson 4,6—10; Laguda 6,2—8; Carrell 5,2—7; Tupou 5,2—7; Gillam 2,4—6; Witherspoon 3,2—5; Awuzie 3,1—4; Moeller 2,1—3; Jackson 2,0—2; Oliver 2,0—2. **Oregon:** Dye 6,4—10; Hotchkins 4,5—9; Schooler 5,3—8; Ragin 4,3—7; Maloata 3,3—6; Apelu 4,1—5.

**Quarterback Sacks—Colorado:** Carrell 1½-13, Kafovalu 1-7, Gilbert ½-4. **Oregon:** Dye 1-9, McDowell 1-9, Hotchkins ½-2, Maloata ½-1.

**Interceptions—Colorado:** Witherspoon 1-0. **Oregon:** Schooler 1-36, Dye 1-4.

**Passes Broken Up—Colorado:** Thompson 3, Gamboa, Laguda, Moeller, Witherspoon. **Oregon:** Daniels, McDowell, Robinson.

**GAME NOTES**

Colorado extended the nation's fifth-longest PAT made streak to **156** before Oregon blocked the Buffs' second attempt of the game (the 156 was a school record; the streak dated back to Nov. 26, 2011) ... Colorado improved to **80-41-2** all-time in conference openers (**2-4** in the Pac-12 — both wins on the road;) ... CU ended a 6-game losing streak against the Ducks; Oregon now leads the series, 12-9 (5-3 in Eugene) ... Colorado has come out of the gate strong all four games: CU has outscored the opponent **72-14** with an **815-197** edge in total offense in the four first quarters combined ... The Buffs ran plays in Oregon territory on each of their first eight drives before going 3-and-out on the ninth drive ... CU was **17-of-31** on second down conversions (54.8 percent), 5-of-5 with 1-to-4 yards to go ... Colorado is now **51-9** all-time when rushing (260 today) and passing (333) for 200-plus yards in both ... The **593** yards are the most CU has ever gained in 21 games against the Ducks and is actually the first time a Colorado team has gained over 400 ... **CB Ahkello Witherspoon's** game-saving interception extended CU's nation's-best streak of forcing at least one turnover to **17** games ... This was the fewest points Oregon has scored against CU as a member of the Pac-12, and the fewest since the 2002 Fiesta Bowl (a 38-16 UO win).



**COLORADO 47, OREGON STATE 6**

**OCTOBER 1, 2016**

**FOLSOM FIELD, BOULDER**

**BOULDER** – With Steven Montez throwing and Shay Fields catching, the Colorado Buffaloes scored 20 unanswered first-half points and zipped past Oregon State 47-6 on a sunny Saturday afternoon at Folsom Field.

Montez and Fields hooked up for three first-half touchdowns, enabling Fields to tie the school record for TD receptions in a game (three) with three other players and the Buffs to remain unbeaten (2-0) in the Pac-12 Conference (4-1 overall).

Montez, a redshirt freshman making his second college start at quarterback in place of injured senior Sefo Liufau (ankle), followed his winning starting debut at Oregon with another solid afternoon. He accounted for 321 yards in total offense (293 passing, 28 rushing in three quarters against the Beavers (0-1, 1-3) to help CU to back-to-back conference wins for the first time since 2010.

For the first time this season, the Buffs trailed in the first quarter as OSU took a 3-0 lead on a 32-yard Garrett Owens field goal.

The Buffs came back in a hurry as Montez and Fields connected for scores on CU's next three possessions. The first was a 51-yarder that found Fields at least five steps behind the Beavers secondary, the second a 33-yarder that saw Fields equally uncovered. The Buffs led 13-3 after the first quarter, bumping their first-quarter scoring edge to 85-17 for the season.

After CU defensive end Jimmie Gilbert (two sacks on the day) forced a fumble by OSU QB Darrel Garretson and a subsequent 20-yard loss on the Beavers' first possession of the second quarter, the Buffs took over on their own 13-yard line.

Five plays into that drive, Montez hit Fields with a short pass near the right sideline and the CU junior then raced 63 yards to the end zone. Freshman Davis Price –

called on after Chris Graham's initial PAT was blocked – kicked the Buffs ahead 20-3 with 11:32 left before halftime.

Owens got the Beavers another three points with a 40-yard field goal (20-6), but the Buffs wasted no time answering. After a 33-yard kickoff return by freshman Tony Julmisse, CU marched 66 yards in 11 plays, capping the drive with a 1-yard walk-in TD by Phillip Lindsay on fourth down.

Price's PAT pushed CU ahead 27-6 with just under 5 minutes left before halftime. The Beavers were slowly, efficiently being buried, and for good measure the Buffs positioned Price for a 54-yard field goal with 50 seconds left in the half. It was the freshman's first field try as a collegian, and he delivered with the longest FG by a freshman in CU history.

Nine seconds later a hit by CU linebacker Kenneth Olugbode helped Rick Gamboa collect the first interception of his career, which Gamboa returned 20 yards for the first touchdown of his career. Colorado took a 37-6 lead at intermission.

After a Tedric Thompson interception midway through the third quarter, Price added his second field of the afternoon – a 22-yarder that increased CU's lead to 40-3 with 4:38 left in the quarter.

Although OSU managed another field goal, the Buffs' defense kept the Beavers out of the end zone, the first time in 11 years Colorado had held a conference opponent without a touchdown. Colorado also added one more touchdown to provide the final margin of victory.

The victory boosted the Buffs back into the national polls, with CU at No. 21 in the AP poll and No. 23 in the coaches' poll when the voting was announced Sunday.

Oregon State .....	3	3	0	0	–	6
COLORADO .....	13	24	3	7	–	47

SCORING	Score	Time	Qtr
Oregon State— Owens 32 FG	0- 3	8:15	1Q
COLORADO — Fields 51 pass from Montez (kick blocked)	6- 3	6:09	1Q
COLORADO — Fields 33 pass from Montez (Price kick)	13- 3	1:00	1Q
COLORADO — Fields 63 pass from Montez (Price kick)	20- 3	11:32	2Q
Oregon State — Owens 40 FG	20- 6	9:27	2Q
COLORADO — Lindsay 1 run (Price kick)	27- 6	4:45	2Q
COLORADO — Price 54 FG	30- 6	0:50	2Q
COLORADO — Gamboa 20 interception return (Price kick)	37- 6	0:41	3Q
COLORADO — Price 22 FG	40- 6	4:38	3Q
COLORADO — Adkins 1 run (Price kick)	47- 6	10:18	4Q

TEAM STATISTICS	COLORADO	OREGON ST.
First Downs.....	26	14
Third Down Efficiency (Fourth).....	9-17 (1-1)	5-16 (0-0)
Rushes—Net Yards .....	54-247	34-126
Passing Yards .....	316	100
Passes (Att-Comp-Int).....	30-21-0	32-13-2
Total Offense.....	563	226
Return Yards .....	36	29
Punts: No-Average.....	5-44.4	8-44.6
Fumbles: No-Lost.....	0-0	4-0
Penalties/Yards .....	5/55	5/31
Quarterback Sacks—Yards.....	4-33	0-0
Time of Possession .....	32:28	27:32
Drives/Average Field Position .....	12/C24	14/OS28
Red Zone: Scores-Attempts (Points).....	3-3 (17)	1-1 (3)

**Attendance:** 46,839 **Time:** 3:18  
**Weather (77°):** sunny skies, 21% humidity, 6 mph winds from the east

**INDIVIDUAL STATISTICS**

**Rushing—Colorado:** Lindsay 16-90, Evans 15-43, Adkins 7-31, Montez 4-28, Gehrke 1-23, Lee 7-15. Bisharat 3-9, Ross 1-8. **Oregon State:** Pierce 8-61, Nall 9-35, Bolden 1-10, Garretson 7-8, Cook 2-7, Lucas 1-3, Blount 6-2.

**Passing—Colorado:** Montez 27-19-0, 293, 3 td; Gehrke 3-2-0, 23. **Oregon State:** Garretson 16-5-0, 55, 0 td; Blount 16-8-2, 45, 0 td.

**Receiving—Colorado:** Fields 7-169, Bobo 4-20, Evans 3-37, MacIntyre 2-32, Lindsay 2-28, Lee 1-13, Ross 1-9, Keeney 1-8. **Oregon State:** Collins 5-56, Bolden 2-13, Pierce 2-11, Hernandez 1-9, Ortiz 1-5, Jarmon 1-5, Nall 1-1.

**Punting—Colorado:** Kinney 5-44.4 (57 long, 1 In20). **Oregon State:** Porebski 8-44.6 (66 long, 4 In20).

**Punt Returns—Colorado:** MacIntyre 2-15, Oliver 1-11. **Oregon State:** Dockery 1-16, Bolden 2-13.

**Kickoff Returns—Colorado:** Julmisse 1-33. **Oregon State:** Bolden 2-45, Bailey 1-35, Pierce 1-32, Bradford 1-15.

**Tackle Leaders—Colorado:** Olugbode 8,4—12; Gilbert 7,0—7; Gillam 4,3—7; Carrell 3,1—4; Franke 3,1—4; Jackson 3,1—4; Kafovalu 2,2—4; D.Lewis 3,0—3; Thompson 2,1—3; Severson 2,1—3; Thompson 2,1—3, Gamboa 1,2—3. **Oregon State:** Decoud 8,0—8; Hungalu 7,0—7; Arnold 6,1—7; Saulo 6,1—7; Willis 6,1—7; Ugwoegbu 4,3—7.

**Quarterback Sacks—Colorado:** Gilbert 2-26, D.Lewis 1-6, Tupou 1½-1, Kafovalu ½-0. **Oregon State:** none.

**Interceptions—Colorado:** Gamboa 1-20, Thompson 1-0. **Oregon State:** none.

**Passes Broken Up—Colorado:** Oliver 2, Awuzie, Gamboa, Gillam, Hasselbach, Witherspoon. **Oregon State:** Chappell, Crawford, Ugwoegbu.

**GAME NOTES**

Colorado improved to 4-1 for the first time since the 2005 season and 2-0 in league play for the first time since 2007 ... The attendance (46,839) was the largest in four seasons and the largest for Family Weekend since 2011 (CU is now 18-7 in Family Weekend games) ... CU dressed 75 players for the game, 68 played ... The 41-point win was CU's largest in a league game since Oct. 24, 1992, when the Buffs beat Kansas State 54-7 in Boulder ... CU was 14-of-31 on second down conversions, meaning the Buffs were 31-of-62 against the Oregon schools (17-of-31 versus the Ducks the previous last week) ... Colorado is now 52-9 all-time when rushing (247 today) and passing (316) for 200-plus yards in both: 4-0 this year ... The Buffs gained over 500 yards for the fourth time in five games this season (563 today), doing that last in 1994 ... The 6 points allowed by CU was the fewest in a Pac-12 game (47 total); previous low was 13 by OSU last year; and also first time CU has not allowed a TD in a Pac-12 contest ... The last time CU held a league opponent without a TD was 11 years ago to the day: Oct. 1, 2005 in a 34-0 win at Oklahoma State ... The Buff defense cranked it up when the Beavers hit midfield; OSU ran 30 plays in plus territory for 51 yards ... **WR Shay Fields (7-169, 3 TD, 5 FDE)** became just the fourth Buffalo to have three touchdowns receiving in a game, but the first to have three in a single half ... **PK Davis Price (5-5 PAT, 2-2 FG, 11 points)** had his first career placekicks, and in the process, set CU records for the longest field goal made by a freshman as well as the longest for a first-career make (54 yards).

**SOUTHERN CALIFORNIA 21, COLORADO 17**

**OCTOBER 8, 2016**

**LOS ANGELES COLISEUM**

**LOS ANGELES** — After falling behind 14-0 in the first half, the No. 21 Colorado Buffaloes rallied to tie the game at 14-14 in the fourth quarter before finally falling to USC, 21-17, at the Los Angeles Coliseum.

Colorado forced four turnovers in the game, but could only manage to convert one into a score. CU dropped to 4-2 overall (2-1 Pac-12) while USC improved to 3-3, 2-2. The loss also dropped CU to 0-11 against the Trojans all time.

USC broke the tie midway through the fourth quarter by going 70 yards in six plays for the winning score, getting a 7-yard pass from Sam Darnold to Tyler Petite.

The Buffs had battled back from a 14-0 halftime deficit, tying the game with 10:20 to go in the game on a 10-yard Steven Montez scoring pass to Bryce Bobo.

Earlier in the half, Bobo helped the Buffs cut into USC's lead by throwing a 67-yard touchdown pass to Phillip Lindsay after taking a lateral from Montez.

Colorado's defense was stellar for most of the second half. The Buffs forced three second-half turnovers — two fumbles and an interception — and Colorado converted one of them into a touchdown. Afolabi Laguda and Jordan Carrell had fumble recoveries for the Buffs and Kenneth Olugbode had the interception.

The Buffs finally broke onto the scoreboard early in the third quarter. Following Carrell's fumble recovery, created by an Addison Gillam sack of Darnold, the Buffs needed one play to score on Bobo's pass to Lindsay.

CU's defense continued to hold and early in the fourth quarter, after the Buffs forced a second straight USC punt, Colorado finally put together its first sustained scoring drive of the game, going 84 yards in eight plays for the tying score. Montez helped keep the drive alive with an 11-yard throw to Kabion Ento on third-and-6

before Lindsay rumbled 37 yards to the USC 11. Three plays later, Montez found Bobo in the end zone for a 10-yard scoring pass and Davis Price's PAT tied the game at 14-14.

The Trojans, however, responded to regain the lead on Darnold's third touchdown pass of the game. Colorado quickly answered with a drive inside USC territory that produced a 42-yard Price field goal, but that finished the scoring for the game as USC managed to drive into CU territory and run out the clock on its next possession.

After outscoring opponents 85-17 in the first quarter and 164-47 in the first half this season, the Buffs were held scoreless in the first 30 minutes. The Trojans, meanwhile, put together a pair of long scoring drives, going 80 yards in nine plays for their first touchdown, then adding a 13-play, 92-yard drive for the 14-0 lead.

The Buffs had dodged a bullet on USC's first possession by forcing a Darnold fumble near the goal line with Ahkello Witherspoon recovering it in the end zone.

CU never mustered much of an offensive threat in the opening 30 minutes as the Buffs' high-powered offense never found a rhythm. Colorado also produced some self-inflicted wounds, including a pair of penalties that stifled the Buffs' deepest penetration into USC territory. Just after reaching the Trojan 34, the Buffs committed two penalties on three snaps, setting them back to their side of the 50.

Montez, who was starting his third straight game for the Buffs, was injured on CU's last possession of the half. Senior Sefo Liufau replaced Montez and moved the Buffs into Trojan territory before the drive stalled.

Montez returned for the second half and finished the game.

<b>COLORADO</b> .....	<b>0</b>	<b>0</b>	<b>7</b>	<b>10</b>	<b>-</b>	<b>17</b>
<b>Southern California</b> .....	<b>7</b>	<b>7</b>	<b>0</b>	<b>7</b>	<b>-</b>	<b>21</b>

SCORING	Score	Time	Qtr
USC— Imatorbhebhe 32 pass from Darnold (Boormeester kick)	0-7	3:31	1Q
USC— Petite 11 pass from Darnold (Boormeester kick)	0-14	3:40	2Q
COLORADO — Lindsay 67 pass from Bobo (Price kick)	7-14	11:23	3Q
COLORADO — Bobo 10 pass from Montez (Price kick)	14-14	10:20	4Q
USC— Petite 7 pass from Darnold (Boormeester kick)	14-21	8:28	4Q
COLORADO — Price 42 FG	17-21	4:49	4Q

TEAM STATISTICS	COLORADO	USC
First Downs.....	20	28
Third Down Efficiency (Fourth).....	6-17 (1-2)	7-14 (1-2)
Rushes—Net Yards .....	29-96	43-190
Passing Yards .....	275	358
Passes (Att-Comp-Int).....	44-28-1	37-25-1
Total Offense.....	371	548
Return Yards .....	37	50
Punts: No-Average.....	7-42.1	3-39.3
Fumbles: No-Lost.....	0-0	4-3
Penalties/Yards .....	5/26	2/22
Quarterback Sacks—Yards .....	1-11	4-28
Time of Possession .....	27:42	32:18
Drives/Average Field Position .....	12/C26	12/SC29
Red Zone: Scores-Attempts (Points).....	1-1 (7)	3-3 (21)

**Attendance:** 68,302 **Time:** 3:17  
**Weather (90°):** scattered clouds, 35% humidity, calm winds

**INDIVIDUAL STATISTICS**

**Rushing—Colorado:** Lindsay 11-57, Montez 13-25, Julmisse 1-10, Evans 1-2, Liufau 3-2. **USC:** Davis 13-92, Jones 10-56, Ware 8-25, Darnold 8-22, Team 4-minus 5.  
**Passing—Colorado:** Montez 40-25-1, 197, 1 td; Liufau 3-2-0, 11; Bobo 1-1-0, 67, 1 td. **USC:** Darnold 37-25-1, 358, 3 td.  
**Receiving—Colorado:** Bobo 10-83, Lindsay 6-105, Ross 6-48, Fields 4-32, Ento 1-11, Lee 1-minus 4. **USC:** Mitchell 6-63, Smith-Schuster 5-113, Burnett 5-34, Rogers 4-76, Imatorbhebhe 2-45, Petite 2-18, Jones 1-9.  
**Punting—Colorado:** Kinney 7-42.1 (47 long, 2 In20). **USC:** Tilbey 3-39.3 (44 long, 2 In20).  
**Punt Returns—Colorado:** MacIntyre 1-14. **USC:** Jackson 4-50.  
**Kickoff Returns—Colorado:** Julmisse 1-21. **USC:** Jackson 1-38.  
**Tackle Leaders—Colorado:** Thompson 7,5—12; Laguda 8,3—11; Olugbode 6,3—9; Gamboa 6,2—8; Carrell 4,3—7; Tupou 2,4—6; Gillam 4,1—5; Moeller 3,2—5; Gilbert 3,1—4; Kafovalu 0,4—4; Awuzie 3,0—3; Oliver 2,1—3; Fisher 1,2—3. **USC:** Nwosu 5,5—10; Marshall 7,2—9; Green 2,5—7; Jackson 4,2—6; Hutchings 2,4—6; Lockett 4,1—5; Gustin 4,1—5.  
**Quarterback Sacks—Colorado:** Gillam 1-11. **USC:** Dorton 1-15, Smith 1-6, Nwosu 1-2, Hutchings ½-3; Green ½-2.  
**Interceptions—Colorado:** Olugbode 1-14. **USC:** Jackson 1-0.  
**Passes Broken Up—Colorado:** Gilbert, Oliver, Thompson, Witherspoon. **USC:** Marshall 3, Nwosu 2, Gustin, Lockett.

**GAME NOTES**

USC now leads the all-time series by an **11-0** count, though the last two games have gone down to the wire and were decided by a total of 7 points ... The Buffs had won all five coin tosses this season prior to USC winning ... The 90-degree temperature at kickoff tied for the 11th warmest in school history (sixth at 90°); CU is **7-9** when the temp is 90-plus at kickoff ... Colorado is now **0-2** when wearing its silver-white-silver combination look ... This was the first game as a head coach that **Mike MacIntyre** coached with his team ranked (80 games total) ... USC led for **46:39**; the Buffs had trailed for all of 39:04 in their first five games; this was the first time this year CU did not own a lead in a game ... CU is now **2-20-1** all-time in the state of California, dropping the last 10 games ... Colorado had not allowed a touchdown in five straight quarters until USC scored one in the first quarter; the last time CU did not allow a TD in five straight was in 2012 ... USC was the first team to slow down the Buffs out of the gate this season, the only school to keep CU from scoring in the first quarter and the first half. The Trojans were the first to hold CU under 161 yards in the first quarter (70) and under 232 in the first half (127) ... By forcing four USC turnover, CU extended its nation's-best streak of forcing at least one turnover to **19** straight games ... **TB Phillip Lindsay** was the first Buff running back to have 100 yards receiving in a game since **TB Cortlen Johnson** did so at Iowa State on Nov. 10, 2001 (both had identical stats: 6-105 with a TD).

**COLORADO 40, ARIZONA STATE 16**

**OCTOBER 15, 2016**

**FOLSOM FIELD, BOULDER**

BOULDER – The Colorado Buffaloes parlayed the return of senior quarterback Sefo Liufau with a punishing ground game and buried No. 24 Arizona State, 40-16, at Folsom Field.

Beating the Sun Devils for the first time in eight tries, the Buffs (5-2, 3-1) remained tied with Utah (6-1, 3-1) in the Pac-12 Conference's South Division.

Liufau, out for all but two series in the previous three games with an ankle injury, completed 23 of his 31 passes for 265 yards. But it was CU's ground game – led by Phillip Lindsay's 29 carries for 219 yards and three touchdowns – that overran ASU (5-2, 2-2). The Sun Devils had entered the game with a Pac-12 leading rush defense, giving up just 89.3 yards per game.

Lindsay's 200-plus yard rushing game was the first by a Buff since Chris Brown's 211-yard effort against Missouri in 2002.

The Buffs celebrated Liufau's return by immediately kicking their offense into gear. They scored on their first possession, marching 81 yards in 10 plays and taking a 7-0 lead on Kyle Evans' 16-yard run and Davis Price's PAT.

Liufau gave a hint of his accuracy on the drive, completing all three of his pass attempts, and he completed his first nine of the night. Wide receiver Bryce Bobo finished the half with five receptions for 105 yards – his first career 100-yard receiving game.

The Buffs and Sun Devils went back and forth, battling to 7-7 and 10-10 ties until Liufau engineered a pair of scoring drives that covered 75 and 56 yards and opened a 23-10 halftime lead for CU.

Liufau's 3-yard keeper produced the first of those two TDs and Lindsay's 13-yard run accounted for the second. Price kicked a 20-yard field goal on the fourth play of the

second quarter – his fourth of the season in as many attempts – and added two of three extra points. His first missed PAT of the season caromed off the right upright following Lindsay's TD run.

ASU's 10 first-half points came on a 5-yard Manny Wilkins to Kody Kohl pass and a 51-yard field goal by Zane Gonzalez.

CU's defense limited the Sun Devils to 50 rushing yards and 149 passing yards (199 total offense) for the game and held the visitors to 3-of-18 third-down conversions. Colorado also finished with a commanding 27-7 edge in first downs.

CU opened the second half with something a few decibels beyond a bang – a 75-yard TD run by Lindsay on the first play from scrimmage. Lindsay's score and Price's PAT pushed the Buffs in front 30-10.

The Sun Devils cut the lead to 30-13 on a 50-yard field goal by Gonzalez. After Price's first missed field goal of the season – a 26-yarder that drifted wide right – the Buffs got the ball back on Afolabi Laguda's interception, the first of his career. That gave CU possession at its own 20, and the Buffs converted it into a 32-yard field by Chris Graham that increased CU's lead to 33-13.

Gonzalez nailed a 59-yard field goal to bring ASU to within 33-16 midway through the fourth before Liufau and the Buffs put together an 8-play, 47-yard scoring drive, capped by Lindsay's 4-yard run with 40 seconds remaining, to finish the scoring.

ASU's 199 total yards was the lowest total by ASU in the Todd Graham era, and the lowest total by a CU conference foe since Kansas State managed just 196 in 2001.

Laguda's interception also pushed CU's streak of games with at least one defensive takeaway to a nation-leading 20, and Colorado's 580 total yards marked the fifth time the Buffs surpassed the 500-yard mark this season.

Arizona State .....	7	3	3	3	–	16
COLORADO .....	7	16	10	7	–	40

SCORING	Score	Time	Qtr
COLORADO — Evans 16 run (Price kick)	7- 0	11:16	1Q
Arizona State — Kohl 5 pass from Wilkins (Gonzalez kick)	7- 7	2:48	1Q
COLORADO — Price 20 FG	10- 7	12:54	2Q
Arizona State — Gonzalez 51 FG	10-10	10:57	2Q
COLORADO — Liufau 3 run (Price kick)	17-10	9:11	2Q
COLORADO — Lindsay 13 run (kick failed)	23-10	4:47	2Q
COLORADO — Lindsay 75 run (Price kick)	30-10	14:48	3Q
Arizona State — Gonzalez 50 FG	30-13	10:50	3Q
COLORADO — Graham 36 FG	33-13	1:50	3Q
Arizona State — Gonzalez 59 FG	33-16	8:54	4Q
COLORADO — Lindsay 4 run (Graham kick)	40-16	0:40	4Q

TEAM STATISTICS	COLORADO	ARIZONA STATE
First Downs.....	27	7
Third Down Efficiency (Fourth).....	8-17 (0-0)	3-18 (0-1)
Rushes—Net Yards .....	52-315	28-50
Passing Yards .....	265	149
Passes (Att-Comp-Int).....	32-23-0	35-13-1
Total Offense.....	580	199
Return Yards .....	16	35
Punts: No-Average.....	6-44.3	10-52.1
Fumbles: No-Lost.....	2-2	2-0
Penalties/Yards .....	3/20	2/20
Quarterback Sacks—Yards.....	5-43	1-4
Time of Possession .....	33:36	26:24
Drives/Average Field Position .....	15/C25	17/AS32
Red Zone: Scores-Attempts (Points).....	6-7 (33)	1-1 (7)

**Attendance:** 48,588 **Time:** 3:14  
**Weather (79°):** mostly clear, 17% humidity, winds from the east at 5 mph

**INDIVIDUAL STATISTICS**

**Rushing—Colorado:** Lindsay 26-219, Evans 11-59, Liufau 14-38, Team 1-minus 1. **Arizona State:** Richard 10-59, Ballage 7-14, Ralston 2-8, Wilkins 9-minus 31.  
**Passing—Colorado:** Liufau 31-23-0, 265, 0 td; MacIntyre 1-0-0, 0. **Arizona State:** Wilkins 35-13-1, 149, 1 td.  
**Receiving—Colorado:** Bobo 6-110, Ross 6-46, MacIntyre 4-37, Lindsay 4-20, Fields 2-20, Evans 1-32. **Arizona State:** White 5-97, Harry 3-13, Richard 1-14, Smith 1-13, Kohl 1-5, Jenkins 1-4, Ballage 1-3.  
**Punting—Colorado:** Kinney 6-44.3 (47 long, 0 In20). **Arizona State:** Haack 10-52.1 (76 long, 2 In20, 3 TB).  
**Punt Returns—Colorado:** MacIntyre 4-16. **Arizona State:** White 5-35.  
**Kickoff Returns—Colorado:** none. **Arizona State:** White 2-38, Ballage 1-28.  
**Tackle Leaders—Colorado:** Olugbode 7,3—10; Gilbert 3,4—7; Moeller 3,2—5; Gillam 2,3—5; Thompson 2,2—4; Awuzie 3,0—3; Carrell 2,1—3; Gamboa 1,2—3; Laguda 1,2—3; Howard 2,0—2; Kafovalu 1,1—2; Tupou 1,1—2; Jackson 0,1—1. **Arizona State:** Ball 10,0—10; Moeakiola 9,1—10; Fiso 8,1—9; Orr 6,0—6; Latu 5,0—5; Calhoun 5,0—5; Perry 4,0—4.  
**Quarterback Sacks—Colorado:** Gilbert 2-22, Gillam 1-9, Awuzie 1-8, Olugbode 1-4. **Arizona State:** Latu 1-4.  
**Interceptions—Colorado:** Laguda 1-0. **Arizona State:** none.  
**Passes Broken Up—Colorado:** Awuzie 2, Oliver 2, Witherspoon 2, Laguda 1. **Arizona State:** Orr.

**GAME NOTES**

Colorado is both 5-2 overall and 3-1 in league play for the first time since the 2005 season and improved to 62-35-5 in Homecoming games ... This was CU's 398th all-time victory at home (306th at Folsom Field) ... Zane Gonzalez' 59-yard field goal was the second-longest in Folsom Field history; CU's Mason Crosby owns the longest (60 yards vs. Iowa State in 2004) ... In the last seven quarters in Boulder, CU has outgained ASU by 1,103-403 ... Colorado is now 4-0 in games against schools that were ranked in the coaches' poll but not in the Associated Press one ... Colorado and the National Football Foundation honored Herb Orvis in the first quarter as he will become the seventh CU player (and eighth associated with the school) to be inducted into the College Football Hall of Fame. Orvis, a defensive end, played at CU from 1969-71; NFF CEO and CU grad Steve Hatchell and '93 Buffalo inductee Dick Anderson (class of '67) participated in the ceremony ... Colorado rushed for 315 yards; the Buffs had 703 total in the first seven games in the series ... CU is now 28-10 in games with a 100-yard rusher and receiver; it was just the third 200/100 game (3-0) ... ASU was 0-of-14 on second down before converting its first time early in the fourth quarter; it finished the game 1-of-20 ... ASU ran 23 plays in CU territory for a net 19 yards.

**COLORADO 10, STANFORD 5**

**OCTOBER 22, 2016**

**STANFORD STADIUM, PALO ALTO**

PALO ALTO – Colorado's defense put forth a game for the ages, holding Stanford's offense to just three points as the Buffaloes punched out a 10-5 win over the Cardinal to become bowl eligible for the first time since 2007.

The Buffs, who produced four defensive takeaways, improved their record to 6-2 overall and 4-1 in Pac-12 play, matching their largest win total since 2007.

Stanford struck first with a 66-yard drive that produced a field goal with 2:33 left in the first half. Christian McCaffrey carried six times for 29 yards on the drive and Stanford converted two third downs on the march. CU finally held when Chidobe Awuzie forced an incompletion on third down and Stanford settled for a 3-0 lead — the only offensive points Stanford produced all afternoon.

Following punts from both teams, Colorado answered with a sustained scoring drive. The Buffs went 73 yards in nine plays, with Phillip Lindsay carrying three times for 23 yards, including a 19-yard burst. Sefo Liufau completed three passes for 36 yards on the drive, including a 15-yard scoring toss to Shay Fields. Chris Graham's PAT gave CU a 7-3 lead with 11:59 to go in the first half.

Lindsay proved to be an effective weapon for the Buffs all day. The CU junior outrushed his Stanford counterpart, finishing with 131 yards on 12 carries, compared to McCaffrey's 92 yards on 11 carries.

After its first touchdown, CU missed an opportunity for more points on its next possession. The defense forced its third Stanford three-and-out of the half and Colorado drove from its own 12 to the Stanford 22 before the drive stalled. The Buffs came away with no points when Graham, subbing for an ill Davis Price, was wide left on a 42-yard field goal try.

The Buffs' kicking woes struck again — twice — in the third quarter.

On their first possession of the second half, CU took the opening kick and drove inside the Stanford 5. But on second-and-goal from the 3, Liufau was sacked and Liufau threw incomplete on third down. Graham then attempted a 28-yard field goal and was again wide right and the score remained 7-3.

CU's defense then held Stanford on fourth down in CU territory, and the Buffs again drove to the Stanford 5-yard line. But a 5-yard touchdown pass from Liufau to Bryce Bobo was nullified by a pass interference penalty. Three plays later, the Buffs then sent punter Alex Kinney on to try a 31-yard field goal — and it was wide right and the score remained 7-3 with 2:48 left in the third quarter.

After back-to-back three-and-outs, Stanford finally mustered a long drive, aided by a pair of penalties. The Cardinal moved from its own 34 to CU's 4-yard line. But on first-and-goal, Stanford's Ryan Burns fumbled the snap and CU's Kenneth Olugbode recovered. CU drove to its own 36 before stalling and a Kinney punt put the Cardinal at the Stanford 5-yard line with 8:36 to go.

CU's Tedric Thompson then recorded his second interception of the game and his 30-yard return gave the Buffs the ball on the Stanford 20. Colorado marched to the Stanford 5-yard line and the Buffs finally were successful on a field goal attempt as Graham was good from 23 yards out to give the Buffs a 10-3 lead.

Isaiah Oliver ended Stanford's final threat with an interception with 1:37 left. The Buffaloes, with not quite enough time to run out the clock, had to take a safety with :04 left, but the strategy worked perfectly after Graham's squib kick left Stanford only one desperation play from 82-yards out as time ran out.

<b>COLORADO</b> .....	<b>0</b>	<b>7</b>	<b>0</b>	<b>3</b>	<b>-</b>	<b>10</b>
<b>Stanford</b> .....	<b>3</b>	<b>0</b>	<b>0</b>	<b>2</b>	<b>-</b>	<b>5</b>

SCORING	Score	Time	Qtr
Stanford — Ukropina 26 FG	0- 3	2:33	1Q
COLORADO — Fields 15 pass from Liufau (Graham kick)	7- 3	11:59	2Q
COLORADO — Graham 23 FG	10- 3	2:13	4Q
Stanford — Safety, Liufau ran out of back of end zone	10- 5	0:04	4Q

TEAM STATISTICS	COLORADO	STANFORD
First Downs.....	23	15
Third Down Efficiency (Fourth).....	5-16 (1-2)	5-14 (0-1)
Rushes—Net Yards .....	49-224	33-93
Passing Yards .....	135	170
Passes (Att-Comp-Int).....	25-12-0	29-16-3
Total Offense.....	359	263
Return Yards .....	37	- 4
Punts: No-Average.....	5-42.0	5-50.6
Fumbles: No-Lost.....	0-0	2-1
Penalties/Yards .....	6/60	7/60
Quarterback Sacks—Yards.....	3-28	5-29
Time of Possession .....	26:58	33:02
Drives/Average Field Position .....	12/C25	12/S24
Red Zone: Scores-Attempts (Points).....	2-4 (10)	1-2 (3)

**Attendance:** 44,535 **Time:** 2:58  
**Weather (61°):** mostly clear, 26% humidity, calm winds (1 mph)

**INDIVIDUAL STATISTICS**

**Rushing—Colorado:** Lindsay 12-131, Evans 14-60, Liufau 17-38, Fields 1-12, Team 5-minus 17. **Stanford:** McCaffrey 21-92, Love 3-24, Chryst 3-6, Burns 5-minus 27, Team 1-minus 2.  
**Passing—Colorado:** Liufau 25-12-0, 135, 1 td. **Stanford:** Burns 29-16-3, 170, 0 td.  
**Receiving—Colorado:** Fields 4-51, Ross 4-33, Bobo 2-27, Walker 1-13, Lindsay 1-11. **Stanford:** Irwin 7-88, Rector 4-36, McCaffrey 2-26, Schultz 2-15, Love1-5.  
**Punting—Colorado:** Kinney 5-42.0 (59 long, 2 In20). **Stanford:** Bailey 5-50.6 (61 long, 2 In20).  
**Punt Returns—Colorado:** Oliver 2-7. **Stanford:** McCaffrey 1-minus 4.  
**Kickoff Returns—Colorado:** Julmisse 1-17. **Stanford:** Alexander 1-17.  
**Tackle Leaders—Colorado:** Olugbode 10,8—18; Thompson 4,8—12, Laguda 6,2—8; Gamboa 2,5—7; Awuzie 3,3—6; Gilbert 4,1—5; Gillam 2,3—5; Tupou 2,3—5; Carrell 2,2—4; Moeller 0,4—4; Oliver 3,0—3; Coleman 1,1—2; Kafovalu 1,1—2. **Stanford:** Alfieri 3,5—8; Thomas 4,3—7; Lloyd 3,4—7; Reid 3,3—6; Hoffpaur 5,0—5; Phillips 1,4—5.  
**Quarterback Sacks—Colorado:** Carrell 1-7, Coleman ½-6, Falo ½-6; Tupou ½-5; Gilbert ½-4. **Stanford:** Alfieri 1½-10, Thomas 1½-6, Perez 1-7, Phillips ½-3, Kalamбайi ½-3.  
**Interceptions—Colorado:** Thompson 2-30, Oliver 1-0. **Stanford:** none.  
**Passes Broken Up—Colorado:** Awuzie 2, Witherspoon 2. **Stanford:** Alfieri, Holder.

**GAME NOTES**

Colorado improved to 6-2 overall and 4-1 in league play for the first time since the 2005 season (when CU opened 7-2 and 5-1, respectively, in the Big 12); the Buffs also became bowl-eligible for the first time since 2007 (Independence Bowl) ... Colorado took its first lead in the series (7-3 early in the second quarter) since holding a 37-34 lead late in the '93 game (a span of five games) ... The 10 combined first half points tied for the second-fewest in a game since CU joined the Pac-12 (league and non-league); CU trailed Washington at Boulder, 7-0, in an eventual 38-3 loss on Nov. 17, 2012; the Buffs led Utah, 10-0, at halftime in 2011 ... The 10 points CU scored was the fewest in winning a game since a 6-0 win at Missouri on Oct. 8, 1992 ... Colorado rushed for 224 yards (which included 29 lost yards to sacks); the Buffs had 122 against the Cardinal in the last three games combined ... The 359 yards of total offense was also a high against Stanford since joining the Pac-12 (topping 264, 76 and 231) ... This was the sixth time in school history the opponent scored 5 points in a game (5-1; the previous time prior to today was on Thanksgiving Day in 1907 (Nov. 28), a 5-4 loss to Colorado Mines in Denver ... CU snapped a 10-game losing streak in California, and is now 3-20-1; the Buffs also improved to 6-17 against the Pac-12 North since joining the league (3-0 this season) having beaten both Oregon schools and now Stanford (the fourth and final game is Nov. 19 vs. Washington State) ... The 2:58 game time was CU's fastest since 2013 (2:50 at Washington).

**COLORADO 20, UCLA 10**

**NOVEMBER 3, 2016**

**FOLSOM FIELD, BOULDER**

BOULDER — Isaiah Oliver's 68-yard fourth-quarter punt return for a touchdown led No. 21 Colorado to a 20-10 Pac-12 Conference victory over UCLA at Folsom Field.

It was CU's first win over the Bruins in six Pac-12 meetings, but was not without a challenge. The Buffs were penalized a season-high 12 times for 128 yards while UCLA was flagged 13 times for 96 yards. The Buffs suffered three interceptions and lost one of four fumbles.

But the Buffs defense held the Bruins to 210 yards in total offense, including only 25 rushing. CU rushed for 144 yards, paced by tailback Phillip Lindsay (78 yards, 1 TD) and quarterback Sefo Liufau (58 yards). Lindsay also made 11 receptions, a CU record for a running back.

Given a short field after the Bruins' first error-marred possession, the Buffs took over at the UCLA 37 but couldn't capitalize. CU turned the ball over on a Liufau interception — his first after a school-record 152 attempts without one — by safety Tahaan Goodman who gathered in a tipped pass that ended the streak.

The Buffs defense quickly returned the favor, with linebacker Kenneth Olugbode picking off Mike Fafaul and returning it to the Bruins' 25. A 15-yard unsportsmanlike conduct penalty pushed CU back to the UCLA 28.

But CU took quick advantage of Olugbode's theft, moving 38 yards in eight plays and capping the drive with Lindsay's 2-yard run. Chris Graham's PAT gave the Buffs a 7-0 lead, but the Bruins responded almost immediately, taking advantage of a 65-yard kickoff return by Brandon Burton and another 15-yard unsportsmanlike conduct penalty set UCLA up inside the CU 40.

Three plays later, UCLA quarterback Mike Fafaul found receiver Darren Andrews uncovered on the left sideline and hit him with a 38-yard scoring pass. Andrew

Strauch's PAT kick created a 7-7 tie that held for the remainder of the first quarter. Liufau was picked off again in the opening minutes of the second quarter, this time by linebacker Cameron Judge on an errant throw. Taking over at the CU 28, UCLA promptly lost 8 yards and on fourth down summoned J.J. Molson, whose 48-yard field goal with 12:19 left before halftime gave the Bruins a 10-7 lead.

UCLA had another chance to score later in the half after Liufau was hit from behind and fumbled. CU's defense rose to the occasion again, however, and after failing the move the ball, the Bruins came up empty when Chidobe Awuzie blocked a 26-yard field goal try by Molson.

The Buffs received the second-half kickoff, with Liufau returning at quarterback after he left late in the first half with an injury.

But CU's first-half offensive woes also came back, and it took a 42-yard punt return by Oliver to help the Buffs pull to a 10-10 tie. Oliver's return, along with an illegal substitution call on the Bruins that gave the Buffs a first down and Lindsay recovering his own fumble at the 1-yard line, led to a 21-yard Graham field goal to tie the game.

Later in the quarter, UCLA was wide right on a 44-yard field goal attempt. Liufau then drove the Buffs to the Bruins' 5-yard line before a penalty set the Buffs back, leading to a 37-yard Graham field goal early in the fourth period and 13-10 CU lead.

Oliver finally gave the Buffs a cushion with CU's first punt return for a touchdown since 2005. His 68-yard score gave CU a 20-10 lead with 5:27 to go in the game.

Olugbode's interception extended CU's nation-leading streak of forcing at least one turnover to 22 consecutive games while Liufau tied the CU school record for starts by a quarterback, matching Darian Hagan's 35 career starts.

<b>UCLA</b> .....	<b>7</b>	<b>3</b>	<b>0</b>	<b>0</b>	<b>- 10</b>
<b>COLORADO</b> .....	<b>7</b>	<b>0</b>	<b>3</b>	<b>10</b>	<b>- 20</b>

<b>SCORING</b>	<b>Score</b>	<b>Time</b>	<b>Qtr</b>
COLORADO — Lindsay 1 run (Graham kick)	7- 0	5:49	1Q
UCLA — Andrews 39 pass from Fafaul (Strauch kick)	7- 7	4:04	1Q
UCLA — Molson 48 FG	7-10	12:19	2Q
COLORADO — Graham 21 FG	10-10	7:28	3Q
COLORADO — Graham 37 FG	13-10	13:40	4Q
COLORADO — Oliver 68 punt return (Graham kick)	20-10	5:27	4Q

<b>TEAM STATISTICS</b>	<b>COLORADO</b>	<b>UCLA</b>
First Downs.....	24	14
Third Down Efficiency (Fourth).....	7-18 (2-2)	4-15 (0-0)
Rushes—Net Yards .....	52-144	30-25
Passing Yards .....	160	185
Passes (Att-Comp-Int).....	33-20-3	29-15-1
Total Offense.....	304	210
Return Yards .....	175	64
Punts: No-Average.....	3-41.3	7-40.9
Fumbles: No-Lost.....	4-1	1-0
Penalties/Yards .....	12/128	13/96
Quarterback Sacks—Yards .....	3-28	4-11
Time of Possession .....	24:35	35:25
Drives/Average Field Position .....	13/C35	13/U32
Red Zone: Scores-Attempts (Points).....	3-4 (13)	0-2 (0)

**Attendance:** 43,761    **Time:** 3:28  
**Weather (54°):** clear skies, 52% humidity, winds from the west at 3 mph

**INDIVIDUAL STATISTICS**

**Rushing—Colorado:** Lindsay 24-73, Liufau 23-58, Evans 2-8, Ross 1-4, Montez 1-2, Team 1-minus 1. **UCLA:** Jamabo 23-66, Starks 1-0, Fafaul 5-minus 19, Team 1-minus 22.  
**Passing—Colorado:** Liufau 30-19-2, 143, 0 td; Montez 3-1-1, 17. **UCLA:** Fafaul 29-15-1, 185, 1 td.  
**Receiving—Colorado:** Lindsay 11-76, Fields 3-39, Ross 3-24, Bobo 2-7, MacIntyre 1-14. **UCLA:** Andrews 6-88, Lasley 4-22, Roberts 2-57, Jamabo 2-6, Adams 1-12.  
**Punting—Colorado:** Kinney 3-41.3 (46 long, 1 In20). **UCLA:** Searl 3-41.7 (52 long, 1 In20), Flintoft 4-40.2 (48 long, 1 In20).  
**Punt Returns—Colorado:** Oliver 5-124. **UCLA:** Pickett 1-3.  
**Kickoff Returns—Colorado:** Julmisse 1-24. **UCLA:** Adams 3-99.  
**Tackle Leaders—Colorado:** Laguda 3,4—7; Olugbode 3,4—7; Gillam 5,1—6; Thompson 5,1—6; Awuzie 5,0—5; Gamboa 3,2—5; Kafovalu 4,1—5; Tupou 2,2—4; Witherspoon 3,0—3; Moeller 2,0—2; Shaver 2,0—2; Falu 1,1—2. **UCLA:** Brown 13,6—19; Goforth 7,1—8; Wadood 7,1—8; McKinley 7,0—7; Young 6,1—7; Pickett 5,1—6; Ankou 4,1—5.  
**Quarterback Sacks—Colorado:** Awuzie 1-10, Shaver 1-10, Team 1-8. **UCLA:** McKinley 2-9, Tuioti-Mariner 1-1, Vanderdoes 1-1.  
**Interceptions—Colorado:** Olugbode 1-51. **UCLA:** Judge 1-12, Goforth 1-0, Goodman 1-0.  
**Passes Broken Up—Colorado:** Falu 2, Oliver 2, Thompson 2, Gillam, Laguda. **UCLA:** Goforth.

**GAME NOTES**

Colorado improved to both 7-2 overall and 5-1 in league play for the first time since 2005 ... CU's last winning score of 20-10 came 30 years ago almost to the week: Oct. 25, 1986 over No. 3 Nebraska in Boulder ... UCLA was the fifth opponent to open a game on offense with a "three-and-out" against the Buffs (three others had just one first down) ... UCLA became just the second team in five games to own a lead over the Buffs this year in the state of Colorado (Oregon State led 3-0 for 2:06) ... Colorado trailed at halftime for just the third time this season (24-21 at Michigan, 14-0 at USC previously) ... The last time CU and its opponent both had 10 or more penalties in a game was on Oct. 1, 2011 (CU 10-90, Washington State 10-125); that was CU's first Pac-12 league game ... This was CU's 399th all-time victory at home (307th at Folsom Field) ... Colorado won back-to-back games scoring 20 or fewer points for the first time since the 1969 season (identical 17-14 wins over Kansas and Oklahoma State on Nov. 8-15) ... CU had 105 yards in the second quarter—its 23rd 100-yard quarter out of 36; only UCLA and Michigan have held the Buffs to one 100-yard quarter in a game this season. UCLA finished with 210 yards of offense; it is the fourth team the Buffs have held to under 250 this season, last done by CU in 1998 (four under 250 that year) ... UCLA was 3-of-19 on second downs and limited the Bruins to 20 total yards ... The Bruins opened 3-of-4 on first downs but converted just 1-of-11 the rest of the way.

**COLORADO 49, ARIZONA 24**

**NOVEMBER 12, 2016**

**ARIZONA STADIUM, TUCSON**

TUCSON, Ariz. — Colorado quarterback Sefo Liufau threw three touchdown passes and rushed for another and Phillip Lindsay ran for three scores as the Buffaloes improved to 8-2 with a 49-24 win over Arizona at Arizona Stadium.

The Buffs improved to 8-2 overall and maintained their Pac-12 South lead with a 6-1 mark.

After a slow start, CU's offense methodically put the game away, building a 28-10 lead by halftime and extending it to 42-10 by the end of the third quarter.

Meanwhile, although Arizona's offense moved the ball well between the 20s, the Buffs' defense responded when they had their backs to the wall. The Wildcats' rushing game produced more yards against the Buffs than they had given up in the previous three games combined, but the Buffs forced Arizona to settle for field goal tries when it mattered — and the Wildcats missed three of their four attempts.

After taking a 7-0 lead on their first possession on a 1-yard Lindsay run, only to see the Wildcats tie the game early in the second quarter at 7-7, the Buffs took the lead for good on a 4-yard Lindsay run with 11:29 to go in the second quarter. Lindsay's run was set up by a 50-yard Liufau pass to Shay Fields and Davis Price's second PAT of the game gave the Buffs a 14-7 lead.

UA managed to pull within four on its next possession, getting a 23-yard field goal from Josh Pollack to narrow the gap to 14-10.

Colorado, though, then put up 28 unanswered points, beginning with a seven-play, 62-yard touchdown drive on the ensuing possession. Liufau had a 22-yard run on the march, and the Wildcats gave the Buffs a helping hand three plays later with a late-hit penalty that put CU at the Wildcats 16 yard line. Two plays later, Liufau hit Fields with a 15-yard touchdown pass and Price's third PAT gave CU a 21-10 lead.

On Arizona's next possession, Colorado extended its nation-leading streak of forcing at least one defensive takeaway to 23 when a Ryan Moeller hit on Arizona's Nate Phillips forced a fumble that Rick Gamboa recovered.

Two series later, the Buffs pushed the lead to 28-10, going 53 yards in four plays. Liufau hit a wide-open Jay MacIntyre down the left sideline for a 40-yard score and CU upped its lead to 28-10.

Arizona then missed a field goal try just before halftime and another on its first possession of the third period.

The Buffs then drove for the clinching touchdown, going 73 yards in seven plays for a 35-10 lead as Liufau hooked up with Fields on a 27-yard pass for the score.

Colorado added another score late in the third period, driving 52 yards in seven plays with Liufau scoring from 2 yards out for a 42-10 lead.

The Wildcats finally ended CU's 28-point run with a touchdown early in the fourth quarter, going 75 yards in seven plays, with Samajie Grant scoring from 3 yards out. Arizona then scored again after a tipped ball resulted in a Liufau interception. The Wildcats went 33 yards in three plays and a Zach Green 3-yard run cut CU's lead to 42-24 with 12:11 to go in the game.

But, Colorado snuffed any hopes of an Arizona comeback when the Buffs went 54 yards in four plays for the game's final score. Lindsay scored his third touchdown of the night on a 34-yard scamper to push CU's lead to 49-24 with 3:34 to go in the game.

Liufau made his 36th career start at QB for the Buffs, a CU record. He eclipsed the old mark of 35, set by Darian Hagan.

<b>COLORADO</b> .....	<b>7</b>	<b>21</b>	<b>14</b>	<b>7</b>	<b>-</b>	<b>49</b>
<b>Arizona</b> .....	<b>0</b>	<b>10</b>	<b>0</b>	<b>14</b>	<b>-</b>	<b>24</b>

SCORING	Score	Time	Qtr
COLORADO — Lindsay 1 run (Price kick)	7- 0	7:27	1Q
Arizona — Grant 3 run (Pollack kick)	7- 7	12:28	2Q
COLORADO — Lindsay 4 run (Price kick)	14- 7	11:29	2Q
Arizona — Pollack 23 FG	14-10	8:22	2Q
COLORADO — Fields 15 pass from Liufau (Price kick)	21-10	5:45	2Q
COLORADO — MacIntyre 40 pass from Liufau (Price kick)	28-10	1:29	2Q
COLORADO — Fields 27 pass from Liufau (Price kick)	35-10	5:01	3Q
COLORADO — Liufau 2 run (Price kick)	42-10	0:57	3Q
Arizona — Grant 3 run (Pollack kick)	42-17	13:47	4Q
Arizona — Green 2 run (Pollack kick)	42-24	12:11	4Q
COLORADO — Lindsay 34 run (Price kick)	49-24	3:34	4Q

**Attendance:** 41,068    **Time:** 3:24  
**Weather (69°):** clear skies, 26% humidity, winds from the east at 10 mph

TEAM STATISTICS	COLORADO	ARIZONA
First Downs.....	25	23
Third Down Efficiency (Fourth).....	7-14 (0-0)	5-15 (0-0)
Rushes—Net Yards .....	46-175	52-257
Passing Yards .....	213	155
Passes (Att-Comp-Int).....	27-19-1	26-12-0
Total Offense.....	388	412
Return Yards .....	13	0
Punts: No-Average.....	5-41.6	6-43.8
Fumbles: No-Lost.....	0-0	2-1
Penalties/Yards .....	7/62	13/138
Quarterback Sacks—Yards.....	4-35	2-18
Time of Possession .....	30:13	29:47
Drives/Average Field Position .....	15/C34	14/A26
Red Zone: Scores-Attempts (Points).....	4-4 (28)	4-6 (24)

**INDIVIDUAL STATISTICS**

**Rushing—Colorado:** Lindsay 25-119, Liufau 17-56, Adkins 1-3, Team 3-minus 3. **Arizona:** Grant 16-113, Dawkins 18-76, Green 10-34, Brown 1-29, Solomon 4-11, Tate 3-minus 6.  
**Passing—Colorado:** Liufau 27-19-1, 213, 3 td. **Arizona:** Dawkins 19-9-0, 107, 0 td; Solomon 7-3-0, 48, 0 td.  
**Receiving—Colorado:** Fields 6-108, Lindsay 4-8, MacIntyre 3-50, Ross 3-28, Bobo 3-19. **Arizona:** Phillips 4-55, Denson 3-33, Brown 2-58, Wood 1-4, Grant 1-3, Green 1-2.  
**Punting—Colorado:** Kinney 5-41.6 (47 long, 3 In20). **Arizona:** Pollack 3-45.0 (58 long, 1 In20), Glattig 3-42.7 (52 long, 1 In20).  
**Punt Returns—Colorado:** Oliver 1-13. **Arizona:** none.  
**Kickoff Returns—Colorado:** Hasselbach 1-9, Keeney 1-9. **Arizona:** Neal 2-49.  
**Tackle Leaders—Colorado:** Olugbode 14,1—15; Laguda 6,6—12; Moeller 6,1—7; Carrell 6,0—6; Gillam 6,0—6; Witherspoon 6,0—6; Thompson 5,0—5; Gilbert 3,1—4; Gamboa 3,0—3; Awuzie 2,1—3; Coleman 2,1—3; Kafovalu 2,1—3; Falu 1,1—2. **Arizona:** Magloire 9,0—9; Barton 5,2—7; Flannigan-Fowles 5,0—5; Kenny 5,0—5; Hayes 3,2—5; Mashack 4,0—4.  
**Quarterback Sacks—Colorado:** Gilbert 2-18, Carrell 1-16, Falu 1-1. **Arizona:** Zellers 1-11, Barton 1-7.  
**Interceptions—Colorado:** none. **Arizona:** Rutt 1-0.  
**Passes Broken Up—Colorado:** Witherspoon 2, Awuzie, Oliver. **Arizona:** Magloire.

**GAME NOTES**

Colorado improved to both **8-2** overall and **6-1** in league play for the first time since **2001** (in the Big 12 North under coach Gary Barnett) ... This was the Buffs' fourth straight win, their first four-game winning streak since 2002 when it won five straight; it was a second straight league road game win, the first since claiming three straight in the Big 12 over the 2004 and 2005 seasons (both also under Barnett) ... CU improved to **54-19** against unranked teams in November dating back to the early 1990s ... Colorado scored on its first possession for the sixth time in 10 games ... The Buffs are now **29-10** all-time with a 100-yard rusher and a 100-yard receiver, as **Phillip Lindsay** (25-119) and **Shay Fields** (6-108) accomplished the feat against Arizona ... The opponent has not scored on its first drive in all 10 games this season (and on just one of 10 to open the second half) ... Ryan Moeller's forced fumble in the second quarter **extended CU's nation-best streak to forcing at least one turnover in 23 straight games** (Alabama is next with 22) ... Colorado had four sacks — all on third downs, and now 29 on the year, a high in the MacIntyre Era (besting the 28 last year—which was in 13 games) ... **OLB Jimmie Gilbert (2 QBS-16)**. He increased his season sack total to 8½, tied for the 15th most in school history and a team-high since Abraham Wright recorded 11½ in 2006.

**COLORADO 38, WASHINGTON STATE 24**

**NOVEMBER 19, 2016**

**FOLSOM FIELD, BOULDER**

BOULDER – Behind a dominant running game and an opportunistic, take-charge defense, the No. 12 Colorado Buffaloes dispatched No. 20 Washington State 38-24 at Folsom Field and remained in control of the Pac-12 Conference's South Division.

Tailback Phillip Lindsay and quarterback Sefo Liufau accounted for 252 of CU's 258 yards rushing and scored five touchdowns between them. Lindsay ran for 144 yards, going over 1,000 for the season and 2,000 for his career, and scored twice. Liufau ran for a career-best 108 yards, scored three TDs and completed 27-of-41 passes for 345 yards. With his 100-yard rushing, 300-yard passing game, Liufau became only the second player in CU history to accomplish that feat. The first was his backup, Steven Montez, this season at Oregon.

WSU entered the game with the Pac-12's top-ranked rushing defense, allowing only 116.9 yards a game. Cougars quarterback Luke Falk, the league leader in passing (361.0 yards a game) and total offense (356.2), completed 26-of-53 passes for 325 yards, with three TDs and one interception.

CU (9-2, 7-1) scored 10 points in the fourth quarter to put away WSU (8-3, 7-1), which had won eight straight after opening the season 0-2. It was CU's first win against a ranked opponent since 2009.

The Buffs stopped the Cougars on their first possession, took over and promptly marched 81 yards in 12 plays – mixing four pass completions with eight runs and scoring on a 9-yard carry by Lindsay. Davis Price's PAT put CU up 7-0.

But WSU retaliated quickly, and at the culmination of a 78-yard scoring drive CU lost safety Afolabi Laguda for the remainder of the game on a targeting call. He was whistled for hitting receiver Robert Lewis in the end zone during the completion of a 14-yard scoring pass as WSU tied the game at 7-7.

Later in the first quarter, Liufau was incomplete on a fourth-down pass and Falk and the Cougars needed just three plays to travel 72 yards and break the tie, the score coming on a 46-yard pass to Morrow.

The Buffs, though, came up with their own fourth-down stop early in the second quarter when Ahkello Witherspoon deflected a Falk pass. Liufau guided the Buffs 74 yards to the tying touchdown. He completed 5 of 6 passes for 50 yards, got a 10-yard run from Lindsay, and then gained the last 14 yards of the drive himself, including a 3-yard touchdown run to tie the game at 14-14.

WSU countered with a 28-yard field goal for a 17-14 lead that held until halftime.

Colorado quickly regained the lead, opening the third quarter with a 71-yard drive. CU converted three third-down attempts on the march, with Liufau keeping and converting on two of them before scoring a 7-yard keeper.

WSU responded once again, putting together a 67-yard scoring drive with Falk throwing a 7-yard TD pass to receiver John Thompson to take a 24-21 lead. It proved to be WSU's last points of the day.

The Buffs responded again, this time with a 75-yard scoring march. Liufau scored from 11 yards out to give the Buffs a 28-24 lead. The Buffs followed by coming up with a big fourth-down stop from Nick Fisher, which led to another CU score, a 46-yard Chris Graham field goal for a 31-24 lead.

Colorado then put the game away with a game-clinching 63-yard scoring drive that finished with a 13-yard Lindsay run and a 38-24 cushion.

In the closing minutes, the Buffs extended their nation-leading streak of games with at least one defensive takeaway to 24 when linebacker Addison Gillam recovered a fumble and Tedric Thompson intercepted a Falk pass.

Washington State.....	14	3	7	0	–	24
COLORADO .....	7	10	14	7	–	38

SCORING	Score	Time	Qtr
COLORADO — Lindsay 9 run (Price kick)	7- 0	10:34	1Q
Washington State — Lewis 15 pass from Falk (Powell kick)	7- 7	7:27	1Q
Washington State — Morrow 46 pass from Falk (Powell kick)	7-14	2:30	1Q
COLORADO — Liufau 3 run (Price kick)	14-14	7:35	2Q
Washington State — Powell 28 FG	14-17	4:23	2Q
COLORADO — Liufau 7 run (Price kick)	21-17	11:06	3Q
Washington State — Thompson 7 pass from Falk (Powell kick)	21-24	3:18	3Q
COLORADO — Liufau 11 run (Price kick)	28-24	0:30	3Q
COLORADO — Graham 46 FG	31-24	9:09	4Q
COLORADO — Lindsay 13 run (Price kick)	38-24	4:18	4Q

TEAM STATISTICS	COLORADO	WASH. ST.
First Downs.....	31	21
Third Down Efficiency (Fourth).....	13-21 (0-3)	4-15 (2-4)
Rushes—Net Yards .....	59-258	22-137
Passing Yards .....	345	325
Passes (Att-Comp-Int).....	41-27-0	53-26-1
Total Offense.....	603	462
Return Yards .....	5	0
Punts: No-Average.....	2-34.5	4-30.0
Fumbles: No-Lost.....	2-1	1-1
Penalties/Yards .....	9/75	5/35
Quarterback Sacks—Yards .....	2-9	1-5
Time of Possession .....	33:41	26:19
Drives/Average Field Position .....	14/C31	14/WS28
Red Zone: Scores-Attempts (Points).....	5-5 (35)	3-4 (170)

**Attendance:** 48,658 **Time:** 3:37  
**Weather (43°):** partly cloudy skies, 52% humidity, winds from the east at 3 mph

**INDIVIDUAL STATISTICS**

**Rushing—Colorado:** Lindsay 31-144, Liufau 23-108, Evans 3-8, Montez 1-0, Team 1-minus 2. **Washington State:** Morrow 8-87, Wicks 7-38, Williams 4-16, Falk 4-minus 4.  
**Passing—Colorado:** Liufau 41-27-0, 345, 0 td. **Washington State:** Falk 53-26-1, 325, 3td.  
**Receiving—Colorado:** Ross 8-121, MacIntyre 7-90, Lindsay 5-50, Fields 3-31, Ento 2-21, Bobo 1-29, Evans 1-3. **Washington State:** Marks 6-46, Sweet 5-54, Martin 3-84, Lewis 3-29, Morrow 2-48, Dimry 2-27, Thompson 2-10, Johnson-Mack 1-18, Wicks 1-7, Williams1-2.  
**Punting—Colorado:** Kinney 2-34.5 (35 long, 13 In20). **Washington State:** Sweet 4-30.0 (45 long, 2 In20).  
**Punt Returns—Colorado:** Oliver 1-3. **Washington State:** none.  
**Kickoff Returns—Colorado:** Julmisse 2-40. **Washington State:** Fossum 2-42, Taylor 1-16.  
**Tackle Leaders—Colorado:** Gillam 6,1—7; Kafovalu 6,0—6; Fisher 4,2—6; Awuzie 4,1—5; Gamboa 3,2—5; Thompson 4,0—4; Oliver 3,1—4; Olugbode 2,1—3; Tupou 1,2—3; Falu 2,0—2; Gilbert 2,0—2; Carrell 1,1—2; Witherspoon 1,1—2. **Washington State:** Pelluer 11,5—16; Taylor 7,2—9; Henry 7,2—9; Mata'afa 7,1—8; Luvu 6,2—8; Thompson 6,2—8; Luani 6,0—6.  
**Quarterback Sacks—Colorado:** Gillam 1-9, Gilbert 1-0. **Washington State:** Mata'afa 1-5.  
**Interceptions—Colorado:** Thompson 1-2. **Washington State:** none.  
**Passes Broken Up—Colorado:** Thompson 3, Witherspoon 3, Oliver 2, Falu, Fisher, Gillam. **Washington State:** Luani 2, Broughton, Molton, Thompson.

**GAME NOTES**

Colorado snapped a 23-game losing streak against ranked teams, as the last win over a ranked foe was against No. 17 Kansas in 2009 (34-30 in Boulder) ... This was CU's 400th all-time victory at home (308th at Folsom Field) ... Colorado improved to 9-2 overall for the first time since 2001, and to 7-1 in league play for the first time since back-to-back in 2001-02 ... This marked the first time the Buffs wore silver-black-silver (as in helmet-jersey-pant color) ... CU gained a season-high 603 yards and is now 17-1 all-time with 600+ yards (2-1 under MacIntyre) ... CU had two 100-yard rushers for the first time since Sept. 26, 2015 (versus Nicholls State); it was the 40th time the Buffs had a 100-yard rusher and receiver and now are 30-10 in those games ... Colorado has now scored a touchdown on 7 of its 11 possessions to open a game (outscored the opponent 49-0; the Buffs own a similar edge on the first drive of the second half by 31-7) ... Jimmie Gilbert's sack/fumble force and Addison Gillam's recovery with 2:58 left in the game extended CU's nation-best streak to forcing at least one turnover in 24 straight games ... WSU averaged 8.4 yards on first down in the first half, but the Buffs kept that to 2.8 after intermission ... WSU completed under 50 percent of its passes for the first time all year (49.1, 26-of-53; their previous worst was 58.3 versus UCLA, 28-of-48); its 325 yards were the third lowest ... Liufau and S Nick Fisher (6,0—6 TT, 4 3DS, 1 PBU) won the Pac-12 offensive and defensive player of the week honors.

**NOTABLE PERFORMANCES: THE LAST TIME**

**INDIVIDUAL**

<b>Kickoff Return For A Touchdown</b>	<b>Colorado:</b> Nelson Spruce vs. Cal in Boulder, Nov. 16, 2013 (onside, 46 yards; otherwise: M. Mosley vs. Utah, Nov. 23, 2012, 100 yds) <b>Opponent:</b> Reggie Dunn, Utah in Boulder, Nov. 23, 2012 (100 yards).
<b>Punt Return For A Touchdown</b>	<b>Colorado:</b> Isaiah Oliver vs. UCLA in Boulder, Nov. 3, 2016 (68 yards). <b>Opponent:</b> Jabrill Peppers, Michigan at Ann Arbor, Sept. 17, 2016 (54 yards).
<b>Interception Return For A Touchdown</b>	<b>Colorado:</b> Rick Gamboa vs. Oregon State in Boulder, Oct. 1, 2016 (20 yards). <b>Opponent:</b> Ishmael Adams, UCLA at Pasadena, Oct. 31, 2015 (96 yards).
<b>Fumble Return/Recovery For A Touchdown</b>	<b>Colorado:</b> Derek McCartney vs. Michigan at Ann Arbor, Sept 17, 2016 (18 yards). <b>Opponent:</b> Tra'Mayne Bondurant, Arizona at Tucson, Nov. 8, 2014 (22 yards).
<b>Blocked Punt Return For A Touchdown</b>	<b>Colorado:</b> Lawrence Vickers vs. Washington State at Seattle, Sept. 11, 2004 (0 yards). <b>Opponent:</b> Grant Perry, Michigan at Ann Arbor, Sept. 17, 2016 (6 yards).
<b>Blocked Field Goal Return For A Touchdown</b>	<b>Colorado:</b> Has not occurred. <b>Opponent:</b> Max Bergen, Stanford at Palo Alto, Oct. 8, 2011 (75 yards; first-ever against Colorado)
<b>Blocked Punt</b>	<b>Colorado:</b> Doug Rippy vs. Toledo at Toledo, Sept. 11, 2009 ( <i>two blocks</i> ). <b>Opponent:</b> Michael Jocz, Michigan at Ann Arbor, Sept. 17, 2016
<b>Blocked PAT Kick</b>	<b>Colorado:</b> Nate Bonsu vs. Arizona State in Boulder, Oct. 11, 2012. <b>Opponent:</b> Shemar Smith, Oregon State in Boulder, Oct. 1, 2016 ( <i>kicker: Chris Graham</i> )
<b>Blocked Field Goal</b>	<b>Colorado:</b> Chidobe Awuzie vs. UCLA in Boulder, Nov. 3, 2016. <b>Opponent:</b> Rick Wade, UCLA in Boulder, Nov. 3, 2016 ( <i>kicker: Chris Graham</i> ).
<b>Offensive Lineman To Score A Touchdown</b>	<b>Colorado:</b> Alex Kelley vs. Colorado State in Denver, Sept. 2, 2016 (recovered fumble in end zone). <b>Opponent:</b> Has not occurred.
<b>Defensive Two-Point Conversion</b>	<b>Colorado:</b> Greg Biekert vs. Nebraska in Boulder, Nov. 2, 1991. <b>Opponent:</b> Has not occurred.
<b>300 Yards Total Offense</b>	<b>Colorado:</b> 453, Sefo Liufau vs. Washington State in Boulder, Nov. 19, 2016 ( <i>345 pass, 108 rush</i> ). <b>Opponent:</b> 321, Luke Falk, Washington State in Boulder, Nov. 19, 2016 ( <i>325 pass, -4 rush</i> ).
<b>400 Yards Total Offense</b>	<b>Colorado:</b> 453, Sefo Liufau vs. Washington State in Boulder, Nov. 19, 2016 ( <i>345 pass, 108 rush</i> ). <b>Opponent:</b> 446, Jared Goff, California at Berkeley, Sept. 27, 2014 ( <i>458 pass, -12 rush</i> ).
<b>100 Yards Rushing</b>	<b>Colorado:</b> 144, Phillip Lindsay ( <i>31 attempts</i> ) and 108, Sefo Liufau ( <i>23 attempts</i> ), vs. Washington State in Boulder, Nov. 19, 2016. <b>Opponent:</b> 113, Samajie Grant vs. Arizona at Tucson, Nov. 12, 2016 ( <i>16 attempts</i> ).
<b>200 Yards Rushing</b>	<b>Colorado:</b> 219, Phillip Lindsay vs. Arizona State in Boulder, Oct. 15, 2016 ( <i>26 attempts</i> ). <b>Opponent:</b> 207, Jared Baker, Arizona in Boulder, Oct. 17, 2015 ( <i>23 attempts</i> ).
<b>300 Yards Rushing</b>	<b>Colorado:</b> 309, Chris Brown vs. Kansas at Lawrence, Oct. 12, 2002. <b>Opponent:</b> 366, Ka'Deem Carey, Arizona at Tucson, Nov. 10, 2012 ( <i>25 carries</i> ).
<b>Three Touchdowns Rushing</b>	<b>Colorado:</b> 3, Sefo Liufau vs. Washington State in Boulder, Nov. 19, 2016. <b>Opponent:</b> 4, Javorius "Buck" Allen, Southern California in Boulder, Nov. 23, 2013.
<b>Four Touchdowns Rushing</b>	<b>Colorado:</b> 4, Michael Adkins II vs. Charleston Southern in Boulder, Oct. 19, 2013. <b>Opponent:</b> 4, Ka'Deem Carey, Arizona in Boulder, Oct. 26, 2013.
<b>Two 100-Yard Rushers</b>	<b>Colorado:</b> Phillip Lindsay (31-144) and Sefo Liufau (23-108) vs. Washington State in Boulder, Nov. 19, 2016. <b>Opponent:</b> Rovee Freeman (27-163) and Taj Griffin (11-110), Oregon in Boulder, Oct. 3, 2015.
<b>Three 100-Yard Rushers</b>	<b>Colorado:</b> Jon Keyworth (18-124), Paul Arendt (23-116) and Ward Walsh (15-101), vs. Air Force at USAFA, Nov. 21, 1970. <b>Opponent:</b> David Overstreet (18-258), Darrell Shepard (3-151) and George Rhymes (9-110), Oklahoma in Boulder, Oct. 4, 1980.
<b>300 Yards Passing</b>	<b>Colorado:</b> 345, Sefo Liufau vs. Washington State in Boulder. <b>Opponent:</b> 325, Luke Falk vs. Washington State in Boulder, Nov. 19, 2016.
<b>400 Yards Passing</b>	<b>Colorado:</b> 455, Sefo Liufau vs. California at Berkeley, Sept. 27, 2014 ( <i>46-of-67</i> ). <b>Opponent:</b> 458, Jared Goff, California at Berkeley, Sept. 27, 2014 ( <i>24-of-42</i> ).
<b>Three Touchdowns Passing</b>	<b>Colorado:</b> 3, Sefo Liufau vs. Arizona at Tucson, Nov. 12, 2016. <b>Opponent:</b> 3, Luke Falk vs. Washington State in Boulder, Nov. 19, 2016.
<b>Four Touchdowns Passing</b>	<b>Colorado:</b> 7, Sefo Liufau vs. California at Berkeley, Sept. 27, 2014 ( <b>school record</b> ). <b>Opponent:</b> 5, Mike Bercovici, Arizona State at Tempe, Oct. 10, 2015.
<b>Five Touchdowns Passing</b>	<b>Colorado:</b> 7, Sefo Liufau vs. California at Berkeley, Sept. 27, 2014 ( <b>school record</b> ). <b>Opponent:</b> 5, Mike Bercovici, Arizona State at Tempe, Oct. 10, 2015.
<b>Three Interceptions Thrown</b>	<b>Colorado:</b> 4, Nick Hirschman vs. Utah in Boulder, Nov. 23, 2012. <b>Opponent:</b> 3, Ryan Burns, Stanford at Palo Alto, Oct. 22, 2016.
<b>Four Interceptions Thrown</b>	<b>Colorado:</b> 4, Nick Hirschman vs. Utah in Boulder, Nov. 23, 2012. <b>Opponent:</b> 4, Graham Harrell, Texas Tech at Lubbock, Oct. 27, 2007.
<b>10 Receptions</b>	<b>Colorado:</b> 11, Phillip Lindsay vs. UCLA in Boulder, Nov. 3, 2016 ( <i>76 yards</i> ) ( <b>school record by a running back</b> ) <b>Opponent:</b> 11, Gabe Marks, Washington State at Pullman, Nov. 21, 2015 ( <i>110 yards</i> ).
<b>100 Yards Receiving</b>	<b>Colorado:</b> 121, Devin Ross vs. Washington State in Boulder, Nov. 19, 2016 ( <i>8 receptions</i> ). <b>Opponent:</b> 113, Juju Smith-Schuster, Southern California at Los Angeles, Oct. 8, 2016 ( <i>5 receptions</i> ).
<b>200 Yards Receiving</b>	<b>Colorado:</b> 209, Paul Richardson vs. Central Arkansas in Boulder, Sept. 7, 2013 ( <i>11 receptions</i> ). <b>Opponent:</b> 208, Ryan Broyles, Oklahoma at Norman, Oct. 30, 2010 ( <i>9 receptions</i> ).
<b>Two Touchdowns Receiving</b>	<b>Colorado:</b> 2, Shay Fields vs. Arizona at Tucson, Nov. 12, 2016. <b>Opponent:</b> 2, Darren Carrington, Oregon at Eugene, Sept. 24, 2016.
<b>Three Touchdowns Receiving</b>	<b>Colorado:</b> 3, Shay Fields vs. Oregon State in Boulder, Oct. 1, 2016. <b>Opponent:</b> 3, Nelson Agholor, Southern California at Los Angeles, Oct. 18, 2014.
<b>Two 100-Yard Receivers</b>	<b>Colorado:</b> Paul Richardson (11-140) and Nelson Spruce (8-140) vs. California in Boulder, Nov. 16, 2013. <b>Opponent:</b> Nelson Agholor (6-128) and Juju Smith (4-104), Southern California at Los Angeles, Oct. 18, 2014.
<b>100-Yard Rusher &amp; Receiver</b>	<b>Colorado:</b> Lindsay (31-144) and Liufau (23-108) rushing & Ross (8-121) receiving vs. Washington State in Boulder, Nov. 19, 2016. <b>Opponent:</b> Gerard Wicks (13-123 rushing) & Gabe Marks (11-110 receiving), Washington State in Pullman, Nov. 21, 2015.
<b>100-Yard Rusher &amp; Receiver (same player)</b>	<b>Colorado:</b> Cortlen Johnson (27-172 rushing; 6-105 receiving), vs. Iowa State at Ames, Nov. 10, 2001. <b>Opponent:</b> Has not occurred.



**The Last Time, continued...**

<b>Four Touchdowns In A Game</b>	<b>Colorado:</b> 4, Michael Adkins II vs. Charleston Southern in Boulder, Oct. 19, 2013 (4 rushing). <b>Opponent:</b> 4, Ka'Deem Carey, Arizona in Boulder, Oct. 26, 2013.
<b>Four Field Goals In A Game</b>	<b>Colorado:</b> 4, Will Oliver vs. Colorado State in Denver, Sept. 1, 2013. <b>Opponent:</b> 4, Alex Henery, Nebraska in Lincoln, Nov. 28, 2008.
<b>50-Yard Field Goal</b>	<b>Colorado:</b> 54, Davis Price vs. Oregon State in Boulder, Oct. 1, 2016 ( <i>CU freshman record</i> ) <b>Opponent:</b> 52, Jared Roberts, Colorado State in Denver, Aug. 29, 2014.
<b>Two Interceptions In A Game</b>	<b>Colorado:</b> 2, Tedric Thompson vs. Stanford at Palo Alto, Oct. 22, 2016. <b>Opponent:</b> 2, Terrance Mitchell, Oregon in Boulder, Oct. 5, 2013.
<b>Three Interceptions In A Game</b>	<b>Colorado:</b> 3, Terrence Wheatley vs. Texas Tech at Lubbock, Oct. 27, 2007. <b>Opponent:</b> 3, Philip Thomas, Fresno State at Fresno, Sept. 15, 2012.
<b>Four Interceptions In A Game</b>	<b>Colorado:</b> Has not occurred. <b>Opponent:</b> 4, Frank Nelson, Utah at Salt Lake City, Nov. 2, 1946.
<b>Three Quarterback Sacks In A Game</b>	<b>Colorado:</b> 3 (for 20 yards), Josh Hartigan vs. Kansas State in Boulder, Nov. 20, 2010. <b>Opponent:</b> 4 (for 31 yards), Vilas Fauonuku, Utah at Salt Lake City, Nov. 28, 2015.
<b>Four Quarterback Sacks In A Game</b>	<b>Colorado:</b> 4½ (for 46), Ron Woolfork vs. Iowa in Boulder, Sept. 26, 1992. <b>Opponent:</b> 4 (for 31 yards), Vilas Fauonuku, Utah at Salt Lake City, Nov. 28, 2015.

**TEAM**

<b>Shut Out (Defensive)</b>	<b>Colorado:</b> <b>Game:</b> 48-0, vs. Nicholls State in Boulder, Sept. 26, 2015. <b>Through 3rd Qtr:</b> 37-0, vs. Colorado State in Denver, Sept. 2, 2016. <b>At Half:</b> 49-0, vs. Idaho State in Boulder, Sept. 10, 2016. <b>Opponent:</b> <b>Game:</b> 0-48, by Stanford in Boulder, Nov. 3, 2012. <b>Through 3rd Qtr:</b> 0-45, by Stanford in Boulder, Nov. 3, 2012. <b>At Half:</b> 0-14, by Southern California at Los Angeles, Oct. 8, 2016.
<b>Safety</b>	<b>Colorado:</b> vs. Oregon in Boulder, Oct. 22, 2011 (Terrel Smith tackled Cliff Harris in end zone). <b>Opponent:</b> by Stanford at Palo Alto, Oct. 22, 2016 (Sefo Liufau ran out of back of end zone).
<b>Held To No Offensive Touchdowns</b>	<b>Colorado:</b> by Washington State at Pullman, Nov. 21, 2015. <b>Opponent:</b> Stanford at Palo Alto, Oct. 22, 2016; Oregon State in Boulder, Oct. 1, 2016.
<b>30 First Downs In A Game</b>	<b>Colorado:</b> 31, vs. Washington State in Boulder, Nov. 19, 2016. <b>Opponent:</b> 30, by Washington State at Pullman, Nov. 21, 2015.
<b>Held Under 10 First Downs</b>	<b>Colorado:</b> 6, by Stanford in Boulder, Nov. 3, 2012 <b>Opponent:</b> 7, vs. Arizona State in Boulder, Oct. 15, 2016.
<b>500 Yards Total Offense In A Game</b>	<b>Colorado:</b> 603, vs. Washington State in Boulder, Nov. 19, 2016 (258 rush, 345 pass). <b>Opponent:</b> 539, by Southern California at Los Angeles, Oct. 8, 2016 (181 rush, 358 pass).
<b>600 Yards Total Offense In A Game</b>	<b>Colorado:</b> 603, vs. Washington State in Boulder, Nov. 19, 2016 (258 rush, 345 pass). <b>Opponent:</b> 616, by Arizona in Boulder, Oct. 17, 2015 (291 rush, 325 pass).
<b>Held Under 200 Yards Total Offense In A Game</b>	<b>Colorado:</b> 141, by Washington in Boulder, Nov. 17, 2012 (90 rush, 51 pass). <b>Opponent:</b> 199, Arizona State in Boulder, Oct. 15, 2016 (50 rush, 149 pass).
<b>Held Under 100 Yards Total Offense In A Game</b>	<b>Colorado:</b> 76, by Stanford in Boulder, Nov. 3, 2012 (-21 rush, 97 pass). <b>Opponent:</b> 96, Idaho State in Boulder, Sept. 10, 2016 (29 rush, 67 pass).
<b>300 Yards Rushing In A Game</b>	<b>Colorado:</b> 315, vs. Arizona State in Boulder, Oct. 15, 2016. <b>Opponent:</b> 361, by Oregon in Boulder, Oct. 3, 2015.
<b>400 Yards Rushing In A Game</b>	<b>Colorado:</b> 427, vs. Kansas at Lawrence, Oct. 12, 2002. <b>Opponent:</b> 405, by Arizona in Boulder, Oct. 26, 2013.
<b>500 Yards Rushing In A Game</b>	<b>Colorado:</b> 502, vs. Missouri in Boulder, Nov. 11, 2000. <b>Opponent:</b> 516, by Missouri at Columbia, Oct. 6, 1984.
<b>Held Under 100 Yards Rushing In A Game</b>	<b>Colorado:</b> 96, by Southern California at Los Angeles, Oct. 8, 2016 (29 attempts). <b>Opponent:</b> 25, UCLA in Boulder, Nov. 3, 2016 (30 attempts).
<b>400 Yards Passing In A Game</b>	<b>Colorado:</b> 401, vs. Arizona State at Tempe, Oct. 10, 2015. <b>Opponent:</b> 458, by California at Berkeley, Sept. 27, 2014.
<b>500 Yards Passing In A Game</b>	<b>Colorado:</b> 533, vs. NE Louisiana in Boulder, Sept. 16, 1995. <b>Opponent:</b> 523, by Fresno State at Honolulu, Dec. 25, 1993 ( <i>Aloha Bowl</i> ; only time ever vs. Colorado)
<b>Held Under 100 Yards Passing In A Game</b>	<b>Colorado:</b> 51, vs. Washington in Boulder, Nov. 17, 2012. <b>Opponent:</b> 67, by Idaho State in Boulder, Sept. 10, 2016.
<b>Averaged Over Eight Yards Per Play</b>	<b>Colorado:</b> 8.00, vs. Charleston Southern in Boulder, Oct. 19, 2013 (52-416). <b>Opponent:</b> 8.72, by Southern California at Los Angeles, Oct. 18, 2014 (61-532).
<b>Held Under Three Yards Per Play</b>	<b>Colorado:</b> 2.61, by Washington in Boulder, Nov. 17, 2012 (54-141). <b>Opponent:</b> 1.75, by Idaho State in Boulder, Sept. 26, 2015 (55-96).
<b>Four Interception Game</b>	<b>Colorado:</b> 4, vs. Texas Tech at Lubbock, Oct. 27, 2007. <b>Opponent:</b> 4, by Utah in Boulder, Nov. 23, 2012.
<b>Five Interception Game</b>	<b>Colorado:</b> 5, vs. Texas Tech at Lubbock, Nov. 1, 2003. <b>Opponent:</b> 5, by Oklahoma in Boulder, Oct. 17, 1992.
<b>Forced Five Lost Opponent Fumbles</b>	<b>Colorado:</b> 5, vs. Nebraska in Boulder, Nov. 26, 1999. <b>Opponent:</b> 5, by Oklahoma State at Stillwater, Nov. 8, 1980.
<b>Forced Six Lost Opponent Fumbles</b>	<b>Colorado:</b> 6, vs. Kansas State in Boulder, Oct. 22, 1983. <b>Opponent:</b> 6, by Nebraska at Lincoln, Oct. 25, 1975.
<b>Forty-Minute Time of Possession Game</b>	<b>Colorado:</b> 41:05, vs. UCLA at Pasadena, Oct. 31, 2015. <b>Opponent:</b> 42:20, by Missouri in Boulder, Nov. 1, 1997.
<b>Turnover-Free Game</b>	<b>Colorado:</b> vs. Stanford at Palo Alto, Oct. 22, 2016. <b>Opponent:</b> by Utah in Boulder, Nov. 29, 2014
<b>Did Not Punt</b>	<b>Colorado:</b> vs. Iowa State in Boulder, Nov. 19, 1994. <b>Opponent:</b> by Washington at Seattle, Nov. 9, 2013 (just second time since 1983; Baylor in 2010).
<b>Recovered Own Onside Kick</b>	<b>Colorado:</b> vs. Oregon at Eugene, Nov. 22, 2014 (Nelson Spruce); 0-of-last-3. <b>Opponent:</b> by California in Boulder, Nov. 16, 2013 (1-of-last-1).

## CAREER SINGLE GAME BESTS

(for those who have regularly appeared in games)

**MICHAEL ADKINS, TB**

Rushing Attempts—22, at Hawai'i, 9/03/15  
 Rushing Yards—137, vs. Charleston Southern, 10/19/13  
 Long Run—43, vs. Washington, 11/01/14  
 Rushing TDs—4, vs. Charleston Southern, 10/19/13  
 Receptions—2, six times (last: at Hawai'i, 9/03/15)  
 Receiving Yards—63, vs. California, 11/16/13  
 Long Reception—63, vs. California, 11/16/13 (TD)  
 Receiving TDs—1, vs. California, 11/16/13

**CHIDOBE AWUZIE, CB**

Total Tackles—12, vs. Arizona, 10/26/13  
 Solo Tackles—10, twice (last: at Washington State, 11/21/15)  
 Pass Deflections—4, at Massachusetts, 9/06/14  
 Interceptions—1, thrice (last: vs. Colorado State, 9/2/16)  
 Third Down Stops—4, vs. Colorado State in Denver, 9/2/16

**BRYCE BOBO, WR**

Receptions—10, at Southern California, 10/8/16  
 Receiving Yards—110, vs. Arizona State, 10/15/16  
 Long Reception—66, vs. Arizona State, 10/15/16  
 Receiving TDs—2, vs. UCLA, 10/25/14

**BEAU BISHARAT, TB**

Rushing Attempts—8, vs. Idaho State, 9/10/16  
 Rushing Yards—19, vs. Idaho State, 9/10/16  
 Long Run—7, vs. Colorado State in Denver, 9/2/16  
 Rushing TDs—N/A

**JORDAN CARRELL, DL**

Total Tackles—10, at Utah, 11/28/15  
 Solo Tackles—7, at Utah, 11/28/15  
 QB Sacks—1½, at Oregon, 9/24/16  
 Third Down Stops—2, at Utah, 11/28/15

**TIM COLEMAN, DE**

Total Tackles—3, at Arizona, 11/12/16  
 Solo Tackles—2, 4 times (last: at Arizona, 11/12/16)  
 Third Down Stops—2, at Stanford, 10/22/16  
 QB Sacks—1, twice (last: vs. Oregon State, 10/04/14)  
 Tackles For Loss—1, thrice (last: at Stanford, 10/22/16)

**KABION ENTO, WR**

Receptions—2, twice (last: vs. Washington State, 11/19/16)  
 Receiving Yards—88, vs. Idaho State, 9/10/16  
 Long Reception—69, Idaho State, 9/10/16 (TD)  
 Receiving TDs—2, Idaho State, 9/10/16

**KYLE EVANS, TB**

Rushing Attempts—15, thrice (last: vs. Oregon St., 10/1/16)  
 Rushing Yards—61, at Oregon, 9/24/16  
 Long Run—20, vs. Colorado State in Denver, 9/2/16  
 Rushing TDs—1, 4 times (last: vs. Arizona State, 10/15/16)

**SHAY FIELDS, WR**

Receptions—8, twice (last: vs. Arizona, 10/17/15)  
 Receiving Yards—169, vs. Oregon State, 10/1/16  
 Long Reception—75, at Arizona, 11/08/14 (TD)  
 Receiving TDs—3, vs. Oregon State, 10/1/16  
 Long Run—17, vs. Colorado State, 9/19/15

**NICK FISHER, CB**

Total Tackles—6, vs. Washington State, 11/19/16  
 Solo Tackles—4, vs. Washington State, 11/19/16  
 Pass Deflections—1, vs. Washington State, 11/19/16

**JASE FRANKE, DT**

Total Tackles—5, at Hawai'i, 9/03/15  
 Solo Tackles—4, at Hawai'i, 9/03/15  
 QB Sacks—1, at Hawai'i, 9/03/15  
 Third Down Stops—1, at Utah, 11/28/15

**RICK GAMBOA, ILB**

Total Tackles—12, thrice (last: at Oregon, 9/24/16)  
 Solo Tackles—10, at Washington State, 11/21/15  
 QB Sacks—1, at Hawai'i, 9/03/15  
 Third Down Stops—2, at Oregon, 9/24/16  
 Interceptions—1, vs. Oregon State, 10/1/16 (TD)

**JORDAN GEHRKE, QB**

Pass Attempts—20, at Utah, 11/28/15  
 Pass Completions—11, at Utah, 11/28/15  
 Passing Yards—113, at Utah, 11/28/15  
 TD Passes—1, at Utah, 11/28/15  
 Long Pass—23, at Utah, 11/28/15  
 Interceptions—1, at Utah, 11/28/15

Rating (min 10 att.)—109.9, at Utah, 11/28/15  
 Rushing Yards—23, vs. Oregon State, 10/01/16

**JIMMIE GILBERT, OLB**

Total Tackles—8, at UCLA, 10/31/15  
 Solo Tackles—7, vs. Oregon State, 10/1/16  
 Third Down Stops—4, vs. Arizona State, 10/15/16  
 QB Sacks—2, thrice (last: at Arizona, 11/12/16)

**ADDISON GILLAM, ILB**

Total Tackles—18, vs. Oregon, 10/05/13  
 Solo Tackles—14, vs. Oregon, 10/05/13  
 Third Down Stops—4, twice (last: vs. Oregon, 10/05/13)  
 QB Sacks—1, 8 times (last: vs. Washington State, 11/19/16)  
**DIEGO GONZALEZ, PK**

Field Goals Made—3, twice (last: vs. CSU, 9/2/16)  
 Field Goals Attempted—4, twice (last: at UCLA, 10/31/15)  
 Long Field Goal—52, twice (last: vs. Oregon, 10/03/15)  
 PAT Made—6, vs. Massachusetts, 9/12/15  
 PAT Attempts—6, vs. Massachusetts, 9/12/15

**JOHNNY HUNTLEY, WR**

Receptions—1, vs. Idaho State, 9/10/16  
 Receiving Yards—14, vs. Idaho State, 9/10/16  
 Long Reception—14, vs. Idaho State, 9/10/16  
 Receiving TDs—N/A

**SEAN IRWIN, TE**

Receptions—3, at Utah, 11/28/15  
 Receiving Yards—52, vs. Arizona, 10/17/15  
 Long Reception—47, vs. Arizona, 10/17/15  
 Receiving TDs—1, at California, 9/27/14

**LEO JACKSON, DT**

Total Tackles—6, vs. Colorado State, 9/19/15  
 Solo Tackles—3, thrice (last: vs. Oregon State, 10/1/16)  
 QB Sacks—1, twice (last: at Oregon State, 10/24/15)  
 Third Down Stops—1, 5 times (last: at Utah, 11/28/15)

**ANTHONY JULMISSÉ, CB**

Total Tackles—3, vs. Idaho State, 9/10/16  
 Solo Tackles—3, vs. Idaho State, 9/10/16  
 Interceptions—1, vs. Idaho State, 9/10/16  
 Pass Deflections—N/A

**SAMSON KAFUVALU, DT**

Total Tackles—7, at Oregon, 9/24/16  
 Solo Tackles—6, vs. Washington State, 11/19/16  
 QB Sacks—1, 9 times (last: at Oregon, 9/24/16)  
 Third Down Stops—2, vs. Arizona State, 10/15/16

**DYLAN KEENEY, TE**

Receptions—3, at Washington State, 11/21/15  
 Receiving Yards—31, at Washington State, 11/21/15  
 Long Reception—23, vs. Colorado State, 9/19/15  
 Receiving TDs—N/A

**ALEX KINNEY, P**

Punts—8, twice (last: at Michigan, 9/17/16)  
 Average (min. 5 punts)—46.0, vs. Oregon, 10/03/15  
 Long Punt—59, at Stanford, 10/22/16  
 50-Plus—2, thrice (last: vs. Oregon State, 10/1/16)  
 Inside-the-20—3, thrice (last: at UCLA, 10/31/15)

**AFOLABI LAGUDA, S**

Total Tackles—12, at Arizona, 11/12/16  
 Solo Tackles—8, at Southern California, 10/8/16  
 Interceptions—1, vs. Arizona State, 10/15/16  
 Pass Deflections—1, thrice (last: vs. UCLA, 11/03/16)

**DONOVAN LEE, WR**

Receptions—7, at UCLA, 10/31/15  
 Receiving Yards—39, at Washington State, 11/21/15  
 Long Reception—17, at Oregon State, 10/24/15  
 Receiving TDs—1, at Oregon, 11/22/14  
 Rushing Yards—103, vs. Nicholls State, 9/26/15  
 Long Run—59, vs. Nicholls State, 9/26/15 (TD)

**DREW LEWIS, ILB**

Total Tackles—4, vs. Idaho State, 9/10/16  
 Solo Tackles—3, twice (last: vs. Oregon State, 10/11/16)  
 Third Down Stops—1, twice (last: vs. Oregon State, 10/1/16)  
 QB Sacks—1, vs. Oregon State, 10/1/16

**PHILLIP LINDSAY, TB**

Rushing Attempts—31, vs. Washington State, 11/19/16  
 Rushing Yards—219, vs. Arizona State, 10/15/16  
 Long Run—75, vs. Arizona State, 10/15/16 (TD)  
 Rushing TDs—3, twice (last: at Arizona, 11/12/16)  
 Receptions—11, vs. UCLA, 11/03/16  
 Receiving Yards—105, at Southern California, 10/8/16  
 Long Reception—67, at Southern California, 10/8/16 (TD)  
 Long Kickoff Return—51, vs. Hawai'i, 9/20/14

**SEFO LIUFAU, QB**

Pass Attempts—67, at California, 9/27/14 (school record)  
 Pass Completions—46, at California, 9/27/14 (school record)  
 Passing Yards—455, at California, 9/27/14  
 Long Pass—75, twice (vs. Arizona, 2013 & 2014, (TD, TD))  
 TD Passes—7, at California, 9/27/14 (school record)  
 Interceptions—2, nine times (last: vs. UCLA, 11/03/16)  
 Rating (min. 10 att.)—215.2, vs. Idaho State, 9/10/16

Total Offense—527, at California, 9/27/14 (school record)  
 Rushing Yards—108, vs. Washington State, 11/19/16

**EDDY LOPEZ, DT**

Total Tackles—2, four times (last: at Oregon, 11/22/14)  
 Solo Tackles—1, five times (last: at Oregon, 11/22/14)  
 Third Down Stops—N/A

**JAY MACINTYRE, WR**

Receptions—7, vs. Washington State, 11/19/16  
 Receiving Yards—90, vs. Washington State, 11/19/16  
 Long Reception—40, at Arizona, 11/12/16 (TD)  
 Receiving TDs—1, thrice (last: vs. Wash. State, 11/19/16)

**MICHAEL MATHEWS, DL**

Total Tackles—6, vs. Nicholls State, 9/26/15  
 Solo Tackles—5, vs. Nicholls State, 9/26/15  
 QB Sacks—1, vs. Nicholls State, 9/26/15  
 Third Down Stops—1, vs. Idaho State, 9/10/16 (4DS)

**DEREK MCCARTNEY, OLB**

Total Tackles—10, vs. Colorado State, 9/19/15  
 Solo Tackles—7, vs. USC, 11/13/15  
 Third Down Stops—2, vs. Colorado State, 9/19/15  
 QB Sacks—1, 8 times (last: vs. USC, 11/13/15)  
 QB Hurries—3, vs. Arizona, 10/17/15  
 Tackles For Loss—2, vs. USC, 11/13/15 (one sack, one TFL)  
 Interceptions—1, at Hawai'i, 9/03/15

**RYAN MOELLER, S**

Total Tackles—14, at Oregon, 11/22/14  
 Solo Tackles—14, at Oregon, 11/22/14  
 Third Down Stops—1, 5 times (last: vs. Idaho St., 9/10/16)  
 Interceptions—1, vs. Massachusetts, 9/12/15  
 Passes Broken Up—1, 4 times (last: vs. Idaho St., 9/10/16)

**STEVEN MONTEZ, QB**

Pass Attempts—40, at Southern California, 10/8/16  
 Pass Completions—25, at Southern California, 10/8/16  
 Passing Yards—333, at Oregon, 9/24/16  
 TD Passes—3, twice (last: vs. Oregon State, 10/1/16)  
 Long Pass—69, vs. Idaho State, 9/10/16 (TD)  
 Interceptions—2, at Oregon, 9/24/16  
 Rating (min 10 att.)—224.3, vs. Idaho State, 9/10/16

**KENNETH OLUGBODE, ILB**

Total Tackles—18, at Stanford, 10/22/16  
 Solo Tackles—14, at Arizona, 11/12/16  
 QB Sacks—1, vs. Colorado State, 9/2/16  
 Third Down Stops—3, vs. UCLA, 10/25/14; at Utah, 11/28/15  
 Interceptions—1, thrice (last: vs. UCLA, 11/3/16)

**DAVIS PRICE, PK**

Field Goals Made—2, vs. Oregon State, 10/01/16  
 Field Goals Attempted—2, vs. Oregon State, 10/01/16  
 Long Field Goal—54, vs. Oregon State, 10/01/16  
 PAT Made—7, at Arizona, 11/12/16

**DEVIN ROSS, WR**

Receptions—9, at UCLA, 10/31/15  
 Receiving Yards—153, at Oregon, 9/24/16  
 Long Reception—68, at Arizona State, 10/10/15 (TD)  
 Receiving TDs—2, at Michigan, 9/17/16

**CHRISTIAN SHAVER, ILB**

Total Tackles—4, vs. Nicholls State, 9/26/15  
 Solo Tackles—2, thrice (last: vs. Nicholls State, 9/26/15)  
 Third Down Stops—1, thrice (last: at Michigan, 9/17/16)  
 Quarterback Sacks—1, vs. UCLA, 11/3/16  
 Tackles For Loss—2, vs. UCLA, 11/3/16

**TEDRIC THOMPSON, S**

Total Tackles—12, vs. Oregon, 10/03/15  
 Solo Tackles—9, twice (last: at UCLA, 10/31/15)  
 Third Down Stops—2, thrice (last: at Oregon, 9/24/16)  
 Interceptions—2, at Stanford, 10/22/16  
 Pass Deflections—3, thrice (last: vs. Wash. St., 11/19/16)

**JOSH TUPOU, DT**

Total Tackles—9, at Utah, 11/30/13  
 Solo Tackles—5, at Oregon, 9/24/16  
 QB Sacks—2, at Arizona, 11/08/14  
 Third Down Stops—1, six times (last: at Michigan, 9/17/16)

**LEE WALKER, WR**

Receptions—1, thrice last: at Stanford, 10/22/16  
 Receiving Yards—19, vs. Nicholls State, 9/26/15  
 Long Reception—19, vs. Nicholls State, 9/26/15  
 Receiving TDs—N/A

**AHKELLO WITHERSPOON, CB**

Total Tackles—6, thrice (last: at Arizona, 11/12/16)  
 Solo Tackles—6, thrice (last: at Arizona, 11/12/16)  
 Interceptions—1, thrice (last: at Oregon, 9/24/16)  
 Pass Deflections—3, vs. Washington State, 11/19/16

**PERSONNEL / DEPTH CHART**

A note about CU's depth: in-season, charts *reflect* change and generally do not announce it unless there are long-term injuries.

**OFFENSE**

(Multiple)

**WIDE RECEIVER (X)**

- 6 Johnny Huntley, 6-3, 210, Fr.
- 16 Jaleel Awini, 6-2, 215, Sr.-5\*
- (4 Bryce Bobo, 6-2, 190, Jr.\*\*—injured)

**WIDE RECEIVER (Z)**

- 1 Shay Fields, 5-11, 180, Jr.\*
- 17 Kabion Ento, 6-3, 180, Jr.
- 18 Lee Walker, 6-0, 180, Soph.\*

**WIDE RECEIVER (H)**

- 2 Devin Ross, 5-9, 185, Jr.\*\*
- 14 Jay MacIntyre, 5-10, 190, Soph.\*
- 85 Justin Jan, 6-3, 210, Fr.-RS

**LEFT TACKLE**

- 76 Jeromy Irwin, 6-5, 295, Jr.\*\*\*
- 70 Shane Callahan, 6-6, 300, Sr.-5\*\*
- 60 Dillon Middlemiss, 6-5, 295, Fr.-RS

**LEFT GUARD**

- 79 Jonathan Huckins, 6-4, 295, Jr.\*\*
- 75 Josh Kaiser, 6-5, 295, Soph.\*
- (68 Gerrad Kough, 6-4, 295, Jr.\*\*—injured)

**CENTER**

- 74 Alex Kelley, 6-2, 305, Sr.-5\*\*\*
- 53 Sully Wiefels, 6-3, 295, Sr.-5\*
- 66 Colin Sutton, 6-5, 290, Jr.\*

**RIGHT GUARD**

- 56 Tim Lynott Jr., 6-3, 300, Fr.-RS
- 79 Jonathan Huckins, 6-4, 295, Jr.\*\*
- 53 Sully Wiefels, 6-3, 295, Sr.-5\*

**RIGHT TACKLE**

- 64 Aaron Haigler, 6-7, 270, Fr.-RS **OR**
- 71 Sam Kronshage, 6-6, 295, Jr.\*\*
- 73 Isaac Miller, OT, 6-7, 280, Fr.-RS

**TIGHT END / H-BACK (Y)**

- 81 Sean Irwin, 6-3, 250, Sr.-5\*\*\*
- 5 George Frazier, 6-2, 260, Jr.\*\*
- 86 Dylan Keeney, 6-6, 220, Soph.\*
- 38 Chris Hill, 6-2, 225, Sr.\*
- 43 Chris Bounds, 6-4, 245, Fr.-RS

**QUARTERBACK**

- 13 Sefo Liufau, 6-4, 230, Sr.\*\*\*
- 12 Steven Montez, 6-5, 225, Fr.-RS
- 7 Jordan Gehrke, 6-1, 200, Sr.-5\*\*

**TAILBACK**

- 23 Phillip Lindsay, 5-8, 190, Jr.\*\*
- 21 Kyle Evans, 5-6, 175, Soph.\*
- 29 Donovan Lee, 5-9, 180, Jr.\*\*
- 19 Michael Adkins II, 5-10, 205, Jr.\*\*\*
- 35 Beau Bisharat, 6-2, 215, Fr.

**DEFENSE**

(3-4 Base)

**DEFENSIVE END**

- 92 Jordan Carrell, 6-3, 300, Sr.\*
- 59 Timothy Coleman, 6-3, 250, Jr.\*\*
- 90 Frank Umu, 6-4, 280, Fr.-RS

**NOSE TACKLE**

- 58 Josh Tupou, 6-3, 325, Sr.-5\*
- 56 Jase Franke, 6-3, 260, Soph.\*
- 55 Brett Tonz, 6-3, 285, Fr.-RS

**DEFENSIVE END**

- 54 Samson Kafovalu, 6-4, 295, Sr.-5\*\*\*
- 52 Leo Jackson III, 6-3, 275, Jr.\*
- 93 Michael Mathewes, 6-4, 260, Soph.\*

**OUTSIDE LINEBACKER**

- 42 N.J. Faló, 6-2, 220, Soph.\*
- 96 Terran Hasselbach, 6-1, 240, Soph.\*
- 47 Christian Shaver, 6-3, 230, Jr.\*\*

**JACK (INSIDE) LINEBACKER**

- 31 Kenneth Olugbode, 6-1 220, Sr.\*\*\*
- 20 Drew Lewis, 6-2, 230, Soph.
- 30 Ryan Severson, 5-10, 205, Sr.\*\*\*

**MIKE (INSIDE) LINEBACKER**

- 32 Rick Gamboa, 6-0, 230, Soph.\* **OR**
- 44 Addison Gillam, 6-3, 230, Jr.\*\*\*

**OUTSIDE LINEBACKER**

- 98 Jimmie Gilbert, 6-5, 230, Sr.\*\*\*
- 96 Terran Hasselbach, 6-1, 240, Soph.\*

**CORNERBACK**

- 4 Chidobe Awuzie, 6-0, 205, Sr.\*\*\*
- 8 Anthony Julmisse, 6-1, 185, Fr.\*
- 41 Andrew Bergner, 5-11, 170, Jr.\*

**FREE SAFETY**

- 1 Afolabi Laguda, 6-1, 205, Jr.\*
- 7 Nick Fisher, 6-0, 180, Soph.\*
- (25 Ryan Moeller, 6-1, 215, Jr.\*\*—injured)

**STRONG SAFETY**

- 9 Tedric Thompson, 6-0, 205, Sr.\*\*\*
- 7 Nick Fisher, 6-0, 180, Soph.\*
- 22 Kyle Trego, 6-0, 190, Soph.

**CORNERBACK**

- 23 Ahkello Witherspoon, 6-3, 195, Sr.\*\*
- 26 Isaiah Oliver, 6-1, 190, Soph.\*

**SPECIALISTS**

**PUNTER**

- 89 Alex Kinney, 6-1, 205, Soph.\*
- 15 Chris Graham, 6-3, 235, Jr.\*\*
- 28 Cameron Silzer, 5-11, 180, Jr.

**PLACEKICKER / KICKOFF**

- 49 Davis Price, 6-2, 190, Fr.
- 15 Chris Graham, 6-3, 240, Jr.\*\* **(KO#1)**
- 89 Alex Kinney, 6-1, 205, Soph.\*

**PUNT RETURN**

- 26 Isaiah Oliver, 6-1, 190, Soph.\*
- 14 Jay MacIntyre, 5-10, 185, Soph.\*
- 21 Kyle Evans, 5-6, 175, Soph.\*

**KICKOFF RETURN**

- 8 Anthony Julmisse, 6-1, 185, Fr.\*
- 23 Phillip Lindsay, 5-8, 190, Jr.\*\*
- 21 Kyle Evans, 5-6, 175, Soph.\*

**HOLDER**

- 82 Robert Orban, 6-6, 195, Jr.\*
- 89 Alex Kinney, 6-1, 205, Soph.\*

**SNAPPER (Short & Long)**

- 63 J.T. Bale, 6-2, 205, Fr.-RS
- 38 Chris Hill, 6-2, 225, Sr.\*

**INJURED / ● — OUT FOR 2016 SEASON**

- 10 ● Diego Gonzalez, 6-0, 215, Sr.-5\*\* (*Achilles*)
- 46 ● Trent Headley, OLB, 6-2, 225, Jr. (*shoulder*)
- 78 John Lisella, OL, 6-4, 280, Soph.\* (*hypertension*)
- 95 ● Derek McCartney, OLB, 6-3, 250, Jr.\*\* (*knee*)
- 39 ● Jaisen Sanchez, S, 6-1, 200, Soph.\* (*knee*)
- 9 ● Juwann Winfree, WR, 6-3, 205, Jr. (*knee*)

(L)—throws or kicks left-handed/footed.

**Seniors (23):** Listing with a (-5) indicates fifth-year senior (13); the others (10) are fourth-year seniors. *Two fourth-year juniors have declared this their senior season.*

**OR**—indicates those listed are considered even (co-first/second/third team status);

**ITALICS**—Players listed in *italics* left the previous game with an injury and their status is questionable.

(Heights and weights as of August 6, 2016)

*By popular demand:*  
THIS WEEK'S CELEBRITY DEPTH

**PIRATE BACK**

- 33 Vezzini, 5-9, 170, Sr.\*\*\*
- 10 Inigo Montoya, 5-9, 170, Fr.



\*—denotes number of letters earned through 2015; *Injured players listed in italics (status questionable or doubtful—not out for an extended time; probables listed as normal).*

**CAPTAINS:**

- 5 George Frazier, TE/HB
- 13 Sefo Liufau, QB
- 76 Jeromy Irwin, OT
- 31 Kenneth Olugbode, ILB
- 23 Phillip Lindsay, TB

## COLORADO FOOTBALL / ALPHABETICAL ROSTER

(as of November 21 a.m.)

No.	Player	Pos.	Ht.	Wt.	Class	Exp.	Hometown (High School/Previous College)	Status
19	ADKINS II, Michael	TB	5-10	205	Jr.	3L	San Diego, Calif. (Helix)	S 2/2
16	AWINI, Jaleel	WR	6- 2	215	Sr.	1L	Aurora, Colo. (Rangeview/Air Force)	S 1/1
4	AWUZIE, Chidobe	DB	6- 0	205	Sr.	3L	San Jose, Calif. (Oak Grove)	S 2/1
84	BAGBY, David	WR	6- 0	180	Sr.	VR	San Diego, Calif. (Torrey Pines/Arizona)	WO 1/1
63	BALE, J.T.	SN	6- 2	205	Fr.	RS	La Mirada, Calif. (La Mirada)	WO 4/4
69	BANDI, Mo	OL	6- 5	270	Fr.	HS	Longmont, Colo. (Niwot)	WO 4/4
57	BENNION, Sam	OLB	6- 5	230	Fr.	HS	North Logan, Utah (Logan)	S 5/4
41	BERGNER, Andrew	CB	5-11	170	Jr.	1L	Parker, Colo. (Legend/Arizona State)	WO 2/2
35	BISHARAT, Beau	TB	6- 2	215	Fr.	HS	Sacramento, Calif. (Jesuit)	S 5/4
2	BLACKMON, Ronnie	DB	5-10	180	Fr.	HS	Atlanta, Ga. (Westlake)	S 5/4
99	BOATMAN, Brian	TE	6- 3	225	Sr.	1L	Centennial, Colo. (Kent Denver)	WO 2/2
4	BOBO, Bryce	WR	6- 2	190	Jr.	2L	Covina, Calif. (Charter Oak)	S 2/2
43	BOUNDS, Chris	TE	6- 4	245	Fr.	RS	Thousand Oaks, Calif. (Chaminade College Prep)	S 4/4
70	CALLAHAN, Shane	OL	6- 6	300	Sr.	2L	Parker, Colo. (Chaparral/Auburn)	S 1/1
92	CARRELL, Jordan	DE	6- 3	300	Sr.	1L	Roseville, Calif. (Roseville/ American River College)	S 2/1
94	CARROLL, Ellis	ILB	6- 1	220	Fr.	HS	Boulder, Colo. (Boulder)	WO 5/4
87	COCHRANE, Xavier	WR	5- 9	170	So.	VR	Phoenix, Ariz. (Mountain Pointe)	WO 3/3
80	COLEMAN, Derek	TE	6- 5	215	Fr.	HS	Broomfield, Colo. (Legacy)	WO 5/4
59	COLEMAN, Timothy Jr.	DE	6- 3	250	Jr.	2L	Denver, Colo. (Mullen)	S 2/2
37	COOPER, Lucas	DB	5-10	180	Fr.	RS	Palos Verdes, Calif. (Palos Verdes)	WO 4/4
89	DEMENT, Kevin	WR	5-11	180	So.	HS	Centennial, Colo. (Arapahoe)	WO 3/3
17	ENTO, Kabion	WR	6- 3	180	Jr.	JC	Pine Bluff, Ark. (Dollarway/East Central [Miss.] CC)	S 3/2
21	EVANS, Kyle	TB	5- 6	175	So.	1L	San Jose, Calif. (Archbishop Mitty)	S 3/3
42	FALO, N.J.	OLB	6- 2	220	So.	1L	Sacramento, Calif. (Inderkum)	S 4/3
1	FIELDS, Shay	WR	5-11	180	Jr.	2L	Bellflower, Calif. (St. John Bosco)	S 3/2
7	FISHER, Nick	DB	6- 0	180	So.	1L	Temecula, Calif. (Great Oak)	S 4/3
56	FRANKE, Jase	DT	6- 3	260	So.	1L	Camarillo, Calif. (St. Bonaventure)	S 3/3
5	FRAZIER, George	TE/HB	6- 2	260	Jr.	2L	Monrovia, Calif. (Monrovia)	S 2/2
88	GALLOWAY, Danny	WR	6- 0	200	Jr.	VR	Lone Tree, Colo. (Highlands Ranch/Willamette)	WO 2/2
32	GAMBOA, Rick	ILB	6- 0	230	So.	1L	Sylmar, Calif. (Chaminade College Prep)	S 3/3
7	GEHRKE, Jordan	QB	6- 1	200	Sr.	2L	Scottsdale, Ariz. (Notre Dame Prep/Scottsdale CC)	S 1/1
98	GILBERT, Jimmie	OLB	6- 5	230	Sr.	3L	College Station, Texas (A&M Consolidated)	S 2/1
44	GILLAM, Addison	ILB	6- 3	230	Jr.	3L	Palo Cedro, Calif. (Foothill)	S 2/2
10	GORDON, Dino	TB	5-11	210	Fr.	RS	Compton, Calif. (Millikan)	S 4/4
15	GRAHAM, Chris	PK	6- 3	235	Jr.	2L	Burlingame, Calif. (Burlingame)	S 2/2
83	GRUNDMAN, Sean	WR	6- 2	205	Jr.	VR	Monument, Colo. (Lewis-Palmer/Western State)	WO 2/2
45	GRZESIEK, Tanner	TB	5-10	200	Jr.	TR	Colorado Springs, Colo. (Classical Academy/UCCS)	WO 2/2
64	HAIGLER, Aaron	OL	6- 7	270	Fr.	RS	Northridge, Calif. (Notre Dame)	S 4/4
27	HALL, Joseph	WR	5- 9	170	Jr.	1L	San Luis Obispo, Calif. (Mission Prep)	WO 2/2
96	HASSELBACH, Terran	OLB	6- 1	240	So.	1L	Parker, Colo. (Regis)	S 3/3
38	HILL, Chris	TE/HB	6- 2	225	Sr.	1L	Highlands Ranch, Colo. (Mountain Vista)	S 2/2
99	HOWARD, Aaron	OLB	6- 1	230	Sr.	2L	Denver, Colo. (East/Willamette)	S 1/1
79	HUCKINS, Jonathan	OL	6- 4	285	Jr.	2L	The Woodlands, Texas (The Woodlands)	S 2/2
29	HUDSON, Uryan	DB	5- 9	150	Fr.	HS	Manvel, Texas (Manvel)	WO 5/4
6	HUNTLEY III, Johnny	WR	6- 3	210	Fr.	HS	Plantation, Fla. (South Plantation)	S 5/4
76	IRWIN, Jeromy	OL	6- 5	295	Jr.	3L	Cypress, Texas (Cypress Fairbanks)	S 2/2
81	IRWIN, Sean	TE	6- 3	250	Sr.	3L	Cypress, Texas (Cypress Fairbanks)	S 1/1
52	JACKSON III, Leo	DE	6- 3	275	Jr.	1L	Decatur, Ga. (North Atlanta/Foothill College)	S 2/2
85	JAN, Justin	WR	6- 3	210	Fr.	RS	Chandler, Ariz. (Chandler)	S 4/4
36	JONES, Akil	LB	6- 0	220	Fr.	HS	San Jose, Calif. (Valley Christian)	S 5/4
8	JULMISSE, Anthony	DB	6- 1	185	Fr.	HS	Plantation, Fla. (South Plantation)	S 5/4
54	KAFVALU, Samson	DT	6- 4	295	Sr.	3L	Riverside, Calif. (Arlington)	S 1/1
75	KAISER, Josh	OL	6- 5	295	So.	1L	Mission Viejo, Calif. (Mission Viejo)	S 3/3
86	KEENEY, Dylan	TE/HB	6- 6	220	So.	1L	Granite Bay, Calif. (Granite Bay)	S 3/3
74	KELLEY, Alex	C	6- 2	310	Sr.	3L	Oceanside, Calif. (Vista)	S 1/1
89	KINNEY, Alex	P	6- 1	205	So.	1L	Fort Collins, Colo. (Rocky Mountain)	S 4/3
68	KOUGH, Gerrad	OL	6- 4	295	Jr.	2L	Pomona, Calif. (Pomona)	S 2/2
71	KRONSHAGE, Sam	OL	6- 6	295	Jr.	2L	The Woodlands, Texas (The Woodlands)	S 2/2
1	LAGUDA, Afolabi	DB	6- 1	205	Jr.	1L	Snellville, Ga. (Brookwood/Butler CC)	S 2/2
29	LEE, Donovan	TB	5- 9	180	Jr.	2L	West Hills, Calif. (Chaminade College Prep)	S 3/2
20	LEWIS, Drew	LB	6- 2	230	So.	JC	Sammamish, Wash. (Eastlake/Washington/Coffeyville)	S 3/3
23	LINDSAY, Phillip	TB	5- 8	190	Jr.	2L	Aurora, Colo. (Denver South)	S 2/2
78	LISELLA II, John	OL	6- 4	280	So.	1L	Littleton, Colo. (Columbine)	S 3/3
13	LIUFAU, Sefo	QB	6- 4	230	Sr.	3L	Tacoma, Wash. (Bellarmine Prep)	S 2/1
91	LOPEZ, Eddy	DT	6- 3	310	So.	2L	El Paso, Texas (Coronado)	S 3/3
56	LYNOTT, Tim Jr.	OL	6- 3	300	Fr.	RS	Parker, Colo. (Regis)	S 4/4
14	MacINTYRE, Jay	WR	5-10	190	So.	1L	Boulder, Colo. (Monarch)	S 3/3

-continued-

Colorado Alphabetical Roster, continued...

No.	Player	Pos.	Ht.	Wt.	Class	Exp.	Hometown (High School/Previous College)	Status
34	MAKA, Pookie	OLB	6- 3	205	Fr.	HS	Salt Lake City, Utah (Cottonwood)	S 5/4
17	MARKSBERRY, Casey	QB	6- 3	180	Fr.	HS	Gwinnett, Ga. (Waunakee)	WO 5/4
93	MATHEWES, Michael	DE	6- 4	260	So.	1L	Mission Viejo, Calif. (Mission Viejo)	S 3/3
16	McGARRY, Tyler	QB	6- 0	205	Fr.	HS	Studio City, Calif. (Notre Dame)	WO 4/4
51	MEEK, Bryan	LB	6- 0	215	Jr.	HS	Niwot, Colo. (Niwot/Air Force)	WO 2/2
60	MIDDLEMISS, Dillon	OL	6- 5	295	Fr.	RS	Arvada, Colo. (Pomona)	S 4/4
73	MILLER, Isaac	OL	6- 7	280	Fr.	RS	Longmont, Colo. (Silver Creek)	S 4/4
25	MOELLER, Ryan	DB	6- 1	215	Jr.	2L	Rifle, Colo. (Rifle)	S 2/2
12	MONTEZ, Steven	QB	6- 5	225	Fr.	RS	El Paso, Texas (Del Valle)	S 4/4
15	NOYER, Sam	QB	6- 4	215	Fr.	HS	Beaverton, Ore. (Beaverton)	S 5/4
26	OLIVER, Isaiah	DB	6- 1	190	So.	1L	Goodyear, Ariz. (Brophy Prep)	S 4/3
31	OLUGBODE, Kenneth	ILB	6- 1	220	Sr.	3L	San Jose, Calif. (Bellarmine Prep)	S 2/1
82	ORBAN, Robert	WR	6- 6	195	Jr.	1L	Denver, Colo. (Regis)	WO 2/2
9	PATTERSON, T.J.	QB	6- 3	185	Jr.	VR	Boulder, Colo. (Boulder/Wyoming)	WO 2/2
95	PORTER, Nick	P/PK	6- 0	185	Fr.	RS	Louisville, Colo. (Fairview)	WO 4/4
49	PRICE, Davis	PK	6- 2	190	Fr.	HS	Evergreen, Colo. (Evergreen)	WO 5/4
3	RAKESTRAW, Derrion	WR	6- 2	175	Fr.	HS	Woodstock, Ga. (Sequoyah)	S 5/4
3	RIPPY, Deaysean	OLB	6- 2	240	Sr.	1L	McKees Rocks, Pa. (Sto-Rox/Univ. of Pittsburgh)	S 1/1
90	ROBERTS, Terriek	DE/OT	6- 6	255	Fr.	HS	Denver, Colo. (South)	S 5/4
2	ROSS, Devin	WR	5- 9	185	Jr.	3L	Altadena, Calif. (Bishop Alemany)	S 2/2
33	SANDERS, Chase	S	6- 0	185	Fr.	HS	Jupiter, Fla. (Jupiter)	WO 5/4
30	SEVERSON, Ryan	ILB	5-10	205	Sr.	3L	San Jose, Calif. (Valley Christian)	S 2/1
47	SHAVAR, Christian	OLB	6- 3	230	Jr.	2L	Sandy, Utah (Jordan)	S 3/2
65	SHAW, Austin	LS	6- 4	220	Fr.	HS	Austin, Texas (Regents School)	WO 4/4
28	SILZER, Cameron	P	5-11	180	Jr.	VR	Templeton, Calif. (Templeton/Grossmont/Cuesta)	WO 2/2
61	SMITH, Kolter	OL	6- 2	280	Fr.	HS	Edmond, Okla. (Deer Creek)	WO 5/4
45	STOLTENBERG, Jacob	LB	6- 0	230	Fr.	HS	Sugar Land, Texas (Clements)	WO 5/4
66	SUTTON, Colin	OL	6- 5	290	Jr.	1L	Foothill Ranch, Calif. (Orange Lutheran)	S 2/2
27	TALIANKO, Travis	OLB	6- 1	215	Sr.	1L	Sierra Madre, Calif. (St. Francis/San Jose State/College of the Canyons)	S 1/1
28	TALLEY, Daniel	DB	6- 2	210	So.	TR	Aurora, Colo. (Regis/CSU-Pueblo)	WO 3/3
9	THOMPSON, Tedric	DB	6- 1	205	Sr.	3L	Valencia, Calif. (Valencia)	S 2/1
55	TONZ, Brett	DE	6- 3	285	Fr.	RS	Peoria, Ariz. (Centennial)	S 4/4
22	TREGO, Kyle	DB	6- 0	190	So.	JC	Discovery Bay, Calif. (Liberty/Diablo Valley College)	S 4/3
48	TUGGLE, Joey	TB	5- 7	185	Jr.	VR	Aurora, Colo. (Smoky Hill)	WO 2/2
72	TUILOMA, Lyle	DT	6- 3	305	Fr.	RS	Nanakuli, Hawai'i (Nanakuli)	S 4/4
58	TUPOU, Josh	DT	6- 3	325	Sr.	3L	Buena Park, Calif. (Buena Park)	S 1/1
5	UDOFFIA, Trey	DB	6- 0	185	Fr.	HS	Loomis, Calif. (Del Oro)	S 5/4
90	UMU, Frank	DE	6- 4	280	Fr.	RS	Littleton, Colo. (Heritage)	S 4/4
77	VAUGHN, Hunter	OL	6- 7	290	Fr.	HS	Parker, Colo. (Legend)	S 5/4
18	WALKER, Lee	WR	6- 0	180	So.	1L	San Diego, Calif. (James Madison)	S 3/3
53	WIEFELS, Sully	OL	6- 3	305	Sr.	1L	Eagle, Idaho (Eagle/American River College)	S 1/1
23	WITHERSPOON, Ahkello	DB	6- 3	195	Sr.	2L	Sacramento, Calif. (Christian Brothers/Sacramento City CC)	S 2/1

Heights and weights recorded as of August 6, 2016. **EXPERIENCE KEY:** #L—indicates number of letters earned through 2015; HS—high school; JC—junior college transfer; RS—freshman redshirt in 2015; TR—transfer; VR—varsity reserve performer. **STATUS KEY (Fall):** S—scholarship, WO—walk-on; #/#—clock at start of 2016 season, i.e., 2/1: two years to play one in eligibility. Note: Boatman & Hill are fourth-year juniors declaring senior status.

**Inactive Roster Players (Injured/Ineligible/Etc.)**

No.	Player	Pos.	Ht.	Wt.	Class	Exp.	Hometown (High School/Previous College)	Reason	Status
62	EGGERS, Justin	OL	6- 5	310	Fr.	TR	Marshall, Wis. (Marshall/Western Illinois)	Transfer	WO 4/4
10	GONZALEZ, Diego	PK	6- 0	215	Sr.	2L	Monterrey, MEXICO (Prepa Tec/Monterrey Tech)	Injured (Achilles)	S 1/1
46	HEADLEY, Trent	OLB	6- 2	225	Jr.	VR	Littleton, Colo. (Columbine/Metro State)	Injured (shoulder)	WO 2/2
95	McCARTNEY, Derek	OLB	6- 3	250	Jr.	2L	Westminster, Colo. (Faith Christian)	Injured (knee)	S 2/2
39	SANCHEZ, Jaisen	DB	6- 1	200	So.	1L	Kapolei, Hawai'i (St. Louis)	Injured (knee)	S 3/3
9	WINFREE, Juwann	WR	6- 3	205	Jr.	JC	Englewood, N.J. (Dwight Morrow/Maryland/Coffeyville)	(knee)	S 3/2

**Grayshirt Candidates**

No.	Player	Pos.	Ht.	Wt.	Class	Exp.	Hometown (High School/Previous College)	Status
....	LYTLE, Chance	OT	6- 7	290	Fr.	HS	San Antonio, Texas (Churchill)	S 5/4
....	PURSELL, Colby	OL	6- 4	290	Fr.	HS	Valencia, Calif. (Hart)	S 5/4

**2016 COACHING STAFF:** Head Coach: Mike MacIntyre. Assistant Coaches: Jim Leavitt (DC/LB), Brian Lindgren (OC/QB), Darrin Chiaverini (co-OC/WR), Klayton Adams (OL), Gary Bernardi (TE/HB), Charles Clark (CB), Darian Hagan (RB), Jim Jeffcoat (DL), Joe Tumpkin (S), Drew Wilson (S&C).

**Grad Assistants:** Corey Edsall, John Hughes, Peter Tuitupou, Chidera Uzo-Diribe.

**2016 TEAM CAPTAINS:** HB George Frazier (#5), OT Jeromy Irwin (#76), TB Phillip Lindsay (#23), QB Sefo Liufau (#13), ILB Kenneth Olugbode (#31).

# 2016 UNIVERSITY OF COLORADO BUFFALO FOOTBALL STATISTICS

Won 9, Lost 2 (7-1 Pac-12)

RESULTS/Attendance (◆ Pac-12 Game)	Result	Time	Attendance
S 2 Colorado State (N; Denver) .....	W 44-7	3:22	69,850
S 10 IDAHO STATE .....	W 56-7	3:13	39,505
S 17 at Michigan .....	L 28-45	3:22	110,042
S 24 ◆ at Oregon .....	W 41-38	3:32	53,974
O 1 ◆ OREGON STATE .....	W 47-6	3:18	46,839
O 8 ◆ at Southern California .....	L 17-21	3:17	68,302
O 15 ◆ ARIZONA STATE .....	W 40-16	3:14	48,588
O 22 ◆ at Stanford .....	W 10-5	2:58	44,535
N 3 ◆ UCLA (N) .....	W 20-10	3:28	43,761
N 12 ◆ at Arizona .....	W 49-24	3:24	41,068
N 19 ◆ WASHINGTON STATE .....	W 38-24	3:24	48,658
N 26 ◆ UTAH .....		5:35p MST	

SCORE-BY-QUARTERS	1	2	3	4	OT	Total
COLORADO .....	113	130	78	69	0	390
Opponents .....	55	56	52	40	0	203

TEAM STATISTICS	Colorado	Opponents
FIRST DOWNS .....	283	185
by rushing .....	133	68
by passing .....	125	100
by penalty .....	25	17
FIRST DOWN PLAYS/YARDS .....	395/2480	322/1642
average gain on first down .....	6.28	5.10
THIRD DOWN EFFICIENCY .....	85-183	51-168
percentage .....	46.4	30.4
FOURTH DOWN EFFICIENCY .....	7-15	6-14
percentage .....	46.7	42.9
RUSHING ATTEMPTS .....	539	376
yards gained .....	2540	1773
yards lost .....	235	321
NET RUSHING YARDS .....	2305	1452
average per rush .....	4.28	3.86
average per game .....	209.5	132.0
PASSING ATTEMPTS .....	362	375
passes completed .....	236	190
had intercepted .....	7	13
completion percentage .....	65.2	50.7
efficiency rating .....	148.2	101.2
NET PASSING YARDS .....	2956	2094
average per attempt .....	8.17	5.58
average per completion .....	12.5	11.0
average per game .....	268.7	190.4
TOTAL OFFENSIVE PLAYS .....	901	751
TOTAL NET YARDS .....	5261	3546
AVERAGE GAIN PER PLAY .....	5.84	4.72
AVERAGE PER GAME .....	478.3	322.4
FUMBLES-LOST .....	14-7	20-9
PENALTIES/YARDS .....	68/591	70/611
Offensive .....	30/200	36/245
Defensive .....	25/263	21/245
Special Teams .....	12/113	13/121
Bench/Fans/NCAA Unsportsmanlike .....	1/15	0/0
TURNOVERS (Margin: +87/+0.73) .....	13	20
TOTAL RETURN YARDS .....	491	369
Punt Returns: No-Yards .....	28-312	20-251
Interceptions: No-Yards .....	13-152	7-52
Misc. (Fumble/Blk. FG) Returns .....	2-27	2-66
KICKOFF RETURNS: No-Yards .....	15-303	30-750
average per return .....	20.2	25.0
PUNTS .....	52	73
yards .....	2103	3138
gross average .....	40.4	43.0
yard deductions: returns/touchbacks .....	251/60	312/120
net yards .....	1792	2706
net average .....	34.5	37.1
DEFENSIVE/tackles for loss .....	50-308	58-218
quarterback sacks/yards .....	31/260	25/150
quarterback hurries .....	68	43
passes broken up .....	71	29
forced fumbles (ST) .....	17 (3)	8 (0)
BLOCKED KICKS (Special Teams) .....	1	4
TIME OF POSSESSION .....	35:06	30:54
average per game .....	32:06	27:54
TIME SPENT IN THE LEAD (tied 106:54) .....	420:58	132:08
TIMES PENETRATED OPPONENT 20 .....	51	30
scores/td,fg .....	45/34,11	21/16,5
GOAL-TO-GO SITUATIONS .....	26	13
scores/td,fg .....	23/19,4	11/11,0
TOTAL DRIVES .....	152	154
drives ended by: TD .....	47	22
FG Made/FG Miss .....	14/8	11/9
Punt/Downs .....	52/7	73/7
TO/SAF/Clock .....	12/1/11	22/0/10
TOTAL POINTS .....	390	203
average per game .....	35.5	18.5

## RUSHING

Player	G	Att	Gain	Loss	NET	--avg. per--					high		
						att.	game	TD	Long	20+			
Phillip Lindsay .....	11	199	1096	15	1,081	5.43	98.3	15	75t	8	30	81	219
Sefo Liufau .....	9	125	529	105	424	3.39	47.1	6	22	1	14	45	108
Kyle Evans .....	11	83	357	6	351	4.23	31.9	3	20	1	8	32	61
Steven Montez .....	9	48	277	57	220	4.58	24.4	1	32	2	10	21	135
Donovan Lee .....	8	28	108	11	97	3.46	12.1	0	21	1	3	10	41
Beau Bisharat .....	11	15	46	1	45	3.00	4.1	0	7	0	0	5	19
Troy Lewis .....	1	9	33	0	33	3.67	33.0	0	17	0	1	1	33
Michael Adkins II .....	3	10	34	4	30	3.00	13.5	1	16	0	1	2	31
Jordan Gehrke .....	3	1	23	0	23	23.00	7.7	0	23	1	1	1	23
Shay Fields .....	11	1	12	0	12	10.00	1.1	0	12	0	1	1	12
Anthony Julmisse .....	11	1	10	0	10	10.00	0.9	0	10	0	1	1	10
Devin Ross .....	11	3	12	2	10	3.33	0.9	0	8	0	0	1	8
Jay MacIntyre .....	11	1	3	0	3	3.00	0.3	0	3	0	0	0	3
Alex Kelley .....	10	0	0	0	0	.....	.....	1	-	-	-	-	.....
Team (k-downs, snaps) .....	11	15	0	34	-34	.....	.....	.....	.....	.....	.....	.....	.....

## PASSING

Player	G	Att-Com-Int	Pct	Yards	--avg. per--					TOTAL OFFENSE			
					att.	comp.	TD	Long	HT	Sacked	Att.	Yards	Avg.
Sefo Liufau .....	9	233-156-3 (2)	67.0	1880	8.1	12.1	10	70t	27	17/93	358	2304	6.4
Steven Montez .....	9	119-74-4 (0)	62.2	957	8.0	12.9	9	69t	15	8/57	167	1177	7.0
Bryce Bobo .....	11	1-1-0 (0)	100.0	67	67.0	67.0	1	67t	0	0/0	1	67	67.0
Jordan Gehrke .....	3	7-4-0 (0)	57.1	38	5.4	9.5	0	14	1	0/0	8	61	7.6
Jay MacIntyre .....	11	2-1-0 (0)	50.0	14	7.0	14.0	0	14	0	0/0	3	17	5.7
Team (spiked passes) .....	0	0-0-0 ...	0.0	.....	.....	.....	.....	.....	0	0/0	15	-34	-2.3

NCAA Ratings: Liufau 146.3, Montez 148.0, Gehrke 102.7, Bobo 992.8, MacIntyre 108.8.

NCAAs w/o INT: Liufau 44, Gehrke 28, Montez 1 (T—interceptions that were tipped; HT—hurried throws)

## RECEIVING

Player	G	No.	Yards	rec.	game	TD	Long	20+	10+	---avg. per---		high games----
										rec	yards	
Devin Ross .....	11	56	664	11.9	60.4	5	61	7	23	8	8-153	
Shay Fields .....	11	43	741	17.2	67.4	8	70t	9	22	7	7-169	
Phillip Lindsay .....	11	42	361	8.6	32.8	1	67t	3	12	11	6-105	
Bryce Bobo .....	11	41	543	13.2	49.4	2	66	7	18	10	6-110	
Jay MacIntyre .....	11	27	328	12.1	29.8	1	40t	6	13	7	7-90	
Kyle Evans .....	11	7	101	14.1	9.2	0	32	3	4	3	3-37	
Kabion Ento .....	11	6	136	22.7	12.4	2	69t	1	5	2	2-88	
Donovan Lee .....	8	6	34	4.3	4.9	0	13	0	2	2	1-13	
Johnny Huntley .....	10	1	14	14.0	1.4	0	14	0	1	1	1-14	
Sefo Liufau .....	9	1	14	14.0	1.6	0	14	0	1	1	1-14	
Lee Walker .....	6	1	13	13.0	2.2	0	13	0	1	1	1-13	
Dylan Keeney .....	10	1	8	8.0	0.8	0	8	0	0	1	1-8	
Chris Bounds .....	9	1	8	8.0	0.9	0	8	0	0	1	1-8	
Joseph Hall .....	1	1	6	6.0	6.0	0	6	0	0	1	1-6	
Chris Hill .....	7	1	4	4.0	0.6	1	4t	0	0	1	1-4	
Michael Adkins II .....	3	1	1	1.0	0.3	0	1	0	0	1	1-1	

## SCORING

Player	G	Touchdowns				2Pt.	PAT	EP-EPA	FG-FGA	Saf	DEX	PTS
		Total	Rush	Rec.	Ret.							
Phillip Lindsay .....	11	16	15	1	0	0-0	0-0	0-0	--	--	96	
Shay Fields .....	11	8	0	8	0	0-0	0-0	0-0	--	--	48	
Sefo Liufau .....	9	6	6	0	0	0-0	0-0	0-0	--	--	36	
Davis Price .....	6	0	0	0	0	0-0	22-23	4-6	--	--	34	
Devin Ross .....	11	5	0	5	0	0-0	0-0	0-0	--	--	30	
Chris Graham .....	9	0	0	0	0	0-0	8-10	7-11	--	--	29	
Diego Gonzalez .....	3	0	0	0	0	0-0	16-16	3-4	--	--	25	
Kyle Evans .....	11	3	3	0	0	0-0	0-0	0-0	--	--	18	
Bryce Bobo .....	11	2	0	2	0	1-0	0-0	0-0	--	--	14	
Kabion Ento .....	11	2	0	2	0	0-0	0-0	0-0	--	--	12	
Michael Adkins .....	3	1	1	0	0	0-0	0-0	0-0	--	--	6	
Chris Hill .....	7	1	0	1	0	0-0	0-0	0-0	--	--	6	
Alex Kelley .....	10	1	1	0	0	0-0	0-0	0-0	--	--	6	
Jay MacIntyre .....	11	1	0	1	0	0-0	0-0	0-0	--	--	6	
Steven Montez .....	9	1	1	0	0	0-1	0-0	0-0	--	--	6	
Rick Gamboa .....	11	1	0	0	1	0-0	0-0	0-0	--	--	6	
Derek McCartney .....	3	1	0	0	1	0-0	0-0	0-0	--	--	6	
Isaiah Oliver .....	11	1	0	0	1	0-0	0-0	0-0	--	--	6	
Alex Kinney .....	11	0	0	0	0	0-0	0-0	0-1	--	--	0	
COLORADO .....	11	50	27	20	3	1-1	46-49	14-22	0	0	390	
Opponents .....	11	24	10	12	2	0-0	24-24	11-20	1	0	179	

## PUNTING

Player	G	No.	Yards	Avg.	Long	In			Ret.	Net	Net	
						20	50+	had				
Alex Kinney .....	11	50	2110	42.20	59	12	6	3	1	218	1832	36.7
Team .....	11	2	-7	-3.50	0	0	0	0	-	33	-40	-20.0
COLORADO .....	11	52	2103	40.44	59	12	6	3	1	251	1792	34.5
Opponents .....	11	73	3138	42.99	76	22	19	6	0	312	2706	37.1

## FIELD GOALS

Player	G	10-19	20-29	30-39	40-49	50-59	60+	Total	Pct.	Long
--------	---	-------	-------	-------	-------	-------	-----	-------	------	------



**AT-A-GLANCE SUMMARIES**

Game	Score	1 2 3 4 OT					First Downs			Rushing			Passing			Total Offense		Return Yards	Punting No-Avg.	Fumbles No-Lost	Penalties No/Yds	Third Downs	QB Sacks	Avg. F.Pos.	Time of Poss.		
		Tot	Ru	Pa	Pn	Att	Yards	TD	Att-Com-Int	Yards	TD	Att	Yards														
COLORADO .....	<b>44</b>	21	10	6	7	-	<b>28</b>	15	12	1	56	<b>260</b>	4	33-23-0	<b>318</b>	1	<b>89</b>	<b>578</b>	53	2-45.0	3-2	4/35	12-19	2-24	C 36	<b>34:36</b>	
Colorado State .....	<b>7</b>	0	0	0	7	-	<b>12</b>	7	5	0	35	<b>162</b>	0	29-12-2	<b>63</b>	1	<b>64</b>	<b>225</b>	0	6-43.3	2-2	2/15	5-16	1- 6	CS28	<b>25:24</b>	
COLORADO .....	<b>56</b>	14	35	7	0	-	<b>32</b>	15	13	4	57	<b>262</b>	4	31-22-0	<b>335</b>	4	<b>88</b>	<b>597</b>	31	4-41.8	1-1	5/37	11-18	1- 3	C 35	<b>36:36</b>	
Idaho State .....	<b>7</b>	0	0	7	0	-	<b>7</b>	0	5	2	13	<b>29</b>	1	42-20-1	<b>67</b>	0	<b>55</b>	<b>96</b>	23	11-41.3	0-0	8/78	2-14	0- 0	IS 26	<b>23:24</b>	
COLORADO .....	<b>28</b>	21	0	7	0	-	<b>15</b>	5	8	2	33	<b>64</b>	0	34-18-0	<b>261</b>	3	<b>67</b>	<b>325</b>	76	10-33.1	1-0	7/46	1-13	3-22	C 28	<b>28:25</b>	
Michigan .....	<b>45</b>	7	17	14	7	-	<b>20</b>	8	11	1	41	<b>168</b>	3	30-16-0	<b>229</b>	1	<b>71</b>	<b>397</b>	132	7-39.3	2-1	5/41	5-16	4-28	M 37	<b>31:35</b>	
COLORADO .....	<b>41</b>	16	10	7	8	-	<b>32</b>	14	15	3	52	<b>260</b>	2	32-23-2	<b>333</b>	3	<b>84</b>	<b>593</b>	12	3-40.3	1-0	5/47	6-12	3-24	C 24	<b>33:26</b>	
Oregon .....	<b>38</b>	7	10	21	0	-	<b>24</b>	8	14	2	45	<b>215</b>	3	33-22-1	<b>293</b>	2	<b>78</b>	<b>508</b>	40	6-38.5	0-0	8/75	6-15	3-21	O 30	<b>26:34</b>	
COLORADO .....	<b>47</b>	13	24	3	7	-	<b>26</b>	13	13	0	54	<b>247</b>	2	30-21-0	<b>316</b>	3	<b>84</b>	<b>563</b>	36	5-44.4	0-0	5/55	9-17	4-33	C 24	<b>32:28</b>	
Oregon State .....	<b>6</b>	3	3	0	0	-	<b>14</b>	7	6	1	34	<b>126</b>	0	32-13-2	<b>100</b>	0	<b>66</b>	<b>226</b>	29	8-44.6	4-0	5/31	5-16	0- 0	OS28	<b>27:32</b>	
COLORADO .....	<b>17</b>	0	0	7	10	-	<b>20</b>	4	15	1	29	<b>96</b>	0	44-28-1	<b>275</b>	2	<b>73</b>	<b>371</b>	37	7-42.1	0-0	5/26	6-17	1-11	C 26	<b>27:42</b>	
Southern California .....	<b>21</b>	7	7	0	7	-	<b>28</b>	10	18	0	43	<b>190</b>	0	37-25-1	<b>358</b>	3	<b>80</b>	<b>548</b>	50	3-39.3	4-3	2/22	7-14	4-28	SC29	<b>32:18</b>	
COLORADO .....	<b>40</b>	7	16	10	7	-	<b>27</b>	18	9	0	52	<b>315</b>	5	32-23-0	<b>265</b>	0	<b>84</b>	<b>580</b>	16	6-44.3	2-2	3/20	8-17	5-43	C 25	<b>33:36</b>	
Arizona State .....	<b>16</b>	7	3	3	3	-	<b>7</b>	1	6	0	28	<b>50</b>	0	35-13-1	<b>149</b>	1	<b>63</b>	<b>199</b>	35	10-52.1	2-0	2/20	3-18	1- 4	AS32	<b>26:24</b>	
COLORADO .....	<b>10</b>	0	7	0	3	-	<b>23</b>	15	7	1	49	<b>224</b>	0	25-12-0	<b>135</b>	1	<b>74</b>	<b>359</b>	37	5-42.0	0-0	6/60	5-16	3-28	C 25	<b>26:58</b>	
Stanford .....	<b>5</b>	3	0	0	2	-	<b>15</b>	6	8	1	33	<b>93</b>	0	29-16-3	<b>170</b>	0	<b>62</b>	<b>263</b>	-4	5-50.6	2-1	7/60	5-14	5-29	S 24	<b>33:02</b>	
COLORADO .....	<b>20</b>	7	0	3	10	-	<b>24</b>	8	10	6	52	<b>144</b>	1	33-20-3	<b>160</b>	0	<b>85</b>	<b>304</b>	175	3-41.3	4-1	12/128	7-18	3-28	C 35	<b>35:25</b>	
UCLA .....	<b>10</b>	7	3	0	0	-	<b>14</b>	3	7	4	30	<b>25</b>	0	29-15-1	<b>185</b>	1	<b>59</b>	<b>210</b>	64	7-40.9	1-0	13/96	4-15	4-11	U 32	<b>24:35</b>	
COLORADO .....	<b>49</b>	7	21	14	7	-	<b>25</b>	11	8	6	46	<b>175</b>	4	27-19-1	<b>213</b>	3	<b>73</b>	<b>388</b>	13	5-41.6	0-0	7/62	7-15	4-35	C 34	<b>30:13</b>	
Arizona .....	<b>24</b>	0	10	0	14	-	<b>23</b>	12	7	4	52	<b>267</b>	3	26-12-0	<b>155</b>	0	<b>78</b>	<b>412</b>	0	6-43.8	2-1	13/138	5-15	2-18	A 26	<b>29:47</b>	
COLORADO .....	<b>38</b>	7	7	14	10	-	<b>31</b>	15	15	1	59	<b>258</b>	5	41-27-0	<b>345</b>	0	<b>100</b>	<b>603</b>	5	2-34.5	2-1	9/75	13-21	2- 9	C 31	<b>33:41</b>	
Washington State .....	<b>24</b>	14	3	7	0	-	<b>21</b>	5	14	2	22	<b>137</b>	0	53-26-1	<b>325</b>	3	<b>75</b>	<b>462</b>	0	4-30.0	1-1	5/35	4-15	1- 5	W 28	<b>26:19</b>	
COLORADO .....																											
Utah .....																											

**OFFENSIVE LINE STATISTICS**

Player	Play Count											Season Totals						
	CSU	ISU	UM	UD	OSU	USC	ASU	STAN	UCLA	UA	WSU	UTAH	Plays	KD	TDB	PPTD	QBS	PRS
S. CALLAHAN .....	4	44	---	---	21	---	3	---	---	73		<b>145</b>	1	3	3	0	1	0
A. HAIGLER .....	4	46	53	70	34	8	INJ	---	57	73	100	<b>445</b>	4	5	7	1½	5	0
J. HUCKINS .....	INJ	19	INJ	---	28	---	24	19	---	49	100	<b>239</b>	2	3	3	1	2	2
J. IRWIN .....	<b>85</b>	44	67	85	63	73	<b>84</b>	74	85	INJ	100	<b>760</b>	18	12	14	½	5	4
J. KAISER .....	4	44	---	---	6	---	---	---	---	3		<b>57</b>	0	0	1	0	0	0
A. KELLEY .....	52	INJ	67	85	75	72	84	74	83	68	100	<b>760</b>	9	13	13	1½	7	6
G. KOUGH .....	85	44	67	85	65	73	74	74	85	17		<b>669</b>	8	10	10	2½	4	1
S. KRONSHAGE .....	85	42	14	15	44	65	81	74	28	---		<b>448</b>	6	7	9	1½	5	4
T. LYNOTT .....	89	44	67	85	66	73	70	55	85	70	100	<b>804</b>	8½	19	13	3	6	4
D. MIDDLEMISS .....	---	25	---	---	6	---	---	---	---	---		<b>31</b>	0	0	0	0	0	0
C. SUTTON .....	4	44	---	---	3	---	---	---	---	3		<b>54</b>	0	0	1	0	1	0
S. WIEFELS .....	33	44	---	---	9	1	---	---	2	9		<b>98</b>	2½	4	3	0	0	1
Team .....	<b>89</b>	<b>88</b>	<b>67</b>	<b>85*</b>	<b>84</b>	<b>73</b>	<b>84</b>	<b>74</b>	<b>85</b>	<b>73</b>	<b>100</b>	<b>4510</b>	<b>59</b>	<b>76</b>	<b>77</b>	<b>11½</b>	<b>36</b>	<b>22</b>

Sacks/pressures allowed by others or coverage not included; sacks & pressures may exceed overall team total as two players can be awarded a pressure on the same play. KEY: Play count in bold indicates overall grade of 2.25 or better; KD—Knockdown Blocks (pancakes/blown off the line/finishes); TDB—Touchdown Blocks (direct); PPTD—Perfect plays on passing touchdowns (or 2-point passes); QBS—Quarterback Sacks Allowed; PRS—Pressures Allowed; PEN—Penalties.

FG/PAT TEAM PLAY COUNT (71): Kaiser 71, Frazier 69, Tupou 69, Lynott 62, Wiefels 54, Haigler 53, S. Irwin 47, Kough 39, Tonz 32, Umu 32, Kronshage 15, Bounds 10, Kelley 6, Callahan 3, Howard 2, Middlemiss 2, Sutton 2 (Snappers: Bale 71; Holders: Orban 71; Kickers: Price 29, Graham 21, Gonzalez 20, Kinney 1). PUNT TEAM SNAPS (52; includes fakes, roughing calls): J.T. Bale 50.

**NON-OFFENSIVE SCORES (3)**

vs. Opponent	Player	Play	By Opponent (2)	Player	Play
Michigan	Derek McCartney	18 fumble return	Michigan	Grant Perry	6 blocked punt return
Oregon State	Rick Gamboa	20 interception return	Michigan	Jabrill Peppers	54 punt return
UCLA	Isaiah Oliver	68 punt return			

**MISCELLANEOUS STAT BOX**

(Coin Toss: O-offense; D-Defense; d-deferred/played defense first)

Game	Red Zone (Scores-Att; (TD/FG); Plays-Yds)		Avg./1st Down		2nd Down Eff.		3rd Dn/Avg-to-Go		Plays (+/0/-)		Plus Territory (Plays-Yards)			Coin Toss	
	Colorado	Opponent	Colo	Opp.	Colo	Opp.	Colo.	Opp.	Colorado	Opponent	Colorado	Opponent	Temp		
Colorado State	<b>8-8</b> (5/3) <b>18-55</b>	1-1 (1/0)	4-10	<b>7.9</b> 4.8	<b>10-30</b>	3-20	<b>5.3</b>	5.0	<b>71</b> <b>14</b> <b>4</b>	42	17	5	<b>49-281</b>	22- 48	82° W (d)
Idaho State	<b>7-8</b> (7/0) <b>19-98</b>	1-1 (1/0)	3- 4	<b>10.1</b> 2.1	<b>9-29</b>	2-19	<b>4.6</b>	9.2	<b>72</b> <b>13</b> <b>3</b>	27	23	5	<b>51-316</b>	5- 15	77° W (d)
Michigan	<b>1-2</b> (7/0) <b>4- 5</b>	3-4 (2/1)	6-23	<b>6.1</b> 6.8	<b>10-24</b>	7-23	<b>9.4</b>	7.6	<b>36</b> <b>21</b> <b>10</b>	48	17	6	<b>18- 93</b>	33-189	75° W (d)
Oregon	<b>5-5</b> (3/2) <b>15-50</b>	4-4 (4/0)	9-54	<b>5.6</b> 5.1	<b>17-31</b>	10-26	<b>6.7</b>	6.6	<b>64</b> <b>12</b> <b>8</b>	59	14	5	<b>38-245</b>	35-170	68° W (d)
Oregon State	<b>3-3</b> (2/1) <b>9-10</b>	1-1 (0/1)	1- 0	<b>5.9</b> 4.0	<b>14-31</b>	4-22	<b>4.9</b>	6.2	<b>68</b> <b>15</b> <b>1</b>	43	19	4	<b>33-193</b>	30- 51	77° W (d)
Southern California	<b>1-1</b> (1/0) <b>3-11</b>	2-3 (2/0)	6-42	<b>6.6</b> 6.8	<b>6-24</b>	10-26	<b>9.8</b>	5.5	<b>44</b> <b>22</b> <b>6</b>	61	14	5	<b>28- 99</b>	42-193	90° L (O)
Arizona State	<b>6-7</b> (4/2) <b>17-74</b>	1-1 (1/0)	2-16	<b>8.3</b> 4.5	<b>12-29</b>	1-20	<b>4.7</b>	9.2	<b>67</b> <b>11</b> <b>6</b>	31	23	9	<b>38-278</b>	23- 19	79° W (d)
Stanford	<b>2-4</b> (1/1) <b>15-43</b>	1-2 (0/1)	7-16	<b>5.5</b> 3.8	<b>7-23</b>	8-21	<b>4.8</b>	8.6	<b>48</b> <b>15</b> <b>11</b>	44	13	5	<b>37-147</b>	18- 72	61° W (d)
UCLA	<b>3-4</b> (1/2) <b>16-26</b>	0-2 (0/0)	6- 1	<b>2.7</b> 4.7	<b>8-30</b>	3-19	<b>5.9</b>	10.3	<b>55</b> <b>18</b> <b>12</b>	35	18	6	<b>44-115</b>	21- 66	54° W (d)
Arizona	<b>4-4</b> (4/0) <b>12-50</b>	4-6 (3/1)	16- 8	<b>5.9</b> 5.1	<b>7-24</b>	11-28	<b>6.5</b>	6.9	<b>54</b> <b>12</b> <b>7</b>	57	15	6	<b>32-193</b>	31-114	69° W (d)
Washington State	<b>5-5</b> (5/0) <b>9-61</b>	3-4 (2/1)	7-24	<b>5.4</b> 6.2	<b>12-33</b>	7-23	<b>5.1</b>	6.7</							



Colorado Football Statistics / 4-4-4

**SCORING DRIVES (Game-By-Game)**

Opponent	Plays	Yards	Time	Result	Qtr	(Down) How	PAT	Quarterback
Colorado State	11	73	2:59	TD	1	(2) Kelley recovered fumble in end zone	Gonzalez	Liufau
Colorado State	6	70	1:56	TD	1	(2) Ross 17 pass from Liufau	Gonzalez	Liufau
Colorado State	3	62	1:09	TD	1	(2) Lindsay 1 run	Gonzalez	Liufau
Colorado State	4	1	1:14	*FG	2	(4) Gonzalez 30 FG	.....	Liufau
Colorado State	5	59	1:01	TD	2	(1) Lindsay 1 run	Gonzalez	Liufau
Colorado State	16	64	4:17	FG	3	(4) Gonzalez 29 FG	.....	Liufau
Colorado State	10	61	4:28	*FG	3	(4) Gonzalez 22 FG	.....	Liufau
Colorado State	11	50	6:20	*TD	4	(3) Evans 1 run	Gonzalez	Liufau
Idaho State	5	77	2:11	TD	1	(1) Ross 15 pass from Liufau	Gonzalez	Liufau
Idaho State	5	61	1:34	TD	1	(1) Lindsay 6 run	Gonzalez	Liufau
Idaho State	8	48	2:08	TD	2	(2) Lindsay 2 run	Gonzalez	Liufau
Idaho State	4	52	1:39	TD	2	(3) Evans 1 run	Gonzalez	Liufau
Idaho State	8	66	3:10	TD	2	(4) Hill 4 pass from Liufau	Gonzalez	Liufau
Idaho State	5	62	1:46	TD	2	(1) Liufau 19 run	Gonzalez	Liufau
Idaho State	4	82	1:14	TD	2	(1) Ento 69 pass from Montez	Gonzalez	Montez
Idaho State	6	38	1:54	*TD	3	(3) Ento 19 pass from Montez	Graham	Montez
Michigan	3	49	0:51	TD	1	(2) Ross 37 pass from Liufau	Gonzalez	Liufau
Michigan	10	67	4:38	TD	1	(2) Ross 6 pass from Liufau	Gonzalez	Liufau
Michigan	3	80	0:58	TD	3	(1) Fields 70 pass from Liufau	Gonzalez	Liufau
Oregon	8	80	2:47	TD	1	(2) Lindsay 1 run	Graham	Montez
Oregon	9	41	3:28	FG	1	(4) Graham 24 FG	.....	Montez
Oregon	12	87	1:34	TD	1	(2) Fields 7 pass from Montez	PAT blocked	Montez
Oregon	4	63	1:34	TD	2	(2) Montez 3 run	Graham	Montez
Oregon	10	60	2:31	FG	2	(3) Graham 33 FG	.....	Montez
Oregon	5	75	2:01	TD	3	(1) Ross 48 pass from Montez	Graham	Montez
Oregon	7	70	2:48	TD	4	(3) Bobo 31 pass from Montez	Montez-to-Bobo	Montez
Oregon State	7	75	2:06	TD	1	(2) Fields 51 pass from Montez	PAT blocked	Montez
Oregon State	10	86	3:21	TD	1	(2) Fields 33 pass from Montez	Price	Montez
Oregon State	5	87	1:28	TD	2	(1) Fields 63 pass from Montez	Price	Montez
Oregon State	7	40	1:53	TD	2	(4) Lindsay 1 run	Price	Montez
Oregon State	9	44	2:16	FG	2	(4) Price 54 FG	.....	Montez
Oregon State	10	47	3:23	*FG	3	(4) Price 22 FG	.....	Montez
Oregon State	15	84	5:04	TD	4	(2) Adkins 1 run	Price	Gehrke
Southern California	1	67	0:11	*TD	3	(1) Lindsay 67 pass from Bobo	Price	Montez
Southern California	8	84	2:47	TD	4	(3) Bobo 10 pass from Montez	Price	Montez
Southern California	10	51	3:39	FG	4	(4) Price 42 FG	.....	Montez
Arizona State	10	81	2:49	TD	1	(1) Evans 16 run	Price	Liufau
Arizona State	12	72	4:54	FG	2	(4) Price 20 FG	.....	Liufau
Arizona State	4	75	1:46	TD	2	(3) Liufau 3 run	Price	Liufau
Arizona State	8	56	2:10	TD	2	(1) Lindsay 13 run	PAT failed	Liufau
Arizona State	1	75	0:12	TD	3	(1) Lindsay 75 run	Price	Liufau
Arizona State	12	62	4:28	*FG	3	(4) Graham 36 FG	.....	Liufau
Arizona State	8	47	4:48	TD	4	(3) Lindsay 4 run	Graham	Liufau
Stanford	9	73	3:01	TD	2	(3) Fields 15 pass from Liufau	Graham	Liufau
Stanford	8	15	4:10	*FG	4	(4) Graham 23 FG	.....	Liufau
UCLA	8	38	2:31	*TD	1	(2) Lindsay 1 run	Graham	Liufau
UCLA	7	15	3:54	FG	3	(4) Graham 21 FG	.....	Liufau
UCLA	14	54	6:02	FG	4	(4) Graham 37 FG	.....	Liufau
Arizona	16	81	5:17	TD	1	(1) Lindsay 1 run	Price	Liufau
Arizona	4	63	0:53	TD	2	(1) Lindsay 4 run	Price	Liufau
Arizona	7	62	2:31	TD	2	(2) Fields 15 pass from Liufau	Price	Liufau
Arizona	4	53	0:58	TD	2	(2) MacIntyre 40 pass from Liufau	Price	Liufau
Arizona	7	73	2:36	TD	3	(1) Fields 27 pass from Liufau	Price	Liufau
Arizona	7	52	3:30	TD	3	(2) Liufau 2 run	Price	Liufau
Arizona	4	54	2:16	TD	4	(1) Lindsay 34 run	Price	Liufau
Washington State	12	81	2:53	TD	1	(1) Lindsay 1 run	Price	Liufau
Washington State	10	74	2:36	TD	2	(1) Liufau 3 run	Price	Liufau
Washington State	11	71	3:48	TD	3	(1) Liufau 7 run	Price	Liufau
Washington State	8	75	2:48	TD	3	(2) Liufau 11 run	Price	Liufau
Washington State	12	58	4:08	FG	4	(4) Graham 46 FG	.....	Liufau
Washington State	8	63	3:24	TD	4	(1) Lindsay 13 run	Price	Liufau

(\*—scored following a turnover).

**Drive Analysis**

DISTANCE	COLORADO		OPPONENT	
Length (minus)	TD	FG	TD	FG
0—9	0	1	0	0
10—19	0	2	0	0
20—29	0	0	2	0
30—39	2	0	3	2
40—49	3	3	2	3
50—59	7	3	1	1
60—69	11	4	3	3
70—79	13	1	5	1
80—89	11	0	2	1
90—99	0	0	1	0

**GAME OPENING DRIVES**

Game	COLORADO			OPPONENT		
	Pts	FD	Yds	Pts	FD	Yds
Colorado State	7	6	73	0	0	7
Idaho State	7	4	77	0	1	11
Michigan	7	2	49	0	1	19
Oregon	7	4	80	0	0	3
Oregon State	0	0	0	0	1	15
Southern California	0	0	2	0	3	60
Arizona State	7	5	81	0	0	3
Stanford	0	2	20	0	0	-3
UCLA	0	1	12	0	0	-19
Arizona	7	6	81	0	1	19
Washington State	7	5	81	0	1	9
Utah						

**SECOND HALF OPENING DRIVES**

Game	COLORADO			OPPONENT		
	Pts	FD	Yds	Pts	FD	Yds
Colorado State	3	4	64	0*	2	38
Idaho State	0	1	16	0	1	15
Michigan	7	2	80	7	1	45
Oregon	7	3	75	0	2	31
Oregon State	0	2	42	0	1	21
Southern California	0	0	7	0	1	36
Arizona State	7	1	75	0	0	4
Stanford	0	5	72	0	3	44
UCLA	0	1	21	0	0	5
Arizona	0	0	4	0	4	55
Washington State	7	4	71	0	1	25
Utah						

(\*—drive ended by a turnover)

**POSSESSIONS AT-A-GLANCE**

	Avg. 3-Plays			
	No. Plays	Snaps	& Out*	Snaps/TD
Colorado	152	901	5.93	38 19.2 (47)
Opponent	154	751	4.88	49 34.1 (22)

(\*—less if there is a turnover; must not have earned a first down or scored a touchdown.)

**POINTS BY DRIVE**

Drive (CU/Opp)	COLORADO			OPPONENT		
	Pts	TD	FG	Pts	TD	FG
1 (11/11)	49	7	0	0	0	0
2 (11/11)	23	3	1	20	2	2
3 (11/11)	44	6	1	21	3	0
4 (11/11)	42	6	0	18	3	1
5 (11/11)	30	4	1	16	1	3
6 (11/11)	20	2	2	13	1	2
7 (11/11)	21	3	0	0	0	0
8 (11/11)	28	4	0	10	1	1
9 (11/11)	13	1	2	14	2	0
10 (11/11)	33	4	2	31	4	1
11 (11/11)	26	2	4	14	2	0
12 (11/11)	24	3	1	14	2	0
13 (8/10)	0	0	0	7	1	0
14 (6/6)	7	1	0	0	0	0
15 (4/3)	7	1	0	3	0	1
16 (1/2)	0	0	0	0	0	0
17 (1/1)	0	0	0	--	--	--

CU YARDS PER PLAY—TD Drives: 9.4 (334-3039); FG Drives: 4.9 (129-633); Non-Scoring Drives: 3.5 (438-1589).



Colorado Football Statistics / 6-6-6

**FIRST DOWN PASSING**

Player	Att-Com-Int	Pct.	Yards	FD	TD	Long	Sacked	Rating
Sefo Liufau.....	83-53-1	63.9	<b>794</b>	16	3	70t	3/17	153.7
Steven Montez.....	41-26-1	63.4	<b>369</b>	10	3	69t	2/12	158.3
Bryce Bobo.....	1- 1-0	100.0	<b>67</b>	1	1	67t	0/0	992.8
Jay MacIntyre.....	2- 1-0	50.0	<b>14</b>	1	0	14	0/0	108.8
Jordan Gehrke.....	1- 0-0	0.0	<b>0</b>	0	0	0	0/0	0.0

**FIRST DOWN RUSHING**

Player	Att.	Yards	Avg.	FD	TD	Long
Phillip Lindsay.....	113	<b>666</b>	5.9	19	10	75t
Kyle Evans.....	46	<b>230</b>	5.0	6	1	20
Sefo Liufau.....	40	<b>178</b>	4.5	5	3	19t
Steven Montez.....	17	<b>78</b>	4.6	2	0	14
Donovan Lee.....	17	<b>62</b>	3.4	1	0	15
Beau Bisharat.....	7	<b>29</b>	4.1	0	0	7
Troy Lewis.....	4	<b>19</b>	4.8	1	0	17
Anthony Julmisse.....	1	<b>10</b>	10.0	1	0	10
Devin Ross.....	2	<b>6</b>	3.0	0	0	8
Jay MacIntyre.....	1	<b>3</b>	3.0	0	0	3
Michael Adkins II.....	6	<b>2</b>	0.3	0	0	3
Team.....	8	<b>-18</b>	-2.3	0	0	-1

**FIRST DOWN RECEIVING**

Player	No.	Yards	Avg.	FD	TD	Long
Devin Ross.....	<b>20</b>	277	13.9	8	2	48t
Shay Fields.....	<b>16</b>	388	24.3	7	3	70t
Bryce Bobo.....	<b>15</b>	274	18.3	7	0	66
Phil Lindsay.....	<b>13</b>	126	9.7	4	1	67t
Jay MacIntyre.....	<b>11</b>	81	7.4	2	0	16
Donovan Lee.....	<b>3</b>	7	2.3	0	0	8
Kabion Ento.....	<b>1</b>	69	69.0	1	1	69t
Sefo Liufau.....	<b>1</b>	14	14.0	1	0	14
Chris Bounds.....	<b>1</b>	8	8.0	0	0	8

**ALL-PURPOSE YARDS (Top 2) G**

Player	G	Plays	Rush	Rec.	PR	KOR	Total	Avg.	Avg./G
Phillip Lindsay.....	11	242	1081	361	0	26	<b>1,468</b>	6.1	133.5
Shay Fields.....	11	42	12	741	0	0	<b>753</b>	17.9	68.5

**QUARTERBACK SACKS (31-260)**

Colorado State (2-24): Gilbert 1-16, Olugbode 1-8. Idaho State (1-3): Carrell 1-3. Michigan (3-22): Awuzie 1-10, Kafovalu 1-8, Gilbert ½-2, Tupou ½-2. Oregon (3-24): Carrell 1½-13; Kafovalu 1-7, Gilbert ½-4. Oregon State (4-33): Gilbert 2-26, Lewis 1-6, Tupou ½-1, Kafovalu ½-0. USC (1-11): Gillam 1-11. Arizona State (5-43): Gilbert 2-22, Gillam 1-9, Awuzie 1-8, Olugbode 1-4. Stanford (3-28): Carrell 1-7, Coleman ½-6, Falo ½-6, Tupou ½-5, Gilbert ½-4. UCLA (3-28): Awuzie 1-10, Shaver 1-10, Team 1-8. Arizona (4-35): Gilbert 2-18, Carrell 1-16, Falo 1-1. Washington State (2-9): Gillam 1-9, Gilbert 1-0.

**SACKS BY QTR: CU 6-6-9-10 (0-OT); OPP 6-8-7-4 (0-OT)**

**2016 COLORADO BUFFALO SINGLE-GAME HIGHS**

**Individual**

LONGEST SCORING RUN— 75, Phillip Lindsay vs. Arizona State  
 LONGEST NON-SCORING RUN— 37, Phillip Lindsay at Southern California  
 LONGEST SCORING PASS— 70, Sefo Liufau to Shay Fields at Michigan  
 LONGEST NON-SCORING PASS— 66, Sefo Liufau to Bryce Bobo vs. Arizona State  
 LONGEST KICKOFF RETURN— 33, Tony Julmisse vs. Oregon State  
 LONGEST PUNT RETURN— 68, Isaiah Oliver vs. UCLA (TD)  
 LONGEST INTERCEPTION RETURN— 51, Kenneth Olugbode vs. UCLA  
 LONGEST PUNT— 59, Alex Kinney at Stanford  
 LONGEST FIELD GOAL— 54, Davis Price vs. Oregon State  
 MOST TOUCHDOWNS— 3, on four occasions (Lindsay 2, Fields, Liufau)  
 MOST RUSHING ATTEMPTS— 31, Phillip Lindsay vs. Washington State  
 MOST RUSHING YARDS— 219, Phillip Lindsay vs. Arizona State  
 MOST PASS ATTEMPTS— 41, Sefo Liufau vs. Washington State  
 MOST PASS COMPLETIONS— 27, Sefo Liufau vs. Washington State  
 MOST INTERCEPTIONS THROWN— 2, Steven Montez at Oregon; Sefo Liufau vs. UCLA  
 MOST PASSING YARDS— 345, Sefo Liufau vs. Washington State  
 MOST TOUCHDOWN PASSES— 3, on four occasions (Liufau 2, Montez 2)  
 MOST RECEPTIONS— 11, Phillip Lindsay vs. UCLA  
 MOST RECEIVING YARDS— 169, Shay Fields vs. Oregon State  
 MOST TOTAL OFFENSIVE PLAYS— 64, Sefo Liufau vs. Washington State (41 pass, 23 rush)  
 MOST TOTAL OFFENSE— 468, Steven Montez at Oregon (333 pass, 135 rush)  
 MOST FIELD GOALS ATTEMPTED— 3, on three occasions (Graham 2, Gonzalez)  
 MOST FIELD GOALS MADE— 3, Diego Gonzalez vs. Colorado State  
 MOST TACKLES— 18, Kenneth Olugbode at Stanford (10 UT)  
 MOST SOLO TACKLES— 14, Kenneth Olugbode at Arizona (15 TT)  
 MOST TACKLES FOR LOSS— 3, Jordan Carrell at Oregon, Jimmie Gilbert vs. Arizona State  
 MOST QUARTERBACK SACKS— 2, Jimmie Gilbert vs. Oregon State, Arizona State, Arizona  
 MOST QUARTERBACK HURRIES— 3, Jimmie Gilbert vs. Oregon State  
 MOST INTERCEPTIONS— 2, Tedric Thompson at Stanford  
 MOST PASSES BROKEN UP— 3, on three occasions (Thompson 2, Witherspoon)  
 MOST THIRD/FOURTH DOWN STOPS— 4, Awuzie vs. CSU; Gilbert vs. ASU; Fisher vs. WSU  
 MOST KNOCKDOWN BLOCKS (OL)— 5, Jeremy Irwin vs. Colorado State  
 MOST SPECIAL TEAM POINTS— 8, N.J. Falo vs. Oregon State (3T, 2 In20, 2 KD, 1 FF)

**THIRD-FOURTH DOWN PASSING**

Player	Att-Com-Int	Pct.	Yards	FD	TD	Long	Sacked	Rating
Sefo Liufau.....	65-42-1	64.6	<b>397</b>	29	2	23	6/38	123.0
Steven Montez.....	35-20-1	57.1	<b>211</b>	15	3	31t	3/14	130.4
Jordan Gehrke.....	4- 3-0	75.0	<b>28</b>	2	0	14	0/0	133.8

**THIRD-FOURTH DOWN RUSHING**

Player	Att.	FD/TD	Pct.	Yards	Avg.	TD	3/4-&-1	Att.-FD
Jordan Gehrke.....	1	1	<b>100.0</b>	23	23.0	0	0-0	
Shay Fields.....	1	1	<b>100.0</b>	12	12.0	0	0-0	
Michael Adkins.....	1	1	<b>100.0</b>	7	7.0	0	0-0	
Kyle Evans.....	12	10	<b>83.3</b>	36	3.0	2	9-8	
Phillip Lindsay.....	17	10	<b>58.8</b>	71	4.2	1	11-8	
Sefo Liufau.....	35	20	<b>57.1</b>	170	4.9	1	8-6	
Steven Montez.....	8	3	<b>37.5</b>	63	7.9	0	1-0	
Beau Bisharat.....	1	0	<b>0.0</b>	2	2.0	0	0-0	
Troy Lewis.....	3	0	<b>0.0</b>	8	2.7	0	0-0	
Donovan Lee.....	3	0	<b>0.0</b>	-1	-0.3	0	0-0	
Team.....	4	0	<b>0.0</b>	-8	-2.0	0	0-0	

**THIRD-FOURTH DOWN RECEIVING**

Player	No.	Yards	Avg.	FD	TD	Long
Devin Ross.....	<b>14</b>	103	7.7	10	0	17
Phillip Lindsay.....	<b>12</b>	90	7.5	5	0	16
Shay Fields.....	<b>11</b>	123	11.2	9	1	18
Bryce Bobo.....	<b>10</b>	111	11.1	7	2	31t
Jay MacIntyre.....	<b>7</b>	84	12.0	6	0	23
Kyle Evans.....	<b>3</b>	47	15.7	2	0	21
Kabion Ento.....	<b>2</b>	30	15.0	2	1	19t
Donovan Lee.....	<b>2</b>	23	6.5	2	0	13
Johnny Huntley.....	<b>1</b>	14	14.0	1	0	14
Joey Hall.....	<b>1</b>	6	6.0	1	0	6
Chris Hill.....	<b>1</b>	4	4.0	1	1	4t
Michael Adkins II.....	<b>1</b>	1	1.0	0	0	1

**Team Bests/Highs**

MOST FIRST DOWNS— 32, vs. Idaho State, at Oregon  
 MOST RUSHING ATTEMPTS— 59, vs. Washington State  
 MOST RUSHING YARDS— 315, vs. Arizona State  
 MOST PASS ATTEMPTS— 44, at Southern California  
 MOST COMPLETIONS— 28, at Southern California  
 MOST INTERCEPTIONS THROWN— 3, vs. UCLA  
 MOST PASSING YARDS— 345, vs. Washington State  
 MOST OFFENSIVE PLAYS— 100, vs. Washington State  
 MOST TOTAL OFFENSE— 603, vs. Washington State  
 FEWEST FUMBLES— 0, on four occasions  
 MOST FUMBLES— 4, vs. UCLA  
 FEWEST TURNOVERS— 0, at Michigan, Oregon State, at Stanford  
 MOST TURNOVERS— 4, vs. UCLA  
 MOST TIME OF POSSESSION— 36:36, vs. Idaho State  
 LONGEST TOUCHDOWN DRIVE— 87 yards, on two occasions (at Oregon, Oregon St.)  
 LONGEST FIELD GOAL DRIVE— 72 yards (12 plays), vs. Arizona State

**Defensive Bests**

FEWEST FIRS T DOWNS ALLOWED— 7, vs. Idaho State, Arizona State  
 FEWEST RUSHING ATTEMPTS ALLOWED— 14, by Idaho State  
 FEWEST RUSHING YARDS ALLOWED— 25, vs. UCLA  
 FEWEST PASS ATTEMPTS ALLOWED— 26, at Arizona  
 FEWEST PASS COMPLETIONS ALLOWED— 12, vs. Colorado State, at Arizona  
 FEWEST PASSING YARDS ALLOWED— 61, vs. Idaho State  
 MOST INTERCEPTIONS— 3, at Stanford  
 FEWEST TOTAL PLAYS ALLOWED— 56, vs. Idaho State  
 FEWEST TOTAL YARDS ALLOWED— 96, vs. Idaho State  
 MOST FUMBLES FORCED— 4, vs. Oregon State (two on special teams)  
 MOST TURNOVERS GAINED— 4, on three occasions (CSU, USC, Stanford)  
 MOST PASSES BROKEN UP— 11, vs. Washington State  
 MOST QUARTERBACK SACKS— 5, vs. Arizona State  
 MOST QUARTERBACK HURRIES— 9, vs. Arizona State  
 MOST TACKLES FOR LOSS— 8, vs. Arizona State

GAME-BY-GAME INDIVIDUAL CHARTS / OFFENSE

**RUSHING**

**MICHAEL ADKINS II**

	Att	Yds	Avg.	Long	TD
Colorado State	DNP				
Idaho State	DNP				
Michigan	2	-4	-2.0	-2	0
Oregon	DNP				
Oregon State	7	31	4.4	16	1
USC	DNP				
Arizona State	DNP				
Stanford	DNP				
UCLA	DNP				
Arizona	1	3	3.0	3	0
Washington State	DNP				
Utah	DNP				

**BEAU BISHARAT**

	Att	Yds	Avg.	Long	TD
Colorado State	4	17	4.3	7	0
Idaho State	8	19	2.4	5	0
Michigan	0	0	0.0	0	0
Oregon	0	0	0.0	0	0
Oregon State	3	9	3.0	5	0
USC	0	0	0.0	0	0
Arizona State	0	0	0.0	0	0
Stanford	0	0	0.0	0	0
UCLA	0	0	0.0	0	0
Arizona	0	0	0.0	0	0
Washington State	0	0	0.0	0	0
Utah	0	0	0.0	0	0

**KYLE EVANS**

	Att	Yds	Avg.	Long	TD
Colorado State	8	41	5.2	20	1
Idaho State	15	52	3.5	8	1
Michigan	4	17	4.3	7	0
Oregon	10	61	6.1	17	0
Oregon State	15	43	2.8	7	0
USC	1	2	2.0	2	0
Arizona State	11	59	5.4	16t	1
Stanford	14	60	4.3	16	0
UCLA	2	8	4.0	5	0
Arizona	0	0	0.0	0	0
Washington State	3	8	2.7	5	0
Utah	0	0	0.0	0	0

**DONOVAN LEE**

	Att	Yds	Avg.	Long	TD
Colorado State	10	44	4.4	21	0
Idaho State	8	40	5.0	15	0
Michigan	1	3	3.0	3	0
Oregon	2	-2	-1.0	1	0
Oregon State	7	15	2.1	9	0
USC	0	0	0.0	0	0
Arizona State	DNP				
Stanford	DNP				
UCLA	0	0	0.0	0	0
Arizona	0	0	0.0	0	0
Washington State	DNP				
Utah	DNP				

**PHILLIP LINDSAY**

	Att	Yds	Avg.	Long	TD
Colorado State	20	95	4.8	13	2
Idaho State	7	30	4.3	8	2
Michigan	12	51	4.2	15	0
Oregon	15	72	4.8	33	1
Oregon State	16	90	5.6	22	1
USC	11	57	5.2	37	0
Arizona State	26	219	8.4	75t	3
Stanford	12	131	10.9	26	0
UCLA	24	73	3.0	10	1
Arizona	25	119	4.8	34t	3
Washington State	31	144	4.6	22	2
Utah	0	0	0.0	0	0

**SEFO LIUFAU**

	Att	Yds	Avg.	Long	TD
Colorado State	14	66	4.7	12	0
Idaho State	6	54	9.0	19t	1
Michigan	8	4	0.5	6	0
Oregon	DNP				
Oregon State	DNP				
USC	3	2	0.7	6	0
Arizona State	14	38	2.7	9	1
Stanford	17	38	2.3	14	0
UCLA	23	58	2.5	10	0
Arizona	17	56	3.3	22	1
Washington State	23	108	4.7	16	3
Utah	0	0	0.0	0	0

**TROY LEWIS**

	Att	Yds	Avg.	Long	TD
Colorado State	DNP				
Idaho State	9	33	3.7	17	0
Michigan	DNP				
Oregon	DNP				
Oregon State	DNP				
USC	DNP				
Arizona State	DNP				
Stanford	DNP				
UCLA	DNP				
Arizona	DNP				
Washington State	DNP				
Utah	DNP				

**STEVEN MONTEZ**

	Att	Yds	Avg.	Long	TD
Colorado State	0	0	0.0	0	0
Idaho State	4	34	8.5	14	0
Michigan	1	0	0.0	0	0
Oregon	21	135	6.4	32	1
Oregon State	4	28	7.0	14	0
USC	13	25	1.9	19	0
Arizona State	DNP				
Stanford	DNP				
UCLA	1	2	2.0	2	0
Arizona	0	0	0.0	0	0
Washington State	1	0	0.0	0	0
Utah	0	0	0.0	0	0

**PASSING**

**SEFO LIUFAU**

	A-C-1	Yds	Long	TD	Rating
Colorado State	33-23-0	318	60	1	160.6
Idaho State	18-15-0	204	42	2	215.2
Michigan	25-16-0	246	70t	3	186.3
Oregon	DNP				
Oregon State	DNP				
USC	3-2-0	11	7	0	97.5
Arizona State	31-23-0	265	66	0	146.0
Stanford	25-12-0	135	19	1	106.6
UCLA	30-19-2	143	18	0	90.0
Arizona	27-19-1	213	47	3	165.9
Washington State	41-27-0	345	31	0	136.5
Utah	DNP				

**STEVE MONTEZ**

	A-C-1	Yds	Long	TD	Rating
Colorado State	0-0-0	0	0	0	.....
Idaho State	10-6-0	117	69t	2	224.3
Michigan	7-0-0	0	0	0	0.0
Oregon	32-23-2	333	61	3	177.7
Oregon State	27-19-0	293	63t	3	198.2
USC	40-25-1	197	22	1	107.1
Arizona State	DNP				
Stanford	DNP				
UCLA	3-1-1	17	17	0	14.3
Arizona	0-0-0	0	0	0	.....
Washington State	0-0-0	0	0	0	.....
Utah	DNP				

**JORDAN GEHRKE**

	A-C-1	Yds	Long	TD	Rating
Colorado State	DNP				
Idaho State	3-1-0	14	14	0	72.5
Michigan	1-1-0	1	1	0	108.4
Oregon	DNP				
Oregon State	3-2-0	23	13	0	131.1
USC	DNP				
Arizona State	DNP				
Stanford	DNP				
UCLA	DNP				
Arizona	DNP				
Washington State	DNP				
Utah	DNP				

**RECEIVING**

**BRYCE BOBO**

	No	Yds	Avg.	Long	TD
Colorado State	5	99	19.8	46	0
Idaho State	2	7	3.5	7	0
Michigan	1	50	50.0	50	0
Oregon	5	72	14.4	31t	1
Oregon State	4	20	5.0	10	0
USC	10	83	8.3	21	1
Arizona State	6	110	18.3	66	0
Stanford	2	27	13.5	19	0
UCLA	2	7	3.5	10	0
Arizona	3	19	6.3	10	0
Washington State	1	29	29.0	29	0
Utah	0	0	0.0	0	0

**KABION ENTO**

	No	Yds	Avg.	Long	TD
Colorado State	0	0	0.0	0	0
Idaho State	2	88	44.0	69t	2
Michigan	1	16	16.0	16	0
Oregon	0	0	0.0	0	0
Oregon State	0	0	0.0	0	0
USC	1	11	11.0	11	0
Arizona State	0	0	0.0	0	0
Stanford	0	0	0.0	0	0
UCLA	0	0	0.0	0	0
Arizona	0	0	0.0	0	0
Washington State	2	21	10.5	13	0
Utah	0	0	0.0	0	0

**KYLE EVANS**

	No	Yds	Avg.	Long	TD
Colorado State	0	0	0.0	0	0
Idaho State	1	8	8.0	8	0
Michigan	0	0	0.0	0	0
Oregon	1	21	21.0	21	0
Oregon State	3	37	12.3	20	0
USC	0	0	0.0	0	0
Arizona State	1	32	32.0	32	0
Stanford	0	0	0.0	0	0
UCLA	0	0	0.0	0	0
Arizona	0	0	0.0	0	0
Washington State	1	3	3.0	3	0
Utah	0	0	0.0	0	0

**SHAY FIELDS**

	No	Yds	Avg.	Long	TD
Colorado State	3	79	26.3	60	0
Idaho State	2	78	39.0	42	0
Michigan	4	99	24.8	70t	1
Oregon	5	35	7.0	15	1
Oregon State	7	169	24.1	63t	3
USC	4	32	8.0	13	0
Arizona State	2	20	10.0	11	0
Stanford	4	51	12.8	15t	1
UCLA	3	39	13.0	18	0
Arizona	6	108	18.0	47	2
Washington State	3	31	10.3	18	0
Utah	0	0	0.0	0	0

**JOHNNY HUNTLEY**

	No	Yds	Avg.	Long	TD
Colorado State	0	0	0.0	0	0
Idaho State	1	14	14.0	14	0
Michigan	DNP				
Oregon	0	0	0.0	0	0
Oregon State	0	0	0.0	0	0
USC	0	0	0.0	0	0
Arizona State	0	0	0.0	0	0
Stanford	0	0	0.0	0	0
UCLA	0	0	0.0	0	0
Arizona	0	0	0.0	0	0
Washington State	0	0	0.0	0	0
Utah	0	0	0.0	0	0

**SEAN IRWIN**

	No	Yds	Avg.	Long	TD
Colorado State	0	0	0.0	0	0
Idaho State	0	0	0.0	0	0
Michigan	0	0	0.0	0	0
Oregon	0	0	0.0	0	0
Oregon State	DNP				
USC	0	0	0.0	0	0
Arizona State	0	0	0.0	0	0
Stanford	0	0	0.0	0	0
UCLA	0	0	0.0	0	0
Arizona	0	0	0.0	0	0
Washington State	0	0	0.0	0	0
Utah	0	0	0.0	0	0

**DYLAN KEENEY**

	No	Yds	Avg.	Long	TD
Colorado State	0	0	0.0	0	0
Idaho State	0	0	0.0	0	0
Michigan	0	0	0.0	0	0
Oregon	0	0	0.0	0	0
Oregon State	1	8	8.0	8	0
USC	0	0	0.0	0	0
Arizona State	0	0	0.0	0	0
Stanford	0	0	0.0	0	0
UCLA	0	0	0.0	0	0
Arizona	0	0	0.0	0	0
Washington State	0	0	0.0	0	0
Utah	0	0	0.0	0	0

**DONOVAN LEE**

GAME-BY-GAME INDIVIDUAL CHARTS / DEFENSE

DEFENSIVE

CHIDOBE AWUZIE, CB

	Plays	UT,AT-TT	TFL	PD	3Ds	Other
Colorado State.....	55	8,1-9	1-2	1	4	INT
Idaho State.....	24	2,0-2	0-0	1	0	QBH
Michigan.....	71	5,0-5	1-10	1	1	FF
Oregon.....	76	3,1-4	0-0	0	0	.....
Oregon State.....	56	1,1-2	0-0	1	2	QBH
USC.....	78	3,0-3	0-0	0	0	TDS
Arizona State.....	63	3,0-3	1-8	2	2	QBS
Stanford.....	62	3,3-6	1-1	2	2	.....
UCLA.....	59	5,0-5	1-10	1	1	QS,Bk
Arizona.....	72	2,1-3	0-0	1	1	.....
Washington State...	75	4,1-5	0-0	0	1	2-TZ
Utah.....	.....	.....	.....	.....	.....	.....

JORDAN CARRELL, DE

	Plays	UT,AT-TT	TFL	PD	3Ds	Other
Colorado State.....	37	3,0-3	0-0	0	0	2-QBH
Idaho State.....	22	2,1-3	1-3	0	1	QBS
Michigan.....	59	2,2-4	0-0	0	0	QBH
Oregon.....	75	5,2-7	3-14	0	0	1½-QS
Oregon State.....	35	3,1-4	0-0	0	0	2-QBH
USC.....	68	4,3-7	0-0	0	1	FR,OD
Arizona State.....	44	2,1-3	0-0	0	0	TZ,QCD
Stanford.....	53	2,2-4	1-7	0	1	QBS
UCLA.....	49	0,0-0	0-0	0	0	QBH
Arizona.....	63	6,0-6	1-16	0	1	QBH
Washington State...	55	1,1-2	0-0	0	0	.....
Utah.....	.....	.....	.....	.....	.....	.....

TIMOTHY COLEMAN, DE

	Plays	UT,AT-TT	TFL	PD	3Ds	Other
Colorado State.....	17	1,0-1	0-0	0	0	QBH
Idaho State.....	23	0,2-2	0-0	0	0	.....
Michigan.....	8	0,1-1	0-0	0	0	.....
Oregon.....	.....	.....	DNP	.....	.....	.....
Oregon State.....	21	0,1-1	0-0	0	0	.....
USC.....	8	0,0-0	0-0	0	0	.....
Arizona State.....	14	0,0-0	0-0	0	0	.....
Stanford.....	11	1,1-2	1-6	0	2	½-S,FF
UCLA.....	11	0,0-0	0-0	0	0	.....
Arizona.....	17	2,1-3	0-0	0	0	.....
Washington State...	22	0,0-0	0-0	0	0	.....
Utah.....	.....	.....	.....	.....	.....	.....

NICK FISHER, CB

	Plays	UT,AT-TT	TFL	PD	3Ds	Other
Colorado State.....	6	0,0-0	0-0	0	0	.....
Idaho State.....	25	0,0-0	0-0	0	0	.....
Michigan.....	.....	.....	ST ONLY	.....	.....	.....
Oregon.....	.....	.....	DNP	.....	.....	.....
Oregon State.....	.....	.....	ST ONLY	.....	.....	.....
USC.....	5	1,2-3	0-0	0	1	.....
Arizona State.....	.....	.....	ST ONLY	.....	.....	.....
Stanford.....	1	1,0-1	0-0	0	0	.....
UCLA.....	1	0,0-0	0-0	0	0	.....
Arizona.....	1	0,0-0	0-0	0	0	.....
Washington State...	67	4,2-6	0-0	1	4	4DS
Utah.....	.....	.....	.....	.....	.....	.....

JASE FRANKE, DE

	Plays	UT,AT-TT	TFL	PD	3Ds	Other
Colorado State.....	11	2,0-2	0-0	0	0	FF,QCD
Idaho State.....	10	1,0-1	0-0	0	0	TZ,QBH
Michigan.....	3	0,0-0	0-0	0	0	.....
Oregon.....	3	1,0-1	0-0	0	0	.....
Oregon State.....	13	3,1-4	0-0	0	0	.....
USC.....	4	0,0-0	0-0	0	0	.....
Arizona State.....	6	0,0-0	0-0	0	0	.....
Stanford.....	7	1,0-1	0-0	0	0	.....
UCLA.....	.....	.....	DNP	.....	.....	.....
Arizona.....	4	1,0-1	0-0	0	0	.....
Washington State...	7	0,0-0	0-0	0	0	.....
Utah.....	.....	.....	.....	.....	.....	.....

RICK GAMBOA, ILB

	Plays	UT,AT-TT	TFL	PD	3Ds	Other
Colorado State.....	48	3,2-5	0-0	1	1	.....
Idaho State.....	26	1,2-3	0-0	1	0	.....
Michigan.....	66	7,5-12	1-5	0	1	.....
Oregon.....	62	4,8-12	0-0	1	2	.....
Oregon State.....	29	1,2-3	0-0	1	1	INT(TD)
USC.....	50	6,2-8	0-0	0	0	TZ
Arizona State.....	32	1,2-3	0-0	0	0	.....
Stanford.....	30	2,5-7	0-0	0	0	.....
UCLA.....	31	3,2-5	0-0	1	.....	.....
Arizona.....	43	3,0-3	0-0	1	FR	.....
Washington State...	34	3,2-5	0-0	0	0	.....
Utah.....	.....	.....	.....	.....	.....	.....

JIMMIE GILBERT, OLB

	Plays	UT,AT-TT	TFL	PD	3Ds	Other
Colorado State.....	45	1,1-2	1-16	0	1	FF
Idaho State.....	29	3,2-5	1-5	1	2	2-QBH
Michigan.....	69	1,1-2	1-2	0	1	QBS
Oregon.....	73	1,0-1	1-4	0	0	½-QBS
Oregon State.....	47	7,0-7	2-26	0	1	2-FF/QS
USC.....	77	3,1-4	0-0	1	1	FF
Arizona State.....	57	3,4-7	3-26	0	4	2-QBS
Stanford.....	58	4,1-5	1-4	0	0	½-QBS
UCLA.....	6	1,0-1	0-0	0	1	QCD,H
Arizona.....	76	3,1-4	2-18	0	3	2-QC,H
Washington State...	71	2,0-2	1-0	0	2	FF,QBS
Utah.....	.....	.....	.....	.....	.....	.....

ADDISON GILLAM, ILB

	Plays	UT,AT-TT	TFL	PD	3Ds	Other
Colorado State.....	23	2,1-3	0-0	0	0	.....
Idaho State.....	9	0,0-0	0-0	0	0	.....
Michigan.....	7	1,0-1	0-0	0	0	.....
Oregon.....	16	2,4-6	0-0	0	1	.....
Oregon State.....	30	4,3-7	0-0	1	0	QBH
USC.....	30	4,1-5	1-11	0	1	FF,QBS
Arizona State.....	31	2,3-5	2-10	0	1	3-QBH
Stanford.....	32	2,3-5	0-0	0	0	.....
UCLA.....	28	5,1-6	0-0	1	1	TZ
Arizona.....	35	6,0-6	0-0	0	0	QBH
Washington State...	41	6,1-7	1-9	1	1	QBS,FR
Utah.....	.....	.....	.....	.....	.....	.....

TERRAN HASSELBACH, OLB

	Plays	UT,AT-TT	TFL	PD	3Ds	Other
Colorado State.....	22	0,0-0	0-0	0	0	.....
Idaho State.....	23	1,0-1	0-0	0	0	.....
Michigan.....	3	0,0-0	0-0	0	0	.....
Oregon.....	21	1,0-1	0-0	0	0	.....
Oregon State.....	16	0,0-0	0-0	1	1	.....
USC.....	2	0,0-0	0-0	0	0	.....
Arizona State.....	2	0,0-0	0-0	0	0	.....
Stanford.....	.....	.....	DNP	.....	.....	.....
UCLA.....	25	1,0-1	0-0	0	0	.....
Arizona.....	2	0,0-0	0-0	0	0	.....
Washington State...	.....	.....	ST ONLY	.....	.....	.....
Utah.....	.....	.....	.....	.....	.....	.....

LEO JACKSON III, DE

	Plays	UT,AT-TT	TFL	PD	3Ds	Other
Colorado State.....	15	1,0-1	0-0	0	0	.....
Idaho State.....	23	0,0-0	0-0	0	0	.....
Michigan.....	19	0,1-1	0-0	0	0	.....
Oregon.....	29	2,0-2	0-0	0	0	QCD
Oregon State.....	26	3,1-4	0-0	0	0	.....
USC.....	26	1,1-2	0-0	0	0	.....
Arizona State.....	24	0,1-1	0-0	0	1	QBH
Stanford.....	5	0,0-0	0-0	0	0	.....
UCLA.....	10	0,1-1	0-0	0	0	.....
Arizona.....	33	1,0-1	0-0	0	0	.....
Washington State...	17	1,0-1	0-0	0	0	.....
Utah.....	.....	.....	.....	.....	.....	.....

ANTHONY JULLMISSE, CB

	Plays	UT,AT-TT	TFL	PD	3Ds	Other
Colorado State.....	5	0,0-0	0-0	0	0	FR
Idaho State.....	27	3,0-3	0-0	0	0	INT
Michigan.....	.....	.....	ST ONLY	.....	.....	.....
Oregon.....	.....	.....	ST ONLY	.....	.....	.....
Oregon State.....	10	0,0-0	0-0	0	0	.....
USC.....	.....	.....	ST ONLY	.....	.....	.....
Arizona State.....	.....	.....	ST ONLY	.....	.....	.....
Stanford.....	.....	.....	ST ONLY	.....	.....	.....
UCLA.....	3	0,0-0	0-0	0	0	.....
Arizona.....	.....	.....	ST ONLY	.....	.....	.....
Washington State...	8	0,0-0	0-0	0	0	.....
Utah.....	.....	.....	.....	.....	.....	.....

SAMSON KAFOVALU, DE

	Plays	UT,AT-TT	TFL	PD	3Ds	Other
Colorado State.....	45	3,0-3	0-0	0	0	.....
Idaho State.....	23	1,1-2	0-0	0	0	QBH
Michigan.....	50	3,3-6	1-8	0	0	2-3DS
Oregon.....	51	5,2-7	1-7	0	1	QBS
Oregon State.....	36	2,2-4	1-0	0	0	½-QBS
USC.....	57	0,4-4	0-0	0	0	QBH
Arizona State.....	40	1,1-2	0-0	2	2	2-QBH
Stanford.....	54	1,1-2	0-0	0	0	.....
UCLA.....	49	3,1-4	0-0	0	1	QBH,TZ
Arizona.....	46	2,1-3	0-0	0	0	TZ,QH
Washington State...	54	6,0-6	0-0	0	0	QCD
Utah.....	.....	.....	.....	.....	.....	.....

AFOLABI LAGUDA, S

	Plays	UT,AT-TT	TFL	PD	3Ds	Other
Colorado State.....	55	4,1-5	1-1	0	0	.....
Idaho State.....	27	1,2-3	0-0	0	0	.....
Michigan.....	71	4,1-5	0-0	0	1	.....
Oregon.....	78	6,2-8	0-0	1	0	2-TZ
Oregon State.....	56	3,1-4	0-0	0	0	.....
USC.....	73	8,3-11	0-0	0	0	FF,FR
Arizona State.....	63	1,2-3	0-0	1	1	INT
Stanford.....	62	6,2-8	0-0	0	1	.....
UCLA.....	59	3,4-7	0-0	0	0	TZ
Arizona.....	76	6,6-12	0-0	1	0	.....
Washington State...	13	0,0-0	0-0	0	0	.....
Utah.....	.....	.....	.....	.....	.....	.....

DREW LEWIS, ILB

	Plays	UT,AT-TT	TFL	PD	3Ds	Other
Colorado State.....	4	0,0-0	0-0	0	0	.....
Idaho State.....	29	3,1-4	0-0	1	1	.....
Michigan.....	.....	.....	ST ONLY	.....	.....	.....
Oregon.....	.....	.....	ST ONLY	.....	.....	.....
Oregon State.....	10	3,0-3	1-6	0	1	QBS
USC.....	.....	.....	ST ONLY	.....	.....	.....
Arizona State.....	.....	.....	ST ONLY	.....	.....	.....
Stanford.....	.....	.....	ST ONLY	.....	.....	.....
UCLA.....	.....	.....	ST ONLY	.....	.....	.....
Arizona.....	3	1,0-1	0-0	0	0	.....
Washington State...	.....	.....	ST ONLY	.....	.....	.....
Utah.....	.....	.....	.....	.....	.....	.....

MICHAEL MATHEWS, DL

	Plays	UT,AT-TT	TFL	PD	3Ds	Other
Colorado State.....	.....	.....	DNP	.....	.....	.....
Idaho State.....	8	0,1-1	0-0	0	1	QBH
Michigan.....	.....	.....	DNP	.....	.....	.....
Oregon.....	.....	.....	DNP	.....	.....	.....
Oregon State.....	7	0,0-0	0-0	0	0	.....
USC.....	.....	.....	DNP	.....	.....	.....
Arizona State.....	.....	.....	DNP	.....	.....	.....
Stanford.....	.....	.....	DNP	.....	.....	.....
UCLA.....	.....	.....	DNP	.....	.....	.....
Arizona.....	.....	.....	DNP	.....	.....	.....
Washington State...	.....	.....	DNP	.....	.....	.....
Utah.....	.....	.....	.....	.....	.....	.....

**DRIVE ENGINEERING**

Quarterback	Drives		Drives Ended By										Points Yielded	Pts./Drive	Quarterback		**Directing Offense		
	Started	TD	FG	FGA	PNT	DWN	TRN	SAF	CLK	RPL	Drive	Efficiency*			Plays	Yards	Avg.	3 & Out	
#SEFO LIUFAU	96	33	9	7	30	4	7	1	6	0	257	<b>2.68</b>	43.8%	54.4%	573	3426	5.98	23	
STEVEN MONTEZ	51	13	5	0	19	2	5	0	5	2	105	<b>2.06</b>	35.3%	39.1%	275	1717	6.24	12	
#JORDAN GEHRKE	5	1	0	1	3	1	0	0	0	0	7	<b>1.40</b>	20.0%	40.0%	38	154	4.05	3	
COLORADO	152	47	14	8	52	7	12	1	11	(2)	369	<b>2.43</b>	40.1%	48.9%	886	5297	5.98	38	
OPPONENTS	154	22	11	9	73	7	22	0	10	(0)	187	<b>1.21</b>	21.4%	29.2%	746	3554	4.76	49	

\*—second number is the percentage the QB has put his team in position to score, allowing for missed field goals and minus drives ended by the clock. #- Liufau's drives add to one more than started (replaced Montez at USC); Gehrke's drives add to one more than started (replaced Montez vs. ISU); \*\*—excludes kneel-downs, spiked passes and fake/muffed punt plays when not actually directing offense: Liufau 10(-25); Montez 5(-11); Opponents 5(-8).

**KICKOFF ANALYSIS**

Kicker	Total	Ret.	Yards	(Avg.)	FC	MF	NA	TB (EZ+)	In20/25	OB	OnS	SQB	OSY	Ret.	ASY	Ret.	Opp.			OSY			ASY		
																	OSY	Ret.	ASY	Ret.	OSY	Ret.	ASY	Ret.	
C. GRAHAM	42	18	2704	<b>64.4</b>	2	0	2	17 (7)	5/10	3	(0)	(0)	1119	480	O 27	O 27									
D. GONZALEZ	19	3	1387	<b>73.0</b>	0	0	0	16 (13)	0/0	0	(0)	(0)	516	116	O 27	O 39									
D. PRICE	14	9	937	<b>66.9</b>	0	0	0	5 (2)	2/5	0	(0)	(0)	350	225	O 25	O 25									
OPPONENTS	41	13	2870	<b>70.0</b>	0	0	0	27 (16)	4/7	1	(0)	(0)	1027	317	O 25	O 24									

KICKOFF KEY: MF—muffed; NA—no attempt at a return; EZ+—through or over end zone; OSY—Opponent Starting Yardline; ASY—Average Starting Yardline; Ret—averages using returned kicks only. OnSides (OnS), short squibs (SQB) and free kicks are omitted in figuring the above; opponents do not; returns may not add to team totals due to those credited on on-side kicks; free kicks following safeties NOT included. **FREE KICKS (Punt Style):** Colorado 0, Opponents 0.

**YARDAGE SUMMARY**

Team	Plays	20+	10+	5+	1-4	0	Neg.
Colorado	901	50	171	393	263	173	72
Opponent	751	43	123	260	230	204	57

**FIRST DOWN TENDENCIES**

	Rushing			*Passing			OVERALL			Times Gained					Miscellany				Second Half				
	Plays	Yards	Avg.	Plays	Yards	Avg.	Plays	Yards	Avg.	20+	10+	5+	2-	0	Neg.	TD	QBS	TO	FD	2-&10+	Att.	Yards	Avg.
COLORADO	262	1265	4.8	133	1215	9.1	<b>395</b>	<b>2480</b>	<b>6.28</b>	23	65	160	173	69	28	21	5	3	65	94	185	1092	5.9
Opponents	188	912	4.9	134	730	5.4	<b>322</b>	<b>1642</b>	<b>5.10</b>	14	51	115	146	67	15	11	5	9	47	84	149	654	4.4

\*—kept like the NFL in that quarterback sacks are deducted from passing to present the accurate picture.

**YARDS GAINED ANALYSIS**

[Third down plays replayed due to penalty but yards awarded: Colorado 0, Opponents 0.]

Team	1st Down			2nd Down			3rd Down			4th Down			Season			*By Quarter				Opp. Territory			Breakdown		
	Att.	Yards	Avg.	Att.	Yards	Avg.	Att.	Yards	Avg.	Att.	Yards	Avg.	Att.	Yards	Avg.	1st	2nd	3rd	4th	Att.	Yards	Avg.	+	0	-
COLORADO	395	2480	6.3	308	1808	5.9	183	945	5.2	15	28	1.8	<b>901</b>	<b>5261</b>	<b>5.84</b>	1549	1458	1379	875	423	2248	5.3	656	173	72
Opponents	322	1642	5.1	247	1175	4.7	168	653	3.9	14	76	5.4	<b>751</b>	<b>3546</b>	<b>4.72</b>	898	992	976	680	287	1141	4.0	490	204	57

\*—Overtime Yards: N/A. Drives In Opponent Territory (minus those with 50+scores): Colorado 88/146 (60.3%, 25.5 yards per drive); Opponent 71/154 (46.1%, 16.1 ypd)

**THIRD DOWN EFFICIENCY ANALYSIS**

[4th-&1: Colorado 4-4 (3-3 rush, 1-1 pass), Opponents 2-2 (2-2 rush)]

Team	3rd Down and										Second				TOTAL	PCT.		
	1	2	3	4	5	6	7	8	9	10	11-14	15-19	20+	RUSH			PASS	Half/OT
COLORADO	19-25	16-20	7-13	7-14	9-19	9-15	7-19	2-7	2-9	5-18	2-14	0-5	0-5	41-78	44-105	43-100	<b>85-183</b>	46.4
Opponents	4-5	9-14	6-13	8-17	6-14	3-22	3-14	3-13	2-9	2-17	4-15	1-11	0-4	18-41	33-127	29-96	<b>51-168</b>	30.4

AVERAGE YARDS TO GO: Colorado 6.2 (183/1134); Opponents 7.7 (168/1287). **SECOND DOWN EFFICIENCY:** Colorado 112-308 (36.4%; 1-4 yds: 48-72); Opponent 66-247 (26.7%; 1-4 yds: 21-34).

**TURNOVER ANALYSIS**

Team	Opp/CU		Own Territory										Opponent Territory										By Quarter					Last 2 Min./OT**	
	TO	PTS (TD,FG)	Pct.(Pts.)	EZ/G-10	11-20	21-30	31-40	41-50	49-60	39-30	29-20	19-10	9-6/EZ	=	Total (TD*)	1st	2nd	3rd	4th	OT	1st-H	2nd-H							
COLORADO	14	41 (5,2)	20.2 (203)	0	0	1	6	0	0	4	1	2	0	=	<b>14</b> (0)	4	3	4	3	0	1 (1)	0 (0)							
Opponents	22	57 (6,5)	14.6 (390)	0	3	0	2	4	3	3	2	2	2	=	<b>22</b> (2)	4	4	7	7	0	1 (0)	3 (2)							

First Offensive Play After Gaining TO: Colorado 20-107, 5.4 avg., 67 long, 1 TD (16-32 rush/4-3-0, 75, 1 TD pass); Opponent: 14-78, 5.6 avg., 29 long, 0 TD (6-58 rush/7-4-0, 28 pass; 1 QBS-1-8). \*—interception or fumble returns for a touchdown; \*\*—number in parenthesis is number of turnovers in last 2-minutes while team is protecting lead or trying to tie or go ahead.

**YARDS LOST DUE TO PENALTIES**

	Colorado	Opponent
Times Penalized After Offensive Gain	6	9
Yards Lost Due To Penalties	84	41
Touchdowns Cost (Field Goals Cost)	0 (0)	0 (0)
First Downs Lost	4	0

**GOAL-TO-GO SITUATIONS**

Team	Summary										GTG Plays			1-Yard Line	
	Total	TD	FG	FGA	TO	DWN	CLK	ROC	Plays	Tds	Pct.	Plays	Tds		
COLORADO	26	19	4	3	0	0	0	(0)	55	19	34.5	17	10		
OPPONENTS	13	11	0	0	2	0	(0)	(0)	24	11	45.8	2	2		

**EXPANDED PUNTING**

Player	Punts		Avg.	Spot	Ret.	Yards	Return	Long	Pct. Not	Net	Inside Own 25			Opp. Territory		Adjusted 50 & Out									
	TO	PTS (TD,FG)									No.	Yds.	Avg.	No.-Yds (In20)	No.	Yds.	Avg.								
ALEX KINNEY	50	2110	<b>42.20</b>	C33	19	218	11.5	54t	62.0	<b>36.73</b>	12	7	5	0	3	21	0	12	523	<b>43.6</b>	7-280	(4)	43	1830	<b>42.6</b>

Average Spot—yardline where punts average from: Kinney 50/1668. Left-footed punts: 1-33 (33.0 avg., 0 In20)

**AVERAGE STARTING FIELD POSITION**

	Colorado	Opponent
Drives Started	152	154
Cumulative Starting Yardlines	4465	4499
Average Field Position	C29	O29
Drives Started In Plus Territory	18	16
Scores/TD,FG	10/6,4	11/8,3
FGA/Punts/Downs/Clock	1/2/2/0	3/0/1/0
Turnovers/Ran Out Clock	2/1	1/0
Points	54	65
Drives Started Inside/At Own 20	46 (30/16)	40 (29/11)
Points Scored (TD/FG)	79 (10/3)	14 (2/0)

**SCORING PERCENTAGE INSIDE-THE-20 (Red Zone)**

	Colorado	Opponent
Times Penetrated Opponent 20	51	30
Total Scores	45	21
Touchdowns (Rush/Pass)	34 (25/9)	17 (9/8)
Field Goals-Attempts	11-16	4-9
Turnovers/Downs/Punts/Clock	0/1/0/0	3/1/0/0
Scores From Outside The RZ/TD,FG	16/13.3	12/5.7
Scoring Percentage (TD Pct.)	88.2 (66.7)	70.0 (56.7)
Total Red Zone Plays/Yards (Avg.)	137/483 (3.5)	67/198 (3.0)
Third Down Efficiency	10-25/40.0	4-15/26.7
Fourth Down Efficiency	2-3/66.7	2-3/66.7
*Ran Out Clock Not Trying To Score	0	1

(\*—not included in total count above; the 20 IS NOT in the Red Zone)

**FIRST DOWNS EARNED**

Player	Rush	Pass	Rec.	Total (3/4)
SEFO LIUFAU	32	76	1	<b>109</b> (48)
PHILLIP LINDSAY	54	0	15	<b>69</b> (15)
STEVEN MONTEZ	13	44	0	<b>57</b> (18)
DEVIN ROSS	1	0	30	<b>31</b> (10)
KYLE EVANS	23	0	4	<b>27</b> (12)
SHAY FIELDS	1	0	26	<b>27</b> (10)
BRYCE BOBO	0	1	24	<b>25</b> (7)
JAY MacINTYRE	0	1	14	<b>15</b> (6)
DONOVAN LEE	3	0	2	<b>5</b> (2)
KABION ENTO	0	0	5	<b>5</b> (2)
JORDAN GEHRKE	1	3	0	<b>4</b> (3)
MICHAEL ADKINS II	2	0	0	<b>2</b> (1)
BEAU BISHARAT	1	0	0	<b>1</b> (0)
JOEY HALL	0	0	1	<b>1</b> (1)
CHRIS HILL	0	0	1	<b>1</b> (0)
JOHNNY HUNTLEY	0	0	1	<b>1</b> (1)
ANTHONY JULMISSE	1	0	0	<b>1</b> (0)
TROY LEWIS	1	0	0	<b>1</b> (0)
LEE WALKER	0	0	1	<b>1</b> (0)

**FUMBLES**

Player	No-Lost
EVANS	1-0
MONTEZ	1-0
ROSS	1-0
BISHARAT	1-1
MacINTYRE	2-2
LINDSAY	4-2
LIUFAU	4-2
<b>TEAM TOTAL</b>	<b>14-7</b>

**MISCELLANEOUS**

	Colorado	Opponent
Points Scored Last 2 Minutes (Total/1st, 2nd)	34/27,7	10/0,2