

# California



## GOLDEN BEARS

4-4  
OVERALL

--  
RANK

1-4  
PAC-12

Justin Wilcox  
HEAD COACH



VS



## BUFFALOES

4-4  
OVERALL

--  
RANK

1-4  
PAC-12

Mike MacIntyre  
HEAD COACH



### DATE/TIME

Oct. 28, 2017/Noon MT/11 AM PT



Folsom Field  
Boulder, CO



### TV

Pac-12 Networks



### LIVE STREAM

Pac12Networks.com



### LIVE STATS

CalBears.com

## SCHEDULE

Overall: 4-4 • Pac-12: 1-4  
Home: 3-2 • Away: 1-2

DATE	OPPONENT (TV)	TIME/RESULT
Sept. 2	at North Carolina (ACC Network/Watch ESPN)	W, 35-30
Sept. 9	Weber State (Pac-12 Bay Area)	W, 33-20
Sept. 16	Ole Miss (ESPN)	W, 27-16
Sept. 23	#5/5 USC (ABC)*!	L, 20-30
Sept. 30	at Oregon (FS1/FD)*	L, 24-45
Oct. 7	at #6/5 Washington (ESPN)*	L, 7-38
Oct. 13	#8/9 Washington State (ESPN)*	W, 37-3
Oct. 21	Arizona (Pac-12 Networks)*#	L, 44-45 (2OT)
Oct. 28	at Colorado (Pac-12 Networks)*	11 am
Nov. 4	Oregon State (Pac-12 Networks)*^	2 pm
Nov. 18	at #20/20 Stanford (TBA)*	TBA
Nov. 24	at UCLA (FS1/FOX Deportes)*	7:30 pm
Dec. 1	Pac-12 Championship Game (ABC or ESPN)& TBA	

**Home Games In Bold At California Memorial Stadium, Berkeley, CA:** \*Pac-12 Game; ^Joe Roth Game; #Homecoming; ^Senior Day; &Pac-12 Championship Game at Levi's® Stadium, Santa Clara, CA; TBA Kickoff Times And Television Networks To Be Announced At Later Dates; Listen Live To All Games On KGO 810 AM, Cal Bears Sports Network Powered By Learfield, Sirius XM Satellite Radio And CalBears.com Via TuneIn; All Times Pacific Unless Noted

## CAL QUICK FACTS

Head Coach	Justin Wilcox
Alma Mater (Year)	Oregon (1999)
Career Record (Seasons)	4-4, 1st Season
Cal Record (Seasons)	4-4, 1st Season
Location	Berkeley, CA
Enrollment	40,173
Colors	Blue and Gold
Conference	Pac-12
Nickname	Golden Bears
Stadium	California Memorial Stadium
Capacity	62,467
Surface	FieldTurf
Chancellor	Carol Christ
Director of Athletics	Michael Williams
Tickets	(800) GO-BEARS/CalBears.com

**CALBEARS.COM**

CalFootball  
CalAthletics

Cal\_Football  
CalAthletics

CalAthletics



## BEARS SET TO BATTLE BUFFS IN BOULDER SATURDAY

**TV:** Pac-12 Networks – Ted Robinson (Play-By-Play), Chad Brown (Analyst), Cindy Brunson (Sideline Reporter)  
**\*Cal Radio:** KGO 810 AM – Joe Starkey (Play-By-Play), Mike Pawlawski (Analyst), Todd McKim (Sideline Reporter)  
 \*also available on the Cal Bears Sports Network Powered by Learfield, TuneIn (tunein.com) and Sirius XM Satellite Radio (Sirius 93/XM 197/Internet 959)

**\*Cal Student Radio:** KALX 90.7 FM – Kevin Lin (Play-By-Play), Derek Topper (Analyst), Nash Soliman (Analyst), Sam Weismann (Sideline Reporter)

^also available at kalx.berkeley.edu

- For the first time since 2013, California will travel to Colorado to face the Buffaloes, as the Golden Bears begin a stretch of three of the final four regular-season games on the road.
- Two of Cal's last three meetings with Colorado have ended in overtime victories for the Bears. Zach Maynard connected with Keenan Allen for a game-winning five-yard touchdown in overtime in Boulder in 2011, followed by James Langford connecting on a 34-yard game-winning field goal in double overtime in the 2014 contest in Berkeley the last time these teams played each other. Also in that contest, Jared Goff connected with Daniel Lasco for a 92-yard touchdown reception that is the longest play from scrimmage in Cal history.
- Cal is looking to carry the momentum from setting or tying numerous single-game season highs last Saturday against Arizona including points (44), touchdowns (5, tied season-high), first downs (31), rushing attempts (47), pass completions (29), total plays (96), total yards (473), third-down conversions (13-19) and time of possession (35:00).
- Matt Anderson has 280 career points and is eight shy of Doug Brien's Cal record for career scoring (288) while his 51 field goals are five short of Brien's career field goals record (56).
- Cal leads the nation in turnovers gained with 21, while its 13 interceptions are tied for second and eight fumbles recovered tied for 11th. The Bears also rank tied for fifth in the country while co-leading the Pac-12 with three defensive touchdowns.
- Ross Bowers threw 116 consecutive passes without an interception before the streak ended last Saturday. Bowers is three passing yards shy of 2,000 for the 2017 season.
- Vic Wharton is Cal's active career leading receiver with totals of 67 catches for 845 yards receiving while he also has four touchdown catches. He is also the team's leading receiver in 2017 with 39 receptions for 552 yards receiving while co-leading the team with three touchdown catches. Kanawai Noa is just behind Wharton with 36 catches for 547 yards receiving and two touchdowns.
- Vic Enwere leads all active Cal players with 16 rushing touchdowns and is two shy of cracking the school's career top-10 list.
- Cal is allowing 28.4 points per game this year after giving up an average of 42.6 last year.
- Cal is 4-0 when winning the turnover battle in 2017, 0-3 when losing it and 0-1 when the margin is even.

## FAST FACTS

8

Matt Anderson is eight points shy of Doug Brien's school record for career points

13

Cal successfully converted a season-high 13 of its 19 third-down attempts against Arizona

44

Cal's 44 points scored last Saturday against Arizona were also a season-best

Associate Director of Athletic Communications (Primary contact): Kyle McRae Phone: (510) 219-9340 • Email: mcrae@berkeley.edu • Twitter: @KyleMcraeCal

Assistant Director of Athletic Communications (Secondary contact): Tim Miguel Phone: (510) 326-9761 • Email: tmiguel@berkeley.edu

Assistant Athletics Director, Communications (Credentials): Herb Benenson Phone: (510) 642-0515 • Email: benenson@berkeley.edu



## CAL FOOTBALL DEPTH CHART (AT COLORADO)

### OFFENSE

WR (X)	15	Jordan Veasy (6-3, 225, Sr.*)
	2	Jordan Duncan (6-1, 210, So.)
LT	79	Patrick Mekari (6-4, 310, Jr.)
- or -	72	Kamryn Bennett (6-3, 300, Jr.*)
	77	J.D. Hinnant (6-4, 290, Sr.*)
LG	72	Kamryn Bennett (6-3, 300, Jr.*)
- or -	74	Ryan Gibson (6-2, 290, So.*)
- or -	53	Michael Saffell (6-2, 290, Fr.)
	54	Gentle Williams (6-3, 285, Fr.*)
C	57	Addison Ooms (6-4, 295, Jr.*)
	53	Michael Saffell (6-2, 290, Fr.)
- or -	74	Ryan Gibson (6-2, 290, So.*)
RG	61	Valentino Daltoso (6-4, 310, Fr.*)
	53	Michael Saffell (6-2, 290, Fr.)
- or -	74	Ryan Gibson (6-2, 290, So.*)
RT	71	Jake Curhan (6-6, 330, Fr.*)
	76	Henry Bazakas (6-6, 305, So.*)
QB	3	Ross Bowers (6-2, 200, So.*)
	14	Chase Forrest (6-2, 205, Jr.*)
- or -	7	Chase Garbers (6-2, 205, Fr.)
RB	28	Patrick Laird (6-0, 200, Jr.*)
- or -	23	Vic Enwere (6-0, 245, Sr.)
- or -	22	Derrick Clark (5-10, 210, Fr.*)
	4	Zion Echols (5-8, 180, Fr.*)
FB	99	Malik McMorris (5-11, 285, Jr.)
	40	Justin Norbeck (6-0, 235, Jr.*)
TE	84	Gavin Reinwald (6-3, 220, Fr.)
- or -	87	Kyle Wells (6-3, 245, Jr.*)
	80	Jake Ashton (6-4, 235, Jr.*)
WR (F)	9	Kanawai Noa (6-0, 185, So.*)
	10	Jeremiah Hawkins (5-8, 175, Fr.)
WR (Z)	17	Vic Wharton III (5-11, 210, Jr.*)
	19	Brandon Singleton (6-0, 170, So.)

*\*has used redshirt season prior to 2017*

*Note: 12 positions listed*

### DEFENSE

DE	93	Luc Bequette (6-2, 290, So.*)
	90	Rusty Becker (6-4, 280, Sr.*)
	96	Tevin Paul (6-4, 270, Fr.*)
NG	97	Tony Mekari (6-1, 290, Sr.*)
	98	Chris Palmer (6-2, 330, Jr.*)
DE	9	James Looney (6-3, 280, Sr.*)
	91	Chinedu Udeogu (6-4, 260, Fr.*)
	96	Tevin Paul (6-4, 270, Fr.*)
SAM	19	Cameron Goode (6-3, 220, Fr.*)
	11	Hamilon Anoa'i (6-2, 255, Sr.)
	23	Malik Psalms (6-1, 200, So.*)
MIKE	59	Jordan Kunaszyk (6-3, 240, Jr.*)
- or -	89	Evan Weaver (6-3, 250, So.)
WILL	41	Gerran Brown (6-2, 220, So.*)
	55	Aisea Tongilava (6-1, 220, Jr.*)
- or -	40	David Ortega Jr. (5-9, 215, Jr.*)
RUSH	31	Raymond Davison III (6-2, 235, Sr.*)
	36	Alex Funches (6-2, 235, Jr.)
	13	Russ Ude (6-3, 250, So.*)
CB	24	Camryn Bynum (6-0, 180, Fr.*)
	18	Marloshaw Franklin Jr. (5-11, 185, Sr.)
	22	Traveon Beck (5-9, 160, So.)
S	27	Ashtyn Davis (6-1, 195, So.*)
- or -	28	Quentin Tartabull (5-11, 200, Jr.*)
S	6	Jaylinn Hawkins (6-2, 205, So.*)
	4	Derron Brown (6-1, 205, Jr.*)
CB	2	Darius Allensworth (6-0, 195, Sr.*)
- or -	3	Elijah Hicks (5-11, 185, Fr.)
- or -	20	Josh Drayden (5-10, 185, So.)

*\*has used redshirt season prior to 2017*

### SPECIALISTS

PK	9	Matt Anderson (6-0, 195, Sr.*)
	44	Gabe Siemieniec (6-1, 220, Fr.*)
KO	44	Gabe Siemieniec (6-1, 220, Fr.*)
	9	Matt Anderson (6-0, 195, Sr.*)
P	42	Dylan Klumph (6-2, 235, Jr.*)
- or -	37	Steven Coutts (6-4, 210, Jr.)
LS	47	Alonso Vera (5-11, 225, Jr.)
	46	Garrett Frum (6-1, 220, Sr.)
HLD	42	Dylan Klumph (6-2, 235, Jr.*)
	37	Steven Coutts (6-4, 210, Jr.)
PR	17	Vic Wharton III (5-11, 210, Jr.*)
	9	Kanawai Noa (6-0, 185, So.*)
	6	Jaylinn Hawkins (6-2, 205, So.*)

KR 27 Ashtyn Davis (6-1, 195, So.\*)  
6 Jaylinn Hawkins (6-2, 205, So.\*)  
*\*has used redshirt season prior to 2017*

### PRONUNCIATIONS

NO	NAME	PRONUNCIATION
11	Hamilton ANOA'I	on-O-WAH-ee
76	Henry BAZAKAS	buzz-ACK-iss
22	TRAVEON Beck	tray-V-on
72	KAMRYN Bennett	CAM-rin
93	LUC BEQUETTE	luke beck-IT
47	Connor BRAZEEL	bruH-ZEEL
4	DERRON Brown	duh-RON
41	GERRAN Brown	GARE-un (hard G)
24	CAMRYN Bynum	CAM-rin
37	Steven COUTTS	rhymes with "boots"
71	Jake CURHAN	CUR-han
61	Valentino DALTOSO	dal-TOE-so
27	ASHTYN Davis	ashton
8	NYGEL Edmonds	NIGH-jell
23	Vic ENWERE	en-where-E
46	Garrett FRUM	from
99	SIULAGISIPAI FUIMAONO	see-OO-la-nee-see-pah-eee
		fu-EE-mah-own-go
45	Grant GLUHAICH	glue-HYCH
19	CAMERON Goode	good
34	DE'ZHON Grace	DAY-zon
34	FABIANO Hale	fah-BEE-ahno
77	J.D. HINNANT	HEN-unt
88	TAARIQ Johnson	tuh-REEK
44	ZEANDAE Johnson	zee-ON-day
42	Dylan KLUMPH	klump
59	Jordan KUNASZYK	kuh-NAH-shick
49	Chris LANDGREBE	land-GREEB
11	Brandon MCILWAIN	MAC-ul-wayne
79	Patrick MEKARI	muh-CARE-ee
97	Tony MEKARI	muh-CARE-ee
83	Ben MOOS	moose
21	Alex NETHERDA	nuh-THERD-uh
9	KANAWAI Noa	con-UH-vie
16	CHIBUZO NWOKOCHA	CHUH-boo-zo woe-COACH-uh
57	Addison OOMS	OH-ms
70	POUTASI POUTASI	pooh-TAS-ee pooh-TAS-ee
65	Tanner PRENOVOST	PREN-uh-vo
23	Malik PSALMS	salms
52	Arwin RAHMATPANAH	rah-matt-PAHN-uh
84	Gavin REINWALD	RINE-wald
8	DEMETRIS Robertson	duh-ME-tree-us
8	Luke RUBENZER	ROO-benzer
53	Michael SAFFELL	SUH-fell
44	Gabe SIEMIENIEC	schem-yen-NETZ
1	MELQUISE Stovall	MEL-keee
28	Quentin TARTABULL	tarta-BULL
55	AISEA TONGILAVA	isiah tong-uh-LAVA
13	Russ UDE	OOH-dey
91	CHINEDU UDEOGU	chin-uh-DO OOH-dog-ooH
58	SEMISI ULUAWE	suh-ME-c U-luh-wah-vey
26	BIAGGIO Ali Walsh	bee-ah-GEE-o
17	Vic WHARTON III	WAR-ton

#### COACHES

Jerry AZZINARO	as-AN-awrow
Tim DERUYTER	duh-ROOT-er
Charlie RAGLE	ray-GULL
MARQUES TUIASOSOPO	marcus too-ee-AH-suh-SO-po
Tony TUIOTI	too-ee-OH-tee

## 2017 CAL FOOTBALL ALPHABETICAL ROSTER

## ALPHABETICAL

NO	NAME	POS	HT	WT	YR	EXP	HOMETOWN (LAST SCHOOLS)
50	Hunter Abel	NG	6-0	265	So.*	SQ	Piedmont, CA (Piedmont HS)
2	Darius Allensworth	CB	6-0	195	Sr.*	3L	Menifee, CA (Heritage HS)
32	Jacob Anderson	S	5-11	200	Sr.*	1L	Tustin, CA (Golden West College/Tustin HS)
9	Matt Anderson	PK	6-0	195	Sr.*	2L	Danville, CA (San Ramon Valley HS)
11	Hamilton Anoa'i	LB	6-2	255	Sr.	3L	Daly City, CA (Serra HS)
80	Jake Ashton	TE	6-4	235	Jr.*	SQ	Indio, CA (Xavier College Prep)
13	Greyson Bankhead	WR	6-0	170	Fr.*	RS	Corona, CA (Centennial HS)
76	Henry Bazakas	OL	6-6	305	So.*	SQ	Berkeley, CA (Berkeley HS)
22	Traveon Beck	CB	5-9	160	So.	1L	Paramount, CA (St. John Bosco HS)
90	Rusty Becker	DE	6-4	280	Sr.*	1L	Maple Grove, MN (Minnesota State Community and Techcal College/Maple Grove HS)
56	Jack Beeman	OL	6-4	265	Fr.	HS	Loomis, CA (Del Oro HS)
72	Kamryn Bennett	OL	6-3	300	Jr.*	2L	Peoria, AZ (Centennial HS)
93	Luc Bequette	DE	6-2	290	So.*	1L	Little Rock, AR (Catholic HS)
3	Ross Bowers	QB	6-2	200	So.*	1L	Bothell, WA (Bothell HS)
47	Connor Brazeel	LB	6-2	210	Fr.	HS	Santa Ana, CA (Mater Dei HS)
4	Derron Brown	S	6-1	205	Jr.*	1L	Oakland, CA (Mesa Community College/Betty H. Fairfax HS)
41	Gerran Brown	ILB	6-2	220	So.*	TR	Santa Ana, CA (Washington/Mater Dei HS)
24	Camryn Bynum	CB	6-0	180	Fr.*	RS	Corona, CA (Centennial HS)
32	Parker Cardwell	WR	6-1	195	Fr.	HS	Portland, OR (La Salle Prep)
92	Gabe Cherry	DE	6-5	260	Fr.	HS	Bakersfield, CA (Centennial HS)
22	Derrick Clark	RB	5-10	210	Fr.*	RS	San Diego, CA (Mission Bay HS)
37	Steven Coutts	P	6-4	210	Jr.	TR	Brisbane, Australia (Louisiana/University of Queensland Citipointe Christian College)
71	Jake Curhan	OL	6-6	330	Fr.*	RS	Larkspur, CA (Redwood HS)
61	Valentino Daltoso	OL	6-4	310	Fr.*	TR	Boise, ID (Oregon/Boise HS)
27	Ashtyn Davis	S	6-1	195	So.*	1L	Santa Cruz, CA (Santa Cruz HS)
31	Raymond Davison III	ILB	6-2	235	Sr.*	3L	Los Angeles, CA (Crespi Carmelite HS)
1	Devante Downs	ILB	6-3	245	Sr.	3L	Mountlake Terrace, WA (Mountlake Terrace HS)
20	Josh Drayden	CB	5-10	185	So.	1L	DeSoto, TX (Bishop Dunne HS)
2	Jordan Duncan	WR	6-1	210	So.	1L	Hattiesburg, MS (Oak Grove HS)
4	Zion Echols	RB	5-8	180	Fr.*	RS	Glendora, CA (Charter Oak HS)
8	Nygel Edmonds	CB	5-11	190	Fr.*	RS	Alpharetta, GA (The McCallie School)
23	Vic Enwere	RB	6-0	245	Sr.	3L	Missouri City, TX (Fort Bend Austin HS)
48	Daniel Etter	LS	5-10	225	Fr.	HS	Oakland, CA (Riordan HS)
14	Chase Forrest	QB	6-2	205	Jr.*	2L	Santa Ana, CA (Mater Dei HS)
18	Marloshaw Franklin Jr.	CB	5-11	185	Sr.	1L	Detroit, MI (Mesa Community College/Chandler HS)
46	Garrett Frum	LS	6-1	220	Sr.	SQ	Moorpark, CA (Moorpark College/Utah State/Moorpark HS)
99	Siulagisipai Fuimaono	NG	6-4	290	Fr.	HS	Okinawa, Japan (Kadena HS)
36	Alex Funches	OLB	6-2	235	Jr.	JC	Denton, TX (Trinity Valley Community College/Ryan HS)
7	Chase Garbers	QB	6-2	205	Fr.	HS	Newport Beach, CA (Corona del Mar HS)
74	Ryan Gibson	OL	6-2	290	So.*	SQ	Bay St. Louis, MS (St. Stanislaus HS)
45	Grant Gluhaich	LS	6-0	200	So.*	SQ	Morgan Hill, CA (Bellarmine Prep)
19	Cameron Goode	OLB	6-3	220	Fr.*	RS	Spring, TX (Klein Collins HS)
34	De'Zhon Grace	S	5-9	185	Sr.*	2L	Oakland, CA (Willamette/Bishop O'Dowd HS)
34	Fabiano Hale	RB	6-0	225	Sr.*	2L	Santa Cruz, CA (Soquel HS)
6	Jaylinn Hawkins	S	6-2	205	So.*	1L	Buena Park, CA (Buena Park HS)
10	Jeremiah Hawkins	WR	5-8	175	Fr.	HS	Buena Park, CA (Buena Park HS)
3	Elijah Hicks	CB	5-11	185	Fr.	HS	Long Beach, CA (La Mirada HS)
77	J.D. Hinnant	OL	6-4	290	Sr.*	2L	Fountain Valley, CA (Fountain Valley HS)
38	Matt Horwitz	OLB	6-4	225	Fr.	HS	Los Angeles, CA (University HS)
94	Trevor Howard	TE	6-3	250	So.*	1L	Thousand Oaks, CA (Oaks Christian HS)
11	Ray Hudson	TE	6-3	250	Sr.*	3L	Pleasanton, CA (Foothill HS)
88	Taariq Johnson	WR	6-2	220	Fr.	HS	Buena Park, CA (Buena Park HS)
44	Zeandae Johnson	DE	6-4	270	So.*	1L	Fresno, CA (Central HS)
39	Evan King	WR	6-3	190	Fr.	HS	Atherton, CA (Menlo School)
42	Dylan Klumph	P	6-2	235	Jr.*	1L	Malibu, CA (Golden West College/Crespi HS)
59	Jordan Kunaszyk	ILB	6-3	240	Jr.*	1L	Sacramento, CA (American River College/Roseville HS)
28	Patrick Laird	RB	6-0	200	Jr.*	1L	San Luis Obispo, CA (Mission Prep)
49	Chris Landgrebe	PK	6-2	200	Fr.	HS	Cincinnati, OH (Madeira HS)
89	Matt Laris	TE	6-3	235	Fr.*	RS	Renton, WA (Eastside Catholic HS)
30	Austin Locke	OLB	6-3	205	Fr.	HS	San Juan Capistrano, CA (St. Margaret's HS)
9	James Looney	DE	6-3	280	Sr.*	2L	Lake Worth, FL (Wake Forest/Lake Worth HS)
30	Billy McCrary III	RB	5-11	190	Jr.	1L	Austin, TX (Rouse HS)
11	Brandon McIlwain	QB	6-1	195	So.	TR	Newton, PA (South Carolina/Council Rock North HS)
99	Malik McMorris	FB	5-11	285	Jr.	2L	Santa Ana, CA (Mater Dei HS)
79	Patrick Mekari	OL	6-4	310	Jr.	2L	Westlake Village, CA (Westlake HS)
97	Tony Mekari	NG	6-1	290	Sr.*	3L	Westlake Village, CA (Westlake HS)
16	Collin Moore	TE	6-4	230	Fr.	HS	Novato, CA (San Marin HS)
83	Ben Moos	TE	6-4	250	Fr.	HS	Pullman, WA (Pullman HS)

## NUMERICAL ROSTER

NO	NAME	POS
1	Devante Downs	ILB
1	Melquise Stovall	WR
2	Darius Allensworth	CB
2	Jordan Duncan	WR
3	Ross Bowers	QB
3	Elijah Hicks	CB
4	Derron Brown	S
4	Zion Echols	RB
5	Trey Turner III	S
5	Tre Watson	RB
6	Jaylinn Hawkins	S
7	Chase Garbers	QB
8	Nygel Edmonds	CB
8	Demetris Robertson	WR
8	Luke Rubenzer	S
9	Matt Anderson	PK
9	James Looney	DE
9	Kanawai Noa	WR
10	Jeremiah Hawkins	WR
10	Daniel Scott	S
11	Hamilton Anoa'i	LB
11	Ray Hudson	TE
11	Brandon McIlwain	QB
13	Greyson Bankhead	WR
13	Russ Ude	OLB
14	Chase Forrest	QB
15	Jordan Veasy	WR
16	Collin Moore	TE
16	Chibuzo Nwokocho	CB
17	Vic Wharton III	WR
18	Marloshaw Franklin Jr.	CB
19	Cameron Goode	OLB
19	Brandon Singleton	WR
20	Josh Drayden	CB
21	Alex Netherda	WR
21	Evan Rambo	S
22	Traveon Beck	CB
22	Derrick Clark	RB
23	Vic Enwere	RB
23	Malik Psalms	LB
24	Camryn Bynum	CB
24	Matt Rockett	WR
26	Biaggio Ali Walsh	RB
27	Ashtyn Davis	S
27	Erik Phillip	WR
28	Patrick Laird	RB
28	Quentin Tartabull	S
29	Bryce Turner	CB
30	Billy McCrary III	RB
31	Raymond Davison III	ILB
31	Chas Peterson	WR
32	Jacob Anderson	S
32	Parker Cardwell	WR
33	Noah Westerfield	OLB
34	De'Zhon Grace	S
34	Fabiano Hale	RB
36	Alex Funches	OLB
37	Steven Coutts	P
39	Evan King	WR
39	Ricky Walker III	S
40	Justin Norbeck	FB
40	David Ortega Jr.	ILB

## 2017 CAL FOOTBALL ALPHABETICAL ROSTER

21	Alex Netherda	WR	6-0	205	So.*	1L	Santa Rosa, CA (Maria Carrillo HS)
48	Tim Newman	LB	6-2	235	So.	JC	San Juan Capistrano, CA (Saddleback College/San Juan Hills HS)
9	Kanawai Noa	WR	6-0	185	So.*	1L	Honolulu, HI (Punahou HS)
40	Justin Norbeck	FB	6-0	235	Jr.*	SQ	Irvine, CA (Golden West College/Mater Dei HS)
16	Chibuzo Nwokocha	CB	6-1	210	Jr.*	1L	Elk Grove, CA (Cosumnes Oaks HS)
57	Addison Ooms	OL	6-4	295	Jr.*	2L	Laguna Niguel, CA (Mater Dei HS)
40	David Ortega Jr.	ILB	5-9	215	Jr.*	SQ	Moraga, CA (De La Salle HS)
98	Chris Palmer	NG	6-2	330	Jr.*	1L	Lawrenceville, GA (Naval Academy Preparatory School/Collins Hill HS)
96	Tevin Paul	DE	6-4	270	Fr.*	RS	Austin, TX (Lake Travis HS)
31	Chas Peterson	WR	5-11	180	Sr.*	RS	Issaquah, WA (Cal Lutheran/Issaquah HS)
27	Erik Phillip	WR	6-0	190	Jr.	JC	Oakland, CA (City College of San Francisco/Saint Mary's HS)
70	Poutasi Poutasi	OL	6-4	305	Fr.	HS	Las Vegas, NV (Desert Pines HS)
65	Tanner Prenovost	OL	6-0	265	Fr.*	RS	Rancho Santa Margarita, CA (Santa Margarita Catholic HS)
23	Malik Psalms	LB	6-1	200	So.*	1L	Chino Hills, CA (Ayala HS)
52	Arwin Rahmatpanah	OL	5-11	285	Fr.	HS	Newport Beach, CA (Corona del Mar HS)
21	Evan Rambo	S	6-4	210	So.*	1L	Los Angeles, CA (La Salle HS)
84	Gavin Reinwald	TE	6-3	220	Fr.	HS	Elk Grove, CA (Elk Grove HS)
8	Demetris Robertson	WR	6-0	190	So.	1L	Savannah, GA (Savannah Christian HS)
67	Matt Robinson	OL	6-4	300	Jr.	JC	Sonoma, CA (Santa Rosa JC/Sonoma Valley HS)
24	Matt Rockett	WR	5-9	195	Jr.*	1L	Santa Ana, CA (Mater Dei HS)
8	Luke Rubenzer	S	5-11	200	Sr.	3L	Scottsdale, AZ (Saguaro HS)
53	Michael Saffell	OL	6-2	290	Fr.	HS	Huntington Beach, CA (Edison HS)
51	Cameron Saffle	OLB	6-3	245	Jr.	2L	Sammamish, WA (Skyline HS)
10	Daniel Scott	S	6-2	205	Fr.	HS	Pasadena, CA (St. Francis HS)
44	Gabe Siemieniec	PK	6-1	220	Fr.*	RS	Caledon, Ontario, Canada (Robert F. Hall Catholic Secondary School)
19	Brandon Singleton	WR	6-0	170	So.*	1L	Boutte, LA (Hahnville HS)
45	Brandon Smith	CB	5-10	165	Fr.	HS	Lancaster, CA (Paraclete HS)
1	Melquise Stovall	WR	5-9	185	So.	1L	Lancaster, CA (Paraclete HS)
28	Quentin Tartabull	S	5-11	200	Jr.*	1L	Mission Hills, CA (Bishop Alemany HS)
49	Jake Tonges	TE	6-5	215	Fr.	HS	Los Gatos, CA (Los Gatos HS)
55	Aisea Tongilava	ILB	6-1	220	Jr.*	1L	Garden Grove, CA (Orange Lutheran HS)
29	Bryce Turner	CB	5-10	175	So.	JC	Lakewood, CA (Long Beach City College/St. John Bosco HS)
5	Trey Turner III	S	6-1	190	Jr.	2L	Mobile, AL (Murphy HS)
13	Russ Ude	OLB	6-3	250	So.*	SQ	Atlanta, GA (The Westminster School)
91	Chinedu Udeogu	DE	6-4	260	Fr.*	RS	Inverness, IL (Georgetown Prep)
58	Semisi Uluave	OL	6-5	345	Jr.	2L	Honolulu, HI (Punahou HS)
15	Jordan Veasy	WR	6-3	225	Sr.*	1L	Gadsden, AL (Golden West College/Faulkner/Gadsden City HS)
47	Alonso Vera	LS	5-11	225	Jr.	JC	Carson, CA (Long Beach City College/Seton Hill/Carson HS)
39	Ricky Walker III	S	5-11	200	Fr.*	RS	Oakland, CA (San Leandro HS)
26	Biaggio Ali Walsh	RB	5-10	185	Fr.	HS	Las Vegas, NV (Bishop Gorman HS)
5	Tre Watson	RB	5-11	205	Sr.	3L	Corona, CA (Centennial HS)
89	Evan Weaver	ILB	6-3	250	So.	1L	Spokane, WA (Gonzaga Prep)
87	Kyle Wells	TE	6-3	245	Jr.*	SQ	Loomis, CA (Del Oro HS)
33	Noah Westerfield	OLB	6-3	250	Sr.	3L	Frisco, TX (Wakeland HS)
17	Vic Wharton III	WR	5-11	200	Jr.*	1L	Spring Hill, TN (Tennessee/Independence HS)
54	Gentle Williams	OL	6-3	285	Fr.*	RS	Florence, MS (Florence HS)

## NUMERICAL ROSTER

41	Gerran Brown	ILB
42	Dylan Klumph	P
44	Zeandae Johnson	DE
44	Gabe Siemieniec	PK
45	Grant Gluhaich	LS
45	Branden Smith	CB
46	Garrett Frum	LS
47	Connor Brazeel	LB
47	Alonso Vera	LS
48	Daniel Etter	LS
48	Tim Newman	LB
49	Chris Landgrebe	PK
49	Jake Tonges	TE
50	Hunter Abel	NG
51	Cameron Saffle	OLB
52	Arwin Rahmatpanah	OL
53	Michael Saffell	OL
54	Gentle Williams	OL
55	Aisea Tongilava	ILB
56	Jack Beeman	OL
57	Addison Ooms	OL
58	Semisi Uluave	OL
59	Jordan Kunaszyk	ILB
61	Valentino Daltoso	OL
65	Tanner Prenovost	OL
67	Matt Robinson	OL
70	Poutasi Poutasi	OL
71	Jake Curhan	OL
72	Kamryn Bennett	OL
74	Ryan Gibson	OL
76	Henry Bazakas	OL
77	J.D. Hinnant	OL
79	Patrick Mekari	OL
80	Jake Ashton	TE
83	Ben Moos	TE
84	Gavin Reinwald	TE
87	Kyle Wells	TE
88	Tariq Johnson	WR
89	Matt Laris	TE
89	Evan Weaver	ILB
90	Rusty Becker	DE
91	Chinedu Udeogu	DE
92	Gabe Cherry	DE
93	Luc Bequette	DE
94	Trevor Howard	TE
96	Tevin Paul	DE
97	Tony Mekari	NG
98	Chris Palmer	NG
99	Siulagisipai Fuimaono	NG
99	Malik Morris	FB

### COACHING STAFF

**HEAD COACH:** Justin Wilcox, 1st Season (Oregon, 1999)

**OFFENSIVE COORDINATOR/RUNNING BACKS/ASSISTANT HEAD COACH:** Beau Baldwin, 1st Season (Central Washington, 1996)

**DEFENSIVE COORDINATOR/INSIDE LINEBACKERS:** Tim DeRuyter, 1st Season (Air Force, 1985)

**DEFENSIVE BACKS:** Gerald Alexander, 1st Season (Boise State, 2009)

**DEFENSIVE LINE:** Jerry Azzinaro, 1st Season (American International College, 1982)

**WIDE RECEIVERS:** Nicholas Edwards, 1st Season (Eastern Washington, 2012)

**OFFENSIVE LINE:** Steve Greatwood, 1st Season (Oregon, 1980)

**SPECIAL TEAMS COORDINATOR/TIGHT ENDS:** Charlie Ragle, 1st Season (Eastern New Mexico, 1998)

**PASSING GAME COORDINATOR/QUARTERBACKS/RECRUITING COORDINATOR:** Marques Tuiasosopo, 1st Season (Washington, 2001)

**OUTSIDE LINEBACKERS:** Tony Tuioti, 1st Season (Hawai'i, 2000)

**HEAD STRENGTH & CONDITIONING:** Torre Becton, 1st Season (North Carolina A&T State, 2000)



**PAC-12 STANDINGS****NORTH**

Team	Pac-12	Overall
#15/16 Washington State	4-1	7-1
#20/20 Stanford	4-1	5-2
#12/11 Washington	3-1	6-1
<b>California</b>	<b>1-4</b>	<b>4-4</b>
Oregon	1-4	4-4
Oregon State	0-4	1-6

**SOUTH**

Team	Pac-12	Overall
#21/21 USC	4-1	6-2
Arizona	3-1	5-2
Arizona State	3-1	4-3
UCLA	2-2	4-3
Utah	1-3	4-3
Colorado	1-4	4-4

*This Week's AP Top 25/Amway Coaches Poll Rankings*

**PAC-12 SCHEDULE/RESULTS****Saturday, Oct. 28**

	Time
<b>California at Colorado (Pac-12 Networks)</b>	<b>11:00 am</b>
UCLA at #12/11 Washington (ABC/ESPN2)	12:30 pm
Utah at Oregon (Pac-12 Networks)	2:45 pm
#15/16 Washington State at Arizona (Pac-12 Networks)	6:30 pm
#21/21 USC at Arizona State (ESPN)	7:45 pm
<i>All Times Pacific Unless Noted</i>	

**Last Week's Pac-12 Results**

Arizona State 30, at Utah 10  
 at UCLA 31, Oregon 14  
 at Notre Dame 49, #11.10 USC 14  
**Arizona 45, at California 44 (20T)**  
 at #15/18 Washington State 28, Colorado 0

**DEBUTING BEARS****Starts (20)****Appearances (18)****North Carolina**

**Starts (7)** – Kamryn Bennett, Ross Bowers, Camryn Bynum, Jake Curhan, Valentino Daltoso, Cameron Goode, Quentin Tartabull

**Appearances (13)** – Gerran Brown, Camryn Bynum, Steven Coutts, Jake Curhan, Valentino Daltoso, Alex Funches, Cameron Goode, Elijah Hicks, Teven Paul, Gavin Reinwald, Gabe Siemieniec, Chinedu Udeogu, Alonso Vera

**Weber State**

**Starts (3)** – Derron Brown, Alex Funches, Evan Weaver  
**Appearances (1)** – Ryan Gibson

**Ole Miss**

**Starts (3)** – Jordan Duncan, Elijah Hicks, Patrick Laird

**USC**

**Starts (1)** – Ryan Gibson  
**Appearances (3)** – Derrick Clark, Jeremiah Hawkins, Michael Saffell

**Oregon**

**Starts (1)** – Brandon Singleton

**Washington**

**Starts (2)** – Derron Brown, Zion Echols

**Washington State**

**Starts (1)** – Derrick Clark  
**Appearances (1)** – Jake Ashton

**Arizona**

**Starts (2)** – Gerran Brown, Jordan Kunaszyk

**KUNASZYK GARNERS FIRST START, GETS CAREER HIGH IN TACKLES VS. ARIZONA**

- A week after being selected the Walter Camp National Defensive and Pac-12 Defensive Player of the Week for his performance against Washington State that also earned him numerous other honors, Kunaszyk racked up a career-high 14 tackles along with 2.0 tackles for loss in his first career start vs. Arizona.
- Kunaszyk led Cal's defensive performance in a 37-3 victory over previously unbeaten then-No. 8/9 Washington State the previous Saturday to give the Bears their first victory over a top-10 team since a 34-31 triple overtime win over USC in 2003. Kunaszyk established or equaled career highs with 11 tackles (then a career best), 2.5 sacks, 2.5 tackles for loss, one forced fumble and one interception. Cal forced seven Washington State turnovers and had 9.0 sacks as a team with the turnovers tied for the most by an FBS team in 2017 and the sacks tied for the second most as well as the most by a Cal team since a 2005 contest at Stanford.
- Kunaszyk has totaled 37 tackles, 4.5 tackles for loss, 2.5 sacks, two interceptions and one forced fumble with all of his numbers coming in the last four contests.

**DOWNS SEASON ENDS AS CAL'S ACTIVE LEADING TACKLER**

- Justin Wilcox announced on October 16 that Devante Downs, the team's leading tackler (65) and a two-time Pac-12 Defensive Player of the Week selection in 2017, will miss the remainder of his senior season due to a lower body injury. At the time of his injury, Downs ranked second in the conference in tackles and 28th in the nation (9.3 tpg). Downs totaled a career-high tying 14 tackles twice this season (Ole Miss, USC). Against Ole Miss, he also compiled career and game highs in tackles for loss (3.0) and sacks (2.0), while adding his fifth career interception and second of the season to lead Cal to a 27-16 win. Downs leads all active Cal players in being involved with 11 turnovers during his career including five in the seven games in 2017 with two interceptions, two forced fumbles (one recovered by Cal) and two fumble recoveries. Downs finished with career totals of 212 tackles, 14.5 sacks, 8.0 tackles for loss, five interceptions, three pass breakups, three fumble recoveries, three forced fumbles and four quarterback hurries in 40 games and 20 starts.

**CAL LEADS THE NATION IN TAKEAWAYS**

- Cal's 21 turnovers gained rank first in the country with the seven the Bears recorded vs. Washington State tied for the most an FBS team in 2017.
- Cal is 4-0 when winning the turnover battle in 2017, 0-1 when even and 0-3 when losing it.
- The Bears also lead the Pac-12 and are tied for second in the nation in interceptions with 13 after picking off one pass last Saturday against Arizona and five Washington State passes in the previous contest, the most since also picking off against Washington in 2006. Devante Downs, Camryn Bynum and Jordan Kunaszyk lead the Bears with two interceptions each, while it was Ashtyn Davis who recorded his first career interception at the Cal one-yard line late in the fourth quarter against Arizona. Bynum notched his first two career interceptions against Washington State.
- Cal ranks tied for fifth in the nation and tied for first in the Pac-12 in defensive touchdowns with three. Cameron Goode iced the Ole Miss game with his first career interception that he returned 32 yards for a touchdown, while Gerran Brown returned a fumble for a 26-yard score against Washington State and Darius Allensworth took a 37-yard fumble recovery for another TD at Washington.

**TURNOVER MARGIN/EXPLOSIVE PLAYS COMPARISON**

- Cal is 3-1 when winning the combined turnover margin and explosive plays battle, 1-1 when even and 0-2 when losing it.

Opponent	Total	Takeaways	Explosive Plays
at North Carolina	+4 (9/5)	+1 (3/2)	+3 (6/3)
vs. Weber State	E (9/9)	+2 (3/1)	-2 (6/8)
vs. Ole Miss	+1 (6/5)	+1 (3/2)	E (3/3)
vs. USC	+4 (10/6)	-4 (2/6)	+8 (8/0)
at Oregon	E (5/5)	-1 (1/2)	+1 (4/3)
at Washington	-3 (1/4)	E (1/1)	-3 (0/3)
vs. Washington State	+8 (12/4)	+7 (7/0)	+1 (5/4)
vs. Arizona	-6 (2/8)	-1 (1/2)	-6 (1/7)
Totals	+8 (54/46)	+5 (21/16)	+2 (33/31)

## CAL TEAM STAT RANKINGS

TOTAL OFFENSE	NCAA	Pac-12
363.6 ypg	95th	11th
RUSHING OFFENSE		
107.4 ypg	122nd	11th
PASSING OFFENSE		
256.2 ypg	44th	5th
SCORING OFFENSE		
28.4 ppg	65th	9th
TOTAL DEFENSE		
433.4 ypg	100th	10th
RUSHING DEFENSE		
175.4 ypg	77th	7th
PASS EFFICIENCY		
115.2	105th	11th
PASS EFFICIENCY DEFENSE		
124.7	62nd	8th
PASSING DEFENSE		
258.0 ypg	100th	11th
SCORING DEFENSE		
28.4 ppg	82nd	T-7th
TURNOVER MARGIN		
+5; 21 gained, 16 lost	32nd	4th
3RD DOWN CONVERSIONS		
54-139, 38.8%	72nd	10th
4TH DOWN CONVERSIONS		
12-18, 66.7%	T-20th	3rd
KICKOFF RETURNS		
20.8 krpg	73rd	6th
NET PUNTING		
36.4 ypp	95th	8th
FIRST DOWNS OFFENSE		
20.0 fdpg	T-42nd	7th
RED ZONE DEFENSE		
24-31, 77.4%	41st	3rd
INTERCEPTIONS		
13	T-2nd	1st
SACKS		
20	T-36th	6th
TURNOVERS GAINED		
21	1st	1st
TIME OF POSSESSION		
29:23 mpg	77th	7th

## CAL INDIVIDUAL STAT LEADER RANKINGS

PASSING YARDS	NCAA	Pac-12
Ross Bowers, 249.6 ypg	35th	5th
PASSING TOUCHDOWNS		
Ross Bowers, 12	T-38th	T-5th
COMPLETION PERCENTAGE		
Ross Bowers, 56.3%	78th	7th
TOTAL OFFENSE		
Ross Bowers, 236.4 ypg	54th	6th
RUSHING YARDS		
Patrick Laird, 75.7 ypg	70th	8th
RECEIVING YARDS PER GAME		
Kanawai Noa, 78.1 rpg	T-36th	6th
Vic Wharton III, 69.0 rpg	58th	8th
RECEPTIONS PER GAME		
Kanawai Noa, 5.1 rpg	T-52nd	10th
FIELD GOALS		
Matt Anderson, 1.38 fgpg	T-34th	5th
KICK RETURN YARDS		
Ashtyn Davis, 629	2nd	1st
KICK RETURNS		
Ashtyn Davis, 21.7 ypg	59th	4th
PUNTING		
Dylan Klumph, 42.0 ypp	60th	5th
TOTAL TACKLES		
Devante Downs, 9.3 tpg	25th	2nd
FORCED FUMBLES		
Raymond Davison III, 0.29 fpg	T-32nd	T-4th
Devante Downs, 0.29 fpg	T-32nd	T-4th
FUMBLE RECOVERIES		
Devante Downs, 2	T-7th	T-1st
INTERCEPTIONS		
Devante Downs, 2	N/A	T-6th
Camryn Bynum, 2	N/A	T-6th
Jordan Kunaszyk, 2	N/A	T-6th

## BOWERS' PASSES WITHOUT AN INTERCEPTION STREAK ENDS AT 116

- Ross Bowers enjoyed a streak of 116 pass attempts without an interception that ended last Saturday against Arizona.
- Bowers has completed 174-of-309 passes for 1,997 yards in 2017 with 12 touchdowns and 10 interceptions for a 117.0 passer efficiency rating.
- Bowers threw for a career-high four touchdown passes in his first career start at North Carolina and three at Oregon on Sept. 30.
- Against Washington State, Bowers posted his first career rushing touchdown on a seven-yard run that was capped by a highlight-reel flip over a defender into the end zone. He followed that with another rushing TD last Saturday against Arizona. Also against the Wildcats, Bowers completed a career-high 29 passes.
- Bowers' mother, Joanne, spent 10 seasons from 2006-16 as the head women's gymnastics coach at Washington. His father, John, spent three seasons on the football coaching staff at James Madison, helping the Dukes win the 2016 FCS National Championship. Both parents left their positions and moved to the Bay Area in order to be closer to Ross.

## LAIRD IS CAL'S LEADING RUSHER IN 2017

- Patrick Laird is Cal's leading rusher this season with 93 carries for 530 yards and six rushing touchdowns. He also boasts 26 catches (third best on the team) for 191 yards and one receiving touchdown.
- Against Arizona, Laird notched a career-high 28 carries for 130 yards rushing and two touchdowns on the ground while also equaling his career high for the fourth time with five catches. The rushing touchdowns were his fifth and sixth TDs this season and the sixth and seventh of his career.
- Against USC, Laird totaled 15 attempts for 82 yards for the second-highest rushing total of his career and his third consecutive game of 78 or more yards rushing.
- Laird rushed a career-high 22 times for 78 yards and one touchdown in his first career start against Ole Miss with the score his fifth touchdown of the season and fourth rushing. His five receptions were also a career high.
- Laird notched career bests vs. Weber State with his 191 rushing yards and three touchdowns, including a career-long 73-yard touchdown. The 191 rushing yards were the most since Shane Vereen ran for 198 at Nevada in 2010. The last time a Cal running back rushed for three TDs was Daniel Lasco vs. Oregon State in 2014.
- He is third on the team with seven of the Cal's 34 explosive plays (20 or more yards from scrimmage) this season.
- Laird, who came to Cal as a walk-on, earned a scholarship in August. An avid reader, he has a touchdown celebration of reading a book. Laird enjoys reading non-fiction genres like history and philosophy among others.

## ENWERE 52 YARDS SHY OF BECOMING ACTIVE LEADING RUSHER

- Vic Enwere has 16 career rushing touchdowns, two shy of cracking the school's career top-10 list, and also leads all active players.
- He is 52 yards shy of becoming the team's active career leading rusher.
- He scored the 16th of his career, fourth this season, in double overtime against Arizona. Stacked up at the one-yard line, he pushed his way into the end zone.
- Against Washington State, Enwere ended the night with 22 carries for 102 yards and a touchdown. The carries and yards were both season bests.
- Enwere has 86 carries for 304 yards and four TDs this season, along with four catches for 29 yards.

## DERUYTER COLORADO CONNECTION

- Defensive coordinator Tim DeRuyter enjoyed three stints coaching at his alma mater Air Force (1985, 1989-92, 2007-09).
- DeRuyter's 2009 Air Force defense ranked in the top 10 in both pass defense (5th, 154.31 ypg) and scoring defense (10th, 15.69 ppg), while ranking 11th in total defense (288.31 ypg).
- DeRuyter got into coaching at Air Force under College Football Hall of Fame coach Fisher DeBerry first as a graduate assistant on defense in 1985 and then for four seasons as an assistant position coach while completing his seven and a half years of active military duty following his graduation from the Academy.

## CALTEAM GAME HIGHS

**POINTS SCORED KICKING:** 13, vs. Washington State  
**OFFENSIVE PLAYS:** 96, vs. Arizona  
**PASSING YARDS:** 363, at North Carolina  
**PASS ATTEMPTS:** 52, vs. USC  
**PASSING TDS:** 4, at North Carolina  
**PASSES COMPLETED:** 29, vs. Arizona  
**FIELD GOALS MADE:** 2 (four times)  
**FIELD GOAL PERCENTAGE:** 100.0, vs. Weber State and Washington State (2-2)  
**PAT KICKS PERCENTAGE:** 100.0, at North Carolina and Washington State, Arizona (5-5)  
**PUNTS:** 9, at Washington  
**LONGEST PUNT:** 57, at North Carolina  
**YARDS PUNTED:** 362, at Washington  
**PUNT AVERAGE:** 45.8, vs. Ole Miss  
**KICK RETURNS:** 7, at Oregon  
**KICK RETURN YARDS:** 168, at Oregon  
**LONGEST KICK RETURN:** 44, vs. Arizona  
**TURNOVERS CAUSED:** 7, vs. Washington State  
**FUMBLES RECOVERED:** 3, vs. Weber State  
**INTERCEPTIONS:** 5, vs. Washington State

## CAL PLAYER GAME HIGHS

**POINTS:** 18, Patrick Laird, vs. Weber State  
**TOUCHDOWNS:** 4, Ross Bowers, at North Carolina  
**TOTAL OFFENSE YARDS:** 367, Ross Bowers, at North Carolina  
**PASSING YARDS:** 363, Ross Bowers, at North Carolina  
**PASS ATTEMPTS:** 50, Ross Bowers, vs. USC  
**PASSES COMPLETED:** 29, Ross Bowers, vs. Arizona  
**RECEPTIONS:** 8, Vic Wharton III vs. Arizona  
**PASS COMPLETION PERCENTAGE:** 71.4%, Ross Bowers (20-28) vs. Weber State  
**FIELD GOALS MADE:** 2, Matt Anderson (four times)  
**FIELD GOAL PERCENTAGE:** 100.0, Matt Anderson vs. Weber State and Washington State (2-2)  
**PAT KICKS PERCENTAGE:** 100.0%, Matt Anderson, at North Carolina and vs. Washington State, vs. Arizona (5-5)  
**PUNTS:** 7, Dylan Klumph, at Oregon  
**LONGEST PUNT:** 57, Dylan Klumph, at North Carolina  
**YARDS PUNTED:** 289, Dylan Klumph, at Oregon  
**PUNT AVERAGE:** 46.2, Dylan Klumph, at North Carolina  
**KICK RETURNS:** 7, Ashtyn Davis, at Oregon  
**KICK RETURN YARDS:** 168, Ashtyn Davis, at Oregon  
**LONGEST KICK RETURN:** 44, Ashtyn Davis, vs. Arizona  
**INTERCEPTIONS:** 2, Camryn Bynum vs. Washington State

## SEASON CAPTAINS (BEGINNING GAME 7)

Devante Downs, Patrick Laird, James Looney, Kanawai Noa

## GAME CAPTAINS

**North Carolina** – Matt Anderson, James Looney, Kanawai Noa  
**Weber State** – Ross Bowers, Ashtyn Davis, Devante Downs  
**Ole Miss** – Raymond Davison III, Patrick Laird, Jordan Veasy  
**USC** – Jaylinn Hawkins, Patrick Mekari, Tony Mekari  
**Oregon** – Devante Downs, James Looney, Vic Wharton III  
**Washington** – Devante Downs, Addison Ooms

## WHARTON III AND NOA LEAD RECEIVERS

- Vic Wharton is Cal's active career leading receiver with totals of 67 catches for 845 yards and four touchdowns. He is also the team's leading receiver this year with 39 receptions for 552 yards and three TDs. He registered a career-high eight receptions for a game-high 96 yards vs. Arizona last Saturday.
- Wharton is one of five different Bears to have a receiving touchdown and is tied for the team lead with Jordan Veasy with three, while Kanawai Noa has two, and Jordan Duncan and Patrick Laird each have one.
- Noa is second in receiving totals with 36 receptions for 547 yards and two touchdowns. He caught a 13-yard pass in overtime against Arizona. At Oregon, he was on the receiving end of the Pac-12's longest play from scrimmage this year, a 75-yard touchdown pass, part of his career highs of seven catches for 126 yards.

## DAVIS LEADS PAC-12 IN KICK RETURN YARDS, SECOND IN NATION

- Ashtyn Davis ranks second in the nation and first in the Pac-12 in kick return yards (629), while he is fourth in the Pac-12 in kick return yard average (21.0 ypr).
- He owns two returns of 40 yards or more, including a career-best of 44 yards vs. Arizona last Saturday.
- He is 377 kick return yards shy of Khalfani Muhammad's single-season record of 1,006 he set in 2013.
- Davis posted career highs at Oregon in kick returns (7) and kick return yards (168).

## LOU GROZA CANDIDATE MATT ANDERSON SECOND IN CAREER POINTS

- Matt Anderson is Cal's active career leader in scoring with 280 points to rank second on the school's all-time list and within eight points of all-time leader Doug Brien's 288 points. He passed Duke Morrison (277) last Saturday.
- Anderson set a career best with his 52-yard field goal against Arizona. His previous personal best was 48 yards.
- Anderson is on the watch list for the 2017 Lou Groza Collegiate Place-kicker Award after being a semifinalist for the honor in 2016 when he established Cal's modern-era single-season record for points with 117 to rank second all-time while equaling the school's all-time single-season mark for field goals made (22).
- Anderson has made 51-of-63 (81.0%) career field goal attempts, as well as 127-of-130 (97.7%) extra-point tries. The field goals are five shy of Brien's record 56, and his extra points and extra-point attempts 31 shy of Tom Schneider's 158 and 161.
- Anderson is Cal's nominee for the prestigious Campbell Trophy, which is known as the academic "Heisman", as well as the Senior CLASS Award.

## TWENTY-ONE SENIORS

- Cal has 21 seniors on its roster, eight true seniors and 13 fifth-year seniors, with 17 of those 21 logging significant playing time.
- Cal's depth chart lists three seniors on offense – Vic Enwere, Fabiano Hale, J.D. Hinnant and Jordan Veasy.
- On defense, Cal boasts seven seniors on the depth chart – Darius Allensworth, Hamilton Anoa'i, Rusty Becker, Raymond Davison III, Marloshaw Franklin Jr., James Looney and Tony Mekari, along with Matt Anderson and Garrett Frum on special teams.

## KLUMPH SECOND IN CAREER PUNTING

- Dylan Klumph ranks second on Cal's career punting list with an average of 43.6. Scott Tabor (1986-87) is first with a career average of 44.0.
- Klumph's 2017 season average of 42.0 yards per punt ranks just outside the school's single-season top-10 list, while his average of 44.8 yards per punt average in 2016 is fourth.

## TOUGHEST SCHEDULE IN THE NATION

- According to an ESPN preseason ranking, Cal's schedule was the toughest among FBS schools in 2017. Six of this year's opponents played in bowl games last season, and four are currently ranked in one of the two major national polls (No. 12/11 Washington, No. 15/16 Washington State, No. 20/20 Stanford and No. 21/21 USC).



## PRO BEARS

### Cal Players Active in the NFL – as of Oct. 24, 2017

#### Active Players (30)

Lorenzo Alexander – LB	Buffalo Bills
Keenan Allen – WR	Los Angeles Chargers
Tyson Alualu – DE	Pittsburgh Steelers
C.J. Anderson – RB	Denver Broncos
Stephen Anderson – TE	Houston Texans
Bryan Anger – P	Tampa Bay Buccaneers
Chris Conte – S	Tampa Bay Buccaneers
Trevor Davis – WR	Green Bay Packers
Jared Goff – QB	Los Angeles Rams
Chad Hansen – WR	New York Jets
DeSean Jackson – WR	Tampa Bay Buccaneers
Marvin Jones Jr. – WR	Detroit Lions
Cameron Jordan – DE	New Orleans Saints
Mychal Kendricks – LB	Philadelphia Eagles
L.P. Ladouceur – LS	Dallas Cowboys
Daniel Lasco – RB	New Orleans Saints
Marshawn Lynch – RB	Oakland Raiders
Alex Mack – C	Atlanta Falcons
Chris McCain – DE	Los Angeles Chargers
Stefan McClure – S	Washington Redskins
Brandon Mebane – DT	Los Angeles Chargers
Aaron Rodgers – QB	Green Bay Packers
Richard Rodgers – TE	Green Bay Packers
Mitchell Schwartz – OT	Kansas City Chiefs
Brian Schwenke – C	Tennessee Titans
Nick Sundberg – LS	Washington Redskins
Giorgio Tavecchio – PK	Oakland Raiders
Bryce Treggs – WR	Cleveland Browns
Shane Vereen – RB	New York Giants
Davis Webb – QB	New York Giants

#### Practice Squad (3)

Maurice Harris – WR	Washington Redskins
Khalfani Muhammad – RB	Tennessee Titans
Darius Powe – WR	New York Giants

#### Coaches (3)

Andre Carter – Asst. DL Coach	Miami Dolphins
Ron Rivera – Head Coach	Carolina Panthers
Richard Rodgers Sr. – Asst. DB/S Coach	Carolina Panthers

*Weekly reports on former Cal players in the NFL are published on CalBears.com and social media; fans can join in the conversation by using the hashtag #ProBears*

## MEDIA SCHEDULE

### Monday, Oct. 23

**4:30 pm** – Photo/Video Opportunity Upon Request

**5:15 pm** – Media Availability (Justin Wilcox, Matt Anderson, Gerran Brown, Patrick Laird)

### Tuesday, Oct. 24

**11:15 am** – Pac-12 Media Teleconference Call (Justin Wilcox)

**4:30 pm** – Photo/Video Opportunity Upon Request

**5:45 pm** – Media Availability (Offensive players/coaches and Specialists players/coaches)

### Wednesday, Oct. 25

**5:45 pm** – Media Availability (Justin Wilcox, Defensive players/coaches)

### Thursday, Oct. 26

No Media Availability

### Friday, Oct. 27

No Media Availability

### Saturday, Oct. 28

**9 am MT** – Folsom Field Media Will Call (Adjacent To Gate 6)

**Noon MT** – California at Colorado (Pac-12 Network)

**^Post-Game Press Conference** – Justin Wilcox, Requested Asst. Coaches And Players (Adjacent to Cal locker room)

### Sunday, Oct. 29

No media availability

## PRO BEARS

- Cal has 33 players (30 active roster, three practice squad) and three coaches with NFL teams as of Oct. 24, 2017. The Golden Bears were second among Pac-12 schools and tied for 13th in the nation at the beginning of the season.
- Giorgio Tavecchio was named the AFC Special Teams Player of the Week in his NFL Debut in Week 1 of the 2017 season while Cameron Jordan was named Week 6 NFC Defensive Player of the Week.
- Cal has had at least one former player represent the Golden Bears at the Super Bowl in 15 of the last 16 NFL seasons with the most recent Alex Mack of the Atlanta Falcons at Super Bowl LI. Mack's appearance at Super Bowl capped his first playoff run during his eighth season in the league.
- Cal has had 27 first-round NFL Draft picks and 235 selections overall since the draft began in 1936. The program picked up its second No. 1 overall pick in 2016 in quarterback Jared Goff (Los Angeles Rams).
- Cal had three players selected in the 2017 NFL Draft in Davis Webb (Round 3, New York Giants), Chad Hansen (Round 4, New York Jets) and Khalfani Muhammad (Round 7, Tennessee Titans).
- Cal has had six quarterbacks taken in the first round of the NFL Draft to tie for the third-most by any college football program in the nation behind only Notre Dame (9) and USC (8) while equaling Stanford (6). Cal's list includes Craig Morton (1965 – No. 6, Dallas Cowboys), Bartkowski (1975 – No. 1, Atlanta Falcons), Rich Campbell (1981 – No. 6, Green Bay Packers), Kyle Boller (2003 – No. 19, Baltimore Ravens), Aaron Rodgers (2005 – No. 24, Green Bay Packers) and Goff (2016 – No. 1, Los Angeles Rams).

## NEW LOOK FOR THE BEARS WITH UNDER ARMOUR

- As part of Cal's transition to its new partnership with Under Armour, facilities across campus have received upgrades, including California Memorial Stadium.
- At Caliofnria Memorial Stadium, each end zone has been branded with Cal's new Sather Stripe design and font using the traditional California and Golden Bears wordmarks, while a gold script Cal returns across the 50-yard line. The field also features a jagged mark running along opposite corners of the field, just outside the playing area, designed to represent a fault line in recognition of the facility's unique location directly above the Hayward Fault. A dark green surface of FieldTurf, voted the top artificial surface by the NFLPA for 10 consecutive years, replaced the stadium's previous turf. The new synthetic turf is used by 22 NFL teams and a majority of the Pac-12's football programs.
- Cal's new uniforms include the Under Armour branding like the Sather Stripe, which is replicated after the design of the famed Sather Tower campanile on the Cal campus.

## ACADEMIC EMPHASIS

- Cal registered its best-ever four-year Academic Progress Rate (APR) score in the most recent release of the data in May of 2017, which accounted for football student-athletes on rosters between the 2012-13 and 2015-16 academic years. Cal's one-year APR score of 991 for the most recent season measured for the 2015-16 academic year was the second-highest in the Pac-12.

## GONZALEZ, RIVERA ON COLLEGE FOOTBALL HALL OF FAME BALLOT

- Former Cal football players Tony Gonzalez and Ron Rivera are among the names on the 2018 ballot for induction into the College Football Hall of Fame. Gonzalez and Rivera will be looking to join the 22 Golden Bears already enshrined in the esteemed Hall with Steve Bartkowski's induction in the Class of 2012 the most recent. The announcement of the 2018 Class will be prior to the CFP National Championship on Jan. 8, 2018, and the official induction will occur during the 61st NFF Annual Awards Dinner on Dec. 4, 2018.

## PRESEASON/REGULAR SEASON AWARDS

### **Matt Anderson, Sr., PK**

Lou Groza Award Semifinalist  
Senior CLASS Award Candidate  
Cal Team Special Teams Player Of The Week (Oct. 13)

### **Ross Bowers, So., QB**

Cal Team Offensive Player Of The Week (Sept. 2)  
Manning Award Star Of The Week (Sept. 2)  
Davey O'Brien Great 8 Quarterback (Sept. 2)

### **Camryn Bynum, Fr., CB**

PFF Week 7 Pac-12 Team of the Week Defense (Oct. 13)  
Cal Team Defensive Player Of The Week (Oct. 13)

### **Steven Coutts, Jr., P**

Ray Guy Award Watch List

### **Jake Curhan, Fr., OL**

Cal Team Offensive Player Of The Week (Sept. 16)

### **Raymond Davison, Sr., ILB**

Allstate AFCA Good Works Team Nominee®  
Wuerffel Trophy Nominee  
Cal Team Defensive Player Of The Week (Sept. 9)

### **Tim DeRuyter**

Athlon Sports' Defensive Coordinator of the Week (Oct. 13)

### **Devante Downs, Sr., ILB**

Butkus Award® Award Watch List  
Bednarik Award Watch List  
Lott Impact Trophy Watch List  
Cal Team Defensive Player Of The Week (Sept. 2)  
Pac-12 Defensive Player Of The Week (Sept. 4, Sept. 16)  
College Sports Madness National And Pac-12 Defensive Player of the Week (Sept. 16)

### **Marloshaw Franklin Jr., Sr., CB**

Reese's Senior Bowl Watch List

### **Cameron Goode, Fr., OLB**

Cal Team Defensive Player Of The Week (Sept. 16)

### **Dylan Klumph, Jr., P**

Cal Special Teams Player Of The Week (Sept. 4, Sept. 16)

### **Jordan Kunaszyk, Jr., LB**

Pac-12 Defensive Player of the Week (Oct. 16)  
Walter Camp National Defensive Player of the Week (Oct. 13)  
College Sports Madness Pac-12 Defensive Player of the Week (Oct. 13)  
Rose Bowl Game Pac-12 Player of the Week (Oct. 13)  
Cal Team Defensive Player Of The Week (Oct. 13)

### **Patrick Laird, Jr., RB**

Cal Team Offensive Player Of The Week (Sept. 9)  
Cal Team Special Teams Player Of The Week (Sept. 9)

### **James Looney, Sr., DE**

Bronko Nagurski Trophy Watch List  
Reese's Senior Bowl Watch List

### **Malik McMorris, Jr., FB**

Cal Team Offensive Player Of The Week (Oct. 13)

### **Kanawai Noa, So., WR**

Polynesian College Player of the Year Award Watch List

### **Addison Ooms, Jr., OL**

Rimington Trophy Fall Watch List

### **Demetris Robertson, So., WR**

Biletnikoff Award Watch List

### **Marques Tuiaosopo**

Polynesian Football Hall of Fame Finalist Class of 2018

### **Scout Team Players Of The Week**

Arwin Ramatpanah (Offense, Sept. 9)  
Bryce Turner (Defense, Sept. 9)  
Collin Moore (Special Teams, Sept. 9)  
Matt Laris (Offense, Sept. 16)  
Chibuzo Nwokocha (Defense, Sept. 16)  
Daniel Scott (Special Teams, Sept. 16)  
Chas Peterson (Offense, Oct. 13)  
Siu Fuimaono (Defense, Oct. 13)  
Gabe Cherry (Defense, Oct. 13)  
Hunter Abel (Defense, Oct. 13)  
Collin Moore (Special Teams, Oct. 13)

## IN THE BOOTH

- Joe Starkey, the legendary voice of the Golden Bears, is in his 43rd season with the Cal football broadcast team and has been on the air for 491 of the team's 497 contests since beginning his tenure at Cal in 1975. In 2010, Starkey received the Chris Schenkel Award from the National Football Foundation for his distinguished career broadcasting college football. In 2016, the Cal radio broadcast booth was named The Joe Starkey Broadcast Booth.
- Starkey is joined in the booth by analyst and former Cal quarterback Mike Pawlawski, who will be in his sixth season and second stint as part of the Cal football broadcast team in 2017. Pawlawski led Cal to back-to-back bowl victories as the Bears' starting quarterback in 1990 and 1991, and was the Pac-10's Co-Offensive Player of the Year as a 1991 senior.
- In his 13th season on the broadcast team in 2017 is sideline reporter Todd McKim, who also serves as host of the Cal Athletics' Bear In Mind weekly podcast and is the play-by-play voice for the Cal men's basketball radio broadcasts.

## STORIES

- Justin Wilcox has a famous football dad, Dave Wilcox, a Pro Football Hall of Fame linebacker who played for the San Francisco 49ers from 1964-74. His uncle, John, (Philadelphia Eagles, 1960) and brother, Josh, (New Orleans Saints, 1998-99) also played in the NFL.
- Beau Baldwin was a player/coach in a semi-pro football league in Sweden before beginning his full-time coaching career.
- Tim DeRuyter served seven years of active duty with the Air Force after his graduation from the academy in 1985.
- Ross Bowers' father, John Bowers, was an assistant head coach/recruiting coordinator/outside linebackers coach at James Madison, while his mother, Joanne Bowers, was the head women's gymnastics coach at Washington, but both recently left their positions to move to the Bay Area to be closer to Ross.
- Matt Anderson is a candidate for the nation's top academic awards, including the Campbell Trophy last won by a Cal player in 2008 by Alex Mack, and the Senior CLASS Award.
- Former Cal football student-athletes Ron Coccimiglio (1976-80) and Tarik Glenn (1993-96) both currently work with the program helping current football student-athletes with life skills and career development. Coccimiglio serves as the director of career development, while Glenn is a student-athlete development advisor.
- Cameron Saffle has produced several fun parody videos including the *Running Man Challenge* that accumulated well over 40,000 views on YouTube and social media outlets.
- Demetris Robertson has a serious interest in art and drawing, and he is considering architecture as a major.
- David Ortega Jr.'s father, David, is in the Cal Athletic Hall of Fame and is Cal's career tackles leader. He currently works in Cal's public affairs office.
- Elijah Hicks, a highly-regarded four-star recruit from La Mirada High School, is a mid-year enrollee who arrived up at Cal before the program hired Justin Wilcox to replace Sonny Dykes as head coach (in the interim).
- Kanawai Noa and Semisi Uluave are natives of Hawai'i and both attended Punahou High School in Honolulu. The two have played football together and been close friends since the seventh grade.
- Football operations assistant Bud "Dog" Turner celebrates his 48th season involved with Cal football in 2017 and likes to say that he is "halfway through his career."
- Tony and Patrick Mekari's parents fled from the Middle East in the 1970s. Their mother's side of the family fled Iran during the country's revolution, while their father, his mother and four siblings left during the country's civil war and arrived as immigrants in Foster City, Calif.
- Defensive backs coach Gerald Alexander (@GAlexander21) has tweeted over 103,000 times. The team's top tweeting player is Darius Allensworth (@\_MoneyDA) at over 71,000.

## HEAD COACH JUSTIN WILCOX



Justin Wilcox is in his first season as the head football coach at Cal in 2017 after leading some of the top defenses in the country as an FBS defensive coordinator for the previous 11 seasons, most recently during the 2016 campaign with Cotton Bowl champion Wisconsin following previous stops in the role at Boise State (2006-09), Tennessee (2010-11), Washington (2012-13) and USC (2014-15). Over his first 16 seasons in collegiate coaching, Wilcox was a member of staffs that coached teams to 14 bowl games, five conference

or division championships and compiled an all-time record of 150-58 as an assistant coach.

Wilcox is 4-4 overall in his first season as a head coach in 2017 including an early-tenure signature win with a 37-3 home victory over No. 8/9 Washington State on October 13. The victory in his second game against a top-10 squad as Cal's head coach ended the Bears' 17-game losing skid to top-10 teams dating back to a 2003 victory over then No. 3 USC that was its only previous win over a top-10 squad since a 1977 victory also over the Trojans. The Cal defense forced seven turnovers and had 9.0 sacks against the Cougars with the sacks tied for the second-most by an FBS team in 2017 and the most by a Cal squad since 9.0 at Stanford in 2005.

Wilcox started the 2017 season 3-0 to become the third Cal head coach among the last eight to be victorious in their first three contests, joining Steve Mariucci (1995) and Jeff Tedford (2001). Wilcox and his staff have already helped Cal make dramatic improvements on defense with the Bears allowing only 28.4 points per game through the first seven contests of 2017 after giving up an average of 42.6 last year, a drop of 14.3 points per contest.

Wilcox returned to Berkeley after spending three seasons as the Bears' linebackers coach from 2003-05 in his first position as a full-time coach following two campaigns as a graduate assistant at Boise State (2001-02). Cal posted a 26-12 during his first stint in Berkeley with trips to the Insight, Holiday and Las Vegas bowls.

In his most recent position prior to his arrival at Cal, Wilcox helped Wisconsin to an 11-3 overall and a No. 9 ranking in the final Associated Press poll in addition to the Cotton Bowl win. The Badgers also won the Big Ten West Division with a 7-2 league mark.

At Wisconsin, Wilcox inherited a defense that had to replace five of 11 starters, and he produced one of the most effective units in the nation. The Badgers ranked among the country's top 10 in five key categories – rushing defense (No. 3, 98.8 ypg), third-down conversion defense (No. 4, 27.9%), scoring defense (No. 4, 15.6 ppg), total defense (No. 7, 301.4 ypg) and passing efficiency defense (No. 10, 106.91 rating) – despite facing a schedule that featured seven ranked opponents. Linebacker T.J. Watt was named a first-team All-American by ESPN.com and Sports Illustrated, as well as first-team All-Big Ten, while linebacker T.J. Edwards was selected the defensive MVP of the Cotton Bowl.

Wilcox boasts seven years of experience as a coach in the Pac-12, most recently as defensive coordinator at USC in 2014 and 2015. The Trojans won the Pac-12 South title in 2015 and made a second consecutive appearance in the Holiday Bowl, leading the Pac-12 in third-down conversion defense and scoring five defensive touchdowns (No. 3 NCAA). In 2014, USC's defense ranked among the nation's top 20 in turnover margin, red zone defense and third-down conversion defense.

Before going to USC, Wilcox served as Washington's defensive coordinator from 2012-13. In 2012, the Huskies ranked in the top 40 nationally in total defense, scoring defense and pass defense after finishing the previous campaign ranked lower than No. 105 in each category.

Washington's scoring defense jumped to No. 29 nationally in 2013, while its passing efficiency defense improved 60 spots to No. 27 nationally in 2012 and then was No. 10 in 2013 while leading the Pac-12. Its 41.0 sacks in 2013 were tied for No. 3 nationally. The Huskies played in the 2012 Las Vegas Bowl and 2013 Fight Hunger Bowl.

Wilcox also spent two seasons as Tennessee's defensive coordinator (2010-11) and four years as the defensive coordinator at Boise State (2006-09). The Broncos went 49-4 during his time at Boise State while leading the Western Athletic Conference in total defense and scoring defense each year.

In 2009, Wilcox guided Boise State to a No. 14 ranking in both total

defense and scoring defense and a No. 3 showing in turnover margin. The Broncos opened the season with a 19-8 win over eventual Pac-12 champion Oregon and closed it with a 17-10 victory over previously undefeated TCU in the Fiesta Bowl while winning its third Western Athletic Conference title in four seasons with Wilcox as defensive coordinator and fourth in his six seasons on the staff (2002, 2006, 2008, 2009).

Boise State's 2008 squad posted a 12-1 record with Wilcox's defense ranked third nationally in scoring, allowing just 12.6 ppg and holding eight of 13 opponents to 10 points or fewer.

The Broncos also led the WAC in rushing defense in both 2006 and 2007. Boise State was No. 8 nationally against the run during Wilcox's debut season as defensive coordinator, and his overall defensive scheme was instrumental in helping the 2006 squad to a 13-0 record and an overtime victory against Oklahoma in the Fiesta Bowl.

A 1999 graduate of Oregon with a bachelor's degree in anthropology, Wilcox is the son of Dave Wilcox, a Pro Football Hall of Fame linebacker who played for the San Francisco 49ers from 1964-74. His uncle John (Philadelphia Eagles, 1960) and brother Josh (New Orleans Saints, 1998-99) also played in the NFL.

As a student-athlete, Wilcox was a safety and cornerback at Oregon (1996-99), helping the Ducks to three bowl games (1997 Las Vegas Bowl, 1998 Aloha Bowl, 1999 Sun Bowl). In 1999, he was named second-team All-Pac-10 and earned Pac-10 All-Academic honors.

## JUSTIN WILCOX FILE

Birthdate	Nov. 12, 1976
Hometown	Junction City, Oregon
High School	Junction City HS
College	Oregon 1999, bachelor's degree in anthropology
Family	Single
All-Time Head Coaching Record	4-4
Head Coach Record at Cal (First Season)	4-4, 1-4 Pac-12

## COACHING HISTORY

Season	School	Coaching Position
2001	Boise State	Graduate Assistant
2002	Boise State	Graduate Assistant
2003	California	Linebackers
2004	California	Linebackers
2005	California	Linebackers
2006	Boise State	Defensive Coordinator
2007	Boise State	Defensive Coordinator
2008	Boise State	Defensive Coordinator
2009	Boise State	Defensive Coordinator
2010	Tennessee	Defensive Coordinator
2011	Tennessee	Defensive Coordinator
2012	Washington	Defensive Coordinator
2013	Washington	Defensive Coordinator
2014	USC	Defensive Coordinator
2015	USC	Defensive Coordinator
2016	Wisconsin	Defensive Coordinator/Inside Linebackers
2017	California	Head Coach





## BOWL HISTORY

*Season	School	Bowl Game
2002	Boise State	Humanitarian Bowl
2003	California	Insight Bowl
2004	California	Holiday Bowl
2005	California	Las Vegas Bowl
2006	Boise State	Fiesta Bowl
2007	Boise State	Hawai'i Bowl
2008	Boise State	Poinsettia Bowl
2009	Boise State	Fiesta Bowl
2010	Tennessee	Music City Bowl
2012	Washington	Las Vegas Bowl
2013	Washington	Fight Hunger Bowl
2014	USC	Holiday Bowl
2015	USC	Holiday Bowl
2016	Wisconsin	Cotton Bowl

\*Season in which bowl game was played



## CAL ASSISTANT COACHES

Beau Baldwin  
\*FieldTim DeRuyter  
\*BoothGerald Alexander  
\*FieldJerry Azzinaro  
\*FieldNicholas Edwards  
\*FieldSteve Greatwood  
\*fieldCharlie Ragle  
\*FieldMarques Tuiasosopo  
\*BoothTony Tuioti  
\*FieldTorre Becton  
\*Field

\*In-game Location

## FIRST-YEAR COACHING STAFF

- In addition to what Justin Wilcox accomplished last year at Wisconsin in producing the nationally-ranked seventh defensive unit, he established a coaching staff that has accrued a lot of experience and expertise. Wilcox is one of 23 new FBS head coaches in the nation this season.
- **Beau Baldwin (Offensive Coordinator):** Baldwin led Eastern Washington to a national FCS title and was named College Sporting News Coach of the Year in 2010, winning six Big Sky titles in his last eight seasons.
- **Tim DeRuyter (Defensive Coordinator):** DeRuyter's most recent tenure as the head coach at Fresno State got off to a strong start with the Bulldogs going 20-6 in his first two seasons, while winning at least a share of the Mountain West Conference title and qualifying for bowl games in each of his first three campaigns. DeRuyter has 27 seasons of collegiate coaching experience including 16 as a defensive coordinator or co-defensive coordinator.
- **Gerald Alexander (Defensive Backs):** Alexander spent the 2016 campaign coaching the secondary at Montana State, where he helped the Bobcats improve in both passing yards allowed per completion and passing efficiency defense. Alexander played at Boise State from 2003-06 including during Wilcox's first season as the Broncos' defensive coordinator (2006) before going to play for five seasons in the NFL (2007-11).
- **Jerry Azzinaro (Defensive Line):** Azzinaro has coached for 35 seasons at the collegiate and professional levels including the last four campaigns in the NFL with Philadelphia (2013-15) and San Francisco (2016). He was also the defensive line coach at Oregon for four seasons (2009-12).
- **Nicholas Edwards (Wide Receivers):** Edwards came with Baldwin from Eastern Washington after coaching four-time All-American wide receiver Cooper Kupp during his final three campaigns at EWU (2014-16). Kupp finished his collegiate career with 428 receptions, 6464 receiving yards and 73 touchdown catches over 52 career games, shattering many of Edwards' records and career marks.
- **Steve Greatwood (Offensive Line):** Greatwood has 37 seasons of collegiate coaching experience including 32 at his alma mater Oregon. During his second stint as the Ducks' offensive line coach he was the architect of the team's successful run game that claimed 10 consecutive conference rushing titles (2006-15), ranked in the top 10 in the nation eight times in the past decade, and established single-season school rushing records on four occasions over the last nine campaigns.
- **Charlie Ragle (Special Teams Coordinator/Tight Ends):** In his final season at Arizona in 2016, Ragle's unit ranked in the top 35 nationally in kickoff return defense for the third time in four seasons (34th, 19.17 ypr), and also did not allow a blocked kick or punt for the second straight campaign as one of only 10 teams to accomplish that feat.
- **Marques Tuiasosopo (Passing Game Coordinator/Quarterbacks/Recruiting Coordinator):** Tuiasosopo has deep ties to the West Coast as a collegiate quarterback at Washington and in the NFL with Oakland before moving on to coaching stints at his alma mater as well as UCLA and USC. Tuiasosopo was on staffs at Washington (2013) and USC (2014-15) that featured Wilcox as the defensive coordinator.
- **Tony Tuioti (Outside Linebackers):** During his one season at Michigan in 2016, Tuioti filled the role of the head of the recruiting department for a team that finished 10-3 overall and ranked No. 10 nationally. He played a critical role in developing the relationships for a satellite camp tour in the summer of 2016 that included American Samoa, Australia and Hawai'i among nearly 40 locations.
- **Torre Becton (Head Strength and Conditioning):** Becton has spent the last six seasons as a strength and conditioning coach in the Pac-12 at Washington (2011-15) and USC (2016). While at Washington, Becton played a significant role in developing the foundation for a 2016 squad that captured the Pac-12 title, reached the College Football Playoff semifinals and ended the season ranked No. 4 in the final AP Top 25 poll.



## THE LAST TIME

## Cal Team

Kickoff Return for TD	98, Trevor Davis at Washington State, Oct. 4, 2014
Punt Return for TD	69, Keenan Allen vs. Southern Utah, Sept. 8, 2012
Interception Return for TD	32, Cameron Goode vs. Ole Miss, Sept. 16, 2017
Fumble Return for TD	26, Gerran Brown vs. Washington State, Oct. 13, 2017
Scored 50+ Points	52, vs. Oregon, Oct. 21, 2016
Back-To-Back 50+ Points	55 vs. Air Force, Dec. 29, 2015/51 vs. Hawai'i, Aug. 26, 2016
Shutout at home	vs. Arizona, Oct. 1, 2005 (28-0)
Shutout at home (Pac-10)	vs. Arizona, Oct. 1, 2005 (28-0)
Shutout on road	at Arizona, Oct. 23, 2004 (38-0)
Shutout on road (Pac-10)	at Arizona, Oct. 23, 2004 (38-0)
Overtime Game	vs. Arizona, Oct. 21, 2017 (L, 44-45 2OT)
300+ yards rushing	311, vs. Oregon, Oct. 21, 2016
400+ yards rushing	431, vs. Washington, Dec. 6, 2008
<25 yards rushing	40, at Washington, Oct. 7, 2017
400+ yards passing	425, at Washington State, Nov. 12, 2016
500+ yards passing	522, at San Diego State, Sept. 10, 2016
<100 yards passing	92, vs. Washington, Nov. 27, 2010
500+ yards total offense	525, at Washington State, Nov. 12, 2016
600+ yards total offense	636, vs. Oregon, Oct. 21, 2016
<200 yards total offense	93, at Washington, Oct. 7, 2017
<150 yards total offense	93, at Washington, Oct. 7, 2017
Beat a Top 20 team at home	vs. No. 8/9 Washington State, Oct. 13, 2017 (37-3)
Beat a Top 15 team at home	vs. No. 8/9 Washington State, Oct. 13, 2017 (37-3)
Beat a Top 10 team at home	vs. No. 8/9 Washington State, Oct. 13, 2017 (37-3)
Beat a Top 5 team at home	vs. No. 3 USC, Sept. 27, 2003 (34-31, 3ot)
Beat a Top 20 team on the road	at No. 14 Stanford, Nov. 21, 2009 (34-28)
Beat a Top 15 team on the road	at No. 14 Stanford, Nov. 21, 2009 (34-28)
Beat a Top 10 team on the road	at No. 10 Indiana, Nov. 27, 1969 (17-14)
Beat a Top 5 team on the road	at No. 3 Stanford, Nov. 24, 1951 (20-7)
Forced 5 or more turnovers	7, vs. Washington State, Oct. 13, 2017
Forced 7 or more turnovers	7, vs. Washington State, Oct. 13, 2017
Had 4 or more interceptions	5, vs. Washington State, Oct. 13, 2017
Had 5 or more interceptions	5, vs. Washington State, Oct. 13, 2017
Had 0 TO	vs. Washington State, Oct. 13, 2017
Had 5 or more sacks	9, vs. Washington State, Oct. 13, 2017
Blocked 2+ punts	2, at Oregon, Nov. 7, 2015

## Cal Individual Rushing

Rushed for 200+ yards	311, Jahvid Best vs. Washington, Dec. 6, 2008
Two 100-yd rushers	Khalfani Muhammad/Tre Watson, vs. Oregon, Oct. 21, 2016
Had a run of 50+ yards	73, Patrick Laird, vs. Weber State, Sept. 9, 2017
Had a run of 75+ yards	81, Brendan Bigelow at Ohio State, Sept. 15, 2012
Had 30+ rushing attempts	30, Daniel Lasco at Oregon State, Nov. 1, 2014
Had 35+ rushing attempts	42, Shane Vereen at Stanford, Nov. 21, 2009
Had 40+ rushing attempts	42, Shane Vereen at Stanford, Nov. 21, 2009
Had 3+ TD rushes	3, Patrick Laird vs. Weber State, Sept. 9, 2017
Had 4+ TD rushes	5, Jahvid Best at Minnesota, Sept. 19, 2009
Had 5+ TD rushes	5, Jahvid Best at Minnesota, Sept. 19, 2009

## Cal Individual Passing

Passed for 350+ yards	363, Ross Bowers at North Carolina, Sept. 2, 2017
Passed for 400+ yards	425, Davis Webb at Washington State, Nov. 16, 2016
Passed for 500+ yards	522, Davis Webb at San Diego State, Sept. 10, 2016
Had 30+ completions	32, Davis Webb vs. UCLA, Nov. 26, 2016
Had 50+ attempts	50, Ross Bowers vs. USC, Sept. 23, 2017
Completed a pass of 50+ yards	75, Bowers to Noa, at Oregon, Sept. 30, 2017
Completed a pass of 75+ yards	75, Bowers to Noa, at Oregon, Sept. 30, 2017
Had 4+ TD passes	4, Ross Bowers at North Carolina, Sept. 2, 2017

## Cal Individual Receiving

Had 10+ receptions	10, Chad Hansen vs. UCLA, Nov. 26, 2016
Had 100+ yards receiving	126, Kanawai Noa at Oregon, Sept. 30, 2017
Had 150+ yards receiving	156, Vic Wharton III at North Carolina, Sept. 2, 2017
Had 3+ TD catches	3, Kenny Lawler vs. Air Force, Dec. 29, 2015

## Cal Individual Defense

Had 15+ tackles	16.0, Hardy Nickerson vs Arizona State, Nov. 28, 2015
Had 20+ tackles	22.0, Jerrott Willard vs. USC, Oct. 30, 1993
Had 2+ interceptions	2, Camryn Bynum vs. Washington State, Oct. 13, 2017
Had 5+ tackles for loss	5, Tully Banta-Cain vs. New Mexico State, Sept. 7, 2002
Had 4+ sacks	4.5, Tully Banta-Cain vs. New Mexico State, Sept. 7, 2002
Blocked a punt	Hamilton Anoa'i, at Oregon, Nov. 7, 2015
Blocked a field goal	Cameron Walker vs. Washington, Oct. 11, 2014
Blocked an extra point	Darius White at Texas, Sept. 19, 2015
Recorded a safety	Mustafa Jailil vs. USC, Nov. 13, 2014

## Cal Individual Miscellaneous

Scored 4+ TDs	4, Trevor Davis at Washington State, Oct. 4, 2014
Punted the ball 70+ yards	70, Cole Leininger vs. Northwestern, Aug. 31, 2013
Kicked a 50+ yard FG	52, Matt Anderson vs. Arizona, Oct. 21, 2017
Made 5+ FG	5, Matt Anderson vs. UCLA, Nov. 26, 2016
Returned a blkd FG for a TD	Zack Follett at Washington State, Sept. 6, 2008 (65 yards)
Returned PAT for a score	Wendell Hunter at Southern Miss, Dec. 6, 2004 (blocked kick)
Returned a blkd punt for a TD	Chris Conte vs. Arizona State, Oct. 23, 2010 (17 yards)
Made a game winning field goal	Matt Anderson vs. Arizona State, Nov. 28, 2015

## Opponent Team

Kickoff Return for TD	75, Kaleb Fossum, at Washington State, Nov. 12, 2016
Punt Return for TD	58, Charles Nelson vs. Oregon, Oct. 24, 2014
Interception Return for TD	28, Laiu Moeakiola at Arizona State, Sept. 24, 2016
Fumble Return for TD	100, Shaq Thompson vs. Washington, Oct. 11, 2014
Scored 50+ Points	56, at Washington State, Nov. 12, 2016
Shutout by at home	vs. Arizona State, Sept. 25, 1982 (15-0)
Shutout by at home (Pac-10)	vs. Arizona State, Sept. 25, 1982 (15-0)
Shutout by on road	at Nebraska, Sept. 11, 1999 (45-0)
Shutout by on road (Pac-10)	at USC, Oct. 22, 1994 (61-0)
Rushed for 300+ yards	345, vs. Arizona, Oct. 21, 2017
Rushed for <25 yards	23, vs. Washington State, Oct. 13, 2017
Passed for 300+ yards	363, vs. Ole Miss, Sept. 16, 2017
Passed for 400+ yards	431, vs. Weber State, Sept. 9, 2017
Passed for <100 yards	85, at Oregon State, Oct. 8, 2016
Had 500+ yards total offense	511, vs. Arizona, Oct. 21, 2017
Had 600+ yards total offense	654, at Washington State, Nov. 12, 2016
Had <200 yards total offense	178, vs. Utah, Oct. 22, 2011
Had <150 yards total offense	48, vs. Presbyterian, Sept. 17, 2011
Forced 4 or more turnovers	6, vs. USC, Sept. 23, 2017
Forced 5 or more turnovers	6, vs. USC, Sept. 23, 2017
Had 4 or more interceptions	4, vs. USC, Sept. 23, 2017
Had 5 or more interceptions	5, at Utah, Oct. 10, 2015
Had 0 TO	vs. Stanford, Nov. 19, 2016

## Opponent Individual Rushing

Rushed for 200+ yards	284, Christian McCaffrey, vs. Stanford, Nov. 19, 2016
Had a run of 50+ yards	76, Khalil Tate, vs. Arizona, Sept. 21, 2017
Had a run of 75+ yards	76, Khalil Tate, vs. Arizona, Sept. 21, 2017
Had 30+ rushing attempts	31, Christian McCaffrey, vs. Stanford, Nov. 19, 2016
Had 35+ rushing attempts	42, Yvenson Bernard, vs. Oregon State, Oct. 15, 2005
Had 40+ rushing attempts	42, Yvenson Bernard, vs. Oregon State, Oct. 15, 2005

## Opponent Individual Passing

Passed for 350+ yards	363, Shea Patterson. vs. Ole Miss, Sept. 16, 2017
Passed for 400+ yards	431, Stefan Cantwell. vs. Weber State, Sept. 9, 2017
Had 30+ completions	36, Luke Falk. at Washington State, Nov. 12, 2016
Had 50+ attempts	50, Luke Falk. at Washington State, Nov. 12, 2016
Comp. a pass of 50+ yards	56, Tate to Brown, vs. Arizona, Oct. 21, 2017
Comp. a pass of 75+ yards	83, Stewart to Lesler, vs. BYU, Nov. 29, 2014
Had 4+ TD passes	5, Luke Falk. at Washington State, Nov. 12, 2016

## Opponent Individual Receiving

Had 10+ receptions	10, Dante Pettis at Washington, Oct. 7, 2017
Had 100+ yards receiving	121, Hunter Bryant at Washington, Oct. 7, 2017
Had 150+ yards receiving	208, John Ross vs. Washington, Nov. 5, 2016
Had 200+ yards receiving	208, John Ross vs. Washington, Nov. 5, 2016
Had 3+ TD catches	3, River Cracraft at Washington State, Nov. 12, 2016

## Opponent Individual Defense

Had 15+ tackles	15, Colin Schooler, vs. Arizona, Oct. 21, 2017
Had 20+ tackles	20, Chester Burnett, vs. Arizona, Nov. 2, 1996 (4ot)
Had 2+ interceptions	2, Jack Jones, vs. USC, Sept. 23, 2017
Had 5+ tackles for loss	5.0, Eric Manning, at Oregon State, Oct. 26, 2002
Had 4+ sacks	4.5, Derrick Rodgers, at Arizona State, Nov. 9, 1996
Blocked a punt	Brandon Jones, vs. Texas, Sept. 17, 2016
Blocked a field goal	Brian Blechen, vs. Utah, Oct. 22, 2011
Blocked an extra point	McKay Murphy vs. Weber State, Sept. 9, 2017
Recorded a safety	Team, vs. Texas, Sept. 17, 2016

## Opponent Individual Miscellaneous

Scored 4+ touchdowns	4, Reymound Wright, vs Stanford, Nov. 22, 2014
Punted the ball 60+ yards	73, Matt Haack, vs Arizona State, Nov. 28, 2015
Kicked a 50+ yard field goal	50, Trent Dominique, vs. Texas, Sept. 17, 2016
Made 3+ field goals	3, Chase McGrath, vs. USC, Sept. 23, 2017
Returned a blkd FG for a TD	Brandon Chillar, at UCLA, Oct. 18, 2003 (65 yards)
Returned a PAT for a score	Corey Ivy, vs. Oklahoma, Sept. 20, 1997 (blocked kick)
Returned a blkd punt for a TD	Josh Shaw, vs. USC, Nov. 9, 2013 (14 yards)

## ACTIVE PLAYERS IN CAL RECORD BOOK

## SCORING - CAREER

1. Doug Brien (1991-93) .....	288
2. <b>Matt Anderson (2013-present)</b> .....	<b>280</b>

## SCORING - SEASON

1. Duke Morrison 1922 .....	131
2. <b>Matt Anderson 2016</b> .....	<b>117</b>

## FIELD GOALS MADE - CAREER

1. Doug Brien (1991-93) .....	56
2. <b>Matt Anderson (2013-present)</b> .....	<b>51</b>

## EXTRA POINTS MADE - CAREER

1. Tom Schneider (2004-06) .....	158
2. <b>Matt Anderson (2013-present)</b> .....	<b>127</b>

## RUSHING TOUCHDOWNS - CAREER

1. Russell White (1990-92) .....	35
2. Chuck Muncie (1973-75) .....	32
3. Shane Vereen (2008-10) .....	29
Jahvid Best (2007-09) .....	29
Marshawn Lynch (2004-06) .....	29
6. Justin Forsett (2004-07) .....	26
7. Paul Jones (1975, 77-79) .....	22
Lindsey Chapman (1991-93) .....	22
9. J.J. Arrington (2003-04) .....	20
10. Daniel Lasco (2011-15) .....	18
<b>Vic Enwere (2014-Present)</b> .....	<b>16</b>

## PUNTING - CAREER AVERAGE

1. Scott Tabor (1986-87) .....	44.0
2. <b>Dylan Klumph (2015-Present)</b> .....	<b>43.6</b>
3. Bryan Anger (2008-11) .....	43.5

## PUNTING - SEASON AVERAGE

1. Bryan Anger 2010 .....	45.6
2. Scott Tabor 1987 .....	45.3
3. Ryan Longwell* 1996 .....	45.2
4. Nick Harris 1999 .....	44.6
5. Bryan Anger 2011 .....	44.2
6. Robbie Keen 1989 .....	43.5
7. Bryan Anger 2008 .....	43.1
8. <b>Dylan Klumph 2017</b> .....	<b>42.9</b>
Cole Leininger 2013 .....	42.9
<b>Dylan Klumph 2017</b> .....	<b>42.0</b>

## PASS BREAKUPS - CAREER

1. Syd'Quan Thompson (2006-09) .....	36
2. Chidi Iwuoma (1997-2000) .....	35
3. Harrison Smith (2002-05) .....	32
4. Daymeion Hughes (2003-06) .....	29
5. Jemeel Powell (1999-2002) .....	27
6. Steve Williams (2010-12) .....	25
Darian Hagan (2007-10) .....	25
Donnie McCleskey (2002-05) .....	25
John Hardy (1986-90) .....	25
10. Josh Hill (2008-12) .....	24
<b>Darius Allensworth (2014-present)</b> .....	<b>22</b>

## BROADCAST BIOS

Complete player biographies including links to career stats and game-by-game stats for each season can be found by clicking on a player's name on the football roster page at CalBears.com. Full career stats for and individual game logs for all members of the 2017 Cal football team can also be found on each player's bio and by visiting the sidebar of the football page at CalBears.com.

**#2 DARIUS ALLENSWORTH - SR. CB, 6-0, 195**

**North Carolina:** 1 Tackle  
**Weber State:** Participation  
**Ole Miss:** 2 Tackles  
**USC:** 1 Tackle  
**Oregon:** 3 Tackles  
**Washington:** 3 Tackles, 1 FR TD  
**Washington State:** 4 Tackles, 1.0 Sack, 1.0 TFL, 1 FF, 1 PBU  
**Arizona:** 2 Tackles  
**Season Totals:** 8 GP, 2 GS, 16 Tackles, 1.0 Sack, 1.0 TFL, 1 FF, 1 PBU  
**Career Totals:** 41 GP, 21 GS, 101 Tackles, 22 PBU, 4.5 TFL, 3 FF, 2 INT, 2.0 Sack, 1 FR TD

**CAREER GAME HIGHS**

**Tackles:** 10 (vs. San Diego State, 2015)  
**TFL:** 1.0 (4x, last vs. Washington State, 2017)  
**Sacks:** 1.0 (2x, last vs. Washington State, 2017)  
**PBU:** 4 (2x, last vs. Oregon State, 2015)  
**INT:** 1 (vs. Grambling State, 2015)  
**FF:** 1 (3x, last vs. Washington State, 2017)  
**FR:** 1 (at Washington, 2017)  
**Points:** 6 (at Washington, 2017)

**SEASON GAME HIGHS**

**Tackles:** 4 (vs. Washington State)  
**Sacks:** 1.0 (at Washington)  
**TFL:** 1.0 (vs. Washington State)  
**FF:** 1 (vs. Washington State)  
**PBU:** 1 (vs. Washington State)  
**FR:** 1 (at Washington)  
**Points:** 6 (at Washington, 2017)

**#9 MATT ANDERSON - SR. PK, 6-0, 195**

**North Carolina:** 0-1 FG, 5-5 XP, 4 KO 64.5 Avg, 1 TB  
**Weber State:** 2-2 FG, 4-5 XP, 4 KO, 61.2 Avg, 1 TB  
**Ole Miss:** 2-4 FG, 41 Long, 3-3 XP  
**USC:** 2-3 FG, 36 Long, 2-2 XP  
**Oregon:** 1-1 FG, 36 Long, 3-3 XP  
**Washington:** 0-1 FG, 1-1 XP, 1 KO, 65 Yards  
**Washington State:** 3-3 FG, 48 Long, 4-4 XP  
**Arizona:** 1-1 FG, 52 Long, 5-5 XP, 1 KO, 36 Yards  
**Season Totals:** 60 Points, 11-16 FG, 52 Long, 26-27 XP, 11 KO 56.3 Avg, 2 TB  
**Career Totals:** 280 Points, 51-63 FG, 52 Long, 127-130 XP, 98 KO 56.0 Avg, 17 TB

**CAREER GAME HIGHS**

**FGs Made:** 5 (vs. UCLA, 2016)  
**FGs Att:** 5 (vs. UCLA, 2016)  
**Long FG:** 52 (vs. Arizona, 2017)  
**PATs Made:** 7 (2x, last vs. Air Force, 2015)  
**Kickoffs:** 10 (2x, last vs. Air Force, 2015)  
**KO Avg:** 65.0 (at UCLA, 2015)  
**Touchbacks:** 3 (3x, last at UCLA, 2015)

**SEASON GAME HIGHS**

**FGs Made:** 3 (vs. Washington State)  
**FGs Att:** 4 (vs. Ole Miss)  
**Long FG:** 52 (vs. Arizona)  
**PATs Made:** 5 (2x, last vs. Arizona)  
**Kickoffs:** 4 (2x, last vs. Weber State)  
**KO Avg:** 64.5 (at North Carolina)  
**Touchbacks:** 1 (2x, last vs. Weber State)

**#11 HAMILTON ANOAI'I - SR. ILB, 6-2, 255**

**North Carolina:** Participation  
**Weber State:** Participation  
**Ole Miss:** 3 Tackles, 1 Sack, 1.0 TFL  
**USC:** 1 Tackle, 0.5 TFL, PBU  
**Oregon:** 2 Tackles  
**Washington:** 1 Tackle  
**Washington State:** 1 Tackle  
**Arizona:** Participation  
**Season Totals:** 8 GP, 8 Tackles, 1 Sack, 1.0 TFL  
**Career Totals:** 34 GP, 35 Tackles, 3.0 TFL, 2.0 Sack, 1 PBU, 1 Blocked Kick

**CAREER GAME HIGHS**

**Tackles:** 4 (vs. Stanford, 2016)  
**TFL:** 1.0 (3x, last Ole Miss, 2017)  
**Sacks:** 1.0 (2x, last vs. Ole Miss, 2017)  
**PBU:** 1 (vs. Oregon, 2014)  
**Blocked Kicks:** 1 (at Oregon, 2015)

**SEASON GAME HIGHS**

**Tackles:** 3 (vs. Ole Miss)  
**Sacks:** 1 (vs. Ole Miss)  
**TFL:** 1 (vs. Ole Miss)

**#22 TRAVEON BECK - SO. CB, 5-9, 160**

**North Carolina:** 1 Tackle, 1 KR, 17 Yards  
**Weber State:** 1 Tackle  
**Ole Miss:** 4 Tackles  
**USC:** 2 Tackles, 1 PBU, 0.5 TFL  
**Oregon:** Participation  
**Washington:** 3 Tackles  
**Washington State:** 3 Tackles  
**Arizona:** Participation  
**Season Totals:** 8 GP, 13 Tackles, 1 PBU, 0.5 TFL, 1 KR, 17 Yards  
**Career Totals:** 16 GP, 22 Tackles, 1 PBU, 0.5 TFL

**CAREER GAME HIGHS**

**Tackles:** 4 (vs. Ole Miss, 2017)  
**KR:** 1 (at North Carolina, 2017)  
**KR Return Yards:** 17 (at North Carolina, 2017)  
**TFL:** 0.5 (vs. USC, 2017)  
**PBU:** 1 (vs. USC, 2017)

**SEASON GAME HIGHS**

**Tackles:** 4 (vs. Ole Miss)  
**PBU:** 1 (vs. USC)  
**TFL:** 0.5 (vs. USC)  
**KR:** 1 (at North Carolina)  
**KR Return Yards:** 17 (at North Carolina)

**#93 LUC BEQUETTE - SO. NG, 6-2, 290**

**North Carolina:** 5 Tackles, 0.5 TFL, 0.5 Sack  
**Weber State:** 1 Tackle  
**Ole Miss:** 1 Tackle  
**USC:** 4 Tackles, 1 FR  
**Oregon:** 3 Tackles  
**Washington:** 3 Tackles  
**Washington State:** 3 Tackles, 1.5 Sacks, 1.5 TFL  
**Arizona:** 1 Tackles  
**Season Totals:** 8 GP, 8 GS, 21 Tackles, 2.0 TFL, 2.0 Sack, 1 FR  
**Career Totals:** 12 GP, 8 GS, 23 Tackles, 2.0 TFL, 2.0 Sack, 1 FR

**CAREER GAME HIGHS**

**Tackles:** 5 (at North Carolina, 2017)  
**TFL:** 1.5 (vs. Washington State, 2017)  
**Sacks:** 1.5 (vs. Washington State, 2017)  
**FR:** 1 (vs. USC, 2017)

**SEASON GAME HIGHS**

**Tackles:** 5 (at North Carolina)  
**TFL:** 1.5 (vs. Washington State)  
**Sacks:** 1.5 (vs. Washington State)  
**FR:** 1 (vs. USC)

**BROADCAST BIOS****#3 ROSS BOWERS - SO. QB, 6-2, 200**

North Carolina: 24-38-2, 4 TDs, 363 Pass Yards, 67 Long, 4 Rush, 4 Rush Yards  
 Weber State: 20-28-0, 200 Pass Yards, 33 Long, 7 Rush, -30 Yards  
 Ole Miss: 24-47-2, 1 TD, 236 Pass Yards, 28 Long, 4 Rush, 11 Yards  
 USC: 22-50-4, 1 TD, 303 Pass Yards, 38 Long, 3 Rush, -20 Yards  
 Oregon: 23-41-0, 255 Pass Yards, 75TD Long, 3 TDs, 9 Rush, -32 Yards  
 Washington: 11-18-0, 80 Pass Yards, 14 Long, 9 Rush, -41 Yards  
 Washington State: 21-38-0, 259 Pass Yards, 33 Long, 1 TD, 3 Rush, -9 Yards, 1 TD, 7 Long  
 Arizona: 29-49-2, 301 Pass Yards, 2 TD, 36 Long, 5 Rush, 11 Yards, 1 TD, 11 Long  
 Season Totals: 8 GP, 8 GS, 174-309-10, 12 TDs, 1997 Pass Yards, 75TD Long, 2 Rush TD  
 Career Totals: 9 GP, 8 GS, 174-309-10, 12 TDs, 1997 Pass Yards, 75TD Long, 2 Rush TD

**CAREER GAME HIGHS**

Att: 50 (vs. USC, 2017)  
 Comp: 29 (vs. Arizona, 2017)  
 Pass Yards: 363 (at North Carolina, 2017)  
 Pass TDs: 4 (at North Carolina, 2017)  
 Long Pass: 75 (at Oregon, 2017)  
 Tot. Offense: 367 (at North Carolina, 2017)  
 Rushes: 9 (at Oregon, 2017)  
 Rush Yards: 11 (2x, last vs. Arizona, 2017)  
 Rush TDs: 1 (2x, last vs. Arizona, 2017)

**SEASON GAME HIGHS**

Att: 50 (vs. USC)  
 Comp: 29 (vs. Arizona)  
 Pass Yards: 363 (at North Carolina)  
 Pass TDs: 4 (at North Carolina)  
 Long Pass: 75 (at Oregon)  
 Tot. Offense: 367 (at North Carolina)  
 Rushes: 9 (2x, last at Washington)  
 Rush Yards: 11 (2x, last vs. Arizona)  
 Rush TDs: 1 (2x, vs. Arizona)

**#4 DERRON BROWN - JR. S, 6-1, 205**

North Carolina: 1 Tackle, 1 INT  
 Weber State: 3 Tackles  
 Ole Miss: Participation  
 USC: 5 Tackles  
 Oregon: 4 Tackles  
 Washington: 5 Tackles, 1 PBU  
 Washington State: 1 PBU  
 Arizona: Participation  
 Season Totals: 8 GP, 1 GS, 18 Tackles, 1 INT, 2 PBU  
 Career Totals: 20 GP, 1 GS, 29 Tackles, 2 FF, 1 INT, 2 PBU

**CAREER GAME HIGHS**

Tackles: 5 (2x, last at Washington, 2017)  
 FF: 1 (twice, last vs. Hawai'i, 2016)  
 INT: 1 (at North Carolina, 2017)  
 PBU: 1 (2x, last vs. Washington State, 2017)

**SEASON GAME HIGHS**

Tackles: 5 (2x, last at Washington)  
 INT: 1 (at North Carolina)  
 PBU: 1 (2x, last vs. Washington State)

**#41 GERRAN BROWN - SO. ILB, 6-2, 220**

North Carolina: 7 Tackles  
 Weber State: 2 Tackles  
 Ole Miss: Participation  
 USC: 2 Tackles  
 Oregon: 4 Tackles  
 Washington: 5 Tackles  
 Washington State: 5 Tackles, 1.0 Sack, 1.0 TFL, 1 FRTD  
 Arizona: 10 Tackles,  
 Season Totals: 8 GP, 1 GS, 35 Tackles, 1.0 Sack, 1.0 TFL, 1 FRTD  
 Career Totals: 8 GP, 1 GS, 35 Tackles, 1.0 Sack, 1.0 TFL, 1 FRTD

**CAREER GAME HIGHS**

Tackles: 10 (vs. Arizona, 2017)  
 Sacks: 1.0 (vs. Washington State, 2017)  
 TFL: 1.0 (vs. Washington State, 2017)  
 FR: 1 (vs. Washington State, 2017)  
 Points: 6 (vs. Washington State, 2017)

**SEASON GAME HIGHS**

Tackles: 10 (vs. Arizona)  
 Sacks: 1.0 (vs. Washington State)  
 TFL: 1.0 (vs. Washington State)  
 FR: 1 (vs. Washington State)  
 Points: 6 (vs. Washington State)

**#24 CAMRYN BYNUM - FR. CB, 6-0, 180**

North Carolina: 7 Tackles, 0.5 Sack, 0.5 TFL, 1 PBU  
 Weber State: 8 Tackles  
 Ole Miss: 4 Tackles, 2 PBU  
 USC: 6 Tackles  
 Oregon: 7 Tackles  
 Washington: 5 Tackles  
 Washington State: 1 Tackle, 2 INT  
 Arizona: 2 Tackles  
 Season Totals: 8 GP, 8 GS, 40 Tackles, 0.5 Sack, 0.5 TFL, 3 PBU, 2 INT  
 Career Totals: 8 GP, 8 GS, 40 Tackles, 0.5 Sack, 0.5 TFL, 3 PBU, 2 INT

**CAREER GAME HIGHS**

Tackles: 8 (vs. Weber State, 2017)  
 Sacks: 0.5 (at North Carolina, 2017)  
 TFL: 0.5 (at North Carolina, 2017)  
 PBU: 2 (vs. Ole Miss, 2017)  
 INT: 2 (vs. Washington State, 2017)

**SEASON GAME HIGHS**

Tackles: 8 (vs. Weber State)  
 Sacks: 0.5 (at North Carolina)  
 TFL: 0.5 (at North Carolina)  
 PBU: 2 (vs. Ole Miss)  
 INT: 2 (vs. Washington State)

**#27 ASHTYN DAVIS - SO. CB, 6-1, 195**

North Carolina: 1 Tackle, 2 KR, 33 Yards, 20 Long  
 Weber State: 2 KR, 29 Yards, 16 Long  
 Ole Miss: 4 KR, 77 Yards, 28 Long  
 USC: 4 KR, 112 Yards, 40 Long  
 Oregon: 7 KR, 168 Yards, 29 Long  
 Washington: 4 Tackles, 4 KR, 67 Yards, 24 Long  
 Washington State: 5 Tackles, 2 KR, 36 Yards, 25 Long  
 Arizona: 6 Tackles, 1 INT, 3 KR, 83 Yards, 44 Long  
 Season Totals: 8 GP, 2 GS, 19 Tackles, 1 INT, 28 KR, 605 Yards, 44 Long  
 Career Totals: 20 GP, 5 GS, 44 Tackles, 3 PBU, 1 INT, 1 FF, 28 KR, 605 Yards, 44 Long

**CAREER GAME HIGHS**

Tackles: 8 (at Washington, 2016)  
 PBU: 1 (3x, last at Stanford, 2016)  
 INT: 1 (vs. Arizona, 2017)  
 FF: 1 (at San Diego State, 2016)  
 KR: 7 (at Oregon, 2017)  
 KR Yards: 168 (at Oregon, 2017)  
 Long KR: 44 (vs. Arizona, 2017)

**SEASON GAME HIGHS**

Tackles: 6 (vs. Arizona)  
 INT: 1 (vs. Arizona)  
 KR: 7 (at Oregon)  
 KR Yards: 168 (at Oregon)  
 Long KR: 44 (vs. Arizona)

**#31 RAYMOND DAVISON III - SR. ILB, 6-2, 235**

North Carolina: 6 Tackles  
 Weber State: 11 Tackles, 1 Sack, 1 TFL, 2 FF  
 Ole Miss: 6 Tackles, 2 TFL, 2 PBU, 1 Sack  
 USC: 7 Tackles  
 Oregon: 7 Tackles  
 Washington: 2 Tackles, 1 PBU  
 Washington State: 4 Tackles, 1 INT  
 Arizona: 4 Tackles  
 Season Totals: 8 GP, 5 GS, 47 Tackles, 3.0 TFL, 2 Sacks, 3 PBU, 2 FF, 1 INT  
 Career Totals: 43 GP, 21 GS, 158 Tackles, 7 PBU, 6.0 TFL, 2 FF, 2 Sacks, 2 INT, 1 FR

**CAREER GAME HIGHS**

Tackles: 13 (vs. Texas, 2015)  
 TFL: 2.0 (vs. Ole Miss, 2017)  
 PBU: 2 (vs. Ole Miss, 2017)  
 INT: 1 (2x, last vs. Washington State 2017)  
 FR: 1 (vs. Sacramento State, 2014)  
 FF: 1 (vs. Weber State, 2017)  
 Sacks: 1 (2x, last vs. Ole Miss, 2017)

**SEASON GAME HIGHS**

Tackles: 11 (vs. Weber State)  
 Sacks 1 (2x, last vs. Ole Miss)  
 TFL 2.0 (vs. Ole Miss)  
 FF: 2 (vs. Weber State)  
 PBU: 2 (vs. Ole Miss)  
 INT: 1 (vs. Washington State)



## BROADCAST BIOS

**#20 JOSH DRAYDEN - SO. CB. 5-10.185**

North Carolina: Participation  
 Weber State: Participation  
 Ole Miss: 1 Tackle, 1 PBU  
 USC: 2 Tackles, 1 INT, 1 PBU  
 Oregon: 3 Tackles  
 Washington: 1 Tackle  
 Washington State: 1 Tackle  
 Arizona: 1 Tackle  
 Season Totals: 8 GP, 9 Tackles, 2 PBU, 1 INT  
 Career Totals: 8 GP, 9 Tackles, 2 PBU, 1 INT

**CAREER GAME HIGHS**

Tackles: 6 (vs. Utah, 2016)  
 PBU: 2 (vs. UCLA, 2016)  
 INT: 1 (vs. USC, 2017)

**SEASON GAME HIGHS**

Tackles: 3 (at Oregon)  
 PBU: 1 (2x, last vs. USC)  
 INT: 1 (vs. USC)

**#2 JORDAN DUNCAN - SO. WR. 6-1. 210**

North Carolina: 1 Rec, 20 yards, 1 TD  
 Weber State: Participation  
 Ole Miss: Participation  
 USC: 2 Rec, 18 yards, 13 Long  
 Oregon: Participation  
 Washington: 1 Rec, 11 Yards  
 Washington State: 1 Rec, 5 Yards  
 Arizona: 1 Rec, 18 Yards  
 Season Totals: 8 GP, 3 GS, 6 Rec, 72 Yards, 1 TD, 20 Long  
 Career Totals: 19 GP, 3 GS, 13 Rec, 93 Yards, 2 TDs, 20 Long

**CAREER GAME HIGHS**

Rec: 3 (vs. UCLA, 2016)  
 Rec Yards: 20 (at North Carolina, 2017)  
 Rec TDs: 1 (2x, last at North Carolina, 2017)  
 Long Rec: 20 (at North Carolina, 2017)  
 All-Purpose: 20 (at North Carolina, 2017)  
 Points: 6 (2x, last at North Carolina, 2017)

**SEASON GAME HIGHS**

Rec: 2 (vs. USC)  
 Rec Yards: 20 (at North Carolina)  
 Rec TDs: 1 (at North Carolina)  
 Long Rec: 20 (at North Carolina)  
 All-Purpose: 20 (at North Carolina)  
 Points: 6 (at North Carolina)

**#23 VIC ENWERE - SR. RB. 6-0. 245**

North Carolina: 17 Rush, 41 Yards, 1 TD, 1 Rec, 0 Rec Yards  
 Weber State: 5 Rush, -2 Yards, 1 Rec, 1 Yard  
 Ole Miss: 13 Rush, 75 Yards, 25 Long  
 USC: 8 Rush, 44 Yards, 23 Long, 1 TD  
 Oregon: 4 Rush, 1 Yard, 3 Long  
 Washington: 3 Rush, 17 Yards, 7 Long  
 Washington State: 22 Rush, 102 Yards, 26 Long, 1 TD, 2 Rec, 28 Yards, 19 Long  
 Arizona: 13 Rush, 29 Yards, 8 Long, 1 TD,  
 Season Totals: 8 GP, 1 GS, 86 Rush, 304 Yards, 26 Long, 4 TD, 4 Rec, 29 Rec Yards, 19 Long  
 Career Totals: 39 GP, 4 GS, 287 Rush, 1338 Yards, 16 TDs, 54 Long, 17 Rec, 88 Yards, 19 Long

**CAREER GAME HIGHS**

Rush: 23 (at Washington, 2015)  
 Rush Yards: 110 (vs. Texas, 2016)  
 Rush TDs: 2 (twice, last vs. Texas, 2016)  
 Long Rush: 54 (vs. Texas, 2016)  
 Rec: 2 (3x, last vs. Washington State, 2017)  
 Rec Yards: 19 (vs. Oregon State, 2015)  
 Long Rec: 19 (2x, last vs. Washington State, 2015)  
 All-Purpose: 130 (vs. Washington State, 2017)  
 Points: 12 (twice, last vs. Texas, 2016)

**SEASON GAME HIGHS**

Rush: 22 (vs. Washington State)  
 Rush Yards: 102 (vs. Washington State)  
 Rush TDs: 1 (4x, last vs. Arizona)  
 Long Rush: 26 (vs. Washington State)  
 Rec: 2 (vs. Washington State)  
 Rec Yards: 28 (vs. Washington State)  
 Long Rec: 19 (vs. Washington State)  
 All-Purpose: 130 (vs. Washington State)  
 Points: 6 (4x, last vs. Arizona)

**#18 MARLOSHAWN FRANKLIN JR. - SR. CB. 5-11. 185**

North Carolina: 5 Tackles, 1 PBU  
 Weber State: 3 Tackles 1 PBU  
 Ole Miss: Participation  
 USC: Participation  
 Oregon: Participation  
 Washington: Participation  
 Washington State: 2 Tackles  
 Arizona: 2 Tackles  
 Season Totals: 8 GP, 2 GS, 12 Tackles, 2 PBU  
 Career Totals: 20 GP, 14 GS, 58 Tackles, 10 PBU, 2.0 TFL, 1.0 Sack

**CAREER GAME HIGHS**

Tackles: 9 (vs. Texas, 2016)  
 PBU: 2 (vs. Oregon, 2016)  
 TFL: 1.0 (2x, last vs. Washington, 2016)  
 Sacks: 1.0 (vs. Texas, 2016)

**SEASON GAME HIGHS**

Tackles: 5 (at North Carolina)  
 PBU: 1 (2x, last vs. Weber State)

**#36 ALEX FUNCHES - JR. OLB. 6-2. 235**

North Carolina: 4 Tackles  
 Weber State: 3 Tackles, 1.0 TFL  
 Ole Miss: 5 Tackles, 1.0 TFL, 1.0 Sack  
 USC: 5 Tackles, 1.0 TFL, 1.0 Sack  
 Oregon: 2 Tackles, 2 TFL  
 Washington: 4 Tackles, 1.0 TFL  
 Washington State: 1 Tackle  
 Arizona: Participation  
 Season Totals: 8 GP, 5 GS, 24 Tackles, 6.0 TFL, 2.0 Sack  
 Career Totals: 8 GP, 5 GS, 24 Tackles, 6.0 TFL, 2.0 Sack

**CAREER GAME HIGHS**

Tackles: 5 (2x, last vs. USC, 2017)  
 TFL: 2.0 (at Oregon, 2017)  
 Sacks: 1.0 (2x, last vs. USC, 2017)

**SEASON GAME HIGHS**

Tackles: 5 (2x, last vs. USC)  
 TFL: 2.0 (at Oregon)  
 Sacks: 1.0 (2x, last vs. USC)

**#19 CAMERON GOODE - FR. OLB. 6-3. 220**

North Carolina: 7 Tackles  
 Weber State: 2 Tackles, 1 FF  
 Ole Miss: 2 Tackles, 1 INT, 1 PBU  
 USC: 6 Tackles, 1.0 TFL, 1 PBU  
 Oregon: 6 Tackles, 1 TFL  
 Washington: 5 Tackles  
 Washington State: 3 Tackles, 1.5 Sacks, 1.5 TFL, 1 PBU  
 Arizona: 9 Tackles, 2.0 TFL  
 Season Totals: 8 GP, 8 GS, 40 Tackles, 5.5 TFL, 3 PBU, 1.5 Sacks, 1 FF, 1 INT,  
 Career Totals: 8 GP, 8 GS, 40 Tackles, 5.5 TFL 3 PBU, 1.5 Sacks, 1 INT, 1 FF,

**CAREER GAME HIGHS**

Tackles: 9 (vs. Arizona, 2017)  
 FF: 1 (vs. Weber State, 2017)  
 INT: 1 (vs. Ole Miss, 2017)  
 PBU: 1 (3x, last vs. Washington State, 2017)  
 TFL: 2.0 (vs. Arizona, 2017)  
 Sacks: 1.5 (vs. Washington State, 2017)

**SEASON GAME HIGHS**

Tackles: 9 (vs. Arizona)  
 FF: 1 (vs. Weber State)  
 INT: 1 (vs. Ole Miss)  
 PBU: 1 (3x, last vs. Washington State)  
 TFL: 2.0 (vs. Arizona)  
 Sacks: 1.5 (vs. Washington State)

## BROADCAST BIOS

**#6 JAYLINN HAWKINS - SO, S, 6-2, 205 CHECK KR CAREER**

North Carolina: 3 Tackles  
 Weber State: DNP  
 Ole Miss: 8 Tackles, 1 INT  
 USC: 6 Tackles, 1.5 TFL  
 Oregon: 2 Tackles, 1 PBU  
 Washington: 4 Tackles, 2 KR, 38 Yards, 22 Long  
 Washington State: 4 Tackles, 1 FF  
 Arizona: 2 Tackles  
 Season Totals: 7 GP, 7 GS, 29 Tackles, 1.5 TFL, 1 INT, 1 PBU, 1 FF, 2 KR, 38 Yards, 22 Long  
 Career Totals: 20 GP, 10 GS, 58 Tackles, 2 PBU, 1.5 TFL, 1 INT, 1 FF, 2 KR, 38 Yards, 22 Long

**CAREER GAME HIGHS**

Tackles: 10 (vs. Stanford, 2016)  
 PBU: 1 (2x, last at Oregon, 2017)  
 INT: 1 (vs. Ole Miss, 2017)  
 TFL: 1.5 (vs. USC, 2017)  
 FF: 1 (vs. Washington State, 2017)  
 KR: 2 (at Washington, 2017)  
 KR Yards: 38 (at Washington, 2017)  
 Long KR: 22 (at Washington, 2017)

**SEASON GAME HIGHS**

Tackles: 8 (vs. Ole Miss)  
 INT: 1 (vs. Ole Miss)  
 TFL: 1.5 (vs. USC)  
 PBU: 1 (at Oregon)  
 FF: 1 (vs. Washington State)  
 KR: 2 (at Washington)  
 KR Yards: 38 (at Washington)  
 Long KR: 22 (at Washington)

**#3 ELIJAH HICKS - FR, CB, 5-11, 185**

North Carolina: 1 Tackle  
 Weber State: 2 Tackles  
 Ole Miss: 2 Tackles  
 USC: 4 Tackles, 1 PBU  
 Oregon: 3 Tackles  
 Washington: 4 Tackles  
 Washington State: 6 Tackles, 1.0 TFL  
 Arizona: Participation  
 Season Totals: 8 GP, 4 GS, 22 Tackles, 1 PBU, 1.0 TFL  
 Career Totals: 8 GP, 4 GS, 22 Tackles, 1 PBU, 1.0 TFL

**CAREER GAME HIGHS**

Tackles: 6 (vs. Washington State, 2017)  
 PBU: 1 (vs. USC, 2017)  
 TFL: 1 (vs. Washington State, 2017)

**SEASON GAME HIGHS**

Tackles: 6 (vs. Washington State)  
 PBU: 1 (vs. USC)  
 TFL: 1 (vs. Washington State)

**#42 DYLAN KLUMPH - JR, P, 6-2, 235**

North Carolina: 4 Punts, 46.2 Avg, 57 Long, 1 +50 Yards  
 Weber State: 3 Punts, 44.7 Avg, 51 Long, 1 I-20, 1 +50 Yards  
 Ole Miss: 5 Punts, 45.8 Avg., 52 Long, 1 +50 Yards  
 USC: 2 Punts, 43.5 Avg., 51 Long, 1 +50 Yards  
 Oregon: 7 Punts, 41.3 Avg., 53 Long, 3 I-20, 1 +50 Yards  
 Washington: 5 Punts, 38.8 Avg., 51 Long  
 Washington State: 6 Punts, 42.3 Avg., 48 Long, 2 I-20  
 Arizona: 3 Punts, 32.3 Avg., 38 Long  
 Season Totals: 35 Punts, 42.0 Avg, 57 Long, 6 I-20, 5 + 50 Yards  
 Career Totals: 85 Punts, 43.6 Avg, 64 Long, 25 I-20, 21 +50 Yards

**CAREER GAME HIGHS**

Punts: 7 (2x, last at Oregon, 2017)  
 Punt Avg: 49.7 (vs. Washington, 2016)  
 Long Punt: 64 (vs. Texas, 2016)  
 I-20 Punts: 4 (vs. Washington, 2016)

**SEASON GAME HIGHS**

Punts: 7 (at Oregon)  
 Punt Avg: 46.2 (at North Carolina)  
 Long Punt: 57 (at North Carolina)  
 I-20 Punts: 3 (at Oregon)

**#59 JORDAN KUNASZYK - JR, ILB, 6-3, 240**

North Carolina: Participation  
 Weber State: DNP  
 Ole Miss: DNP  
 USC: DNP  
 Oregon: 9 Tackles, INT  
 Washington: 3 Tackles  
 Washington State: 11 Tackles, 2.5 Sacks, 2.5 TFL, 1 INT, 1 FF  
 Arizona: 14 Tackles, 2.0 TFL  
 Season Totals: 5 GP, 1 GS, 37 Tackles, 4.5 TFL, 2.5 Sacks, 2 INT, 1 FF  
 Career Totals: 17 GP, 1 GS, 88 Tackles, 5.5 TFL, 3 INT, 2.5 Sacks, 1 FF

**CAREER GAME HIGHS**

Tackles: 14 (vs. Arizona, 2017)  
 TFL: 2.5 (2x, last vs. Washington, 2016)  
 INT: 1 (3x, last vs. Washington State, 2017)  
 Sacks: 2.5 (vs. Washington State, 2017)  
 FF: 1 (vs. Washington State, 2017)

**SEASON GAME HIGHS**

Tackles: 14 (vs. Arizona)  
 INT: 1 (2x, last vs. Washington State)  
 TFL: 2.5 (vs. Washington State)  
 Sacks: 2.5 (vs. Washington State)  
 FF: 1 (vs. Washington State)

**#28 PATRICK LAIRD - JR, RB, 6-0, 200**

North Carolina: 3 Rush, 9 Yards, 2 Rec, 59 Yards, 54TD Long, 1 TD  
 Weber State: 12 Rush, 191 Yards, 3 TD, 73 Long, 1 Rec, 7 Yards  
 Ole Miss: 22 Rush, 78 Yards, 14 Long, 1 TD, 5 Rec, 28 Yards, 20 Long  
 USC: 15 Rush, 82 Yards, 20 Long, 3 Rec, 4 Yards, 5 Long  
 Oregon: 11 Rush, 28 Yards, 7 Long, 5 Rec, 23 Yards, 24 Long  
 Washington: 2 Rush, 12 Yards, 9 Long, 5 Rec, 28 Yards, 8 Long  
 Washington State: DNP  
 Arizona: 28 Rush, 130 Yards, 18 Long, 2 TD, 5 Rec, 42 Yards, 15 Long  
 Season Totals: 7 GP, 4 GS, 93 Rush, 530 Yards, 6 TD, 73 Long, 26 Rec, 191 Yards, 54TD Long, 1 TD  
 Career Totals: 24 GP, 4 GS, 104 Rush, 595 Yards, 73TD Long, 7 TD, 29 Rec, 189 Yards, 54TD Long, 1 TD

**CAREER GAME HIGHS**

Rush: 28 (vs. Arizona, 2017)  
 Rush Yards: 191 (vs. Weber State, 2017)  
 Rush TDs: 3 (vs. Weber State, 2017)  
 Long Rush: 73 (vs. Weber State, 2017)  
 Rec: 5 (4x, last vs. Arizona, 2017)  
 Rec Yards: 59 (at North Carolina, 2017)  
 Long Rec: 54 (at North Carolina, 2017)  
 Rec TDs: 1 (at North Carolina, 2017)  
 All-Purpose: 198 (vs. Weber State, 2017)  
 Points: 18 (vs. Weber State, 2017)

**SEASON GAME HIGHS**

Rush: 28 (vs. Arizona)  
 Rush Yards: 191 (vs. Weber State)  
 Long Rush: 73 (vs. Weber State)  
 Rush TDs: 3 (vs. Weber State)  
 Rec: 5 (4x, last vs. Arizona)  
 Rec Yards: 59 (at North Carolina)  
 Long Rec: 54 (at North Carolina)  
 Rec TDs: 1 (at North Carolina)  
 All-Purpose: 198 (vs. Weber State)  
 Points: 18 (vs. Weber State)

**#9 JAMES LOONEY - SR, DE, 6-3, 280**

North Carolina: 4 Tackles, 0.5 Sack, 1.0 TFL  
 Weber State: 5 Tackles, 1 TFL, 1 FR  
 Ole Miss: 1 Tackle  
 USC: 4 Tackles, 0.5 TFL  
 Oregon: 3 Tackles  
 Washington: 4 Tackles, 1.0 TFL, FF  
 Washington State: 4 Tackles, 2.0 TFL, 1.5 Sacks  
 Arizona: 6 Tackles, 1.0 TFL  
 Season Totals: 8 GP, 8 GS, 31 Tackles, 6.5 TFL, 2.0 Sack, 1 FR, 1 FF  
 Career Totals: 32 GP, 31 GS, 120 Tackles, 17.5 TFL, 6.5 Sacks, 3 FR, 2 FF, 1 PBU

**CAREER GAME HIGHS**

Tackles: 9 (vs. Texas, 2016)  
 TFL: 2.0 (2x, last vs. Washington State, 2017)  
 Sacks: 1.5 (vs. Washington State, 2017)  
 FR: 1 (3x, last vs. Weber State, 2017)  
 FF: 1 (2x, last at Washington, 2017)  
 PBU: 1 (2x, last vs. Oregon, 2016)

**SEASON GAME HIGHS**

Tackles: 6 (vs. Arizona)  
 TFL: 2.0 (vs. Washington State)  
 Sacks: 1.5 (vs. Washington State)  
 FR: 1 (vs. Weber State)  
 FF: 1 (at Washington)

## BROADCAST BIOS

**#99 MALIK MCMORRIS - JR. FB, 5-11, 285**

North Carolina: 1 Rec, 18 Yards  
 Weber State: 1 Rec, 5 yards  
 Ole Miss: Participation  
 USC: 2 Rush, 4 Yards, 4 Long  
 Oregon: Participation  
 Washington: Participation  
 Washington State: Participation  
 Arizona: 1 Rush, 2 Yards, 2 Rec, 17 Yards, 9 Long, 1 TD  
 Season Totals: 8 GP, 6 GS, 3 Rush, 6 Yards, 4 Rec, 40 Yards, 18 Long, 1 TD  
 Career Totals: 33 GP, 10 GS, 5 Rush, 10 Yards, 1 TD, 7 Rec, 77 Yards, 20 Long, 2 TD

**CAREER GAME HIGHS**

Rush: 2 (2x, last vs. USC, 2017)  
 Rush Yards: 8 (vs. Oregon State, 2015)  
 Rush TDs: 1 (vs. UCLA, 2016)  
 Long Rush: 6 (vs. Oregon State, 2015)  
 Rec: 2 (2x, last vs. Arizona, 2017)  
 Rec Yards: 26 (vs. Stanford, 2016)  
 Rec TDs: 1 (2x, last vs. Arizona, 2017)  
 Long Rec: 20 (vs. Stanford, 2016)  
 Points: 6 (3x, last vs. Arizona, 2017)

**SEASON GAME HIGHS**

Rec: 2 (vs. Arizona)  
 Rec Yards: 18 (at North Carolina)  
 Long Rec: 9 (vs. Arizona)  
 Rec TD: 1 (vs. Arizona)  
 Rush: 2 (vs. USC)  
 Rush Yards: 4 (vs. USC)  
 Long Rush: 4 (vs. USC)

**#97 TONY MEKARI - SR. NG, 6-1, 290**

North Carolina: 2 Tackles, 1 TFL, 1 FR  
 Weber State: 6 Tackles, 1 TFL  
 Ole Miss: 2 Tackles  
 USC: Participation  
 Oregon: 2 Tackles  
 Washington: 1 Tackle  
 Washington State: 2 Tackles  
 Arizona: 2 Tackles  
 Season Totals: 8 GP, 8 GS, 17 Tackles, 2 TFL, 1 FR  
 Career Totals: 44 GP, 29 GS, 83 Tackles, 8.5 TFL, 2.0 Sacks, 1 PBU, 1 FR

**CAREER GAME HIGHS**

Tackles: 9 (vs. Stanford, 2016)  
 TFL: 1.0 (8x, last vs. Weber State, 2017)  
 Sacks: 1.0 (2x, last vs. UCLA, 2016)  
 PBU: 1 (at UCLA, 2015)  
 FR: 1 (at North Carolina, 2017)

**SEASON GAME HIGHS**

Tackles: 6 (vs. Weber State)  
 TFL: 1 (2x, last vs. Weber State)  
 FR: 1 (at North Carolina)

**#9 KANAWAI NOA - SO. WR, 6-0, 185**

North Carolina: 2 Rec, 28 Yards, 14 Long  
 Weber State: 3 Rec, 28 Yard, 16 Long  
 Ole Miss: 6 Rec, 81 Yards, 28 Long  
 USC: 6 Rec, 110 Yards, 38 Long  
 Oregon: 7 Rec, 126 Yards, 75TD Long, 1 TD  
 Washington: DNP  
 Washington State: 6 Rec, 95 Yards, 27 Long  
 Arizona: 6 Rec, 79 Yards, 19 Long, 1 TD  
 Season Totals: 7 GP, 6 GS, 36 Rec, 547 Yards, 2 TD, 75TD Long  
 Career Totals: 23 GP, 7 GS, 46 Rec, 657 Yards, 2 TD, 75TD Long

**CAREER GAME HIGHS**

Rec: 7 (at Oregon, 2017)  
 Rec Yards: 126 (at Oregon, 2017)  
 Long Rec: 75 (at Oregon, 2017)  
 All-Purpose: 126 (at Oregon, 2017)  
 TDs: 1 (2x, last vs. Arizona, 2017)  
 Points: 6 (2x, last vs. Arizona, 2017)  
 KR: 3 (vs. Arizona State, 2015)  
 KR Return Yards: 72 (vs. Arizona State, 2015)  
 Long KR: 30 (vs. Arizona State, 2015)  
 PR: 1 (4x, last vs. Arizona State, 2015)  
 PR Return Yards: 13 (at Stanford, 2015)

**SEASON GAME HIGHS**

Rec: 7 (at Oregon)  
 Rec Yards: 126 (at Oregon)  
 Long Rec: 75 (at Oregon)  
 All-Purpose: 126 (at Oregon)  
 TDs: 1 (2x, last vs. Arizona)  
 Points: 6 (2x, last vs. Arizona)

**#84 GAVIN REINWALD - FR. TE, 6-3, 220**

North Carolina: Participation  
 Weber State: 2 Rec, 26 Yards, 14 Long  
 Ole Miss: 3 Rec, 7 Yards, 6 Long  
 USC: Participation  
 Oregon: Participation  
 Washington: 2 Rec, 37 Yards, 23 Long  
 Washington State: 4 Rec, 34 Yards, 17 Long  
 Arizona: Participation  
 Season Totals: 8 GP, 11 Rec, 104 Yards, 23 Long  
 Career Totals: 8 GP, 11 Rec, 104 Yards, 23 Long

**CAREER GAME HIGHS**

Rec: 4 (vs. Washington State, 2017)  
 Rec Yards: 37 (at Washington, 2017)  
 Long Rec: 23 (vs. Weber State, 2017)

**SEASON GAME HIGHS**

Rec: 4 (vs. Washington State)  
 Rec Yards: 37 (at Washington)  
 Long Rec: 23 (at Washington)

**#8 LUKE RUBENZER - SR. S, 5-11, 200**

North Carolina: 1 Tackle  
 Weber State: 5 Tackles, 2 PBU, 1 FR  
 Ole Miss: Participation  
 USC: Participation  
 Oregon: 1 Tackle  
 Washington: DNP  
 Washington State: DNP  
 Arizona: DNP  
 Season Totals: 5 GP, 7 Tackle, 2 PBU, 1 FR  
 Career Totals: 37 GP, 7 GS, 109 Tackles, 4 INT, 2.5 TFL, 4 PBU, 3 FR

**CAREER GAME HIGHS**

Tackles: 12 (vs. Arizona State, 2015)  
 TFL: 1.0 (2x, last at Oregon State, 2016)  
 INT: 1 (4x times, last at USC, 2016)  
 PBU: 2 (vs. Weber State, 2017)  
 FR: 1 (3x, last vs. Weber State, 2017)

**SEASON GAME HIGHS**

Tackles: 5 (vs. Weber State)  
 PBU: 2 (vs. Weber State)  
 FR: 1 (vs. Weber State)

## BROADCAST BIOS

### **#19 BRANDON SINGLETON - SO. WR. 6-0. 170**

North Carolina: 1 Rec, 3 Yards  
 Weber State: Participation  
 Ole Miss: 4 Rec, 45 Yards, 16 Long  
 USC: DNP  
 Oregon: Participation  
 Washington: 3 Rec, 27 Yards, 11 Long  
 Washington State: Participation  
 Arizona: 3 Rec, 32 Yards, 13 Long  
 Season Totals: 6 GP, 2 GS, 11 Rec, 107 Yards, 16 Long  
 Career Totals: 19 GP, 2 GS, 26 Rec, 217 Yards, 23 Long, 1 TD

#### CAREER GAME HIGHS

Rec: 4 (2x, last vs. Ole Miss, 2017)  
 Rec Yards: 45 (vs. Ole Miss, 2017)  
 Long Rec: 23TD (at Arizona State, 2016)  
 Rec TDs: 1 (at Arizona State, 2016)  
 KR: 1 (vs. Grambling State, 2015)  
 KR Yards: 11 (vs. Grambling State, 2015)  
 All-Purpose: 45 (vs. Ole Miss, 2017)  
 Points: 6 (at Arizona State, 2016)

#### SEASON GAME HIGHS

Rec: 4 (vs. Ole Miss)  
 Rec Yards: 45 (vs. Ole Miss)  
 Long Rec: 16 (vs. Ole Miss)  
 All-Purpose: 45 (vs. Ole Miss)

### **#28 QUENTIN TARTABULL - JR. S. 5-11. 200**

North Carolina: 8 Tackles, 2 PBU  
 Weber State: 5 Tackles  
 Ole Miss: 5 Tackles  
 USC: 7 Tackles  
 Oregon: 3 Tackles  
 Washington: 6 Tackles  
 Washington State: 4 Tackles, 1 INT  
 Arizona: 1 Tackles  
 Season Totals: 8 GP, 5 GS, 39 Tackles, 2 PBU, 1 INT  
 Career Totals: 13 GP, 5 GS, 39 Tackles, 2 PBU, 1 INT

#### CAREER GAME HIGHS

Tackles: 8 (at North Carolina, 2017)  
 PBU: 2 (at North Carolina, 2017)  
 INT: 1 (vs. Washington State, 2017)

#### SEASON GAME HIGHS

Tackles: 8 (at North Carolina)  
 PBU: 2 (at North Carolina)  
 INT: 1 (vs. Washington State)

### **#15 JORDAN VEASY - SR. WR. 6-3. 225**

North Carolina: 4 Rec, 35 Yards, 10 Long, 1 TD  
 Weber State: 2 Rec, 30 Yard, 16 Long  
 Ole Miss: 1 Rec, 18 Yards  
 USC: 4 Rec, 56 Yards, 16 Long, 1 TD  
 Oregon: 3 Rec, 37 Yards, 18TD Long, 1 TD  
 Washington: 1 Rec, 14 Yards  
 Washington State: 3 Rec, 36 Yards, 19 Long  
 Arizona: 2 Rec, 10 Yards, 7 Long  
 Season Totals: 8 GP, 6 GS, 20 Rec, 236 Yards, 19 Long, 3 TD  
 Career Totals: 20 GP, 9 GS, 45 Rec, 542 Yards, 33 Long, 6 TDs

#### CAREER GAME HIGHS

Rec: 5 (at Washington State, 2016)  
 Rec Yards: 77 (vs. Texas, 2016)  
 Long Rec: 33 (vs. Hawai'i, 2016)  
 Rec TDs: 1 (6x, last at Oregon, 2017)  
 KR: 1 (vs. Washington, 2016)  
 KR Yards: 25 (vs. Washington, 2016)

#### SEASON GAME HIGHS

Rec: 4 (2x, last vs. USC)  
 Rec Yards: 56 (vs. USC)  
 Long Rec: 19 (vs. Washington State)  
 Rec TDs: 1 (3x, last at Oregon)

### **#89 EVAN WEAVER - SO. OLB. 6-3. 250**

North Carolina: 5 Tackles  
 Weber State: 2 Tackles, 1 PBU  
 Ole Miss: 1 Tackle  
 USC: 5 Tackles  
 Oregon: 6 Tackles  
 Washington: 6 Tackles, 2.0 TFL  
 Washington State: 2 Tackles  
 Arizona: 3 Tackles  
 Season Totals: 8 GP, 4 GS, 30 Tackles, 2.0 TFL, 1 PBU  
 Career Totals: 19 GP, 4 GS, 46 Tackles, 3.5 TFL, 1.5 Sacks, 1 PBU

#### CAREER GAME HIGHS

Tackles: 6 (2x, last at Washington, 2017)  
 TFL: 2.0 (at Washington, 2017)  
 Sacks: 1.0 (vs. Texas, 2016)  
 PBU: 1 (vs. Weber State, 2017)

#### SEASON GAME HIGHS

Tackles: 6 (2x, last at Washington)  
 TFL: 2.0 (at Washington)  
 PBU: 1 (vs. Weber State)

### **#17 VIC WHARTON III - JR. WR. 5-11. 200**

North Carolina: 5 Rec, 156 Yards, 67TD Long, 1 TD  
 Weber State: 5 Rec, 46 Yards, 24 Long  
 Ole Miss: 5 Rec, 57 Yards, 19 Long, 1 TD  
 USC: 6 Rec, 86 Yards, 25 Long  
 Oregon: 4 Rec, 44 Yards, 28TD Long, 1 TD  
 Washington: 2 Rec, 8 Yards, 7 Long  
 Washington State: 4 Rec, 59 Yards, 33 Long  
 Arizona: 8 Rec, 96 Yards, 36 Long  
 Season Totals: 8 GP, 7 GS, 39 Rec, 552 Yards, 67TD Long, 3 TD  
 Career Totals: 19 GP, 8 GS, 67 Rec, 845 Yards, 67TD Long, 4 TDs

#### CAREER GAME HIGHS

Rec: 8 (vs. Arizona, 2017)  
 Rec Yards: 156 (at North Carolina, 2017)  
 Rec TDs: 1 (4x, last at Oregon, 2017)  
 Long Rec: 67 (at North Carolina, 2017)  
 PR: 4 (vs. UCLA, 2016)  
 PR Yards: 36 (vs. Washington, 2016)  
 Long PR: 29 (vs. Washington, 2016)  
 All-Purpose: 156 (at North Carolina, 2017)

#### SEASON GAME HIGHS

Rec: 8 (vs. Arizona)  
 Rec Yards: 156 (at North Carolina)  
 Long Rec: 67 (at North Carolina)  
 Rec TD: 1 (3x, last at Oregon)



## CAL SCORING DRIVE SUMMARY

North Carolina	Quarter	Plays	Yards	Time
Veasy 10-yd pass from Bowers	1	7	85	1:53
Wharton III 67-yd pass from Bowers	2	3	80	1:33
Laird 54-yd pass from Bowers	3	5	72	1:13
Duncan 20-yd pass from Bowers	4	11	75	4:04
Enwere 1-yd run	4	11	70	5:16

Weber State	Quarter	Plays	Yards	Time
Robertson 34-yd run	1	6	66	2:29
Anderson 39-yd FG	2	6	12	2:34
Laird 51-yd run	2	6	98	1:55
Anderson 40-yd FG	4	12	70	4:15
Laird 1-yd run	4	7	46	2:20
Laird 73-yd run	4	3	87	0:54

Ole Miss	Quarter	Plays	Yards	Time
Laird 13-yd run	1	3	21	1:17
Wharton III 19-yd pass from Bowers	3	13	72	3:37
Anderson 19-yd FG	3	10	70	4:11
Anderson 41-yd FG	4	7	25	2:52

USC	Quarter	Plays	Yards	Time
Anderson 36-yd FG	1	10	43	2:48
Enwere 1-yd run	2	12	60	4:59
Anderson 21-yd FG	2	10	71	1:59
Veasy 8-yd pass from Bowers	4	8	62	1:57

Oregon	Quarter	Plays	Yards	Time
Veasy 18-yd pass from Bowers	2	1	18	0:10
Noa 75-yd pass from Bowers	3	1	75	0:23
Anderson 36-yd FG	4	13	47	4:52
Wharton III 28-yd pass from Bowers	4	8	73	3:07

Washington State	Quarter	Plays	Yards	Time
Anderson 26-yd FG	1	7	11	2:22
Enwere 6-yd run	1	3	23	0:57
Wells 2-yd pass from Bowers	2	8	45	0:52
Anderson 48-yd FG	3	4	7	0:47
Bowers 7-yd run	4	10	77	4:39
Anderson 41-yd FG	4	9	29	4:34

Arizona	Quarter	Plays	Yards	Time
Laird 8-yd run	1	11	66	4:25
McMorris 8-yd pass from Bowers	3	13	79	5:54
Bowers 4-yd run	3	11	56	4:41
Laird 18-yd run	4	11	80	3:07
Anderson 52-yd FG	4	8	38	3:22
Noa 13-yd pass from Bowers	OT	5	25	0:00
Enwere 1-yd run	2OT	6	25	0:00

## CAL POINTS OFF OF TURNOVERS

## Weber State (Cal 10, Weber State 3)

Davison III force fumble recovered by Downs (Anderson FG)  
 Davison III force fumble recovered by Rubenzer (Laird 1-yd run)

## Ole Miss (Cal 14, Ole Miss 0)

Hawkins Interception (Laird 13-yd TD)  
 Goode Interception (Goode TD)

## Oregon (Oregon 7, Cal 7)

Kunaszyk Interception (Veasy 18-yd TD)

## Washington (Cal 7, Washington 0)

Allensworth fumble return for touchdown

## Washington State (Cal 13, Washington 0)

Bynum Interception (Anderson FG)  
 Kunaszyk Interception (Anderson FG)  
 Brown fumble return for touchdown

## EXPLOSIVE PLAYS (20 YARDS OR MORE)

## North Carolina

Wharton III 67-yd TD pass from Bowers  
 Wharton III 43-yd pass from Bowers  
 Laird 54-yd TD pass from Bowers  
 Duncan 20-yd TD pass from Bowers  
 Watson 21-yd pass from Bowers  
 Wharton III 26-yard pass from Bowers

## Weber State

Laird 51-yd TD run  
 Laird 73-yd TD run  
 Robertson 34-yd TD run  
 Robertson 33-yd pass from Bowers  
 Wharton III 24-yard pass from Bowers  
 Laird 20-yd run

## Ole Miss

Noa 28-yd pass from Bowers  
 Laird 20-yd pass from Bowers  
 Enwere 25-yd run

## USC

Laird 20-yd run  
 Enwere 23-yd run  
 Noa 38-yd pass from Bowers  
 Wharton III 25-yd pass from Bowers  
 Hawkins 29-yd pass from Bowers  
 Noa 27-yd pass from Bowers  
 Wharton III 22-yd pass from Bowers  
 Noa 20-yd pass from Bowers

## Oregon

Noa 75-yd pass from Bowers  
 Wharton III 28-yd pass from Bowers  
 Laird 24-yd pass from Bowers  
 Noa 20-yd pass from Bowers

## Washington

Reinwald 23-yd pass from Forrest

## Washington State

Wharton III 33-yd pass from Bowers  
 Noa 27-yd pass from Bowers  
 Enwere 26-yd run  
 Enwere 24-yd run  
 Noa 21-yd pass from Bowers

## Arizona

Wharton III 36-yd pass from Bowers

## FOURTH-QUARTER SCORING

North Carolina	Arizona
Cal 14, North Carolina 6	Cal 10, Arizona 3

Weber State	Season
Cal 16, Weber State 0	Cal 84, Opponents 54

**Ole Miss**  
 Cal 10, Ole Miss 0

**USC**  
 USC 17, Cal 7

**Oregon**  
 Oregon 21, Cal 10

**Washington**  
 Washington 7, Cal 0

**Washington State**  
 Cal 17, Washington State 0

**CAL STARTING LINEUPS****OFFENSIVE STARTERS**

	LT	LG	C	RG	RT	QB	RB	FB/RB/WR	WR	WR	WR
North Carolina	P. Mekari	Bennett	Ooms	Daltoso	Curhan	Bowers	Watson	McMorris	Robertson	Noa	Wharton III
Weber State	P. Mekari	Bennett	Ooms	Daltoso	Curhan	Bowers	Watson	McMorris	Robertson	Noa	Wharton III
Ole Miss	P. Mekari	Bennett	Ooms	Daltoso	Curhan	Bowers	Laird	Duncan	Veasy	Noa	Wharton III
USC	P. Mekari	Bennett	Ooms	Gibson	Curhan	Bowers	Laird	McMorris	Veasy	Noa	Wharton III
Oregon	P. Mekari	Bennett	Ooms	Daltoso	Curhan	Bowers	Laird	McMorris	Veasy	Duncan	Singleton
Washington	P. Mekari	Bennett	Ooms	Daltoso	Curhan	Bowers	Laird	Echols	Veasy	Wharton III	Singleton
Washington State	P. Mekari	Bennett	Ooms	Daltoso	Curhan	Bowers	Clark	McMorris	Veasy	Noa	Wharton III
Arizona	Bennett	Gibson	Ooms	Daltoso	Curhan	Bowers	Enwere	McMorris	Veasy	Noa	Wharton III

**DEFENSIVE STARTERS**

	DE	NG	DE	SAM	RUSH	MIKE	WILL	CB	S	S	CB
North Carolina	Bequette	T. Mekari	Looney	Goode	Saffle	Davison	Downs	Bynum	Tartabull	Hawkins	Franklin Jr.
Weber State	Bequette	T. Mekari	Looney	Goode	Funches	Weaver	Downs	Bynum	Tartabull	D. Brown	Franklin Jr.
Ole Miss	Bequette	T. Mekari	Looney	Goode	Funches	Davison	Downs	Bynum	Tartabull	Hawkins	Hicks
USC	Bequette	T. Mekari	Looney	Goode	Funches	Davison	Downs	Bynum	Tartabull	Hawkins	Hicks
Oregon	Bequette	T. Mekari	Looney	Goode	Funches	Weaver	Downs	Bynum	Tartabull	Hawkins	Hicks
Washington	Bequette	T. Mekari	Looney	Goode	Funches	Weaver	Downs	Bynum	Brown	Hawkins	Hicks
Washington State	Bequette	T. Mekari	Looney	Goode	Davison	Weaver	Downs	Bynum	Davis	Hawkins	Allensworth
Arizona	Bequette	T. Mekari	Looney	Goode	Davison	Kunaszyk	G. Brown	Bynum	Davis	Hawkins	Allensworth

**CAL RED ZONE EFFICIENCY**

OPPONENT	INSIDE 20	TD	RUN/PASS	FG	RZ TURNOVERS
North Carolina	3-3	3	1/2	0	0
Weber State	2-3	1	1/0	1	1
Ole Miss	3-5	2	1/1	1	1
USC	4-5	2	1/1	2	0
Oregon	2-2	1	0/1	1	0
Washington	0-1	0	0/0	0	0
Washington State	4-4	3	2/1	1	0
Arizona	6-7	6	4/2	0	1

**CAL TURNOVER MARGIN/3RD/4TH DOWN CONVERSIONS**

TURNOVER MARGIN				3RD DOWN CONV.		4TH DOWN CONV.	
OPPONENT	CAL	OPP.	MARGIN	CAL	OPP.	CAL	OPP.
North Carolina	2	3	+1	8/18	7/16	2/2	1/2
Weber State	3	1	+2	4/12	9/17	2/2	1/4
Ole Miss	2	3	+1	8/22	5/17	2/3	0/1
USC	6	2	-4	6/19	6/15	4/6	0/2
Oregon	2	1	-1	4/18	6/14	1/3	0/0
Washington	1	1	E	4/14	12/20	0/1	1/1
Washington State	0	7	+7	7/17	4/16	0/0	2/3
Arizona	2	1	-1	13/19	4/10	1/1	0/0

## CAL-COLORADO SERIES HISTORY

## AT CALIFORNIA 59, COLORADO 56.

September 27, 2014 • TV: Pac-12 Networks • Attendance: 39,821

**BERKELEY, Calif.-** Jared Goff threw seven touchdown passes and California used a defensive stop and a 34-yard field goal in double overtime from James Langford to snap a 15-game Pac-12 losing streak by beating Colorado 59-56 on Saturday.

On a day that Goff and Sefo Liufau both threw seven touchdown passes and the teams combined for more than 1,200 yards offense it ended up being defense and the kicker that won the game for the Golden Bears (3-1, 1-1).

Goff finished 23 for 41 for 449 yards, hitting Bryce Treggs on a 25-yard score on the first possession of overtime.

Liufau was just as prolific, going 46 for 67 for 449 yards, including a 25-yard score to Nelson Spruce that tied the game after one overtime. Spruce finished with 19 catches for 176 yards and three touchdowns.

Jake Kearney intercepted Liufau on the next play from scrimmage for Cal. That set the stage for Goff's 40-yard TD pass to Chris Harper with 2:29 remaining.

But Colorado's Bruce Bobo got behind Cedric Dozier for a 30-yard TD catch with 21 seconds to play that tied the game at 49.

Bears and Buffs both scored in the first overtime, and it was Cal's James Langford's 34 yard field goal that secured the win for the Bears in a tough back-and-forth battle.

SCORE BY QUARTERS	1	2	3	4	OT	SCORE
Colorado	21	7	7	14	7	56
Cal	7	7	21	14	10	59

## SCORING SUMMARY

Qtr	Time	Scoring Play	V-H
1st	10:52	COLO - Irwin 22 yd pass from Liufau (Oliver kick), 7-56 2:23	7 - 0
	07:53	COLO - Frazier 2 yd pass from Liufau (Oliver kick), 5-56 1:44	14 - 0
	05:52	CAL - Gingold 5 yd pass from Goff (Langford kick), 6-63 1:54	14 - 7
	01:35	COLO - Goodson 7 yd pass from Liufau (Oliver kick), 13-75 4:12	21 - 7
2nd	10:02	CAL - Lasco 92 yd pass from Goff (Langford kick), 4-99 1:49	21 - 14
	00:40	COLO - Frazier 1 yd run (Oliver kick), 10-70 3:37	28 - 14
3rd	13:12	CAL - Lawler 26 yd pass from Goff (Langford kick), 5-61 1:39	28 - 21
	07:39	CAL - Muhammad 10 yd run (Langford kick), 7-49 2:38	28 - 28
	04:51	CAL - Lawler 5 yd pass from Goff (Langford kick), 5-51 1:45	28 - 35
	00:52	COLO - Spruce 12 yd pass from Liufau (Oliver kick), 9-68 3:51	35 - 35
4th	03:23	COLO - Spruce 6 yd pass from Liufau (Oliver kick), 10-76 3:49	42 - 35
	02:56	CAL - Anderson 75 yd pass from Goff (Langford kick), 2-75 0:20	42 - 42
	02:29	CAL - Harper 40 yd pass from Goff (Langford kick), 3-37 0:22	42 - 49
	00:21	COLO - Bobo 30 yd pass from Liufau (Oliver kick), 10-75 2:08	49 - 49
OT	15:00	CAL - Treggs 25 yd pass from Goff (Langford kick), 3-25 0:00	49 - 56
	15:00	COLO - Spruce 25 yd pass from Liufau (Oliverkick), 1-25 0:00	56 - 56
	15:00	CAL - Langford 34 yd field goal, 4-9 0:00	56 - 59

## TEAM STATISTICS

	CU	Cal
First downs	39	25
NET YARDS RUSHING	175	127
Completions - Attempts - Int	46-67-1	24-42-1
TOTAL OFFENSE YARDS	630	585
Total offense plays	110	72
Average Gain Per Play	5.7	8.1
Fumbles: Number-Lost	2-0	2-1
Penalties: Number-Yards	9-85	12-107
PUNTS-YARDS	4-149	4-168
Average Yards Per Punt	37.2	42.0
KICKOFFS-YARDS	8-475	8-483
Punt returns: Number-Yards-TD	1-2-0	0-0-0
Kickoff returns: Number-Yds-TD	6-133-0	5-132-0
Interceptions: Number-Yds-TD	1-20-0	1-0-0
Fumble Returns: Number-Yds-TD	0-0-0	0-0-0
Miscellaneous Yards	0	0
Possession Time	36:26	23:34
Third-Down Conversions	8 of 18	10 of 16
Fourth-Down Conversions	3 of 4	0 of 0
Red-Zone Scores-Chances	5-7	4-5
Touchdowns	5-7	3-5
Field goals	0-7	1-5
Sacks By: Number-Yards	2-12	0-0
PAT Kicks	8-8	8-8
Field Goals	0-3	1-2

## INDIVIDUAL STATISTICS

## Colorado

**Rushing (Rush, Yds TD):** Liaufu (10-79-0), James (12-72-0)

**Passing (C-A-I-Yds-TD):** Liufau (46-67-1-455-7)

**Receiving (Rec-Yds TD):** Goodson (6-42-1), Spruce (19-179-3), McCulloch (6-69-0)

**Defense (Tackles Big Plays):** Gilbert (7, TFL (2.0-9), Tupou (3, TFL (1.0-5), Thompson (2, INT)

## California

**Rushing (Rush, Yds TD):** Lasco (18-113-0), Muhammad (8-33-1)

**Passing (C-A-I-Yds-TD):** Goff (24-42-1-458-7)

**Receiving (Rec, Yds TD):** Anderson (7-136-1), Lawler (3-59-2), Lasco (1-92-1), Harper (2-41-1)

**Defense (Tackles Big Plays):** Lowe (8, TFL(1.5-4) Westerfield (3, TFL (1.0-4), Kearney (5, INT)

## SERIES HISTORY

## California leads series, 5-3

9/28/68	W	10-0	H	9/11/10	W	52-7	H
9/9/72	L	10-20	A	9/10/11	W	36-33 (OT)	A
9/13/75	L	27-34	A	11/16/13	L	24-41	A
9/11/82	W	31-17	A	9/27/14	W	59-56 (OT)	H

## SERIES NOTES

Points for Cal - 249

Points for CU - 208

Most Points, Cal - 59 (2014)

Most Points, CU - 56 (2014)

Largest Margin, Cal - 45 (2010)

Largest Margin, CU - 17 (2013)

Longest Win Streak, Cal - 3 (1982, 2010, 2011)

Longest Win Streak, CU - 2 (1972, 75)

Current Win Streak, Cal - 1 (2014)

## 2017 CAL FOOTBALL MEDIA INFORMATION

### CAL BEARS SPORTS NETWORK POWERED BY LEARFIELD

All Cal football games are broadcast on KGO 810 AM in the San Francisco Bay Area with Joe Starkey (Play-by-play), Mike Pawlawski (Analyst) and Todd McKim (Sideline).

Cal Athletics and its multimedia rights holder, Learfield's Cal Bears Sports Properties, renewed their agreement to air Golden Bear football and men's basketball games on KGO Radio (AM 810) through the 2019-20 athletic seasons, extending a partnership that dates back to 1974 for Cal football.

Cal Bears Sports Network Powered by Learfield Affiliates

+KLAA 830 AM (Los Angeles)

KAHI 950 AM (Sacramento)

KESP 970 AM (Modesto)

\*Secondary; ^Primary; +Games may be pre-empted due to Notre Dame football broadcasts

### CALBEARS.COM

All Cal releases, recaps, results, statistics, box score, schedules, as well as the information guide, coach and player biographies and much more can be found at CalBears.com. Game recaps and statistics are updated after each contest. Live in-game statistics will be available for home games via cal.statbroadcast.com. For all information regarding home games at California Memorial Stadium, please check out the gameday guide at CalBears.com/Gameday. Fans can also find a link to the 2017 Cal Football Record Book here – [http://www.calbears.com/documents/2017/7/26/17FB\\_Cal\\_Record\\_Book.pdf](http://www.calbears.com/documents/2017/7/26/17FB_Cal_Record_Book.pdf). To access all Cal football videos, visit [calbea.rs/footballvideo](http://calbea.rs/footballvideo).

### WIRELESS INTERNET

Media in the pressbox, photo workroom and visitor's press conference area can access wireless internet by selecting the network CalVisitor. No password is required.

### MEMORIAL STADIUM LOCATION

Kabam Field at California Memorial Stadium is located on Piedmont Avenue in Berkeley between Bancroft Way and Hearst Avenue, adjacent to the Simpson Center for Student-Athlete High Performance at 2227 Piedmont Avenue.

### MEDIA PARKING

Parking at Cal is always at a premium and visitors are encouraged to use public transportation. The Downtown Berkeley BART station is located about a mile west of Memorial Stadium, in close proximity to Haas Pavilion, Edwards Stadium/Goldman Field, the Hellman Tennis Courts and Spieker Aquatics Complex. Hourly guest parking on non-football gamedays is available in the Recreation Sports Facility garage along Bancroft Way adjacent to Haas Pavilion and at the Underhill Garage.

Underhill also serves as the football gameday parking location. Entrances are off either Channing Way or Haste Street, just west of College Avenue. The lot is about three blocks from Memorial Stadium. Media can either take the short walk to Media Will Call at Gate 5 in Memorial Stadium) or use a media-only shuttle that begins running two hours before game time. A media shuttle is also available postgame from the pregame dropoff point along Warring Street to the Underhill Garage.

Parking passes cannot be left at will call on gamedays and must be picked up or mailed in advance.

Television crews should order parking passes for their crews by sending in the Special Event Parking Arrangements form found on the university's website ([pt.berkeley.edu](http://pt.berkeley.edu)) in advance. Request the Underhill Garage for football games. Note that the campus parking office does not accept credit cards – only cash or check.

### COLLEGEPRESSBOX.COM

The Pac-12 Conference and each of its members use collegepressbox.com. The site contains a large amount of information available for download by media members. Contact Kyle McRae for more details, including a username and password for full access to the site.

### TUNEIN

Cal's commercial radio broadcast can be heard via TuneIn on CalBears.com at [calbears.com/tunein](http://calbears.com/tunein).

### KGO PREGAME AND POSTGAME RADIO SHOWS

The Cal football pregame radio show will air an hour before kickoff. For home games, the pregame show will take place just outside California Memorial Stadium. Following the game, join Lee Grosscup and Hal Ramey for the Cal football postgame radio show at FIVE restaurant in the Hotel Shattuck Plaza.

### BEAR IN MIND

The Cal Bears Sports Network Powered by Learfield produces a weekly podcast each week during the 2017 season. Download weekly to hear head coach Justin Wilcox and selected players with host Todd McKim. Subscribe wherever you download your podcasts to find the Bear In Mind podcast.

### INSIDE THE LAIR

Check out Inside the Lair on CalBears.com, the home for features and video content for all 30 Cal teams. During the regular season, weekly written, video and photo features will be featured prominently on the site. Visit CalBears.com/insidethelaire to view all of the content on Inside the Lair.

### KLC FOTOS

Fans and media can view and purchase Cal football photos at [klcfotos.com](http://klcfotos.com), the official photographer of Cal Athletics.

### KICKOFF TIME INFORMATION

With the exception of kickoff times and TV information that have already been announced, kickoff times and TV information for the remaining Cal football games will be announced either six or 12 days prior to the date of the game. Check CalBears.com and Cal social media channels for announcements.

### CREDENTIAL REQUESTS

All requests/questions for media, photo and parking credentials for 2017 Cal football home games should be made to Herb Benenson (510-334-0791, [benenson@berkeley.edu](mailto:benenson@berkeley.edu)) in the Athletic Communications Office at 349 Haas Pavilion, University of California, Berkeley, CA 94720. Only media who cover the Bears on a regular basis will be considered for season credentials. A lost season credential will result in that member of the media being moved to the single-game list.

All single-game requests should be made as far in advance as possible to help ensure space availability both in the press box and on the field. Requests for media covering a visiting team for a Cal home game should be made through the opposing school's football media relations contact. Credentials will be available for pick up at Media Will Call located in the third-floor lobby of the Simpson Center for Student-Athlete High Performance just inside Gate 5 near Warring Alley the day of the game unless other arrangements are made.

Media should consult CalBears.com/media for complete media and credential policies.

### MEDIA WILL CALL

Media Will Call is located at Gate 5 in Memorial Stadium. It will open four hours before kickoff and remain open through the conclusion of the first quarter. Identification is required to pick up credentials or tickets. Parking passes cannot be left at will call.

Media who arrive after the end of the first quarter should call the press box at (510) 642-3098 to obtain their credential.

### UPDATED INFO/MEDIA EMAIL LIST

Contact Kyle McRae to be placed on the Cal football media email list and receive relevant updated information regarding Cal football, including media schedules and policies, throughout the season.



2017 Cal Football  
California Game Results (as of Oct 21, 2017)  
All games

Date	Opponent		Score	Overall	Conference	Time	Attend
Sep 02, 2017	at North Carolina	W	35-30	1-0	0-0	3:32	49500
Sep 09, 2017	WEBER STATE	W	33-20	2-0	0-0	3:19	36209
Sep 16, 2017	OLE MISS	W	27-16	3-0	0-0	3:30	37125
* Sep 23, 2017	#5 USC	L	20-30	3-1	0-1	3:35	46747
* Sep 30, 2017	at Oregon	L	24-45	3-2	0-2	3:25	55707
* Oct 7, 2017	at Washington	L	7-38	3-3	0-3	3:04	67429
* Oct 13, 2017	#8 WASHINGTON STATE	W	37-3	4-3	1-3	3:26	26244
* Oct 21, 2017	ARIZONA	Lo	44-45	4-4	1-4	3:43	37525

\*Pac-12 Game

2017 Cal Football  
California Overall Team Statistics (as of Oct 21, 2017)  
All games

Team Statistics	CAL	OPP
SCORING	227	227
Points Per Game	28.4	28.4
Points Off Turnovers	51	41
FIRST DOWNS	160	179
Rushing	52	74
Passing	88	93
Penalty	20	12
RUSHING YARDAGE	859	1403
Yards gained rushing	1173	1607
Yards lost rushing	314	204
Rushing Attempts	276	316
Average Per Rush	3.1	4.4
Average Per Game	107.4	175.4
TDs Rushing	13	17
PASSING YARDAGE	2050	2064
Comp-Att-Int	179-322-10	188-298-13
Average Per Pass	6.4	6.9
Average Per Catch	11.5	11.0
Average Per Game	256.2	258.0
TDs Passing	12	11
TOTAL OFFENSE	2909	3467
Total Plays	598	614
Average Per Play	4.9	5.6
Average Per Game	363.6	433.4
KICK RETURNS: #-Yards	33-686	20-450
PUNT RETURNS: #-Yards	6-51	11-148
INT RETURNS: #-Yards	13-193	10-180
KICK RETURN AVERAGE	20.8	22.5
PUNT RETURN AVERAGE	8.5	13.5
INT RETURN AVERAGE	14.8	18.0
FUMBLES-LOST	14-6	14-8
PENALTIES-Yards	51-426	63-554
Average Per Game	53.2	69.2
PUNTS-Yards	42-1737	32-1247
Average Per Punt	41.4	39.0
Net punt average	36.4	36.8
KICKOFFS-Yards	41-2544	42-2536
Average Per Kick	62.0	60.4
Net kick average	39.5	39.9
TIME OF POSSESSION/Game	29:23	30:37
3RD-DOWN Conversions	54/139	53/125
3rd-Down Pct	39%	42%
4TH-DOWN Conversions	12/18	5/13
4th-Down Pct	67%	38%
SACKS BY-Yards	20-130	26-176
MISC YARDS	0	21
TOUCHDOWNS SCORED	28	28
FIELD GOALS-ATTEMPTS	11-16	11-16
ON-SIDE KICKS	0-2	0-1
RED-ZONE SCORES	(24-30) 80%	(24-31) 77%
RED-ZONE TOUCHDOWNS	(18-30) 60%	(17-31) 55%
PAT-ATTEMPTS	(26-27) 96%	(26-27) 96%
ATTENDANCE	183850	172636
Games/Avg Per Game	5/36770	3/57545
Neutral Site Games		0/0

Score by Quarters	1st	2nd	3rd	4th	OT	Total
California	41	41	48	84	13	227
Opponents	68	63	28	54	14	227

2017 Cal Football  
California Overall Individual Statistics (as of Oct 21, 2017)  
All games

Rushing	gp-gs	att	gain	loss	net	avg	td	lg	avg/g
Laird, Patrick	7-4	93	551	21	530	5.7	6	73	75.7
Enwere, Vic	8-2	86	338	34	304	3.5	4	26	38.0
Watson, Tre	2-2	17	86	3	83	4.9	0	12	41.5
Clark, Derrick	5-1	13	46	1	45	3.5	0	9	9.0
Robertson, Demetris	2-2	2	40	0	40	20.0	1	34	20.0
Echols, Zion	5-1	11	24	11	13	1.2	0	7	2.6
McMorris, Malik	8-6	3	6	0	6	2.0	0	4	0.8
Forrest, Chase	3-0	2	7	11	-4	-2.0	0	7	-1.3
Hawkins, Jeremiah	6-0	1	0	4	-4	-4.0	0	0	-0.7
Wharton III, Vic	8-6	1	0	5	-5	-5.0	0	0	-0.6
TEAM	6-0	3	0	43	-43	-14.3	0	0	-7.2
Bowers, Ross	8-8	44	75	181	-106	-2.4	2	11	-13.2
Total	8	276	1173	314	859	3.1	13	73	107.4
Opponents	8	316	1607	204	1403	4.4	17	76	175.4

Passing	gp-gs	effic	comp-att-int	pct	yds	td	lg	avg/g
Bowers, Ross	8-8	116.94	174-309-10	56.3	1997	12	75	249.6
Forrest, Chase	3-0	94.52	5-10-0	50.0	53	0	23	17.7
TEAM	6-0	0.00	0-2-0	0.0	0	0	0	0.0
Wharton III, Vic	8-6	0.00	0-1-0	0.0	0	0	0	0.0
Total	8	115.16	179-322-10	55.6	2050	12	75	256.2
Opponents	8	124.72	188-298-13	63.1	2064	11	72	258.0

Receiving	gp-gs	no.	yds	avg	td	lg	avg/g
Wharton III, Vic	8-6	39	552	14.2	3	67	69.0
Noa, Kanawai	7-5	36	547	15.2	2	75	78.1
Laird, Patrick	7-4	26	191	7.3	1	54	27.3
Veasy, Jordan	8-6	20	236	11.8	3	19	29.5
Singleton, Brandon	8-3	11	107	9.7	0	16	13.4
Reinwald, Gavin	8-1	11	104	9.5	0	23	13.0
Robertson, Demetris	2-2	7	70	10.0	0	33	35.0
Duncan, Jordan	8-2	6	72	12.0	1	20	9.0
Watson, Tre	2-2	5	31	6.2	0	21	15.5
Hawkins, Jeremiah	6-0	4	50	12.5	0	29	8.3
McMorris, Malik	8-6	4	40	10.0	1	18	5.0
Enwere, Vic	8-2	4	29	7.2	0	19	3.6
Echols, Zion	5-1	4	15	3.8	0	6	3.0
Clark, Derrick	5-1	1	4	4.0	0	4	0.8
Wells, Kyle	7-0	1	2	2.0	1	2	0.3
Total	8	179	2050	11.5	12	75	256.2
Opponents	8	188	2064	11.0	11	72	258.0

Punt Returns	no.	yds	avg	td	lg
Wharton III, Vic	6	51	8.5	0	31
Total	6	51	8.5	0	31
Opponents	11	148	13.5	0	23

Interceptions	no.	yds	avg	td	lg
Bynum, Camryn	2	0	0.0	0	0
Kunaszyk, Jordan	2	53	26.5	0	53
Downs, Devante	2	39	19.5	0	39
Tartabull, Quentin	1	0	0.0	0	0
Davis, Ashtyn	1	31	31.0	0	31
Brown, Derron	1	3	3.0	0	3
Hawkins, Jaylinn	1	22	22.0	0	22
Davison, Raymond	1	0	0.0	0	0
Goode, Cameron	1	32	32.0	1	32
Drayden, Josh	1	13	13.0	0	13
Total	13	193	14.8	1	53
Opponents	10	180	18.0	0	73

Kick Returns	no.	yds	avg	td	lg
Davis, Ashtyn	29	629	21.7	0	44
Hawkins, Jaylinn	2	38	19.0	0	22
Hale, Fabiano	1	2	2.0	0	2
Beck, Traveon	1	17	17.0	0	17
Total	33	686	20.8	0	44
Opponents	20	450	22.5	0	42

Fumble Returns	no.	yds	avg	td	lg
Allensworth, Darius	1	37	37.0	1	37
Brown, Gerran	1	26	26.0	1	26
Downs, Devante	1	4	4.0	0	4
Total	3	67	22.3	2	37
Opponents	2	14	7.0	0	13

2017 Cal Football  
California Overall Individual Statistics (as of Oct 21, 2017)  
All games

Scoring	td	fg	PAT				dxp	saf	pts
			kick	rush	rcv	pass			
Anderson, Matt	-	11-16	26-27	-	-	-	-	-	59
Laird, Patrick	7	-	-	-	-	-	-	-	42
Enwere, Vic	4	-	-	-	-	-	-	-	24
Wharton III, Vic	3	-	-	-	-	-	-	-	18
Veasy, Jordan	3	-	-	-	-	-	-	-	18
Noa, Kanawai	2	-	-	-	-	-	-	-	12
Bowers, Ross	2	-	-	-	-	0-1	-	-	12
Duncan, Jordan	1	-	-	-	-	-	-	-	6
Robertson, Demetris	1	-	-	-	-	-	-	-	6
McMorris, Malik	1	-	-	-	-	-	-	-	6
Allensworth, Darius	1	-	-	-	-	-	-	-	6
Goode, Cameron	1	-	-	-	-	-	-	-	6
Brown, Gerran	1	-	-	-	-	-	-	-	6
Wells, Kyle	1	-	-	-	-	-	-	-	6
Total	28	11-16	26-27	-	-	0-1	-	-	227
Opponents	28	11-16	26-27	-	-	-	-	-	227

Total Offense	g	plays	rush	pass	total	avg/g
Bowers, Ross	8	353	-106	1997	1891	236.4
Laird, Patrick	7	93	530	0	530	75.7
Enwere, Vic	8	86	304	0	304	38.0
Watson, Tre	2	17	83	0	83	41.5
Forrest, Chase	3	12	-4	53	49	16.3
Clark, Derrick	5	13	45	0	45	9.0
Robertson, Demetris	2	2	40	0	40	20.0
Echols, Zion	5	11	13	0	13	2.6
McMorris, Malik	8	3	6	0	6	0.8
Hawkins, Jeremiah	6	1	-4	0	-4	-0.7
Wharton III, Vic	8	2	-5	0	-5	-0.6
TEAM	6	5	-43	0	-43	-7.2
Total	8	598	859	2050	2909	363.6
Opponents	8	614	1403	2064	3467	433.4

Field Goals	fg	pct.	01-19	20-29	30-39	40-49	50-99	lg	blk
Anderson, Matt	11-16	68.8	1-1	2-3	3-3	4-7	1-2	52	0
FG Sequence	California				Opponents				
North Carolina	45				(39),45				
Weber State	(39),(40)				(37),(45)				
Ole Miss	46,(19),40,(41)				(21),48				
USC	(36),(21),29				(37),(34),(46)				
Oregon	(36)				(42)				
Washington	60				38,(23)				
Washington State	(26),(48),(41)				49,(52)				
Arizona	(52)				43,(36)				

Punting	no.	yds	avg	lg	tb	fc	i20	50+	blk
Klumph, Dylan	35	1469	42.0	57	2	10	6	7	0
Coutts, Steven	5	204	40.8	43	0	2	2	0	0
Bowers, Ross	2	64	32.0	39	1	0	1	0	0
Total	42	1737	41.4	57	3	12	9	7	0
Opponents	32	1247	39.0	50	1	17	8	2	0
Kickoffs	no.	yds	avg	tb	ob	retn	net	ydln	
Siemieniec, Gabe	30	1925	64.2	17	0				
Anderson, Matt	11	619	56.3	2	1				
Total	41	2544	62.0	19	1	22.5	39.5	25	
Opponents	42	2536	60.4	7	1	20.8	39.9	25	

Numbers in (parentheses) indicate field goal was made.



2017 Cal Football  
California Overall Individual Statistics (as of Oct 21, 2017)  
All games

All Purpose	g	rush	rcv	pr	kr	ir	total	avg/g
Laird, Patrick	7	530	191	0	0	0	721	103.0
Davis, Ashtyn	8	0	0	0	629	31	660	82.5
Wharton III, Vic	8	-5	552	51	0	0	598	74.8
Noa, Kanawai	7	0	547	0	0	0	547	78.1
Enwere, Vic	8	304	29	0	0	0	333	41.6
Veasy, Jordan	8	0	236	0	0	0	236	29.5
Watson, Tre	2	83	31	0	0	0	114	57.0
Robertson, Dem	2	40	70	0	0	0	110	55.0
Singleton, Brand	8	0	107	0	0	0	107	13.4
Reinwald, Gavin	8	0	104	0	0	0	104	13.0
Duncan, Jordan	8	0	72	0	0	0	72	9.0
Hawkins, Jaylinn	7	0	0	0	38	22	60	8.6
Kunaszyk, Jorda	5	0	0	0	0	53	53	10.6
Clark, Derrick	5	45	4	0	0	0	49	9.8
McMorris, Malik	8	6	40	0	0	0	46	5.8
Hawkins, Jeremi	6	-4	50	0	0	0	46	7.7
Downs, Devante	7	0	0	0	0	39	39	5.6
Goode, Camero	8	0	0	0	0	32	32	4.0
Echols, Zion	5	13	15	0	0	0	28	5.6
Beck, Traveon	8	0	0	0	17	0	17	2.1
Drayden, Josh	8	0	0	0	0	13	13	1.6
Brown, Derron	8	0	0	0	0	3	3	0.4
Hale, Fabiano	7	0	0	0	2	0	2	0.3
Wells, Kyle	7	0	2	0	0	0	2	0.3
Forrest, Chase	3	-4	0	0	0	0	-4	-1.3
TEAM	6	-43	0	0	0	0	-43	-7.2
Bowers, Ross	8	-106	0	0	0	0	-106	-13.2
Total	8	859	2050	51	686	193	3839	479.9
Opponents	8	1403	2064	148	450	180	4266	533.2

2017 Cal Football  
California Overall Defensive Statistics (as of Oct 21, 2017)  
All games

##	Defensive Leaders	gp-gs	Tackles				Sacks	Pass defense			Fumbles		blkd	
			ua	a	tot	tfl/yds		int-yds	brup	qbh	rcv-yds	ff	kick	saf
1	Downs, Devante	7-7	36	29	65	5.5-29	3.0-14	2-39	.	4	2-4	2	.	.
31	Davison, Raymond	8-5	32	15	47	3.0-20	2.0-15	1-0	3	2	.	2	.	.
19	Goode, Cameron	8-8	18	22	40	5.5-21	1.5-9	1-32	3	2	.	1	.	.
24	Bynum, Camryn	8-8	24	16	40	0.5-5	0.5-5	2-0	3	.	.	.	.	.
28	Tartabull, Quentin	8-5	22	17	39	.	.	1-0	2	.	.	.	.	.
59	Kunaszyk, Jordan	5-1	17	20	37	4.5-34	2.5-31	2-53	.	1	.	1	.	.
41	Brown, Gerran	8-1	12	23	35	1.0-6	1.0-6	.	.	1	1-26	.	.	.
9	Looney, James	8-8	13	18	31	6.5-26	2.0-10	.	.	3	1-0	1	.	.
89	Weaver, Evan	8-4	17	13	30	2.0-3	.	.	1	2	.	.	.	.
6	Hawkins, Jaylinn	7-7	16	13	29	1.5-4	.	1-22	1	.	.	1	.	.
36	Funches, Alex	8-5	17	7	24	6.0-30	2.0-18	.	.	2	.	.	.	.
3	Hicks, Elijah	8-4	16	6	22	1.0-3	.	.	1	.	.	.	.	.
93	Bequette, Luc	8-8	5	16	21	2.0-10	2.0-10	.	.	1	1-0	.	.	.
27	Davis, Ashtyn	8-2	10	9	19	.	.	1-31	.	.	.	.	.	.
4	Brown, Derron	8-2	10	8	18	.	.	1-3	2	.	.	.	.	.
97	Mekari, Tony	8-8	10	7	17	2.0-4	.	.	.	.	1-0	.	.	.
2	Allensworth, Darius	8-2	12	4	16	1.0-2	1.0-2	.	1	1	1-37	1	.	.
22	Beck, Traveon	8-0	5	8	13	0.5-0	.	.	1	.	.	.	.	.
18	Franklin, Marloshaw	8-2	10	2	12	.	.	.	2	.	.	.	.	.
96	Paul, Tevin	7-0	7	4	11	3.0-13	1.0-8	.	1	.	.	.	.	.
20	Drayden, Josh	8-0	4	5	9	.	.	1-13	2	3	.	.	.	.
8	Rubenzer, Luke	5-0	5	2	7	.	.	.	2	.	1-0	.	.	.
51	Saffle, Cameron	1-1	4	2	6	0.5-1	0.5-1	.	.	.	.	.	.	.
11	Anoa'i, Hamilto	5-0	4	1	5	1.0-1	1.0-1	.	.	.	.	.	.	.
98	Palmer, Chris	8-0	3	2	5	.	.	.	.	.	.	.	.	.
90	Becker, Rusty	6-0	2	2	4	.	.	.	.	.	.	.	.	.
91	Udeogu, Chinedu	8-0	2	2	4	.	.	.	.	.	.	.	.	.
23	Psalms, Malik	8-0	2	1	3	1.0-2	.	.	.	1	.	1	.	.
34	Grace, De'Zhon	8-0	2	1	3	.	.	.	.	.	.	.	.	.
71	Curhan, Jake	8-7	2	.	2	.	.	.	.	.	.	.	.	.
11	Anoa'i, Hamilt	3-0	.	2	2	.	.	.	.	.	.	.	.	.
0C	Bowers, Ross	8-8	2	.	2	.	.	.	.	.	.	.	.	.
15	Veasy, Jordan	8-6	.	1	1	.	.	.	.	.	.	.	.	.
TM	TEAM	6-0	1	.	1	.	.	.	.	.	.	1	.	.
5	Turner III, Trey	3-0	.	1	1	.	.	.	.	.	.	.	.	.
0H	Robertson, Demetris	2-2	1	.	1	.	.	.	.	.	.	.	.	.
2D	Rockett, Matt	3-0	1	.	1	.	.	.	.	.	.	.	.	.
32	Anderson, Jacob	3-0	1	.	1	.	.	.	.	.	.	.	.	.
72	Bennett, Kamryn	8-8	1	.	1	.	.	.	.	.	.	.	.	.
47	Vera, Alonso	8-0	.	1	1	.	.	.	.	.	.	.	.	.
17	Wharton III, Vic	8-6	1	.	1	.	.	.	.	.	.	.	.	.
55	Tongilava, Aisea	3-0	1	.	1	.	.	.	.	.	.	.	.	.
13	Ude, Russ	5-0	.	.	.	.	.	.	.	2	.	.	.	.
Total			8	348	280	628	48-214	20-130	13-193	25	25	8-67	11	.
Opponents			8	315	234	549	65-280	26-176	10-180	30	15	6-14	6	.

2017 Cal Football  
California Team Game-by-Game (as of Oct 21, 2017)  
All games

TEAM STATISTICS

		Rushing				Receiving				Passing				Kick Returns				Punt Returns				tot		
Date	Opponent	no.	yds	td	lg	no.	yds	td	lg	cmp	att	int	yds	td	lg	no.	yds	td	lg	no.	yds	td	lg	off
Sep 02	at North Carolina	35	106	1	12	24	363	4	67	24-38-2	363	4	67	3	50	0	20	0	0	0	0	0	0	469
Sep 09	WEBER STATE	34	231	4	73	20	200	0	33	20-28-0	200	0	33	3	53	0	24	0	0	0	0	0	0	431
Sep 16	OLE MISS	40	163	1	25	24	236	1	28	24-48-2	236	1	28	4	77	0	28	0	0	0	0	0	0	399
Sep 23	USC	33	113	1	23	22	303	1	38	22-52-4	303	1	38	4	112	0	40	1	3	0	3			416
Sep 30	at Oregon	29	8	0	7	23	255	3	75	23-43-0	255	3	75	7	168	0	29	2	7	0	8			263
Oct 7	at Washington	26	-40	0	9	16	133	0	23	16-26-0	133	0	23	6	105	0	24	0	0	0	0	0		93
Oct 13	WASHINGTON STATE	32	106	2	26	21	259	1	33	21-38-0	259	1	33	2	36	0	25	2	31	0	31			365
Oct 21	ARIZONA	47	172	4	18	29	301	2	36	29-49-2	301	2	36	4	85	0	44	1	10	0	10			473
California		276	859	13	73	179	2050	12	75	179-322-10	2050	12	75	33	686	0	44	6	51	0	31			2909
		316	1403	17	76	188	2064	11	72	188-298-13	2064	11	72	20	450	0	42	11	148	0	23			3467

Games: 8 • Avg/rush: 3.1 • Avg/catch: 11.5 • Pass effc: 115.16 • KR avg: 20.8 • PR avg: 8.5 • All purpose avg/game: 479.9 • Total offense avg/gm: 363.6

		Tackles				Sacks	Fumble		Pass Defense			blkd	PAT Attempts			off		
Date	Opponent	ua	a	total	tfl-yds	no-yds	ff	fr-yds	int-yds	qbh	brup	kick	kick	rush	rcv	saf	t/o	pts
Sep 02	at North Carolina	46	46	92	4.0-14	2.0-10	1	1-0	2-42	4	4	0	5-5	0	0	0	0	35
Sep 09	WEBER STATE	65	4	69	6.0-15	2.0-5	4	3-0	0-0	6	4	0	3-4	0	0	0	10	33
Sep 16	OLE MISS	32	32	64	7.0-51	5.0-38	0	0-0	3-54	5	6	0	3-3	0	0	0	14	27
Sep 23	USC	42	44	86	5.0-15	1.0-5	1	1-0	1-13	3	4	0	2-2	0	0	0	0	20
Sep 30	at Oregon	48	36	84	3.0-5	0.0-0	1	0-0	1-53	2	1	0	3-3	0	0	0	7	24
Oct 7	at Washington	47	36	83	6.0-26	1.0-8	1	1-37	0-0	0	2	0	1-1	0	0	0	7	7
Oct 13	WASHINGTON STATE	40	38	78	12.0-77	9.0-64	3	2-30	5-0	2	3	0	4-4	0	0	0	13	37
Oct 21	ARIZONA	28	44	72	5.0-11	0.0-0	0	0-0	1-31	3	1	0	5-5	0	0	0	0	44
California		348	280	628	48.0-214	20.0-130	11	8-67	13-193	25	25	0	26-27	0	0	0	51	227
		315	234	549	65.0-280	26.0-176	6	6-14	10-180	15	30	0	26-27	0	0	0	41	227

Date	Opponent	Punting									Field Goals			Kickoffs				
		no.	yds	avg	long	blkd	tb	fc	50+	i20	md-att	long	blkd	no.	yds	avg	tb	ob
Sep 02	at North Carolina	5	221	44.2	57	0	0	2	1	1	0-1	0	0	6	388	64.7	3	0
Sep 09	WEBER STATE	4	159	39.8	51	0	0	2	1	2	2-2	40	0	7	429	61.3	2	0
Sep 16	OLE MISS	5	229	45.8	52	0	0	2	2	0	2-4	41	0	6	385	64.2	2	0
Sep 23	USC	2	87	43.5	51	0	0	1	1	0	2-3	36	0	4	210	52.5	1	1
Sep 30	at Oregon	7	289	41.3	53	0	0	1	1	3	1-1	36	0	4	253	63.2	2	0
Oct 7	at Washington	9	362	40.2	51	0	0	3	1	1	0-1	0	0	1	65	65.0	0	0
Oct 13	WASHINGTON STATE	7	293	41.9	48	0	3	0	0	2	3-3	48	0	7	453	64.7	5	0
Oct 21	ARIZONA	3	97	32.3	38	0	0	1	0	0	1-1	52	0	6	361	60.2	4	0
California		42	1737	41.4	57	0	3	12	7	9	11-16	52	0	41	2544	62.0	19	1
		32	1247	39.0	50	0	1	17	2	8	11-16	52	0	42	2536	60.4	7	1

2017 Cal Football  
California Opponent Game-by-Game (as of Oct 21, 2017)  
All games

OPPONENT STATISTICS

Date	Opponent	Rushing				Receiving				Passing				Kick Returns				Punt Returns				tot off
		no.	yds	td	lg	no.	yds	td	lg	cmp-att-int	yds	td	lg	no.	yds	td	lg	no.	yds	td	lg	
Sep 02	at North Carolina	45	219	3	47	25	221	1	22	25-44-2	221	1	22	3	68	0	25	1	17	0	17	440
Sep 09	WEBER STATE	38	140	1	12	25	431	1	55	25-45-0	431	1	55	5	107	0	42	1	0	0	0	571
Sep 16	OLE MISS	29	53	0	12	26	363	2	72	26-44-3	363	2	72	4	104	0	32	0	0	0	0	416
Sep 23	USC	38	133	1	19	26	223	2	19	26-38-1	223	2	19	2	55	0	29	1	13	0	13	356
Sep 30	at Oregon	56	328	5	68	17	131	1	37	17-22-1	131	1	37	2	33	0	21	2	28	0	23	459
Oct 7	at Washington	38	162	3	21	27	215	2	29	27-42-0	215	2	29	1	26	0	26	4	66	0	22	377
Oct 13	WASHINGTON STATE	26	23	0	17	32	314	0	43	32-48-5	314	0	43	2	39	0	20	2	24	0	16	337
Oct 21	ARIZONA	46	345	4	76	10	166	2	56	10-15-1	166	2	56	1	18	0	18	0	0	0	0	511
Opponents		316	1403	17	76	188	2064	11	72	188-298-13	2064	11	72	20	450	0	42	11	148	0	23	3467
		276	859	13	73	179	2050	12	75	179-322-10	2050	12	75	33	686	0	44	6	51	0	31	2909

Games: 8 • Avg/rush: 4.4 • Avg/catch: 11.0 • Pass effic: 124.72 • KR avg: 22.5 • PR avg: 13.5 • All purpose avg/game: 533.2 • Total offense avg/gm: 433.4

Date	Opponent	Tackles				Sacks no-yds	Fumble		Pass Defense			blkd kick	PAT Attempts			off	
		ua	a	total	tfl-yds		ff	fr-yds	int-yds	qbh	brup		kick	rush	rcv	saf	t/o
Sep 02	at North Carolina	34	38	72	6.0-10	1.0-1	0	0-0	2-73	3	4	0	3-3	0	0	0	14
Sep 09	WEBER STATE	43	10	53	10.0-41	3.0-27	1	1-13	0-0	1	0	0	2-2	0	0	0	3
Sep 16	OLE MISS	48	26	74	8.0-23	1.0-4	0	0-0	2-15	2	5	0	1-2	0	0	0	16
Sep 23	USC	37	32	69	6.0-35	3.0-20	2	2-1	4-71	6	5	0	3-3	0	0	0	17
Sep 30	at Oregon	41	26	67	11.0-53	7.0-40	1	2-0	0-0	2	5	0	6-6	0	0	0	7
Oct 7	at Washington	30	24	54	9.0-65	8.0-61	1	1-0	0-0	0	3	0	5-5	0	0	0	38
Oct 13	WASHINGTON STATE	32	30	62	9.0-34	2.0-16	0	0-0	0-0	0	3	0	0-0	0	0	0	3
Oct 21	ARIZONA	50	48	98	6.0-19	1.0-7	1	0-0	2-21	1	5	0	6-6	0	0	0	45
Opponents		315	234	549	65.0-280	26.0-176	6	6-14	10-180	15	30	0	26-27	0	0	0	227
		348	280	628	48.0-214	20.0-130	11	8-67	13-193	25	25	0	26-27	0	0	0	227

Date	Opponent	Punting								Field Goals			Kickoffs				
		no.	yds	avg	long	blkd	tb	fc	50+	i20	md-att	long	blkd	no.	yds	avg	tb
Sep 02	at North Carolina	4	166	41.5	44	0	0	3	0	1	1-2	39	0	5	314	62.8	2
Sep 09	WEBER STATE	2	78	39.0	44	0	0	1	0	2	2-2	45	0	3	163	54.3	0
Sep 16	OLE MISS	6	256	42.7	49	0	1	4	0	2	1-2	21	0	4	242	60.5	0
Sep 23	USC	3	127	42.3	50	0	0	2	1	0	3-3	46	0	7	448	64.0	2
Sep 30	at Oregon	6	231	38.5	43	0	0	3	0	1	1-1	42	0	8	512	64.0	1
Oct 7	at Washington	4	170	42.5	50	0	0	3	1	2	1-2	23	0	7	368	52.6	0
Oct 13	WASHINGTON STATE	4	118	29.5	46	0	0	0	0	0	1-2	52	0	2	124	62.0	0
Oct 21	ARIZONA	3	101	33.7	35	0	0	1	0	0	1-2	36	0	6	365	60.8	2
Opponents		32	1247	39.0	50	0	1	17	2	8	11-16	52	0	42	2536	60.4	7
		42	1737	41.4	57	0	3	12	7	9	11-16	52	0	41	2544	62.0	19



2017 Cal Football  
California Team Game-by-Game Comparison (as of Oct 21, 2017)  
All games

Opponent	Score	First Downs				Rushing Number-Yards	Passing		Total Offense Plays-Yards	Return Yards	Turn- Overs
		Total	Rush	Pass	Pen		Comp-Att-Int	Yards			
North Carolina	35 - 30	20 / 28	6 / 10	13 / 16	1 / 2	35-106 / 45-219	24-38-2 / 25-44-2	363 / 221	73-469 / 89-440	92 / 158	2 / 3
WEBER STATE	33 - 20	19 / 24	9 / 10	8 / 14	2 / 0	34-231 / 38-140	20-28-0 / 25-45-0	200 / 431	62-431 / 83-571	53 / 120	1 / 3
OLE MISS	27 - 16	25 / 19	8 / 5	13 / 11	4 / 3	40-163 / 29-53	24-48-2 / 26-44-3	236 / 363	88-399 / 73-416	131 / 119	2 / 3
USC	20 - 30	21 / 22	9 / 8	10 / 14	2 / 0	33-113 / 38-133	22-52-4 / 26-38-1	303 / 223	85-416 / 76-356	128 / 140	6 / 2
Oregon	24 - 45	17 / 24	3 / 15	10 / 6	4 / 3	29-8 / 56-328	23-43-0 / 17-22-1	255 / 131	72-263 / 78-459	228 / 61	2 / 1
Washington	7 - 38	9 / 22	3 / 8	5 / 13	1 / 1	26-40 / 38-162	16-26-0 / 27-42-0	133 / 215	52-93 / 80-377	142 / 92	1 / 1
WASHINGTON STATE	37 - 3	18 / 16	5 / 3	12 / 12	1 / 1	32-106 / 26-23	21-38-0 / 32-48-5	259 / 314	70-365 / 74-337	97 / 63	0 / 7
ARIZONA	44 - 45	31 / 24	9 / 15	17 / 7	5 / 2	47-172 / 46-345	29-49-2 / 10-15-1	301 / 166	96-473 / 61-511	126 / 39	2 / 1
Totals	227 - 227	160 / 179	52 / 74	88 / 93	20 / 12	276-859 / 316-1403	179-322-10 / 188-298-13	2050 / 2064	598-2909 / 614-3467	997 / 792	16 / 21

Opponent	3rd Down Conversions	4th Down Conversions	Time of Possession	TOP Margin	Avg Yds/Rush	Avg Yds/Pass	Avg Yds/Play	Punting Number-Avg	Penalties Number-Yards	Sacks
North Carolina	8-18 / 7-16	2-2 / 1-2	29:47 / 30:13	-0:26	3.0 / 4.9	9.6 / 5.0	6.4 / 4.9	5-44.2 / 4-41.5	9-57 / 7-50	2 / 1
WEBER STATE	4-12 / 9-17	2-2 / 1-4	24:47 / 35:13	-10:26	6.8 / 3.7	7.1 / 9.6	7.0 / 6.9	4-39.8 / 2-39.0	6-34 / 6-50	2 / 3
OLE MISS	8-22 / 5-17	2-3 / 0-1	32:53 / 27:07	5:46	4.1 / 1.8	4.9 / 8.2	4.5 / 5.7	5-45.8 / 6-42.7	7-90 / 16-113	5 / 1
USC	6-19 / 6-15	4-6 / 0-2	29:00 / 31:00	-2:00	3.4 / 3.5	5.8 / 5.9	4.9 / 4.7	2-43.5 / 3-42.3	6-44 / 5-53	1 / 3
Oregon	4-18 / 6-14	1-3 / 0-0	31:06 / 28:54	2:12	0.3 / 5.9	5.9 / 6.0	3.7 / 5.9	7-41.3 / 6-38.5	4-37 / 10-110	0 / 7
Washington	4-14 / 12-20	0-1 / 1-1	25:24 / 34:36	-9:12	-1.5 / 4.3	5.1 / 5.1	1.8 / 4.7	9-40.2 / 4-42.5	4-31 / 6-40	1 / 8
WASHINGTON STATE	7-17 / 4-16	0-0 / 2-3	27:10 / 32:50	-5:40	3.3 / 0.9	6.8 / 6.5	5.2 / 4.6	7-41.9 / 4-29.5	8-75 / 5-50	9 / 2
ARIZONA	13-19 / 4-10	1-1 / 0-0	35:00 / 25:00	10:00	3.7 / 7.5	6.1 / 11.1	4.9 / 8.4	3-32.3 / 3-33.7	7-58 / 8-88	0 / 1
Totals	54-139 / 53-125	12-18 / 5-13	235:07 / 244:53	-9:46	3.1 / 4.4	6.4 / 6.9	4.9 / 5.6	42-41.4 / 32-39.0	51-426 / 63-554	20 / 26

Note: Game totals are displayed in the format TEAM/OPPONENT for each category

2017 Cal Football  
California Team Game-by-Game Comparison (as of Oct 21, 2017)  
All games

Opponent	Score	First Downs				Rushing Number-Yards	Passing		Total Offense Plays-Yards	Return Yards	Turn- Overs
		Total	Rush	Pass	Pen		Comp-Att-Int	Yards			
North Carolina	35 - 30	20 / 28	6 / 10	13 / 16	1 / 2	35-106 / 45-219	24-38-2 / 25-44-2	363 / 221	73-469 / 89-440	92 / 158	2 / 3
WEBER STATE	33 - 20	19 / 24	9 / 10	8 / 14	2 / 0	34-231 / 38-140	20-28-0 / 25-45-0	200 / 431	62-431 / 83-571	53 / 120	1 / 3
OLE MISS	27 - 16	25 / 19	8 / 5	13 / 11	4 / 3	40-163 / 29-53	24-48-2 / 26-44-3	236 / 363	88-399 / 73-416	131 / 119	2 / 3
USC	20 - 30	21 / 22	9 / 8	10 / 14	2 / 0	33-113 / 38-133	22-52-4 / 26-38-1	303 / 223	85-416 / 76-356	128 / 140	6 / 2
Oregon	24 - 45	17 / 24	3 / 15	10 / 6	4 / 3	29-8 / 56-328	23-43-0 / 17-22-1	255 / 131	72-263 / 78-459	228 / 61	2 / 1
Washington	7 - 38	9 / 22	3 / 8	5 / 13	1 / 1	26-40 / 38-162	16-26-0 / 27-42-0	133 / 215	52-93 / 80-377	142 / 92	1 / 1
WASHINGTON STATE	37 - 3	18 / 16	5 / 3	12 / 12	1 / 1	32-106 / 26-23	21-38-0 / 32-48-5	259 / 314	70-365 / 74-337	97 / 63	0 / 7
ARIZONA	44 - 45	31 / 24	9 / 15	17 / 7	5 / 2	47-172 / 46-345	29-49-2 / 10-15-1	301 / 166	96-473 / 61-511	126 / 39	2 / 1
Totals	227 - 227	160 / 179	52 / 74	88 / 93	20 / 12	276-859 / 316-1403	179-322-10 / 188-298-13	2050 / 2064	598-2909 / 614-3467	997 / 792	16 / 21

Opponent	3rd Down Conversions	4th Down Conversions	Time of Possession	TOP Margin	Avg Yds/Rush	Avg Yds/Pass	Avg Yds/Play	Punting Number-Avg	Penalties Number-Yards	Sacks
North Carolina	8-18 / 7-16	2-2 / 1-2	29:47 / 30:13	-0:26	3.0 / 4.9	9.6 / 5.0	6.4 / 4.9	5-44.2 / 4-41.5	9-57 / 7-50	2 / 1
WEBER STATE	4-12 / 9-17	2-2 / 1-4	24:47 / 35:13	-10:26	6.8 / 3.7	7.1 / 9.6	7.0 / 6.9	4-39.8 / 2-39.0	6-34 / 6-50	2 / 3
OLE MISS	8-22 / 5-17	2-3 / 0-1	32:53 / 27:07	5:46	4.1 / 1.8	4.9 / 8.2	4.5 / 5.7	5-45.8 / 6-42.7	7-90 / 16-113	5 / 1
USC	6-19 / 6-15	4-6 / 0-2	29:00 / 31:00	-2:00	3.4 / 3.5	5.8 / 5.9	4.9 / 4.7	2-43.5 / 3-42.3	6-44 / 5-53	1 / 3
Oregon	4-18 / 6-14	1-3 / 0-0	31:06 / 28:54	2:12	0.3 / 5.9	5.9 / 6.0	3.7 / 5.9	7-41.3 / 6-38.5	4-37 / 10-110	0 / 7
Washington	4-14 / 12-20	0-1 / 1-1	25:24 / 34:36	-9:12	-1.5 / 4.3	5.1 / 5.1	1.8 / 4.7	9-40.2 / 4-42.5	4-31 / 6-40	1 / 8
WASHINGTON STATE	7-17 / 4-16	0-0 / 2-3	27:10 / 32:50	-5:40	3.3 / 0.9	6.8 / 6.5	5.2 / 4.6	7-41.9 / 4-29.5	8-75 / 5-50	9 / 2
ARIZONA	13-19 / 4-10	1-1 / 0-0	35:00 / 25:00	10:00	3.7 / 7.5	6.1 / 11.1	4.9 / 8.4	3-32.3 / 3-33.7	7-58 / 8-88	0 / 1
Totals	54-139 / 53-125	12-18 / 5-13	235:07 / 244:53	-9:46	3.1 / 4.4	6.4 / 6.9	4.9 / 5.6	42-41.4 / 32-39.0	51-426 / 63-554	20 / 26

Note: Game totals are displayed in the format TEAM/OPPONENT for each category

				Times	Times	Total		Rush	Pass	FGs	Failed to score inside RZ					
Date	Opponent	Score		In RZ	Scored	Pts	TDs	TDs	TDs	Made	FGA	Down	Int	Fumb	Half	Game
Sep 02, 2017	at North Carolina	W 35-30		4	4	27	4	3	1	0	0	0	0	0	0	0
Sep 09, 2017	WEBER STATE	W 33-20		5	2	10	1	1	0	1	0	3	0	0	0	0
Sep 16, 2017	OLE MISS	W 27-16		2	1	3	0	0	0	1	0	1	0	0	0	0
Sep 23, 2017	USC	L 20-30		5	5	27	3	1	2	2	0	0	0	0	0	0
Sep 30, 2017	at Oregon	L 24-45		4	4	28	4	4	0	0	0	0	0	0	0	0
Oct 7, 2017	at Washington	L 7-38		6	5	31	4	2	2	1	1	0	0	0	0	0
Oct 13, 2017	WASHINGTON STATE	W 37-3		3	1	3	0	0	0	1	0	0	2	0	0	0
Oct 21, 2017	ARIZONA	L 44-45		2	2	10	1	1	0	1	0	0	0	0	0	0
Totals				31	24	139	17	12	5	7	1	4	2	0	0	0
24 of 31 (77.4%)																

2017 Cal Football  
California By-Quarter Statistics (as of Oct 21, 2017)  
All games

3rd-Down Conversions

Date	Opponent	Score	Overall		1st Qtr		2nd Qtr		3rd Qtr		4th Qtr		Overtime	
Sep 02, 2017	at North Carolina	W 35-30	8-18	44.4	2-5	40.0	2-4	50.0	1-5	20.0	3-4	75.0		
Sep 09, 2017	WEBER STATE	W 33-20	4-12	33.3	1-4	25.0	1-3	33.3	1-3	33.3	1-2	50.0		
Sep 16, 2017	OLE MISS	W 27-16	8-22	36.4	3-5	60.0	1-6	16.7	3-6	50.0	1-5	20.0		
Sep 23, 2017	USC	L 20-30	6-19	31.6	2-4	50.0	2-7	28.6	1-4	25.0	1-4	25.0		
Sep 30, 2017	at Oregon	L 24-45	4-18	22.2	2-4	50.0	1-5	20.0	0-2	0.0	1-7	14.3		
Oct 7, 2017	at Washington	L 7-38	4-14	28.6	1-4	25.0	1-3	33.3	0-2	0.0	2-5	40.0		
Oct 13, 2017	WASHINGTON STATE	W 37-3	7-17	41.2	1-4	25.0	2-4	50.0	2-5	40.0	2-4	50.0		
Oct 21, 2017	ARIZONA	L 44-45	13-19	68.4	4-5	80.0	2-4	50.0	5-5	100.0	1-3	33.3	1-2	50.0
California			54-139	38.8	16-35	45.7	12-36	33.3	13-32	40.6	12-34	35.3	1-2	50.0
Opponents			53-125	42.4	9-28	32.1	15-31	48.4	16-29	55.2	13-37	35.1	0-0	0.0

4th-Down Conversions

Date	Opponent	Score	Overall		1st Qtr		2nd Qtr		3rd Qtr		4th Qtr		Overtime	
Sep 02, 2017	at North Carolina	W 35-30	2-2	100.0	0-0	0.0	0-0	0.0	0-0	0.0	2-2	100.0		
Sep 09, 2017	WEBER STATE	W 33-20	2-2	100.0	0-0	0.0	1-1	100.0	0-0	0.0	1-1	100.0		
Sep 16, 2017	OLE MISS	W 27-16	2-3	66.7	0-0	0.0	0-1	0.0	1-1	100.0	1-1	100.0		
Sep 23, 2017	USC	L 20-30	4-6	66.7	1-1	100.0	1-1	100.0	1-2	50.0	1-2	50.0		
Sep 30, 2017	at Oregon	L 24-45	1-3	33.3	0-0	0.0	0-0	0.0	0-0	0.0	1-3	33.3		
Oct 7, 2017	at Washington	L 7-38	0-1	0.0	0-0	0.0	0-0	0.0	0-0	0.0	0-1	0.0		
Oct 13, 2017	WASHINGTON STATE	W 37-3	0-0	0.0	0-0	0.0	0-0	0.0	0-0	0.0	0-0	0.0		
Oct 21, 2017	ARIZONA	L 44-45	1-1	100.0	0-0	0.0	0-0	0.0	0-0	0.0	0-0	0.0	1-1	100.0
California			12-18	66.7	1-1	100.0	2-3	66.7	2-3	66.7	6-10	60.0	1-1	100.0
Opponents			5-13	38.5	0-1	0.0	2-2	100.0	0-2	0.0	3-8	37.5	0-0	0.0

Time of Possession

Date	Opponent	Score	Overall		1st Qtr		2nd Qtr		3rd Qtr		4th Qtr		Overtime	
Sep 02, 2017	at North Carolina	W 35-30	29:47		7:13		7:04		8:12		7:18			
Sep 09, 2017	WEBER STATE	W 33-20	24:47		6:59		7:01		5:27		5:20			
Sep 16, 2017	OLE MISS	W 27-16	32:53		7:14		8:33		8:35		8:31			
Sep 23, 2017	USC	L 20-30	29:00		8:14		6:26		9:00		5:20			
Sep 30, 2017	at Oregon	L 24-45	31:06		6:50		9:45		4:28		10:03			
Oct 7, 2017	at Washington	L 7-38	25:24		6:43		6:23		3:49		8:29			
Oct 13, 2017	WASHINGTON STATE	W 37-3	27:10		5:03		4:39		8:18		9:10			
Oct 21, 2017	ARIZONA	L 44-45	35:00		9:26		7:45		10:50		6:59		0:00	
California			Total		57:42		57:36		58:39		61:10		0:00	
			Avg.		7:12		7:12		7:19		7:38		0:00	
Opponents			Total		62:18		62:24		61:21		58:50		0:00	
			Avg.		7:47		7:48		7:40		7:21		0:00	

2017 Cal Football  
California Games Played (as of Oct 21, 2017)  
All games

##	PLAYER	GP-GS	NC	WEB	OM	USC	ORE	WASH	WSU	ARIZ
2	Allensworth, Da	8/2	XXX	XXX	XXX	XXX	XXX	XXX	START	START
32	Anderson, Jacob	3/-	...	...	...	...	...	XXX	XXX	XXX
0	Anderson, Matt	8/-	XXX	XXX	XXX	XXX	XXX	XXX	XXX	XXX
11	Anoa'i, Hamilt	3/-	...	...	...	...	...	XXX	XXX	XXX
11	Anoa'i, Hamilto	5/-	XXX	XXX	XXX	XXX	XXX	...	...	...
80	Ashton, Jake	2/-	...	...	...	...	...	...	XXX	XXX
76	Bazakas, Henry	2/-	...	XXX	...	...	XXX	...	...	...
22	Beck, Traveon	8/-	XXX	XXX	XXX	XXX	XXX	XXX	XXX	XXX
90	Becker, Rusty	6/-	XXX	XXX	XXX	XXX	XXX	XXX	...	...
72	Bennett, Kamryn	8/8	START	START	START	START	START	START	START	START
93	Bequette, Luc	8/8	START	START	START	START	START	START	START	START
0C	Bowers, Ross	8/8	START	START	START	START	START	START	START	START
4	Brown, Derron	8/2	XXX	START	XXX	XXX	XXX	START	XXX	XXX
41	Brown, Gerran	8/1	XXX	XXX	XXX	XXX	XXX	XXX	XXX	START
24	Bynum, Camryn	8/8	START	START	START	START	START	START	START	START
2B	Clark, Derrick	5/1	...	...	...	XXX	XXX	XXX	START	XXX
37	Coutts, Steven	2/-	XXX	...	...	...	...	XXX	...	...
71	Curhan, Jake	8/7	START	START	XXX	START	START	START	START	START
61	Daltoso, Valent	7/7	START	START	START	...	START	START	START	START
27	Davis, Ashtyn	8/2	XXX	XXX	XXX	XXX	XXX	XXX	START	START
31	Davison, Raymon	8/5	START	XXX	START	START	XXX	XXX	START	START
1	Downs, Devante	7/7	START	START	START	START	START	START	START	...
20	Drayden, Josh	8/-	XXX	XXX	XXX	XXX	XXX	XXX	XXX	XXX
0B	Duncan, Jordan	8/2	XXX	XXX	START	XXX	START	XXX	XXX	XXX
0D	Echols, Zion	5/1	...	...	...	XXX	XXX	START	XXX	XXX
2C	Enwere, Vic	8/2	XXX	XXX	START	XXX	XXX	XXX	XXX	START
14	Forrest, Chase	3/-	...	...	...	...	XXX	XXX	XXX	...
18	Franklin Jr., M	8/2	START	START	XXX	XXX	XXX	XXX	XXX	XXX
36	Funches, Alex	8/5	XXX	START	START	START	START	START	XXX	XXX
74	Gibson, Ryan	6/2	...	XXX	XXX	START	XXX	XXX	...	START
19	Goode, Cameron	8/8	START	START	START	START	START	START	START	START
34	Grace, De'Zhon	8/-	XXX	XXX	XXX	XXX	XXX	XXX	XXX	XXX
3D	Hale, Fabiano	7/-	...	XXX	XXX	XXX	XXX	XXX	XXX	XXX
6	Hawkins, Jaylin	7/7	START	...	START	START	START	START	START	START
0F	Hawkins, Jeremi	6/-	...	...	XXX	XXX	XXX	XXX	XXX	XXX
3	Hicks, Elijah	8/4	XXX	XXX	START	START	START	START	XXX	XXX
77	Hinnant, J.D.	3/-	XXX	XXX	...	...	XXX	...	...	...
94	Howard, Trevor	1/-	...	...	...	XXX	...	...	...	...
42	Klumph, Dylan	8/-	XXX	XXX	XXX	XXX	XXX	XXX	XXX	XXX
59	Kunaszyk, Jorda	5/1	XXX	...	...	...	XXX	XXX	XXX	START
2H	Laird, Patrick	7/4	XXX	XXX	START	START	START	START	...	XXX
9	Looney, James	8/8	START	START	START	START	START	START	START	START
91	McMorris, Malik	8/6	START	START	XXX	START	START	XXX	START	START
79	Mekari, Patrick	7/7	START	START	START	START	START	START	START	...
97	Mekari, Tony	8/8	START	START	START	START	START	START	START	START
21	Netherda, Alex	5/-	...	XXX	...	...	XXX	XXX	XXX	XXX
0I	Noa, Kanawai	7/5	START	START	XXX	START	XXX	...	START	START



2017 Cal Football  
California Games Played (as of Oct 21, 2017)  
All games

##	PLAYER	GP-GS	NC	WEB	OM	USC	ORE	WASH	WSU	ARIZ
4J	Norbeck, Justin	1/-	...	...	...	...	...	XXX	...	...
16	Nwokocha, Chibu	1/-	...	XXX	...	...	...	...	...	...
57	Ooms, Addison	8/7	START	START	XXX	START	START	START	START	START
40	Ortega Jr., Dav	1/-	...	...	...	...	...	...	XXX	...
98	Palmer, Chris	8/-	XXX	XXX	XXX	XXX	XXX	XXX	XXX	XXX
96	Paul, Tevin	7/-	XXX	XXX	...	XXX	XXX	XXX	XXX	XXX
23	Psalms, Malik	8/-	XXX	XXX	XXX	XXX	XXX	XXX	XXX	XXX
84	Reinwald, Gavin	8/1	XXX	XXX	START	XXX	XXX	XXX	XXX	XXX
8	Robertson, Deme	2/2	START	START	...	...	...	...	...	...
67	Robinson, Matt	1/-	...	...	XXX	...	...	...	...	...
2D	Rockett, Matt	3/-	...	...	...	...	XXX	...	XXX	XXX
17	Rubenzer, Luke	5/-	XXX	XXX	XXX	XXX	XXX	...	...	...
53	Saffell, Michae	4/-	...	...	...	XXX	XXX	XXX	...	XXX
51	Saffle, Cameron	1/1	START	...	...	...	...	...	...	...
4A	Siemieniec, Gab	8/-	XXX	XXX	XXX	XXX	XXX	XXX	XXX	XXX
11	Singleton, Bran	8/3	XXX	XXX	START	XXX	START	START	XXX	XXX
0A	Stovall, Melqui	2/-	XXX	...	...	XXX	...	...	...	...
28	Tartabull, Quen	8/5	START	START	START	START	START	XXX	XXX	XXX
55	Tongilava, Aise	3/-	XXX	XXX	...	...	...	...	...	XXX
5	Turner III, Tre	3/-	XXX	...	XXX	XXX	...	...	...	...
13	Ude, Russ	5/-	XXX	XXX	...	...	XXX	XXX	XXX	...
91	Udeogu, Chinedu	8/-	XXX	XXX	XXX	XXX	XXX	XXX	XXX	XXX
58	Uluave, Semisi	6/-	...	XXX	XXX	XXX	XXX	XXX	...	XXX
15	Veasy, Jordan	8/6	XXX	XXX	START	START	START	START	START	START
47	Vera, Alonso	8/-	XXX	XXX	XXX	XXX	XXX	XXX	XXX	XXX
0E	Watson, Tre	2/2	START	START	...	...	...	...	...	...
89	Weaver, Evan	8/4	XXX	START	XXX	XXX	START	START	START	XXX
87	Wells, Kyle	7/-	...	XXX	XXX	XXX	XXX	XXX	XXX	XXX
1G	Wharton III, Vi	8/6	START	START	XXX	START	XXX	START	START	START
54	Williams, Gentl	4/-	...	XXX	XXX	...	XXX	...	XXX	...

2017 Cal Football  
California Total Tackles Game-by-Game (as of Oct 21, 2017)  
All games

Total Tackles	UA-A	Total	NC	WEB	OM	USC	ORE	WASH	WSU	ARIZ
Downs, Devante ILB	36-29	65	8-5	4-1	7-7	8-6	4-4	4-2	1-4	DNP
Davison, Raymon ILB	32-15	47	4-2	11-0	3-3	4-3	4-3	2-0	2-2	2-2
Goode, Cameron OLB	18-22	40	2-5	2-0	1-1	2-4	3-3	4-1	1-2	3-6
Bynum, Camryn CB	24-16	40	3-4	8-0	2-2	3-3	3-4	3-2	0-1	2-0
Tartabull, Quen S	22-17	39	3-5	4-1	4-1	4-3	3-0	3-3	1-3	0-1
Kunaszyk, Jorda ILB	17-20	37	-	DNP	DNP	DNP	5-4	1-2	5-6	6-8
Brown, Gerran ILB	12-23	35	2-5	2-0	-	0-2	1-3	4-1	2-3	1-9
Looney, James DE	13-18	31	0-4	4-1	0-1	2-2	0-3	3-1	1-3	3-3
Weaver, Evan ILB	17-13	30	3-2	2-0	0-1	1-4	3-3	4-2	2-0	2-1
Hawkins, Jaylin S	16-13	29	1-2	DNP	5-3	2-4	1-1	2-2	4-0	1-1
Funches, Alex OLB	17-7	24	3-1	3-0	1-4	4-1	2-0	4-0	0-1	-
Hicks, Elijah CB	16-6	22	1-0	2-0	2-0	3-1	2-1	2-2	4-2	-
Bequette, Luc DE	5-16	21	1-4	1-0	0-1	1-3	1-2	0-3	1-2	0-1
Davis, Ashtyn S	10-9	19	1-0	-	-	0-1	1-1	2-2	3-2	3-3
Brown, Derron S	10-8	18	0-1	3-0	-	3-2	3-1	1-4	-	-
Mekari, Tony NG	10-7	17	1-1	5-1	0-2	-	2-0	1-0	1-1	0-2
Allensworth, Da CB	12-4	16	1-0	-	1-1	1-0	3-0	3-0	3-1	0-2
Beck, Traveon CB	5-8	13	1-0	1-0	3-1	0-1	-	0-3	0-3	-
Franklin Jr., M CB	10-2	12	4-1	3-0	-	-	-	-	2-0	1-1
Paul, Tevin DE	7-4	11	2-0	1-0	DNP	-	0-1	2-1	2-1	0-1
Drayden, Josh CB	4-5	9	-	-	0-1	0-2	3-0	0-1	1-0	0-1
Rubenzler, Luke S	5-2	7	0-1	5-0	-	-	0-1	DNP	DNP	DNP
Saffle, Cameron OLB	4-2	6	4-2	DNP	DNP	DNP	DNP	DNP	DNP	DNP
Anoa'i, Hamilto	4-1	5	-	-	2-1	-	2-0	DNP	DNP	DNP
Palmer, Chris NG	3-2	5	-	-	-	-	-	1-1	-	2-1
Udeogu, Chinedu DE	2-2	4	-	-	1-0	-	0-1	-	1-0	0-1
Becker, Rusty DE	2-2	4	-	2-0	-	-	-	0-2	DNP	DNP
Grace, De'Zhon S	2-1	3	-	1-0	0-1	-	-	-	1-0	-
Psalms, Malik OLB	2-1	3	-	-	0-1	1-0	-	-	1-0	-
Anoa'i, Hamilt OLB	0-2	2	DNP	DNP	DNP	DNP	DNP	0-1	0-1	-
Curhan, Jake	2-0	2	-	-	-	-	-	1-0	-	1-0
Bowers, Ross	2-0	2	-	-	-	2-0	-	-	-	-
Tongilava, Aise ILB	1-0	1	-	-	DNP	DNP	DNP	DNP	DNP	1-0
Vera, Alonso	0-1	1	-	-	-	0-1	-	-	-	-
Bennett, Kamryn	1-0	1	-	1-0	-	-	-	-	-	-
Turner III, Tre S	0-1	1	-	DNP	-	0-1	DNP	DNP	DNP	DNP
TEAM	1-0	1	-	-	-	-	1-0	-	-	-
Rockett, Matt	1-0	1	DNP	DNP	DNP	DNP	1-0	DNP	-	-
Robertson, Deme	1-0	1	1-0	-	DNP	DNP	DNP	DNP	DNP	DNP
Anderson, Jacob S	1-0	1	DNP	DNP	DNP	DNP	DNP	-	1-0	-
Veasy, Jordan	0-1	1	0-1	-	-	-	-	-	-	-
Wharton III, Vi	1-0	1	-	-	-	1-0	-	-	-	-

2017 Cal Football  
California Passing Game-by-Game (as of Oct 21, 2017)  
All games

#0C Bowers, Ross	Comp	Att	Int	Pct	Yards	TD	Long	Sacked	Effic
North Carolina	24	38	2	63.2	363	4	67	1-1	167.61
Weber State	20	28	0	71.4	200	0	33	3-27	131.43
Ole Miss	24	47	2	51.1	236	1	28	1-4	91.75
USC	22	50	4	44.0	303	1	38	3-20	85.50
Oregon	23	41	0	56.1	255	3	75	7-40	132.49
Washington	11	18	0	61.1	80	0	14	7-50	98.44
Washington State	21	38	0	55.3	259	1	33	2-16	121.20
Arizona	29	49	2	59.2	301	2	36	1-7	116.09
TOTALS	174	309	10	56.3	1997	12	75	25-165	116.94

#14 Forrest, Chase	Comp	Att	Int	Pct	Yards	TD	Long	Sacked	Effic
Oregon	0	2	0	0.0	0	0	0	0-0	0.00
Washington	5	8	0	62.5	53	0	23	1-11	118.15
TOTALS	5	10	0	50.0	53	0	23	1-11	94.52

#TM TEAM	Comp	Att	Int	Pct	Yards	TD	Long	Sacked	Effic
Ole Miss	0	1	0	0.0	0	0	0	0-0	0.00
USC	0	1	0	0.0	0	0	0	0-0	0.00
TOTALS	0	2	0	0.0	0	0	0	0-0	0.00

#1G Wharton III, Vi	Comp	Att	Int	Pct	Yards	TD	Long	Sacked	Effic
USC	0	1	0	0.0	0	0	0	0-0	0.00
TOTALS	0	1	0	0.0	0	0	0	0-0	0.00

2017 Cal Football  
California Rushing/Receiving Game-by-Game (as of Oct 21, 2017)  
All games

RUSHING	No-Yds/TD	NC	WEB	OM	USC	ORE	WASH	WSU	ARIZ
Laird, Patrick RB	93-530/6	3-9/0	12-191/3	22-78/1	15-82/0	11-28/0	2-12/0	DNP	28-130/2
Enwere, Vic RB	86-304/4	17-41/1	6-0/0	13-75/0	8-44/1	4-1/0	3-12/0	22-102/1	13-29/1
Watson, Tre RB	17-83/0	11-52/0	6-31/0	DNP	DNP	DNP	DNP	DNP	DNP
Clark, Derrick RB	13-45/0	DNP	DNP	DNP	2-7/0	3-7/0	5-19/0	3-12/0	-
Robertson, Deme WR	2-40/1	-	2-40/1	DNP	DNP	DNP	DNP	DNP	DNP
Echols, Zion RB	11-13/0	DNP	DNP	DNP	3--4/0	2-4/0	3-7/0	3-6/0	-
McMorris, Malik FB	3-6/0	-	-	-	2-4/0	-	-	-	1-2/0
Forrest, Chase QB	2--4/0	DNP	DNP	DNP	DNP	-	2--4/0	-	DNP
Hawkins, Jeremi WR	1--4/0	DNP	DNP	-	-	-	1--4/0	-	-
Wharton III, Vi WR	1--5/0	-	-	-	-	-	-	1--5/0	-
TEAM	3--43/0	-	1--1/0	1--1/0	-	-	1--41/0	DNP	DNP
Bowers, Ross QB	44--106/2	4-4/0	7--30/0	4-11/0	3--20/0	9--32/0	9--41/0	3--9/1	5-11/1

RECEIVING	No-Yds/TD	NC	WEB	OM	USC	ORE	WASH	WSU	ARIZ
Wharton III, Vi WR	39-552/3	5-156/1	5-46/0	5-57/1	6-86/0	4-44/1	2-8/0	4-59/0	8-96/0
Noa, Kanawai WR	36-547/2	2-28/0	3-28/0	6-81/0	6-110/0	7-126/1	DNP	6-95/0	6-79/1
Veasy, Jordan WR	20-236/3	4-35/1	2-30/0	1-18/0	4-56/1	3-37/1	1-14/0	3-36/0	2-10/0
Laird, Patrick RB	26-191/1	2-59/1	1-7/0	5-28/0	3-4/0	5-23/0	5-28/0	DNP	5-42/0
Singleton, Bran WR	11-107/0	1-3/0	-	4-45/0	-	-	3-27/0	-	3-32/0
Reinwald, Gavin TE	11-104/0	-	2-26/0	3-7/0	-	-	2-37/0	4-34/0	-
Duncan, Jordan WR	6-72/1	1-20/1	-	-	2-18/0	-	1-11/0	1-5/0	1-18/0
Robertson, Deme WR	7-70/0	3-12/0	4-58/0	DNP	DNP	DNP	DNP	DNP	DNP
Hawkins, Jeremi WR	4-50/0	DNP	DNP	-	1-29/0	3-21/0	-	-	-
McMorris, Malik FB	4-40/1	1-18/0	1-5/0	-	-	-	-	-	2-17/1
Watson, Tre RB	5-31/0	4-32/0	1--1/0	DNP	DNP	DNP	DNP	DNP	DNP
Enwere, Vic RB	4-29/0	1-0/0	1-1/0	-	-	-	-	2-28/0	-
Echols, Zion RB	4-15/0	DNP	DNP	DNP	-	1-4/0	1-4/0	-	2-7/0
Clark, Derrick RB	1-4/0	DNP	DNP	DNP	-	-	1-4/0	-	-
Wells, Kyle TE	1-2/1	DNP	-	-	-	-	-	1-2/1	-

2017 Cal Football  
California Return Stats Game-by-Game (as of Oct 21, 2017)  
All games

PUNT RETURNS	No-Yds	NC	WEB	OM	USC	ORE	WASH	WSU	ARIZ
Wharton III, Vi	6-51	-	-	-	1-3	2-7	-	2-31	1-10

KICK RETURNS	No-Yds	NC	WEB	OM	USC	ORE	WASH	WSU	ARIZ
Davis, Ashtyn	29-629	2-33	3-53	4-77	4-112	7-168	4-67	2-36	3-83
Hawkins, Jaylin	2-38	-	DNP	-	-	-	2-38	-	-
Beck, Traveon	1-17	1-17	-	-	-	-	-	-	-
Hale, Fabiano	1-2	DNP	-	-	-	-	-	-	1-2

INT. RETURNS	No-Yds	NC	WEB	OM	USC	ORE	WASH	WSU	ARIZ
Kunaszyk, Jorda	2-53	-	DNP	DNP	DNP	1-53	-	1-0	-
Downs, Devante	2-39	1-39	-	1-0	-	-	-	-	DNP
Bynum, Camryn	2-0	-	-	-	-	-	-	2-0	-
Drayden, Josh	1-13	-	-	-	1-13	-	-	-	-
Hawkins, Jaylin	1-22	-	DNP	1-22	-	-	-	-	-
Davis, Ashtyn	1-31	-	-	-	-	-	-	-	1-31
Goode, Cameron	1-32	-	-	1-32	-	-	-	-	-
Brown, Derron	1-3	1-3	-	-	-	-	-	-	-
Tartabull, Quen	1-0	-	-	-	-	-	-	1-0	-
Davison, Raymon	1-0	-	-	-	-	-	-	1-0	-

FUMBLE RETURNS	No-Yds	NC	WEB	OM	USC	ORE	WASH	WSU	ARIZ
Allensworth, Da	1-37	-	-	-	-	-	1-37	-	-
Brown, Gerran	1-26	-	-	-	-	-	-	1-26	-
Downs, Devante	1-4	-	-	-	-	-	-	1-4	DNP



2017 Cal Football  
California Sacks Game-by-Game (as of Oct 21, 2017)  
All games

SACKS	UA-A	Total	NC	WEB	OM	USC	ORE	WASH	WSU	ARIZ
Downs, Devante ILB	3-0	3.0	-	1.0-1	2.0-13	-	-	-	-	DNP
Kunaszyk, Jorda ILB	2-1	2.5	-	DNP	DNP	DNP	-	-	2.5-31	-
Looney, James DE	1-2	2.0	0.5-4	-	-	-	-	-	1.5-6	-
Funches, Alex OLB	2-0	2.0	-	-	1.0-13	1.0-5	-	-	-	-
Davison, Raymon ILB	2-0	2.0	-	1.0-4	1.0-11	-	-	-	-	-
Bequette, Luc DE	1-2	2.0	0.5-0	-	-	-	-	-	1.5-10	-
Goode, Cameron OLB	1-1	1.5	-	-	-	-	-	-	1.5-9	-
Brown, Gerran ILB	1-0	1.0	-	-	-	-	-	-	1.0-6	-
Paul, Tevin DE	1-0	1.0	-	-	DNP	-	-	1.0-8	-	-
Anoa'i, Hamilto	1-0	1.0	-	-	1.0-1	-	-	DNP	DNP	DNP
Allensworth, Da CB	1-0	1.0	-	-	-	-	-	-	1.0-2	-
Bynum, Camryn CB	0-1	0.5	0.5-5	-	-	-	-	-	-	-
Saffle, Cameron OLB	0-1	0.5	0.5-1	DNP	DNP	DNP	DNP	DNP	DNP	DNP

2017 Cal Football  
California Tackle For Loss Game-by-Game (as of Oct 21, 2017)  
All games

TACKLES FOR LOSS	UA-A	Total	NC	WEB	OM	USC	ORE	WASH	WSU	ARIZ
Looney, James DE	4-5	6.5	1.0-5	1.0-2	-	0.5-1	-	1.0-7	2.0-10	1.0-1
Funches, Alex OLB	6-0	6.0	-	1.0-3	1.0-13	1.0-5	2.0-3	1.0-6	-	-
Goode, Cameron OLB	5-1	5.5	-	-	-	1.0-3	1.0-2	-	1.5-9	2.0-7
Downs, Devante ILB	4-3	5.5	0.5-1	1.0-1	3.0-21	0.5-2	-	-	0.5-4	DNP
Kunaszyk, Jorda ILB	4-1	4.5	-	DNP	DNP	DNP	-	-	2.5-31	2.0-3
Davison, Raymon ILB	3-0	3.0	-	1.0-4	2.0-16	-	-	-	-	-
Paul, Tevin DE	3-0	3.0	-	1.0-3	DNP	-	-	2.0-10	-	-
Bequette, Luc DE	1-2	2.0	0.5-0	-	-	-	-	-	1.5-10	-
Mekari, Tony NG	2-0	2.0	1.0-2	1.0-2	-	-	-	-	-	-
Weaver, Evan ILB	2-0	2.0	-	-	-	-	-	2.0-3	-	-
Hawkins, Jaylin S	1-1	1.5	-	DNP	-	1.5-4	-	-	-	-
Brown, Gerran ILB	1-0	1.0	-	-	-	-	-	-	1.0-6	-
Anoa'i, Hamilto	1-0	1.0	-	-	1.0-1	-	-	DNP	DNP	DNP
Hicks, Elijah CB	1-0	1.0	-	-	-	-	-	-	1.0-3	-
Psalms, Malik OLB	1-0	1.0	-	-	-	-	-	-	1.0-2	-
Allensworth, Da CB	1-0	1.0	-	-	-	-	-	-	1.0-2	-
Saffle, Cameron OLB	0-1	0.5	0.5-1	DNP	DNP	DNP	DNP	DNP	DNP	DNP
Beck, Traveon CB	0-1	0.5	-	-	-	0.5-0	-	-	-	-
Bynum, Camryn CB	0-1	0.5	0.5-5	-	-	-	-	-	-	-

2017 Cal Football  
California Fumbles Game-by-Game (as of Oct 21, 2017)  
All games

FUMBLES	No-Lost	NC	WEB	OM	USC	ORE	WASH	WSU	ARIZ
Bowers, Ross QB	9-4	1-0	2-1	1-0	3-2	1-1	-	-	1-0
Wharton III, Vi WR	2-1	-	-	-	-	1-1	-	1-0	-
Laird, Patrick RB	2-1	-	-	-	-	-	1-1	DNP	1-0
TEAM	1-0	-	-	-	-	-	1-0	DNP	DNP

FUMBLES FORCED	Number	NC	WEB	OM	USC	ORE	WASH	WSU	ARIZ
Downs, Devante	2	1	1	-	-	-	-	-	DNP
Davison, Raymon	2	-	2	-	-	-	-	-	-
Kunaszyk, Jorda	1	-	DNP	DNP	DNP	-	-	1	-
TEAM	1	-	-	-	-	1	-	DNP	DNP
Hawkins, Jaylin	1	-	DNP	-	-	-	-	1	-
Psalms, Malik	1	-	-	-	1	-	-	-	-
Allensworth, Da	1	-	-	-	-	-	-	1	-
Goode, Cameron	1	-	1	-	-	-	-	-	-
Looney, James	1	-	-	-	-	-	1	-	-

FUMBLES RECOVERED	Number	NC	WEB	OM	USC	ORE	WASH	WSU	ARIZ
Downs, Devante	2	-	1	-	-	-	-	1	DNP
Looney, James	1	-	1	-	-	-	-	-	-
Bequette, Luc	1	-	-	-	1	-	-	-	-
Brown, Gerran	1	-	-	-	-	-	-	1	-
Rubenzer, Luke	1	-	1	-	-	-	DNP	DNP	DNP
Allensworth, Da	1	-	-	-	-	-	1	-	-
Mekari, Tony	1	1	-	-	-	-	-	-	-

# 2017 Cal Football California - Long Plays

## 20-YARD PLUS PLAYS

Yds	Type	Player(s)	Opponent
75*	Pass	Noa, Kanawai from Bowers, Ross	Oregon
73*	Rush	Laird, Patrick	Weber State
67*	Pass	Wharton III, Vic from Bowers, Ross	North Carolina
54*	Pass	Laird, Patrick from Bowers, Ross	North Carolina
53	INT	Kunaszyk, Jordan	Oregon
51*	Rush	Laird, Patrick	Weber State
44	KR	Davis, Ashtyn	Arizona
43	Pass	Wharton III, Vic from Bowers, Ross	North Carolina
40	KR	Davis, Ashtyn	USC
39	INT	Downs, Devante	North Carolina
38	Pass	Noa, Kanawai from Bowers, Ross	USC
37*	FR	Allensworth, Darius	Washington
36	Pass	Wharton III, Vic from Bowers, Ross	Arizona
34*	Rush	Robertson, Demetris	Weber State
33	Pass	Wharton III, Vic from Bowers, Ross	Washington State
33	Pass	Robertson, Demetris from Bowers, Ross	Weber State
32*	INT	Goode, Cameron	Ole Miss
31	INT	Davis, Ashtyn	Arizona
31	PR	Wharton III, Vic	Washington State
29	KR	Davis, Ashtyn	Oregon
29	KR	Davis, Ashtyn	USC
29	Pass	Hawkins, Jeremiah from Bowers, Ross	USC
28	KR	Davis, Ashtyn	Ole Miss
28	Pass	Noa, Kanawai from Bowers, Ross	Ole Miss
28*	Pass	Wharton III, Vic from Bowers, Ross	Oregon
27	Pass	Noa, Kanawai from Bowers, Ross	Washington State
27	KR	Davis, Ashtyn	Oregon
27	Pass	Noa, Kanawai from Bowers, Ross	USC
26	Pass	Wharton III, Vic from Bowers, Ross	North Carolina
26	Rush	Enwere, Vic	Washington State
26*	FR	Brown, Gerran	Washington State
25	KR	Davis, Ashtyn	USC
25	Pass	Wharton III, Vic from Bowers, Ross	USC
25	KR	Davis, Ashtyn	Oregon
25	KR	Davis, Ashtyn	Washington State
25	KR	Davis, Ashtyn	Oregon
25	Rush	Enwere, Vic	Ole Miss
24	KR	Davis, Ashtyn	Weber State
24	Rush	Enwere, Vic	Washington State
24	Pass	Laird, Patrick from Bowers, Ross	Oregon
24	KR	Davis, Ashtyn	Washington
24	Pass	Wharton III, Vic from Bowers, Ross	Weber State
23	Pass	Reinwald, Gavin from Forrest, Chase	Washington
23	Rush	Enwere, Vic	USC
23	KR	Davis, Ashtyn	Washington
22	KR	Hawkins, Jaylinn	Washington
22	KR	Davis, Ashtyn	Oregon
22	Pass	Wharton III, Vic from Bowers, Ross	USC
22	INT	Hawkins, Jaylinn	Ole Miss
21	KR	Davis, Ashtyn	Arizona
21	Pass	Watson, Tre from Bowers, Ross	North Carolina
21	Pass	Noa, Kanawai from Bowers, Ross	Washington State
20	KR	Davis, Ashtyn	Oregon
20	Rush	Laird, Patrick	USC
20	Rush	Laird, Patrick	Weber State
20	Pass	Noa, Kanawai from Bowers, Ross	Oregon
20	KR	Davis, Ashtyn	North Carolina
20*	Pass	Duncan, Jordan from Bowers, Ross	Oregon
20	Pass	Noa, Kanawai from Bowers, Ross	North Carolina
20	Pass	Laird, Patrick from Bowers, Ross	USC
			Ole Miss

\* touchdown scored on play

## LONG PLAYS BY THE NUMBERS

Long Plays By Yards	No.	TD
100+	0	0
90-99	0	0
80-89	0	0
70-79	2	2
60-69	1	1
50-59	3	2
40-49	3	0
30-39	10	3
20-29	42	3
<hr/>		
Long Plays By Type	No.	TD
Rushing	9	3
Passing	25	5
Punt returns	1	0
Kick returns	19	0
Interceptions	5	1
Fumble returns	2	2
Other	0	0
TOTAL	61	11

## 20-YARD PLUS BY PLAYER

Player	No.	TD	R	P	KR	PR	IR	FR
Davis, Ashtyn	19	0	0	0	18	0	1	0
Wharton III, Vic	10	2	0	9	0	1	0	0
Noa, Kanawai	8	1	0	8	0	0	0	0
Laird, Patrick	7	3	4	3	0	0	0	0
Enwere, Vic	4	0	4	0	0	0	0	0
Robertson, Demetris	2	1	1	1	0	0	0	0
Hawkins, Jaylinn	2	0	0	0	1	0	1	0
Brown, Gerran	1	1	0	0	0	0	0	1
Allensworth, Darius	1	1	0	0	0	0	0	1
Duncan, Jordan	1	1	0	1	0	0	0	0
Goode, Cameron	1	1	0	0	0	0	1	0
Hawkins, Jeremiah	1	0	0	1	0	0	0	0
Reinwald, Gavin	1	0	0	1	0	0	0	0
Downs, Devante	1	0	0	0	0	0	1	0
Watson, Tre	1	0	0	1	0	0	0	0
Kunaszyk, Jordan	1	0	0	0	0	0	1	0
TOTAL	61	11	9	25	19	1	5	2

## LONGEST PLAYS OF THE YEAR

Rushing
73 Laird, Patrick vs Weber State (9/9/2017)
Rushing Touchdown
73 Laird, Patrick vs Weber State (9/9/2017)
Passing
75 Noa, Kanawai from Bowers, Ross vs Oregon (9/30/2017)
Passing Touchdown
75 Noa, Kanawai from Bowers, Ross vs Oregon (9/30/2017)
Punt Return
31 Wharton III, Vic vs Washington State (10/13/2017)
Kick Return
44 Davis, Ashtyn vs Arizona (10/21/2017)
Interception Return
53 Kunaszyk, Jordan vs Oregon (9/30/2017)
Fumble Return
37 Allensworth, Darius vs Washington (10/7/2017)
Punt
57 Klumph, Dylan vs North Carolina (9/2/2017)
Field Goal
52 Anderson, Matt vs Arizona (10/21/2017)

2017 Cal Football  
California Individual Season/Career Statistics (as of Oct 21, 2017)  
All games

SEASON										CAREER									
Rushing	gp	att	gain	loss	net	avg	td	lg	avg/g	gp	att	gain	loss	net	avg	td	lg	avg/g	
Laird, Patrick	7	93	551	21	530	5.7	6	73	75.7	24	104	616	21	595	5.7	7	73	24.8	
Enwere, Vic	8	86	338	34	304	3.5	4	26	38.0	39	287	1406	68	1338	4.7	16	54	34.3	
Watson, Tre	2	17	86	3	83	4.9	0	12	41.5	37	274	1421	31	1390	5.1	8	32	37.6	
Clark, Derrick	5	13	46	1	45	3.5	0	9	9.0	6	13	46	1	45	3.5	0	9	7.5	
Robertson, Demetris	2	2	40	0	40	20.0	1	34	20.0	14	2	40	0	40	20.0	1	34	2.9	
Echols, Zion	5	11	24	11	13	1.2	0	7	2.6	5	11	24	11	13	1.2	0	7	2.6	
McMorris, Malik	8	3	6	0	6	2.0	0	4	0.8	33	5	10	0	10	2.0	1	4	0.3	
Forrest, Chase	3	2	7	11	-4	-2.0	0	7	-1.3	6	5	20	15	5	1.0	0	8	0.8	
Hawkins, Jeremiah	6	1	0	4	-4	-4.0	0	0	-0.7	6	1	0	4	-4	-4.0	0	0	-0.7	
Wharton III, Vic	8	1	0	5	-5	-5.0	0	0	-0.6	19	1	0	5	-5	-5.0	0	0	-0.3	
TEAM	6	3	0	43	-43	-14.3	0	0	-7.2										
Bowers, Ross	8	44	75	181	-106	-2.4	2	11	-13.2	10	45	77	181	-104	-2.3	2	11	-10.4	
Total	8	276	1173	314	859	3.1	13	73	107.4										
Opponents	8	316	1607	204	1403	4.4	17	76	175.4										
Passing	gp	effic	comp-att-int	pct	yds	td	lg	avg/g	gp	effic	comp-att-int	pct	yds	td	lg	avg/g			
Bowers, Ross	8	116.94	174-309-10	56.3	1997	12	75	249.6	10	116.94	174-309-10	56.3	1997	12	75	199.7			
Forrest, Chase	3	94.52	5-10-0	50.0	53	0	23	17.7	6	122.71	15-28-1	53.6	215	1	63	35.8			
TEAM	6	0.00	0-2-0	0.0	0	0	0	0.0											
Wharton III, Vic	8	0.00	0-1-0	0.0	0	0	0	0.0	19	0.00	0-1-0	0.0	0	0	0	0.0			
Total	8	115.16	179-322-10	55.6	2050	12	75	256.2											
Opponents	8	124.72	188-298-13	63.1	2064	11	72	258.0											
Receiving	gp	no.	yds	avg	td	lg	avg/g	gp	no.	yds	avg	td	lg	avg/g					
Wharton III, Vic	8	39	552	14.2	3	67	69.0	19	67	845	12.6	4	67	44.5					
Noa, Kanawai	7	36	547	15.2	2	75	78.1	23	46	657	14.3	2	75	28.6					
Laird, Patrick	7	26	191	7.3	1	54	27.3	24	29	189	6.5	1	54	7.9					
Veasy, Jordan	8	20	236	11.8	3	19	29.5	20	45	542	12.0	6	33	27.1					
Singleton, Brandon	8	11	107	9.7	0	16	13.4	21	26	217	8.3	1	23	10.3					
Reinwald, Gavin	8	11	104	9.5	0	23	13.0	8	11	104	9.5	0	23	13.0					
Robertson, Demetris	2	7	70	10.0	0	33	35.0	14	57	837	14.7	7	61	59.8					
Duncan, Jordan	8	6	72	12.0	1	20	9.0	19	13	103	7.9	2	20	5.4					
Watson, Tre	2	5	31	6.2	0	21	15.5	37	37	379	10.2	5	74	10.2					
Hawkins, Jeremiah	6	4	50	12.5	0	29	8.3	6	4	50	12.5	0	29	8.3					
McMorris, Malik	8	4	40	10.0	1	18	5.0	33	7	77	11.0	2	20	2.3					
Enwere, Vic	8	4	29	7.2	0	19	3.6	39	17	88	5.2	0	19	2.3					
Echols, Zion	5	4	15	3.8	0	6	3.0	5	4	15	3.8	0	6	3.0					
Clark, Derrick	5	1	4	4.0	0	4	0.8	6	1	4	4.0	0	4	0.7					
Wells, Kyle	7	1	2	2.0	1	2	0.3	12	1	2	2.0	1	2	0.2					
Total	8	179	2050	11.5	12	75	256.2												
Opponents	8	188	2064	11.0	11	72	258.0												
Total Offense	g	plays	rush	pass	total	avg/g	g	plays	rush	pass	total	avg/g							
Bowers, Ross	8	353	-106	1997	1891	236.4	10	354	-104	1997	1893	189.3							
Laird, Patrick	7	93	530	0	530	75.7	24	104	595	0	595	24.8							
Enwere, Vic	8	86	304	0	304	38.0	39	288	1338	11	1349	34.6							
Watson, Tre	2	17	83	0	83	41.5	37	274	1390	0	1390	37.6							
Forrest, Chase	3	12	-4	53	49	16.3	6	33	5	215	220	36.7							
Clark, Derrick	5	13	45	0	45	9.0	6	13	45	0	45	7.5							
Robertson, Demetris	2	2	40	0	40	20.0	14	2	40	0	40	2.9							
Echols, Zion	5	11	13	0	13	2.6	5	11	13	0	13	2.6							
McMorris, Malik	8	3	6	0	6	0.8	33	5	10	0	10	0.3							
Hawkins, Jeremiah	6	1	-4	0	-4	-0.7	6	1	-4	0	-4	-0.7							
Wharton III, Vic	8	2	-5	0	-5	-0.6	19	2	-5	0	-5	-0.3							
TEAM	6	5	-43	0	-43	-7.2													
Total	8	598	859	2050	2909	363.6													
Opponents	8	614	1403	2064	3467	433.4													



2017 Cal Football  
California Individual Season/Career Statistics (as of Oct 21, 2017)  
All games

SEASON							CAREER									
Scoring	td	fg	PAT				dxp	saf	pts	td	fg	PAT				pts
			kick	rush	rcv	pass						kick	rush	rcv	pass	
Anderson, Matt	-	11-16	26-27	-	-	-	-	-	59	-	51-63	127-130	-	-	-	280
Laird, Patrick	7	-	-	-	-	-	-	-	42	8	-	-	-	-	-	48
Enwere, Vic	4	-	-	-	-	-	-	-	24	16	-	-	-	-	-	96
Veasy, Jordan	3	-	-	-	-	-	-	-	18	6	-	-	-	-	-	36
Wharton III, Vic	3	-	-	-	-	-	-	-	18	4	-	-	-	-	-	24
Noa, Kanawai	2	-	-	-	-	-	-	-	12	2	-	-	-	-	-	12
Bowers, Ross	2	-	-	-	-	0-1	-	-	12	2	-	-	-	-	0-1	12
McMorris, Malik	1	-	-	-	-	-	-	-	6	3	-	-	-	-	-	18
Duncan, Jordan	1	-	-	-	-	-	-	-	6	2	-	-	-	-	-	12
Wells, Kyle	1	-	-	-	-	-	-	-	6	1	-	-	-	-	-	6
Robertson, Demetris	1	-	-	-	-	-	-	-	6	8	-	-	-	-	-	48
Goode, Cameron	1	-	-	-	-	-	-	-	6	1	-	-	-	-	-	6
Allensworth, Darius	1	-	-	-	-	-	-	-	6	1	-	-	-	-	-	6
Brown, Gerran	1	-	-	-	-	-	-	-	6	1	-	-	-	-	-	6
Total	28	11-16	26-27	-	-	0-1	-	-	227							
Opponents	28	11-16	26-27	-	-	-	-	-	227							

Punt Returns	no.	yds	avg	td	lg	no.	yds	avg	td	lg
Wharton III, Vic	6	51	8.5	0	31	20	115	5.8	0	31
Total	6	51	8.5	0	31					
Opponents	11	148	13.5	0	23					

Kick Returns	no.	yds	avg	td	lg	no.	yds	avg	td	lg
Davis, Ashtyn	29	629	21.7	0	44	29	629	21.7	0	44
Hawkins, Jaylinn	2	38	19.0	0	22	2	38	19.0	0	22
Hale, Fabiano	1	2	2.0	0	2	1	2	2.0	0	2
Beck, Traveon	1	17	17.0	0	17	1	17	17.0	0	17
Total	33	686	20.8	0	44					
Opponents	20	450	22.5	0	42					

Interceptions	no.	yds	avg	td	lg	no.	yds	avg	td	lg
Downs, Devante	2	39	19.5	0	39	5	59	11.8	1	39
Bynum, Camryn	2	0	0.0	0	0	2	0	0.0	0	0
Kunaszyk, Jordan	2	53	26.5	0	53	3	60	20.0	0	53
Davison, Raymond	1	0	0.0	0	0	2	39	19.5	1	39
Goode, Cameron	1	32	32.0	1	32	1	32	32.0	1	32
Davis, Ashtyn	1	31	31.0	0	31	1	31	31.0	0	31
Brown, Derron	1	3	3.0	0	3	1	3	3.0	0	3
Tartabull, Quentin	1	0	0.0	0	0	1	0	0.0	0	0
Hawkins, Jaylinn	1	22	22.0	0	22	1	22	22.0	0	22
Drayden, Josh	1	13	13.0	0	13	1	13	13.0	0	13
Total	13	193	14.8	1	53					
Opponents	10	180	18.0	0	73					

Fumble Returns	no.	yds	avg	td	lg	no.	yds	avg	td	lg
Brown, Gerran	1	26	26.0	1	26	1	26	26.0	1	26
Allensworth, Darius	1	37	37.0	1	37	1	37	37.0	1	37
Downs, Devante	1	4	4.0	0	4	1	4	4.0	0	4
Total	3	67	22.3	2	37					
Opponents	2	14	7.0	0	13					

2017 Cal Football  
California Individual Season/Career Statistics (as of Oct 21, 2017)  
All games

SEASON									CAREER								
All Purpose	g	rush	rcv	pr	kr	ir	total	avg/g	g	rush	rcv	pr	kr	ir	total	avg/g	
Laird, Patrick	7	530	191	0	0	0	721	103.0	24	595	189	0	0	0	784	32.7	
Davis, Ashtyn	8	0	0	0	629	31	660	82.5	20	0	0	0	629	31	660	33.0	
Wharton III, Vic	8	-5	552	51	0	0	598	74.8	19	-5	845	115	0	0	955	50.3	
Noa, Kanawai	7	0	547	0	0	0	547	78.1	23	0	657	15	94	0	766	33.3	
Enwere, Vic	8	304	29	0	0	0	333	41.6	39	1338	88	0	0	0	1426	36.6	
Veasy, Jordan	8	0	236	0	0	0	236	29.5	20	0	542	0	25	0	567	28.4	
Watson, Tre	2	83	31	0	0	0	114	57.0	37	1390	379	4	657	0	2430	65.7	
Robertson, Deme	2	40	70	0	0	0	110	55.0	14	40	837	0	202	0	1079	77.1	
Singleton, Brand	8	0	107	0	0	0	107	13.4	21	0	217	0	11	0	228	10.9	
Reinwald, Gavin	8	0	104	0	0	0	104	13.0	8	0	104	0	0	0	104	13.0	
Duncan, Jordan	8	0	72	0	0	0	72	9.0	19	0	103	0	0	0	103	5.4	
Hawkins, Jaylinn	7	0	0	0	38	22	60	8.6	20	0	0	0	38	22	60	3.0	
Kunaszyk, Jorda	5	0	0	0	0	53	53	10.6	17	0	0	0	0	60	60	3.5	
Clark, Derrick	5	45	4	0	0	0	49	9.8	6	45	4	0	0	0	49	8.2	
McMorris, Malik	8	6	40	0	0	0	46	5.8	33	10	77	0	6	0	93	2.8	
Hawkins, Jeremi	6	-4	50	0	0	0	46	7.7	6	-4	50	0	0	0	46	7.7	
Downs, Devante	7	0	0	0	0	39	39	5.6	40	0	0	0	8	59	67	1.7	
Goode, Cameron	8	0	0	0	0	32	32	4.0	8	0	0	0	0	32	32	4.0	
Echols, Zion	5	13	15	0	0	0	28	5.6	5	13	15	0	0	0	28	5.6	
Beck, Traveon	8	0	0	0	17	0	17	2.1	16	0	0	0	17	0	17	1.1	
Drayden, Josh	8	0	0	0	0	13	13	1.6	18	0	0	0	0	13	13	0.7	
Brown, Derron	8	0	0	0	0	3	3	0.4	20	0	0	0	0	3	3	0.2	
Wells, Kyle	7	0	2	0	0	0	2	0.3	12	0	2	0	0	0	2	0.2	
Hale, Fabiano	7	0	0	0	2	0	2	0.3	20	24	0	0	2	0	26	1.3	
Forrest, Chase	3	-4	0	0	0	0	-4	-1.3	6	5	0	0	0	0	5	0.8	
TEAM	6	-43	0	0	0	0	-43	-7.2									
Bowers, Ross	8	-106	0	0	0	0	-106	-13.2	10	-104	0	0	0	0	-104	-10.4	
Total	8	859	2050	51	686	193	3839	479.9									
Opponents	8	1403	2064	148	450	180	4266	533.2									
Field Goals		att	good	long	blkd				att	good	long	blkd					
Anderson, Matt		16	11	52	0				63	51	52	0					
Total		16	11	52	0												
Opponents		16	11	52	0												
Punting				no.	yds	avg	lg	blk		no.	yds	avg	lg	blk			
Klumph, Dylan				35	1469	42.0	57	0		85	3709	43.6	64	0			
Coutts, Steven				5	204	40.8	43	0		5	204	40.8	43	0			
Bowers, Ross				2	64	32.0	39	0		2	64	32.0	39	0			
Total				42	1737	41.4	57	0									
Opponents				32	1247	39.0	50	0									
Kickoffs				no.	yds	avg	tb	ob		no.	yds	avg	tb	ob			
Siemieniec, Gabe				30	1925	64.2	17	0		30	1925	64.2	17	0			
Anderson, Matt				11	619	56.3	2	1		98	5491	56.0	17	6			
Total				41	2544	62.0	19	1									
Opponents				42	2536	60.4	7	1									

All games

## CAREER

Box Score (Final)  
2017 Cal Football  
Weber State vs California (Sep 09, 2017 at Berkeley, CA)

Score by Quarters	1	2	3	4	Total
Weber State	10	10	0	0	20
California	7	10	0	16	33

Qtr	Time	Scoring play
1st	12:31	CAL - Robertson, Demetris 34 yd run (Anderson, Matt kick), 6-66 2:29
	06:56	WEB - TUTTLE, Trey 37 yd field goal, 8-68 4:00
	03:10	WEB - CANTWELL, S. 9 yd run (TUTTLE, Trey kick), 5-77 2:02
2nd	11:06	CAL - Anderson, Matt 39 yd field goal, 6-12 2:34
	06:51	CAL - Laird, Patrick 51 yd run (Anderson, Matt kick), 6-98 1:55
	03:23	WEB - SHAHEED, Rashid 55 yd pass from CANTWELL, S. (TUTTLE, Trey kick), 6-80 3:22
	00:00	WEB - TUTTLE, Trey 45 yd field goal, 6-35 0:51
4th	13:26	CAL - Anderson, Matt 40 yd field goal, 12-70 4:15
	09:37	CAL - Laird, Patrick 1 yd run (Anderson, Matt kick), 7-46 2:20
	01:48	CAL - Laird, Patrick 73 yd run (Anderson, Matt kick blockd), 3-87 0:54

	WEB	CAL
FIRST DOWNS	24	19
RUSHES-YARDS (NET)	38-140	34-231
PASSING YDS (NET)	431	200
Passes Att-Comp-Int	45-25-0	28-20-0
TOTAL OFFENSE PLAYS-YARDS	83-571	62-431
Fumble Returns-Yards	1-13	0-0
Punt Returns-Yards	1-0	0-0
Kickoff Returns-Yards	5-107	3-53
Interception Returns-Yards	0-0	0-0
Punts (Number-Avg)	2-39.0	4-39.8
Fumbles-Lost	4-3	2-1
Penalties-Yards	6-50	6-34
Possession Time	35:13	24:47
Third-Down Conversions	9 of 17	4 of 12
Fourth-Down Conversions	1 of 4	2 of 2
Red-Zone Scores-Chances	2-5	2-3
Sacks By: Number-Yards	3-27	2-5

RUSHING: Weber State-CANTWELL, S. 20-61; SMITH, Kevin 11-41; GARRETT, T. 3-18; PRINCE, TyJuan 2-11; DENBY, Darryl 1-9; SHAHEED, Rashid 1-0. California-Laird, Patrick 12-191; Robertson, Demetris 2-40; Watson, Tre 6-31; Enwere, Vic 6-0; TEAM 1-minus 1; Bowers, Ross 7-minus 30.

PASSING: Weber State-CANTWELL, S. 25-44-0-431; SMITH, Kevin 0-1-0-0. California-Bowers, Ross 20-28-0-200.

RECEIVING: Weber State-VOLLERT, Andrew 7-84; SHAHEED, Rashid 4-149; GARRETT, T. 4-29; PRINCE, TyJuan 3-51; BATCHELOR, Drew 3-25; DENBY, Darryl 2-58; SATUALA, Tui 1-23; SMITH, Kevin 1-12. California-Wharton III, Vic 5-46; Robertson, Demetris 4-58; Noa, Kanawai 3-28; Veasy, Jordan 2-30; Reinwald, Gavin 2-26; Laird, Patrick 1-7; McMorris, Malik 1-5; Enwere, Vic 1-1; Watson, Tre 1-minus 1.

INTERCEPTIONS: Weber State-None. California-None.

FUMBLES: Weber State-VOLLERT, Andrew 1-1; CANTWELL, S. 1-1; SMITH, Kevin 1-0; PRINCE, TyJuan 1-1. California-Bowers, Ross 2-1.

Weber State (1-1) vs. California (2-0)

Date: Sep 09, 2017 • Site: Berkeley, CA • Stadium: Memorial Stadium  
Attendance: 36209

Kickoff time: 2:02 pm • End of Game: 5:21 pm • Total elapsed time: 3:19  
Officials: Referee: Gary Reed; Umpire: Tom Finch; Linesman: Bob Day;  
Line judge: M Livingston; Back judge: Joe Johnston; Field judge: Daniel Wilkins;  
Side judge: Quentin Brooks; Center judge: Douglas Wilson;  
Temperature: 72 F • Wind: W 5 • Weather: Clear

SACKS (UA-A): Weber State-BROWN, Justus 1-0; MURPHY, McKay 1-0; MALAN, Cardon 1-0. California-Downs, Devante 1-0; Davison, Raymond 1-0.

TACKLES (UA-A): Weber State-BENJAMIN, K. 8-1; MURPHY, McKay 5-1; PREATOR, Jordan 4-0; TESCH, Auston 3-1; MALAN, Cardon 3-1; WILLIAMS, Jonah 3-0; HOSKINS, Trey 3-0; TOIA, LeGrand 2-1; JOHNSON, Taron 2-1; BROWN, Justus 1-2; HARRY, Xequille 2-0; MAXWELL, Jeremy 2-0; LEWIS, Adam 1-1; HARRISON, J. 1-0; KEY, Alema 1-0; SMITH, Kevin 1-0; PREATOR, Parker 1-0; MAY, Brady 0-1. California-Davison, Raymond 11-0; Bynum, Camryn 8-0; Mekari, Tony 5-1; Rubenzer, Luke 5-0; Tartabull, Quentin 4-1; Downs, Devante 4-1; Looney, James 4-1; Brown, Derron 3-0; Funches, Alex 3-0; Franklin, Marloshaw 3-0; Hicks, Elijah 2-0; Weaver, Evan 2-0; Becker, Rusty 2-0; Goode, Cameron 2-0; Brown, Gerran 2-0; Bequette, Luc 1-0; Paul, Tevin 1-0; Beck, Traveon 1-0; Grace, De'Zhon 1-0; Bennett, Kamryn 1-0.

#### Game Starters:

##### Weber State

Pos	##	OFFENSE
WR	13	BATCHELOR, Drew
LT	55	OPETA, Iosua
C	71	BOS, Ben
RG	75	WHITWORTH, Ty
RT	56	DOWNS, Tyler
QB	11	CANTWELL, S.
RB	6	GARRETT, T.
TE	33	SATUALA, Tui
WR	5	PRINCE, TyJuan
WR	81	JACKSON, Isiah
LG	65	BRUCE, Baron

Pos	##	DEFENSE
LE	94	WILLIAMS, Jonah
OL	98	LEWIS, Adam
DT	90	MURPHY, McKay
RE	42	RODRIGUEZ, Adam
SLB	53	TESCH, Auston
MLB	58	TOIA, LeGrand
WLB	26	BROWN, Justus
LC	1	JOHNSON, Taron
FS	2	HARRISON, J.
RC	22	HARRY, Xequille
CB	10	BENJAMIN, K.

##### California

Pos	##	OFFENSE
X	8	Robertson, Demetris
LT	79	Mekari, Patrick
LG	72	Bennett, Kamryn
C	57	Ooms, Addison
RG	61	Daltoso, Valentino
RT	71	Curhan, Jake
QB	0C	Bowers, Ross
RB	0E	Watson, Tre
FB	99	McMorris, Malik
F	0I	Noa, Kanawai
Z	1G	Wharton III, Vic

Pos	##	DEFENSE
DE	93	Bequette, Luc
NG	97	Mekari, Tony
DE	9	Looney, James
SAM	19	Goode, Cameron
MIKE	89	Weaver, Evan
WILL	1	Downs, Devante
RUSH	36	Funches, Alex
CB	24	Bynum, Camryn
S	28	Tartabull, Quentin
S	4	Brown, Derron
CB	18	Franklin, Marloshaw

Weber State: 3-DENBY, Darryl, 4-SMITH, Kevin, 7-HOSKINS, Trey, 8-SHAHEED, Rashid, 12-SHAW, Justin, 15-LONGANGU, R., 17-KEY, Alema, 20-PREATOR, Parker, 21-JONES, David, 23-MAXWELL, Jeremy, 24-PREATOR, Jordan, 25-HANSEN, Cameron, 27-ARBON, Jantz, 32-SMITH, Preston, 34-MOSS, Clay, 35-MORTENSEN, C., 40-LATTEIER, Luke, 41-MAY, Brady, 44-MALAN, Cardon, 47-TUTTLE, Trey, 48-DEMAIO, Jacob, 50-PALAUNI, Jayden, 52-HENDERSON, R., 57-SCHIESS, Jared, 62-CANNON, Mo, 87-VOLLERT, Andrew, 92-TUPUOLA, Kawika, 95-MOIMOI, Gordon.

California: 0B-Duncan, Jordan, 0-Anderson, Matt, 11-Singleton, Brandon, 2H-Laird, Patrick, 2-Allensworth, Darius, 2C-Enwere, Vic, 3-Hicks, Elijah, 3D-Hale, Fabiano, 4A-Siemieniec, Gabe, 11-Anoa'i, Hamilt, 13-Ude, Russ, 15-Veasy, Jordan, 16-Nwokocha, Chibuzo, 17-Rubenzer, Luke, 20-Drayden, Josh, 21-Netherda, Alex, 22-Beck, Traveon, 23-Psalms, Malik, 27-Davis, Ashtyn, 31-Davison, Raymond, 34-Grace, De'Zhon, 41-Brown, Gerran, 42-Klumph, Dylan, 47-Vera, Alonso, 54-Williams, Gentle, 55-Tongilava, Aisea, 58-Uluave, Semisi, 74-Gibson, Ryan, 76-Bazakas, Henry, 77-Hinnant, J.D., 84-Reinwald, Gavin, 87-Wells, Kyle, 90-Becker, Rusty, 91-Udeogu, Chinedu, 96-Paul, Tevin, 98-Palmer, Chris.

Box Score (Final)  
2017 Cal Football  
Weber State vs California (Sep 09, 2017 at Berkeley, CA)

Score by Quarters	1	2	3	4	Total
Weber State	10	10	0	0	20
California	7	10	0	16	33

Qtr	Time	Scoring play
1st	12:31	CAL - Robertson, Demetris 34 yd run (Anderson, Matt kick), 6-66 2:29
	06:56	WEB - TUTTLE, Trey 37 yd field goal, 8-68 4:00
	03:10	WEB - CANTWELL, S. 9 yd run (TUTTLE, Trey kick), 5-77 2:02
2nd	11:06	CAL - Anderson, Matt 39 yd field goal, 6-12 2:34
	06:51	CAL - Laird, Patrick 51 yd run (Anderson, Matt kick), 6-98 1:55
	03:23	WEB - SHAHEED, Rashid 55 yd pass from CANTWELL, S. (TUTTLE, Trey kick), 6-80 3:22
	00:00	WEB - TUTTLE, Trey 45 yd field goal, 6-35 0:51
4th	13:26	CAL - Anderson, Matt 40 yd field goal, 12-70 4:15
	09:37	CAL - Laird, Patrick 1 yd run (Anderson, Matt kick), 7-46 2:20
	01:48	CAL - Laird, Patrick 73 yd run (Anderson, Matt kick blockd), 3-87 0:54

	WEB	CAL
FIRST DOWNS	24	19
RUSHES-YARDS (NET)	38-140	34-231
PASSING YDS (NET)	431	200
Passes Att-Comp-Int	45-25-0	28-20-0
TOTAL OFFENSE PLAYS-YARDS	83-571	62-431
Fumble Returns-Yards	1-13	0-0
Punt Returns-Yards	1-0	0-0
Kickoff Returns-Yards	5-107	3-53
Interception Returns-Yards	0-0	0-0
Punts (Number-Avg)	2-39.0	4-39.8
Fumbles-Lost	4-3	2-1
Penalties-Yards	6-50	6-34
Possession Time	35:13	24:47
Third-Down Conversions	9 of 17	4 of 12
Fourth-Down Conversions	1 of 4	2 of 2
Red-Zone Scores-Chances	2-5	2-3
Sacks By: Number-Yards	3-27	2-5

RUSHING: Weber State-CANTWELL, S. 20-61; SMITH, Kevin 11-41; GARRETT, T. 3-18; PRINCE, TyJuan 2-11; DENBY, Darryl 1-9; SHAHEED, Rashid 1-0. California-Laird, Patrick 12-191; Robertson, Demetris 2-40; Watson, Tre 6-31; Enwere, Vic 6-0; TEAM 1-minus 1; Bowers, Ross 7-minus 30.

PASSING: Weber State-CANTWELL, S. 25-44-0-431; SMITH, Kevin 0-1-0-0. California-Bowers, Ross 20-28-0-200.

RECEIVING: Weber State-VOLLERT, Andrew 7-84; SHAHEED, Rashid 4-149; GARRETT, T. 4-29; PRINCE, TyJuan 3-51; BATCHELOR, Drew 3-25; DENBY, Darryl 2-58; SATUALA, Tui 1-23; SMITH, Kevin 1-12. California-Wharton III, Vic 5-46; Robertson, Demetris 4-58; Noa, Kanawai 3-28; Veasy, Jordan 2-30; Reinwald, Gavin 2-26; Laird, Patrick 1-7; McMorris, Malik 1-5; Enwere, Vic 1-1; Watson, Tre 1-minus 1.

INTERCEPTIONS: Weber State-None. California-None.

FUMBLES: Weber State-VOLLERT, Andrew 1-1; CANTWELL, S. 1-1; SMITH, Kevin 1-0; PRINCE, TyJuan 1-1. California-Bowers, Ross 2-1.

Weber State (1-1) vs. California (2-0)

Date: Sep 09, 2017 • Site: Berkeley, CA • Stadium: Memorial Stadium  
Attendance: 36209

Kickoff time: 2:02 pm • End of Game: 5:21 pm • Total elapsed time: 3:19  
Officials: Referee: Gary Reed; Umpire: Tom Finch; Linesman: Bob Day;  
Line judge: M Livingston; Back judge: Joe Johnston; Field judge: Daniel Wilkins;  
Side judge: Quentin Brooks; Center judge: Douglas Wilson;  
Temperature: 72 F • Wind: W 5 • Weather: Clear



SACKS (UA-A): Weber State-BROWN, Justus 1-0; MURPHY, McKay 1-0; MALAN, Cardon 1-0. California-Downs, Devante 1-0; Davison, Raymond 1-0.

TACKLES (UA-A): Weber State-BENJAMIN, K. 8-1; MURPHY, McKay 5-1; PREATOR, Jordan 4-0; TESCH, Auston 3-1; MALAN, Cardon 3-1; WILLIAMS, Jonah 3-0; HOSKINS, Trey 3-0; TOIA, LeGrand 2-1; JOHNSON, Taron 2-1; BROWN, Justus 1-2; HARRY, Xequille 2-0; MAXWELL, Jeremy 2-0; LEWIS, Adam 1-1; HARRISON, J. 1-0; KEY, Alema 1-0; SMITH, Kevin 1-0; PREATOR, Parker 1-0; MAY, Brady 0-1. California-Davison, Raymond 11-0; Bynum, Camryn 8-0; Mekari, Tony 5-1; Rubenzer, Luke 5-0; Tartabull, Quentin 4-1; Downs, Devante 4-1; Looney, James 4-1; Brown, Derron 3-0; Funches, Alex 3-0; Franklin, Marloshaw 3-0; Hicks, Elijah 2-0; Weaver, Evan 2-0; Becker, Rusty 2-0; Goode, Cameron 2-0; Brown, Gerran 2-0; Bequette, Luc 1-0; Paul, Tevin 1-0; Beck, Traveon 1-0; Grace, De'Zhon 1-0; Bennett, Kamryn 1-0.

#### Game Starters:

##### Weber State

Pos	##	OFFENSE
WR	13	BATCHELOR, Drew
LT	55	OPETA, Iosua
C	71	BOS, Ben
RG	75	WHITWORTH, Ty
RT	56	DOWNS, Tyler
QB	11	CANTWELL, S.
RB	6	GARRETT, T.
TE	33	SATUALA, Tui
WR	5	PRINCE, TyJuan
WR	81	JACKSON, Isiah
LG	65	BRUCE, Baron

Pos	##	DEFENSE
LE	94	WILLIAMS, Jonah
OL	98	LEWIS, Adam
DT	90	MURPHY, McKay
RE	42	RODRIGUEZ, Adam
SLB	53	TESCH, Auston
MLB	58	TOIA, LeGrand
WLB	26	BROWN, Justus
LC	1	JOHNSON, Taron
FS	2	HARRISON, J.
RC	22	HARRY, Xequille
CB	10	BENJAMIN, K.

##### California

Pos	##	OFFENSE
X	8	Robertson, Demetris
LT	79	Mekari, Patrick
LG	72	Bennett, Kamryn
C	57	Ooms, Addison
RG	61	Daltoso, Valentino
RT	71	Curhan, Jake
QB	0C	Bowers, Ross
RB	0E	Watson, Tre
FB	99	McMorris, Malik
F	0I	Noa, Kanawai
Z	1G	Wharton III, Vic

Pos	##	DEFENSE
DE	93	Bequette, Luc
NG	97	Mekari, Tony
DE	9	Looney, James
SAM	19	Goode, Cameron
MIKE	89	Weaver, Evan
WILL	1	Downs, Devante
RUSH	36	Funches, Alex
CB	24	Bynum, Camryn
S	28	Tartabull, Quentin
S	4	Brown, Derron
CB	18	Franklin, Marloshaw

Weber State: 3-DENBY, Darryl, 4-SMITH, Kevin, 7-HOSKINS, Trey, 8-SHAHEED, Rashid, 12-SHAW, Justin, 15-LONGANGU, R., 17-KEY, Alema, 20-PREATOR, Parker, 21-JONES, David, 23-MAXWELL, Jeremy, 24-PREATOR, Jordan, 25-HANSEN, Cameron, 27-ARBON, Jantz, 32-SMITH, Preston, 34-MOSS, Clay, 35-MORTENSEN, C., 40-LATTEIER, Luke, 41-MAY, Brady, 44-MALAN, Cardon, 47-TUTTLE, Trey, 48-DEMAIO, Jacob, 50-PALAUNI, Jayden, 52-HENDERSON, R., 57-SCHIESS, Jared, 62-CANNON, Mo, 87-VOLLERT, Andrew, 92-TUPUOLA, Kawika, 95-MOIMOI, Gordon.

California: 0B-Duncan, Jordan, 0-Anderson, Matt, 11-Singleton, Brandon, 2H-Laird, Patrick, 2-Allensworth, Darius, 2C-Enwere, Vic, 3-Hicks, Elijah, 3D-Hale, Fabiano, 4A-Siemieniec, Gabe, 11-Anoa'i, Hamilt, 13-Ude, Russ, 15-Veasy, Jordan, 16-Nwokocha, Chibuzo, 17-Rubenzer, Luke, 20-Drayden, Josh, 21-Netherda, Alex, 22-Beck, Traveon, 23-Psalms, Malik, 27-Davis, Ashtyn, 31-Davison, Raymond, 34-Grace, De'Zhon, 41-Brown, Gerran, 42-Klumph, Dylan, 47-Vera, Alonso, 54-Williams, Gentle, 55-Tongilava, Aisea, 58-Uluave, Semisi, 74-Gibson, Ryan, 76-Bazakas, Henry, 77-Hinnant, J.D., 84-Reinwald, Gavin, 87-Wells, Kyle, 90-Becker, Rusty, 91-Udeogu, Chinedu, 96-Paul, Tevin, 98-Palmer, Chris.

Box Score (Final)  
2017 Cal Football  
Ole Miss vs California (Sep 16, 2017 at Berkeley, California)

Score by Quarters	1	2	3	4	Total
Ole Miss	10	6	0	0	16
California	7	0	10	10	27

Qtr	Time	Scoring play
1st	12:07	OM - Gary Wunderlich 21 yd field goal, 8-71 2:53
	08:17	CAL - Laird, Patrick 13 yd run (Anderson, Matt kick), 3-21 1:17
	07:58	OM - DaMarkus Lodge 72 yd pass from Shea Patterson (Gary Wunderlich kick), 1-67 0:11
2nd	13:02	OM - D.K. Metcalf 71 yd pass from Shea Patterson (Gary Wunderlich kick failed), 1-71 0:10
3rd	11:16	CAL - Wharton III, Vic 19 yd pass from Bowers, Ross (Anderson, Matt kick), 13-72 3:37
	02:47	CAL - Anderson, Matt 19 yd field goal, 10-70 4:11
4th	03:44	CAL - Anderson, Matt 41 yd field goal, 7-25 2:52
	03:00	CAL - Goode, Cameron 32 yd interception return (Anderson, Matt kick)

	OM	CAL
FIRST DOWNS	19	25
RUSHES-YARDS (NET)	29-53	40-163
PASSING YDS (NET)	363	236
Passes Att-Comp-Int	44-26-3	48-24-2
TOTAL OFFENSE PLAYS-YARDS	73-416	88-399
Fumble Returns-Yards	0-0	0-0
Punt Returns-Yards	0-0	0-0
Kickoff Returns-Yards	4-104	4-77
Interception Returns-Yards	2-15	3-54
Punts (Number-Avg)	6-42.7	5-45.8
Fumbles-Lost	2-0	1-0
Penalties-Yards	16-113	7-90
Possession Time	27:07	32:53
Third-Down Conversions	5 of 17	8 of 22
Fourth-Down Conversions	0 of 1	2 of 3
Red-Zone Scores-Chances	1-2	3-5
Sacks By: Number-Yards	1-4	5-38

RUSHING: Ole Miss-Jordan Wilkins 11-38; D'Vaughn Pennamon 5-23; Shea Patterson 13-minus 8. California-Laird, Patrick 22-78; Enwere, Vic 13-75; Bowers, Ross 4-11; TEAM 1-minus 1.

PASSING: Ole Miss-Shea Patterson 26-44-3-363. California-Bowers, Ross 24-47-2-236; TEAM 0-1-0-0.

RECEIVING: Ole Miss-Van Jefferson 10-94; Jordan Wilkins 5-8; DaMarkus Lodge 4-100; D.K. Metcalf 3-125; Markell Pack 2-16; Tre Nixon 1-19; Ty Quick 1-1. California-Noa, Kanawai 6-81; Wharton III, Vic 5-57; Laird, Patrick 5-28; Singleton, Brandon 4-45; Reinwald, Gavin 3-7; Veasy, Jordan 1-18.

INTERCEPTIONS: Ole Miss-C.J. Moore 2-15. California-Goode, Cameron 1-32; Hawkins, Jaylinn 1-22; Downs, Devante 1-0.

FUMBLES: Ole Miss-Jaylon Jones 1-0; Shea Patterson 1-0. California-Bowers, Ross 1-0.

Ole Miss (2-1) vs. California (3-0)

Date: Sep 16, 2017 • Site: Berkeley, California • Stadium: Memorial Stadium

Attendance: 37125

Kickoff time: 7:36 pm • End of Game: 11:06 pm • Total elapsed time: 3:30

Officials: Referee: Ken Williamson; Umpire: Wally Hough; Linesman: Lane Thomas;

Line judge: Mickey Bryson; Back judge: John Wright; Field judge: Jeff Batts;

Side judge: Rob Skelton; Center judge: Tra Boger;

Temperature: 62 F • Wind: Nil • Weather: Light clouds

SACKS (UA-A): Ole Miss-Breeland Speaks 1-0. California-Downs, Devante 2-0; Funches, Alex 1-0; Davison, Raymond 1-0; Anoai'i, Hamilt 1-0.

TACKLES (UA-A): Ole Miss-DeMarquis Gates 11-3; C.J. Moore 4-5; Zedrick Woods 6-1; Detric Bing-Dukes 2-5; Victor Evans 2-4; Myles Hartsfield 4-1; Josiah Coatney 2-3; Qaadir Sheppard 3-1; Ken Webster 3-1; Marquis Haynes 2-1; A.J. Moore 2-0; Montrell Custis 2-0; Jaylon Jones 1-0; Breon Dixon 1-0; C.J. Hampton 1-0; Donta Evans 1-0; Breeland Speaks 1-0; Javien Hamilton 0-1. California-Downs, Devante 7-7; Hawkins, Jaylinn 5-3; Davison, Raymond 3-3; Tartabull, Quentin 4-1; Funches, Alex 1-4; Beck, Traveon 3-1; Bynum, Camryn 2-2; Anoai'i, Hamilt 2-1; Hicks, Elijah 2-0; Goode, Cameron 1-1; Allensworth, Darius 1-1; Mekari, Tony 0-2; Udeogu, Chinedu 1-0; Psalms, Malik 0-1; Looney, James 0-1; Weaver, Evan 0-1; Bequette, Luc 0-1; Grace, De'Zhon 0-1; Drayden, Josh 0-1.

#### Game Starters:

##### Ole Miss

Pos	##	OFFENSE
WR	5A	DaMarkus Lodge
SLOT	12	Van Jefferson
LT	74	Greg Little
LG	79	Javon Patterson
C	50	Sean Rawlings
RG	76	Daronte Bouldin
RT	73	Rod Taylor
SLOT	1A	A.J. Brown
WR	1M	D.K. Metcalf
QB	20	Shea Patterson
RB	22	Jordan Wilkins

Pos	##	DEFENSE
DE	38	Marquis Haynes
DT	40	Josiah Coatney
NT	95	Benito Jones
DE	14	Victor Evans
WILL	3B	DeMarquis Gates
MIKE	43	Detric Bing-Dukes
NB	30	A.J. Moore
CB	7B	Jalen Julius
SS	36	Zedrick Woods
FS	26	C.J. Moore
CB	15	Myles Hartsfield

##### California

Pos	##	OFFENSE
WR	11	Singleton, Brandon
LT	79	Mekari, Patrick
LG	72	Bennett, Kamryn
C	53	Saffell, Michael
RG	61	Daltoso, Valentino
QB	0C	Bowers, Ross
RB	2C	Enwere, Vic
RB	2H	Laird, Patrick
TE	84	Reinwald, Gavin
WR	0B	Duncan, Jordan
WR	15	Veasy, Jordan

Pos	##	DEFENSE
DE	93	Bequette, Luc
NG	97	Mekari, Tony
DE	9	Looney, James
SAM	19	Goode, Cameron
MIKE	31	Davison, Raymond
WILL	1	Downs, Devante
RUSH	36	Funches, Alex
CB	24	Bynum, Camryn
S	28	Tartabull, Quentin
S	6	Hawkins, Jaylinn
CB	3	Hicks, Elijah

Ole Miss: 1B-D.D. Bowie, 2D-Breon Dixon, 2S-Jarrion Street, 2X-D.K. Buford, 2P-Tayler Polk, 2C-Cam Ordway, 4B-C.J. Hampton, 4Q-Ty Quick, 4A-Tre Nixon, 5B-Ken Webster, 7A-Jason Pellerin, 8B-C.J. Miller, 9S-Qaadir Sheppard, 9B-Breeland Speaks, 9A-Dawson Knox, 11-Markell Pack, 21-Javien Hamilton, 23-Eugene Brazley, 25-Montrell Custis, 27-Cale Luke, 28-D'Vaughn Pennamon, 29-Armani Linton, 31-Jaylon Jones, 34-Shawn Curtis, 35-Donta Evans, 41-Brenden Williams, 46-Mohamed Sanogo, 52-Austrian Robinson, 67-Alex Givens, 70-Jordan Sims, 83-Gabe Angel, 85-Alex Weber, 87-Michael Howard, 88-Jack Propst, 89-Ryder Anderson, 90-Ross Donelly, 92-Luke Logan, 94-Will Gleeson, 97-Gary Wunderlich.

California: 0-Anderson, Matt, 0F-Hawkins, Jeremiah, 0I-Noa, Kanawai, 1G-Wharton III, Vic, 2-Allensworth, Darius, 3D-Hale, Fabiano, 4A-Siemieniec, Gabe, 4-Brown, Derron, 5-Turner III, Trey, 11-Anoai'i, Hamilt, 17-Rubenzer, Luke, 18-Franklin, Marloshaw, 20-Drayden, Josh, 22-Beck, Traveon, 23-Psalms, Malik, 27-Davis, Ashtyn, 34-Grace, De'Zhon, 41-Brown, Gerran, 42-Klumph, Dylan, 47-Vera, Alonso, 54-Williams, Gentle, 57-Ooms, Addison, 58-Uluave, Semisi, 67-Robinson, Matt, 71-Curhan, Jake, 74-Gibson, Ryan, 87-Wells, Kyle, 89-Weaver, Evan, 90-Becker, Rusty, 91-Udeogu, Chinedu, 98-Palmer, Chris, 99-McMorris, Malik.

Box Score (Final)  
2017 Cal Football  
#5 USC vs California (Sep 23, 2017 at Berkeley, CA)

Score by Quarters	1	2	3	4	Total
USC	3	10	0	17	30
California	3	10	0	7	20

Qtr	Time	Scoring play
1st	10:46	CAL - Anderson, Matt 36 yd field goal, 10-43 2:48
	04:39	USC - McGrath, Chase 37 yd field goal, 5-19 2:07
2nd	14:31	CAL - Enwere, Vic 1 yd run (Anderson, Matt kick), 12-60 4:59
	12:20	USC - Petite, Tyler 16 yd pass from Darnold, Sam (McGrath, Chase kick), 8-74 2:05
	01:59	USC - McGrath, Chase 34 yd field goal, 9-35 2:54
	00:00	CAL - Anderson, Matt 21 yd field goal, 10-71 1:59
4th	14:05	USC - McGrath, Chase 46 yd field goal, 10-30 3:56
	13:11	USC - Carr, Stephen 2 yd run (McGrath, Chase kick), 2-4 0:42
	10:56	USC - Burnett, Deontay 4 yd pass from Darnold, Sam (McGrath, Chase kick), 6-33 1:49
	01:53	CAL - Veasy, Jordan 8 yd pass from Bowers, Ross (Anderson, Matt kick), 8-62 1:57

	USC	CAL
FIRST DOWNS	22	21
RUSHES-YARDS (NET)	38-133	33-113
PASSING YDS (NET)	223	303
Passes Att-Comp-Int	38-26-1	52-22-4
TOTAL OFFENSE PLAYS-YARDS	76-356	85-416
Fumble Returns-Yards	1-1	0-0
Punt Returns-Yards	1-13	1-3
Kickoff Returns-Yards	2-55	4-112
Interception Returns-Yards	4-71	1-13
Punts (Number-Avg)	3-42.3	2-43.5
Fumbles-Lost	1-1	3-2
Penalties-Yards	5-53	6-44
Possession Time	31:00	29:00
Third-Down Conversions	6 of 15	6 of 19
Fourth-Down Conversions	0 of 2	4 of 6
Red-Zone Scores-Chances	5-5	4-5
Sacks By: Number-Yards	3-20	1-5

RUSHING: USC-Carr, Stephen 20-82; Ware, Aca'Cedric 8-20; Malepeai, Vavae 4-17; Darnold, Sam 2-14; Jones, Velus 1-3; TEAM 3-minus 3. California-Laird, Patrick 15-82; Enwere, Vic 8-44; Clark, Derrick 2-7; McMorris, Malik 2-4; Echols, Zion 3-minus 4; Bowers, Ross 3-minus 20.

PASSING: USC-Darnold, Sam 26-38-1-223. California-Bowers, Ross 22-50-4-303; Wharton III, Vic 0-1-0-0; TEAM 0-1-0-0.

RECEIVING: USC-Burnett, Deontay 9-76; Carr, Stephen 6-47; Petite, Tyler 4-46; Vaughns, Tyler 3-32; Greene, Jalen 2-12; Krommenhoek, Erik 1-7; Ware, Aca'Cedric 1-3. California-Noa, Kanawai 6-110; Wharton III, Vic 6-86; Veasy, Jordan 4-56; Laird, Patrick 3-4; Duncan, Jordan 2-18; Hawkins, Jeremiah 1-29.

INTERCEPTIONS: USC-Jones, Jack 2-15; Ross, Ykili 1-49; Hawkins, Chris 1-7. California-Drayden, Josh 1-13.

FUMBLES: USC-Carr, Stephen 1-1. California-Bowers, Ross 3-2.

USC (4-0,2-0) vs. California (3-1,0-1)

Date: Sep 23, 2017 • Site: Berkeley, CA • Stadium: Memorial Stadium  
Attendance: 46747

Kickoff time: 12:43 pm • End of Game: 4:18 pm • Total elapsed time: 3:35  
Officials: Referee: Mark Duddy; Umpire: Tim Schroeder; Linesman: C Barrett;  
Line judge: Steven Kovac; Back judge: David Ross; Field judge: Kevin Kieser;  
Side judge: Shane Anderson; Center judge: C Wiggins;  
Temperature: 72 F • Wind: N 12 • Weather: Clear and sunny

SACKS (UA-A): USC-Rector, Christian 2-0; Fatu, Josh 1-0. California-Funches, Alex 1-0.

TACKLES (UA-A): USC-Tell, Marvell 8-4; Smith, Cameron 3-9; Houston, John 1-5; Hawkins, Chris 3-2; Green, Rasheem 1-4; Lopes, Matt 4-0; Nwosu, Uchenna 1-3; Fatu, Josh 2-1; Marshall, Iman 2-1; Langley, Isaiah 2-0; Rector, Christian 2-0; Falaniko, Juliano 2-0; Jones, Levi 2-0; Ross, Ykili 1-1; Cook, Jamel 1-0; Lobendahn, Toa 1-0; Pollard, C.J. 1-0; Betiku, Oluwole 0-1; Dorton, Malik 0-1. California-Downs, Devante 8-6; Davison, Raymond 4-3; Tartabull, Quentin 4-3; Bynum, Camryn 3-3; Hawkins, Jaylinn 2-4; Goode, Cameron 2-4; Funches, Alex 4-1; Brown, Derron 3-2; Weaver, Evan 1-4; Hicks, Elijah 3-1; Looney, James 2-2; Bequette, Luc 1-3; Bowers, Ross 2-0; Brown, Gerran 0-2; Drayden, Josh 0-2; Psalms, Malik 1-0; Wharton III, Vic 1-0; Allensworth, Darius 1-0; Turner III, Trey 0-1; Vera, Alonso 0-1; Davis, Ashtyn 0-1; Beck, Traveon 0-1.

Game Starters:

#### USC

Pos	##	OFFENSE
WR	1J	Greene, Jalen
WR	80	Burnett, Deontay
TE	82	Petite, Tyler
TE	84	Krommenhoek, Erik
RT	70	Edoga, Chuma
RG	60	Talamaivao, Viane
C	74	Falah, Nico
LG	77	Brown, Chris
LT	5J	Lobendahn, Toa
QB	1D	Darnold, Sam
TB	0G	Carr, Stephen

Pos	##	DEFENSE
OLB	42	Nwosu, Uchenna
DE	94	Green, Rasheem
DE	89	Rector, Christian
NT	98	Fatu, Josh
ILB	35	Smith, Cameron
ILB	10	Houston, John
CB	8	Marshall, Iman
NK	14	Ross, Ykili
SS	4	Hawkins, Chris
FS	7	Tell, Marvell
CB	25	Jones, Jack

#### California

Pos	##	OFFENSE
LT	79	Mekari, Patrick
LG	72	Bennett, Kamryn
C	57	Ooms, Addison
RG	74	Gibson, Ryan
RT	71	Curhan, Jake
QB	0C	Bowers, Ross
RB	2H	Laird, Patrick
FB	99	McMorris, Malik
WR	0I	Noa, Kanawai
WR	17	Wharton III, Vic
WR	15	Veasy, Jordan

Pos	##	DEFENSE
DE	93	Bequette, Luc
NG	97	Mekari, Tony
DE	9	Looney, James
SAM	19	Goode, Cameron
MIKE	31	Davison, Raymond
WILL	1	Downs, Devante
RUSH	36	Funches, Alex
CB	24	Bynum, Camryn
S	28	Tartabull, Quentin
S	6	Hawkins, Jaylinn
CB	3	Hicks, Elijah

USC: 0F-Pittman, Michael, 2A-Vaughns, Tyler, 2H-Ware, Aca'Cedric, 2F-Toland, James, 2-Bolden, Bubba, 3J-Jountti, Corbin, 4F-Budrovich, Reid, 4G-Peters, Reuben, 5F-Austin, Jordan, 9-Johnson, Greg, 13-Jones, Levi, 21-Cook, Jamel, 23-Jones, Velus, 24-Langley, Isaiah, 27-Harris, Ajene, 28-Pollard, C.J., 29-Malepeai, Vavae, 37-Lopes, Matt, 40-McGrath, Chase, 41-Falaniko, Juliano, 44-Dorton, Malik, 46-Schmidt, Wyatt, 48-Johnson, Damon, 51-Tuipulotu, Marlon, 56-Iosefa, Jordan, 63-Hemsley, Roy, 73-Jackson, Austin, 76-Johnston, Clayton, 81-Sidney, Trevon, 83-Falo, Josh, 90-Murphy, Connor, 93-Jimmons, Liam, 95-Bigelow, Kenny, 99-Betiku, Oluwole.

California: 0F-Hawkins, Jeremiah, 0A-Stovall, Melquise, 0D-Echols, Zion, 0B-Duncan, Jordan, 0-Anderson, Matt, 1I-Singleton, Brandon, 2-Allensworth, Darius, 2C-Enwere, Vic, 2B-Clark, Derrick, 3D-Hale, Fabiano, 4-Brown, Derron, 5-Turner III, Trey, 8-Rubenzer, Luke, 11-Anoai'i, Hamilt, 18-Franklin, Marloshaw, 20-Drayden, Josh, 22-Beck, Traveon, 23-Psalms, Malik, 27-Davis, Ashtyn, 34-Grace, De'Zhon, 41-Brown, Gerran, 42-Klumph, Dylan, 44-Siemieniec, Gabe, 47-Vera, Alonso, 53-Saffell, Michael, 58-Uluave, Semisi, 84-Reinwald, Gavin, 87-Wells, Kyle, 89-Weaver, Evan, 90-Becker, Rusty, 91-Udeogu, Chinedu, 94-Howard, Trevor, 96-Paul, Tevin, 98-Palmer, Chris.

Box Score (Final)  
2017 Cal Football  
California vs Oregon (Sep 30, 2017 at Eugene, OR)

Score by Quarters	1	2	3	4	Total
California	0	7	7	10	24
Oregon	17	0	7	21	45

Qtr	Time	Scoring play
1st	11:50	ORE - Schneider, A. 42 yd field goal, 9-50 3:10
	08:42	ORE - Schooler, B. 37 yd pass from Herbert, Justin (Schneider, A. kick), 4-78 1:41
	02:14	ORE - Herbert, Justin 7 yd run (Schneider, A. kick), 8-53 3:19
2nd	00:58	CAL - Veasy, Jordan 18 yd pass from Bowers, Ross (Anderson, Matt kick), 1-18 0:10
3rd	10:08	ORE - Benoit, Kani 1 yd run (Schneider, A. kick), 13-73 4:00
	09:45	CAL - Noa, Kanawai 75 yd pass from Bowers, Ross (Anderson, Matt kick), 1-75 0:23
4th	10:44	CAL - Anderson, Matt 36 yd field goal, 13-47 4:52
	09:51	ORE - Benoit, Kani 68 yd run (Schneider, A. kick), 3-75 0:53
	08:01	ORE - Brooks-James 5 yd run (Schneider, A. kick), 3-18 0:45
	04:54	CAL - Wharton III, Vic 28 yd pass from Bowers, Ross (Anderson, Matt kick), 8-73 3:07
	02:35	ORE - Felix, Darrian 11 yd run (Schneider, A. kick), 3-23 0:57

	CAL	ORE
FIRST DOWNS	17	24
RUSHES-YARDS (NET)	29-8	56-328
PASSING YDS (NET)	255	131
Passes Att-Comp-Int	43-23-0	22-17-1
TOTAL OFFENSE PLAYS-YARDS	72-263	78-459
Fumble Returns-Yards	0-0	0-0
Punt Returns-Yards	2-7	2-28
Kickoff Returns-Yards	7-168	2-33
Interception Returns-Yards	1-53	0-0
Punts (Number-Avg)	7-41.3	6-38.5
Fumbles-Lost	2-2	1-0
Penalties-Yards	4-37	10-110
Possession Time	31:06	28:54
Third-Down Conversions	4 of 18	6 of 14
Fourth-Down Conversions	1 of 3	0 of 0
Red-Zone Scores-Chances	2-2	4-4
Sacks By: Number-Yards	0-0	7-40

RUSHING: California-Laird, Patrick 11-28; Clark, Derrick 3-7; Echols, Zion 2-4; Enwere, Vic 4-1; Bowers, Ross 9-minus 32. Oregon-Benoit, Kani 18-138; Brooks-James 16-76; Freeman, Royce 6-51; Felix, Darrian 5-27; Alie, Taylor 3-17; Redd, Jaylon 2-8; Griffin, Taj 2-7; Herbert, Justin 1-7; TEAM 3-minus 3.

PASSING: California-Bowers, Ross 23-41-0-255; Forrest, Chase 0-2-0-0. Oregon-Alie, Taylor 9-13-1-41; Herbert, Justin 7-8-0-86; Burmeister, B. 1-1-0-4.

RECEIVING: California-Noa, Kanawai 7-126; Laird, Patrick 5-23; Wharton III, Vic 4-44; Veasy, Jordan 3-37; Hawkins, Jeremiah 3-21; Echols, Zion 1-4. Oregon-Brooks-James 4-21; Griffin, Taj 3-11; Bay, Ryan 2-20; Benoit, Kani 2-17; Johnson III, J. 2-15; Schooler, B. 1-37; McCormick, Cam 1-4; Ofodile, Alex 1-3; Mitchell, D. 1-3.

INTERCEPTIONS: California-Kunaszyk, Jordan 1-53. Oregon-None.

FUMBLES: California-Wharton III, Vic 1-1; Bowers, Ross 1-1. Oregon-Mitchell, D. 1-0.

California (3-2,0-2) vs. Oregon (4-1,1-1)

Date: Sep 30, 2017 • Site: Eugene, OR • Stadium: Autzen Stadium  
Attendance: 55707

Kickoff time: 7:40 pm • End of Game: 11:05 pm • Total elapsed time: 3:25  
Officials: Referee: Land Clark; Umpire: Rick DiBernardo; Linesman: Bob Day;  
Line judge: Dale Keller; Back judge: Justin Nelson; Field judge: Shane Standley;  
Side judge: Michael Marsh; Center judge: John Love;  
Temperature: 55F • Wind: WSW@5MPH • Weather: Mostly Cloudy

SACKS (UA-A): California-None. Oregon-Mondeaux, Henry 2-0; Hollins, Justin 1-1; Moi, Jonah 0-1; Dye, Troy 1-0; Amadi, U. 0-1; Scott, Jordon 1-0; Jelks, Jalen 0-1.

TACKLES (UA-A): California-Kunaszyk, Jordan 5-4; Downs, Devante 4-4; Davison, Raymond 4-3; Bynum, Camryn 3-4; Goode, Cameron 3-3; Weaver, Evan 3-3; Brown, Derron 3-1; Brown, Gerran 1-3; Allensworth, Darius 3-0; Drayden, Josh 3-0; Tartabull, Quentin 3-0; Hicks, Elijah 2-1; Bequette, Luc 1-2; Looney, James 0-3; Mekari, Tony 2-0; Funches, Alex 2-0; Anoai'i, Hamilt 2-0; Davis, Ashtyn 1-1; Hawkins, Jaylinn 1-1; TEAM 1-0; Rockett, Matt 1-0; Paul, Tevin 0-1; Udeogu, Chinedu 0-1; Rubenzer, Luke 0-1. Oregon-Dye, Troy 7-2; McGraw, M. 4-2; Hollins, Justin 4-2; Rugraff, Blake 2-4; Breeze, Brady 3-2; Graham Jr., T. 4-0; Scott, Jordon 2-2; Mondeaux, Henry 2-2; Winston Jr., L. 2-1; Jelks, Jalen 1-2; Robinson, Tyree 2-0; Gibson, Billy 2-0; Apelu, Kaulana 1-1; Moi, Jonah 0-2; Pagano, Scott 0-2; McCormick, Cam 1-0; Leiato II, F. 1-0; Springs, Arrion 1-0; Carlberg, D. 1-0; Swain, Jimmie 1-0; Amadi, U. 0-1; Williams, J. 0-1.

#### Game Starters:

##### California

Pos	##	OFFENSE
X	1I	Singleton, Brandon
F	0B	Duncan, Jordan
Z	15	Veasy, Jordan
LT	79	Mekari, Patrick
LG	72	Bennett, Kamryn
C	57	Ooms, Addison
RG	61	Daltoso, Valentino
RT	71	Curhan, Jake
QB	0C	Bowers, Ross
RB	2H	Laird, Patrick
FB	99	McMorris, Malik

Pos	##	DEFENSE
DE	93	Bequette, Luc
NG	97	Mekari, Tony
DE	9	Looney, James
SAM	19	Goode, Cameron
MIKE	89	Weaver, Evan
WILL	1	Downs, Devante
RUSH	36	Funches, Alex
CB	24	Bynum, Camryn
S	28	Tartabull, Quentin
S	6	Hawkins, Jaylinn
CB	3	Hicks, Elijah

##### Oregon

Pos	##	OFFENSE
WR	13	Mitchell, D.
TE	84	McCormick, Cam
WR	80	Johnson III, J.
LT	73	Crosby, Tyrell
LG	68	Lemieux, Shane
C	5E	Hanson, Jake
RG	76	Pisarcik, Jake
RT	54	Throckmorton
TE	87	Bay, Ryan
QB	10	Herbert, Justin
RB	21	Freeman, Royce

Pos	##	DEFENSE
DE	92	Mondeaux, Henry
NG	34	Scott, Jordon
DE	97	Jelks, Jalen
OLB	11	Hollins, Justin
ILB	35	Dye, Troy
ILB	39	Apelu, Kaulana
OLB	3	Moi, Jonah
CB	4	Graham Jr., T.
S	2	Robinson, Tyree
S	2A	McGraw, M.
CB	1	Springs, Arrion

California: 0-Anderson, Matt, 0F-Hawkins, Jeremiah, 0D-Echols, Zion, 0I-Noa, Kanawai, 2C-Enwere, Vic, 2B-Clark, Derrick, 2D-Rockett, Matt, 2-Allensworth, Darius, 3D-Hale, Fabiano, 4-Brown, Derron, 8-Rubenzer, Luke, 11-Anoai'i, Hamilt, 13-Ude, Russ, 14-Forrest, Chase, 17-Wharton III, Vic, 18-Franklin, Marloshaw, 20-Drayden, Josh, 21-Netherda, Alex, 22-Beck, Traveon, 23-Psalms, Malik, 27-Davis, Ashtyn, 31-Davison, Raymond, 34-Grace, De'Zhon, 41-Brown, Gerran, 42-Klumph, Dylan, 44-Siemieniec, Gabe, 47-Vera, Alonso, 53-Saffell, Michael, 54-Williams, Gentle, 58-Uluave, Semisi, 59-Kunaszyk, Jordan, 74-Gibson, Ryan, 76-Bazakas, Henry, 77-Hinnant, J.D., 84-Reinwald, Gavin, 87-Wells, Kyle, 90-Becker, Rusty, 91-Udeogu, Chinedu, 96-Paul, Tevin, 98-Palmer, Chris.

Oregon: 0E-Pagano, Scott, 1J-Griffin, Ty, 1A-Burmeister, B., 5-Griffin, Taj, 7-Amadi, U., 12-Alie, Taylor, 15-Lenoir, D., 17-Williams, J., 18-Swain, Jimmie, 19-Leiato II, F., 20-Brooks-James, 22-Felix, Darrian, 23-Lovette, Malik, 25-Breeze, Brady, 28-Gibson, Billy, 29-Benoit, Kani, 30-Redd, Jaylon, 32-Winston Jr., L., 41-Schneider, A., 42-Maimone, Blake, 48-Kampmoyer, H., 51-Baker, Gary, 53-Rugraff, Blake, 56-Young, Bryson, 57-Brenner, Doug, 58-Carew, Tanner, 60-Bathke, Logan, 66-Aiello, Brady, 71-Capra, Jacob, 79-Voeller, Evan, 83-Ofodile, Alex, 86-Schooler, B., 90-Carlberg, D., 91-George, Elijah, 94-Young, Malik, 96-Stack, Adam, 99-Faoliu, Austin.

Box Score (Final)  
2017 Cal Football  
California vs Washington (Oct 7, 2017 at Seattle, WA)

Score by Quarters	1	2	3	4	Total
California	0	0	7	0	7
Washington	7	17	7	7	38

Qtr Time Scoring play

1st	06:44	WASH - Bryant, Hunter 11 yd pass from Browning, Jake (Vizcaino, T. kick), 11-64 4:44
2nd	11:09	WASH - Soderberg, Van 23 yd field goal, 11-45 3:39
	06:37	WASH - Browning, Jake 21 yd run (Soderberg, Van kick), 9-64 3:32
	02:44	WASH - Gaskin, Myles 8 yd run (Soderberg, Van kick), 4-27 1:26
3rd	04:51	WASH - Warren, Jusstis 2 yd pass from Browning, Jake (Soderberg, Van kick), 16-90 6:25
	01:07	CAL - Allensworth, Darius 37 yd fumble recovery (Anderson, Matt kick)
4th	12:16	WASH - Gaskin, Myles 7 yd run (Soderberg, Van kick), 7-44 3:51

	CAL	WASH
FIRST DOWNS	9	22
RUSHES-YARDS (NET)	26--40	38-162
PASSING YDS (NET)	133	215
Passes Att-Comp-Int	26-16-0	42-27-0
TOTAL OFFENSE PLAYS-YARDS	52-93	80-377
Fumble Returns-Yards	1-37	0-0
Punt Returns-Yards	0-0	4-66
Kickoff Returns-Yards	6-105	1-26
Interception Returns-Yards	0-0	0-0
Punts (Number-Avg)	9-40.2	4-42.5
Fumbles-Lost	2-1	1-1
Penalties-Yards	4-31	6-40
Possession Time	25:24	34:36
Third-Down Conversions	4 of 14	12 of 20
Fourth-Down Conversions	0 of 1	1 of 1
Red-Zone Scores-Chances	0-1	5-6
Sacks By: Number-Yards	1-8	8-61

RUSHING: California-Clark, Derrick 5-19; Laird, Patrick 2-12; Enwere, Vic 3-12; Echols, Zion 3-7; Forrest, Chase 2-minus 4; Hawkins, Jeremiah 1-minus 4; TEAM 1-minus 41; Bowers, Ross 9-minus 41. Washington-Gaskin, Myles 24-91; Coleman, Lavon 4-24; Ahmed, Salvon 3-21; Browning, Jake 4-20; McGrew, Sean 3-6.

PASSING: California-Bowers, Ross 11-18-0-80; Forrest, Chase 5-8-0-53. Washington-Browning, Jake 27-40-0-215; Carta-Samuels 0-2-0-0.

RECEIVING: California-Laird, Patrick 5-28; Singleton, Brandon 3-27; Reinwald, Gavin 2-37; Wharton III, Vic 2-8; Veasy, Jordan 1-14; Duncan, Jordan 1-11; Echols, Zion 1-4; Clark, Derrick 1-4. Washington-Pettis, Dante 10-48; Bryant, Hunter 9-121; Fuller, Aaron 2-22; Pounds, Quinten 2-11; Dissly, Will 1-5; Coleman, Lavon 1-4; Warren, Jusstis 1-2; Gaskin, Myles 1-2.

INTERCEPTIONS: California-None. Washington-None.

FUMBLES: California-TEAM 1-0; Laird, Patrick 1-1. Washington-Pettis, Dante 1-1.

California (3-3,0-3) vs. Washington (6-0,3-0)

Date: Oct 7, 2017 • Site: Seattle, WA • Stadium: Husky Stadium

Attendance: 67429

Kickoff time: 7:50 pm • End of Game: 10:54 pm • Total elapsed time: 3:04

Officials: Referee: S. Strimling; Umpire: F. Villar; Linesman: Jon Stabile;

Line judge: Michael Feldman; Back judge: John Morton; Field judge: Jeffrey Yock;

Side judge: Michael Marsh; Center judge: James Wharrie;

Temperature: 53F • Wind: Light • Weather: Mist



SACKS (UA-A): California-Paul, Tevin 1-0. Washington-Bartlett, Tevis 2-0; Bowman, Ryan 1-1; Johnson, Jaylen 1-1; Vea, Vita 1-0; Williams, A. 1-0; Potoa'e, Benning 1-0.

TACKLES (UA-A): California-Downs, Devante 4-2; Weaver, Evan 4-2; Tartabull, Quentin 3-3; Goode, Cameron 4-1; Brown, Gerran 4-1; Bynum, Camryn 3-2; Brown, Derron 1-4; Funches, Alex 4-0; Looney, James 3-1; Davis, Ashtyn 2-2; Hawkins, Jaylinn 2-2; Hicks, Elijah 2-2; Allensworth, Darius 3-0; Paul, Tevin 2-1; Kunaszyk, Jordan 1-2; Beck, Traveon 0-3; Bequette, Luc 0-3; Davison, Raymond 2-0; Palmer, Chris 1-1; Becker, Rusty 0-2; Mekari, Tony 1-0; Curhan, Jake 1-0; Drayden, Josh 0-1; Anoa'i, Hamilt 0-1. Washington-McIntosh, Jojo 4-3; Bartlett, Tevis 4-0; Bowman, Ryan 1-3; Molden, Elijah 1-3; Rapp, Taylor 3-0; Joyner, Austin 3-0; Gaines, Greg 1-2; Bryant, Myles 0-3; McKinney, B. 2-0; Williams, A. 2-0; Johnson, Jaylen 1-1; Turner, Ezekiel 1-1; Pulu, Jared 1-1; Bowman, Shane 1-1; Vea, Vita 1-1; Burr-Kirven, Ben 0-2; Victor, Azeem 1-0; Dotson, Jomon 1-0; Potoa'e, Benning 1-0; Warren, Jusstis 1-0; Wellington, B. 0-1; Miller, Jordan 0-1; Taylor, Keith 0-1.

#### Game Starters:

##### California

Pos	##	OFFENSE
WR-X	15	Veasy, Jordan
LT	79	Mekari, Patrick
LG	72	Bennett, Kamryn
C	57	Ooms, Addison
RG	61	Daltoso, Valentino
RT	71	Curhan, Jake
QB	0C	Bowers, Ross
RB	2H	Laird, Patrick
RB	0D	Echols, Zion
WR-F	17	Wharton III, Vic
WR-Z	1I	Singleton, Brandon

Pos	##	DEFENSE
DE	93	Bequette, Luc
NG	97	Mekari, Tony
DE	9	Looney, James
SAM	19	Goode, Cameron
MIKE	89	Weaver, Evan
WILL	1	Downs, Devante
RUSH	36	Funches, Alex
CB	24	Bynum, Camryn
S	4	Brown, Derron
S	6	Hawkins, Jaylinn
CB	3	Hicks, Elijah

##### Washington

Pos	##	OFFENSE
WR	8	Pettis, Dante
LT	72	Adams, Trey
LG	75	Sosebee, Jesse
C	79	Shelton, C.
RG	5F	Harris, Nick
RT	58	McGary, Kaleb
TE	98	Dissly, Will
QB	3	Browning, Jake
TB	9	Gaskin, Myles
WR	0E	Baccellia, A.
WR	19	Bryant, Hunter

Pos	##	DEFENSE
OLB	0H	Potoa'e, Benning
DL	50	Vea, Vita
DL	99	Gaines, Greg
LB	17	Bartlett, Tevis
LB	25	Burr-Kirven, Ben
DB	4	Joyner, Austin
LB	7	Bierria, K.
S	14	McIntosh, Jojo
S	21	Rapp, Taylor
CB	23	Miller, Jordan
CB	5	Bryant, Myles

California: 0-Anderson, Matt, 0B-Duncan, Jordan, 2B-Clark, Derrick, 2C-Enwere, Vic, 2-Allensworth, Darius, 3D-Hale, Fabiano, 4J-Norbeck, Justin, 10-Hawkins, Jeremiah, 11-Anoa'i, Hamilt, 13-Ude, Russ, 14-Forrest, Chase, 18-Franklin, Marloshaw, 20-Drayden, Josh, 21-Netherda, Alex, 22-Beck, Traveon, 23-Psalms, Malik, 27-Davis, Ashtyn, 28-Tartabull, Quentin, 31-Davison, Raymond, 32-Anderson, Jacob, 34-Grace, De'Zhon, 37-Coutts, Steven, 41-Brown, Gerran, 42-Klumph, Dylan, 44-Siemieniec, Gabe, 47-Vera, Alonso, 53-Saffell, Michael, 58-Uluave, Semisi, 59-Kunaszyk, Jordan, 74-Gibson, Ryan, 84-Reinwald, Gavin, 87-Wells, Kyle, 90-Becker, Rusty, 91-Udeogu, Chinedu, 96-Paul, Tevin, 98-Palmer, Chris, 99-McMorris, Malik.

Washington: 0C-Molden, Elijah, 1A-McKinney, B., 2E-McGrew, Sean, 2A-Pounds, Quinten, 10-Dotson, Jomon, 11-Carta-Samuels, 12-Fuller, Aaron, 13-Wellington, B., 16-Williams, A., 18-Gilchrist, I., 20-Jones, Ty, 22-Coleman, Lavon, 24-Turner, Ezekiel, 26-Ahmed, Salvon, 27-Taylor, Keith, 29-O'Brien, Connor, 32-Whitford, Joel, 34-Constantine, S., 36-Victor, Azeem, 40-Eifler, Camilo, 42-Soderberg, Van, 43-Vizcaino, T., 45-Warren, Jusstis, 49-Carty, A.J., 53-Wambaugh, Jake, 55-Bowman, Ryan, 56-Pulu, Jared, 59-Roberts, Henry, 70-Hilbers, Jared, 71-James, Matt, 73-Kirkland, A., 76-Wattenberg, L., 81-Lenius, Brayden, 86-Kizer, Jacob, 88-Sample, Drew, 89-Gardner, John, 92-Johnson, Jaylen, 94-Hunter, Derek, 95-Onwuzurike, L., 96-Bowman, Shane.

Box Score (Final)  
2017 Cal Football  
#8 Washington State vs California (Oct 13, 2017 at Berkeley, California)

Score by Quarters	1	2	3	4	Total
Washington State	0	3	0	0	3
California	10	7	3	17	37

Qtr Time Scoring play

1st	11:12	CAL - Anderson, Matt 26 yd field goal, 7-11 2:22
	04:34	CAL - Enwere, Vic 6 yd run (Anderson, Matt kick), 3-23 0:57
2nd	11:27	WSU - Erik Powell 52 yd field goal, 15-40 8:07
	00:00	CAL - Wells, Kyle 2 yd pass from Bowers, Ross (Anderson, Matt kick), 8-45 0:52
3rd	05:13	CAL - Anderson, Matt 48 yd field goal, 4-7 0:47
4th	13:10	CAL - Bowers, Ross 7 yd run (Anderson, Matt kick), 10-77 4:39
	07:13	CAL - Anderson, Matt 41 yd field goal, 9-29 4:34
	05:26	CAL - Brown, Gerran 26 yd fumble recovery (Anderson, Matt kick)

	WSU	CAL
FIRST DOWNS	16	18
RUSHES-YARDS (NET)	26-23	32-106
PASSING YDS (NET)	314	259
Passes Att-Comp-Int	48-32-5	38-21-0
TOTAL OFFENSE PLAYS-YARDS	74-337	70-365
Fumble Returns-Yards	0-0	2-30
Punt Returns-Yards	2-24	2-31
Kickoff Returns-Yards	2-39	2-36
Interception Returns-Yards	0-0	5-0
Punts (Number-Avg)	4-29.5	7-41.9
Fumbles-Lost	4-2	1-0
Penalties-Yards	5-50	8-75
Possession Time	32:50	27:10
Third-Down Conversions	4 of 16	7 of 17
Fourth-Down Conversions	2 of 3	0 of 0
Red-Zone Scores-Chances	1-3	4-4
Sacks By: Number-Yards	2-16	9-64

RUSHING: Washington State-Jamal Morrow 8-51; James Williams 5-19; Gerard Wicks 1-3; Luke Falk 12-minus 50. California-Enwere, Vic 22-102; Clark, Derrick 3-12; Echols, Zion 3-6; Wharton III, Vic 1-minus 5; Bowers, Ross 3-minus 9.

PASSING: Washington State-Luke Falk 28-43-5-286; Tyler Hilinski 4-5-0-28. California-Bowers, Ross 21-38-0-259.

RECEIVING: Washington State-Isaiah Johnson-Mack 6-59; James Williams 5-22; Jamire Calvine 4-45; Jamal Morrow 4-44; Kyle Sweet 3-58; Tavares Martin Jr. 3-38; Gerard Wicks 3-14; Dezmon Patmon 2-11; Renard Bell 1-15; C.J. Dimry 1-8. California-Noa, Kanawai 6-95; Wharton III, Vic 4-59; Reinwald, Gavin 4-34; Veasy, Jordan 3-36; Enwere, Vic 2-28; Duncan, Jordan 1-5; Wells, Kyle 1-2.

INTERCEPTIONS: Washington State-None. California-Bynum, Camryn 2-0; Davison, Raymond 1-0; Tartabull, Quentin 1-0; Kunaszyk, Jordan 1-0.

FUMBLES: Washington State-Luke Falk 2-1; Jamire Calvine 1-1; Renard Bell 1-0. California-Wharton III, Vic 1-0.

Washington State (6-1,3-1) vs. California (4-3,1-3)

Date: Oct 13, 2017 • Site: Berkeley, California • Stadium: Memorial Stadium  
Attendance: 26244

Kickoff time: 7:41 pm • End of Game: 11:07 pm • Total elapsed time: 3:26  
Officials: Referee: Kevin Mar; Umpire: Rick DiBernardo; Linesman: Harold Mitchell;  
Line judge: Rich Troyer; Back judge: Joe Johnston; Field judge: Jeffery Yock;  
Side judge: Bernie Hulscher; Center judge: Randy Campbell;  
Temperature: 62 F • Wind: Nil • Weather: Clear at sunset

SACKS (UA-A): Washington State-Hercules Mata'afa 2-0. California-Kunaszyk, Jordan 2-1; Goode, Cameron 1-1; Bequette, Luc 1-1; Looney, James 1-1; Allensworth, Darius 1-0; Brown, Gerran 1-0.

TACKLES (UA-A): Washington State-Robert Taylor 4-7; Justus Rogers 2-7; Jalen Thompson 4-1; Jahad Woods 3-2; Dylan Hanser 3-1; Sean Harper Jr. 3-1; Dillon Sherman 1-3; Hercules Mata'afa 3-0; Marcellus Pippins 2-1; Frankie Luvu 2-1; Kirkland Parker 1-1; Marcus Strong 1-1; Nnamdi Oguayo 1-1; Derek Moore 1-1; Hunter Dale 1-0; Nick Begg 0-1; Garrett McBroom 0-1. California-Kunaszyk, Jordan 5-6; Hicks, Elijah 4-2; Davis, Ashtyn 3-2; Brown, Gerran 2-3; Downs, Devante 1-4; Hawkins, Jaylinn 4-0; Allensworth, Darius 3-1; Davison, Raymond 2-2; Looney, James 1-3; Tartabull, Quentin 1-3; Paul, Tevin 2-1; Goode, Cameron 1-2; Bequette, Luc 1-2; Beck, Traveon 0-3; Franklin, Marloshaw 2-0; Weaver, Evan 2-0; Mekari, Tony 1-1; Anderson, Jacob 1-0; Psalms, Malik 1-0; Grace, De'Zhon 1-0; Udeogu, Chinedu 1-0; Drayden, Josh 1-0; Funches, Alex 0-1; Bynum, Camryn 0-1; Anoa'i, Hamilt 0-1.

#### Game Starters:

#### Washington State

Pos	##	OFFENSE
X	8	Tavares Martin Jr.
Y	17	Kyle Sweet
LT	60	Andre Dillard
LG	76	Cody O'Connell
C	69	Frederick Mauigoa
RG	75	B.J. Salmonson
RT	61	Cole Madison
Z	12	Dezmon Patmon
QB	4	Luke Falk
TB	25	Jamal Morrow
H	19	Brandon Arconado

Pos	##	DEFENSE
E	55	Derek Moore
NT	90	Daniel Ekual
T	50	Hercules Mata'afa
RUSH	51	Frankie Luvu
WILL	13	Jahad Woods
MIKE	37	Justus Rogers
NICK	26	Hunter Dale
FS	2	Robert Taylor
SS	34	Jalen Thompson
SS	27	Sean Harper Jr.
CB	21	Marcellus Pippins

#### California

Pos	##	OFFENSE
WR	15	Veasy, Jordan
LT	79	Mekari, Patrick
LG	72	Bennett, Kamryn
C	57	Ooms, Addison
RG	61	Daltoso, Valentino
RT	71	Curhan, Jake
QB	0C	Bowers, Ross
FB	99	McMorris, Malik
WR	0I	Noa, Kanawai
WR	17	Wharton III, Vic
RB	2B	Clark, Derrick

Pos	##	DEFENSE
DE	93	Bequette, Luc
NG	97	Mekari, Tony
DE	9	Looney, James
SAM	19	Goode, Cameron
MIKE	89	Weaver, Evan
WILL	1	Downs, Devante
RUSH	31	Davison, Raymond
CB	24	Bynum, Camryn
S	6	Hawkins, Jaylinn
S	27	Davis, Ashtyn
CB	2	Allensworth, Darius

Washington State: 0C-Tyler Hilinski, 0D-Marcus Strong, 1-Tay Martin, 1J-Trey Tinsley, 6-Jamire Calvine, 9-Isaiah Johnson-Mack, 10-Kirkland Parker, 20-Silvels, Dom., 22-Deion Singleton, 23-Gerard Wicks, 24-Keith Harrington, 30-Nnamdi Oguayo, 32-James Williams, 33-Dylan Hanser, 36-George Hicks, 41-Dillon Sherman, 44-Tristan Brock, 45-Logan Tago, 46-Erik Powell, 48-Erik Glueck, 56-Taylor Comfort, 70-Christian Haangana, 81-Renard Bell, 88-C.J. Dimry, 89-Nick Begg, 92-Will Rodgers III, 94-Mitchell Cox, 99-Garrett McBroom.

California: 0B-Duncan, Jordan, 0D-Echols, Zion, 0-Anderson, Matt, 1I-Singleton, Brandon, 2D-Rockett, Matt, 2C-Enwere, Vic, 3-Hicks, Elijah, 3D-Hale, Fabiano, 4-Brown, Derron, 10-Hawkins, Jeremiah, 11-Anoa'i, Hamilt, 13-Ude, Russ, 14-Forrest, Chase, 18-Franklin, Marloshaw, 20-Drayden, Josh, 21-Netherda, Alex, 22-Beck, Traveon, 23-Psalms, Malik, 28-Tartabull, Quentin, 32-Anderson, Jacob, 34-Grace, De'Zhon, 36-Funches, Alex, 40-Ortega Jr., David, 41-Brown, Gerran, 42-Klumph, Dylan, 44-Siemieniec, Gabe, 47-Vera, Alonso, 54-Williams, Gentle, 59-Kunaszyk, Jordan, 80-Ashton, Jake, 84-Reinwald, Gavin, 87-Wells, Kyle, 91-Udeogu, Chinedu, 96-Paul, Tevin, 98-Palmer, Chris.

Box Score (Final)  
2017 Cal Football  
Arizona vs California (Oct 21, 2017 at Berkeley, California)

Score by Quarters	1	2	3	4	OT	O1	O2	Total
Arizona	14	7	7	3	14	7	7	45
California	7	0	14	10	13	7	6	44

Qtr Time Scoring play

1st	08:51	CAL - Laird, Patrick 8 yd run (Anderson, Matt kick), 11-66 4:25
	07:32	ARIZ - Taylor, JJ 30 yd run (Pollack, Josh kick), 5-75 1:19
	03:22	ARIZ - Tate, Khalil 76 yd run (Pollack, Josh kick), 2-80 0:37
2nd	11:20	ARIZ - Green, Zach 13 yd run (Pollack, Josh kick), 5-69 2:21
3rd	09:00	CAL - McMorris, Malik 8 yd pass from Bowers, Ross (Anderson, Matt kick), 13-79 5:54
	07:32	ARIZ - Brown, Shun 56 yd pass from Tate, Khalil (Pollack, Josh kick), 4-71 1:28
	02:42	CAL - Bowers, Ross 4 yd run (Anderson, Matt kick), 11-56 4:41
4th	10:36	CAL - Laird, Patrick 18 yd run (Anderson, Matt kick), 11-80 3:07
	05:07	ARIZ - Pollack, Josh 36 yd field goal, 11-63 5:23
	01:41	CAL - Anderson, Matt 52 yd field goal, 8-38 3:22
OT	15:00	CAL - Noa, Kanawai 13 yd pass from Bowers, Ross (Anderson, Matt kick), 5-25 0:00
	15:00	ARIZ - Green, Zach 25 yd run (Pollack, Josh kick), 1-25 0:00
	15:00	ARIZ - Wolma, Bryce 22 yd pass from Tate, Khalil (Pollack, Josh kick), 2-25 0:00
	15:00	CAL - Enwere, Vic 1 yd run (Bowers, Ross pass failed), 6-25 0:00

	ARIZ	CAL
FIRST DOWNS	24	31
RUSHES-YARDS (NET)	46-345	47-172
PASSING YDS (NET)	166	301
Passes Att-Comp-Int	15-10-1	49-29-2
TOTAL OFFENSE PLAYS-YARDS	61-511	96-473
Fumble Returns-Yards	0-0	0-0
Punt Returns-Yards	0-0	1-10
Kickoff Returns-Yards	1-18	4-85
Interception Returns-Yards	2-21	1-31
Punts (Number-Avg)	3-33.7	3-32.3
Fumbles-Lost	0-0	2-0
Penalties-Yards	8-88	7-58
Possession Time	25:00	35:00
Third-Down Conversions	4 of 10	13 of 19
Fourth-Down Conversions	0 of 0	1 of 1
Red-Zone Scores-Chances	2-2	6-7
Sacks By: Number-Yards	1-7	0-0

RUSHING: Arizona-Tate, Khalil 17-137; Green, Zach 20-130; Taylor, JJ 4-44; Johnson, Tyrell 1-21; Leon, Branden 2-8; Wilson, Nick 2-5. California-Laird, Patrick 28-130; Enwere, Vic 13-29; Bowers, Ross 5-11; McMorris, Malik 1-2.

PASSING: Arizona-Tate, Khalil 10-15-1-166. California-Bowers, Ross 29-49-2-301.

RECEIVING: Arizona-Wolma, Bryce 3-51; Ellison, Tony 3-28; Brown, Shun 2-57; Poindexter, Shawn 1-25; Taylor, JJ 1-5. California-Wharton III, Vic 8-96; Noa, Kanawai 6-79; Laird, Patrick 5-42; Singleton, Brandon 3-32; McMorris, Malik 2-17; Veasy, Jordan 2-10; Echols, Zion 2-7; Duncan, Jordan 1-18.

INTERCEPTIONS: Arizona-Burns, Lorenzo 1-21; Wallace, Jarrius 1-0. California-Davis, Ashtyn 1-31.

FUMBLES: Arizona-None. California-Laird, Patrick 1-0; Bowers, Ross 1-0.

Arizona (5-2,3-1) vs. California (4-4,1-4)

Date: Oct 21, 2017 • Site: Berkeley, California • Stadium: Memorial Stadium

Attendance: 37525

Kickoff time: 5:08 pm • End of Game: 8:51 pm • Total elapsed time: 3:43

Officials: Referee: M Mothershed; Umpire: R Meisenheimer; Linesman: Kirk Mattson;

Line judge: Matt Doman; Back judge: Steve Hudson; Field judge: Michael Hall;

Side judge: Mike Weseloh; Center judge: Mike McCabe;

Temperature: 68 F • Wind: Nil • Weather: Clear

SACKS (UA-A): Arizona-Connolly, Finton 1-0. California-None.

TACKLES (UA-A): Arizona-Schooler, Colin 7-8; Burns, Lorenzo 7-5; Flannigan-Fowles, D. 6-4; Fields II, Tony 3-7; Cruikshank, Dane 4-5; Wallace, Jarrius 4-5; Bruno, Luca 4-1; Rutt, Brandon 3-2; Pandey, Anthony 2-1; Connolly, Finton 2-1; McCall, Jarvis 2-0; Miller, DeAndre 1-1; Wilborn, Kylan 1-1; Mashack, Kwesi 1-1; Whittaker, Jace 1-0; Poindexter, Shawn 1-0; Young, Troy 1-0; Banda, Jack 0-1; Belknap, Justin 0-1; Zellers, Parker 0-1; Colacion, Jacob 0-1; Parks, Antonio 0-1; Boles, Dereck 0-1. California-Kunaszyk, Jordan 6-8; Brown, Gerran 1-9; Goode, Cameron 3-6; Davis, Ashtyn 3-3; Looney, James 3-3; Davison, Raymond 2-2; Palmer, Chris 2-1; Weaver, Evan 2-1; Bynum, Camryn 2-0; Hawkins, Jaylinn 1-1; Franklin, Marloshaw 1-1; Allensworth, Darius 0-2; Mekari, Tony 0-2; Tongilava, Aisea 1-0; Curhan, Jake 1-0; Udeogu, Chinedu 0-1; Bequette, Luc 0-1; Drayden, Josh 0-1; Paul, Tevin 0-1; Tartabull, Quentin 0-1.

#### Game Starters:

##### Arizona

Pos	##	OFFENSE
WR	1H	Peterson, Cedric
SLOT	OF	Brown, Shun
TE	8	Wood, Trevor
LT	58	Friekh, Layth
LG	69	Boettcher, Christian
C	64	Eldridge, Nathan
RG	78	Alsadek, Jacob
RT	67	de Beer, Gerhard
WR	11	Poindexter, Shawn
RB	28	Wilson, Nick
QB	1D	Tate, Khalil

Pos	##	DEFENSE
BC	2	Burns, Lorenzo
BAND	6	Flannigan-Fowles, D.
WILL	7	Schooler, Colin
SPUR	9	Cruikshank, Dane
BAND	11	Young, Troy
STUD	14	Wilborn, Kylan
FC	17	Whittaker, Jace
LB	1	Fields II, Tony
DT	60	Bruno, Luca
DE	86	Belknap, Justin
NT	99	Boles, Dereck

##### California

Pos	##	OFFENSE
WR	15	Veasy, Jordan
LT	72	Bennett, Kamryn
LG	74	Gibson, Ryan
C	57	Ooms, Addison
RG	61	Daltoso, Valentino
RT	71	Curhan, Jake
QB	0C	Bowers, Ross
RB	2C	Enwere, Vic
FB	99	McMorris, Malik
WR	0I	Noa, Kanawai
WR	17	Wharton III, Vic

Pos	##	DEFENSE
DE	93	Bequette, Luc
NG	97	Mekari, Tony
DE	9	Looney, James
SAM	19	Goode, Cameron
MIKE	59	Kunaszyk, Jordan
WILL	41	Brown, Gerran
RUSH	31	Davison, Raymond
CB	24	Bynum, Camryn
S	27	Davis, Ashtyn
S	6	Hawkins, Jaylinn
CB	2	Allensworth, Darius

Arizona: 0I-Ellison, Tony, 0B-Johnson, Tyrell, 3D-Green, Zach, 3J-Pollack, Josh, 3-Wallace, Jarrius, 4-Parks, Antonio, 5-Casteel, Brian, 10-Holland, Malcolm, 15-Mashack, Kwesi, 16-Glatting, Jake, 18-Rutt, Brandon, 21-Taylor, JJ, 23-Brightwell, Gary, 26-Pandey, Anthony, 29-McCall, Jarvis, 30-Wallace, Tony, 31-Cooper, Tristan, 32-Miller, DeAndre, 33-Tilford, Nathan, 34-Colacion, Jacob, 38-Leon, Branden, 43-Havrisik, Lucas, 44-Brown, Kurtis, 51-Anderson III, Lee, 56-Reiter, Donald, 74-Kosinski, Alex, 75-Eletise, Michael, 76-Creaseon, Cody, 81-Wolma, Bryce, 85-Nunley, Jamie, 87-Benjamin, Zach, 91-Connolly, Finton, 92-Banda, Jack, 93-Zellers, Parker, 98-Tharpe Jr., Larry.

California: 0B-Duncan, Jordan, 0-Anderson, Matt, 0D-Echols, Zion, 1I-Singleton, Brandon, 2H-Laird, Patrick, 2D-Rockett, Matt, 2B-Clark, Derrick, 3-Hicks, Elijah, 3D-Hale, Fabiano, 4-Brown, Derron, 10-Hawkins, Jeremiah, 11-Anoa'i, Hamilt, 18-Franklin, Marloshaw, 20-Drayden, Josh, 21-Netherda, Alex, 22-Beck, Traveon, 23-Psalms, Malik, 28-Tartabull, Quentin, 32-Anderson, Jacob, 34-Grace, De'Zhon, 36-Funches, Alex, 42-Klumph, Dylan, 44-Siemieniec, Gabe, 47-Vera, Alonso, 53-Saffell, Michael, 55-Tongilava, Aisea, 58-Uluave, Semisi, 80-Ashton, Jake, 84-Reinwald, Gavin, 87-Wells, Kyle, 89-Weaver, Evan, 91-Udeogu, Chinedu, 96-Paul, Tevin, 98-Palmer, Chris.