



UNIVERSITY OF COLORADO BUFFALOES / SPORTS INFORMATION SERVICE

2150 Stadium Drive (574 Champions Center), 357 UCB, Boulder, CO 80309-0357

Telephone 303/492-5626 (FAX: 303/492-3811; E-mail (FB contacts): david.plati@colorado.edu; jason.clay@colorado.edu)

David Plati (Associate AD/SID), Jason Clay (Associate SID), Troy Andre (Associate SID/CUBuffs.com M.E.), Linda Sprouse (Associate SID), Andy Schlichting (Assistant SID), Maggie Still (Assistant SID), Neill Woelk (Contributing Editor/CUBuffs.com), Ryan Megay (Grad Asst./Football)

www.CUBuffs.com

© 2017 CU Athletics

2017 COLORADO BUFFALO FOOTBALL WEEKLY RELEASE, NOTES & STATISTICS

CU vs. CALIFORNIA

GAME 9

HOMECOMING WILL ALSO HONOR SALAAM, '67 BLUEBONNET CHAMPION TEAM, RALPHIE

SATURDAY, OCTOBER 28, 2017 • 12:01 p.m. MDT • Folsom Field (50,183) • Boulder, Colo.

RELEASE NUMBER 9 (October 23, 2017)

PAC-12 NETWORK (National) | KOA-RADIO | CUBUFFS.COM (Live Stats)

BUFFALO BITS ...

The **Colorado Buffaloes** (4-4, 1-4 Pac-12) return home for a weekend full of special celebrations, all centered around the school's 103rd **homecoming** in hosting the **California Golden Bears** (4-4, 1-4 Pac-12) in a 12:01 p.m. MDT kickoff at Folsom Field ... Several events are planned for CU's annual homecoming weekend, highlighted by the official retirement of the late **Rashaan Salaam's** jersey (#19), honoring the school's **1967 Bluebonnet Bowl** champion team and celebrating the **50th anniversary of Ralphie**, CU's live buffalo mascot (the current one is Ralphie V) ... Colorado is coming off a 28-0 loss at Washington State, which snapped a streak of 60 straight games it had scored in dating to a 48-0 home loss to Stanford in 2012; the game was played in miserable conditions (rain and gusting winds), similar to CU's visit to Pullman in 2015 ... Colorado is now 0-5-2 in back-to-back road trips since joining the Pac-12 in 2011 (no sweeps, two splits, swept five times) ... Cal lost

a wild one at home to Arizona in double overtime, 45-44; after rallying from 21-7 and 28-14 deficits, the Bears decided to try and end it by going for two in the second OT but a pass was batted away ... Cal leads the series, **5-3** (3-2 in Boulder and has won both games that have gone to overtime, including a 59-56 verdict in Berkeley the last time the two played in 2014) ... Colorado remains one shy of 700 all-time wins, as the Buffs own a record of **699-498-36** (a .582 winning percentage); the Buffaloes are 25th on the all-time win list and is 36th in all-time winning percentage (29th for those schools with 1,000 or more games played in Division I-A) ... The **men's basketball team** will have a public scrimmage ahead of the football game, from 10-11 a.m. at the Coors Events Center ... **CUBuffs.com/media** as your one stop for everything, including our on-line media guide and live stats.

[DEPTH CHART ON PAGE 65; ROSTER ON PAGES 66-68](#)

CU-California (PAC12/National): Ted Robinson (play-by-play) / Chad Brown (color) / Cindy Brunson (sideline reporter) / Gregson Frampton (producer)

STAT OF THE WEEK

Playing keep away? Colorado's offensive production is down from a year ago through eight games, but one possible contributor is that the Buffs have had 11 fewer possessions. In 2016, CU had **110** possessions after eight games, fast-forward to this year, and the Buffs have had **99**; the difference is practically an entire game's worth (CU has had 11 or less in four of eight games this year). While not the only factor, it has contributed to 22 fewer first downs, 77 less points and 767 fewer yards than this time a year ago.

OBSCURER NOTE OF THE WEEK

The Colorado Buffaloes and Denver Broncos have played on weekends (Thursday-Monday) a total of **582** times in their histories, dating back to when the Broncos began play in 1960 in the American Football League. Last Saturday marked the first time both were shutout on the same weekend, CU falling 28-0 at Washington State and Denver losing at the L.A. Chargers, 21-0. Both have two of the longest scoring streaks in history, Colorado at 242 (from 1988-2008) and Denver at 394 (1992-2017); it's a testimony to how rare both don't put points on the board: the Buffs have been shutout just 11 times in their last 588 games dating back to 1968, while Denver has been shutout just 10 times in its history (916 games).

2017 COLORADO SCHEDULE & RESULTS (4-4, 1-4 Pac-12)

| Date | CU* | Opponent | Opp* | TV | Result/Time | 2017 Record | Series | This-N-That or '16 rewind |
|----------|-----|------------------------------|------|-------|------------------------|-------------|---------|---|
| Sept. 1 | RV | Colorado State (N; Denver) | NR | PAC12 | W 17-3 | 6-2 | 65-22-2 | Buffs go up 17-0 early, play first scoreless second half in eight seasons |
| SEPT. 9 | RV | TEXAS STATE | NR | PAC12 | W 37-3 | 1-6 | 1- 0-0 | Second straight game not allowing a TD a first to open a season since 1958 |
| SEPT. 16 | RV | NORTHERN COLORADO | NR | PAC12 | W 41-21 | 2-4 | 10- 2-0 | CU wins first meeting with former in-state rival since 1934 game in Greeley |
| SEPT. 23 | RV | + WASHINGTON (N) | 7 | FS-1 | L 10-37 | 6-1 | 5-11-1 | Game plays out eerily similar to '16 Pac-12 title game, as UW pulls away in 3Q |
| Sept. 30 | RV | + at UCLA | NR | ESPN2 | L 23-27 | 4-3 | 3-10-0 | Fourth straight tight game between the two (the four decided by 21 points) |
| OCT. 7 | NR | + ARIZONA (N; FW) | NR | PAC12 | L 42-45 | 5-2 | 14- 6-0 | Teams combine for 713 rush yards, record 608 by two players (Lindsay: 281) |
| Oct. 14 | NR | + at Oregon State | NR | PAC12 | W 36-33 | 1-6 | 5- 5-0 | Montez leads 9-play, 82-yard drive for winning score with 1:34 remaining |
| Oct. 21 | NR | + at Washington State (N) | 15 | ESPN | L 0-28 | 7-1 | 6- 5-0 | Buffs shutout for first time since 2012 (60 games); Lindsay goes over 1K rushing |
| OCT. 28 | NR | + CALIFORNIA (HC) | NR | PAC12 | 12:01 pm | 4-4 | 3- 5-0 | Last meeting in 2014 a wild one: Cal rallies for 59-56 win in 2OT in Berkeley |
| Nov. 4 | | + at Arizona State | | PAC12 | 6:07 pm | 4-3 | 1- 7-0 | Buffs finally break through against Sun Devils, rush for 315 yards and 5 TDs |
| NOV. 11 | | + SOUTHERN CALIFORNIA | | TBA | TBA | 6-2 | 0-11-0 | USC leads 14-0 at half, CU ties game in fourth but Trojans fend off comeback |
| Nov. 25 | | + at Utah | | TBA | TBA | 4-3 | 32-28-3 | Win clinches Pac-12 South title; last six games in series decided by 32 points |
| Dec. 1 | | Pac-12 Championship Game (N) | | ESPN | at Santa Clara, Calif. | | | Buffs made first appearance in league title game in 2016 (L, 10-41 to Washington) |

All times mountain. (KEY: *—AP rank at time of game; +—Pac-12 Conference game; N—Night game; HC—Homecoming; FW—Family Weekend.)

COLORADO MEDIA SERVICES

Head coach **Mike MacIntyre** holds a **Tuesday press luncheon**, located in the Champions Center (third floor, room 319). All will start at 11:30 a.m. with lunch, followed by MacIntyre promptly at Noon and select players before and/or afterwards depending on class conflicts. This year's dates: **Aug. 29; Sept. 5-12-19-26; Oct. 3-10-17-24-31; Nov. 7-21-28; Dec. 5-TBA** (bowl). The **press conference portions are streamed live** on www.CUBuffs.com (in the BuffsTV area); press conferences on CUBuffs.com do not require access codes. (**TV Pool Assignments for 2017**: KCNC will coordinate all CU press luncheons).

MacIntyre can be heard Tuesdays (Aug. 29-Nov. 21) on the **Pac-12 Teleconference Call** at 11:25 a.m. MT, with a taped replay available after 4 p.m. MT those afternoons. All 12 coaches participate; for access numbers to the conference call and the replay, e-mail David Plati (david.plati@colorado.edu) with audio files available at www.pac-12.com.

Video highlights of CU games are available through the Pac-12 Network/Digital Xchange. There are some restrictions; contact **Duane Lindberg** to coordinate your needs (dlindberg@pac-12.org).

The **Pac-12 Networks** are available nationwide through many platforms; check with local cable or satellite subscribers for more info. Comcast and Time Warner carry the Network in Colorado and DISH Network is the league's satellite provider. In the Boulder-Denver area: Comcast 430 & 431 (840 HD); Pac-12 DISH channels include 406 and 413 (along with 5453 and 5454 in its auxiliary area).

The **Colorado locker room** (home and road) is closed after games; following the customary 10-minute cooling off period, players will be available (a list will be solicited immediately following the game; no cutoff to request players).

Colorado's **football practices** are generally closed (to the media and public), but have a 25-30 minute window open for any media photography/video needs (follow parameters listed in CU's media policies). Thursday & Friday practices are entirely closed (except to network TV).

This year's standard **meeting/practice schedule** (mountain time): **Sunday**: Off; **Monday**: 7:00-9:40 meetings/9:50-10:50 practice; **Tuesday**: 7:45/9:10-10:55; **Wednesday**: 7:30/8:35-10:30; **Thursday**: 8:45/9:55-10:55 practice; **Friday**: 9:00/10:20-11:00 walkthrough (home games), 9:00/9:50-10:30 (road games).

Interviews with Colorado players are allowed post-practice on Mondays, Tuesdays and Wednesdays. Phone interviews with media are allowed all three days in all time slots. Interviews on Sundays are at the discretion of the player, as it being the standard player day off, CU can't arrange due to NCAA rules.

Collegepressbox.com is the official media website for Division I (FBS) football. Access weekly game notes, quotes, statistics, media guides, headshots, logos and more for all major conferences and their member schools. Login information will be distributed to accredited media or you can apply for a password at www.collegepressbox.com/password.

CU On-Line Photo Database. The CU SID office has an online photo database that allows registered members of the media instant access to

obtain head shots of all CU coaches and athletes as well as action shots of key players. Registration is easy: for a login and password, simply log on to www.cubuffs.com/photodatabase. Registration can also be found through CUBuffs.com by selecting "Sports Information" from the "Athletics" menu located on the top navigation bar and click on "Enter Media Center."

The **Pac-12 Mountain Network** is the television home of the Buffaloes; it produces a variety of programming featuring all 12 member institutions.

THE BUFFS ON THE INTERNET

The official CU site on the Internet can be found at www.CUBuffs.com, which has the most up-to-date information, releases, game notes, press conference broadcasts (free), articles by former *Boulder Camera* sportswriter Neill Woelk and podcasts/video by the voice of the Buffs, Mark Johnson. Go to www.CUBuffs.com/, click on Multimedia and then click on Football Media Center (second column under For The Media). It will link you to everything you'll need to know about CU football. Breaking news with the program will be found here first every time and delivered in full without others editing out what they might deem unessential or don't have room for.

Stats. A live in-game stats link is available for media only in the press box.

Audio. CU football can be heard (free) on the Internet at either CUBuffs.com or KOA-Radio (or its sister station, KDSP/AM760). Links: www.CUBuffs.com, www.850koe.com, www.am760.net.

BuffsTV. Through the Pac-12, "BuffsTV" offers the opportunity to listen and/or watch live game action along with weekly features; find it here: <http://www.cubuffs.com/mediaPortal/player.dbm?id=3093348>.

THE BUFFS ON THE AIRWAYS

KOA-Radio in Denver (850 AM & 94.1 FM; KDSP 760 AM when conflicts) originates the CU Football Network, with **Mark Johnson** in his 14th year as the play-by-play voice of the Buffs. **Former CU head coach Gary Barnett** (analysis) is in his second full season on the broadcasts. Sideline duties will be handled by **Andy Lindahl**, **Bobby Pesavento** and **Mike Pritchard**. Cities on the network in addition to KOA: Aspen (KNFO/106.1FM, which serves Redstone, 105.7FM, Roaring Fork, 94.3FM, Thomasville, 96.3FM and Vail, 105.5FM), Buena Vista (KBVCm 104.1FM), Glenwood Springs (KTMS/96.1FM & 99.1FM), Fort Morgan (KRFD/100.1FM), Grand Junction (KTMM/1340AM), Rifle (KNAM/1490 AM) and Steamboat Springs (KTYV/ 98.9FM). KOA has been the home to CU football for 73 of the last 76 years. *Both stations will stream the game live on the Internet.*

The **CU Coaches Radio Show** originates from Fate Brewery (1600 38th St., Boulder) Thursdays from 12:30-1:30 p.m. (Aug. 31-Nov. 21); Johnson and Barnett host (the show will be taped and air later that day on KOA, or AM760 if a conflict with Rockies baseball, between 7-8 p.m.). The show will be taped and air earlier in the week for the Utah (Nov. 25) game.

Satellite Radio: Sirius-XM is the satellite home of the Buffs; the CU-California game (KOA broadcast) will be on **Sirius Channel 93** (also **XM 197/Internet 959**).

PRONUNCIATION GUIDE

Coaches/Staff

ShaDon **BROWN** (shay-don)
Darrin **CHIAVERINI** (shiv-ah-ree-knee)
Darian **HAGAN** (hay-gun)

Players

57 Sam **BENNION** (ben-yun)
35 Beau **BISHARAT** (bish-er-rot)
4 Bryce **BOBO** (bo-bo)
44 Jacob **CALLIER** (cal-e-yea)
88 Curtis **CHIAVERINI** (shiv-ah-ree-knee)
89 Kevin **DEMENT** (duh-ment)
9 Javier **EDWARDS** (ha-vee-air)
17 **KABION ENTO** (kay-be-on / N-toe)
8 Alex **FONTENOT** (font-en-know)
56 **JASE FRANKE** (rhymes w/case; frank-E)
45 Tanner **GRZESIEK** (gress-ick)
64 Aaron **HAGLER** (Hague-ler)
13 Shamar **HAMILTON** (shuh-know)
96 **TERRAN HASSELBACH** (tare-run / hass-el-back)
46 Trent **HEADLEY** (head-lee)
29 **URYAN** Hudson (you-ryan)
10 **JAYLON JACKSON** (jay-lynn)
36 **AKIL** Jones (ah-keel)
75 Josh **KAISER** (ky-zer)
68 **GERRAD KOUGH** (jair-ed / coe)
1 **AFOLABI LAGUDA** (ah-foe-lobby / la-goo-duh)
56 Tim **LYNOTT** (lynn-knot)
74 Chance **LYTLE** (lie-tull, hard T)
7 Tyler **LYTLE** (lie-dull, soft T)
93 Michael **MATHEWES** (mathews)
98 **NICO MAGRI** (knee-co mah-gree)
25 Ryan **MOELLER** (mole-er)
15 Chris **MULUMBA** (muh-lum-bah)
15 Sam **NOYER** (noy-er)
66 Grant **POLLEY** (poly)
85 Jared **POPLAWSKI** (pop-law-ski)
65 Colby **PURSELL** (per-sell)
3 Derrion **RAKESTRAW** (rake-straw)
90 **TERRIEK** Roberts (terr-reek)
39 **JAISEN** Sanchez (jy-son, as in tyson)
3 **LAVISKA SHENAULT** (luh-visk-uh shuh-nault)
10 Dante **SPARACO** (spuh-rock-oh)
48 James **STEFANOU** (steff-ah-know)
55 Brett **TONZ** (rhymes with bronze)
22 Kyle **TREGO** (tree-go)
72 Lyle **TUULOMA** (two-E-loma)
8 Trey **UDOFFIA** (U-doe-fee-ah)
4 Dante **WIGLEY** (wig-lee)
9 **JUWANN** Winfree (juh-juan)

ROSTER CHANGES/DUPE I.D.'s

Number Changes: **WR Johnny Huntley** (#10, was #6); **QB/H T.J. Patterson** (#18, was #42); **CB Trey Udoffia** (#8; was #5). **Dismissed**: 50 Umu, DL.

DUPE NUMBERS: Those who appear below are in dupe numbers where both likely see action (jerseys do have name tags). Skin tone key to help identify on special teams: **A**—African-American, **C**—Caucasian, **H**—Hispanic; **P**—Polynesian or Pacific Islander:

| Offense/Specialist | Defense/Specialist |
|------------------------|----------------------|
| 1 Fields, WR (A) | 1 Laguda, S (A) |
| 2 Ross, WR (A) | 2 Blackmon, CB (A) |
| 4 Bobo, WR (A) | 4 Wigley, CB (A) |
| 7 Lytle, QB (C) | 7 Fisher, DB (A) |
| 8 Shenault, WR (A) | 8 Udoffia, CB (A) |
| 9 Winfree, WR (A) | 9 Edwards, DT (A) |
| 10 Huntley, WR (A) | 10 *Sparaco, OLB (C) |
| 15 Noyer, QB (C) | 15 Graham, PK (C) |
| 18 Patterson, QB/H (C) | 18 Walker, WR/ST (A) |
| 29 Lee, TB (A) | 29 Hudson, CB/ST (A) |
| 56 Lynott Jr., OL (C) | 56 Franke, DL (C) |

(*—wears #42 on special teams)

GAME-BY-GAME STARTERS (2017)

Here are CU's starters for the 2017 season (**bold** indicated first career start):

| OFFENSE | WR (X) | WR (Z) | WR (H) | LT | LG | C | RG | RT | TE | QB | TB |
|-------------------|-----------|---------|--------------------|----------------|----------------------|--------------|---------|---------------|-------------------------|--------|----------------|
| Colorado State | Bobo | Fields | Ross | Kaiser | Kough | Huckins | Lynott | Haigler | MacIntyre (WR) | Montez | Lindsay |
| Texas State | Bobo | Fields | Ross | Kaiser | Kough | Huckins | Lynott | Haigler | MacIntyre (WR) | Montez | Lindsay |
| Northern Colorado | Bobo | Fields | Ross | Irwin | Kough | Lynott | Haigler | Kaiser | MacIntyre (WR) | Montez | Lindsay |
| Washington | Bobo | Fields | Ross | Irwin | Kough | Lynott | Haigler | Kaiser | Winfree (WR) | Montez | Lindsay |
| UCLA | Bobo | Fields | Ross | Irwin | Kough | Huckins | Lynott | Haigler | Frazier | Montez | Lindsay |
| Arizona | Bobo | Fields | Bounds (TE) | Irwin | Kough | Huckins | Lynott | Miller | Frazier | Montez | Lindsay |
| Oregon State | Bobo | Fields | Ross | Irwin | Kough | Huckins | Lynott | Miller | Frazier | Montez | Lindsay |
| Washington State | Bobo | Fields | Ross | Irwin | Kough | Huckins | Lynott | Miller | Frazier | Montez | Lindsay |
| DEFENSE | OLB | LDE | NT | RDE | OLB | JLB | MLB | LCB | SS | FS | RCB |
| Colorado State | McCartney | Jackson | Edwards | Mulumba | Hasselbach | Lewis | Gamboa | Oliver | Moeller | Laguda | Udoffia |
| Texas State | McCartney | Jackson | Edwards | Mulumba | Moeller | Lewis | Gamboa | Oliver | Worthington | Laguda | Udoffia |
| Northern Colorado | McCartney | Jackson | Edwards | Mulumba | Moeller | Lewis | Gamboa | Oliver | Worthington | Laguda | Udoffia |
| Washington | McCartney | Jackson | Edwards | Franke | Moeller (N) | Lewis | Gamboa | Oliver | Worthington | Laguda | Udoffia |
| UCLA | McCartney | Jackson | Tuiloma | Franke | Moeller (N) | Lewis | Gamboa | Oliver | Worthington | Laguda | Udoffia |
| Arizona | McCartney | Jackson | Edwards | Mulumba | Moeller (N) | Lewis | Gamboa | Oliver | Worthington | Laguda | Wigley |
| Oregon State | McCartney | Jackson | Franke | Mulumba | Moeller (N) | Lewis | Gamboa | Oliver | Worthington | Laguda | Wigley |
| Washington State | McCartney | Franke | Tuiloma | Mulumba | Moeller (N) | Lewis | Gamboa | Oliver | Worthington | Laguda | Wigley |

(**N**)—Nickel back. **CONSECUTIVE STARTS**—Gamboa 32, Fields 24, Laguda 21, Lynott 21. **CAREER STARTS**—Fields 41, Gamboa 32, Irwin 31, McCartney 31, Kough 30, Moeller 26, Ross 26, Lindsay 25. **PLAYER PARTICIPATION** (dressed/played): Colorado State 91/54; Texas State 83/61; Northern Colorado 83/60; Washington 76/61; UCLA 70/58; Arizona 75/57; Oregon State 70/57; Washington State 70/57.

INJURY REPORT

The injury report for the Buffs as of October 16; the list only contain players out for an extended period of time, those lost for the season or updates on those previously discussed by the head coach:

| Pos | Player | Injury | Notes | Status/California |
|-----|-------------------------|-------------|---|-------------------|
| OLB | Shamar Hamilton | knee | surgery; out for the season | OUT |
| C | Jonathan Huckins | concussion | suffered late in the first half against Washington State (Oct. 21); going through protocol | DAY-TO-DAY |
| WR | Jaylon Jackson | ankle | suffered a fracture and ligament damage in the 8/05 scrimmage; had successful surgery to repair but it out for the season | OUT |
| TE | Dylan Keeney | back spasms | endured all of spring drills but was able to practice most days; limited to non-practice rehab at present | OUT |
| DT | Javier Edwards | ankle | suffered a sprained ankle against Arizona (Oct. 7) | DAY-TO-DAY |
| CB | Isaiah Oliver | leg | suffered an specified leg injury in the first half against Washington State (Oct. 21) | PROBABLE |
| S | Jaisen Sanchez | torn pec | injured on August 8; out for the season | OUT |

HIPAA: The players listed above have signed waivers for their injury information to be released/discussed with the media.

SEASON TICKET JUMP SIXTH-MOST IN SCHOOL HISTORY

Colorado sold **20,784** public season tickets and the maximum **11,500** student passes for a total of **32,274**; that's well ahead of last year's final numbers (18,011, 9,890). For the Rocky Mountain Showdown, **27,464** public tickets were sold with students numbering 11,395 at the time, CU moved **38,859**; 26 percent of CU's season ticket holders opted out of the Denver game in exchange for another game in Boulder. The increase of **2,773** season tickets over last year's total represents the sixth-largest increase from one year to the next since records are available dating back to World War II:

| | | | | | |
|---------------------|---------------|---------------|--------------------|---------------|---------------|
| 10,885 | 27,989 (1972) | 17,104 (1971) | 3,865 | 31,331 (1976) | 27,466 (1975) |
| 6,963 | 26,331 (1990) | 19,368 (1989) | 2,798 | 19,083 (1986) | 16,285 (1985) |
| 5,534 | 25,172 (2011) | 19,638 (2010) | 2,773 | 20,784 (2017) | 18,011 (2016) |

As for the student pass count, it's the largest since the maximum of 12,500 were sold for the 2008-09 and 2009-10 athletic seasons. CU will continue to sell season tickets through the Arizona game on Oct. 7 with assorted packages.

THE HEAVENS

The solar eclipse on August 21 was all the rage; for those wondering, the Buffaloes are **89-59-3** when any part of the United States has been fortunate to view a **total** eclipse of the sun (not partial or annular; **4-4** this year). Those previous years were 1900, 1918, 1923, 1925, 1932, 1943, 1945, 1954, 1959, 1963, 1970, 1972, 1979, 1990 and 1991.


➤ Colorado is also **38-15** when Halley's Comet is visible from Earth (1910-11-12, 1985-86-87), opening at 20-0. It won't return until the year 2061.

TALK ABOUT A RARITY THESE DAYS

The scoreless first quarter in CU's 28-0 loss at Washington State was just the sixth involving the Buffaloes over the previous 178 games (dating back to 2003). The last one had been against Washington in Boulder (Nov. 17, 2012; UW went on to win, 38-3), and then you have to go back to the 2008 opener against CSU in Denver (an eventual 38-17 CU win), which followed three in 2007 and one in 2006. The Buffs had scored in **12** straight quarters up until that point, the opponent had also done so in 15 prior to that game.

➤ Colorado hasn't had a scoreless first quarter in a home game at Folsom Field since Oct. 20, 2007 (a 19-14 loss to Kansas).

CU TO RETIRE THE LATE RASHAAN SALAAM'S NUMBER 19



CU announced on August 25 that it will permanently retire uniform number 19 after this season to honor the late **Rashaan Salaam**, as the announcement took place at the school's annual football kickoff luncheon hosted by the Boulder Chamber of Commerce. Salaam, the Heisman Trophy and Doak Walker Award winner for the 1994 season, was also a unanimous All-American and the Walter Camp National Player of the Year after having one of the best individual seasons in college football history. He tragically took his own life last Dec. 5 in Boulder at the age of 42.

The jersey will officially be retired this Saturday (October 28), when CU hosts California in its annual homecoming game. Currently, senior tailback **Michael Adkins II** adorns the number, thus will be the last to wear it before it is permanently placed out of service in honor of Salaam.

Several of his teammates, both at Colorado and the Chicago Bears, are returning to honor Rashaan, as well as several of his family members.

A 6-foot-1, 215-pound tailback who played 8-man football at San Diego's La Jolla Country Day School, he would become just the fourth player at the time to gain 2,000 yards rushing in a season, when schools generally played an 11-game schedule and the NCAA did not count bowl statistics into season totals. He ran for 2,055 yards in averaging 6.9 yards per carry, doing so even though he did not play in five fourth quarters and on two other occasions, he played only briefly in the third quarter; over half of the yards (1,040) came against ranked opponents. He led the nation in rushing, scoring (24 TDs / 144 points) and all-purpose yards (2,349) and reeled off nine consecutive 100-yard games, including four 200-plus yard games. All the aforementioned set and remain school records.

Three numbers previously have been retired in CU's 127-year football history: No. 24 worn by quarterback/halfback **Byron White** in 1936-37 (he wore No. 8 in 1935); No. 67 worn by guard/linebacker **Joe Romig** (1959-61); and No. 11 worn by quarterback/tailback **Bobby Anderson** (1967-69). Anderson's was the last to be retired, done so at halftime of CU's 1970

spring game and right after he had been drafted in the first round by the Denver Broncos.

He won the first (and only) Heisman Trophy in Colorado history, claiming the 60th annual award as a junior, and declared early for the National Football League Draft. He was a first round pick by Chicago (21st overall) and would play three seasons for the Bears (1995-97), winning the NFC Rookie-of-the-Year honor in 1995 when he rushed for 1,074 yards and 10 TDs. Knee and ankle injuries would eventually shorten his pro career. He was inducted into CU's Athletic Hall of Fame in 2012.

| Season | RUSHING | | | | | | RECEIVING | | | | |
|--------|---------|-----|-------|------|----|------|-----------|-------|------|----|------|
| | G | Att | Yards | Avg. | TD | Long | No. | Yards | Avg. | TD | Long |
| 1992 | 7 | 27 | 158 | 5.9 | 1 | 49 | 1 | 0 | 0.0 | 0 | 0 |
| 1993 | 9 | 161 | 844 | 5.2 | 8 | 36 | 13 | 118 | 9.1 | 0 | 18 |
| 1994 | 11 | 298 | 2055 | 6.9 | 24 | 67t | 24 | 294 | 12.3 | 0 | 41 |
| Totals | 27 | 486 | 3057 | 6.3 | 33 | 67t | 38 | 412 | 10.8 | 0 | 41 |

ADDITIONAL CAREER STATISTICS—Kickoff Returns: 1-13, 13.0 avg., 13 long.



FOURTH DOWN STREAK

The Buffaloes converted on nine straight fourth down attempts from the second half of the UCLA game (2-of-2; the last miss was in the first half of that game) through the first half of the Washington State game (making the first two tries before failing on the next four).. Colorado was 4-for-4 on fourth down conversions against Arizona, the second-best single-game performance in school history, earning first downs needing 2, 1 and 4 yards on runs by **TB Phillip Lindsay**, and a touchdown from 2 yards out on a **QB Steven Montez** to **TE Chris Bounds** pass. Lindsay then made a 4th-and-1 try at Oregon State and two short fourth down runs at Washington State. The school record for consecutive fourth down makes thus remains 12 over the 2008-09 seasons.

- ➔ The Buffaloes are 10-of-17 on fourth down tries this season (58.8 percent); the most makes and attempts in a single season came way back in 1962, when the Buffs were 21-of-41. The best percentage is 72.7, in 1993, but CU was just 8-of-11; the top percentage with 20 or more tries came in 1976 (70.0, 14-of-20), followed by 1964 (69.0, 20-of-29); yes, we researched third and fourth down efficiency at CU dating back to the early 1950s.
- ➔ CU coach **Mike MacIntyre** has not been shy about going for it on fourth down; in his five seasons at the reins of the program, the Buffaloes are 50-of-103 converting on fourth down (32-of-60 the last three seasons).

CELEBRATING 50 YEARS: The 50th Anniversary of Ralphie



is a live animal, whether or not she runs at a football game is at the sole discretion of the program manager (John Graves), who may cancel her run if she is unusually nervous or if the field conditions are unsafe due to the weather.

Since the start of the Ralphie Program, it has been funded exclusively through donations from fans, keeping this great tradition going strong year after year. Donations made to the program cover all expenses associated with the program including the feeding, care, and maintenance of Ralphie, as well as all travel expenses, Handler uniforms and gear, equipment for the team and other program related costs.

The debut of this great tradition took place on September 16, 1967, when Colorado beat Baylor 27-7. Ever since then Ralphie has been leading the way as the football team takes the field at home games, sans for a few instances due to bad weather (for her safety) or for “personal” reasons. After the 1967 football season, the Student Body Government realized it was not smart to have it be the tradition for the Sophomore Class Officers to run with Ralphie, and instead it would be better to have trained individuals with large animal experience take the tradition over.

The Ralphie Live Mascot Program has since evolved, becoming a prestigious athletic endeavor for 15 student athletes and buffalo enthusiasts. It is currently under the direction of Graves, longtime coach Benny Frei and assistant coach Taylor Stratton, all of whom were handlers when they were CU students.

Ralphie Stats

Weather-permitting, this will be the 50th time Ralphie V will lead the Colorado football team out on Folsom Field; the original Ralphie did it 65 times (1967-78), Ralphie II 49 times (1979-87), Ralphie II 62 times (1987-1997) and Ralphie IV 55 times (1998-2008). Including games in Denver, Ralphie IV led the team out in the state of Colorado 64 times, Ralphie IV 56 times. Overall, including road games, bowl games and/or conference championship games, the five Ralphies have led the team 332 times (Ralphie and Ralphie IV tied for the most with 75, Ralphie III 73, Ralphie V 56 and Ralphie II 53).

HONORING THE '67 BLUEBONNET BOWL TEAM

Also being honored at homecoming is Colorado's 1967 Bluebonnet Bowl champion team, which helped build the foundation for one of the greatest six-year runs in school history. The Buffs opened the season ranked No. 10 in the nation, and climbed as high as No. 3 after a 5-0 start. Only the Oklahoma schools in the Big Eight Conference were able to best the Buffaloes, doing so in the middle of the year, but CU rallied to win its final three regular season games and earn the bowl invitation where it defeated No. 18 Miami, 31-21. Colorado finished the year ranked 14th nationally, as the team boasted one of its best defensive units in history. The Buffs allowed just 92 points in 10 regular season games, forced 37 turnovers (plus-17 in that department), held the opponent to just 251.2 yards per game (4.0 per play, 3.6 on first down), limited the foe to just seven TDs in 21 red zone opportunities, and had a whopping 931 return yards (564 punt, 367 interception off 21 picks). Safety Dick Anderson earned first-team All-America honors, with eight others earning second-team or honorable mention accolades, five of whom were All-Big Eight. The team will have a private reception Friday at the Champions Center and be introduced at the game.

1967 (9-2; 5-2 2nd/Big 8)

| Date | Opponent | Result | Attend. | Rank CU Opp | CU FD | Rushing att yds td | Passing a-c-i yds td | Tot Off no yds | Opp FD | Rushing att yds td | Passing a-c-i yds td | Tot Off no yds | TV |
|------|--------------------------------|---------|---------|----------------|----------|-----------------------|----------------------------|-------------------|-----------|-----------------------|----------------------------|-------------------|---------|
| S 16 | BAYLOR | W 27- 7 | 31,400 | 10 — | 19 | 43 211 4 | 27-13-1 164 0 | 70 375 | 10 | 48 107 0 | 20- 8-3 106 1 | 68 213 | |
| S 23 | at Oregon | W 17-13 | 27,500 | 9 — | 12 | 55 179 1 | 12- 4-1 82 1 | 67 261 | 17 | 35 46 1 | 33-17-6 301 1 | 68 347 | ABC (r) |
| O 7 | *IOWA STATE | W 34- 0 | 38,500 | 8 — | 17 | 48 217 3 | 22-12-1 223 1 | 70 440 | 9 | 46 56 0 | 20- 8-3 143 0 | 66 199 | |
| O 14 | *MISSOURI | W 23- 9 | 44,517 | 6 17 | 20 | 78 238 2 | 10- 7-0 71 0 | 88 309 | 5 | 27 128 1 | 16- 4-1 21 0 | 43 149 | |
| O 21 | *at Nebraska | W 21-16 | 65,766 | 4 13 | 14 | 42 110 1 | 15- 8-1 72 0 | 57 182 | 20 | 44 178 1 | 28-15-4 224 1 | 72 402 | |
| O 28 | *OKLAHOMA STATE | L 7-10 | 42,200 | 3 — | 17 | 48 161 1 | 12- 7-0 101 0 | 60 262 | 18 | 52 232 1 | 11- 4-1 41 0 | 63 273 | |
| N 4 | *at Oklahoma | L 0-23 | 62,000 | 9 15 | 14 | 47 129 0 | 13- 5-3 52 0 | 60 181 | 18 | 63 186 3 | 12- 6-0 76 0 | 75 262 | |
| N 11 | *KANSAS | W 12- 8 | 40,200 | — | 15 | 64 174 2 | 10- 6-0 67 0 | 74 241 | 12 | 35 103 0 | 24- 9-2 206 1 | 59 309 | |
| N 18 | *at Kansas State | W 40- 6 | 14,500 | 19 — | 25 | 62 353 4 | 20-13-1 120 0 | 82 473 | 4 | 39 69 1 | 8- 3-0 30 0 | 47 99 | |
| N 25 | at Air Force | W 33- 0 | 28,835 | 17 — | 21 | 43 271 4 | 24-15-0 122 1 | 67 393 | 16 | 50 159 0 | 19-10-1 100 0 | 69 259 | |
| D 23 | #Miami, Fla. (Bluebonnet Bowl) | W 31-21 | 30,156 | 14 18 | 21 | 56 273 4 | 21-10-1 82 1 | 77 355 | 14 | 33 143 1 | 28-10-0 113 1 | 61 256 | ABC |

— at Houston, Texas. **Head Coach:** Eddie Crowder. **Assistant Coaches:** Rudy Feldman (chief assistant), Larry Bielat, Ken Blair, Chet Franklin, Joe Harper, Bill Williamson, Dan Stavely (freshmen). **Usual Lineup: Offense (Switching T: Slot-I Triple Option)**—TE Mike Pruett, TT Mike Montler, TG Bart Bortles, C Bruce Heath, SG Kirk Tracy, ST Bill Csikos/Kile Morgan, SE Monte Huber, QB Bob Anderson/Dan Kelly, TB William Harris/Larry Plantz, SB John Farler, FB William Cooks/Tom Nigbur. **Defense (5-2)**—LE Mike Schnitker, LT Ron Scott/Bill Brundige, MG Rocky Martin, RT Frank Bosch, RE Mike Veeder, LB Dave Bartelt, RB Kerry Mottl, LH Charles Greer, RH Isaac Howard, LS Dick Anderson, RS Mike Bynum. **Specialists**—PK Bartelt/Farler, P D.Anderson/Harris.

Those returning for the reunion (as of October 24): Bobby Anderson, Dick Anderson, Steve Bellar, Bart Bortles, Mike Bynum, Bill Collins, Frank Conrad, Tom Corson, Eric Harris, William Harris, Steve Hatchell (manager), Greg Hauptmann, Bruce Heath, Vic Hokanson, Dan Kelly, Thomas Kmetovic, Gary Kuxhaus, Rocky Martin, Kile Morgan, Larry Plantz, Joel Ripmaster, Mike Schnitker, Ron Scott, Dave Sidwell, Kirk Tracy, Steve Tracy and Rick Wadlow.

COLORADO & HOMECOMING

Colorado is **62-35-5** in 102 previous homecoming games, but is 5-12 since reeling off 16 straight wins in homecoming tilts from 1984 through 1999. The Buffs snapped an 8-game losing streak in homecoming affairs with last year's 40-16 romp over Arizona State; the two previous games went down to the wire but CU came up on the short end (38-31 to Arizona in 2015, 40-37 in double overtime to UCLA in 2014). Though Family Weekend has really supplanted Homecoming as the bigger draw, there have been some memorable Homecoming highlights through the years. Here's a quick look:

MEMORABLE HOMECOMING GAMES — A few homecoming games that have stood out over the years: **1953**—The Buffs win a wild one over Iowa State, 41-34, as Carroll Hardy's 17-yard run with 1:22 left rallies the Buffs from a 28-13 deficit, CU's largest rally ever on homecoming and the fifth biggest comeback in school history; **1967**—The first homecoming game that featured Ralphie leading the team out on to the field, Oklahoma State dealt the No. 3-ranked Buffs a 10-7 defeat. **1981**—Perhaps the greatest comeback in school history, as the Buffs rally for an 11-10 win over Oklahoma State—after facing a second-and-14 from its own 4 with just over a minute left in the game. CU drives for the score to pull to within 10-9, and then Steve Vogel connects with Derek Singleton for the 2-point play and the win; it would be the last time Singleton touches the ball for the Buffs, as he falls ill to spiral meningitis the following Friday and passed away on New Year's Day, 1982; **1991**—CU wins for just the second time wearing all-black uniforms, trouncing Missouri 55-7 as the Buffs have had enough of the "Fifth Down" talk from the previous year's game in Columbia; **1995**—The Buffs top Missouri 21-0, in the only game in the last 50 years really affected by Boulder's notorious winds, which whipped up to 70 miles per hour that day; **1998**—CU rallied to beat Baylor, 18-16, as the No. 15 Buffaloes led most of the game until the Bears took a 16-15 lead with 6:31 remaining; a 31-yard Jeremy Aldrich field goal at the 2:00 mark would win it; **2001**—CU topped Texas A&M 31-21, and the Buffs may have had a little help from above in that one, as Joey Johnson returned a fumble 52 yards for a touchdown with 58 seconds left to thwart A&M's attempt to tie or win the game. Occurring one day after long-time athletic department staffer Fred Casotti had passed away at the age of 77, the coaches made reference to maybe Fred having something to do with the timely fumble from the heavens. **2002**—CU surprises No. 13 Kansas State, 35-31, going up big early and then staving off a furious Wildcat rally. The game featured the school's longest pass play ever, a 94-yard bomb from Robert Hodge to Jeremy Bloom. **2007**—Trailing 24-7 against No. 3 Oklahoma midway through the fourth quarter, Colorado tied the school's fourth largest comeback in its history by scoring the final 20 points of the game, the last three coming on Kevin Eberhart's 45-yard field goal as time expired. **2014**—The Buffs trailed UCLA, 31-14, early in the fourth quarter but mounted a furious rally to send the game into overtime. CU and the Bruins traded field goals in the first extra session, but the Buffs couldn't get it into the end zone in the second OT, whereas UCLA did to escape Boulder with the win. **2016**—Were the Buffs, at 4-2, for real? A 40-16 pasting of Arizona State confirmed so as CU outgained ASU 580-199, which included 315 yards and five touchdowns rushing.

TURNING BACK THE CLOCK: A SPECIAL HOMECOMING IN 1946

In 1946, the homecoming game against New Mexico (a 14-13 CU win before 17,000) featured a halftime ceremony where CU President **Robert Stearns** announced the official naming of the stadium in honor of the late **Frederick Folsom**, CU's all-time winningest coach at the time who helped develop the program at its infancy. The structure, now known as Folsom Field, had been known as Colorado Stadium since it debuted in October 1924. **Mrs. Folsom** accepted the honor on her husband's behalf, as he passed away two years earlier in 1944. A side note: Mrs. Folsom was also crowned the Homecoming Queen due to a scandal of ballot-box stuffing by the two Homecoming Queen candidates! The Folsom family papers are in the Special Collection section in Norlin Library. (Courtesy **Deborah Hollis**, Associate Professor/Faculty Director for the Special Collections Department, University Libraries.)

HOMECOMING EVENTS SET FOR THIS WEEKEND / CU TWINS TO SERVE AS GRAND MARSHAL

A stampede, parade and pep rally are in store for the Boulder community beginning at 7 p.m. Friday, Oct. 27 -- part of the University of Colorado Boulder Homecoming celebrations that will enliven the city throughout the weekend. Once again this year, which marks CU-Boulder's 103rd Homecoming, the parade is being combined with the Pearl Street Stampede.

A Monday campus barbecue followed by the annual Homecoming Concert, presented by Program Council and the CU Student Government, kicks off a week of events on campus. The concert will feature the group Rainbow Kitten Surprise and will be held at the Glenn Miller Ballroom on Tuesday (Oct. 24) at 7 p.m.; tickets are just \$5 for students.

The 88th annual Alumni Awards Ceremony, honoring 12 outstanding alumni, faculty, staff members and students, will be held in the Glenn Miller Ballroom at the University Memorial Center Thursday, Oct. 26, at 5:45 p.m. Details and registration, which is free for students and \$25 for campus and community members, are at <http://www.colorado.edu/alumni/events/annual-alumni-awards>. This year's recipients include assistant athletic director **Ron Scott**, one of the Alumni Recognition Award winners; his association with CU dates back to when he played nose tackle on the 1966-68 football teams, and then different stints with the athletic department in the Buff Club and the Alumni C Club.

It's only natural that this year's grand marshal is **Ralphie V**, as she and her able handlers will lead the parade that starts at 7 p.m. at the 1100 block of Pearl Street and head east. This year's parade will feature floats that will celebrate Ralphie through the decades, from her humble beginnings in the mid-1960s. The parade will culminate in a pep rally at approximately 7:45 p.m., featuring CU coaches and student-athletes from several teams on the courthouse lawn located between 13th and 14th streets on Pearl Street.

The Homecoming Student Tailgate will be held on Duane Field and is open to all CU students; it begins at 9 a.m. and there will be free food, beverages, music and prizes (performances by the CU Marching Band and Spirit Squad, a family fun zone, concession and merchandise sale). Class reunions also begin at 9 a.m. and will be held on Benson Field, which is south of Folsom Field.

A men's basketball public scrimmage will take place at 10 a.m. at the Coors Events Center, just ahead of the centerpiece of Homecoming, the annual football game at Folsom Field, which this year features the Colorado Buffaloes taking on the California Golden Bears with kickoff set for 12:01 p.m.

For information on all Homecoming activities and events as well as event registration, visit <http://www.colorado.edu/homecoming>.

SERIES HISTORY—CU vs. CALIFORNIA

The Colorado-California series is rather brief, with Cal leading by a 5-3 margin; the first four games were all between 1968 and 1982 until the series resumed in 2010-11 with a home-and-home series that was arranged in 2004. The first game in the series was in Berkeley, with Cal breaking a scoreless halftime tie with a third quarter touchdown en route to a 10-0 win; that was the only game of the four in Berkeley until 2010. The three in-between were in Boulder: in 1972, the No. 2-ranked Buffs methodically dispatched Cal, 20-10; in 1975, the Buffs captured a 34-27 victory, and in 1982, Cal came into Boulder and won in a rainstorm, 31-17. Though by 2011, both were members of the Pac-12 Conference, the game that year did not count in the league standings as it was the back end of the home-and-home agreement (CU was originally slated to join the Pac-12 in 2012); the game that year was a barn-burner, with Cal rallying for a 36-33 overtime win after the Buffs had comeback from 10 down to take a 27-23 lead in the fourth quarter. The first meeting as Pac-12 rivals thus came in 2013, when the Buffaloes won 41-24 in Boulder; both teams had entered the game 0-6 in league play.

➔ CU coach **Mike MacIntyre** is 1-1 against Cal; Cal coach **Justin Wilcox** is 0-0 against Colorado.

SERIES DID YOU KNOW?—The 1982 game was one of the occasional though rare instances where both programs were playing their first game under a new head coach: **Bill McCartney** for Colorado and **Joe Kapp** for California. The Bears won the game in a rainstorm, 31-17, building a quick 21-0 lead in the first quarter, only to see the Buffs close to within 24-17 late in the game. CU got the ball back at its own 16, but was intercepted on the first play with the Bears scoring on a pick-six. McCartney got his first win the following Saturday at Washington State (12-0) en route to a 2-8-1 season. Cal finished the year with a 7-4 mark, ending of course with a 25-20 win over a John Elway-led Stanford team in the infamous game where Stanford's band had run out on to the field during the final play of the game.

SERIES SIGNATURE ANNIVERSARY GAME— **45th**. On Sept. 9, 1972, Cal gave No. 2 Colorado all it could handle in the season opener for both teams, but Ed Schoen and Fred Lima kept the Bears at bay as the Buffaloes won, 20-10, in Boulder. Though Cal never led, it wasn't until Lima's second field goal, a school and Big 8 Conference record 55-yarder, with 1:17 left in the game secured the win for CU, which was opening the year with what is still its highest preseason rank ever. Charlie Davis ran for 151 yards and Colorado's only touchdown, the latter opening the game's scoring. After trading field goals (Ray Wersching for Cal; Lima's first was from 46 yards), CU took a 10-3 lead into the third quarter. Steve Bartkowski was poised to drive Cal into CU territory for the fifth time in seven possessions, but was intercepted by Schoen who turned it into a pick-six with a 48-yard return for the touchdown and a 17-3 lead. Cal pulled to within 17-10 with 10:07 left, and would be stopped twice on fourth down on its next two possessions until Lima sealed the win. Overall, Schoen had 10 tackles including a quarterback sack and a fourth down stop, to go with his interception.

CU vs. CALIFORNIA SERIES TRENDS

Here's a quick look at the team statistical trend in the previous eight games in the CU-California series:

| Date | Site | Result | Attend. | Rank CU CAL | CU FD | Rushing att yds td | Passing a-c-i yds td | Tot Off no yds | CAL FD | Rushing att yds td | Passing a-c-i yds td | Tot Off no yds | TV |
|----------------|----------------|---------|---------|----------------|----------|-----------------------|-------------------------|-------------------|-----------|-----------------------|-------------------------|-------------------|-------------|
| Sept. 28, 1968 | Berkeley | L 0-10 | 27,500 | — — | 18 | 33 124 0 | 40-17-3 166 0 | 73 290 | 22 | 53 140 1 | 29-17-1 203 0 | 82 343 | ABC (r) |
| Sept. 9, 1972 | Boulder | W 20-10 | 50,751 | 2 — | 14 | 60 260 1 | 7- 2-0 23 0 | 67 283 | 23 | 35 116 0 | 50-24-2 261 1 | 85 377 | |
| Sept. 13, 1975 | Boulder | W 34-27 | 46,211 | — — | 26 | 79 437 2 | 15- 9-0 108 1 | 94 545 | 14 | 32 237 3 | 25-12-1 177 1 | 57 414 | |
| Sept. 11, 1982 | Boulder | L 17-31 | 35,103 | — — | 16 | 38 48 1 | 38-21-2 191 1 | 76 239 | 19 | 38 90 3 | 31-19-2 214 0 | 69 304 | |
| Sept. 11, 2010 | Berkeley | L 7-52 | 55,440 | — — | 17 | 42 75 1 | 34-18-3 166 0 | 76 241 | 18 | 36 159 1 | 24-15-0 197 4 | 60 356 | FSN |
| Sept. 10, 2011 | Boulder (OT) | L 33-36 | 49,532 | — — | 25 | 32 108 0 | 50-28-0 474 3 | 82 582 | 22 | 31 100 1 | 36-19-1 270 4 | 67 370 | FCS-Pacific |
| Nov. 16, 2013 | Boulder | W 41-24 | 38,252 | — — | 23 | 38 121 1 | 36-23-1 364 3 | 74 485 | 23 | 34 197 3 | 52-26-1 214 0 | 86 411 | PAC12 |
| Sept. 27, 2014 | Berkeley (2OT) | L 56-59 | 39,821 | — — | 39 | 43 175 1 | 67-46-1 455 7 | 110 630 | 24 | 30 127 1 | 42-24-1 458 7 | 72 585 | PAC12 |

CU INDIVIDUAL HIGHS

Most Yards Rushing: 151, Charlie Davis, Sept. 9, 1972

Most Yards Passing: 474, Tyler Hansen, Sept. 10, 2011

Most Receptions: 19, Nelson Spruce, Sept. 27, 2014

Most Yards Receiving: 284, Paul Richardson, Sept. 10, 2011

CU, CAL COLLABORATED ON "MAVEN"

The MAVEN (Mars Atmosphere and Volatile Evolution) spacecraft is one of NASA's upcoming new projects, and new Pac-12 Conference mates, the universities of Colorado and California, have collaborated on the venture. **Bruce Jakosky** of CU's Laboratory for Atmospheric and Space Physics was the principal investigator for the \$670 million mission and several of the instruments were built at Berkeley's Space Sciences Laboratory. The mission was the first devoted to understanding the Martian atmosphere, targeting the role that the loss of atmospheric gases to space played in changing the climate through time. The MAVEN launched Nov. 18, 2013 from Cape Canaveral, two days after the 2013 CU-Cal game, and six days before the 2014 contest (Sept. 21) the spacecraft eased seamlessly into orbit around Mars, completing the last major hurdle of the 10-month, 442-million-mile journey.

CALIFORNIA SNAPSHOT





California is 4-4 on the season, opening with a big win at North Carolina (35-30) en route to a 3-0 start. Similar to the Buffs, Cal opened 3-0, then dropped three straight, including a 31-point loss to then-top 10 ranked Washington. The Bears got back into the win column with a 37-3 rout of No. 8 Washington State two weeks ago, and then lost a wild 45-44 double overtime affair to Arizona, also at home.

➔ The Buffaloes are going up this weekend against the nation's top team in takeaways. California's 21 turnovers gained lead the nation and are already more than it forced last season (the Bears have eight takeaways in their last two games). Cal is second in the country with 13 interceptions and 13th in fumble recoveries with eight.

➔ Since Colorado joined the Pac-12 in 2011, the Buffs have faced the Bears three times (the 2011 game actually counted as a non-conference game due to the fact the game was on the schedule prior to when CU joined the conference). Combining those three games, the Buffs are up in the turnover department by the count of 5-2. CU threw a pair of interceptions in the 2014 and 2013 contests, but was turnover free in 2011 in the 36-33 loss in overtime in Boulder. California's five total turnovers in the game are off of three interceptions (one in each contest) and two lost fumbles.

TALE OF THE TAPE / COLORADO – CALIFORNIA

Here's a comparative look between **Colorado** and **Washington State** in both general areas as well as several statistical categories through games of Oct. 21 (NCAA/national rankings, if applicable, are in parenthesis):

|   | | |   | | |
|---|-------------|--------------|---|------------|-------------|
| Category | Colorado | California | Category | Colorado | California |
| Overall Record | 4-4 | 4-4 | Third Down Conversion Defense..... | 42.5 (97) | 42.4 (94) |
| Streak..... | Lost 1 | Lost 1 | Fourth Down Conversion Offense | 58.8 (49) | 66.7 (20) |
| vs. AP Ranked Teams (at time of game) | 0-2 | 1-1 | Fourth Down Conversion Offense | 22.2 (7) | 38.5 (23) |
| Alumni On NFL Rosters (as of Oct. 15) | 15 | 31 | Three & Outs on Defense..... | 24 (--) | -- (--) |
| Rushing Offense | 167.9 (61) | 107.4 (122) | Quarterback Sacks By..... | 1.50 (101) | 2.50 (36) |
| Average Per Rush..... | 4.0 | 3.1 | Quarterback Sacks Allowed..... | 2.88 (110) | 3.25 (116) |
| Passing Offense | 232.0 (60) | 256.3 (44) | Net Punting | 37.95 (69) | 36.40 (95) |
| Completion Percentage..... | 60.0 (58) | 55.6 (90) | Punt Returns | 12.60 (22) | 8.50 (53) |
| Average Per Attempt..... | 7.0 | 6.4 | Punt Return Yardage Defense | 6.71 (58) | 13.45 (117) |
| Passing Efficiency..... | 130.49 (66) | 115.16 (105) | Kickoff Returns..... | 20.28 (82) | 20.79 (73) |
| Total Offense | 399.9 (65) | 363.6 (95) | Kickoff Return Yardage Defense | 19.50 (49) | 22.50 (92) |
| Average Per Play..... | 5.3 | 4.9 | Penalties Per Game..... | 6.88 (89) | 6.38 (71) |
| Scoring Offense..... | 25.8 (86) | 28.4 (65) | Penalty Yards Per Game | 58.13 (78) | 53.25 (58) |
| Rushing Defense..... | 193.9 (96) | 175.4 (77) | Turnovers Gained | 13 (34) | 21 (1) |
| Average Per Rush..... | 5.0 | 4.4 | Turnovers Lost | 9 (43) | 16 (111) |
| Passing Defense | 228.1 (71) | 258.0 (100) | Turnover Margin..... | +0.50 (37) | +0.63 (32) |
| Completion Percentage..... | 56.2 | 63.1 | Interceptions | 7 (44) | 13 (2) |
| Average Per Attempt..... | 7.0 | 6.9 | Red Zone Scoring Percentage (Offense) .. | 82.8 (68) | 80.00 (89) |
| Pass Efficiency Defense | 119.08 (45) | 124.72 (62) | Red Zone Scoring Percentage (Defense) .. | 82.1 (63) | 77.4 (41) |
| Total Defense..... | 422.0 (97) | 433.4 (100) | Time of Possession | 29:18 (79) | 29:23 (77) |
| Average Per Play | 5.9 | 5.6 | Strength of Record (ESPN Power Index) ... | 64 | 53 |
| Scoring Defense | 24.6 (57) | 28.4 (82) | Schedule Strength (USA Today/Sagarin) | 58 | 16 |
| Third Down Conversion Offense..... | 40.3 (62) | 38.8 (72) | | | |

IN COLORADO BUFFALO HISTORY: OCTOBER 28

Colorado is **9-5-1** all-time on **October 28**, which includes a 5-2 mark at home and a 4-3-1 record on the road. It's the second time the Buffs and Jayhawks will have played on the date, with the first meeting coming in 1905 when the Buffs won 15-0 in a game played in Denver. Some highlighted Oct. 28 games, and there are several good ones: **1933**—Colorado scored 40 points in just over two quarters of play in defeating Wyoming, 40-12, in Boulder; the Silver & Gold had 517 total yards with Ken Anderson and Ed Nelson each scoring two touchdowns. **1950**—CU, a three-touchdown favorite, ties Utah 20-20 in Salt Lake City as the then Indians hold CU to just 237 total yards; **1961**—CU defeats Oklahoma for a second straight season, winning for the first time ever in Norman. The Buffs trail 14-10 entering the fourth quarter, but Loren Schweninger caps two drives with short touchdown runs to rally CU to the win. **1967**—Colorado is riding high, ranked No. 3 and undefeated, but Oklahoma State rolls into town and pops CU, 10-7, in the Buffs annual homecoming game. It ends an overall 9-game winning streak for Colorado. **1978**—Missouri seemingly is rolling in Columbia, taking a 27-7 lead with 8:01 left in the third quarter after recovering a Bill Solomon fumble at their own 40. At this juncture, CU has 35 yards rushing on 34 tries and can't do much right on offense. But Solomon and the Buffs pick themselves up and march 80 yards in eight plays, with Eddie Ford scoring on a 7-yard run. Another 80-yard drive ends with a Solomon 12-yard run and CU is within 27-21 with 8:22 left. The Buff defense, now fired up, holds Mizzou and forces a punt, which Mike Davis returned to the MU 44. Three plays later, Ford scores from 16 yards out; Missouri mounts a last chance drive and a 43-yard field goal try is short and when the smoke clears, the Buffs win 28-27 posting to this day their largest comeback in rallying from 20 points down. **1989**—Darian Hagan rushed for 107 yards and J.J. Flannigan added 103 with both scoring touchdowns as CU ended a 12-year drought against Oklahoma in beating the Sooners 20-3 in Norman. The game featured Hagan's famous "free throw or moon" pitch to Flannigan at the goal line. It set up the following week's monster game between No. 2 Colorado and No. 3 Nebraska. **1995**—If instant replay existed in '95, CU would not have fallen 44-21 to No. 2 and eventual national champion Nebraska; a fumble return for a touchdown was negated on the field by an official who called Kenny Wilkins down (the conference office later said the call was wrong); it would have put CU ahead 14-7 at the time and who knows from there. Even a late TD was not allowed to CU, though replays showed Rae Carruth having a foot inbounds. Tommie Frazier threw for 231 yards and ran for a touchdown as the Huskers worked scored the game's final 13 points to pull away from the Buffs. **2000**—Craig Ochs became the first, and only, player in Buff history to run and throw for a touchdown and also catch a TD pass in a 37-21 win over Oklahoma State in Boulder. Ochs scored on 22 and 33-yard runs, threw an 8-yard scoring pass to Roman Hollowell, and caught a 29-yard pass from wide receiver Javon Green in amassing 429 yards of total offense. **2006**—Colorado didn't do much on offense, building a 9-0 halftime lead on three Mason Crosby field goals (37, 26, 32), as Kansas then reeled off 20 straight points on its way to a 20-15 win in Lawrence. CU's final points came on one of the longest returns in CU history, as Ryan Walters scooped up a fumble and raced 95 yards for a touchdown. CU managed just 256 yards of offense in the game.

OCTOBER 28 COLORADO MVP: TB Eddie Ford. Though he carried the ball just six times, he picked up 44 yards in the '78 game against Missouri, with two of the carries for scores including the game-winner with 5:32 remaining. How effective was Ford? The rest of the Buffs combined had 47 carries for 71 yards, as James Mayberry was held to 54 yards on 19 tries and Bill Solomon, while also scoring twice, had just 11 net yards.

CALIFORNIA 59, COLORADO 56 (2 OT)**SEPTEMBER 27, 2014****MEMORIAL STADIUM, BERKELEY**

BERKELEY, Calif. — California senior James Langford kicked a 34-yard field goal in the second overtime Saturday in Memorial Stadium, allowing the Bears to escape with a 59-56 win in a classic Pac-12 shootout.

The Buffs outgained the Bears (3-1, 1-1 Pac-12) in total yardage 630-585 and had 110 plays to the Bears' 71. But CU allowed 35 second-half points and the game went into OT tied at 49-49.

Nelson Spruce, the Pac-12's leading receiver, caught 19 passes for 179 yards — breaking his own school reception record set a week earlier and matching the Pac-12 record — and scored three TDs, giving him a nation's-best 10 in five games. Sefo Liufau completed 46-of-67 passes for 455 yards and 7 touchdowns, setting CU records for completions, attempts and touchdown passes, along with total offense (527 yards).

CU safety Tedric Thompson intercepted Cal QB Jared Goff on its first possession, setting up the Buffs at their own 44-yard line. Thompson's third pick of the season enabled Liufau to engineer a seven-play, 56-yard scoring drive that ended with a 22-yard pass to tight end Sean Irwin to go up 7-0.

On its next possession, CU pushed its lead to 14-0 on a Liufau to George Frazier 2-yard pass before Cal got on the scoreboard with a 5-yard Goff-to-Lucas Gingold pass, but the Buffs answered with a 75-yard, 15-play march and scored on Liufau's third TD pass of the half — an 7-yarder to D.D. Goodson to make it 21-7 CU with 1:35 left in the first quarter.

With 10:02 left in the second quarter, the Bears closed to 21-14 on a Goff screen that tailback Daniel Lasco turned into a 92-yard TD. CU's fourth touchdown drive of the first half was a 70-yard penalty aided drive. Flags cost Cal 33 yards in the march as Frazier scored from 2-yards out to put CU up 28-14.

The Bears didn't take much time in the second half to tie the game at 28-28, scoring on their first two possessions: a 26-yard Goff-to-Kenny Lawler pass and then a 10-yard run by Khalfani Muhammad with 7:39 left in the third quarter. The Bears then scored again for their first lead of the game as Goff and Lawler teamed up for a 5-yard TD to make it 35-28.

Liufau and Spruce hooked up for a score for the first time on the afternoon and eighth time this season, covering 12 yards to tie the game at 35 near the end of the third quarter.

After missed field goals on both sides, Liufau took the Buffs 76 yards, completing 6-of-6 passes including a 6-yarder to Spruce for the go-ahead touchdown to go up 42-35 with just 3:16 to go. But Goff and Anderson teamed up for a 75-yard score just 20 seconds later to make it 42-42.

On the next possession, LB Jack Kearney intercepted Liufau and Cal scored on a 3rd-and-13 play from 40 yards out as Goff hit Chris Harper to give the Bears a 49-42 advantage with 2:29 remaining.

That was plenty of time for a 10-play drive where, with 21 seconds left, Liufau found Bryce Bobo in the end zone for his sixth TD pass to force the 11th overtime in CU history.

Cal had the OT's first possession and got its go-ahead score on a 25-yard Goff to Bryce Treggs pass, which was matched by a Liufau to Spruce 25-yard connection on CU's first play to knot the game at 56-all.

The Buffs took first possession in the second OT and Liufau hit tight end Kyle Slavin for a first down at the 2 yard line, but the Buffs couldn't score on four tries and the Bears kicked their 34-yard field goal to get the win, snapping a 15-game Pac-12 losing streak in the process.

| | | | | | | | | |
|-------------------------|-----------|----------|-----------|-----------|----------|----------|----------|-----------|
| COLORADO | 21 | 7 | 7 | 14 | 7 | 0 | - | 56 |
| California | 7 | 7 | 21 | 14 | 7 | 3 | - | 59 |

| SCORING | Score | Time | Qtr |
|---|--------------|-------------|------------|
| COLORADO — S. Irwin 22 pass from Liufau (Oliver kick) | 7- 0 | 10:52 | 1Q |
| COLORADO — Frazier 2 pass from Liufau (Oliver kick) | 14- 0 | 7:53 | 1Q |
| California — Gingold 5 pass from Goff (Langford kick) | 14- 7 | 5:52 | 1Q |
| COLORADO — Goodson 7 pass from Liufau (Oliver kick) | 21- 7 | 1:35 | 1Q |
| California — Lasco 92 pass from Goff (Langford kick) | 21-14 | 10:02 | 2Q |
| COLORADO — Frazier 1 run (Oliver kick) | 28-14 | 0:40 | 2Q |
| California — Lawler 26 pass from Goff (Langford kick) | 28-21 | 13:12 | 3Q |
| California — Muhammad 10 run (Langford kick) | 28-28 | 7:39 | 3Q |
| California — Lawler 5 pass from Goff (Langford kick) | 28-35 | 4:51 | 3Q |
| COLORADO — Spruce 12 pass from Liufau (Oliver kick) | 35-35 | 0:52 | 3Q |
| COLORADO — Spruce 6 pass from Liufau (Oliver kick) | 42-35 | 3:23 | 4Q |
| California — Anderson 75 pass from Goff (Langford kick) | 42-42 | 2:56 | 4Q |
| California — Harper 40 pass from Goff (Langford kick) | 42-49 | 2:29 | 4Q |
| COLORADO — Bobo 30 pass from Liufau (Oliver kick) | 49-49 | 0:21 | 4Q |
| California — Treggs 25 pass from Goff (Langford kick) | 49-56 | | OT |
| COLORADO — Spruce 25 pass from Liufau (Oliver kick) | 56-56 | | OT |
| California — Langford 34 FG | 56-59 | | 2OT |

| TEAM STATISTICS | COLORADO | CALIFORNIA |
|---|-----------------|-------------------|
| First Downs..... | 39 | 24 |
| Third Down Efficiency (Fourth)..... | 8-18 (3-4) | 10-16 (0-0) |
| Rushes—Net Yards | 43-175 | 30-127 |
| Passing Yards | 455 | 458 |
| Passes (Att-Comp-Int)..... | 67-46-1 | 42-24-1 |
| Total Offense..... | 630 | 585 |
| Return Yards | 22 | 0 |
| Punts: No-Average..... | 4-37.2 | 4-42.0 |
| Fumbles: No-Lost..... | 2-0 | 2-1 |
| Penalties/Yards | 9/85 | 12/107 |
| Quarterback Sacks—Yards | 2-11 | 0-0 |
| Time of Possession | 36:26 | 23:34 |
| Drives/Average Field Position | 17/C38 | 17/Ca36 |
| Red Zone: Scores-Attempts (Points)..... | 5-7 (35) | 4-5 (24) |

Attendance: 39,821 **Time:** 4:01

Weather (74°): sunny skies, 2-4 mph winds from the northwest

INDIVIDUAL STATISTICS

Rushing—Colorado: Liufau 10-72, Jones 13-69, Powell 8-25, Adkins 6-5, Frazier 3-3, Lee 1-2, Lindsay 2-minus 1. **California:** Lasco 18-108, Muhammad 8-31, Rubenzer 1-0, Goff 3-minus 12.

Passing—Colorado: Liufau 67-46-1, 455, 7 td. **California:** Goff 42-24-1, 458, 7 td.

Receiving—Colorado: Spruce 19-179, McCulloch 6-69, Goodson 6-42, Lee 3-18, Bobo 2-36, S. Irwin 2-32, Powell 2-18, Fields 2-12, Adkins 1-22, Jones 1-13, Slavin 1-12, Frazier 1-2.

California: Anderson 7-136, Davis 4-39, Lawler 3-59, Harper 2-41, Muhammad 2-39, Treggs 2-30, Lasco 1-92, Rubenzer 1-9, Hudson 1-8, Gingold 1-5.

Punting—Colorado: O'Neill 4-37.2 (51 long, 2 In20). **California:** Leininger 4-42.0 (49 long, 0 In20).

Punt Returns—Colorado: Spruce 1-2. **California:** none. **Kickoff Returns—Colorado:** Lindsay 6-133. **California:** Muhammad 5-132.

Tackle Leaders—Colorado: Gillam 8,2—10; Awuzie 9,0—9; Gilbert 2,5—7; Olujobode 4,2—6; Tupou 3,2—5; Thompson 3,0—3; Henderson 2,1—3; Walker 2,1—3; White 1,2—3;

Crawley 2,0—2; Severson 1,1—2; Solis 1,1—2. **California:** Walker 11,2—13; Barton 5,7—12; Piatt 7,4—11; Nickerson 4,5—9; Lowe 4,4—8; Jefferson 1,6—7.

Quarterback Sacks—Colorado: Gilbert 1-6, Tupou 1-5. **California:** none. **Interceptions—Colorado:** Thompson 1-20. **California:** Kearney 1-0.

Passes Broken Up—Colorado: Crawley 4, Walker 2, Henderson, McCartney. **California:** Piatt 3, Allensworth, Cheek, Walker.

GAME NOTES

Records galore were broken or tied in this one: 37 individual (29) and/or team (8) for Colorado alone ... This was the first FBS game in history with 14 touchdown passes (7 for each side) ... Colorado fell to 5-6 all-time in overtime games ... The game time of 4:01 was/remains the longest in CU history, topping the previous by 1 minute (4:00 vs. Missouri, also in OT, in Boulder on Oct. 9, 1999) ... The 56 points are the most ever scored by Colorado in losing a game (old: at Kansas in 2010 in a 52-45 loss) ... The 115 combined points were the third most in a CU game (trailing 124 in an 82-42 loss to Oklahoma on 10/4/1980, and 116 in a 65-51 win over Nebraska on 11/23/2007) ... CU tied its record for the most first downs in a game with 39 (matching the mark set against Northwestern in 1978) ... This was just the fourth time CU ran 100 or more plays in a game, and the 110 today were the most in its history (old high: 105) until 2015, when CU had 114 at UCLA ... With 630 yards of total offense, it marked the first time CU topped 600 in a game since rolling up 634 against Miami-Ohio on 9/22/2007 (359 rush, 275 pass) ... Colorado's 21 first quarter points were its most since Oct. 8, 2005, when it also scored 21 in an eventual 41-20 win over Texas A&M in Boulder ... **WR Nelson Spruce** scored CU's 25,000th point on a 6-yard TD reception with 3:23 remaining (the Buffs had 24,999 prior to the play) ... **TB Tony Jones** became the 51st Colorado Buffalo to rush for 1,000 career yards (ending the game with 1,041).

RECORD WATCH

The list of records set or tied this far this season; the Buffaloes have set **13** records and tied **4** others to date, for a total of **17** in 2017; *NOTE: CU did not adopt the NCAA 2002 policy of adding bowl game statistics in its season or career numbers, thus some may differ from NCAA totals.*

INDIVIDUAL RECORDS (13)

| | |
|--|-------------|
| Most Rushing Attempts, Quarter —14, Phillip Lindsay vs. Arizona in Boulder, Oct. 7, 2017 (80 yards) <i>Old Record: 13, on five previous occasions.</i> | RECORD |
| Most Rushing Attempts, Game —41, Phillip Lindsay vs. Arizona in Boulder, Oct. 7, 2017 (281 yards) <i>Old Record: 40, James Mayberry vs. Kansas State in Boulder, Nov. 19, 1977 (174 yards).</i> | RECORD |
| Most Rushing Attempts, Game/Senior —41, Phillip Lindsay vs. Arizona in Boulder, Oct. 7, 2017 (281 yards) <i>Old Record: 38, Eric Bieniemy vs. Nebraska at Lincoln, Nov. 3, 1990 (137 yards).</i> | RECORD |
| Most Rushing Attempts, Game —41, Phillip Lindsay vs. Arizona in Boulder, Oct. 7, 2017 (281 yards) <i>Old Record: 40, James Mayberry vs. Kansas State in Boulder, Nov. 19, 1977 (174 yards).</i> | RECORD |
| Most Rushing Yards Gained Against One Opponent —605, Phillip Lindsay vs. Arizona (114 in 2014; 91 in 2015, 119 in 2016, 281 in 2017) <i>Old Record: 508, Eric Bieniemy vs. Missouri (68 in 1987, 106 in 1988, 116 in 1989, 217 in 1990)</i> | RECORD |
| Most 1,000-Yard Rushing Seasons —2, Phillip Lindsay, 2016 (1,189) & 2017 (1,093) <i>Record: 2, Eric Bieniemy, 1988 (1,243) & 1990 (1,628).</i> | TIED RECORD |
| Most 400-Yard Total Offense Games, Career —2, Steven Montez, 2016-17. <i>Record: 2, on three previous occasions (Koy Detmer, Mike Moschetti, Sefo Liufau)</i> | TIED RECORD |
| Most Receptions By A Running Back, Career —104 (for 869 yards), Phillip Lindsay, 2014-17 (<i>current</i>) <i>Old Record: 93 (for 969 yards), Rodney Stewart, 2008-11.</i> | RECORD |
| Most All-Purpose Plays, Half —24 for 136 yards), Phillip Lindsay vs. Arizona in Boulder, Oct. 7, 2017 (first half: 22 rushing, 2 receiving) <i>Old Record: 23 (for 119 yards), James Mayberry vs. Kansas State in Boulder, Nov. 19, 1977 (23 rushing).</i> | RECORD |
| Most All-Purpose Plays, Game —44 (for 320 yards), Phillip Lindsay vs. Arizona in Boulder, Oct. 7, 2017 (41 rushing, 3 receiving) <i>Old Record: 41 (for 187 yards), James Mayberry vs. Kansas State in Boulder, Nov. 19, 1977 (40 rushing, 1 receiving).</i> | RECORD |
| Most All-Purpose Yards, Career —5,272, Phillip Lindsay, 2014-17 (3,326 rushing, 869 receiving, 1,077 return) (<i>current</i>) <i>Old Record: 4,828, Rodney Stewart, 2008-11 (919 plays: 3,598 rushing, 969 receiving, 261 return).</i> | RECORD |
| Most All-Purpose Yards, Game/Senior —320, Phillip Lindsay vs. Arizona in Boulder, Oct. 7, 2017 (281 rushing, 39 receiving) <i>Old Record: 287, Carroll Hardy vs. Kansas State in Boulder, Nov. 20, 1954 (13 plays, 238 rush, 49 return).</i> | RECORD |
| Most Yards Gained From Scrimmage, Game/Senior —320, Phillip Lindsay vs. Arizona in Boulder, Oct. 7, 2017 (281 rushing, 39 receiving) <i>Old Record: 277, Cortlen Johnson vs. Iowa State at Ames, Nov. 10, 2001 (172 rushing, 105 receiving).</i> | RECORD |
| Most First Downs Earned, Game, Non-Quarterback —17, Phillip Lindsay vs. Arizona in Boulder, Oct. 7, 2017 (16 rushing, 1 receiving) <i>Record: 17, Rashaan Salaam vs. Texas at Austin, Oct. 1, 1994 (15 rushing, 2 receiving).</i> | TIED RECORD |

WITHIN REASONABLE REACH

| | |
|---|-----------|
| Most Yards From Scrimmage, Career —4,195, Phillip Lindsay, 2014-17 (3,326 rushing, 869 receiving) <i>Record: 4,567, Rodney Stewart, 2008-11 (3,598 rushing, 969 receiving)</i> | NEEDS 373 |
| Most Touchdowns, Career —35, Phillip Lindsay, 2014-17 (32 rushing, 3 receiving) <i>Record: 42, Rashaan Salaam, 1992-94 (41 rushing, 1 receiving).</i> | NEEDS 10 |
| Most First Downs Earned, Season, Non-Quarterback —68, Phillip Lindsay, 2017 (61 rushing, 7 receiving) <i>Record: 98, Rashaan Salaam, 1994 (88 rushing, 10 receiving).</i> | NEEDS 31 |
| Most First Downs Earned, Career, Non-Quarterback —209, Phillip Lindsay, 2014-17 (173 rushing, 36 receiving) <i>Record: 226, Rodney Stewart, 2008-11 (185 rushing, 39 receiving, 2 passing).</i> | NEEDS 18 |
| Most First Downs Earned Rushing, Career —173, Phillip Lindsay, 2017 <i>Record: 185, Rodney Stewart, 2008-11.</i> | NEEDS 13 |

TEAM RECORDS (3)

| | |
|--|-------------|
| Most Consecutive Quarters Without A Turnover —16, Sept. 23-Oct. 21, 2017. <i>Old Record: 12, on two occasions.</i> | RECORD |
| Most Consecutive Turnover-Free Games —3, Sept. 30-Oct. 14, 2017 <i>Old Record: 2, on five occasions.</i> | RECORD |
| Most Turnover-Free Games, Season —4, in 2017 <i>Record: 4, in 1989, 1993, 2006 and 2011.</i> | TIED RECORD |



THIS WEEK'S HISTORICAL NOTE / 1942

Seventy-five years ago, with **World War II** raging in Europe and America now involved with the events of Pearl Harbor the previous December, the college football landscape begins to change. The last normal schedules by most schools were played in 1942, many not resumed until 1946. With rosters starting to become make-shift with many players going off to war, the Buffaloes still managed to go 7-2, including a 5-1 record in Mountain States Conference play which tied CU for first place. All games were decided by 12 or more points, and CU capped a season with a Thanksgiving Day win over Denver, 31-6.

CHIV'S "COACHED" A HATRICK

Darrin Chiaverini is in his second year as CU's co-offensive coordinator and wide receivers coach. During his 22 games to date, he's coached three players who have passed him on CU's all-time receiving yards list. **WR Shay Fields** passed him as a junior last season, while seniors **WR Devin Ross** and **WR Bryce Bobo** did so this year (and a fourth, **WR Jay MacIntyre**, is lurking for the future (he has 705):

| Rk | Player (Seasons) | No. | Yards | Avg. | TD | Rk | Player (Seasons) | No. | Yards | Avg. | TD |
|----|-----------------------|-----|-------|------|----|----|-----------------------------|-----|-------|------|----|
| 7 | Shay Fields (2014-17) | 179 | 2,319 | 13.0 | 19 | 18 | Darrin Chiaverini (1995-98) | 97 | 1,199 | 12.4 | 6 |
| 12 | Devin Ross (2013-17) | 124 | 1,467 | 11.8 | 8 | 44 | Jay MacIntyre (2015-17) | 52 | 705 | 13.6 | 3 |
| 15 | Bryce Bobo (2014-17) | 130 | 1,396 | 10.7 | 10 | | | | | | |

THE 100 CLUB

QB Steven Montez now has the sixth-longest streak of passes without an interception at **108** over the last five games, the ninth time in Colorado history of 100 or more (he's the seventh different quarterback to do it). His last pick was a third quarter interception against No. 7 Washington on Sept. 23; since he has thrown for 699 yards with six touchdowns (but completing only 52.8 percent of those attempts). He is coming off a tough start, where he was just 4-of-13 passing for 21 yards in last week's loss at No. 15 Washington State. The most attempts without an interception in CU history:

| | | | |
|------------|---|-----|--|
| 152 | Sefo Liufau (nine games, Nov. 13, 2015 to Nov. 3, 2016) | 107 | Sefo Liufau (four games, Oct. 10-31, 2015) |
| 139 | Joel Klatt (five games, Oct. 15 to Nov. 12, 2005) | 104 | Craig Ochs (four games, Oct. 14 to Nov. 4, 2000) |
| 131 | Tyler Hansen (four games, Sept. 3 to Oct. 1, 2011) | 100 | John Hessler (six games, Sept. 2 to Oct. 7, 1995) |
| 118 | Sefo Liufau (five games, Sept. 3 to Oct. 3, 2015) | 99 | Darian Hagan (six games, Sept. 21 to Nov. 2, 1991) |
| 114 | Cody Hawkins (four games, Oct. 9 to Nov. 6, 2010) | 98 | Kordell Stewart (five games, Oct. 22 to Nov. 19, 1994) |
| 108 | Steven Montez (five games, Sept. 23, 2017-present) | | |

FBS ACTIVE STREAKS / CONSECUTIVE PASSES WITHOUT AN INTERCEPTION

| | | | |
|-----|------------------------------------|------------|--------------------------------|
| 313 | Ryan Finley, North Carolina State | 108 | Steven Montez, Colorado |
| 157 | Christian Chapman, San Diego State | | |

DOUBLE-DIGIT TACKLE PERFORMANCES

There have been 11 double-digit tackle performances produced by five different Buffaloes this season. **ILB Drew Lewis** leads the team with five of those, his high being 15 in the win over Oregon State. Fellow **ILB Rick Gamboa** is close behind him with three games of 10-plus tackles while Afolabi Laguda (11 vs. Colorado State), Derek McCartney (10 at Oregon State) and Evan Worthington (12 at Oregon State) account for the other three. Last season, five Buffs combined to produce 16 double-digit tackle performances with ILB Kenneth Olujobode leading the way with seven of those. Colorado's current leader in career games with 10 or more tackles is Rick Gamboa, who has produced 10 in his career. Lewis is next in line with five (all from this year) and Laguda is third with four such games.

O-LINE ROTATIONS

With **OT Isaac Miller** making his first three career starts the last three games at right tackle, CU has now used four different starting offensive line combinations this season. In 14 games last season, the Buffs used five different starting offensive line groups; in 2015, that number was 10, well more than the first two seasons of Mike MacIntyre's tenure. In 2014, CU utilized just three different groups and in 2013, CU had the same starting five up front in all 12 games.

McCARTNEY COMING AROUND

Returning from a torn ACL suffered at Michigan in the third game of 2016, **OLB Derek McCartney** posted 15 tackles, two sacks and an additional tackle for a loss in the first half of the season, but in the first two games of the second half of the year, he has 12 tackles (eight solo), and he came out early with an injury against Washington State. The two-time team captain has 137 tackles (21 for losses, including 12½ sacks in his career, which is tied for 20th in CU history).

WORTHINGTON 10+ AND A PICK

S Evan Worthington picked off his third pass of the season while recording a career-high 12 tackles (all solo) in CU's win at Oregon State. His three interceptions are tied for the third-most by any Pac-12 defender. Worthington he has nine total passes defended on the year when adding in six PBU's, which has him three behind the conference leader, teammate in **CB Isaiah Oliver** (12, 10 pass deflections and two picks).

TURNOVER FREE

Colorado saw its record run of consecutive quarters played without turning the ball over end at Washington State with a fourth quarter; the streak ended at a school-record **16** straight quarters (**253:52** in total time), and nearly went four straight games without one as there was just 3:20 remaining in the 28-0 loss to WSU when the streak came to a close. Colorado has played 13 games out of 59 under Mike MacIntyre without a turnover, easily the highest percentage in any CU head coach's tenure over two years since World War II. Take a look (TFG—turnover free games; TG—total games):

| Coach | TFG | (Record) | TG | Pct. | Coach | TFG | (Record) | TG | Pct. | -----two or fewer seasons/interims----- | | | |
|-----------------------|-----------|--------------|-----------|-------------|-----------------|-----|----------|-----|------|---|---|-------|---------|
| Mike MacIntyre | 13 | (8-5) | 59 | 22.0 | Rick Neuheisel | 3 | (3-0) | 47 | 6.4 | Mike Hankwitz | 1 | (0-1) | 1 100.0 |
| Bill McCartney | 23 | (18-3-2) | 153 | 15.0 | Eddie Crowder | 6 | (5-1) | 118 | 5.1 | Jon Embree | 5 | (1-4) | 25 20.0 |
| Dan Hawkins | 8 | (3-5) | 58 | 13.8 | Dal Ward | 5 | (2-1-2) | 110 | 4.5 | Brian Cabral | 1 | (1-0) | 3 33.3 |
| Gary Barnett | 11 | (49-38) | 87 | 12.6 | Bill Mallory | 1 | (1-0) | 57 | 1.7 | Bud Davis | 0 | (0-0) | 10 0.0 |
| Sonny Grandelius | 3 | (2-1) | 31 | 9.7 | Chuck Fairbanks | 0 | (0-0) | 33 | 0.0 | Jim Yeager | 0 | (0-0) | 19 0.0 |

- Colorado has already played four turnover-free games in 2017, tying the school record previously accomplished in 1989, 1993, 2006 and 2011.
- Post-World War II (dating back to 1946), Colorado has played **80** turnover-free games, owning a record of **52-24-4** in those games (**2-1** in bowls).
- Colorado has played at least two turnover-free games the last four seasons, matching the longest previous streak in school history (1987-90); the **10** games without a turnover over the last three seasons are the most in any three-year span in school history, as this also marks the first time the Buffs have played at least three turnover-free games in three straight seasons (3 each in 2015 and 2016 with 4 this year).
- Colorado has had at least one turnover-free game for eight straight seasons (2010-17, **21** total), the third-longest run in school annals: the Buffs had at least one for 10 straight years (1998-2007, **19** total) and for nine consecutive seasons (1987-95, **22** total).

D.J.'s DEBUT

New Colorado defensive coordinator **D.J. Eliot** joined some fine as well as rare company after the Buffaloes held Colorado State to just 3 points in his first game overseeing the CU defense. That was some 55 points fewer than the Rams scored in their opener in a 58-27 win over Oregon State). Since the defensive coordinator position evolved in the late 1960s, the three points by CSU tied for the fewest point Colorado has allowed in the first game of a new DC. Take a look:

FIRST GAME AS DC / FEWEST POINTS ALLOWED

| Pts | Defensive Coordinator | Date | Opponent | (Score) | Plays | Yards | Avg. |
|-----|-----------------------|----------------------|-------------------------------------|-------------------|-----------|------------|-------------|
| 3 | Mike Hankwitz | Sept. 10, 1988 | vs. Fresno State | (CU, 45-3) | 60 | 177 | 2.95 |
| 3 | D.J. Eliot | Sept. 1, 2017 | vs. Colorado State in Denver | (CU, 17-3) | 80 | 397 | 4.96 |
| 7 | Don James | Sept. 21, 1968 | vs. Oregon | (CU, 28-7) | 53 | 191 | 3.60 |
| 7 | A.J. Christoff | Sept. 2, 1995 | at Wisconsin | (CU, 43-7) | 67 | 297 | 4.43 |
| 10 | Dan Radakovich | Sept. 9, 1972 | vs. California | (CU, 20-10) | 85 | 377 | 4.44 |
| 10 | Lou Tepper | Sept. 7, 1995 | vs. Colorado State | (CU, 23-10) | 63 | 290 | 4.60 |

END ZONE BLOCKADE

D.J. Eliot's defense made some history in his first season as CU's defensive coordinator: holding Colorado State and Texas State to one field goal apiece, it marked the first time since 1958 that Colorado had not allowed a touchdown in its first two games of the year (offensive or otherwise). In 1958, CU opened with a 13-3 win over Kansas State at home and then shut out Kansas on the road, 31-0. CU and Vanderbilt are tied for the second-fewest points allowed in the FBS with six, trailing only Air Force (which has allowed zero but has played just one game). The 123-plus minutes played this season were the fourth-most in the post-World War II Era that CU has gone without allowing a touchdown (offensive or otherwise); a closer look:

Fewest Points Allowed/First Two Games Of Season (post-World War II)

| | | |
|---|------|---|
| 0 | 1954 | (had shutouts in first three games) |
| 0 | 1955 | (Bufs allowed 6 points in game three) |
| 3 | 1958 | (three points in opener; 12 allowed in game three) |
| 6 | 2017 | (three points in both games) |
| 7 | 1965 | (TD in game two after opening with 0-0 tie at Wisconsin; 0 in third game) |

Time Into Season, First TD Allowed (Team)

| | |
|--------|-----------------------------------|
| 189:30 | (Arizona; 5-yard rush) |
| 135:06 | (Arizona; 8-yard rush) |
| 138:45 | (Arizona; 5-yard rush) |
| 123:52 | (Northern Colorado, 33-yard pass) |
| 64:05 | (Fresno State; 1-yard rush) |

SWEET 16

Dating back to the start of the 2016 season, Colorado has held eight of 21 opponents to 16 points or less, including four Pac-12 foes; it had been awhile since the Buffs have accomplished these feats. The last time CU had as good of a 21-game stretch was over the 1992-93 seasons. Within one season, you have to go back to 1998, when CU held those same exact numbers (six and four) to 16 or fewer, except that the four league opponents were Big 12 Conference mates. The Buffs held seven teams overall to 16 or less in 1985 and 1991, and also held six teams to that in 1971, 1972, 1977, 1987, 19983 and 1998 (the best in the last 50 seasons is nine in 1967, when six Big 8 opponents were limited to 16 or less). League foes were held to 16 or less five times in 1985, 1993 and 1996.

JACKSON LEADS SACK ATTACK

Colorado recorded six quarterback sacks against Texas State (for 27 yards in losses); it marked CU's first six-sack game since Nov. 25, 2011 (six at Utah in the season finale); the last time with more than six was in 2010 (nine at Iowa State). **DE Leo Jackson III** had three of those sacks, becoming the first Buffalo in seven years to record that many in a game; **OLB Josh Hartigan** had been the last to do it, with three against Kansas State in Boulder on Nov. 20, 2010.

STATISTICALLY SPEAKING

Here's where the Buffs ranked statistically in select categories in the Pac-12 and the NCAA through games of October 21:

TEAM

| Pac12 | NCAA | Category | Stat | Pac12 | NCAA | Category | Stat | Pac12 | NCAA | Category | Stat |
|-------|------|---------------------------|-------|-------|------|----------------------------|-------|-------|------|--------------------------|-------|
| 4th | 61st | RUSHING OFFENSE | 167.9 | 9th | 96th | RUSHING DEFENSE | 193.9 | 4th | 22nd | PUNT RETURNS | 12.6 |
| 8th | 60th | PASSING OFFENSE | 232.0 | 7th | 77th | PASSING DEFENSE | 228.1 | 9th | 82nd | KICKOFF RETURNS | 20.3 |
| 9th | 65th | TOTAL OFFENSE | 399.9 | 9th | 97th | TOTAL DEFENSE | 422.0 | 7th | 69th | NET PUNTING | 38.0 |
| 9th | 62nd | 3rd DOWN EFFICIENCY | 40.3 | 9th | 97th | 3rd DOWN EFF DEFENSE | 42.5 | 5th | 35th | TURNOVER MARGIN | +0.50 |
| 11th | 86th | SCORING OFFENSE | 25.8 | 5th | 57th | SCORING DEFENSE | 24.6 | 8th | 79th | TIME OF POSSESSION | 29:18 |

INDIVIDUAL (Top 25 in conference or top CU leader; players must meet NCAA minimum of 75% of team's games; *—if had enough attempts to qualify)

| Rushing | Pac-12 | NCAA | Yds/Gm | Devin Ross | 21st | 188th | 3.4 | Punting | Pac-12 | NCAA | Avg. |
|-----------------------|--------|-------|--------|-----------------------|--------|-------|--------|---|--------|-------|---------|
| Phillip Lindsay | 2nd | 7th | 136.6 | Receiving Yards | Pac-12 | NCAA | Yds/Gm | Alex Kinney | 4th | 63rd | 41.6 |
| Passing Yards | Pac-12 | NCAA | Yards | Bryce Bobo | 10th | 102nd | 56.4 | Punt Returns | Pac-12 | NCAA | Avg. |
| Steven Montez | 6th | 38th | 1,712 | Shay Fields | 14th | 148th | 48.8 | None | | | |
| Passing Efficiency | Pac-12 | NCAA | Rating | Devin Ross | 19th | 188th | 44.3 | Kickoff Returns | Pac-12 | NCAA | Avg. |
| Steven Montez | 6th | 52nd | 135.4 | Yards Per Reception | Pac-12 | NCAA | Yds/Gm | Ronnie Blackmon | 10th | 75th | 20.0 |
| Completion Pct. | Pac-12 | NCAA | Rating | Jay MacIntyre | 3rd | 63rd | 16.5 | Quarterback Sacks | Pac-12 | NCAA | Avg./Gm |
| Steven Montez | 6th | 47th | 61.8 | Devin Ross | 15th | 180th | 13.1 | None | | | |
| Total Offense | Pac-12 | NCAA | Yds/Gm | Scoring | Pac-12 | NCAA | Pts/Gm | Interceptions | Pac-12 | NCAA | Avg./Gm |
| Steven Montez | 5th | 48th | 242.0 | Phillip Lindsay | 7th | 52nd | 8.3 | Evan Worthington | 4th | 44th | 0.38 |
| Phillip Lindsay | 9th | 110th | 136.6 | James Stefanou | 12th | 73rd | 7.6 | Isaiah Oliver | 13th | 138th | 0.25 |
| All-Purpose | Pac-12 | NCAA | Yds/Gm | Field Goal Pct. | Pac-12 | NCAA | Pct. | Passes Defended | Pac-12 | NCAA | Avg./Gm |
| Phillip Lindsay | 2nd | 9th | 165.4 | James Stefanou | 4th | 28th | 83.3 | Isaiah Oliver | 1st | 6th | 1.5 |
| Receptions | Pac-12 | NCAA | No./Gm | Field Goals | Pac-12 | NCAA | FG/Gm | Tackles | | | |
| Bryce Bobo | 8th | 49th | 5.3 | James Stefanou | 5th | 30th | 1.43 | CU uses coaches' video; numbers do not match. | | | |
| Shay Fields | 14th | 89th | 4.4 | | | | | | | | |

COLORADO IN THE POLLS – 2016 WEEK-BY-WEEK

A weekly look at where Colorado has placed weekly in each of the three major polls in 2017 (the College Football Playoff committee will first release its weekly rankings on Tuesdays beginning Oct. 31; RV—denotes received votes; number is place outside top 25):

| Poll | PS | 9/05 | 9/10 | 9/17 | 9/24 | 10/01 | 10/08 | 10/15 | 10/22 | 10/29 | 11/05 | 11/12 | 11/19 | 11/26 | 12/02 | Final |
|--------------------|---------|---------|---------|---------|---------|-------|-------|-------|-------|-------|-------|-------|-------|-------|-------|-------|
| Associated Press | RV (35) | RV (29) | RV (28) | RV (27) | RV (34) | --- | --- | --- | --- | --- | --- | --- | --- | --- | --- | --- |
| USA Today Coaches | RV (27) | RV (27) | RV (27) | RV (28) | RV (43) | --- | --- | --- | --- | --- | --- | --- | --- | --- | --- | --- |
| FWAA-NFF Super 16 | --- | RV | --- | --- | --- | --- | --- | --- | --- | --- | --- | --- | --- | --- | --- | --- |
| CFP Committee Poll | N/A | --- | --- | --- | --- | --- | --- | --- | --- | --- | --- | --- | --- | --- | --- | --- |

IN THE POLLS / SOME HISTORY

Colorado re-entered the national polls on October 2, 2016 for the first time in 11 years (since 2005), as the Buffaloes came in at No. 21 in the *Associated Press* (media) poll and No. 23 in the *USA Today Coaches* ballot; while it lasted for just the one week, it was the first appearance since November 6, 2005, when the Buffs were No. 21 in the coaches' ballot and No. 22 in the AP survey. However, the Buffs reappeared three weeks later for the remainder of 2016. The Buffs own the ninth longest streak of all-time, as from the 1989 preseason poll through the fifth week of 1997, CU had a run of **143** consecutive weeks in the AP poll. CU has now been ranked **302** times in its history, the 26th most all-time (Georgia Tech is 25th with 307), and has finished in the top four on four occasions, tied for 22nd most (the top four you say? ... the College Football Playoff includes the top four teams; only USC, with 12, has more than CU from the Pac-12).

45 WINS OVER AP RANKED TEAMS 20TH BEST SINCE '89

CU's **45** wins over *Associated Press* ranked teams dating back to the 1989 season (when the AP expanded to a top 25) are the 20th most in the nation in this time frame (28 seasons). Through games of Oct. 14, Alabama has the most (84), followed by Florida State (82), Ohio State (79), Florida (76), LSU (70), Michigan (68), Southern Cal (66), Oklahoma (65), Miami, Fla. (58), Tennessee (58), Georgia (55), Auburn (54), Oregon (53), Texas (53), UCLA (51), Notre Dame (51), Penn State (50), Clemson (49), Washington (48), Nebraska (47), **Colorado (45)** and Michigan State (44). All-time, Colorado's **68** wins over ranked teams are the 23rd most in history. **Since 1989, CU has played the sixth most ranked teams in the nation (131, with a record of 45-84-2), trailing only Florida (146; 75-70-1), LSU (142; 70-72), Alabama 141 (84-56-1), Michigan 133 (68-65-2) and Ohio State 132 (79-50-3); the runner-up in wins, Florida State, has played 129; 82-47.**

- CU had lost **23** straight against ranked teams until defeating No. 23 Washington State, 38-24, in Boulder on Nov. 19; its previous win was against No. 17 Kansas in Boulder on Oct. 17, 2009 (CU, 34-30). CU's last win over a top 5 or 10 team was on Sept. 29, 2007 (a 27-24 win over No. 3 Oklahoma in Boulder).
- **Note:** ASU State was ranked No. 24 in the *USA Today/Coaches* poll when CU defeated it, 40-16; but all historical records are solely against those teams ranked by the AP.
- The Buffs have still lost **28** straight road games against ranked opponents, with the last win a 31-17 over UCLA at the Rose Bowl in 2002.

FOUR STRAIGHT IN THE CENTENNIAL STATE

The Buffaloes opened 2017 by playing their first four games of the season within the state, three of them being at Folsom Field. CU did not leave the state until week five, when the Buffs traveled to UCLA on Sept. 30 (a 27-23 loss). The last time Colorado played its first four games to start a year within the Centennial State was in 2001, opening at home with Fresno State before facing Colorado State in Denver in week two and then hosted San Jose State in week three. However, a Sept. 15 game at Washington State was cancelled and CU resumed the following Saturday against Kansas at Folsom Field. Otherwise, other years in which CU opened with four straight games in Colorado was in 1998 and 1978; both times opening with 4-0 records. The 2001 team, like the '17 edition, won three of the four. CU finished 8-4 in '98 and 6-5 in '78. Looking ahead, in 2019 and 2021 there is the potential for the same: CU will open up both those seasons with three non-conference games within the state, so if the Pac-12 gives the Buffs a home conference opener in week four, the same could occur.

A COLORADO FIRST: FOUR WITH 100-PLUS

Colorado is the only team in the country that has four active players with 100 or more career receptions. **Shay Fields** is the leader with 179, and he was joined during the Texas State game by both **Devin Ross** and **Bryce Bobo** as they surpassed the century mark (becoming the 15th and 16th Buffaloes in history to catch over 100 balls). That marked the first time that the Buffaloes had three players on the same team to hit the century mark in receptions, and when **Phillip Lindsay** caught four balls at UCLA, he then reached the century mark. Prior to this, only two other times in CU history had the Buffs featured a roster that sported two players with over 100 career catches at the same time. It first occurred in 1993 when both **Charles E. Johnson** and **Michael Westbrook** surpassed the mark, with the second time in 1996 when **Rae Carruth** and **Phil Savoy** were above the century mark; the 2013 team came close with Paul Richardson (156) and Nelson Spruce (99). Colorado is also one of only four FBS teams currently that feature at least three receivers with 100 or more career receptions:

| Colorado | Washington State | Oklahoma State | East Carolina | Wake Forest | Clemson |
|-----------------------|--------------------------|------------------------|----------------------|-------------------|-----------------------|
| Shay Fields – 179 | Jamal Morrow – 171 | James Washington – 192 | Davon Grayson – 123 | Cam Serigne – 142 | Hunter Renfrow – 111 |
| Bryce Bobo – 130 | Robert Lewis – 117 | Jalen McCleskey – 135 | Quay Johnson – 113 | Cortez Lewis – 87 | Ray-Ray McCloud – 108 |
| Devin Ross – 124 | Tavares Martin Jr. – 117 | Marcell Ateman – 120 | Jimmy Williams – 105 | Tabari Hines – 86 | Deon Cain – 96 |
| Phillip Lindsay – 104 | | | | | |

BOUNDS HAULS IN TWO SCORES, FIRST TIGHT END TO DO SO IN 12 YEARS

In making the first two TD receptions of his career against Arizona (Oct. 7), **TE Chris Bounds** became the first Colorado tight end to have two in a game since Joe Klopfenstein did so against Kansas in Boulder on Oct. 22, 2005. The TD grabs were Bounds' only two receptions of the game (he entered the contest with just two career catches for 14 yards); the first TD was a 2-yard score on 4th-and-goal, which was then followed by a 39-yarder, most of which he covered on the ground. His game was almost identical to Klopfenstein's back in '05: against the Jayhawks he also only had two catches in that game; they were three-yard and 40-yard TD passes from Joel Klatt. He also had two-touchdown games in 2004 against North Texas and in 2003 versus Washington State.

LINDSAY TOPS 5,000 APY; A MEMBER OF CU's 500/500 CLUB; AIMING TO BE FIRST 1,000/1,000

TB Phillip Lindsay, who has been nicknamed the “Tazmanian Devil” by the coaches, has rapidly moved up CU's all-time all-purpose yards chart every season until taking over the top spot; he rose from 33rd to third last year alone with 4,029 yards at season's end. He has rushed for 3,326 yards, has 869 receiving and 1,077 in kickoff return yardage. He became the 14th player to join CU's 500/500 Club (rushing and receiving yards), and now has the second most total combined yards of the 14; he is gunning to become the first player in CU history to have 1,000 yards rushing AND receiving. The exclusive club:

500/500 CLUB (Rushing & Receiving)

| Rk | Player (Seasons) | Rush | Rec | Total | Plays | Avg. | Rk | Player (Seasons) | Rush | Rec | Total | Plays | Avg. |
|----|----------------------------------|--------------|------------|--------------|------------|-------------|----|----------------------------|-------|-------|-------|-------|-------|
| 1 | Rodney Stewart (2008-11) | 3,598 | 969 | 4,567 | 902 | 5.06 | 8 | Merwin Hodel (1949-51) | 2,102 | 540 | 2,642 | 550 | 4.80 |
| 2 | Phillip Lindsay (2014-17) | 3,326 | 869 | 4,195 | 757 | 5.54 | 9 | Ron Brown (1981-85) | 751 | 1,217 | 1,968 | 192 | 6.34 |
| 3 | Bobby Purify (2000-04) | 3,016 | 508 | 3,524 | 645 | 5.46 | 10 | Tony Jones (2011-14) | 1,269 | 558 | 1,827 | 398 | 4.68 |
| 4 | Herchell Troutman (1994-97) | 2,487 | 725 | 3,212 | 628 | 5.11 | 11 | Mike Pritchard (1987-90) | 585 | 1,241 | 1,826 | 102 | 17.90 |
| 5 | Hugh Charles (2004-07) | 2,659 | 552 | 3,211 | 577 | 5.56 | 12 | Woody Shelton (1950-52) | 1,065 | 586 | 1,651 | 271 | 6.09 |
| 6 | Lee Rouson (1981-84) | 2,296 | 699 | 2,995 | 667 | 4.49 | 13 | Bill Symons (1962-64) | 734 | 537 | 1,271 | 258 | 4.93 |
| 7 | Cortlen Johnson (1998-2001) | 2,199 | 691 | 2,890 | 497 | 5.81 | 14 | Lawrence Vickers (2002-05) | 616 | 546 | 1,162 | 228 | 5.10 |

LINDSAY's TOP GAMES (sorted by highest average per carry)

| Date | Opponent | Att. | Yards | Avg. | TD | 20+ | 10+ | Date | Opponent | Att. | Yards | Avg. | TD | 20+ | 10+ |
|----------|-------------------------|------|-------|------|----|-----|-----|----------|----------------------|------|-------|------|----|-----|-----|
| 10/22/16 | at Stanford | 12 | 131 | 10.9 | 0 | 2 | 5 | 9/26/15 | Nicholls State | 17 | 113 | 6.6 | 2 | 2 | 3 |
| 10/15/16 | Arizona State | 26 | 219 | 8.4 | 3 | 1 | 7 | 10/14/17 | at Oregon State | 28 | 185 | 6.6 | 2 | 1 | 2 |
| 9/01/17 | Colorado State (Denver) | 19 | 140 | 7.4 | 1 | 1 | 5 | 9/16/17 | Northern Colorado | 26 | 151 | 5.8 | 1 | 0 | 8 |
| 10/07/17 | Arizona | 41 | 281 | 6.9 | 3 | 3 | 8 | 11/12/16 | at Arizona | 25 | 119 | 4.8 | 3 | 1 | 4 |
| 11/08/14 | at #21 Arizona | 17 | 114 | 6.7 | 0 | 1 | 3 | 11/19/16 | #20 Washington State | 31 | 144 | 4.6 | 2 | 1 | 4 |

AND LINDSAY HAS MADE SOME OTHER HISTORY

When **TB Phillip Lindsay** had career-highs of six receptions for 105 yards in the 21-17 loss at USC last October 8, he made some history in the process. He became just the fifth running back to have 100-plus receiving yards in Colorado history, and the first to do it since 2001, when **TB Cortlen Johnson** had identical numbers in a 40-27 Colorado win at Iowa State. Then in the Alamo Bowl against Oklahoma State, he did it again, becoming the first running back to have 100 or more receiving yards twice in a game. A look at this rare quintet of players:

| Player | Date | Opponent | Score | No. | Yds | TD | Player | Date | Opponent | Score | No. | Yds | TD |
|-----------------|----------------|-----------------|---------|-----|-----|----|------------------------------|----------------------|-----------------|---------|----------|------------|----------|
| Jim Haley | Oct. 25, 1930 | COLORADO A&M | W 7-0 | 3 | 108 | 1 | Phillip Lindsay | Oct. 8, 2016 | at Southern Cal | L 17-21 | 6 | 105 | 1 |
| Ron Johnson | Sept. 29, 1951 | at Northwestern | L 14-35 | 2 | 108 | 0 | Phillip Lindsay | Dec. 29, 2016 | *Oklahoma State | L 8-38 | 6 | 103 | 0 |
| Leon Mavity | Nov. 11, 1961 | UTAH | L 12-21 | 2 | 112 | 1 | *—Alamo Bowl at San Antonio. | | | | | | |
| Cortlen Johnson | Nov. 10, 2001 | at Iowa State | W 40-27 | 6 | 105 | 1 | | | | | | | |

LINDSAY ONE-LINERS

- ▶ Lindsay rushed for a then career-high 219 yards (on 26 carries) against Arizona State last year in CU's 40-16 win. It was CU's first 200-plus game since 2002 (Chris Brown, 211 at Missouri) and the 24th 200-yard game in school history. He became the **15th** different Buffalo to rush for 200-plus in a game.
- ▶ He then topped that effort with **281** yards (on a school-record 41 carries) against Arizona on Oct. 7.
- ▶ In 2016, he became CU's first 1,000-yard rusher since 2010, when Rodney “Speedy” Stewart had 1,318 (with 10 touchdowns on 290 carries).
- ▶ His **11** receptions versus UCLA (for 76 yards) last year were a record for the most in a game by a CU running back; the old mark was nine.
- ▣ Lindsay has **104** receptions in his career, the most-ever by a running back at Colorado (he passed Rodney Stewart, who had 93 from 2008-11); his **869** yards are the second-most to Stewart's 969.
- ▣ His **16** rushing touchdowns in 2016 were the most since 2002, when Chris Brown had 18; his **17** overall scores were also the most since Brown's 2002 count. The last CU running back with double-digit rushing touchdowns in a season had been Rodney Stewart with 10 in 2010.
- ▶ He is one of **17** active NCAA players to have at least two 200-yard games (joined by Arizona's Khalil Tate, Oregon's Royce Freeman and Stanford's Bryce Love in the Pac-12).

LINDSAY SETS CU ALL-PURPOSE YARDS MARK WHILE CLIMBING OTHER CHARTS

TB Phillip Lindsay has four 100-yard rushing games this season, giving him 10 for his career. He has now scored at least one touchdown in 18 of his last 23 games, going back to the 2015 finale at Utah, and with **210** career points, he is now sixth all-time at Colorado. He is now third on CU's all-time rushing list with **3,326** yards. But the one mark that is really the bellcow for a player who was barely recruited after tearing his ACL in his season opener as a high school senior is CU's all-purpose yards record. He has **5,272**, passing Rodney Stewart (4,828, 2008-11) for all-time at CU after amassing 98 yards (all rushing) against Washington State. He's also the fourth active all-purpose yards leader in the NCAA (CU does not include bowl statistics since the NCAA only does since 2002):

NCAA ACTIVE CAREER ALL-PURPOSE YARDS LEADERS (Includes bowls)

| Player, School | Pos. | Rush | Rec. | INT | PR | KR | Total |
|----------------------------------|-----------|--------------|------------|----------|----------|--------------|--------------|
| Royce Freeman, Oregon | RB | 5,103 | 794 | 0 | 0 | 0 | 5,897 |
| Ito Smith, Southern Miss. | RB | 3,904 | 1,282 | 0 | 0 | 478 | 5,664 |
| Justin Jackson, Northwestern | RB | 4,732 | 749 | 0 | 0 | 0 | 5,481 |
| Phillip Lindsay, Colorado | TB | 3,389 | 972 | 0 | 0 | 1,077 | 5,438 |
| Rashaad Penny, San Diego St. | RB | 2,523 | 480 | 0 | 0 | 2,207 | 5,210 |
| Larry Rose III, New Mexico St. | RB | 4,110 | 820 | 0 | 45 | 7 | 4,982 |
| Jarvion Franklin, Western Mich. | RB | 4,281 | 676 | 0 | 0 | 0 | 4,957 |
| Arkeel Newsome, UConn | RB | 1,912 | 1,300 | 0 | 0 | 1,623 | 4,835 |
| Saquon Barkley, Penn St. | RB | 3,329 | 1,011 | 0 | 0 | 347 | 4,687 |
| Janarion Grant, Rutgers | WR | 273 | 1,059 | 0 | 576 | 2,728 | 4,636 |

LINDSAY THE FIRST TO HIT 1,000 YARDS BACK-TO-BACK

TB Phillip Lindsay has recorded a second consecutive 1,000-yard rushing season, the first running back in school history to rush for over 1,000 yards in back-to-back seasons. **Eric Bieniemy** is the only other CU player with two 1,000-yard seasons, but he did not do consecutively, as he did so in 1988 and 1990 but came up short in 1989 when he was injured for the first few games of the year).

Fastest to 1,000 in Colorado History

| Tailback, Year | Carries | Games | Yards | Final Total | Run to go over 1,000 yards |
|------------------------------|----------------|-----------|--------------|--------------|---|
| Chris Brown, 2002 | 143 | 7 | 1,154 | 1,744 | Scored on a 55-yard TD to go over 1,000 yards |
| J.J. Flannigan, 1989 | 146 | 11 | 1,187 | Same | Scored on a 2-yard TD run on the first drive of the game |
| Rashaan Salaam, 1994 | 149 | 6 | 1,054 | 2,055 | 12-yard first-down run on 2nd play of 2nd quarter |
| Charlie Davis, 1971 | 167 | 10 | 1,190 | 1,386 | Scored on a 67-yard TD to go over 1,000 yards |
| Bob Stransky, 1957 | 170 | 10 | 1,097 | Same | 11-yard first-down play on a reverse |
| Eric Bieniemy, 1988 | 171 | 8 | 1,104 | 1,243 | 11-yard first-down run midway through second quarter |
| Eric Bieniemy, 1990 | 175 | 7 | 1,040 | 1,628 | Scored on a 41-yard TD to go over 1,000 yards |
| Phillip Lindsay, 2016 | 179 | 11 | 1,081 | 1,189 | 10-yard first-down run early in second quarter |
| Phillip Lindsay, 2017 | 181 | 8 | 1,093 | -- | 3-yard rush on a second-and-6 in the first quarter |
| James Mayberry, 1977 | 182 | 9 | 1,017 | 1,299 | 11-yard first-down run late in the fourth quarter |
| Darian Hagan, 1989 | 186 | 11 | 1,004 | Same | Scored on a 14-yard TD run to go over 1,000 yards |
| Bobby Purify, 2004 | 192 | 11 | 1,010 | 1,017 | 13-yard first-down run in third quarter |
| Tony Reed, 1976 | 214 | 10 | 1,070 | 1,210 | Nine-yard run on a first down in the third quarter |
| Rodney Stewart, 2010 | 223 | 10 | 1,035 | 1,318 | His 4-yard run put him right at 1,000 yards even |
| <i>Byron White, 1937</i> | <i>Unknown</i> | 7 | <i>1,002</i> | <i>1,121</i> | <i>Play-by-Play not available for 1937</i> |
| Kayo Lam, 1935 | Unknown | 9 | 1,043 | Same | Game-by-game stats unavailable for 1935 |

BEST BACK-TO-BACK-TO-BACK RUSHING GAMES IN CU HISTORY

Phillip Lindsay's past three games (564 yards) are up there with the finest by any tailback in Colorado history, as he became the fourth Buff to run for at least 500 yards over a three-game span (Salaam and Brown did it three times):

TOP BACK-TO-BACK RUSHING GAMES IN COLORADO HISTORY

| Rashaan Salaam, 1994 | | | | | Chris Brown, 2002 | | | | | Rashaan Salaam, 1994 | | | | | Chris Brown, 2002 | | | | | Rashaan Salaam, 1994 | | | | |
|----------------------|-----------|------------|----------|--|---------------------|-----------|------------|----------|--|-----------------------|-----------|------------|----------|--|-------------------|-----------|------------|----------|--|----------------------|-----------|------------|----------|--|
| Oklahoma St. | 29 | 188 | 0 | | UCLA | 26 | 188 | 3 | | Texas | 35 | 317 | 1 | | Kansas State | 26 | 167 | 2 | | Michigan | 22 | 141 | 2 | |
| Kansas | 30 | 232 | 3 | | Kansas St. | 26 | 167 | 2 | | Missouri | 28 | 166 | 2 | | Kansas | 25 | 309 | 2 | | Texas | 35 | 317 | 1 | |
| Iowa St. | 29 | 259 | 2 | | Kansas | 25 | 309 | 2 | | Oklahoma | 25 | 161 | 4 | | Baylor | 23 | 167 | 3 | | Missouri | 28 | 166 | 2 | |
| Total | 88 | 665 | 5 | | Total | 77 | 654 | 7 | | Total | 88 | 644 | 7 | | Total | 74 | 643 | 7 | | Total | 85 | 624 | 5 | |
| Chris Brown, 2002 | | | | | Charlie Davis, 1971 | | | | | Phillip Lindsay, 2017 | | | | | | | | | | | | | | |
| Kansas | 25 | 309 | 2 | | Kansas | 28 | 78 | 2 | | Arizona | 41 | 281 | 3 | | | | | | | | | | | |
| Baylor | 23 | 167 | 3 | | Oklahoma St. | 34 | 342 | 1 | | Oregon St. | 28 | 185 | 2 | | | | | | | | | | | |
| Texas Tech | 26 | 149 | 1 | | Air Force | 25 | 196 | 2 | | Wash. State | 29 | 98 | 0 | | | | | | | | | | | |
| Total | 74 | 625 | 6 | | Total | 87 | 616 | 5 | | Total | 98 | 564 | 5 | | | | | | | | | | | |

LINDSAY'S LINE

TB Phillip Lindsay has been a workhorse for the Buffaloes; with 207 carries through eight games, he's just outside the top 10 for the most attempts in a season (three players are tied for ninth with 219); Rashaan Salaam owns the record with 298 in 1994. Lindsay has been stopped at or behind the line of scrimmage just 28 times of those 207 carries (just 13.5 percent of the time). Lindsay's numbers dissected:

| LINDSAY'S LINE | Rushing | | | | | | | | | | | | | | Receiving | | | | | | |
|--------------------------|---------|------|------|------|------|------|-----|-----|----|----|------|----|------------------|-----|-----------|-----|-------|------|------|----|--|
| Opponent | Att | Gain | Loss | NET | Avg. | Long | 20+ | 10+ | 5+ | 0 | Neg. | TD | (Avg./Distances) | FDE | (R/Rec) | No. | Yards | Avg. | Long | TD | |
| Colorado State | 19 | 144 | 4 | 140 | 7.4 | 45t | 1 | 5 | 8 | 0 | 3 | 1 | (45.0/45) | 7 | (6,1) | 2 | 16 | 8.0 | 11 | 0 | |
| Texas State | 26 | 87 | 0 | 87 | 3.3 | 9 | 0 | 0 | 8 | 3 | 0 | 1 | (7.0/7) | 6 | (5,1) | 1 | 16 | 16.0 | 16 | 0 | |
| Northern Colorado..... | 26 | 152 | 1 | 151 | 5.8 | 18 | 0 | 8 | 11 | 3 | 1 | 1 | (5.0/5) | 8 | (8,0) | 1 | 0 | 0.0 | 0 | 0 | |
| Washington..... | 19 | 70 | 2 | 68 | 3.6 | 9 | 0 | 0 | 6 | 1 | 1 | 1 | (1.0/1) | 5 | (3,2) | 5 | 32 | 6.4 | 11 | 0 | |
| at UCLA..... | 19 | 86 | 3 | 83 | 4.4 | 14 | 0 | 4 | 7 | 2 | 2 | 1 | (2.0/2) | 9 | (7,2) | 4 | 47 | 11.8 | 21t | 1 | |
| Arizona..... | 41 | 282 | 1 | 281 | 6.9 | 45 | 3 | 8 | 16 | 2 | 1 | 3 | (5.8/5,1,11) | 17 | (16,1) | 3 | 39 | 13.0 | 16 | 0 | |
| at Oregon State..... | 28 | 186 | 1 | 185 | 6.6 | 74 | 1 | 2 | 10 | 1 | 1 | 2 | (41.5/74,9) | 9 | (9,0) | 0 | 0 | 0.0 | 0 | 0 | |
| at Washington State..... | 29 | 103 | 5 | 98 | 3.4 | 24 | 1 | 3 | 5 | 5 | 2 | 0 | (0.0/---) | 7 | (7,0) | 1 | 0 | 0.0 | 0 | 0 | |
| Totals..... | 207 | 1110 | 17 | 1093 | 5.59 | 74t | 6 | 30 | 71 | 17 | 11 | 10 | (16.0/160) | 68 | (61,7) | 17 | 150 | 8.8 | 21t | 1 | |

PENSION FOR FIRST(S)

In 1987, Colorado started tracking first downs earned; it caught on in the NFL a few years later but never in college, but it's a cool stat: a player is credited with one when he earns one by rushing or receiving, and the quarterback also gets credited when throwing one. **TB Phillip Lindsay** had a game for the ages in this regard last Saturday against Arizona, as he tied the school mark for a non-quarterback with **17** (a record 16 of which were rushing); the late Rashaan Salaam set the mark on Oct. 1, 1994 when he had 15 rushing and two receiving. Even more remarkable was that 11 of those came on third (8) and fourth (3) downs: Lindsay was 8-of-11 on third downs and made all three of his fourth down tries.

► He is well within reach of setting the school record for the most first downs earned by a non-quarterback; he has **209** total (173 rushing, 36 receiving), trolling the mark of 226 by Rodney Stewart (185 rushing, 39 receiving, 2 passing) in his career that spanned 2008-11.

LINDSAY GOES OFF; SETS TWO SCHOOL RECORDS

Against Arizona, **TB Phillip Lindsay** set a new school record for rushing attempts in a game (41) and also became Colorado's all-time leader in all-purpose yards. His career-high 281 yards rushing (fourth most in CU history) along with his three receptions for 39 yards gave him 320 all-purpose yards (seventh most in school history) and pushed him past Rodney Stewart (2008-11) for the most ever by a Colorado Buffalo. Lindsay now stands with **5,272** career all-purpose yards (not counting last year's bowl game). When including the Alamo Bowl, he became the fifth active player with over 5,000 all-purpose yards (*see page 14 – SDSU's Rashaad Penny also passed the milestone last weekend as they became the fourth and fifth active players over 5,000*).

► Lindsay's second career 200-yard rushing game made him the 16th active FBS player to have two or more 200 games in a career. Oregon's Royce Freeman and Stanford's Bryce Love are also on that list with Lindsay.

► He is currently third in yards from scrimmage with **4,195**, trailing Bieniemy (4,320) and **TB Rodney Stewart** (4,567), so he needs 373 to take over that record;

► He is sixth in scoring (**210** points, but is third by non-kickers; Bieniemy scored 254 points and Bobby Anderson 221 (he just passed Chris Brown 204).

► He scored three rushing touchdowns against the Wildcats, his third career three-TD game and two of those three have come against Arizona (the other was against Arizona State). Lindsay's three touchdowns gave him 30 for his career at the time, making him the fifth Buff in history to score 30 or more touchdowns on the ground (he's now up to 32):



MOST RUSHING TDS IN CU HISTORY

41 – Eric Bieniemy (1987-90)

34 – Chris Brown (2001-02)

34 – Bob Anderson (1967-69)

33 – Rashaan Salaam (1992-94)

32 – Phillip Lindsay (2014-17)

AND YET MORE LINDSAY

► Lindsay ranks No. 2 in the nation in rushing attempts with **207** (Navy's Zach Abey has 208).

► Lindsay ranks sixth in the FBS in total rushing yards (**1,093**, one of six over 1,000 in the NCAA), and is tied for 11th in rushing touchdowns with 10.

► He now has **3,326** rushing yards (CU's official stats do not count bowl games, thus the difference in numbers from the NCAA all-purpose yards chart on the previous page), as he moved into third place all-time at CU, passing Rashaan Salaam (3,057, 1992-94). He now trails only Eric Bieniemy (3,940, 1987-90) and Rodney Stewart (3,598, 2008-11).

► He has **10** games in his career rushing for over 100 yards (four in 2017).

► His **3,389** career rushing yards counting bowl games for NCAA career leaders ranks 10th among active FBS players.

THE "BLACKOUT BOYZ"

While on the subject, CU's receiving corps have nicknamed themselves the "**Blackout Boyz**," mainly led by the four starters: seniors **Bryce Bobo**, **Shay Fields** and **Devin Ross** and junior **Jay MacIntyre**. The quartet's season totals: **118** receptions, **1,426** yards, **12.1** per, **9** TDs; those four against Northern Colorado combined for **26** catches for **342** yards (**13.2** per), with **four** touchdowns and all **16** first downs earned in the passing game. It was the first time since Sept. 27, 2014 at California that four different Buffaloes caught TD passes (when five did so in the 59-56 double overtime loss: Nelson Spruce had three while Bryce Bobo, George Frazier, D.D. Goodson and Sean Irwin all caught one).

PAC-12 GAME LENGTH EXPERIMENT

The Pac-12 experimented in the non-conference season with a few shortened commercial breaks (60 seconds cut from quarter breaks), kickoff times 1 minute past the hour (instead of 7) and/or halftimes cut from 20 to 15 minutes; all experiments took place in games on the Pac-12 Networks. The **CU-Texas State** had a reduced commercial format and took **3:01** to play, while the **CU-Northern Colorado** tried out the 15-minute halftime (the game still took **3:22** to play, largely due to 21 combined penalties and several replay reviews). Ironically, the next game (Washington) took just **2:57** to play, CU's fastest game since 2014.

RED ZONE DEFENSE

Colorado remains one of the top teams in the nation when it comes to red zone defense. The opponent has made 26 trips inside-the-20 against CU, and while coming away with 23 scores, 10 have been field goals. Note: the NCAA counts a team taking a knee inside-the-20 to end of game; our stats do not (*and since we invented it back in 1981 and the NFL goes by our format, we will not adjust*); thus the Buffs are 63rd in allowing scores **82.1** percent of the time in the national rankings, when the realistic number is 88.5 (but it's not known who else has included the same). Regardless, when it comes to allowing touchdowns, the Buffs have allowed just 13 or **48.1** percent; just four of those have been via passing, tied for the sixth fewest touchdowns allowed via the pass. And once in the red zone, opponent have run **68** plays for a net **195** yards (**2.8** per), and are just 6-of-17 on third down.

ANOTHER PINNACLE RECORD WITHIN REACH

TB Phillip Lindsay entered the year needing 1,708 rushing yards to surpass Eric Bieniemy (3,940, 1987-90) as CU's all-time leading rusher. A tall task, as only two Colorado tailbacks have topped 1,700 rushing yards in a season (Rashaan Salaam with 2,055 in 1994 and Chris Brown with 1,744 in 2002). However, through eight games Lindsay has put up 1,093 yards and became the fifth Buff to hit the 3,000-yard milestone (**3,326**; he most recently passed Salaam for third on CU's all-time rushing list). Lindsay now needs **615** yards in the final four games (an average of 153.8 per) to break Bieniemy's school record of 3,940. Eight games into the season, Lindsay's per game average is at **136.6** (seventh in the country), so he will have to better his current pace to get to the top (he is just **272** yards behind Rodney Stewart, who holds the second-place spot with 3,598 yards between 2008-11).

700 CLUB ON HORIZON

Colorado has an all-time record of **699-497-26** (a .582 winning percentage), as the Buffaloes are 25th on the all-time win list and is 36th in all-time winning percentage (29th for those schools with 1,000 or more games played in Division I-1). The Buffs are just one win away from 700 and thus would be the 25th FBS program to reach the victory milestone; the top 30 in all-time wins:

| Team | Years | Games | Won | Lost | Tied | Pct. | Team | Years | Games | Won | Lost | Tied | Pct. | Team | Years | Games | Won | Lost | Tied | Pct. |
|--------------|-------|-------|------------|------|------|------|------------------|-------|-------|------------|------|------|------|-------------------|-------|-------|------------|------|------|------|
| 1 Michigan | 138 | 1,312 | 940 | 336 | 36 | .731 | 11 Georgia | 124 | 1,274 | 802 | 418 | 54 | .651 | 21 Florida | 111 | 1,164 | 713 | 411 | 40 | .630 |
| 2 Notre Dame | 129 | 1,266 | 902 | 322 | 42 | .729 | 12 LSU | 124 | 1,241 | 784 | 410 | 47 | .650 | 21 Arkansas | 124 | 1,242 | 711 | 491 | 40 | .589 |
| 3 Texas | 125 | 1,291 | 894 | 364 | 33 | .705 | 13 Auburn | 125 | 1,236 | 755 | 434 | 47 | .630 | 23 Syracuse | 128 | 1,291 | 709 | 533 | 49 | .569 |
| 4 Ohio State | 128 | 1,268 | 892 | 323 | 53 | .724 | 14 West Virginia | 125 | 1,274 | 740 | 489 | 45 | .599 | 24 Navy | 137 | 1,317 | 706 | 554 | 57 | .558 |
| 4 Nebraska | 128 | 1,308 | 892 | 376 | 40 | .697 | 15 Virginia Tech | 124 | 1,243 | 734 | 463 | 46 | .609 | 25 Colorado | 128 | 1,233 | 699 | 498 | 36 | .582 |
| 6 Alabama | 123 | 1,256 | 886 | 327 | 43 | .723 | 16 Texas A&M | 123 | 1,251 | 730 | 473 | 48 | .603 | 26 Wisconsin | 129 | 1,233 | 691 | 489 | 53 | .582 |
| 7 Oklahoma | 123 | 1,253 | 878 | 322 | 53 | .722 | 17 Georgia Tech | 125 | 1,262 | 727 | 492 | 43 | .593 | 27 Michigan State | 121 | 1,185 | 690 | 451 | 44 | .601 |
| 8 Penn State | 131 | 1,299 | 874 | 35 | 41 | .688 | 18 Clemson | 122 | 1,226 | 723 | 458 | 45 | .608 | 28 Minnesota | 134 | 1,243 | 687 | 512 | 44 | .570 |
| 9 Tennessee | 121 | 1,264 | 832 | 379 | 53 | .679 | 19 Washington | 128 | 1,214 | 721 | 443 | 50 | .615 | 28 North Carolina | 127 | 1,272 | 687 | 531 | 54 | .562 |
| 10 USC | 124 | 1,221 | 829 | 338 | 54 | .702 | 20 Pittsburgh | 128 | 1,282 | 715 | 525 | 42 | .574 | 30 Miami-Ohio | 129 | 1,179 | 682 | 453 | 44 | .597 |

AHEAD IN A BIG WAY

From 2006-15, the opponent had almost always had a distinct advantage in TSL (time spent in the lead), but CU reversed that and then some in 2016 and is off to a good start this season. The Buffs led for **457** minutes and **20** seconds, or **59** percent of the time; opponents for just 24 percent and the score tied the other 17 percent. CU led for more minutes in 2016 than it had in all 11 previous years after just eight games (and when it held the edge over an entire season just twice: 2005 and 2010. A closer look, including the first eight games of 2017 (*bowl games not included*):

| Season | Colorado | Tied | Opponent | Season | Colorado | Tied | Opponent | Season | Colorado | Tied | Opponent |
|-----------|----------|--------|----------|-----------|----------|--------|----------|-----------|---------------|--------------|---------------|
| 2005..... | 320:31 | 101:55 | 297:34 | 2010..... | 312:45 | 113:54 | 293:21 | 2015..... | 192:47 | 158:14 | 428:59 |
| 2006..... | 269:22 | 123:11 | 327:27 | 2011..... | 191:12 | 78:44 | 510:04 | 2016..... | 457:20 | 133:33 | 189:07 |
| 2007..... | 280:56 | 130:11 | 308:53 | 2012..... | 77:38 | 112:18 | 530:04 | 2017..... | 186:30 | 90:14 | 203:16 |
| 2008..... | 191:24 | 119:07 | 409:29 | 2013..... | 197:17 | 108:56 | 413:47 | | | | |
| 2009..... | 110:29 | 165:18 | 444:13 | 2014..... | 261:22 | 83:52 | 374:46 | | | | |

MAC 3.0

In his **28** seasons as a coach, head or assistant, pro or college, this was the first time **Mike MacIntyre** was part of team that opened a season **3-0**. He has been a member of several teams that started out 2-0 (which he has done three times at CU). As a player, as a freshman at Vanderbilt playing for his late father, George, the Commodores started 3-0 in 1984.

30

Colorado is **17-7** under head coach Mike MacIntyre in games where it scores 30 or more points, including **3-1** this season after going **7-0** in 2016 (7-27 when held to under 30).

100/300

The Buffaloes have historically done well when holding the opponent to under 100 yards rushing and under 300 yards total offense. Dating back to the start of the 1985 season, Colorado is **102-14-1** when the opponent fails to reach 100 yards on the ground, and **101-20-1** when the enemy is held under 300 yards overall. CU is **9-0** and **12-0** in each, respectively, in 58 games under Mike MacIntyre.

HOME COOKING IN '16

Colorado won its **400th** game in Boulder against Washington State last November (dating back to the 1890s on assorted campus fields); the Buffs enjoyed their first undefeated season at home (**6-0**) since 1994. The friendly confines of Folsom Field were just that, as CU outscored the opponents **228-85**, allowing just eight touchdowns (three on short fields). CU outgained the six by **3,025-1,532**, with a **158-78** edge in first downs. Opponents converted at just a **24.2** clip on third downs (24-of-99) and crossed the 50 just **36** times in **90** drives (eight three-and-outs, running **144** plays for only **515** yards in plus territory).

FALL ROSTER MOVES

Addition: A late walk on is **WR Jack Moran**, a true freshman who played his high school ball locally at Denver East. **Removal:** On Sept. 26, Coach Mike MacIntyre announced that sophomore **DE Frank Umu** has been dismissed from the football program. Umu, 6-4, 295, is from Littleton, Colo., and played his prep ball at Heritage High School. He appeared in 11 games including the Alamo Bowl as a redshirt freshman in 2016, playing a total of 18 snaps on defense while being in on the PAT/field goal team for 41 tries on the season.

FIELDS: MR. DEEP THREAT

Senior **WR Shay Fields** has nine career plays from scrimmage that are 50 yards or longer; the school record is 13, set by WR Paul Richardson (2010-13). Fields last season averaged 16.3 yards per catch but is a little lower this year (13.0), as his long is “just” 44 yards. He rose fast on CU’s all-time receiving charts and currently has **177** receptions (third), **2,307** yards (seventh) and **19** touchdowns (sixth). Fields’ long-receptions (quarterback in parenthesis):

| | | | | | | | | |
|-----------------------|------|----------------------|------------------------------|------|----------------------|------------------------------|------|----------------------|
| 75 at Arizona | 2014 | (Liufau; TD) | 67 at Arizona State | 2015 | (Liufau) | 60 vs. Colorado State | 2016 | (Liufau) |
| 72 Arizona | 2015 | (Liufau; TD) | 65 vs. Colorado State | 2015 | (Liufau; TD) | 52 Utah | 2014 | (Liufau) |
| 70 at Michigan | 2016 | (Liufau; TD) | 63 Oregon State | 2016 | (Montez; TD) | 51 Oregon State | 2016 | (Montez; TD) |

Fields’ **19** career touchdown receptions have covered some **621** yards (19, 4, 2 and 75 as a freshman in 2013; 65, 8, 72 and 30 as a sophomore in 2015; 70, 7, 51, 33, 63, 15, 15, 27 and 6 in 2016; and 31 and 28 this *season*); that works to **32.7** per score.

► **MOST YARDS AGAINST ONE OPPONENT:** Fields had two 100-yard games versus Arizona, but came up just short for the record for the most against a single team, as he caught 22 passes for 408 yards (with 5 touchdowns) against the Wildcats; still, it was the second most by a Buff against any team:

424—Paul Richardson vs. California (0 in 2010, 284 in 2011, 140 in 2013); **408—Shay Fields vs. Arizona (94 in 2014, 168 in 2015, 108 in 2016, 38 in 2017)**, 319—Nelson Spruce vs. California (140 in 2013, 179 in 2014); 318—Charles Johnson vs. Oklahoma (182 in 1992, 136 in 1993).

Season Receiving Touchdowns

| No. | Player | Season |
|----------|--------------------|-------------|
| 12 | Nelson Spruce | 2014 |
| 11 | Derek McCoy | 2003 |
| 10 | Paul Richardson | 2013 |
| 9 | Charles E. Johnson | 1993 |
| 9 | Rae Carruth | 1995 |
| 9 | Shay Fields | 2016 |
| 8 | on four occasions | |

Career Receiving Touchdowns

| Rk | Player (Seasons) | G | No. | Yards | Avg. | TD |
|----------|------------------------------|-----------|------------|--------------|-------------|-----------|
| 1 | Nelson Spruce (2012-15) | 49 | 294 | 3,347 | 11.4 | 23 |
| 2 | Scotty McKnight (2007-10) | 48 | 215 | 2,521 | 11.7 | 22 |
| 3 | Paul Richardson (2010-13) | 33 | 156 | 2,412 | 15.5 | 21 |
| 4 | Rae Carruth (1992-96) | 40 | 135 | 2,540 | 18.8 | 20 |
| 4 | Derek McCoy (2000-03) | 48 | 134 | 2,038 | 15.2 | 20 |
| 6 | Michael Westbrook (1991-94) | 41 | 167 | 2,548 | 15.3 | 19 |
| 6 | Shay Fields (2014-17) | 41 | 179 | 2,319 | 13.0 | 19 |

SHAY FIELDS AMONG PAC-12 LEADERS

WR Shay Fields is third all-time at CU in receptions with 177, and is just outside the top 10 among the active FBS leaders in receptions and yards (10th is Penn State’s Daesean Hamilton with 183 for 2,351). He is also looking to become the 10th active FBS player with 20 or more touchdown receptions in a career (he would become the sixth Buff to do so); the active FBS leaders in TD catches: James Washington, Oklahoma State 33; Anthony Miller, Memphis, and Courtland Sutton, SMU, 28; Dante Pettis, Washington, and Richie James, Middle Tennessee, 23; Christian Kirk, Texas A&M, and Allen Lazard, Iowa State, 21; Darren Carrington, Utah, and Cody Thompson, Toledo, 20. **THE PAC-12 LEADERBOARD IN:**

| Career Receptions | Career Receiving Yards | Career Touchdown Receptions | Most Career Starts (all positions) |
|---|---|--|---|
| 179 Shay Fields, Colorado | 2,568 Darren Carrington, Utah/Oregon | 23 Dante Pettis, Washington | 42 WR Shay Fields, Colorado |
| 171 Jamal Morrow (RB), WSU | 2,319 Shay Fields, Colorado | 20 Darren Carrington, Utah/Oregon | 42 RB Royce Freeman, Oregon |
| 168 Darren Carrington, Utah/Oregon | 1,827 Dante Pettis, Washington | 19 Shay Fields, Colorado | 42 OL Cole Madison, WSU |
| 139 Dante Pettis, Washington | 1,744 Jordan Villamin, Oregon St. | 14 Charles Nelson, Oregon | 40 OL Jacob Alsadek, Arizona |
| 130 Bryce Bobo, Colorado | 1,467 Devin Ross, Colorado | 12 Jordan Villamin, Oregon State | 40 two others (ASU, USC) |

MORE FIELDS

A true deep threat, WR Shay Fields has nine career plays of 50 yards or longer (seven of which are over 60 yards); that places him in a tie for third in the NCAA among active leaders behind Oklahoma State’s James Washington (14) and Toledo’s Cody Thompson (10). Through seven games in 2017, his long is “just” 44 yards as he is still looking to crack double figures (CU’s record is 13 by **WR Paul Richardson**). FBS active career leaders with 50-plus yard receptions:

| | | |
|---------------------------------------|------------------------------------|--------------------------------------|
| 16 – James Washington, Oklahoma State | 7 – Richie James, Middle Tennessee | 6 – Keke Coutee, Texas Tech |
| 10 – Cody Thompson, Toledo | 7 – Christian Kirk, Texas A&M | 6 – Allenzae Staggers, Southern Miss |
| 9 – Shay Fields, Colorado | 7 – Anthony Miller, Memphis | 6 – Michael Gallup, Colorado State |
| 9 – Devonte Boyd, UNLV | 7 – J’Mon Moore, Missouri | 6 – Jamire Jordan, Fresno State |
| 9 – Calvin Ridley, Alabama | 7 – Jester Weah, Pittsburgh | |

FACT: MOST EXPERIENCED PASS CATCHERS

Colorado returned almost all of its receptions from 2016: of the 267 completions last season, all but three passes were caught by players who are returning in 2017 (and one of those three was by a quarterback). That figure tied Wake Forest for the fewest number of receptions lost from any of the 128 FBS programs.

► Colorado led the nation in percentage of total receptions returning for 2017 (264 or 267, or 99.0 percent; Wake Forest was next (98.4, 187 of 190), with Troy third (96.8, 305 of 315), TCU fourth (96.6, 285 of 295) and Vanderbilt fifth (95.7, 201 of 210).

ACTIVE NCAA RECEIVING DUOS

The Buffaloes have three of the top 10 active receiving duos through games of Oct. 21 (by number of receptions) – in the nation (research by Syracuse SID):

| | |
|---|--|
| 375 Syracuse: Ervin Phillips (195), Steve Ishmael (180) | 303 Colorado: Shay Fields (179), Devin Ross (124) |
| 350 Middle Tennessee: Richie James (244), Ty Lee (106) | 286 Washington State: Jamal Morrow (169), Robert Lewis (117) |
| 326 Memphis: Anthony Miller (197), Phil Mayhue (129) | 285 Penn State: DaeSean Hamilton (189), Mike Gesicki (96) |
| 325 Oklahoma State: James Washington (190), Jalen McCleskey (135) | 284 Iowa State: Allen Lazard (203), Trever Ryan (81) |
| 310 Oklahoma State: James Washington (190), Marcell Ateman (120) | 283 Colorado: Shay Fields (179), Phillip Lindsay (104) |
| 309 Colorado: Shay Fields (179), Bryce Bobo (130) | |

CB ISAIAH OLIVER AMONG PAC-12 ELITE

Junior **CB Isaiah Oliver** is currently first in the Pac-12 and tied for sixth in the nation in passes defended with 12 on the year (10 PBU / 2 INT). Taking a look at the Pac-12, he is second among the active leaders in passes defended as he has become the 18th Buffalo in history to break up 25 or more passes in a career (and he has done so in 33 career games, in eight of which he has had multiple pass breakups):

CAREER PASSES DEFENDED – PAC-12 LEADERS

| Name, School | Cl. | Passes Defended (Breakups/Interceptions) |
|--------------------------|------------|--|
| Arrion Springs, Oregon | Sr. | 36 (35/1) |
| Isaiah Oliver, CU | Jr. | 32 (29/3) |
| Iman Marshall, USC | Jr. | 31 (25/6) |
| Darius Allensworth, Cal | Sr. | 24 (22/2) |
| Marcellus Pippins, WSU | Sr. | 19 (14/5) |

Oliver, who is a two-sport star, has competed two seasons in the decathlon on CU's outdoor track team, and is a two-time All-Pac-12 performer in the event. As a sophomore, he finished fourth at the 2017 Pac-12 Championships with 7,394 points (just 136 out of the lead), and he won the 100-meter (10.82) and 400-meter (48.15) dashes and the long jump (24-1); placed second in the 110-hurdles (14.36) and the shot put (42-2) and third in the discus (121-7)

His father, Muhammad, was also a two-sport star in college. He was a world-class decathlete (an NCAA track All-American) at Oregon and was also a cornerback for the Ducks before being selected in the ninth round of the 1992 NFL Draft by the Denver Broncos and playing five seasons in the league with five teams (Denver, Green Bay, Kansas City, Miami and Washington).

OLIVER'S TRAVELS

Up until two weeks ago at Oregon State, the action coming **CB Isaiah Oliver's** way in every game had decreased. He still ranks in a tie for sixth in the FBS in passes defended with 12 (10 breakups and two interceptions), and that figure is the high in the Pac-12 Conference. Opposing quarterbacks are completing 41.5 percent of their pass attempts when targeting Oliver. His 10 pass breakups on the season are just one off the national lead, which is held in a three-way tie, one of those players being Oregon's Arrion Springs.

WHEN QB'S TARGET ISAIAH OLIVER

| Game | Att-Com-Int | Pct. | Yards | PBU | TDs | QBR Against | Notes |
|-------------------|--------------------|-------------|------------|-----------|----------|--------------|--|
| Colorado State | 15-6-1 (1) | .400 | 63 | 4 | 0 | 61.95 | Held Michael Gallup to 5 rec. for 67 yards—his season lows; Gallup leads MW in rec. & yds. |
| Texas State | 8-1-1 | .125 | 9 | 2 | 0 | -3.05 | Returned his interception 41 yards |
| Northern Colorado | 7-4-1 | .571 | 94 | 0 | 2 | 235.66 | One defensive pass interference penalty |
| Washington | 6-1-1 (1) | .167 | 25 | 1 | 0 | 18.33 | Held Dante Pettis to 3 rec. for 54 yards—his lowest rec. total and 2nd lowest yardage figure |
| UCLA | 5-2-0 | .400 | 16 | 1 | 0 | 66.88 | QB Josh Rosen, who leads the FBS with 245 pass attempts, only threw Oliver's way 5 times |
| Arizona | 2-2-0 | 1.000 | 24 | 0 | 1 | 365.80 | TD allowed was a miscommunication between Oliver and the safety inside the red zone |
| Oregon State | 7-4-1 (1) | .571 | 46 | 1 | 0 | 83.77 | Most passes thrown his way since week three, had his 28th career PBU in the game |
| Washington State | 3-2-0 | .666 | 53 | 1 | 1 | 325.07 | One defensive pass interference penalty; exited the game early 2nd Q with an injury |
| Totals | 53-22-5 (3) | .415 | 330 | 10 | 4 | 99.85 | |

Note: interceptions listed in parenthesis are interceptions by teammates on passes thrown at the receiver Oliver was covering.

TOUGH TO THROW AT

Last season **CB Isaiah Oliver** ranked No. 2 among Pac-12 cornerbacks returning in 2017 in completion percentage against, as opponents connected on just 43.1 percent of passes targeted his way. Oliver got off to quite the strong start this year, as he only allowed 6 of 15 passes to be completed on him against Colorado State; that is just 40 percent and of the 15 passes thrown his way, 10 of them were when he was in coverage on CSU wide receiver Michael Gallup. Gallup has NFL potential and the week before in CSU's win over Oregon State, he caught 11 passes for 134 yards. Oliver broke up four passes in the game, setting a new career-high, and Ram quarterback Nick Stevens had just a 61.95 passer efficiency rating when throwing at Oliver (one of Stevens' passes was picked off by Evan Worthington when he was targeting the receiver Oliver was covering).

► In CU's 2017 season opener, Oliver's four pass breakups were the second-most of any player in week one (or week zero for that matter) of the college football season. Only Ohio State junior Denzel Ward had more (he had five PBU's) and an interception for the Buckeyes in their win at Indiana.

JUST IN CASE YOU WERE WONDERING

... about the debut of redshirt freshman **CB Trey Udoffia**. The receiver he was targeted 15 times in the game (32 percent of CSU's Nick Stevens' pass attempts) and he allowed eight completions for 114 yards, but no touchdowns and he picked off one pass and broke up another two attempts. Stevens had a passer rating of 103.84 when throwing Udoffia's way. The Loomis, Calif. native finished with five tackles in his first game action in college football.

WORTH(INGTON) THE WAIT

S Evan Worthington in eight games has posted 55 tackles (45 solo, three for losses), has all three of his career interceptions to go with six pass deflections, five third down stops and five touchdown saves. He had a career-high 12 (all solo stops) in CU's 36-33 win at Oregon State, with eight on two other occasions (Colorado State and UCLA). In his true freshman season, he played in 12 games (three starts) and recorded 31 tackles; in 2015, he was in just three games on defense (he made two tackles). After sitting out 2016, he is off to quite the start to his redshirt junior season and currently ranks fourth on the team in tackles while playing in 118 snaps from scrimmage (Note: he was Evan White his first two years as a Buff, but took on a family name upon his return).

2017 Note: Colorado opened 3-0 for the 41st time in its 128-year history, but for the first time since 2008 and just the second time since opening 5-0 in 1998 (3-0 also in 2004; 1998 remains the last time the Buffs were 4-0 – Rick Neuheisel's final year as head coach before moving on to Washington in 1999).

OLIVER SNAPS 11-YEAR DROUGHT; SHENAULT MAKES IT TWO IN EIGHT-GAME SPAN

CB Isaiah Oliver's 68-yard punt return for a touchdown in the fourth quarter in CU's 20-10 win over UCLA last Nov. 3 was the first punt return for a TD by a Buffalo since **WR Stephone Robinson** brought one back 81 yards against Kansas in Boulder on Oct. 22, 2005. In the game, Oliver returned five punts for 124 yards and was the first Buff to have over 100 yards in punt returns in a game since **WR Josh Smith** (4-108) against Eastern Washington on Sept. 6, 2008; it was the most yards since **WR Roman Hollowell** had 148 on six returns against Fresno State on Aug. 26, 2001. Then against Texas State this year, **WR Laviska Shenault** scooped up a fumble and raced it back 55 yards for a score — the NCAA officially terms it a punt return (and not a fumble), so thus, he made the list. CU's punt returns for touchdowns over the last 20 years (yards listed first):

| | | | |
|-----------|--|-----------|--|
| 82 | Cedric Cormier vs. Colorado State in Denver, Sept. 5, 1998 (TD). | 69 | Roman Hollowell vs. Missouri in Boulder, Nov. 3, 2001 (TD). |
| 68 | Ben Kelly vs. Utah State in Boulder, Sept. 19, 1998 (TD). | 75 | Jeremy Bloom vs. Colorado State in Denver, Aug. 31, 2002 (TD). |
| 76 | Ben Kelly vs. Iowa State in Boulder, Nov. 14, 1998 (TD). | 80 | Jeremy Bloom vs. Oklahoma at Houston, Dec. 7, 2002 (TD). |
| 88 | Ben Kelly vs. Boston College at Tucson (Insight Bowl), Dec. 31, 1999 (TD). | 81 | Stephone Robinson vs. Kansas in Boulder, Oct. 22, 2005 (TD). |
| 66 | Roman Hollowell vs. Kansas at Lawrence, Oct. 21, 2000 (TD). | 68 | Isaiah Oliver vs. UCLA in Boulder, Nov. 3, 2016 (TD). |
| 77 | Roman Hollowell vs. Fresno State in Boulder, Aug. 26, 2001 (TD). | 55 | Laviska Shenault vs. Texas State, Sept. 9, 2017 (TD). |

2017 GAME RECOGNITIONS

Here is the list of those players who carried Colorado's symbolic artifacts when they took the field prior to each game; the sledgehammer is awarded for the toughest legal hit in the previous game (or in camp). The out of state flags were carried by natives of Texas and Florida as a show of support for the victims of Hurricanes Harvey and Irma:

| Opponent | Toolbox | Sledgehammer | Colorado Flag | United States Flag | Other |
|-------------------|--------------------|----------------------|------------------------|--------------------|----------------------------------|
| Colorado State | C Jonathan Huckins | SS Ryan Moeller | OT Isaac Miller | ILB Trent Headley | |
| Texas State | ILB Trent Headley | ILB Drew Lewis | CB Andrew Bergner | SN Brian Meek | C Jonathan Huckins (Texas flag) |
| Northern Colorado | TB Kyle Evans | S Evan Worthington | ILB Jonathan Van Diest | TB Phillip Lindsay | WR Johnny Huntley (Florida flag) |
| Washington | S Daniel Talley | OG Gerrad Kough | S Evan Worthington | CB Andrew Bergner | |
| UCLA | TE Chris Bounds | S Daniel Talley | S Ryan Moeller | S Kyle Trego | |
| Arizona | OT Aaron Haigler | TE/DE George Frazier | OT Isaac Miller | QB Sam Noyer | |
| Oregon State | OT Josh Kaiser | OG Gerrad Kough | WR Jay MacIntyre | CB Isaiah Oliver | |
| Washington State | DE Sam Bennion | ILB Nate Landman | OLB Tim Coleman | TE Chris Bounds | |

GOING LOW

The CU-Stanford game was the fifth-lowest scoring game of the 2016 season involving an FBS program, as the Buffs won 10-5 in Palo Alto; it was one of 11 games with 20 or fewer points the entire year. **Fast-forward to 2017**, and the Buffaloes once again have participated in one of the nation's lowest-scoring affairs, their 17-3 season-opening win over Colorado State. In fact, it's tied for the second-lowest scoring through games of Oct. 21:

| | | | | | |
|-----------------|---|-----------|-----------------|-----------------------------------|----|
| Oct. 7 | Marshall 14, CHARLOTTE 3 | 17 | Oct. 21 | Oklahoma State 13, TEXAS 10 (OT) | 23 |
| Sept. 1 | Colorado 17, Colorado State 3 (Denver) | 20 | Sept. 2 | MINNESOTA 17, Buffalo 7 | 24 |
| Sept. 9 | CLEMSON 14, Auburn 6 | 20 | Sept. 9 | Old Dominion 17, MASSACHUSETTS 7 | 24 |
| Sept. 23 | Florida International 13, RICE 7 | 20 | Sept. 28 | Texas 17, IOWA STATE 7 | 24 |
| Oct. 14 | ARIZONA STATE 13, Washington 7 | 20 | Oct. 7 | Michigan State 14, MICHIGAN 10 | 24 |
| Sept. 16 | VANDERBILT 14, Kansas State 7 | 21 | Oct. 14 | South Carolina 15, TENNESSEE 9 | 24 |
| Sept. 16 | MARSHALL 21, Kent State 0 | 21 | Oct. 14 | SOUTHERN MISS 24, Texas-El Paso 0 | 24 |

➤ Colorado won three games in 1966 when scoring fewer than 14 points; but how rare was CU's 10-5 win at Stanford in 2016? It was just the ninth win in the last 50 seasons where the Buffs won when scoring under 14 points, and the first in 20 years. A look at these low scoring affairs (#—Orange Bowl):

| | | | | | | | | |
|----------------------|----------------|---------|-----------------------|---------------------|---------|----------------------|--------------|---------|
| Nov. 11, 1967 | KANSAS | W 12- 8 | Sept. 18, 1982 | at Washington State | W 12- 0 | Oct. 8, 1992 | at Missouri | W 6- 0 |
| Nov. 5, 1977 | at Iowa State | W 12- 7 | Jan. 1, 1991 | #Notre Dame | W 10- 9 | Nov. 16, 1996 | KANSAS STATE | W 12- 0 |
| Oct. 17, 1981 | OKLAHOMA STATE | W 11-10 | Oct. 26, 1991 | at Kansas State | W 10- 0 | Oct. 22, 2016 | at Stanford | W 10- 5 |

Note: CU scored two touchdowns in the '67 and '96 games, four field goals in the '82 game; and two field goals in the '92 game; others were a combination.

BALL SECURITY UNDER MAC

The Buffaloes have had nothing short of incredible ball security in the MacIntyre Era, including CU's all-time low of 12 in the 2014 season. In **59** games under Mike MacIntyre, CU has not had any fumbles in **23** games, has not lost a fumble in **27** of those 59 and had just one in **18** other games (meaning more than one only 18 times); that's just **79** total fumbles. In the four-plus seasons, the tailbacks have been exceptionally good: they total just **16** fumbles in **1,709** attempts, or one every **106.8** carries (they didn't have a fumble among them in Mac's first year until the ninth game of the year—254 attempts). **Career counts of current Buffaloes:** **Phillip Lindsay** has nine in 816 touches (670 rushes; but two of those fumbles were on kickoff returns as a freshman); **Michael Adkins II** just three in 275 (247 rushes); **Kyle Evans** one in 108 (101 rushes) and **Beau Bisharat** one in 32 (all rushes).

➤ In four-plus seasons under MacIntyre, the Buffs have just the **79** fumbles in **5,359** touches, or one for every **67.8** plays (this year: 11 in **717** touches: 604 offensive plays (includes one 2-pt play), 77 special team snaps, 36 returns. And of those **79** fumbles, the Buffs have lost just **36**.

SPEAKING OF TURNOVERS

CU has forced one or more turnovers in **33** of its last **35** games overall (all eight games in 2017). Colorado and Cal are the only Pac-12 schools this season who have forced at least one turnover in every single game. The Buffaloes rank No. 34 in the nation and No. 8 in the Pac-12 with 13 takeaways — six fumble recoveries and seven interceptions. Last weekend at WSU, the Buffaloes recovered two fumbles for the first time this season (one on defense, the other on special teams).

2017 SENIORS (23)

| No. | Player | Pos. | Ht. | Wt. | Cl. | Exp. | Hometown (High School/Previous College) | Major | TGD |
|-----|-----------------------|-------|------|-----|-----|------|--|--------------------------------------|----------------------|
| 19 | *ADKINS II, Michael | TB | 5-10 | 205 | Sr. | 4L | San Diego, Calif. (Helix) | Business-Finance & Accounting | Dec. '17 |
| 41 | *BERGNER, Andrew | CB | 5-11 | 165 | Sr. | 2L | Parker, Colo. (Legend/Arizona State) | Sociology | Dec. '17 |
| 4 | *BOBO, Bryce | WR | 6- 2 | 200 | Sr. | 3L | Covina, Calif. (Charter Oak) | Sociology | May '18 |
| 59 | *COLEMAN, Timothy Jr. | DE | 6- 3 | 255 | Sr. | 3L | Denver, Colo. (Mullen) | Ethnic Studies | Dec. '17 |
| 89 | DEMENT, Kevin | WR | 5-11 | 180 | Sr. | VR | Centennial, Colo. (Arapahoe) | Business-Management | May '18 |
| 17 | ENTO, Kabion | WR | 6- 3 | 185 | Sr. | 1L | Pine Bluff, Ark. (Dollarway/East Central [Miss.] CC) | Sociology | May '18 |
| 1 | FIELDS, Shay | WR | 5-11 | 185 | Sr. | 3L | Bellflower, Calif. (St. John Bosco) | Sociology | May '18 |
| 5 | *FRAZIER, George | DE/TE | 6- 2 | 275 | Sr. | 3L | Duarte, Calif. (Monrovia) | Ethnic Studies/EFPP | Dec. '17 |
| 15 | *GRAHAM, Chris | PK | 6- 3 | 235 | Sr. | 3L | Burlingame, Calif. (Burlingame) | Integrated Physiology & Anthropology | Graduated (May '17) |
| 45 | *GRZESIEK, Tanner | TB | 5-10 | 205 | Sr. | VR | Colorado Springs, Colo. (Classical Academy/UCCS) | Business-Marketing | Dec. '17 |
| 46 | *HEADLEY, Trent | ILB | 6- 2 | 225 | Sr. | VR | Littleton, Colo. (Columbine/Metro State) | Psychology | Dec. '17 |
| 79 | *HUCKINS, Jonathan | OL | 6- 4 | 290 | Sr. | 3L | The Woodlands, Texas (The Woodlands) | Economics | Dec. '17 |
| 76 | *IRWIN, Jeromy | OL | 6- 5 | 295 | Sr. | 4L | Cypress, Texas (Cypress Fairbanks) | Communication & History | Graduated (May '17) |
| 52 | *JACKSON III, Leo | DE | 6- 3 | 275 | Sr. | 2L | Decatur, Ga. (North Atlanta/Foothill College) | Sociology | Dec. '17 |
| 68 | *KOUGH, Gerrad | OG | 6- 4 | 300 | Sr. | 3L | Pomona, Calif. (Pomona) | Communication & Ethnic Studies | Graduated (Dec. '16) |
| 1 | *LAGUDA, Afolabi | DB | 6- 1 | 205 | Sr. | 2L | Snellville, Ga. (Brookwood/Butler CC) | Economics | Dec. '17 |
| 29 | LEE, Donovan | TB | 5- 9 | 180 | Sr. | 3L | West Hills, Calif. (Chaminade College Prep) | Ethnic Studies & Sociology | May '18 |
| 23 | *LINDSAY, Phillip | TB | 5- 8 | 190 | Sr. | 3L | Aurora, Colo. (Denver South) | Communication & Sociology | Dec. '17 |
| 95 | *MCCARTNEY, Derek | OLB | 6- 3 | 240 | Sr. | 3L | Westminster, Colo. (Faith Christian) | Integrative Physiology | Graduated (May '16) |
| 51 | *MEEK, Bryan | LB | 6- 0 | 215 | Sr. | RS | Niwot, Colo. (Niwot/Air Force) | Business-Management | May '18 |
| 25 | *MOELLER, Ryan | DB | 6- 1 | 215 | Sr. | 3L | Rifle, Colo. (Rifle) | Communication | Dec. '17 |
| 13 | *PATTERSON, T.J. | QB | 6- 3 | 185 | Sr. | VR | Boulder, Colo. (Boulder/Wyoming) | Sociology | Dec. '17 |
| 2 | *ROSS, Devin | WR | 5-11 | 180 | Sr. | 3L | Altadena, Calif. (Bishop Alemany) | Sociology | Dec. '17 |

(*—fifth-year senior)

THE UNDERGRADUATE FOUR: Five players, all juniors in eligibility, have already earned their degrees: **PK Chris Graham** (Integrative Physiology, May '17); **OT Jeromy Irwin** (Communication & History, May '17); **OG Gerrad Kough** (Communication, Dec. '16) and **OLB Derek McCartney** (Integrative Physiology, May '16).

GRADUATION REVIEW

(*Through August 2017*) Over the last 16 years, Colorado has had **286** of its **317** seniors graduate, or translating to **90.2** percent in this time frame (including 25 of the 31 seniors in 2016); these are the 2001-2016 senior classes, including those players who received medicals. Over the last eight years, 171 of the last 187 have graduated (**91.4%**), with nine of those 16 playing in the NFL and haven't yet been able to complete their requirements. NCAA numbers will not match these (it doesn't allow a school to count transfers who graduate, but it does count against a school if it had a player transfer; it also does not count walk-ons). It's one of the reasons the numbers are skewed to be lower than they really are, especially at tougher academic schools like Colorado and its Pac-12 brethren.

TEAM GRADE POINT AVERAGE: The team's **2.58** cumulative grade point average through the Spring 2017 semester is its sixth highest on record (data collected since 1996); the team has 14 straight semester GPA's over **2.50**.

CAPTAINS

On the Thursday prior to this year's spring game (March 16), the team met to elect their 2017 captains; head coach Mike MacIntyre has a two-stage process to select the captains, and the voting is limited to those players who have been in the program at least 18 months (one year if a JUCO transfer). Six players emerged from the process and were selected as captains of MacIntyre's fifth CU team: three who were captains last year: seniors **TE/DE George Frazier**, **OT Jeromy Irwin** and **TB Phillip Lindsay**, one who was in 2015, **OLB Derek McCartney** (when it was 12-man leadership group that rotated as game captains), and two first-timers: senior **S Afolabi Laguda** and junior **ILB Rick Gamboa**.

❶ In 2016, **QB Sefo Liufau** became the just the second player in CU history to serve three years as a captain, the first since **Pat Carney** did so 123 years earlier in 1891-92-93; Lindsay now joins that most exclusive group, having served as a sophomore in 2015 and last year as a junior.

❷ Frazier, Irwin and McCartney become the 11th, 12th and 13th players in school history to be named a captain twice; in addition to the trio of three-year captains, they also join these players selected twice: **Harry Gamble** (1894-96), **ILB Barry Remington** (1985-86), **TB Bobby Purify** (2003-04), **QB Joel Klatt** (QB, 2004-05), **ILB Addison Gillam** (2014-15), **WR Nelson Spruce** (2014-15) and **ILB Kenneth Olugbode** (2015-16).

❸ Lindsay is one of six players in the nation currently serving in his third year as a team captain; he's joined by **Justin Lawler** and **Courtland Sutton** (SMU), **J.T. Barrett** (Ohio State), **Ja'Whaun Bentley** (Purdue) and **Lamar Jordan** (New Mexico).

CAREER CHART WATCH

Here's where several Buffaloes rank on some of CU's all-time statistical charts through games of Oct. 21 (*Note: Colorado does not count bowl stats into career totals to protect past history, thus career numbers for players past and present will differ from NCAA*):

- ⇒ **TB MICHAEL ADKINS** is 40th in rushing yards (**1,200**).
- ⇒ **WR BRYCE BOBO** is 10th in receptions (**130**) and is 14th in receiving yards (**1,396**).
- ⇒ **WR SHAY FIELDS** is third in receptions (**179**), is seventh in receiving yards (**2,319**), is seventh in touchdown receptions (**19**) and is 37th in scoring (**120** points).
- ⇒ **ILB RICK GAMBOA** is tied for 34th in tackles (**252**).
- ⇒ **TB DONOVAN LEE** is 60th in receptions (**46**) and is 21st in kickoff return yards (**586**).
- ⇒ **TB PHILLIP LINDSAY** is third in rushing yards (**3,326**), is first in all-purpose yards (**5,272**), is 16th in receptions (**104**), 36th in receiving yards (**869**), third in yards from scrimmage (**4,195**), 16th in total offense (**3,326**), is sixth in scoring (**210** points) and is sixth in kickoff return yards (**1,077**).
- ⇒ **WR JAY MacINTYRE** is 47th in receptions (**52**) and is 44th in receiving yards (**705**).
- ⇒ **OLB DEREK MCCARTNEY** is tied for 20th in quarterback sacks (**12½**).
- ⇒ **QB STEVEN MONTEZ** is 14th in passing yards (**2,729**).
- ⇒ **CB ISAIAH OLIVER** is tied for 11th in pass deflections (**29**).
- ⇒ **TB DEVIN ROSS** is 12th in receptions (**124**) and is 12th in receiving yards (**1,467**).

LONG DRIVES

On occasion in this era of hurry-up offenses, under Mike MacIntyre, the Buffaloes have occasionally had a pension for long drives (35 of 80 yards or longer), drives with 15 or more plays (nine), and even a handful (six) that have consumed six or more minutes; two fall into that category this year (see below). In 14 games last year, Colorado had 11 scoring drives over 80 yards (long of 87 twice, both engineered by Steven Montez in the Oregon and Oregon State games).

Longest Drives – Mike MacIntyre Era

| Date | Opponent | Plays | Yards | Time | Result | How | Quarterback |
|----------|----------------|-------|-------|------|--------|----------------------------|-------------|
| 9/13/14 | Arizona State | 7 | 99 | 2:15 | TD | Spruce 31 pass from Liufau | Liufau |
| 9/9/17 | Texas State | 9 | 96 | 2:44 | TD | Montez 2 run | Montez |
| 9/1/17 | Colorado State | 6 | 94 | 1:30 | TD | Lindsay 45 run | Montez |
| 9/12/15 | Massachusetts | 14 | 91 | 7:24 | TD | Liufau 7 run | Liufau |
| 10/18/14 | at USC | 13 | 91 | 4:15 | TD | Gehrke 9 run | Gehrke |

100+ RETURN YARDS NOT THAT COMMON

Often lost in all the conversation about total offense and defense are return yards – but they often swing a game. This year, CU owns a **222-158** edge (most notably a 116-9 edge versus Texas State). The 116 yards against TXST marked just the fourth time since 2002 that the Buffs recorded over 100 return yards in a game (and just the second time against an FBS foe). Last year, CU had **175** against UCLA in its 20-10 win, and they played a huge role, accounting for one touchdown via punt return and setting up CU's lone offensive score via an interception return. It was the most return yards by the Buffs since Oct. 26, 2002, when they had **183** in a 37-13 win over Texas Tech (125 interception, 44 punt, 14 fumble). The other two games with 100-plus came in 2008 against Eastern Washington (135) and in 2013 against Central Arkansas (125).

► For the ultimate example of how rare 100 return yards can be, look no further than CU's game at UCLA on Sept. 30. The Buffs held the edge in return yardage ... **1-0**. There were no punt or fumble returns, no miscellaneous returns, and the only yard game on the lone interception and return of the game. And then against Arizona, the Wildcats had a **6-0** edge (a single punt return).

COLORADO NEAR THE TOP IN ALL-TIME 1,000-YARD / 2,000-YARD CAREER RUNNERS

In 2015, **Michael Adkins** became the 52nd player in Colorado history rush for 1,000 or more yards in a career and later in the year, **Phillip Lindsay** joined him and became No. 53 to hit the grand mark (and the 19th to hit 2,000 late in his junior year). CU is seventh all-time in known 1,000-yard runners (many schools don't know the number). Oklahoma tops the list with 72, as well the 2K list with 30 (the Buffs are tied for eighth with the most 2,000-yard career runners). The all-time leaders in players who have reached the career 1K and 2K plateaus:

| | | | | | | | | | | | |
|-----------------|--------------|----------------|-------|----------------|-------|-------------------|-------|-------------------|--------|------------------|--------|
| Oklahoma | 72/31 | LSU | 48/16 | Auburn | 43/17 | North Carolina | 41/13 | San Diego State | 37/14 | Tulsa | 32/15 |
| Ohio State | 68/25 | Texas A & M | 47/19 | Georgia Tech | 43/13 | Virginia Tech | 40/19 | Mississippi | 37/13 | Western Michigan | --/15 |
| Nebraska | 64/29 | Arkansas | 47/18 | Minnesota | 43/13 | Illinois | 40/16 | Baylor | 37/11 | Utah | --/13 |
| Southern Cal | 60/20 | Houston | 47/15 | Air Force | 43/10 | Wisconsin | 40/16 | Mississippi State | 35/11 | SMU | 21+/12 |
| Alabama | 58/19 | Iowa | 47/15 | Syracuse | 42/22 | Indiana | 40/13 | Wake Forest | 34/11 | | |
| Army | 53/11 | Duke | 46/ 7 | South Carolina | 42/16 | ----- | ----- | New Mexico | 25+/13 | | |
| Colorado | 53/19 | Mississippi | 45/ 8 | Florida State | 42/15 | Boston College | 39/17 | Bowling Green | 37/13 | | |
| West Virginia | 50/15 | Oklahoma State | 44/24 | Virginia | 41/17 | Northern Illinois | 39/17 | Michigan | ?/20 | | |
| Texas | 51/19 | Penn State | 43/19 | Michigan State | 41/16 | Florida | 37/17 | Colorado State | ?/16 | | |

In 1989, Colorado had four players on the roster at the same time with at least 1,000 career yards: **TB Eric Bieniemy**, **TB J.J. Flannigan**, **QB Darian Hagan** and **FB Erich Kissick**. Only two other times did the Buffs have three players that had hit that plateau on the same team, in 1993: **FB James Hill**, **TB Rashaan Salaam** and **TB Lamont Warren** and in 2015: **Christian Powell**, **Michael Adkins** and **Phillip Lindsay**.

THORNS IN WILDCATS' PAWS

Seniors **WR Shay Fields** and **TB Phillip Lindsay** left indelible marks against Arizona, Fields finishing with the second most receiving yards against one opponent, with Lindsay's record night bumping him into first:

MOST RUSHING YARDS GAINED AGAINST ONE OPPONENT (400+)

605—Phillip Lindsay vs. Arizona (114 in 2014; 91 in 2015, 119 in 2016, 281 in 2017)
 508—Eric Bieniemy vs. Missouri (68 in 1987, 106 in 1988, 116 in 1989, 217 in 1990)
 470—Charles Davis vs. Oklahoma State (342 in 1971, 58 in 1972, 70 in 1973)
 449—Chris Brown vs. Kansas (140 in 2001, 309 in 2002)
 444—Bobby Purify vs. Colorado St. (191 in 2001, 33 in 2002, 31 in 2003, 189 in 2004)
 420—J.J. Flannigan vs. Kansas State (23 in 1987, 151 in 1988, 246 in 1989)
 411—Eric Bieniemy vs. Kansas (42 in 1987, 195 in 1988, 174 in 1990)

MOST RECEIVING YARDS GAINED AGAINST ONE OPPONENT (300+)

424—Paul Richardson vs. California (0 in 2010, 284 in 2011, 140 in 2013)
408—Shay Fields vs. Arizona (94 in 2014, 168 in 2015, 108 in 2016), 38 in 2017)
 319—Nelson Spruce vs. California (140 in 2013, 179 in 2014)
 318—Charles Johnson vs. Oklahoma (182 in 1992, 136 in 1993)
 308—Rae Carruth vs. Oklahoma State (15 in 1992, 127 in 1995, 166 in 1996)

STREAKIN'

WR Shay Fields owns the longest streak on the team of making at least one reception at 21 (22 including the Alamo Bowl); he's caught two or more in 20 of those. **WR Bryce Bobo** has a streak of eight straight games (all multiple receptions). **WR Devin Ross** had caught a pass in 20 straight regular season games (21 including the Alamo Bowl), but was shut out against Oregon State and Washington State, while **WR Jay MacIntyre's** streak of 10 also ended at Oregon State.

Freshman **WR Laviska Shenault** became the 15th known Buffalo to score a touchdown on his first collegiate touch (excluding kickers, offensive linemen and defensive players), but statistically, it wasn't an official touch. Against Texas State, he scooped up an Isaiah Oliver fumble after the latter had returned it four yards; Shenault then ran 55 yards for a TD to open the scoring in what would be a 37-3 Colorado win. However, the NCAA does not score it as a fumble return but views it as an extension of a punt return, thus he was credited with no return for 55 yards, much like a lateral is scored (*full list on page 50*).

MONTEZ /QUICKLY

Sophomore **QB Steven Montez** is now **6-5** as CU's starting quarterback with the team's 4-4 record this season. In the opener against Colorado State (having all spring and fall camp to think about it), he completed **21-of-29** passes for 202 yards (1 TD/2 INT) for a rating of 128.5. His **72.4** completion percentage was a career-best, as he was **7-of-11** on first downs (for 42 yards), **6-of-10** for 68 yards on second down and **8-of-8** for 92 yards on third down.

➤ Montez opened **5-1** as a starter was the best by a CU quarterback since **Mike Moschetti** opened **5-0** in 1998 (he went on to be 5-1, 6-1, 6-2, 6-3 and 7-3); Moschetti was the last to open 6-1 (along with **John Hessler** in 1995, who went on to be 8-1 in his first nine games as starter from 1995-97).

TAKING THE WORLD BY STORM

QB Steven Montez had quite a debut as CU's starter subbing for an injured Sefo Liufau at Oregon (Sept. 24, 2016). In leading the Buffs to a 41-38 win, he arguably had the best first game as a starter in school history. He completed 23 of 32 passes for 333 yards (3 TD/2 INT), for a passer rating of 177.7 and also had 21 rushes for 135 yards (6.4 per), with a touchdown and a long run of 32 yards. It all added up to 468 yards of total offense and 23 first downs earned (8 rush/15 passing). He received seven different national and/or conference accolades for his efforts, as well as:

- He enjoyed the fifth-best game in a quarterback's first start at Colorado in terms of passing yards, but the best in total offense (*see charts below*).
- His 135 yards rushing were the most in a debut by a starting Buff QB (topping the 116 by Darian Hagan vs. Texas in 1989) and is the 10th most in any game all-time at Colorado by a quarterback (and the first 100-yard game by a quarterback since Nov. 4, 2006 when Bernard Jackson had 105 against Kansas State).
- His 468 yards of total offense were the fourth-most in a single-game in Colorado history.
- It was the first-ever 300 passing/100 rushing game in CU history and just the second 200/100 game (Stewart had 205/143 vs. Notre Dame in the '95 Fiesta Bowl).
- His 14 straight completions in the first half tied for the second-most in school history (trailing 15 by Mike Moschetti over two games in 1999); it matched the most in one game (Koy Detmer, 14 at Colorado State in 1996).

Most Yards Passing / CU Quarterback Debuts

| Yards | (A-C-I, TD) | Player | Opponent | Date | Result |
|------------|---------------------|----------------------|-------------------------|------------------|-----------------|
| 418 | (50-33-5, 2) | Koy Detmer | Oklahoma | 10/24/1992 | T, 24-24 |
| 409 | (36-21-1, 4) | Kordell Stewart | Colorado State | 9/05/1992 | W, 37-17 |
| 402 | (34-21-0, 4) | Joel Klatt | Colorado State (Denver) | 8/30/2003 | W, 42-35 |
| 348 | (34-24-0, 5) | John Hessler | at Oklahoma | 9/30/1995 | W, 38-17 |
| 333 | (32-23-2, 2) | Steven Montez | at Oregon | 9/24/2016 | W, 41-38 |
| 257 | (32-21-0, 3) | Mike Moschetti | Colorado State (Denver) | 9/05/1998 | W, 42-14 |
| 239 | (25-15-0, 1) | Craig Ochs | at Texas A & M | 10/07/2000 | W, 26-19 |

Most Total Offense / CU Quarterback Debuts

| Yards (Pass, Rush) | Player | Opponent | Date | Result |
|-----------------------|----------------------|-------------------------|------------------|-----------------|
| 468 (333, 135) | Steven Montez | at Oregon | 9/24/2016 | W, 41-38 |
| 430 (409, 21) | Kordell Stewart | Colorado State | 9/05/1992 | W, 37-17 |
| 396 (418, -22) | Koy Detmer | Oklahoma | 10/24/1992 | T, 24-24 |
| 392 (402, -10) | Joel Klatt | Colorado State (Denver) | 8/30/2003 | W, 42-35 |
| 270 (257, 13) | Mike Moschetti | Colorado State (Denver) | 9/05/1998 | W, 42-14 |

A FIRST BY MONTEZ SINCE 1959

QB Steven Montez became the first know player in CU history to throw a touchdown on his first career passing attempt since **Joe Dowler** did so back in 1959. Montez hit **WR Kabion Ento** on a 69-yard scoring strike in the second quarter last week against Idaho State. Dowler did so on Oct. 3, 1959 at Oklahoma, a 15-yard TD pass to Kirk Campbell in a 42-12 loss to the Sooners.

MONTEZ THE 12TH FRESHMAN AT COLORADO TO START A GAME AT QUARTERBACK

QB Steven Montez became just the 12th freshman in school history to start a game at quarterback at Colorado (the sixth redshirt frosh to do so). He had the second-most passing yards by a freshman in a starting debut at CU quarterback. A closer look at every freshman's first career start at CU (*—denotes redshirt freshman):

FRESHMAN PERFORMANCES, FIRST CAREER START AT COLORADO

| Quarterback | Date | Opponent | Result | Passing | Quarterback | Date | Opponent | Result | Passing |
|-----------------|----------|-----------------|---------|--------------------|-----------------------|----------------|-----------------------------|----------------|---------------------------|
| Randy Essington | 10/18/80 | at Missouri | L 7-45 | 22-11-1, 58, 0 td | *Cody Hawkins | 9/01/07 | Colorado State (Denver; OT) | W 31-28 | 31-18-1, 201, 2 td |
| *Steve Vogel | 10/24/81 | at Iowa State | L 10-17 | 16-12-0, 89, 0 td | Tyler Hansen | 10/25/08 | at Missouri | L 0-58 | 16-12-0, 72, 0 td |
| Marc Walters | 11/22/86 | at Kansas State | W 49-3 | 4-4-0, 111, 1 td | *Nick Hirschman | 10/29/11 | at Arizona State | L 14-48 | 7-4-0, 52, 0 td |
| Koy Detmer | 10/17/92 | OKLAHOMA | T 24-24 | 50-33-5, 418, 2 td | Sefo Liufau | 10/19/13 | CHARLESTON SOUTHERN | W 43-10 | 20-14-0, 198, 1 td |
| *Zac Colvin | 10/23/99 | at Iowa State | W 16-12 | 23-14-1, 116, 1 td | *Cade Apsay | 11/21/15 | at Washington State | L 3-27 | 40-26-2, 238, 0 td |
| Craig Ochs | 10/07/00 | at Texas A&M | W 26-19 | 25-15-0, 239, 1 td | *Steven Montez | 9/24/16 | at Oregon | W 41-38 | 32-23-2, 333, 3 td |

THE "RUSHING/PASSING" QB's

Montez is a two-way threat with his arm and his legs, as evidenced by being the first 300/100 player in CU history (300 yards passing/100 rushing in the same game). So we'll see how long it takes him to break into the below list of all-time rushing yards by quarterbacks (adjusted to allow for sacks; *—Anderson switched to tailback in the third game of the 1969 season):

| Rk | Player (Seasons) | Gross Att-Yards | Sacked/ Yds Lost | Adjusted Att | Yards | Avg. | TD | Rk | Player (Seasons) | Gross Att-Yards | Sacked/ Yds Lost | Adjusted Att | Yards | Avg. | TD |
|----|--------------------------------|--------------------|---------------------|-----------------|--------------|------|----|---------|-------------------------------------|--------------------|---------------------|-----------------|------------|-------------|----------|
| 1 | Darian Hagan (1988-91)..... | 489-2,007 | 42/264 | 447 | 2,271 | 5.08 | 27 | 10 | Ken Johnson (1971-73)..... | 274- 727 | 32/264 | 242 | 991 | 4.10 | 8 |
| 2 | Byron White (1935-37) | 342-1,864 | ? | 342 | 1,864 | 5.45 | 22 | 11 | Bill Solomon (1977-79) | 287- 509 | 63/447 | 224 | 956 | 4.27 | 10 |
| 3 | *Bob Anderson (1967-69)..... | 390-1,580 | 24/162 | 366 | 1,742 | 4.76 | 20 | 12 | Harry Narcisian (1947-49) | 227- 894 | ? | 227 | 894 | 3.94 | 8 |
| 4 | Kordell Stewart (1991-94)..... | 302-1,289 | 55/451 | 247 | 1,740 | 7.04 | 15 | 13 | Bernard Jackson (2004-06) | 164- 690 | 28/155 | 136 | 845 | 6.21 | 7 |
| 5 | Mark Hatcher (1984-87)..... | 375-1,470 | 16/ 95 | 359 | 1,565 | 4.36 | 16 | 13 | Bernie McCall (1964-66)..... | 289- 725 | 14/120 | 275 | 845 | 3.07 | 6 |
| 6 | Sefo Liufau (2013-16)..... | 368- 941 | 71/441 | 297 | 1,382 | 4.65 | 12 | 15 | Jim Bratten (1968-70)..... | 220- 724 | 17/105 | 203 | 829 | 4.08 | 4 |
| 7 | David Williams (1973-75) | 276- 959 | 32/251 | 244 | 1,210 | 4.96 | 12 | 16 | Zack Jordan (1950-52) | 227- 748 | ? | 227 | 748 | 3.30 | 7 |
| 8 | Sal Aunese (1987-88)..... | 235-1,009 | 18/102 | 217 | 1,111 | 5.12 | 14 | And ... | | | | | | | |
| 9 | Tyler Hansen (2008-11) | 279- 478 | 82/617 | 197 | 1,095 | 5.56 | 8 | ... | Steven Montez (2016-17)..... | 127- 452 | 27/185 | 100 | 637 | 6.37 | 2 |

THREE-HEADED MONSTER

Montez on his three primary receivers, seniors **Bryce Bobo**, **Shay Fields** and **Devin Ross**: "It's like having three super heroes to throw to." Last year, the trio combined for 159 catches for 2,133 yards (13.4 per) and 16 touchdowns, and all three had at least 40 receptions, the first time in CU history that three wide receivers have made 40-plus catches in the same season. So far this year, the three have combined for 96 catches for 1,137 yards (11.8 per) and eight scores.

MONTEZ JOINED SOME ELITE COMPANY

Though just with 10 career starts (6-4 record), **QB Steven Montez** has already tied a significant CU record: he joins Koy Detmer, Mike Moschetti and Sefo Liufau as those at Colorado with two career 400-yard total offense games. The list of all 13 games with 400-plus at Colorado:

| Yds | (pass,rush) | Player | Opponent | Date | Yds | (pass,rush) | Player | Opponent | Date |
|------------|------------------|----------------------|----------------------|-----------------------|------------|-----------------|----------------------|--------------------------|-----------------------|
| 527 | (455,72) | Sefo Liufau | at California (2 OT) | Sept. 27, 2014 | 430 | (426,4) | Koy Detmer | NE Louisiana | Sept. 16, 1995 |
| 500 | (465,35) | Mike Moschetti | San Jose State | Sept. 11, 1999 | 430 | (409,21) | Kordell Stewart | Colorado State | Sept. 5, 1992 |
| 500 | (474,25) | Tyler Hansen | California (OT) | Sept. 10, 2011 | 429 | (336,93) | Craig Ochs | Oklahoma State | Oct. 28, 2000 |
| 468 | (333,135) | Steven Montez | at Oregon | Sept. 24, 2016 | 425 | (357,68) | Steven Montez | Northern Colorado | Sept. 16, 2017 |
| 457 | (457,0) | Koy Detmer | at Missouri | Nov. 2, 1996 | 424 | (419,5) | Joel Klatt | Kansas (OT) | Oct. 11, 2003 |
| 453 | (345,108) | Sefo Liufau | Washington State | Nov. 19, 2016 | 408 | (400,8) | Connor Wood | Colorado State (Denver) | Sept. 1, 2013 |
| 446 | (382,64) | Mike Moschetti | Oklahoma | Oct. 30, 1999 | | | | | |

MONTEZ CONNECTION TO CAREER HIGHS

An interesting note from quarterback Steven Montez's time on the field last year is that three wide receivers all had career-highs in games that he started. **Devin Ross** started the trend in Montez's first career start at Oregon when he caught seven passes for a personal-best 153 yards and one touchdown. The next week versus Oregon State, it was **Shay Fields** who went for a career-high 169 yards receiving and three touchdowns, which tied the CU record for most TD receptions in a game (all were in the first half, a new school record for TD catches in a half). In Montez's third and final start at USC, **Bryce Bobo** caught a career-high 10 passes. Eight of those were from Montez, as Liufau did complete two passes to Bobo in his limited action in the second quarter when Montez went down briefly with a minor injury.

MONTEZ AT FOLSOM

Steven Montez has appeared seven times in games at Folsom Field, and generally has played very well; he owns a rating of 160.8. He has started five of the seven games (indicated by an *), and CU is 5-2 overall in games he has appeared in:

| Date | Opponent | Att-Com-Int | Pct. | Yards | TD | 50+ | 20+ | Rating | Date | Opponent | Att-Com-Int | Pct. | Yards | TD | 50+ | 20+ | Rating |
|---------|---------------|-------------|------|-------|----|-----|-----|--------|----------------------|--------------|------------------|-------------|--------------|-----------|----------|-----------|--------------|
| 9/10/16 | Idaho State | 10- 6-0 | .600 | 117 | 2 | 1 | 1 | 224.3 | 9/16/17 | *N. Colorado | 41-29-1 | .707 | 357 | 4 | 0 | 5 | 171.2 |
| 10/1/16 | *Oregon State | 27-19-0 | .704 | 293 | 3 | 2 | 5 | 198.2 | 9/23/17 | *Washington | 27-21-3 | .778 | 171 | 0 | 0 | 2 | 108.8 |
| 11/3/16 | UCLA | 3- 1-1 | .333 | 17 | 0 | 0 | 0 | 14.3 | 10/07/17 | *Arizona | 32-19-0 | .594 | 251 | 3 | 0 | 2 | 156.2 |
| 9/09/17 | *Texas State | 31-19-0 | .613 | 299 | 1 | 0 | 5 | 153.0 | 6-Game Totals | | 170-114-5 | .671 | 1,505 | 13 | 3 | 20 | 160.8 |

MONTEZ LINERS

- He needs **311** passing yards for 3,000 in his career, which would make him the 13th Buff in school history to hit that passing milestone.
- He threw his 20th touchdown pass of his career in the Oregon State game, becoming just the 10th Colorado quarterback to throw 20 or more TDs in a career (he sits with 21 touchdown passes against 10 interceptions in his career).

QB EXPERIENCE

As one would imagine with **QB Sefo Liufau** making 40 career starts over the past four seasons, the Buffaloes didn't have a lot of "starts" by other players at the position. Research Temple sports information showed that CU ranked 16th nationally (out of 129 schools) in the fewest starts made by players returning at the position (3, all by sophomore Steven Montez). Texas State had no returning players that even appeared in a single game at quarterback, and was joined by seven other schools that did not return anyone who made a single start. The Buffs had the fewest starts at the position returning by any Pac-12 school.

300/100/100

Against Northern Colorado, it marked just the 11th time in school history where the Buffs have had a 300-yard passer, 100-yard rusher and 100-yard receiver. CU did so behind **Steven Montez** (357 passing), **Phillip Lindsay** (151 rushing) and **Devin Ross** (143 receiving). For Montez, it was the second time he was involved in this type of offensive rarity and he joined **Sefo Liufau** and **Mike Moschetti** as the only Buffalo quarterbacks to be involved in multiple 300/100/100 games.

- The last four such occurrences have seen Devin Ross involved as the 100-yard receiver ... the only four 100-yard receiving games of his career.

COLORADO'S 300/100/100 GAMES

| Date | Opponent | Score | Passer | Rusher | Receiver |
|----------------|---------------------|---------|-----------------|--------------------------------|------------------|
| Oct. 12, 1996 | OKLAHOMA STATE | W 35-13 | Detmer (402) | Henry (101) | Carruth (166) |
| Sept. 11, 1999 | SAN JOSE STATE | W 63-35 | Moschetti (465) | C. Johnson (104) | Stiggers (174) |
| Nov. 26, 1999 | NEBRASKA (OT) | L 27-30 | Moschetti (317) | C. Johnson (135) | Green (100) |
| Oct. 23, 2004 | Texas A&M | | Klatt (346) | Purify (130) | Sprague (101) |
| Nov. 6, 2010 | at Kansas | L 45-52 | Hawkins (322) | Stewart (175) | Richardson (141) |
| Sept. 22, 2012 | at Washington State | W 35-34 | Webb (345) | Jones (105) | Spruce (103) |
| Nov. 1, 2014 | WASHINGTON | L 23-38 | Liufau (314) | Adkins (109) | Spruce (138) |
| Oct. 31, 2015 | at UCLA | L 31-35 | Liufau (312) | Carr (100) | Ross (101) |
| Sept. 24, 2016 | at Oregon | W 41-38 | Montez (333) | Montez (135) | Ross (153) |
| Nov. 19, 2016 | WASHINGTON STATE | W 38-24 | Liufau (345) | Lindsay (144) and Liufau (108) | Ross (121) |
| Sept. 16, 2017 | NORTHERN COLORADO | W 41-21 | Montez (357) | Lindsay (151) | Ross (143) |

COLORADO BY THE NUMBERS IN 2017

- 1:23:52** The time it took for the opponent to score the first touchdown (offense or otherwise) against Colorado this season;
- 2** Punt return touchdowns by Colorado in an 8-game span (UCLA last year, Texas State this year), after none in the previous **137** games;
- 2.87** The opponents' average per play inside-the-20 (red zone) against CU (**68** plays/**195** yards);
- 3** The fewest points allowed in a season opener since 2010 (17-3 win over CSU; in 2010, CU defeated CSU, 24-3 ... both games in Denver);
- 3:12** The average length of CU's games in 2017 (the quickest—Washington, **2:57**; the longest—at UCLA, **3:24**);
- 5:17 (a.m.)** The time the Buffs arrived back in Boulder after the Washington State game (Oct. 21-Oct. 22), which kicked off at 8:51 p.m. MDT.
- 5:30 (a.m.)** The time the Buffs arrived back in Boulder after the UCLA game (Sept. 30-Oct. 1), which kicked off at 8:36 p.m. MDT.
- 6** The fewest points allowed in the first two games of a season since 1958 (three points in each; in '58, opened 13-3 over Kansas State, 31-0 at Kansas);
- 7** The number of true freshmen the Buffs have played in 2017 (**3** offense/**3** defense/**1** specialist), or four more than in 2015 and 2016;
- 13-5** Colorado's non-conference record over the last four seasons under Mike MacIntyre (includes Pac-12 title game and Alamo Bowl);
- 16** The number of fumbles by CU tailbacks (on offense) in **59** games under Mike MacIntyre (**1,709** carries; **1** this year in **237**);
- 17** The number of first downs earned by **TB Phillip Lindsay** against Arizona, tying the CU record by a non-quarterback (**11** coming on third and fourth downs);
- 18** The number of different NFL teams that have scouted the Buffaloes on game days this season;
- 18-of-22** The number of coin tosses CU has won dating back to the '16 opener (CU was 13-of-14 in '16; 34-of-58 in the MacIntyre Era);
- 24** The number of players making their debut in CU uniform so far this season;
- 27** The fewest points allowed in the first three games of a season since 1978 (21 points, seven in each of the first three games);
- 30** The age of CU freshman **PK James Stefanou** (**30** years, **5** months, **15** days, as of Sept. 30, actually)—making him the second oldest player in the FBS;
- 30** The number of Colorado games played in less than three hours since 1990 (out of **338** games; one this year—**2:57** versus Washington);
- 32.9** The opponents' third down conversion percentage on 3rd-&-5 or longer (**23-of-70**);
- 33** The distance of four field goals this season by **PK James Stefanou** (including all three in the UCLA game);
- 33** The number of additional plays on offense that Colorado has run compared to its opponents in the regular season (**+361** over the last three-plus seasons);
- 34-1-1** Colorado's all-time record when rushing for 300-plus yards in a game (first loss this year, had **300** against Arizona on Oct. 7);
- 35.5** The third down efficiency of opponents against Colorado in the state's borders since the '09 opener (**304-of-857**);
- 36.2** The opponents' combined percentage on third down inside-the-CU 20 (**81-of-224**) in the last 97 games (dating to 2008; **4-of-15** this year);
- 51** The number of Buffaloes who have scored 100 or more career points;
- 53** The number of Buffaloes who have 1,000 or more career rushing yards; who will make it 54?
- 64.0** Colorado's third down efficiency on 3rd-&-4 or less (**32-of-50**);
- 67.8** The average number of plays (plays, kicks, returns) per fumble in the MacIntyre Era at Colorado (**79** fumbles, **5,359** touches);
- 70** The career long punt by junior **P Alex Kinney**, the longest by a Buff since 2006.
- 199** The number of first downs earned in his career by **TB Phillip Lindsay** (**163** rushing, **36** receiving; CU non-QB record is 226);
- 216** The number of trips into the red zone by CU under **Mike MacIntyre** (**180** scores, or **83.3** percent: **124** touchdowns, **56** field goals);
- 201:04** The time into the season before Colorado had its first kickoff return (K.D. Nixon, 27 yards versus Washington);
- 253:51** The amount of time between turnovers committed by the Buffaloes between games four and eight (school record three straight full games in the middle);
- 306** The number of snaps **TE/DE George Frazier** has played in all phases of the game this season (**159** offense / **93** defense / **54** special teams);
- 311** The number of all-time wins Colorado has recorded at Folsom Field since it opened on Oct. 11, 1924 (**403** overall at all home venues);
- 608** The combined rushing yards of **TB Phillip Lindsay** (281) and Arizona QB Khalil Tate (327), the most by two players in the same game in NCAA history;
- 699** The number of all-time wins by Colorado, which is seeking to become the 25th school to win 700 games;
- 757.6** The passer rating for **WR Bryce Bobo**, as he is 2-for-2 for 78 yards and a two touchdowns (the NCAA formula does not cap it like the NFL's).

SOME LEFTOVER 2016 NUMBERS

- 0-18** Colorado's record coming into the year against Arizona State, Oregon, Stanford and UCLA since joining the Pac-12 (**4-0** in 2016);
- 3** The number of interceptions CU had against Stanford, its most in a game since picking off that number against Central Arkansas on Sept. 7, 2013.
- 5-0** Colorado's record against Pac-12 South opponents in 2016 (it was **3-17** entering the year);
- 10-5** The final score of the win at Stanford, CU's lowest point total in winning game since Oct. 8, 1992 (a **6-0** win at Missouri);
- 25** Consecutive games Colorado forced a turnover from the start of the 2015 season through the 12th game in 2016, the longest streak in the nation when it ended;
- 41** The margin of victory over Oregon State (**47-6**), CU's largest in a conference game since 1992 (a **54-7** win over Kansas State);
- 119** The number of passes thrown by CU quarterbacks before the first opponent interception, the most-ever into a season (topping **105** in 2000);
- 260** The number of rushing yards by Colorado against Colorado State, the most by the Buffs in a season opener since 1994 (407 against NE Louisiana);
- 468** The total offense that **QB Steven Montez** amassed in his first career start at Oregon on Sept. 24 (**333** passing, **135** rushing and accounting for **4** TDs);

EARLIEST CAMP START IN PROGRAM HISTORY

With the NCAA eliminating two-a-day sessions but keeping the preseason practice count at 29, CU, like many schools, had its earliest reporting date and practices in program history. Players officially reported July 28 and started practice the next day. The previous earliest reporting date was July 31 in 1990 and 2001 (ahead of games on August 26); the earliest practice was on August 1 in those years (at the time for just the newcomers in 1990 but for the full squad in '01).

ROAD NOTES

- 3-2:** Colorado finished the 2016 season with a 3-2 mark in true road games, its first time with a winning record in opponent stadiums since a similar mark in 2004, and nearly matched CU's road win total over the previous eight seasons (4-40). The Buffs also won two straight league games on the road (at Stanford, at Arizona) for the first time since winning three straight in the Big 12 over the 2004 (at Kansas, at Nebraska) and 2005 (at Oklahoma State) seasons.
- 4:** CU's 36-33 win at Oregon State was its fourth away from home over the last two years, matching its win total outside the state from 2008-15.
- 25:** The Buffaloes' 49-24 win at Arizona on Nov. 12, 2016 (by 25 points) was its largest away from home since Oct. 1, 2005, when CU shutout Oklahoma State in Stillwater, 34-0. The only other larger margin of victory on the road thus millennium came in 2003, a 44-10 win at Iowa State.

30-YEAR OLD FRESHMAN

PK James Stefanou is the oldest freshman in the FBS this season, and the second oldest player overall; he signed with the Buffs on March 14 and came to the United States in July from Australia. He comes from a soccer background where he has elite level experience as a defender; he represented Australia on its U19 team, a youth progression team that is the feeder squad to the Olympic team. He also played professionally, most notably in two stints for South Melbourne FC, first from 2005-06 before he signed again with them in 2010. Stefanou got into football by training periodically over the past six years at ProKick Australia, an academy developed to assist in the transition to American football by providing the fundamentals of punting and kicking. Academy alumni include the last four Ray Guy Award winners: Tom Hornsey of Memphis in 2013 and three from Utah, Tom Hackett (2014, 2015) and Mitch Wishnowsky (2016). The elderly:

| Age | Name, School | Position | Class | Birthdate | Hometown |
|-----|------------------------------------|--------------------|------------|----------------|---|
| 30 | Derrick Mitchell, Western Michigan | Punter | Jr. | 1/05/87 | Paw Paw, Mich. (played 10 seasons of minor league baseball) |
| 30 | James Stefanou, Colorado | Placekicker | Fr. | 4/15/87 | Melbourne, Australia (played 10 seasons of professional soccer) |
| 29 | Wade Lees, Maryland | Punter | So. | April 1988 | Melbourne, Australia (has extensive Australian Rules Football experience) |
| 28 | Tom Sheldon, North Carolina | Punter | So. | 10/19/1988 | Echuca, Victoria, Australia |
| 28 | Dane Roy, Houston | Punter | So. | Jan. 1989 | Bunyip, Australia (another ProKick Australia product) |

► Stefanou made his first collegiate field goal attempt (39 yards) against Colorado State; he opened **10-of-11** before his second miss, which came after he made nine in a row, the second-best streak in school history (and tied for the best during the same season). Here are the best career starts with just a single miss in CU field goal history (Flores owns the school record for the most consecutive field goals made to start a career with 7; Aldrich was next with 6):

| | | | Most Consecutive Field Goals Made |
|-----------------|-------------|------------------------------|---|
| 13-of-14 | .929 | Jeremy Aldrich (1996-97) | 10 Mason Crosby, Nov. 6, 2004 to Sept. 10, 2005 (<i>five games</i>) |
| 13-of-14 | .929 | Jeremy Flores (2000-01) | 9 Jeremy Aldrich, Nov. 15, 1997 to Sept. 19, 1998 (<i>five games</i>) |
| 10-of-11 | .909 | James Stefanou (2017) | 9 Will Oliver, Oct. 4-Nov. 8, 2014 (<i>five games</i>) |
| 8-of-9 | .889 | Will Oliver (2011) | 9 James Stefanou, Sept. 1-30, 2017 (<i>five games</i>) |
| 7-of-8 | .875 | Tom Field (1979) | |

OLDEST BUFFS

Aside from Stefanou, the next oldest Buff on the roster is **DE Chris Mulumba**, who will turn 25 in week seven of the season. Next up on the list is the only sixth-year senior on the squad, **OT Jeromy Irwin**, who is 24. Irwin, **OG Gerrad Kough** (23) and **OLB Derek McCartney** (turns 24 in late November) are the three remaining players on the roster who were signed by former head coach Jon Embree. Kough and McCartney both grayshirted in 2012 and joined the team in January 2013 when Mike MacIntyre had taken over the program. Irwin played in 10 games as a true freshman in 2012, redshirted in 2013 after breaking his foot doing yard work the summer before the season and was granted a medical redshirt in 2015 after suffering a torn ACL in the second game of the season.

Historic: The Buffs have had a few players in the past in their 30s, most recently walkon Matt Adinolfi, who was 31 when he was on the 1989 team.

KINNEY COMING OF AGE

P Alex Kinney, CU's nomination for the Ray Guy Award, is having the best year of his career. Through eight games, he's averaging a healthy **41.6** yards per punt, and that figure has been affected by nine of his 40 kicks coming in opponent territory (it's **44.5** on kicks in CU territory). His net is 39.3, where he has made the greatest strides, up from 38.1 his freshman year and 35.4 as a sophomore. Of his 40 punts, 16 have landed inside-the-20 (eight inside-the-15), with a career-high five inside-the-20 at Washington State in the rain and wind; he got off his career long of 70 yards against Texas State. A look at his expanded punting numbers:

| KINNEY'S EXPANDED STATS | | | | | | | | | | | | | | | | | | | | | | | |
|-------------------------|-------|-------|-------|------|------|------------|--------|------|----------|------|--------------------|----------------|----|-----|-----|--------------------|------|----------------|----------------|------|-------------------|------|------|
| | Punts | Yards | Avg. | Spot | Avg. | No. Return | Return | Long | Pct. Not | Net | | | | | | Inside Own 25----- | | | Opp. Territory | | Adjusted 50 & Out | | |
| | | | | | | Ret. | Yards | | Returned | Avg. | In20 / 15 / 10 / 5 | TB | FC | 60+ | No. | Yds. | Avg. | No.-Yds (In20) | | Yds. | Avg. | | |
| ALEX KINNEY..... | 40 | 1663 | 41.58 | C36 | | 6 | 30 | 5.0 | 12 | 85.0 | 39.33 | 16 / 8 / 3 / 0 | 3 | 16 | 1 | 9 | 412 | 45.8 | 9-283 (7) | | 31 | 1380 | 44.5 |

ALEX KINNEY..... 40 1663 **41.58** C36 6 30 5.0 12 85.0 **39.33** 16 / 8 / 3 / 0 3 16 1 9 412 **45.8** 9-283 (7) 31 1380 **44.5**

Average Spot—yardline where punts average from: Kinney 40/1454. **Left-footed punts:** none.

CU / LONGEST PUNTS THIS CENTURY

| | |
|----|---|
| 73 | Matt DiLallo vs. Colorado State in Denver, Sept. 9, 2006. |
| 72 | John Torp vs. Colorado State in Boulder, Sept. 3, 2005. |
| 70 | Alex Kinney vs. Texas State in Boulder, Sept. 9, 2017. |
| 69 | John Torp vs. Nebraska in Boulder, Nov. 28, 2003. |

| | |
|-------------------------|---|
| 68 | Mark Mariscal vs. Southern California in Boulder, Sept. 14, 2002. |
| 68 | John Torp vs. Clemson in Orlando (Champs Sports Bowl), Dec. 27, 2005. |
| All-Time Record: | |
| 83 | Byron White vs. Missouri in Boulder, Oct. 2, 1937. |

PRICE MADE MARK AS A FROSH

PK Davis Price joined the team as a recruited walk-on in June 2016, and wound up seeing action as a true freshman due to a season-ending injury in the Michigan game to **Diego Gonzalez**. He was first pressed into service as the kickoff specialist at Oregon in game four, and the next week, he was promoted into the first-team role the next week for Oregon State. He responded by making all five of his extra point tries and both of his field goals, including a 54-yard boot on his first try, the CU record for both the longest made by a freshman and the longest first-career make. He was recognized for his performance as the Pac-12's Special Teams Player of the Week; the 54-yarder was the longest by a freshman in the NCAA in 2016 and tied for the fourth-longest overall.

Longest Field Goals By A Freshman In The NCAA / 2016

| | |
|-------------------------|--|
| 54 | Davis Price, Colorado (Oct. 1 vs. Oregon State) |
| 53 | Matt Ammendola, Oklahoma State (Sept. 10 vs. Central Michigan) |
| 53 | Logan Tyler, Florida State (Nov. 11 vs. Boston College) |
| No others over 50 yards | |

Longest Field Goals / Colorado Freshmen

| | |
|----|---|
| 54 | Davis Price, vs. Oregon State in Boulder, Oct. 1, 2016 |
| 52 | Will Oliver, vs. California in Boulder, Sept. 11, 2011 |
| 51 | Tom Field, vs. Oregon in Boulder, Sept. 8, 1979 |
| 50 | Tom Field, vs. Oklahoma State in Boulder, Nov. 10, 1979 |
| 49 | James Stefanou vs. Washington in Boulder, Sept. 23, 2017 |

► **A FIRST?** It was for sure for CU: United Airlines provides the team charter for CU's travel, and for the USC trip, the pilot was Doug Price — Davis' father. A CU graduate himself, he is an Air Force Veteran who has been flying for United for 20 years; he normally flies military charters bringing troops back home from overseas.

CAREER GAMES PLAYED/STARTED CHART

Listed below are the career games played/started for the returning players from last season for the 2017 Colorado Buffaloes. The players on the opening camp roster collectively have played in **1,027** games (the third-most by a returning team in school history), with **313** starts (fifth-most). Both all-time highs for any returning Colorado team occurred last year: **1,072/412**. The numbers in Mike MacIntyre's other seasons: **824/327** (2015), **904/314** (2014) and **896/268** (2013). The list through three games in 2017 (includes the '16 Alamo Bowl):

| Player | G | GS | Player | G | GS | Player | G | GS | Player | G | GS | Player | G | GS |
|-------------|----|----|-------------|----|----|-------------|----|----|------------|----|----|--------------------|-------------|------------|
| ADKINS II | 31 | 4 | FISHER | 32 | 1 | KLEMMER | 0 | 0 | MILLER, C. | 0 | 0 | SANCHEZ | 13 | 0 |
| BALE | 22 | 0 | FONTENOT | 0 | 0 | KOUGH | 39 | 31 | MILLER, I. | 6 | 3 | SANDERS | 1 | 0 |
| BANDI | 0 | 0 | FOULK | 0 | 0 | LAGUDA | 35 | 22 | MOELLER | 41 | 27 | SHENAULT | 8 | 0 |
| BELL | 0 | 0 | FRANKE | 31 | 5 | LANDMAN | 7 | 0 | MONTEZ | 19 | 11 | SHERMAN | 0 | 0 |
| BENNION | 0 | 0 | FRAZIER | 45 | 10 | LANG | 0 | 0 | MORAN | 0 | 0 | SMITH | 0 | 0 |
| BERGNER | 23 | 0 | GAMBOA | 35 | 33 | LAWSON | 0 | 0 | MORETTI | 0 | 0 | SPARACO | 7 | 0 |
| BISHARAT | 22 | 0 | GEORGE | 0 | 0 | LEE | 32 | 5 | MULUMBA | 8 | 6 | STEFANOU | 7 | — |
| BLACKMON | 8 | 0 | GRAHAM | 28 | — | LEWIS, D. | 22 | 8 | NEWMAN | 0 | 0 | STOLTENBERG | 0 | 0 |
| BOBO | 46 | 24 | GRZESIEK | 0 | 0 | LEWIS, I. | 0 | 0 | NIXON | 8 | 0 | TALLEY | 12 | 0 |
| BOUNDS | 20 | 1 | HAIGLER | 20 | 12 | LINDSAY | 47 | 26 | NOTH | 0 | 0 | TONZ | 18 | 0 |
| CALLIER | 8 | 0 | HASSELBACH | 34 | 1 | LOPEZ | 20 | 0 | NOYER | 3 | 0 | TREGO | 13 | 0 |
| CHIAVERINI | 0 | 0 | HEADLEY | 0 | 0 | LUKELA | 0 | 0 | OLIVER | 35 | 14 | TUOLOMA | 8 | 2 |
| COCHRANE | 1 | 0 | HILLIS | 0 | 0 | LYNOTT, Jr. | 22 | 22 | PAIGE | 0 | 0 | UDOFFIA | 6 | 5 |
| COLEMAN, D. | 0 | 0 | HUCKINS | 33 | 19 | LYTLE, C. | 0 | 0 | PATTERSON | 7 | 0 | VAN DIEST | 0 | 0 |
| COLEMAN, T. | 39 | 2 | HUDSON | 4 | 0 | LYTLE, T. | 0 | 0 | POLLEY | 0 | 0 | VAUGHN | 7 | 0 |
| COOPER | 14 | 0 | HUNTLEY III | 21 | 0 | MacINTYRE | 33 | 15 | POPLAWSKI | 6 | 0 | WALKER | 23 | 1 |
| DEMENT | 1 | 0 | IRWIN | 42 | 32 | MAGRI | 0 | 0 | PORTER | 0 | — | WELLS | 0 | 0 |
| EDRIDGE | 0 | 0 | ISEN | 0 | 0 | MARKSBERRY | 1 | 0 | PRICE | 16 | — | WIGLEY | 8 | 3 |
| EDWARDS | 7 | 5 | JACKSON III | 34 | 18 | MATHEWES | 15 | 1 | PURSELL | 0 | 0 | WINFREE | 8 | 1 |
| EGGERS | 0 | 0 | JONES | 7 | 0 | McCARTNEY | 34 | 32 | RAKESTRAW | 8 | 0 | WORTHINGTON | 30 | 10 |
| ENTO | 14 | 1 | KAISER | 35 | 4 | McGARRY | 0 | 0 | ROBERTS | 2 | 0 | 2017 TOTALS | 1481 | 489 |
| EVANS | 30 | 0 | KEENEY | 23 | 3 | MEEK | 0 | 0 | ROSS | 45 | 27 | 2016 FINAL | 1902 | 720 |
| FIELDS | 46 | 42 | KINNEY | 35 | — | MIDDLEMISS | 10 | 0 | RUSSELL | 0 | 0 | | | |

LAST TRUE FRESHMEN TO START: TB Patrick Carr, CB Nick Fisher, CB Isaiah Oliver, ILB Grant Watanabe (2015); WR Shay Fields, WR Donavan Lee, DE Christian Shaver, S Evan White (2014); TB Michael Adkins II, CB Chidobe Awuzie, DE Jimmie Gilbert, ILB Addison Gillam, QB Sefo Liufau, S Tedric Thompson, CB John Walker (2013); TB Donta Abbron, CB Ken Crawley, DT Tyler Henington, TE Vincent Hobbs, DL Samson Kafovalu, S Marques Mosley, TB Christian Powell, DT Justin Solis, WR Gerald Thomas, DT Josh Tupou, CB Yuri Wright (2012); DB D.D. Goodson, CB Greg Henderson, OL Alex Lewis, WR Tyler McCulloch, OLB Juda Parker, S Kyle Washington (2011); SS Jered Bell one of four in 2010.

LAST TRUE FRESHMEN TO START AT QUARTERBACK: Sefo Liufau (2013), Tyler Hansen (2008), Craig Ochs (2000), Koy Detmer (1992). **IN A SEASON OPENER:** Has not occurred.

LAST TRUE FRESHMEN TO START AT RUNNING BACK: TB Patrick Carr (2015), Michael Adkins II (2013), Donta Abbron, Christian Powell (2012); Darrell Scott (2008),

Rodney Stewart (2008), Brian Lockridge (2007), Brian Calhoun (2002), Marcus Houston (2000). **IN A SEASON OPENER:** Kent Kahl (1991).

LAST REDSHIRT FRESHMEN TO START: CB Trey Udoffia (2017); OT Aaron Haigler, OG Tim Lynott, Jr., QB Steven Montez (2016); DT Jase Franke, LB Rick Gamboa, TE Dylan Keeney, WR Jay MacIntyre, DE Michael Mathewes, WR Lee Walker (2015); DE Derek McCartney, FS Ryan Moeller (2014); TE Sean Irwin, CB John Walker (2013); C Brad Cotner, WR Nelson Spruce (2012); QB Nick Hirschman, TB Tony Jones, CB Josh Moten, C Daniel Munyer, OT Stephan Nembot, TE Kyle Slavin (2011).

LAST PLAYERS TO START FOR THE FIRST TIME AS A SENIOR: OLB David Goldberg, WR Logan Gray, FB Evan Harrington, DT Conrad Obi, DE Tony Poremba, OG Sione Tau (2011); TE Luke Walters (2010); TB Kevin Moyd, OLB Bryan Stengel (2009); WR Steve Melton (2008), TE Joe Sanders (2007).

LAST PLAYERS TO START WHILE WALK-ONS: FS Ryan Moeller (2014); FB Jordan Murphy (2013); WR Dusty Ebner, C Keenan Stevens (2009), WR Steve Melton (2008); ILB Jake Duren, SS D.J. Dykes (2007).

STARTING STREAKS

Through eight games in 2017, **ILB Rick Gamboa** has made the most consecutive starts with 33, followed by **WR Shay Fields** (25), **S Afolabi Laguda** (22), **OG Tim Lynott, Jr.** (22, two at center) and **TB Phillip Lindsay** (13).

11 HAVE MADE FIRST CAREER STARTS IN 2017 (SIX IN OPENER AGAINST CSU)

In the season opener against Colorado State in Denver, six Buffaloes made their first career starts (or one more than over the course of the entire 2016 season): **DT Javier Edwards**, **OLB Terran Hasselbach**, **OT Josh Kaiser**, **ILB Drew Lewis**, **DE Chris Mulumba** and **CB Trey Udoffia**. Since, **WR Juwann Winfree** (Washington), **DT Lyle Tuiloma** (at UCLA) and **TE Chris Bounds**, **OT Isaac Miller** and **CB Dante Wigley** (all versus Arizona) have made their first starts. **Historically:** Only 12 true freshmen have started from scrimmage for CU in a season opener: **TB Billy Waddy**, 1973 (at Louisiana State); **CB Victor Scott** and **OLB Scott Hardison**, 1980 (at UCLA); **HB Eric Bieniemy**, 1987 (vs. Oregon); **OG Clint Moore**, 1991 (vs. Wyoming); **ILB Jordon Dizon**, 2004 (vs. Colorado State); **CB Greg Henderson**, 2011 (vs. Hawai'i); **CB Kenneth Crawley** and **WR Gerald Thomas**, 2012 (vs. Colorado State); **ILB Addison Gillam**, 2013 (vs. Colorado State); **WR Shay Fields** and **DE Christian Shaver**, 2014 (vs. Colorado State); add a 13th for the first play of the game/season on special teams (kickoff coverage team): **PK Kevin Eberhart** (2003, kicked off vs. CSU in Denver).

ANNUAL FIRST-TIME STARTERS: 1984 (29), 1985 (9), 1986 (15), 1987 (14), 1988 (16), 1989 (7), 1990 (16), 1991 (23), 1992 (15), 1993 (7), 1994 (6), 1995 (11), 1996 (8), 1997 (14), 1998 (27), 1999 (14), 2000 (16), 2001 (12), 2002 (16), 2003 (20), 2004 (12), 2005 (11), 2006 (24), 2007 (18), 2008 (15), 2009 (18), 2010 (21), 2011 (21), 2012 (21), 2013 (12), 2014 (14), 2015 (23); 2016 (5); **2017 (11)**.

24 PLAYERS HAVE SEEN FIRST CU ACTION

A total of **15** players saw their first action in a CU uniform in the 2017 opener against Colorado State, again one of the lower numbers in recent years to appear in an opener (it was 13 in 2016 and 18 in 2015). Seven more joined them in the Texas State game, and one each against Northern Colorado and Washington State. Here's the breakdown by class of those players (*—mainly special teams duty):

TRUE FRESHMEN (7): OLB Jacob Callier, ILB Nate Landman, WR K.D. Nixon, TE Jared Poplawski, WR Laviska Shenault, OLB Dante Sparaco, PK *James Stefanou

REDSHIRT FROSH (10): CB Ronnie Blackmon, CB *Uryan Hudson, ILB Akil Jones, QB Casey Marksberry, QB Sam Noyer, CB *Derrion Rakestraw, DE Terriek Roberts, TB *Chase Sanders, CB Trey Udoffia, OT *Hunter Vaughn.

SOPHOMORES (4): DT Javier Edwards, OT Isaac Miller, DE Chris Mulumba, CB Dante Wigley.

JUNIORS (1): WR Juwann Winfree.

SENIORS (2): WR Kevin Dement, H *T.J. Patterson.

Recent counts: **23** (2016), **35** (2015), **26** (2014), **18** (2013), **26** (2012), **33** (2011), **26** (2010), **22** (2009), **30** (2008), **28** (2007), **19** (2006), **16** (2005).

2017 PARTICIPATION CHART

The participation chart for the 2017 Colorado Buffaloes; KEY: **S**—started; **✓**—played; **DNP**—dressed, but did not play; **INJ**—injured/illness; **SSP**—suspended; (—) denotes did not dress; **●**—saw first action as a Buffalo in 2017:

| Player | CSU | TXST | UNC | UW | Ucla | UA | OSU | WSU | Cal | ASU | USC | UU |
|-------------|-----|------|-----|-----|------|-----|-----|-----|-----|-----|-----|-----|
| ADKINS | ✓ | ✓ | ✓ | ✓ | ✓ | ✓ | ✓ | ✓ | ✓ | ✓ | ✓ | ✓ |
| BALE | ✓ | ✓ | ✓ | ✓ | ✓ | ✓ | ✓ | ✓ | ✓ | ✓ | ✓ | ✓ |
| BANDI | DNP | — | — | — | — | — | — | — | — | — | — | — |
| BELL | — | — | — | DNP | — | DNP | — | — | — | — | — | — |
| BENNION | DNP | DNP | DNP | — | — | DNP | — | DNP | — | — | — | — |
| BERGNER | ✓ | ✓ | ✓ | ✓ | ✓ | ✓ | ✓ | ✓ | ✓ | ✓ | ✓ | ✓ |
| BISHARAT | ✓ | ✓ | ✓ | ✓ | ✓ | ✓ | ✓ | ✓ | ✓ | ✓ | ✓ | ✓ |
| ● BLACKMON | ✓ | ✓ | ✓ | ✓ | ✓ | ✓ | ✓ | ✓ | ✓ | ✓ | ✓ | ✓ |
| BOBO | S | S | S | S | S | S | S | S | S | S | S | S |
| BOUNDS | ✓ | ✓ | ✓ | ✓ | ✓ | ✓ | ✓ | ✓ | ✓ | ✓ | ✓ | ✓ |
| ● CALLIER | ✓ | ✓ | ✓ | ✓ | ✓ | ✓ | ✓ | ✓ | ✓ | ✓ | ✓ | ✓ |
| CHIAVERINI | DNP | — | — | — | — | DNP | — | — | — | — | — | — |
| COCHRANE | — | DNP | DNP | — | — | DNP | DNP | — | — | — | — | — |
| COLEMAN, D. | — | — | DNP | — | — | — | — | — | — | — | — | — |
| COLEMAN, T. | ✓ | ✓ | ✓ | ✓ | ✓ | ✓ | ✓ | ✓ | ✓ | ✓ | ✓ | ✓ |
| COOPER | ✓ | ✓ | ✓ | ✓ | ✓ | ✓ | ✓ | ✓ | ✓ | ✓ | ✓ | ✓ |
| ● DEMENT | DNP | ✓ | DNP | — | — | — | — | — | — | — | — | — |
| EDRIDGE | DNP | — | — | — | — | — | — | — | — | — | — | — |
| ● EDWARDS | S | S | S | S | S | ✓ | S | INJ | ✓ | — | — | — |
| EGGERS | — | DNP | DNP | — | — | — | DNP | — | — | — | — | — |
| ENTO | DNP | DNP | DNP | DNP | DNP | DNP | DNP | DNP | — | — | — | — |
| EVANS | INJ | INJ | ✓ | ✓ | ✓ | ✓ | ✓ | ✓ | ✓ | ✓ | ✓ | ✓ |
| FIELDS | S | S | S | S | S | S | S | S | S | S | S | S |
| FISHER | INJ | INJ | ✓ | ✓ | ✓ | ✓ | ✓ | ✓ | ✓ | ✓ | ✓ | ✓ |
| FONTENOT | — | — | — | — | — | DNP | — | — | — | — | — | — |
| FOULK | DNP | — | — | — | — | — | — | — | — | — | — | — |
| FRANKE | ✓ | ✓ | ✓ | ✓ | S | S | ✓ | S | S | S | S | S |
| FRAZIER, G. | SSP | SSP | ✓ | ✓ | S | S | S | S | S | S | S | S |
| GAMBOA | S | S | S | S | S | S | S | S | S | S | S | S |
| GEORGE | — | — | — | — | — | — | — | — | — | — | — | — |
| GRAHAM | ✓ | DNP | DNP | DNP | DNP | DNP | ✓ | DNP | — | — | — | — |
| GRZESIEK | DNP | DNP | DNP | — | — | — | — | — | — | — | — | — |
| HAIGLER | S | S | S | S | S | S | ✓ | ✓ | ✓ | ✓ | ✓ | ✓ |
| HASSELBACH | S | ✓ | ✓ | ✓ | ✓ | ✓ | ✓ | ✓ | ✓ | ✓ | ✓ | ✓ |
| HEADLEY | DNP | DNP | DNP | — | — | DNP | DNP | DNP | — | — | — | — |
| HILLIS | DNP | — | DNP | — | — | — | — | — | — | — | — | — |
| HUCKINS | S | S | INJ | ✓ | S | S | S | S | S | S | S | S |
| ● HUDSON | DNP | ✓ | ✓ | ✓ | ✓ | DNP | DNP | DNP | ✓ | — | — | — |
| HUNTLEY | ✓ | ✓ | ✓ | ✓ | ✓ | ✓ | ✓ | ✓ | ✓ | ✓ | ✓ | ✓ |
| IRWIN | SSP | SSP | S | S | S | S | S | S | S | S | S | S |
| ISEN | — | — | — | — | — | DNP | — | — | — | — | — | — |
| JACKSON, L. | S | S | S | S | S | S | S | S | S | S | S | ✓ |
| ● JONES | DNP | ✓ | ✓ | ✓ | ✓ | ✓ | ✓ | ✓ | ✓ | ✓ | ✓ | ✓ |
| KAISER | S | S | S | S | S | ✓ | ✓ | ✓ | ✓ | ✓ | ✓ | ✓ |
| KEENEY | INJ | INJ | INJ | INJ | INJ | INJ | INJ | INJ | INJ | INJ | INJ | INJ |
| KINNEY | ✓ | ✓ | ✓ | ✓ | ✓ | ✓ | ✓ | ✓ | ✓ | ✓ | ✓ | ✓ |
| KLEMMER | — | — | — | — | — | — | — | — | — | — | — | — |
| KOUGH | S | S | S | S | S | S | S | S | S | S | S | S |
| LAGUDA | S | S | S | S | S | S | S | S | S | S | S | S |
| ● LANDMAN | DNP | ✓ | ✓ | ✓ | ✓ | ✓ | ✓ | ✓ | ✓ | ✓ | ✓ | ✓ |
| LANG | — | — | — | DNP | — | — | — | — | — | — | — | — |
| LAWSON | DNP | — | DNP | — | — | — | — | — | — | — | — | — |
| LEE | DNP | DNP | — | — | — | — | — | — | — | — | — | — |
| LEWIS, D. | S | S | S | S | S | S | S | S | S | S | S | S |
| LEWIS, I. | — | — | — | DNP | — | — | — | — | — | — | — | — |
| LINDSAY | S | S | S | S | S | S | S | S | S | S | S | S |
| LOPEZ | DNP | ✓ | ✓ | ✓ | ✓ | ✓ | ✓ | ✓ | ✓ | ✓ | ✓ | DNP |

| Player | CSU | TXST | UNC | UW | Ucla | UA | OSU | WSU | Cal | ASU | USC | UU |
|--------------|-----|------|-----|-----|-------------------------------|-----|-----|-----|-----|-----|-----|-----|
| LUKELA | — | — | — | — | — | — | — | — | — | — | — | — |
| LYNOTT, Jr. | S | S | S | S | S | S | S | S | S | S | S | S |
| LYTLE, C. | — | — | — | DNP | — | — | — | — | — | — | — | — |
| LYTLE, T. | DNP | DNP | DNP | DNP | DNP | DNP | DNP | DNP | DNP | DNP | DNP | DNP |
| MacINTYRE | S | S | S | INJ | ✓ | ✓ | ✓ | ✓ | ✓ | ✓ | ✓ | ✓ |
| MAGRI | — | — | — | — | — | — | — | — | — | — | — | — |
| ● MARKSBERRY | DNP | DNP | DNP | DNP | DNP | DNP | DNP | DNP | ✓ | — | — | — |
| MATHEWES | ✓ | ✓ | DNP | ✓ | DNP | DNP | DNP | ✓ | — | — | — | — |
| McCARTNEY | S | S | S | S | S | S | S | S | S | S | S | S |
| McGARRY | — | — | — | — | — | — | — | — | — | — | — | — |
| MEEK | DNP | DNP | — | — | — | — | — | — | — | — | — | — |
| MIDDLEMISS | ✓ | ✓ | ✓ | ✓ | ✓ | ✓ | ✓ | ✓ | ✓ | ✓ | ✓ | ✓ |
| MILLER, C. | DNP | DNP | DNP | — | — | — | — | — | — | — | — | — |
| ● MILLER, I. | DNP | ✓ | DNP | ✓ | ✓ | S | S | S | S | S | S | S |
| MOELLER | S | S | S | S | S | S | S | S | S | S | S | S |
| MONTEZ | S | S | S | S | S | S | S | S | S | S | S | S |
| MORAN | — | — | — | — | — | — | — | — | — | — | — | — |
| ● MULUMBA | S | S | S | ✓ | ✓ | S | S | S | S | S | S | S |
| NEWMAN | — | INJ | INJ | INJ | INJ | INJ | INJ | INJ | INJ | INJ | INJ | INJ |
| ● NIXON | ✓ | ✓ | ✓ | ✓ | ✓ | ✓ | ✓ | ✓ | ✓ | ✓ | ✓ | ✓ |
| NOTH | DNP | — | — | — | — | — | — | — | — | — | — | — |
| ● NOYER | DNP | ✓ | DNP | ✓ | DNP | DNP | DNP | ✓ | — | — | — | — |
| OLIVER | S | S | S | S | S | S | S | S | S | S | S | S |
| PAIGE | DNP | — | — | — | — | — | — | — | — | — | — | — |
| ● PATTERSON | ✓ | ✓ | ✓ | ✓ | ✓ | ✓ | ✓ | ✓ | ✓ | DNP | — | — |
| POLLEY | — | DNP | — | — | — | — | — | — | — | — | — | — |
| ● POPLAWSKI | ✓ | ✓ | ✓ | ✓ | DNP | ✓ | DNP | ✓ | — | — | — | — |
| PORTER | DNP | — | DNP | DNP | — | DNP | — | — | — | — | — | — |
| PRICE | ✓ | ✓ | ✓ | ✓ | ✓ | ✓ | ✓ | ✓ | ✓ | ✓ | ✓ | ✓ |
| PURSELL | DNP | DNP | DNP | DNP | DNP | DNP | DNP | DNP | DNP | DNP | DNP | DNP |
| ● RAKESTRAW | DNP | ✓ | ✓ | ✓ | ✓ | ✓ | ✓ | ✓ | ✓ | ✓ | ✓ | ✓ |
| ● ROBERTS | DNP | ✓ | ✓ | DNP | DNP | DNP | DNP | DNP | DNP | DNP | DNP | DNP |
| ROSS | S | S | S | S | S | S | ✓ | S | S | S | S | S |
| RUSSELL | DNP | — | — | — | — | — | — | — | — | — | — | — |
| ● SANDERS | DNP | DNP | ✓ | DNP | DNP | DNP | DNP | DNP | DNP | DNP | DNP | DNP |
| ● SHENAULT | ✓ | ✓ | ✓ | ✓ | ✓ | ✓ | ✓ | ✓ | ✓ | ✓ | ✓ | ✓ |
| SHERMAN | DNP | DNP | DNP | — | — | — | — | — | — | — | — | — |
| SMITH | INJ | INJ | INJ | INJ | INJ | INJ | INJ | INJ | INJ | INJ | INJ | INJ |
| ● SPARACO | ✓ | ✓ | ✓ | ✓ | ✓ | ✓ | ✓ | ✓ | ✓ | ✓ | ✓ | INJ |
| ● STEFANO | ✓ | ✓ | ✓ | ✓ | ✓ | ✓ | ✓ | ✓ | ✓ | ✓ | ✓ | DNP |
| STOLTENBERG | DNP | DNP | INJ | — | — | — | — | — | — | — | — | — |
| TALLEY | ✓ | ✓ | ✓ | ✓ | ✓ | ✓ | ✓ | ✓ | ✓ | ✓ | ✓ | ✓ |
| TONZ | ✓ | ✓ | ✓ | ✓ | ✓ | ✓ | ✓ | ✓ | ✓ | ✓ | ✓ | ✓ |
| TREGO | ✓ | ✓ | ✓ | ✓ | ✓ | ✓ | INJ | INJ | INJ | INJ | INJ | INJ |
| TUJLOMA | ✓ | ✓ | ✓ | ✓ | ✓ | S | INJ | ✓ | ✓ | ✓ | ✓ | ✓ |
| ● UDOFFIA | S | S | S | S | S | S | INJ | INJ | ✓ | — | — | — |
| UMU | SSP | SSP | SSP | SSP | (dismissed from team on 9/26) | | | | | | | |
| VAN DIEST | DNP | DNP | DNP | DNP | — | DNP | — | — | — | — | — | — |
| ● VAUGHN | ✓ | ✓ | ✓ | ✓ | ✓ | ✓ | ✓ | ✓ | ✓ | DNP | — | — |
| WALKER | ✓ | ✓ | INJ | ✓ | INJ | ✓ | ✓ | ✓ | ✓ | ✓ | ✓ | ✓ |
| WELLS | DNP | — | — | — | — | — | — | — | — | — | — | — |
| ● WIGLEY | ✓ | ✓ | ✓ | ✓ | ✓ | S | ✓ | S | S | S | S | S |
| ● WINFREE | ✓ | ✓ | ✓ | ✓ | S | ✓ | ✓ | ✓ | ✓ | ✓ | ✓ | ✓ |
| WORTHINGTON | ✓ | S | S | S | S | S | S | S | S | S | S | S |
| DRESSED | 91 | 83 | 83 | 76 | 70 | 75 | 70 | 70 | 70 | 70 | 70 | 70 |
| PLAYED | 54 | 61 | 60 | 61 | 58 | 57 | 57 | 57 | 57 | 57 | 57 | 57 |

Inactive For 2017: Brown, C.Frazier, Hamilton, J. Jackson, Landwehr, Moretti, Sanchez, Shutack.

EXPERIENCE ANALYSIS

A look at annual fluctuations in the percentage of upperclassmen starting games over the last decade or so at Colorado; in 2012, the Buffaloes started its fewest seniors believed ever (17.8%) and a record number of freshmen (28.0%; 21.6% true frosh). A year-by-year glance at starts by class since 1999:

| Season | G | SR | JR | SO | FR (RS-True) | UpperCl% | Fr-Pct. |
|--------|----|-----|-----|-----|--------------|----------|---------|
| 1999 | 12 | 115 | 42 | 86 | 21 (20- 1) | 59.5 | 8.0 |
| 2000 | 11 | 55 | 116 | 38 | 33 (15-18) | 70.7 | 13.6 |
| 2001 | 13 | 102 | 95 | 83 | 7 (0- 7) | 68.9 | 2.4 |
| 2002 | 14 | 155 | 130 | 14 | 9 (0- 9) | 92.5 | 2.9 |
| 2003 | 12 | 105 | 49 | 78 | 32 (14-18) | 58.3 | 12.1 |
| 2004 | 13 | 72 | 103 | 100 | 11 (0-11) | 61.2 | 3.8 |
| 2005 | 13 | 116 | 112 | 48 | 10 (4- 6) | 79.7 | 3.5 |
| 2006 | 12 | 92 | 84 | 71 | 17 (11- 6) | 66.7 | 6.4 |
| 2007 | 13 | 89 | 106 | 38 | 53 (29-24) | 68.2 | 18.5 |
| 2008 | 12 | 106 | 54 | 63 | 41 (24-17) | 60.6 | 15.5 |

| Season | G | SR | JR | SO | FR (RS-True) | UpperCl% | Fr-Pct. |
|--------|----|-----|-----|----|--------------|----------|---------|
| 2009 | 12 | 57 | 90 | 89 | 28 (24- 4) | 55.7 | 10.6 |
| 2010 | 12 | 82 | 111 | 37 | 34 (22-12) | 73.1 | 12.9 |
| 2011 | 13 | 141 | 55 | 57 | 33 (10-23) | 68.5 | 11.5 |
| 2012 | 12 | 47 | 84 | 59 | 74 (17-57) | 49.6 | 28.0 |
| 2013 | 12 | 70 | 92 | 69 | 33 (2-31) | 61.4 | 12.5 |
| 2014 | 12 | 83 | 50 | 96 | 35 (18-17) | 50.4 | 13.3 |
| 2015 | 13 | 59 | 110 | 86 | 31 (25- 6) | 59.1 | 11.7 |
| 2016 | 14 | 141 | 116 | 27 | 24 (24- 0) | 83.4 | 7.8 |
| 2017 | 8 | 86 | 58 | 27 | 5 (5- 0) | 81.8 | 2.8 |

HEAD COACH MIKE MacINTYRE

Mike MacIntyre is in his fifth season as the head coach of the University of Colorado football program, and his seventh season as a collegiate head coach; he has a **24-35** record at Colorado and is **40-56** as a head coach in NCAA Division I (FBS). The 25th full-time head coach in CU history (27th overall) brought an impressive pedigree with him to Boulder, resuscitating a San Jose State Spartan team from a 1-12 record in 2010 to one that finished 11-2 in 2012 and was nationally ranked. Now a veteran coach of 27 seasons, MacIntyre arrived at San Jose State after two years as the defensive coordinator at Duke University, where he was reunited with head coach **David Cutcliffe** from earlier in his coaching days. Those Blue Devil defenses were among Duke's best statistically over a 20-year span, and in 2009, Duke's five wins were the most in a season by the Blue Devils since 1994. The American Football Coaches Association (AFCA) named him its 2009 FBS Assistant Coach of the Year. Another one of his mentors was the legendary and now Pro Football Hall of Fame coach **Bill Parcells**, and of course, his late father, **George MacIntyre**, coached at Vanderbilt (the 1982 national coach of the year).



| | Overall | Home | Road | Neutral | 2nd Half | Ranked | Unranked | Non-league | League | Bowls |
|-----------------------------------|--------------|--------------|--------------|-------------|--------------|-------------|--------------|--------------|--------------|-------------|
| MacIntyre at Colorado..... | 24-35 | 14-14 | 6-18 | 4-3 | 9-20 | 2-16 | 22-19 | 13- 5 | 11-30 | 0- 1 |
| MacIntyre / Career..... | 40-56 | 23-22 | 13-31 | 4- 3 | 18-29 | 2-23 | 38-33 | 21-13 | 19-43 | 0- 1 |

COLORADO STREAKS: 2-game plus wins, 2-game plus losses: **6, 8**. 3-game plus wins, 3-game plus losses: **3, 7**. 4-game plus wins, 4-game plus losses: **2, 2**. 5-game plus wins, 5-game plus losses: **1, 2**. 6-game plus wins, 6-game plus losses: **1, 1**. Longest winning streak: **6**. Longest losing streak: **9**.

- ◆ MacIntyre, 51, has coached in a total of **352** football games in his career (**96** as a head coach): **193** in NCAA Division I (and another **23** as a grad assistant at Georgia); **82** as a full-time assistant coach in the National Football League; **54** in NCAA Division I-AA (at the time).
- ◆ He became just the second coach at Colorado since 1932 to win his first game at the reins of the Buffaloes (out of 15 coaches), and just the ninth (out of 25) to open with **two** wins. Rick Neuheisel was the last to do both (in 1995).
- ◆ MacIntyre is an '89 graduate of Georgia Tech and is the first Atlantic Coast Conference alum to take over the reins of the CU football program.
- ◆ **MacIntyre On His Roots:** *"I'm the son of a coach. And I received by Ph.D. in coaching from Bill Parcells. I used to sit next to him in staff meetings with the Cowboys. The two most important things I probably learned from him were how to evaluate personnel and how to organize practices."* He says Parcells taught him that quarterbacks learn more in 11-on-11 drills than the standard 7-on-7.
- ◆ He has also been influenced immensely by the late John Wooden (UCLA basketball); he has read all his books numerous times. On his own success: *"It takes a lot of people to be successful, it's never just you. It's everyone around you. The team effort starts before you ever get to the players."*
- ◆ Throughout his coaching career, MacIntyre has crafted an approach to coaching college football that incorporates **"The Four F's"** – Foundation, Family, Future and Football. He believes that if Colorado's student-athletes focus on these 4 F's, it will lead to great things:
Foundation is about becoming a solid person on a daily basis in their daily activities. That includes a commitment to things like self-discipline, perseverance, time management and responsibility;
Family is about being close, caring about each other and being accountable to each other. CU's players have to fully understand how their actions affect their teammates – on the field and in life. They will understand how their actions represent Colorado and their individual legacies;
Future is about putting the necessary energy into their academics; education is their future. Even if our student-athletes go on to play in the NFL for three-to-five years (the average length of a pro career), they need to have an idea about what they want to be the rest of their lives. Football is what they currently do, it's not who they are. Use football to get an education and a better future;
Football is the final F. MacIntyre believes if they have a good foundation, if they're doing the right things, they care about the guys around them and they're doing well academically and know what their future is, when they come to football practice, they are freed up; they'll play better and won't have a lot of baggage.
- ◆ MacIntyre has coached on both sides of the ball, spending four years at Ole Miss (1999-2002) where he started as the wide receivers coach for two seasons and the defensive secondary coach in his final two years. The Rebels posted a 29-19 record in that time with bowl appearances in the 1999 and 2002 Independence Bowls and the 2000 Music City Bowl. The 2001 Rebels ranked fifth nationally in pass defense, allowing just 161.3 yards per game.
- ◆ **The Coin.** MacIntyre always carries the same commemorative coin in his pocket, one his dad received in 1982 as the Bobby Dodd National Coach of the Year. *"I'm the proud son of George MacIntyre,"* he says in referring to his father coaching the Commodores to an 8-4 record that season.
- ◆ **Unique End of Spring.** The coaching staff put the players through one more practice *after* the spring game (in both 2013 and 2014). MacIntyre said it was to go over what they did right and wrong in the game, as well as to teach them how he wanted them to practice on their own in summer workouts.
- ◆ **On players having to be ready at a moment's notice to go into the game:** *"It's the only game in the world where you have 100 guys on the side watching just eleven in the game at any one time. So you're like the dog sitting on the porch. When that rabbit runs by, you've got to be ready to go."*
- ◆ **On playing music at practice:** *"Bill Belichick, Eric Mangini both did it. They believed it enhanced practice in many ways, including maintaining rhythm. It's no different than crowd noise; you're teaching the players to block out distractions, all background noise, yet and at the same time to still hear us."*
- ◆ At Mississippi, among his recruits were quarterback **Eli Manning** and Butkus Award winning linebacker **Patrick Willis**. And along his coaching trail, he has mentored many current and former NFL players including recently retired former Dallas and Cincinnati safety **Roy Williams**, a five-time Pro Bowl player. At Dallas, he also tutored **Terrence Newman**, the former Kansas State cornerback who longtime CU fans certainly remember.
- ◆ Unhappy that he had gained weight since college, slowly adding one or two pounds here and there over the years, he decided to do something about it. In early 2014, he read the book, *Why Diets Fail Us*; he started to eat much healthier, consume one or two nutrition-rich shakes a day (as replacement meals) and increased his workout regimen. The end result was that after six months, he dropped **63** pounds (he now weighs 180, what he did as a collegian).
- ◆ **MacIntyre** is a voter in the *USA Today*/ESPN Coaches poll for third straight year and fourth time overall; coaches are selected by a random draw (he is one of six Pac-12 voters). CU's head coach voted every season from 1987-2009, and the Buffalo coach has now had a vote for the 27 of the last 30 seasons.
- ◆ **CONTRACT.** MacIntyre was officially named CU's 25th full-time head coach on Dec. 10, 2012, and signed a 5-year contract worth just over \$2 million overall (\$250,000 base; \$875,000 radio/TV income, \$875,000 sponsorship income), plus various incentives that add to well over \$1 million. He received a one-year extension through 2018 in February 2014, and in January 2017, he signed a new agreement for five years (through 2021) for \$16.25 million (3.1 for the 2017 season with modest increases each year).

HEAD COACH MIKE MacINTYRE continued

- ♦ A 1989 graduate of Georgia Tech (Business Management), he lettered twice (1987-88) at free safety/punt returner for coach Bobby Ross. Prior to becoming a Yellow Jacket, MacIntyre played two seasons (1984-85) at Vanderbilt for his father, George, the head coach of the Commodores from 1979-85. The elder MacIntyre was the national coach of the year in 1982 when Vandy beat Alabama on its way to an 8-4 record.
- ♦ He earned his Master's degree in Education with an emphasis on Sports Management from the University of Georgia in 1991.

Mike MacIntyre Year-By-Year Coaching Record

| Season | School | Overall | | | | | Pac-12 Conference | | | | | Finish / Conf. |
|------------------------|----------------|-----------|-----------|-------------|-------------|-------------|-------------------|-----------|-------------|-------------|-------------|------------------------|
| | | W | L | Pct. | Pts | Opp | W | L | Pct. | Pts | Opp | |
| 2010 | San Jose State | 1 | 12 | .077 | 209 | 451 | 0 | 8 | .000 | 160 | 295 | 9th/Western Athletic |
| 2011 | San Jose State | 5 | 7 | .417 | 294 | 364 | 3 | 4 | .429 | 193 | 196 | t-4th/Western Athletic |
| 2012 | San Jose State | 10 | 2 | .833 | 423 | 257 | 5 | 1 | .833 | 251 | 156 | t-1st/Western Athletic |
| 2013 | Colorado | 4 | 8 | .333 | 305 | 459 | 1 | 8 | .111 | 183 | 398 | 6th/Pac-12 South |
| 2014 | Colorado | 2 | 10 | .167 | 342 | 468 | 0 | 9 | .000 | 263 | 387 | 6th/Pac-12 South |
| 2015 | Colorado | 4 | 9 | .308 | 320 | 357 | 1 | 8 | .111 | 177 | 291 | 6th/Pac-12 South |
| 2016 | Colorado | 10 | 4 | .714 | 435 | 304 | 8 | 1 | .889 | 289 | 166 | 1st/Pac-12 South |
| 2017 | Colorado | 4 | 4 | .500 | 206 | 197 | 1 | 4 | .200 | 111 | 170 | |
| Colorado Totals | | 24 | 35 | .407 | 1608 | 1785 | 11 | 30 | .268 | 1023 | 1412 | |
| Career Totals | | 40 | 56 | .417 | 2534 | 285 | 19 | 43 | .306 | 1627 | 2059 | |

As a graduate assistant at Georgia (SEC, 2 seasons, 1990-91) 14-9 1 bowl (1-0)
As an assistant at Davidson (1 season, 1992) 5- 5
As an assistant at UT-Martin (OVC, 4 seasons, 1993-96) 17-27
As an assistant at Temple (Big East, 2 seasons, 1997-98) 5-17

As an assistant at Mississippi (SEC, 4 seasons, 1999-2002) 31-20 3 bowls (2-1)
As an assistant at Dallas (NFL, 4 seasons, 2003-06) 34-32 2 playoffs (0-2)
As an assistant at New York Jets (NFL, 1 season, 2007) 4-12
As an assistant at Duke (ACC, 2 seasons, 2008-09) 9-15

COLORADO SUPERLATIVES UNDER MIKE MacINTYRE

The home (listed first) and road/neutral bests in the Mike MacIntyre Era at Colorado (2013-present; *—denotes school record):

MOST FIRST DOWNS

33 Nicholls State Sept. 26, 2015
39 *at California (2ot) Sept. 27, 2014

MOST RUSHING YARDS

390 Massachusetts Sept. 12, 2015
260 on two occasions (CSU, UO 2016)

MOST PASSING YARDS

364 California Nov. 16, 2013
455 at California (2ot) Sept. 27, 2014

MOST OFFENSIVE PLAYS

100 Washington State Nov. 19, 2016
114 at UCLA Oct. 31, 2015

MOST TOTAL OFFENSE

636 Nicholls State Sept. 26, 2015
630 at California (2ot) Sept. 27, 2014

MOST POINTS

56 Idaho State Sept. 10, 2016
56 at California (2ot) Sept. 27, 2014

MOST TIME OF POSSESSION

36:36 Idaho State Sept. 10, 2016
41:05 at UCLA Oct. 31, 2015

LONGEST SCORING DRIVE (TD; Yards)

99 Arizona State Sept. 13, 2014
91 at Southern Cal Oct. 18, 2014

FEWEST FIRST DOWNS ALLOWED

7 on two occasions (ISU, ASU 2016)
12 Colo. St. (Denver) Sept. 2, 2016

FEWEST RUSHING YARDS ALLOWED

25 UCLA Nov. 3, 2016
88 Colo. St. (Denver) Sept. 1, 2017

FEWEST PASSING YARDS ALLOWED

40 Nicholls State Sept. 26, 2015
63 Colo. St. (Denver) Sept. 2, 2016

FEWEST OFFENSIVE PLAYS ALLOWED

55 Idaho State Sept. 10, 2016
57 at UCLA Nov. 2, 2013

LEAST TOTAL OFFENSE ALLOWED

96 Idaho State Sept. 10, 2016
225 Colo. St. (Denver) Sept. 2, 2016

FEWEST POINTS ALLOWED

0 Nicholls State Sept. 26, 2015
3 Colo. St. (Denver) Sept. 1, 2017

MOST TURNOVERS FORCED

4 on two occasions
4 on three occasions (all in 2016)

MIKE MacINTYRE VERSUS THE NATION

| School | W | L | Pts | Opp | School | W | L | Pts | Opp | School | W | L | Pts | Opp |
|---------------------|---|---|-----|-----|---------------------|---|---|-----|-----|-------------------|-----------|-----------|-------------|-------------|
| Alabama | 0 | 1 | 3 | 48 | Louisiana Tech | 1 | 2 | 118 | 126 | Southern Utah | 1 | 0 | 16 | 11 |
| Arizona | 1 | 4 | 162 | 189 | Massachusetts | 2 | 0 | 89 | 52 | Stanford | 1 | 3 | 40 | 124 |
| Arizona State | 1 | 3 | 100 | 156 | Michigan | 0 | 1 | 28 | 45 | Texas-San Antonio | 1 | 0 | 52 | 24 |
| Boise State | 0 | 1 | 0 | 48 | Navy | 2 | 0 | 39 | 24 | Texas State | 2 | 0 | 68 | 23 |
| Brigham Young | 1 | 1 | 36 | 43 | Nevada | 0 | 2 | 27 | 52 | UC-Davis | 1 | 1 | 58 | 27 |
| California | 1 | 1 | 97 | 83 | New Mexico State | 2 | 1 | 108 | 60 | UCLA | 1 | 5 | 151 | 184 |
| Central Arkansas | 1 | 0 | 38 | 24 | Nicholls State | 1 | 0 | 48 | 0 | Utah | 1 | 4 | 95 | 160 |
| Charleston Southern | 1 | 0 | 43 | 10 | Northern Colorado | 1 | 0 | 41 | 21 | Utah State | 0 | 3 | 94 | 121 |
| Colorado State | 6 | 1 | 224 | 143 | Oklahoma State | 0 | 1 | 8 | 38 | Washington | 0 | 4 | 50 | 175 |
| Fresno State | 1 | 1 | 45 | 57 | Oregon | 1 | 3 | 91 | 180 | Washington State | 1 | 2 | 41 | 79 |
| Hawaii | 2 | 2 | 76 | 108 | Oregon State | 3 | 2 | 148 | 132 | Wisconsin | 0 | 1 | 14 | 27 |
| Idaho | 1 | 2 | 94 | 71 | San Diego State | 1 | 0 | 38 | 34 | Totals | 40 | 56 | 2534 | 2857 |
| Idaho State | 1 | 0 | 56 | 7 | Southern California | 0 | 4 | 98 | 151 | | | | | |

MIKE MacINTYRE TEAMS / SITUATIONAL

| Category | W | L | Category | W | L | Category | W | L | Category | W | L |
|---------------------|----|----|-------------------------|----|----|--------------------------|----|----|---------------------------|----|----|
| Overall | 40 | 56 | Ranked Teams (AP) | 2 | 23 | Overtime | 1 | 3 | Sunday | 1 | 0 |
| Home | 23 | 22 | Top 5 (0-0 vs. No. 1) | 0 | 6 | 1 OT | 1 | 1 | Monday | 0 | 0 |
| Road | 13 | 31 | Top 10 | 0 | 9 | 2 OT | 0 | 2 | Tuesday | 0 | 0 |
| Neutral | 4 | 3 | Unranked Teams | 38 | 33 | 3 OT | 0 | 0 | Wednesday | 0 | 0 |
| Bowl Games | 0 | 1 | As A Ranked Team | 4 | 3 | August | 0 | 2 | Thursday | 1 | 2 |
| Day Games | 23 | 25 | Pac-12 Conference Games | 11 | 30 | September | 19 | 13 | Friday | 3 | 4 |
| Night Games | 17 | 31 | Home | 6 | 14 | October | 10 | 21 | Saturday | 35 | 50 |
| Shutouts | 2 | 2 | Road | 5 | 16 | November | 11 | 17 | Eastern Time Zone | 2 | 1 |
| Scoring 50+ Points | 3 | 1 | Non-Conference | 21 | 13 | December | 0 | 3 | Central Time Zone | 1 | 4 |
| Scoring 20+ Points | 35 | 28 | At Colorado | 13 | 5 | January | 0 | 0 | Mountain Time Zone | 22 | 25 |
| Scoring <20 Points | 5 | 28 | 7-Point Games Or Closer | 14 | 21 | In the state of Colorado | 19 | 25 | Pacific Time Zone | 15 | 24 |
| Allowing <20 Points | 19 | 2 | At Colorado | 7 | 12 | In Denver | 4 | 1 | Hawaii-Aleutian Time Zone | 0 | 2 |

MacINTYRE / POINT DIFFERENTIAL AT COLORADO

| Margin | 1 | 2 | 3 | 4 | 5 | 6 | 7 | 8 | 9 | 10 | 11 | 12 | 13 | 14 | 15 | 16 | 17 | 18 | 20 | 22 | 24 | 25 | 27 | 28 | 30 | 31 | 32 | 32 | 34 | 37 | 41 | 48 | 49 | 52 | Total |
|--------|---|---|---|---|---|---|---|---|---|----|----|----|----|----|----|----|----|----|----|----|----|----|----|----|----|----|----|----|----|----|----|----|----|----|-------|
| Won | 0 | 0 | 4 | 1 | 2 | 0 | 0 | 0 | 1 | 1 | 0 | 0 | 0 | 4 | 0 | 0 | 1 | 0 | 1 | 0 | 1 | 1 | 0 | 0 | 0 | 0 | 0 | 1 | 2 | 1 | 1 | 1 | 1 | 0 | — 24 |
| Lost | 0 | 0 | 4 | 4 | 1 | 1 | 2 | 1 | 0 | 0 | 0 | 0 | 0 | 2 | 1 | 0 | 2 | 2 | 0 | 1 | 2 | 1 | 2 | 2 | 1 | 1 | 1 | 0 | 1 | 0 | 2 | 0 | 0 | 1 | — 35 |

MACINTYRE 2016 CONSENSUS COACH OF THE YEAR

The avalanche of honors all started late last November when **Mike MacIntyre** was named the Pac-12 Conference Coach of the Year, CU's first as a member of the league it joined in 2011, and the first since **Gary Barnett** won it for the Big 12 in 2004. Then the National Coach of the Year awards started to roll in, and when all was said and done, he captured eight of the 10 earning the honor from: the *Associated Press*, Walter Camp, Bobby Dodd, ESPN/Home Depot, FWAA/Eddie Robinson, American Football Coaches Association (AFCA), SB Nation and Scout.com; he was as well a finalist for the other two, the Bear Bryant and Maxwell Club awards. He also earned the AFCA Region 5 Coach of the Year honor and the group's inaugural Comeback Coach of the Year Award. The Colorado Sports Hall of Fame presented him with its "King of the Hill" honor for all sports within the state for 2016. MacIntyre joined **Bill McCartney** as CU's only national coaches of the year, as "Mac I" was the unanimous selection for the 1989 season.

WHAT THEY'VE SAID ABOUT MIKE MACINTYRE

ELI MANNING, New York Giants Quarterback

MacIntyre recruited Manning to Mississippi while on the Rebels' staff.

"As good a coach as Mike MacIntyre is, he is an even better person. He recruited me to Ole Miss with a little help from my mother and father, and I was fortunate enough to work with him on both sides of the ball. He coached our wide receivers my freshman year, so I worked closely with him on our passing game, and then for the next two years I got to throw against his secondary every day in practice when he coached the defensive backs, which was invaluable in my preparation. He's a great coach and a great recruiter, and he will not be outworked."

PATRICK WILLIS, San Francisco 49ers Linebacker

MacIntyre recruited Willis to Mississippi while on the Rebels' staff.

"Coach MacIntyre is a great guy, a guy who knows how to recruit. A guy who knows how to get guys to play, get guys on one accord. He proved that at San Jose State this year, leading them to a great season. I'm really happy for him and I wish him the best of luck at Colorado."

DUKE IHENACHO, Denver Broncos

MacIntyre coached Ihenacho at San Jose State

"That's my guy, Coach Mac. CU has a good coach. They have a very passionate coach obviously. I think they got somebody that cares for the players and cares about the

program. I can't say [anything] but nice things and great things about Coach Mac because I played under him and he benefitted me. Coach Mac is a great guy and he is going to get that program on the right track."

MARV SUNDERLAND, Tennessee Titans Scout

MacIntyre worked Sunderland when both were with the New York Jets

"He's highly organized, a very good teacher, and a disciplinarian, but not in a nasty way, he commands it through respect. He's a very people-oriented type of person who will be a great recruiter for the University of Colorado. This man is a class guy."

DAVID CUTCLIFFE, Duke Head Football Coach

MacIntyre worked for Cutcliffe at both Mississippi and Duke.

"Congratulations to Coach MacIntyre and his family – the University of Colorado has hired an excellent coach and an even finer man. Obviously our history together runs deep, and I couldn't be happier for him, Trisha and their children. Plain and simple, Coach MacIntyre knows how to coach the game of football. It's in his blood. He understands the importance of the well-rounded student-athlete as well as the football program's place in the community. His success in three years at San Jose State is well-documented and his work as an assistant coach on both the collegiate and professional levels speaks for itself. But on top of all of his coaching excellence – and there is a great deal of that – Coach MacIntyre is a tremendous person."

THE CLASS OF '13

Ahead of the 2013 season, 31 programs including Colorado hired new head coaches, 14 of whom (denoted by an *) were first-time head coaches on the collegiate level. Here's a look at the remaining 15 coaches that make up the "class of 2013" and their records through games of October 14:

| Coach, School (2017 record) | W | L | Pct. |
|---|-----------|-----------|-------------|
| Gus Malzahn, Auburn (6-2) | 41 | 19 | .683 |
| *Rod Carey, Northern Illinois (5-2) | 40 | 21 | .656 |
| Skip Holtz, Louisiana Tech (3-4) | 35 | 26 | .574 |
| Butch Jones, Tennessee (3-4) | 33 | 25 | .569 |
| Dave Doeren, N.C. State (6-1) | 31 | 27 | .534 |
| Matt Wells, Utah State (4-4) | 32 | 29 | .525 |
| Steve Addazio, Boston College (4-4) | 28 | 31 | .475 |
| *Kliff Kingsbury, Texas Tech (4-3) | 27 | 30 | .474 |
| Bret Bielema, Arkansas (2-5) | 27 | 31 | .466 |
| *Mark Stoops, Kentucky (5-2) | 24 | 32 | .429 |
| Mike MacIntyre, Colorado (4-4) | 24 | 35 | .407 |
| *Paul Petrino, Idaho (2-5) | 17 | 38 | .309 |
| *Paul Haynes, Kent State (2-6) | 14 | 41 | .255 |
| Doug Martin, New Mexico State (3-4) | 13 | 42 | .236 |

No longer with school (resigned/fired/hired elsewhere):

| Coach, School | W | L | Pct. |
|---|----------|----------|----------------|
| Gary Anderson, Wisconsin | 19 | 7 | .731 |
| *Mark Helfrich, Oregon | 37 | 16.698 | Bobby Petrino, |
| Western Kentucky | 8 | 4 | .667 |
| *Bryan Harsin, Arkansas State | 7 | 5 | .583 |
| *P.J. Fleck, Western Michigan | 30 | 22 | .577 |
| Tommy Tuberville, Cincinnati | 30 | 22 | .577 |
| *Matt Rhule, Temple | 28 | 23 | .549 |
| Willie Taggart, South Florida | 24 | 25 | .490 |
| *Brian Polian, Nevada | 23 | 27 | .460 |
| Rob Caragher, San Jose State | 19 | 30 | .388 |
| Sonny Dykes, California | 19 | 30 | .388 |
| *Scott Shafer, Syracuse | 14 | 23 | .378 |
| *Todd Monken, Southern Miss | 13 | 25 | .342 |
| *Sean Kugler, Texas-El Paso (0-5 in 2017) ... | 18 | 36 | .333 |
| Ron Turner, Florida International | 10 | 30 | .250 |
| Darrell Hazell, Purdue | 9 | 33 | .214 |
| Trent Miles, Georgia State | 9 | 38 | .191 |

COACHES ON GAME DAY

The coaching staff, as always, is split between the sidelines and the press box. Head coach **Mike MacIntyre** wears a headset on the sideline; other full-time assistants on the sideline are defensive coordinator **D.J. Eliot**, defensive line coach **Jim Jeffcoat**, secondary coach **ShaDon Brown**, co-offensive coordinator and receivers coach **Darrin Chiaverini**, offensive line coach **Klayton Adams** and running backs coach **Darian Hagan**. In the coaches booth are co-offensive coordinator **Brian Lindgren**, tight ends/H-backs coach **Gary Bernardi** and inside linebackers coach **Ross Els**. Three of the four graduate assistants are also in the press box: **John Hughes** and **Peter Tuitupou** (offense) and **Chidera Uzo-Diribe** (defense); **Matt Daniels** is on the field. Colorado signals in plays when not brought in by substituting players on offense (signal on defense).

HEAD COACHING FATHERS AND THEIR PLAYER SONS

There have been **89** known players in Division I-A (FBS) history who have played for their head-coaching fathers in college, including **three** active pairings, according to a survey of I-A sports information departments. The count includes CU head coach **Mike MacIntyre** and his oldest son, **Jay**; Colorado is one of a handful of schools to have it happen twice, as **Dan Hawkins** had son Cody on his CU teams from 2007-10.

Perhaps the most famous and best head coach father and son tandem in NCAA history is **Jim and Kevin Sweeney** at Fresno State. Kevin played for his father from 1982-86, when he became the first player in NCAA history to throw for 10,000 career passing yards (Jim was FSU's head coach for 19 years, retiring No. 17 on the all-time win list with 200 in his 32-year coaching career).

Note: Marshall had a famous combo when it was a I-AA powerhouse just before moving up to I-A, **Todd Donnan** started at QB for his father, **Jim**, in 1993-94.

A FIRST? We polled the nation on two occasions, and no other instance has yet to turn up where a head coach had his father as a head coach in college and then had a son on a team that he is the head coach. But that appears to be the case with **Mike MacIntyre**, who was coached by his father **George** at Vanderbilt in 1984-85 and is now coaching his son, **Jay**, a junior at Colorado.

There are currently **nine** schools where a player is playing for his head coach father, and in one case, two sons are (Iowa State). Here's a look at the all-time list of known head coaching father-player son pairings at the same school (#—denotes active in 2017):

| School | Head Coach | Son (Position) | Years | School | Head Coach | Son (Position) | Years |
|----------------------------|-----------------------|-------------------|---------------------|--|-------------------------|---------------------|----------------|
| Alabama-Birmingham | Watson Brown | *Steven (WR) | 2005-06 | Miami, Fla. | Randy Shannon | Xavier (C) | 2008 |
| #Alabama-Birmingham | Bill Clark | Jacob (LS) | 2017 | Michigan | Lloyd Carr | Jason (QB) | 1994-95 |
| #Arizona | Rich Rodriguez | Rhett (QB) | 2017 | #Middle Tennessee | Rick Stockstill | Brent (QB) | 2014-present |
| Arizona State | Frank Kush | *Danny (PK) | 1973-76 | Minnesota | Joe Salem | *Tim (QB) | 1980-82 |
| Arizona State | Larry Marmie | Larry Jr. (DB) | 1989-91 | Minnesota | Tim Brewster | Clint (QB) | 2007 |
| Arkansas | Bobby Petrino | Bobby (WR) | 2009 | Mississippi State | Bob Tyler | Breck (WR) | 1977-78 |
| Arkansas | Bobby Petrino | Nick (QB) | 2008-09 | North Texas | Todd Dodge | *Riley (QB) | 2008-10 |
| Army | Earl "Red" Blaik | *Robert (QB) | 1949-50 | Notre Dame | Ara Parseghian | Mike (RB) | 1971-74 |
| Army | Rich Ellerson | *Andrew (LS) | 2011-13 | Notre Dame | Lou Holtz | Skip (WR) | 1986 |
| Ball State | Bill Lynch | Billy (WR) | 1998-01 | Ohio | Cleve Bryant | *Rodney (QB) | 1989-90 |
| Ball State | Bill Lynch | Joey (QB) | 2002 | Oklahoma State | Bob Simmons | Nathan (RB) | 1996-99 |
| Baylor | Bill Beal | *Phil (S) | 1970-71 | #Old Dominion | Bobby Wilder | Derek (LB) | 2015-present |
| Boston College | Steve Addazio | Louie (TE) | 2012-15 | Oregon | Jim Aiken | *James Jr. (RB) | 1948 |
| BYU | LaVell Edwards | *Jimmy (WR) | 1981, 84-86 | Oregon | Rich Brooks | Brady (FS) | 1988-89 |
| California | Jeff Tedford | Quinn (WR) | 2008-09 | Oregon | Mike Bellotti | Luke (PK) | 2003-07 |
| Chicago, U of. | Amos Alonzo Stagg | Amos Alonzo Jr. | 1922 | Penn State | Joe Paterno | Jay (QB) | 1986-89 |
| #Clemson | Dabo Swinney | Will (WR) | 2017 | San Diego State | Tom Craft | Kevin (QB) | 2005 |
| Colorado | Dan Hawkins | *Cody (QB) | 2006-10 | South Carolina | Steve Spurrier | Scott (WR) | 2006-09 |
| #Colorado | Mike MacIntyre | *Jay (WR) | 2014-present | SMU | Rusty Russell | *H.N. (QB) | 1950-51 |
| Colorado State | Harry Hughes | William | 1935, 37 | SMU | Phil Bennett | *Sam (LS) | 2006-07 |
| Florida | Doug Dickey | Don (DB) | 1975-76 | Southern Miss | Jim Carmody | Steve (C) | 1982-83 |
| Florida State | Bobby Bowden | Jeff (WR) | 1981-82 | Southern Miss | Jim Carmody | Keith (DT) | 1985-86 |
| Fresno State | Jim Sweeney | *Kevin (QB) | 1982-86 | #TCU | Gary Patterson | Blake (LB) | 2017 |
| Fresno State | Pat Hill | Zak (SS) | 2007-09 | Tennessee | Robert Neyland | Bob, Jr. (HB) | 1952 |
| Houston | Art Briles | Kendal (WR/QB) | 2004-05 | Tennessee | Butch Jones | Alex (K) | 2015-16 |
| Illinois | Mike White | Chris (PK) | 1983-85 | Texas | Fred Akers | Danny (QB) | 1983-85 |
| Indiana | Lee Corso | *Steve (SE) | 1979-80 | Tulsa | Glen Dobbs | Glenn III (QB) | 1963-67 |
| Iowa | Bob Commings | *Bobby Jr. (QB) | 1977-78 | Tulsa | Glen Dobbs | Johnny (QB) | 1966-68 |
| Iowa | Kirk Ferentz | *Brian (OL) | 2002-05 | Tulsa | John Cooper | John, Jr. (DB) | 1981-84 |
| Iowa | Kirk Ferentz | James (C) | 2009-12 | #Tulsa | Phillip Montgomery | Cannon (WR) | 2017 |
| Iowa | Kirk Ferentz | Steve (OL) | 2012-16 | USC | John McKay | *John, Jr. (WR) | 1972-74 |
| Iowa State | Jim Criner | Mark (LB) | 1986 | USC | Larry Smith | Corby (QB) | 1992 |
| Iowa State | Paul Rhoads | Jake (WR) | 2013-15 | Utah | Kyle Whittingham | Tyler (DB/ST) | 2010-11 |
| Iowa State | Paul Rhoads | Wyatt (WR) | 2015 | #Utah | Kyle Whittingham | Alex (LS) | 2014-present |
| Kansas State | Jim Dickey | *Darrell (QB) | 1979-82 | Utah State | Gary Andersen | Keegan (TE) | 2010-12 |
| Kansas State | Bill Snyder | *Sean (P) | 1991-92 | Vanderbilt | George MacIntyre | *Mike (DB) | 1984-85 |
| Kentucky | Hal Mumme | Matt (QB) | 1997-98 | Virginia Tech | Frank Beamer | *Shane (LS/WR) | 1996-99 |
| Louisiana Tech/Mississippi | %Billy Brewer | Brett (P) | 1980-84 | Wake Forest | Jim Caldwell | Jimmy Caldwell (WR) | 1999 |
| Louisiana-Lafayette | Rickey Bustle | Brad (OG) | 2006-09 | Washington State | Mike Price | *Aaron (PK) | 1991-93 |
| Louisiana-Lafayette | Mark Hudspeth | Gunner (QB) | 2015-16 | West Virginia | Bobby Bowden | *Tommy (WR) | 1973-75 |
| Louisiana-Monroe | Pat Collins | *Mike (C) | 1981-82 | West Virginia | Bobby Bowden | Terry (RB) | 1975 |
| Maryland | Jerry Claiborne | Jonathan (S) | 1975-77 | Western Michigan | Bill Cubit | *Ryan (QB) | 2003-06 |
| Massachusetts | Mark Whipple | Austin (QB) | 2014-16 | Wisconsin | Gary Andersen | Chasen (LB) | 2014 |
| Memphis | Rip Scherer | Scott (QB) | 1998-00 | *—denotes started/first-team (at some point when father was head coach at the time; in some cases, they became the starter after the father moved on). | | | |
| Memphis | Tommy West | Turner (WR) | 2006-09 | %—The elder Brewer moved on to Mississippi in 1983 and son followed. | | | |
| Miami, Fla. | Dennis Erickson | Bryce (QB) | 1993 | | | | |



MacIntyre "Row" — Jay, Mike & George

While this is the second time that CU has had the head coach father-player son active combo, the Buffaloes have seen it against them in the past. Iowa State (**Criners**), Kansas State (**Dickeys, Snyders**), Oklahoma State (**Simmons**) and perhaps one of the most famous father-son duos, **Lee** and **Steve Corso** at Indiana. When confirming with Lee, he was pretty proud that Steve caught the game winning TD in a 36-30 win against Kentucky his senior year, and reminded us that he had two pretty good games against Colorado (5 catches for 87 yards in a 17-16 CU win in 1979, and 3-for-38 in a 49-7 Indiana win in 1980).

2017 COACHING CHANGES

There are four new members of CU's coaching staff: **D.J. Eliot**, defensive coordinator/outside linebackers (replaces Jim Leavitt, who coached all the LBs); **ShaDon Brown** (secondary, replaces Charles Clark and Joe Tumpkin, who coached the corners and safeties, respectively); and **Ross Els** (outside linebackers). In addition, **Matt Daniels** joined as an offensive graduate assistant, replacing Corey Edsall, who took a full-time position at Connecticut coaching tight ends under his father.

➔ The CU staff has remained intact twice since **Bill McCartney's** 1988 and 1989 teams, in 2011-12 (under **Jon Embree**) and 2013-14 (under MacIntyre).

FIFTH YEAR USUALLY A WINNER

MacIntyre is now the 10th coach in CU history (out of 25 full-time) who is coaching the team for a fifth consecutive season; he became the eighth of the 11 to lead CU to a winning season in their fourth year. He matched the 1985 Buffaloes under Bill McCartney for the most dramatic fourth-year by a coach in the program; both teams had a +5½ game improvement over the previous year and both ended long bowl droughts. The 1985 team went 7-5 after the previous six CU teams went 7-25-1. The 2016 Buffs went 10-4, matching the team's win total over the previous three years (10-27), and went 8-1 in league play (CU was 7-46 the previous six years). A look at Colorado's 10 coaches who coached the Buffs at least five straight years:

| Head Coach | Inaugural Season | 1st Yr Record | 2nd Yr Record | 3rd Yr Record | 4th Yr Record | 5th Yr Record | Notes |
|----------------------|------------------|---------------|---------------|---------------|---------------|---------------|---|
| Fred Folsom..... | 1895 | 5-1 | 5-0 | 7-1 | 4-4 | 7-2 | Folsom would have a second run of four-plus straight years (1908-15) |
| Myron Witham..... | 1920 | 4-1-2 | 4-1-1 | 4-4 | 9-0 | 8-1-1 | Two-year record of 17-1-1 remains best in school history (next best: 22-2-1 in 1989-90) |
| Bunny Oakes | 1935 | 5-4 | 4-3 | 8-1 | 3-4-1 | 5-3 | After an 0-3 start, Buffs rebound to win five in a row to close season |
| Dal Ward | 1948 | 3-6 | 3-7 | 5-4-1 | 7-3 | 6-2-2 | The game of this year was a 21-21 tie with No. 4 Oklahoma; OU's only blemish in league play over 11 seasons |
| Eddie Crowder | 1963 | 2-8 | 2-8 | 6-2-2 | 7-3 | 9-2 | Colorado zooms to No. 3 in the nation after 5-0 start; win second bowl game in program history |
| Bill Mallory | 1974 | 5-6 | 9-3 | 8-4 | 7-3-1 | 6-5 | Buffs ascend to No. 13 ranking nationally with 5-0 start (for second straight year), but drop five of six |
| Bill McCartney | 1982 | 2-8-1 | 4-7 | 1-10 | 7-5 | 6-6 | After opening 0-4 (three losses by eight points), Buffs rally to finish 6-1 in Big 8 (with win over No. 3 NU) |
| Gary Barnett | 1999 | 7-5 | 3-8 | 10-3 | 9-5 | 5-7 | Buffs would rebound to win the Big 12 North Division in his sixth and seventh years |
| Dan Hawkins | 2006 | 2-10 | 6-7 | 5-7 | 3-9 | 3-6 | He was relieved of head coaching duties with three games remaining in season |
| Mike MacIntyre | 2013 | 4-8 | 2-10 | 4-9 | 10-4 | 4-4 | His '16 Buffs were the third team in CU history to post a winning record in Year 4 after a sub-.500 Year 3 |

FOLLOW UP: THE YEAR AFTER WINNING NATIONAL COACH OF THE YEAR HONORS

Looking at the eight previous national coaches of the year, they all came back with strong years to follow up their award-winning campaigns (combining to win an average of 11 games the year after being named coach of the year; five finished ranked inside the top 10 and two won national championships):

| Year | Coach, School | Next Year Record | AP Final Ranking | Year | Coach, School | Next Year Record | AP Final Ranking |
|------|--------------------------|------------------|-------------------------|------|---------------------|------------------|--------------------------|
| 2016 | Mike MacIntyre, Colorado | TBD | TBD | 2011 | Les Miles, LSU | 10-3 | No. 14 |
| 2015 | Dabo Swinney, Clemson | 14-1 | No. 1 (Nat'l Champions) | 2010 | Chip Kelly, Oregon | 12-2 | No. 4 (Pac-12 Champions) |
| 2014 | Gary Patterson, TCU | 11-2 | No. 7 | 2009 | Gary Patterson, TCU | 13-0 | No. 2 |
| 2013 | Gus Malzahn, Auburn | 8-5 | No. 19 | 2008 | Nick Saban, Alabama | 14-0 | No. 1 (Nat'l Champions) |
| 2012 | Brian Kelly, Notre Dame | 9-4 | No. 20 | | | | |

JEFFCOAT ON PAC-12 ALL-CENTURY TEAM

Two CU assistant coaches earned finalist status for the Pac-12 All-Century team announced in 2015, with defensive line coach **Jim Jeffcoat** named to the final team as one of five defensive ends for accomplishments at Arizona State as a player. Jeffcoat recorded 102.5 quarterback sacks in his 15-year career in the National Football League (with Dallas and Buffalo), a number that still ranks 26th all-time in the NFL, which was 10th at the time he retired (though he might enjoy talking about his two career interceptions which he returned 65 and 26 yards, respectively, and both for touchdowns).

BUFF ALUMNI IN THE FBS COACHING RANKS: Brad Bedell ('99), OL, Arkansas State; Ronnie Bradford ('92), DB, USC; Jason Burianek ('02), HC, Missouri Baptist; Cedric Cormier ('01), WR, UNLV; Rich Fisher ('92), WR, Nebraska; David Gibbs ('90), DC, Houston; Chris Naeole ('96), Interim HC/OL, Hawaii; Anthony Perkins ('11), CB, Ohio; Rod Perry ('75), DB, Oregon State; Pete Shinnick ('86), HC, West Florida; Steve Stripling ('76), Assoc. HC/DL, Tennessee; Ryan Walters ('08), DB, Missouri. **IN THE FCS:** Brian Cabral, AHC/DC ('78), Indiana State; Paul Creighton ('03), UC Davis, TE; Ty Gregorak ('99), DC/LB, Montana; Parker Orms ('13), GA/CB, West Georgia; Anthony Perkins ('11), DB, Indiana State; Jeff Smart ('09), LB, Penn. **AND DOWN I-25 AT CSU-PUEBLO:** Donnell Leomiti ('95), DB.

FBS PROGRAMS WITH MOST CURRENT STUDENT-ATHLETES WHOSE FATHERS ALSO PLAYED AT THE SAME SCHOOL: Clemson 9, Michigan 9, Iowa 8, BYU 7, Georgia Tech 7, Florida State 6, Hawaii 6, Virginia 6, Texas 5, Colorado 4, West Virginia 4.

2017 COLORADO FOOTBALL STAFF

| | | | |
|--|---|--|---|
| Head Coach | Mike MacIntyre (<i>Georgia Tech '89</i>) | Director of Recruiting | Adam Toyama (<i>Hawaii '04</i>) |
| Co-Offensive Coordinator / Quarterbacks | Brian Lindgren (<i>Idaho '04</i>) | Director of Player Personnel | Brad Forsyth (<i>Illinois Wesleyan '90</i>) |
| Co-Offensive Coordinator / Receivers | Darrin Chiaverini (<i>Colorado '99</i>) | Director of Quality Control/Offense | Daniel Da Prato (<i>UL-Monroe '03</i>) |
| Offensive Line | Klayton Adams (<i>Boise State '05</i>) | Director of Quality Control/Defense | Nate Taye (<i>San Jose State '13</i>) |
| Running Backs | Darian Hagan (<i>Colorado '96</i>) | Director of Quality Control/Special Teams | Matt Thompson (<i>Fort Lewis '05</i>) |
| Tight Ends / H-Backs | Gary Bernardi (<i>Cal State-Northridge '76</i>) | Director of Football Academics | Katie Bason (<i>Wake Forest '05</i>) |
| Defensive Coordinator / O-Linebackers | D.J. Eliot (<i>Wyoming '99</i>) | Operations & Recruiting Assistant | Scott Unrein (<i>Colorado '11</i>) |
| Defensive Line | Jim Jeffcoat (<i>Arizona State '82</i>) | Intern | Erik Aunese (<i>Colorado Mesa '16</i>) |
| Secondary | ShaDon Brown (<i>Campbellsville '02</i>) | Intern | Cory Hall (<i>Colorado '16</i>) |
| Inside Linebackers | Ross Els (<i>Nebraska-Omaha '88</i>) | Intern | Bruce Jones (<i>Texas Tech '15</i>) |
| Offensive Graduate Assistant | Peter Tuitupou (<i>San Jose State '13</i>) | Intern | Mike Slife |
| Offensive Graduate Assistant | John Hughes (<i>Humboldt State '12</i>) | Director of Strength & Conditioning | Drew Wilson (<i>King's College '00</i>) |
| Defensive Graduate Assistant | Matt Daniels (<i>Duke '12</i>) | Asst. Strength & Conditioning Coach | Terrance Motley (<i>BYU '15</i>) |
| Defensive Graduate Assistant | Chidera Uzo-Diribe (<i>Colorado '14</i>) | Asst. Strength & Conditioning Coach | Justin Geyer (<i>Mt. St. Joseph '10</i>) |
| Director of Football Operations | Bryan McGinnis (<i>San Jose State '07</i>) | Asst. Strength & Conditioning Coach | Jeremy Layport (<i>Cal Lutheran '02</i>) |

THE RISE ... FROM FOUR OR FEWER TO 10 OR MORE

Taking a look at the current landscape of the so-called Power-5 conferences (Atlantic Coast, Big 12, Big Ten, Pac-12 and Southeastern) and examining the history of those teams, CU's turnaround in 2016 is up there with some of the all-time finest among college football's "big boys." The Buffaloes became the ninth team among the Power-5 schools since 1972 to win 10 or more games after finishing the previous season with four or fewer wins (1972 was the year freshmen became eligible to play in NCAA Division I football, thus defining the modern era). *(CU was just the 30th team to go from four to nine wins.)* Here's a look at those current power-5 programs with the largest turnarounds since 1972 (conference listed after school name is the one it belonged to at the time).

Power-5 Programs Jumping from Four or Fewer Wins to 10 or More Wins in Just One Season

| School | Improvement | | Previous Season | | Next Season | | School | Improvement | | Previous Season | | Next Season | |
|----------------------|-------------|------|-----------------|------|-------------|------|---------------------------|-------------|------|-----------------|------|-------------|------|
| | Overall | Wins | Record | Year | Record | Year | | Overall | Wins | Record | Year | Record | Year |
| Auburn (SEC) | + 8 | + 9 | 3-9 | 2012 | 12-2 | 2013 | Northwestern (Big Ten) | + 6 | + 7 | 3-7-1 | 1994 | 10-2 | 1995 |
| TCU (Big 12) | + 7½ | + 8 | 4-8 | 2013 | 12-1 | 2014 | Wake Forest (ACC) | + 5½ | + 7 | 4-7 | 2005 | 11-3 | 2006 |
| Penn State (Big Ten) | + 6½ | + 7 | 4-7 | 2004 | 11-1 | 2005 | Washington State (Pac-10) | + 5½ | + 6 | 4-7 | 2000 | 10-2 | 2001 |
| Colorado (Pac-12) | + 6 | + 6 | 4-9 | 2015 | 10-4 | 2016 | Arkansas (SEC) | + 4½ | + 6 | 4-7 | 2005 | 10-4 | 2006 |
| Colorado (Big 12) | + 6 | + 7 | 3-8 | 2000 | 10-3 | 2001 | | | | | | | |

MOST IMPROVED TEAMS ALL-TIME IN PAC-12 LEAGUE PLAY

Colorado completed the single biggest improvements in league record from one year to the next in the history of the Pac-12 Conference with its 27-22 win over Utah. Finishing at 8-1 in league play, that was a reversal from a 1-8 mark in 2015, or a difference of seven games. While those inside the CU program thought it could be done, after going 5-40 in Pac-12 play from 2011 through 2015, CU was picked to finish last in the South Division in the 2016 preseason media poll.

In Pac-12 history, there are just two instances where a school won seven or more games in league play than it did the season before, with Colorado joining the 1940 Stanford team as the only ones to accomplish the feat. Stanford's 6½-game improvement that year had been the best from one year to the next, with three others improving by five games; but at +7, this year's Buffaloes became the league's all-time most improved team. A closer look:

ALL-TIME BIGGEST OVERALL IMPROVEMENT IN PAC-12 CONFERENCE PLAY FROM ONE YEAR TO THE NEXT

| School | Improvement | | Previous Season | | Next Season | | School | Improvement | | Previous Season | | Next Season | |
|-------------|-------------|------|-----------------|------|-------------|------|------------|-------------|------|-----------------|------|-------------|------|
| | Overall | Wins | Record | Year | Record | Year | | Overall | Wins | Record | Year | Record | Year |
| *Colorado | + 7 | + 7 | 1-8 | 2015 | 8-1 | 2016 | Stanford | + 5 | + 5 | 2-6 | 1998 | 7-1 | 1999 |
| *Stanford | + 6½ | + 7 | 0-6-1 | 1939 | 7-0 | 1940 | UCLA | + 4 | + 5 | 2-3 | 1945 | 7-0 | 1946 |
| *California | + 5 | + 5 | 1-6 | 1957 | 6-1 | 1958 | Washington | + 4 | + 5 | 1-5-1 | 1951 | 6-2 | 1952 |
| Oregon | + 5 | + 5 | 2-6 | 1993 | 7-1 | 1994 | | | | | | | |

***—LAST TO FIRST:** Colorado is technically the first AND fourth team to go from "worst to first" in Pac-12 history. The Stanford and Cal teams did it, along with the '59 Washington team that was 1-6 in 1958 but went 3-1 in 1959 (the year Oregon, Oregon State and Washington State left the conference for up to five seasons). But in all three cases, Idaho was a member of the league those years but always played an abbreviated schedule (finishing 0-3 all three times).

MOST IMPROVED FBS TEAMS IN 2016

There have now been three seasons in school history where CU finished as or tied as the nation's most improved team. In one of the more dramatic turnarounds in NCAA history, CU went from 1-10 in 1984 to 7-5 in 1985, a 5½-game improvement, after the Buffs switched from a pro passing attack to the wishbone on offense. Then in 2001, Colorado improved six games, finishing 10-3 after going 3-8 the year before; in fact, CU just missed playing in the BCS Championship game by .05 of a point. This year, CU tied for the biggest jump over its 2015 record with five other schools; the Buffs also debuted as No. 15 in the first College Football Playoff Poll of the season, one of only two teams (with Nebraska) that had losing seasons in 2015. The most improved teams in 2016:

| School | 2015 | 2016 | Diff. | School | 2015 | 2016 | Diff. | School | 2015 | 2016 | Diff. |
|------------------|------|------|-------|--------------|------|------|-------|---------|------|------|-------|
| Colorado | 4-9 | 10-4 | + 5½ | Troy | 4-8 | 10-3 | + 5½ | Wyoming | 2-10 | 8-6 | + 5 |
| UCF | 0-12 | 6-7 | + 5½ | Army | 2-10 | 8-5 | + 5½ | | | | |
| Eastern Michigan | 1-11 | 7-6 | + 5½ | Georgia Tech | 3-9 | 9-4 | + 5½ | | | | |

TRENDING ...

Here's a look at the improvement that CU has made from the season prior to Mike MacIntyre's hiring at Colorado (2012) and the present in some rather unique categories (does not include the Alamo Bowl):

| Category | 2016 | 2015 | 2014 | 2013 | 2012 | Category | 2016 | 2015 | 2014 | 2013 | 2012 |
|---------------------------------|------|------|------|------|------|--------------------------------|-------|-------|-------|-------|-------|
| Snap per TD/Offense | 20.7 | 28.0 | 23.7 | 26.8 | 30.7 | Average To Go/Third Down | 6.3 | 7.1 | 6.5 | 7.1 | 7.5 |
| Snap per TD/Defense | 33.7 | 22.0 | 15.1 | 16.8 | 12.3 | Red Zone Offense | 51-57 | 39-53 | 40-45 | 26-32 | 26-33 |
| Opening Drive/Points Scored | 49 | 24 | 24 | 17 | 14 | Red Zone Defense | 31-41 | 39-44 | 47-52 | 51-62 | 53-57 |
| Opening Drive/Points Allowed | 7 | 42 | 27 | 34 | 35 | TD Drives 60+ Yards | 38 | 25 | 35 | 24 | 23 |
| Points per Drive/Offense | 2.20 | 1.78 | 1.99 | 1.62 | 1.26 | Opp. TD Drives 60+ Yards | 12 | 28 | 38 | 35 | 43 |
| Points per Drive/Defense | 1.29 | 2.02 | 2.60 | 2.57 | 3.21 | Opponent 20+ Plays | 49 | 66 | 72 | 74 | 81 |
| Average Gain/First Down | 6.0 | 5.1 | 5.4 | 5.8 | 4.2 | Touchdowns Allowed (offensive) | 27 | 43 | 56 | 55 | 67 |
| Average Gain Allowed/First Down | 5.1 | 5.7 | 6.8 | 6.5 | 8.0 | Points Allowed | 266 | 357 | 468 | 459 | 552 |

HISTORICALLY

Colorado is in its second century of intercollegiate football, as the Buffaloes are in their 128th season of competition having played **1,233** games with an all-time record of **699-498-36**. CU currently stands 25th on the all-time win list and is 36th in all-time winning percentage (.582); the Buffs are 29th for those schools with 1,000 or more games played in Division I-A). Only 12 Division I schools have played more seasons of intercollegiate football than Colorado; Washington is the only Pac-12 school that matches CU's total of 128 (Cal is the only one who has played more games – 1,241), with only USC (829) and Washington (721) having won more games (CU is sixth in the league in winning percentage).

➔ In Boulder, the Buffs are **403-191-16** (.675) all-time and **311-171-10** (.644) in their 94th season on the “hilltop” (Folsom Field).

OVERTIME

Colorado is **6-7** all-time in overtime games (**3-4** at home), all seven losses by three points; the Buffs became the 84th team in FBS/I-A to play an overtime game when it played its first extra session affair against Missouri in 1999. Here's a chart summarizing the Buffs in overtime (*—denotes in Denver):

| ---Total Yards---- | | | | | | | | |
|--------------------|-----------------|----------------|------------|------------|---------|---------|---------|--|
| Date | Opponent | Score | Regulation | Coin Toss | Choice | Offense | Defense | Notes |
| Oct. 9, 1999 | MISSOURI | W 46-39 | 39-39 | Missouri | Defense | 25 | 13 | Ends with Kelly INT |
| Nov. 26, 1999 | NEBRASKA | L 30-33 | 27-27 | Nebraska | Defense | 9 | 25 | CU trailed 27-3 early in 4th |
| Nov. 9, 2002 | at Missouri | W 42-35 | 35-35 | Missouri | Defense | 25 | 18 | Ends with Mossoni FR |
| Dec. 28, 2002 | Wisconsin | L 28-31 | 28-28 | Wisconsin | Defense | -2 | 5 | Alamo Bowl |
| Oct. 11, 2003 | KANSAS | W 50-47 | 44-44 | Colorado | Defense | 25 | 7 | Calhoun 3-25, TD rushing in OT |
| Oct. 23, 2004 | at Texas A & M | L 26-29 | 26-26 | Colorado | Defense | 14 | 33 | First CU turnover in an OT ends it |
| Oct. 7, 2006 | BAYLOR | L 31-34 (3 OT) | 17-17 | Colorado | Defense | 42 | 72 | Ends in 30T on Baylor INT |
| Sept. 1, 2007 | *Colorado State | W 31-28 | 28-28 | Colorado | Defense | 7 | 16 | Eberhart kicks GWFG (35) after Wheatley INT |
| Sept. 18, 2008 | WEST VIRGINIA | W 17-14 | 14-14 | Colorado | Defense | 18 | 19 | Goodman kicks GWFG (25) after WVU FG miss |
| Sept. 10, 2011 | CALIFORNIA | L 33-36 | 30-30 | California | Defense | 20 | 45 | CU drives to CA4 but drive stalled |
| Sept. 27, 2014 | at California | L 56-59 (2 OT) | 49-49 | Colorado | Defense | 46 | 34 | CU drives to CA1 but failed on 4th down |
| Oct. 25, 2014 | UCLA | L 37-40 (2 OT) | 31-31 | Colorado | Defense | 13 | 40 | CU rallied from 31-14 down in 4th; two OT FGs |
| Sept. 19, 2015 | *Colorado State | W 27-24 | 24-24 | Colorado | Defense | 10 | 2 | Gonzalez kicks GWFG (32) after Thompson FG block |

COMEBACK BUFFS

Over the last 10 seasons, Buffs rallied to win from 10 or more points down 12 times, including twice under Mike MacIntyre, including rallying from its largest deficit ever against CSU. In 2014, UMass was up by 11 early in the second half after cashing in on a pick-six. Two of the rallies came from 17 down: in 2012, Washington State led, 31-14, early in the fourth quarter, but CU scored three straight TDs to close the game, capped by **QB Jordan Webb** scoring on fourth down from four yards out with 0:09 remaining; **PK Will Oliver** added the game winning PAT. In 2007, the Buffs got the best of No. 3 Oklahoma when **PK Kevin Eberhart** capped a run of 20 straight points with a 45-yard field goal for a 27-24 win. Eight have taken place in Boulder, a ninth (the first one) in Denver against CSU, and two on the road (the Washington State comeback was the largest fourth quarter comeback on the road CU has ever had).

COLORADO COMEBACKS

| Trailed By | Time, Qtr. | Final | Opponent (Date) |
|-------------------|------------|-------|--------------------------------------|
| 14 (0-14) | 2:44, 1Q | 27-24 | OT; Colorado State (Sept. 19, 2015) |
| 11 (20-31) | 12:24, 3Q | 41-38 | at Massachusetts (Sept. 6, 2014) |
| 17 (14-31) | 8:07, 4Q | 35-34 | at Washington State (Sept. 22, 2012) |
| 11 (3-14) | 3:47, 1Q | 44-36 | KANSAS STATE (Nov. 20, 2010) |
| 10 (14-24) | 10:40, 3Q | 29-27 | GEORGIA (Oct. 2, 2010) |
| 10 (0-10) | 0:00, 2Q | 31-13 | HAWAII (Sept. 18, 2010) |
| 10 (21-31) | 11:01, 4Q | 35-34 | TEXAS A&M (Nov. 7, 2009) |
| 11 (13-24) | 9:14, 4Q | 28-24 | IOWA STATE (Nov. 8, 2008) |
| 14 (7-21) | 7:29, 2Q | 31-24 | EASTERN WASHINGTON (Sept. 6, 2008) |
| 11 (24-35) | 0:23, 2Q | 65-51 | NEBRASKA (Nov. 23, 2007) |
| 17 (7-24) | 12:23, 3Q | 27-24 | OKLAHOMA (Sept. 29, 2007) |
| 11 (17-28) | 10:05, 3Q | 31-28 | OT; Colorado State (Sept. 1, 2007) |

LITTLE KNOWN RARITY

In CU history, the Buffaloes have had a 100-yard rusher and receiver in the same game on **42** occasions (and are **32-10** in games when this occurs). It's happened twice this year, against Northern Colorado (**TB Phillip Lindsay**/**WR Devin Ross** as the duo just missed one becoming the first to do 150/150) and Oregon State (Lindsay/**WR Bryce Bobo**). Since CU joined the Pac-12 in 2011, it has happened 12 times overall (once each in 2011, 2012, 2013, 2014 and 2015; four times in 2016 and now twice in 2017). In 2001, the first time the same player had 100 yards in both in the same game at Colorado occurred when **TB Cortlen Johnson** had 172 rushing and 105 receiving at Iowa State. *A closer look at this unique list can be found on page 197 of the 2017 CU Media Guide.*

FOLSOM FIELD CAPACITY SNAPSHOT

Folsom Field's official capacity had been 53,613, expanded last in 2003 when 1,903 club seats and 41 suites were added in the east side stadium expansion; however, with CU's \$156 million Athletics Complex Expansion nearing completion and the northeast corner of the stadium and the north stands now redesigned, the new capacity now stands at **50,183**. Folsom is tied for the 18th oldest venue among the 128 NCAA Division I-A/FBS stadiums. It is the fourth oldest stadium in the Pac-12 Conference, as only Husky Stadium (Washington, 1920), Rose Bowl Stadium (UCLA, 1922) and Los Angeles Memorial Coliseum (USC, 1923) are older.

CU FOOTBALL REMAINS SECOND MOST POPULAR PER-GAME SELL IN STATE

The final home attendance figure for 2016 was **279,652**, an average of 46,609 for six home games, over 7,220 more than CU's 2015 average. It marked the 22nd straight season that Colorado football was the second largest draw per game in the state behind the NFL Denver Broncos (and the 40th time in the last 42 years). The fledgling Colorado Rockies took over the second spot the two years they played at old Mile High Stadium, averaging in the mid-to-upper 50s in 1993 and 1994. The Broncos wrestled the state's top spot away from the Buffs permanently in 1975 after first doing so in 1969, with six years of see-sawing in-between (CU had been the state attendance leader since Folsom Field was built in 1924). CU continues to have the second largest public and overall season ticket base in the state (the count in 2016 was just under 27,000 when adding in 9,200 student holders to 17,500 public tickets (student tickets are purchased, just at a discounted rate). In 2016, CU was again first in the state in college football attendance for the **51st** straight year, ahead of Air Force (29,586; AFA was the last school top CU's figure, in 1965) and Colorado State (27,600); all had six games. The Broncos averaged 76,744 fans per game in 2016; the Rockies are averaging 36,693 this summer (70 games, Sept. 4).

SCORING STREAKS

The Buffs scored in a school record **242** consecutive games until Missouri ended the streak on October 25, 2008; it was first shutout loss since November 12, 1988 to Nebraska in Lincoln (7-0). The Buffs had scored in **94** consecutive road games (123 including neutral sites) as well as in 153 straight league games, all 103 in Big 12 play, including the four title games, and their final 50 in Big Eight competition, dating back to the '88 shutout at Nebraska. CU had scored in **150** straight games at home until Stanford shut out the Buffs, 48-0 on Nov. 3, 2012; the previous last shutout was a 28-0 loss to Oklahoma on Nov. 15, 1986.

Current streaks:

- CU had scored in **60** straight games overall, dating back to 2012, before being shut out at Washington State (0-28) on Oct. 21.
- CU has scored in **160** straight games against non-conference opponents (last shutout: a 44-0 loss at home to LSU on September 15, 1979).
- The home shutout losses to Stanford ('12), Oklahoma in '86 and LSU in '79 are the only three times CU has not scored at Folsom Field over the course of the last **314** games (all the way back to 1963).
- CU has been shutout just four times in the last **355** games overall (by Missouri in 2008 and 2010, by Stanford in 2012 and Washington State in 2017).
- CU has been shutout just 11 times in its last **588** games (dating to October 5, 1968), but only six schools have administered them: Oklahoma (three times), Missouri (twice), Nebraska (twice), Louisiana State, Michigan and Stanford.

SAFELY AHEAD

The Buffs have been a virtual lock to win once they have a lead of two or more scores (nine-plus points) over the past 40-plus seasons. Since the 1976 opener, CU has protected a two-score lead **239** of **270** times, losing 28 and tying three when it blew the lead; a closer look (*—Disneyland Pigskin Classic at Anaheim):

| Date | Opponent | CU Lead (when) | Result | Date | Opponent | CU Lead (when) | Result |
|----------|-------------------------|-------------------------|--------------|----------|-------------------------|-------------------------|-------------|
| 9/17/16 | at Michigan | 14 (21-7; 1st Quarter) | L, 28-45 | 09/23/06 | at Georgia | 13 (13- 0; 4th Quarter) | L, 13-14 |
| 11/13/15 | SOUTHERN CALIFORNIA | 14 (17-3; 2nd Quarter) | L, 24-27 | 10/23/04 | at Texas A&M | 12 (19- 7; 3rd Quarter) | L, 26-29 OT |
| 11/01/14 | WASHINGTON | 10 (20-10; 2nd Quarter) | L, 23-38 | 11/01/03 | at Texas Tech | 14 (14- 0; 1st Quarter) | L, 21-26 |
| 09/27/14 | at California | 14 (28-14; 3rd Quarter) | L, 56-59 2OT | 10/04/03 | at Baylor | 9 (23-14; 3rd Quarter) | L, 30-42 |
| 08/29/14 | Colorado State (Denver) | 10 (17-7; 3rd Quarter) | L, 17-31 | 11/11/00 | Iowa State | 11 (20- 9; 2nd Quarter) | L, 27-35 |
| 09/08/12 | SACRAMENTO STATE | 14 (14-0; 1st Quarter) | L, 28-30 | 09/02/00 | Colorado State (Denver) | 10 (24-14; 3rd Quarter) | L, 24-28 |
| 09/01/12 | Colorado State (Denver) | 11 (14-3; 2nd Quarter) | L, 17-22 | 10/23/93 | at Kansas State | 9 (9- 0; 2nd Quarter) | T, 16-16 |
| 10/01/10 | WASHINGTON STATE | 10 (27-17; 4th Quarter) | L, 27-31 | 09/18/93 | at Stanford | 10 (37-27; 4th Quarter) | L, 37-41 |
| 11/06/10 | at Kansas | 28 (45-17; 4th Quarter) | L, 45-52 | 09/15/90 | at Illinois | 14 (17- 3; 2nd Quarter) | L, 22-23 |
| 10/23/10 | TEXAS TECH | 10 (24-14; end 3rd Qtr) | L, 24-27 | 08/26/90 | *Tennessee | 14 (31-17; 4th Quarter) | T, 31-31 |
| 11/19/09 | at Oklahoma State | 11 (21-10; 3rd Quarter) | L, 28-31 | 09/27/86 | ARIZONA | 9 (21-12; 4th Quarter) | L, 21-24 |
| 10/10/09 | at Texas | 11 (14-3; 2nd Quarter) | L, 14-38 | 11/03/84 | KANSAS | 11 (27-16; 4th Quarter) | L, 27-28 |
| 11/28/08 | at Nebraska | 14 (14-0; 1st Quarter) | L, 31-40 | 10/16/82 | at Oklahoma State | 13 (13- 0; 1st Quarter) | T, 25-25 |
| 11/10/07 | at Iowa State | 21 (21- 0; 3rd Quarter) | L, 28-31 | 09/19/81 | WASHINGTON STATE | 10 (10- 0; 4th Quarter) | L, 10-14 |
| 09/08/07 | at Arizona State | 14 (14- 0; 2nd Quarter) | L, 14-33 | 10/10/79 | OKLAHOMA STATE | 20 (20- 0; 4th Quarter) | L, 20-21 |
| 10/28/06 | at Kansas | 9 (9- 0; 3rd Quarter) | L, 15-20 | | | | |

Colorado has lost only 34 games (and was tied twice) dating back to 1980 when leading by *any* margin at any point in the fourth quarter or overtime. The most recent losses were last year, in the 38-31 loss to Arizona (led 24-17 entering the fourth) and in the 35-31 loss at UCLA (CU took a 31-28 lead early in the fourth); CU lost four games in 2014 where it had small fourth quarter advantages. The ties came against Tennessee in 1990 (31-31, after leading 31-17) and Kansas State in 1993 (16-16 after taking a late 16-13 lead).

- Colorado has won **124** of its last **145** games in which it at any point has held a two-score lead. A 2003 loss to Baylor snapped a 26-game winning streak in such situations on the road, and an overall streak of 49 consecutive wins from 1993 to 1999 was snapped by CSU in 2000. In this same span, **Colorado has rallied to win 38 games and tie two others dating back to 1981 after once trailing at some point in the fourth quarter** (not including coming from 27-3 down against Nebraska in 1999 before losing in OT). The most recent was the 41-38 win at Oregon on Sept. 24; CU had led most of the game but Oregon went ahead, 38-33, late in the third quarter. But a Steven Montez to Bryce Bobo 31-yard TD pass (and the two connecting again on the two-point conversion) were the only points in the fourth quarter and CU held the Ducks off for the win. Two of the biggest ones occurred in 2007: CU rallied from 28-17 down in the third and 28-25 in the fourth to defeat CSU 31-28 in overtime) and Oklahoma (down 24-7 late in the third, eventually tying the fourth largest comeback in school history in winning 27-24).

INJURIES DOWN TWO YEARS IN A ROW AFTER 2015 COUNT SIXTH-WORST IN LAST 30 SEASONS

The injury bug hit the Buffs in 2015, as 10 positions had a starter miss at least one game due to injury. The injury bug avoided Mike MacIntyre's first two teams for the most part, but last year ('15) was a different story: the Buffs lost **93** full games from players who figured in the two-deep (or those who regularly rotated in at the skill positions), and **120** games overall by the entire team. Below are the worst regular seasons for injuries/illness for the CU program over the last 29 years (KEY: GL—Games lost to injury; GL/2—Games lost by 2-deep scrimmage players; MG—"Man games" as defined by as the total number of games if all players NOT ticketed to redshirt played every game; Pct. Lost – percentage of man games lost, knowing that in actuality, the number is higher as third-team players and reserves don't see that much action; 2/MG—2-deep man games, or starting 22 positions plus backups):

| Season | G | GL | MG | Pct. Lost | GL/2 | 2/MG | Pct. Lost | Season | G | GL | MG | Pct. Lost | GL/2 | 2/MG | Pct. Lost |
|--------|----|-----|------|-----------|------|------|-----------|---|----|-----|------|-----------|------|------|-----------|
| 2008 | 12 | 121 | 1008 | 12.0 | 110 | 528 | 20.8 | 2012 | 12 | 108 | 984 | 11.0 | 71 | 528 | 13.4 |
| 2011 | 13 | 141 | 1066 | 12.8 | 115 | 572 | 20.1 | 2016* | 14 | 129 | 1224 | 10.6 | 75 | 630 | 11.9 |
| 1998 | 11 | 101 | 864 | 11.7 | 89 | 484 | 18.4 | 2003 | 12 | 74 | 876 | 8.4 | 58 | 528 | 11.0 |
| 2000 | 11 | 101 | 880 | 11.5 | 82 | 484 | 16.9 | 1997 | 11 | 51 | 770 | 6.6 | 41 | 484 | 8.5 |
| 2010 | 12 | 103 | 924 | 11.1 | 88 | 528 | 16.7 | | | | | | | | |
| 2015 | 13 | 120 | 1053 | 11.4 | 93 | 572 | 16.3 | 2017 | 8 | 32 | 640 | 5.0 | 21 | 176 | 11.9 |
| 2002 | 13 | 139 | 1118 | 12.4 | 80 | 572 | 14.0 | *—man-games for 2-deep include PK spot. | | | | | | | |

Dating back to 1987, only 10 times has CU lost over five percent of its "man game" count due to injury (1995-97-98-2000-02-03-08-10-11-12).

BUFFS AGAINST THE BEST

Here's a look at how CU has fared all-time against nationally ranked teams (*Associated Press* poll):

| Games | All-Time Record | 1989-2017 Record | Mike MacIntyre Record | Coach With The Most Wins |
|--------------------|----------------------------|-----------------------------|----------------------------------|------------------------------------|
| versus Top 5..... | 12-55-2 | 8-23-1 | 0-4 | 5 / Bill McCartney |
| versus Top 10..... | 25-93-3 | 14-39-2 | 0-6 | 8 / Eddie Crowder & Bill McCartney |
| versus Top 15..... | 37-121-3 | 20-55-2 | 0-8 | 10 / Bill McCartney |
| versus Top 25..... | 71-164-3 | 45-85-2 | 2-16 | 20 / Bill McCartney |

CU played 21 ranked non-conference opponents (bowls included) as a member of the Big 12, going 9-12, the most wins over non-league ranked foes from 1996-2010.

"OUTSIDE THE NINE DOTS"

Some out of the ordinary records by the Buffs in some unique situations:

- ❑ Colorado is **84-43** against teams with three or more losses dating back to the 1985 season;
- ❑ Colorado is **84-47-1** in its last **132** games against schools that include the word "State" (dating to 1986);
- ❑ Colorado is **552-279-25** all-time in games played in the Mountain Time Zone (Colorado, Arizona, Montana, New Mexico, Utah, Wyoming)

SIXTEEN TO THE HOUSE ON THE FIRST TRY WHEN IT COMES TO THEFTS & SCORES

CU players have a penchant to return their first career interceptions for touchdowns, as since 1992, **16** Buffaloes have scored after stealing their first college pass. Sophomore **ILB Rick Gamboa** is the latest to join the club, snaring a batted pass and returning it 20 yards for a score against Oregon State on Oct. 1. **ILB Kenneth Olugbode** had the previous one, racing 60 yards for a score with his first pick in a 27-24 overtime win over Colorado State in 2015. That was the first in eight years, however, as the one previous came in 2007, when redshirt frosh **CB Jimmy Smith**, as his 31-yard return of a Joe Ganz pass cut Nebraska's lead over CU to 35-31 early in the second half and was the impetus to a 65-51 comeback win. Prior to that may have been the most spectacular of the lot: **ILB Marcus Burton** returned a pick 99 yards at Oklahoma State in 2005, preserving CU's shutout in the waning seconds of the game. Three did it in 2004: **OLB Brian Iwuh** did it off the bat when he made his first career pick and returned it 37 yards for what proved to be the winning touchdown against Colorado State in the season opener; a week later, **Joe Sanders**, plucked off a ball against Washington State and raced 51 yards for six, snapping a 3-3 deadlock in the process; then versus Texas, **CB Terrence Wheatley** plucked one off and ran 37 yards for six with his first theft. Two did it in 2001: **S Medford Moorer** picked off his first career pass and returned it 64 yards for a touchdown against Texas in the Big 12 Championship game, while **CB Donald Strickland** returned his first career pick 31 yards for a touchdown just one minute into the CSU game. Frosh redshirt **CB Phil Jackson** did it in 2000, as he returned his first career INT 28 yards for a TD against Washington. **SS Rashidi Barnes** had his first one in CU's win over CSU in 1997, returning it 26 yards for a score, rallying the Buffs into a 14-14 tie early in the second half. Barnes was the fourth Buff in a 14-game span to return a first career pick for a TD—**Marcus Washington** had a 95-yard theft for a score in the '96 Cotton Bowl against Oregon; **Vili Maumau** had a 33-yard interception for six (and a Hula dance) at Colorado State in 1996; and **Nick Ziegler** stole one for a 31-yard score against Washington in the '96 Holiday Bowl. In 1992, **Dwayne Davis** returned one 31 yards for a TD in a 21-20 win at Minnesota to start this amazing run.

➤ And three did it with their first punt returns: **Ben Kelly** (vs. Utah State in 1998), **Jeremy Bloom** (vs CSU in 2002) and **Laviska Shenault** (2017 vs. Texas State).

BUFFALO DINOSAURS

The longtime radio voice of the Buffs, **Larry Zimmer** wrapped up his career following the 2015 season, calling **486** CU games; a string of **251** in a row came to an end after he was hospitalized in October 2014 (he would miss the final six games of the season). He only missed 17 games overall; prior to the six due to illness, he had missed three bowls (two due to contracts forbidding teams to originate broadcasts), three regular season games due to travel conflicts and five road games this season; his 400th at CU was also the 1,000 of his professional career. At their current school, only Bob Robertson, Washington State (552 at the time) and Bill Hillgrove, Pittsburgh (535) had called more games than Zim, who was tied for fourth in the number of years calling major college football for the same team (42nd season) behind Robertson (49th), Hillgrove (46th) and Don Fischer, Indiana (43rd; South Carolina's Tommy Suggs was also in his 42nd year). In 2009, Zim was honored as the 15th recipient of the Chris Schenkel Award, which recognizes those who have enjoyed a long and distinguished career broadcasting college football at a single institution (he called a total of **570** college games, including 50 for Michigan and 34 for CSU).

OTHER DINOSAURS: **Jon Burianek**, who retired as senior associate AD in June 2006 and then briefly rejoined the department on a contract basis in 2013, worked **444** CU football games, including a run of **415** in a row (229 of which were at home). SID **Dave Plati** has worked **452** overall (a streak of **410** dating from the '83 finale to the sixth game of 2017); **Darian Hagan**, in his second stint as an assistant coach, has been a part of **242** (96 as an assistant coach, 62 as a football staff member, 35 as the Alumni C-Club director and 49 as a player); and **Gary Barnett**, now an analyst with KOA, has worked **217** (106 as an assistant coach, 87 as head coach and 24 on the radio). The late **Fred Casotti**, the school's longtime SID and associate AD between 1952-87, witnessed 477 CU football games in person prior to his passing in 2001; included within that was a string of 268 in a row at one time at Folsom Field. The record by a coach is held by **Brian Cabral**, who, including his playing days (46 games), was a part of **340** CU games (the last 294 in a row); former facilities man **John Krueger** worked 325 in all (1980s to 2012). Then there are CU's "Super Twins," **Betty Hoover** and **Peggy Coppom**, who have been to all but handful of CU's home games — since 1940 (they're 92). And the late **F.M. "Dutch" Westerberg** is the all-timer; the long-time season ticket holder saw *every* CU home game (**394** of 'em) from 1921 until 1999, when he passed away at the age of 94. **STAT CREW:** **Jack Landon** (son of one-time presidential candidate Alf Landon) is in his 45th year as a member of the CU football stat crew; he joined the basketball crew in 1971 and then football two years later. Virginia did a survey on longest tenured state people, and Jack is 18th nationally.

NFL SCOUT WATCH

Colorado has 23 seniors on its 2017 roster, and if history holds, they will receive plenty of looks from scouts all around the National Football League; scouts/player personnel types pass through Boulder every season for a game and/or practice(s), with over three fourths of the league doing so on average every season. In 2016, **28** teams scouted the Buffs in person at games, and thus far in 2017, **18** teams have: Arizona, Atlanta, Baltimore, Chicago, Cleveland, Dallas, Denver, Indianapolis, Kansas City, L.A. Chargers, L.A. Rams, New Orleans, N.Y. Giants, N.Y. Jets, Philadelphia, San Francisco, Tampa Bay and Washington. Not including camps or practices, **873** scouts have attended Colorado games since 2000 (home, road and neutral sites). At the 2016 UCLA game in Boulder, the record for a CU game occurred: **31** scouts from 20 teams were in attendance for the game.

PLAYING ON SUNDAY: IN-THE-PROS

There are **15** former Colorado Buffaloes on the 2017 National Football League as of Oct. 22, six more than at the end of 2016. Colorado has had **242** players all-time go on to make an active NFL roster and **270** all-time draft picks, which ranks as the fourth most among Pac-12 programs and the 22nd overall. CU had continually been one of the top 20 producers for the last quarter century of NFL talent and at one time in the late 1970's had the most active players (47) of any school in the nation. The last time Colorado was in the top 10 in players produced was in 2002 (10th, 29). The active list (KEY: **Exp.**—denotes number of years in the league; **i**—on injured reserve/physically unable to perform; **p**—practice squad):



| Player | Pos. | Team | Exp. |
|---------------------------|------|----------------------|------|
| Chidobe Awuzie | CB | Dallas Cowboys | R |
| David Bakhtiari | OT | Green Bay Packers | 4 |
| Ken Crawley | CB | New Orleans Saints | 1 |
| Mason Crosby | PK | Green Bay Packers | 10 |
| i —Jimmie Gilbert | OLB | San Francisco 49ers | R |
| Daniel Munyer | OG-C | Arizona Cardinals | 1 |
| i —Stephone Nembot | OT | Baltimore Ravens | 1 |
| p —Will Pericak | OG | Buffalo Bills | 3 |
| Paul Richardson | WR | Seattle Seahawks | 3 |
| Jimmy Smith | CB | Baltimore Ravens | 6 |
| Nate Solder | OT | New England Patriots | 6 |
| p —Nelson Spruce | WR | Chicago Bears | 1 |
| Tedric Thompson | SS | Seattle Seahawks | R |
| p —Josh Tupou | DT | Cincinnati Bengals | R |
| Ahkello Witherspoon | CB | San Francisco 49ers | R |

IN CAMPS BUT WAIVED

| Player (cut date) | Pos. | Team | Exp. |
|------------------------------|------|----------------------|------|
| Jordan Carrell (9/02) | DT | Dallas Cowboys | R |
| Justin Drescher (8/30; inj.) | LS | New Orleans Saints | 7 |
| Sefo Liufau (9/02) | QB | Tampa Bay Buccaneers | R |
| Kenneth Olujobode (9/02) | ILB | Cleveland Browns | R |

COACHES

| Name | Pos. | Team | Tie To Colorado |
|---------------|------|-------------|--|
| Eric Bieniemy | RB | Kansas City | Player, 1987-90; Asst. Coach, 2000-02, '11-12 |

| | | | |
|-----------------|----------------|---------------|--|
| Joe Bleymaier | QC/Offense | Kansas City | QC/MacIntyre |
| Staff, 2013-15 | | | |
| Tom Cable | OL/AHC | Seattle | Asst. Coach, 1998-99 |
| Moses Cabrera | Str/Cond | New England | Asst. S&C Coach, 2010 |
| Jim Caldwell | Head Coach | Detroit | Asst. Coach, 1982-84 |
| Karl Dorrell | WR | N.Y. Jets | Asst. Coach, 1992-93, 95-98 |
| Jon Embree | TE/AHC | San Francisco | Player '83-86/Asst. Coach '91-02 Head Coach 2011-12 |
| James Hardy | Str/Cond Asst. | New England | Asst. S&C Coach, 2008-16 |
| Nick Holz | WR Asst. | Oakland | Player, 2003-06 |
| Vance Joseph | Head Coach | Denver | Player, 1990-94 Asst. Coach, 2002-03 |
| Steve Marshall | OL | N.Y. Jets | Asst. Coach, 2000-01, 11-12 |
| Chris Morgan | OL | Atlanta | Player, 1995-99 |
| Robert Prince | WR | Detroit | Asst. Coach, 2010 |
| Chris Strausser | OL Asst. | Denver | Asst. Coach, 2006 |
| Chris Wilson | DL | Philadelphia | Asst. Coach, 2000-04 |

PLAYER PERSONNEL/DEVELOPMENT

| Name | Team | Tie To Colorado |
|------------------|-----------------------------|----------------------------------|
| Malcolm Blacken | Washington (Dir., PD) | Strength Coach, 2011-12 |
| Jordan Dizon | Denver (Scout) | Player, 2004-07/Butkus runner-up |
| Dave McCloughan | Oakland (Asst., PP) | Player, 1987-90 |
| Bob Morris | San Francisco (Scout) | Player, 1973-76 |
| Matt Russell | Denver (Dir., PP) | Player, 1992-96/Butkus Award |
| Duke Tobin | Cincinnati (Dir. PP) | Player, 1992-93 |
| Patrick Williams | Baltimore (Personnel Asst.) | Player, 2005-08 |
| Omar Young | Green Bay (QC) | Quality Control, 2013-14 |

CANUCKS: One former Buff is playing north of the border in the Canadian Football League. **CB Greg Henderson** is in his second year with the Montreal Alouettes.

DAD PLAYED ON SUNDAYS: Six players are the sons of former National Football League players: **DL Terran Hasselbach** (father Harald played with Washington and Denver); **ILB Drew Lewis** (father Will played with Seattle and is now the director of scouting for the Kansas City Chiefs); **OLB Derek McCartney** (father Shannon Clavelle, Green Bay); **QB Steven Montez** (father Alfred, Oakland); **CB Isaiah Oliver** (father Muhammad, five years with as many teams: Denver, Green Bay, Kansas City, Miami, Washington); and **ILB Jacob Stoltenberg** (father Bryan played with San Diego, N.Y. Giants and Carolina).

COLORADO HIGH SCHOOL COACHES: Five former Buffaloes are serving as high school head coaches in the state; the five who head prep programs: **Matt Flavin** (Buena Vista), **Phil Jackson** (Sierra), **Dave Logan** (Cherry Creek), **Vincent Smith** (Boulder) and **Scott Yates** (Kent Denver).

ALL-TIME CU PRO NOTE: How good was CU's 1994 offense? Ten of the 11 starters were drafted into the NFL (Tony Berti, Rae Carruth, Christian Fauria, Heath Irwin, Chris Naeole, Rashaan Salaam, Kordell Stewart, Bryan Stoltenberg, Derek West and Michael Westbrook), with the 11th signing as a free agent (Lepis). All played, and three remain on NFL rosters some 11 years later. And six of the '94 defensive starters wound up playing professionally as well.

O-LINEMEN PIPELINE TO THE NFL

CU has been a solid conduit to the NFL League when it has come to offensive linemen and the research below indicates CU may very well be the place to go if an offensive lineman wants to take it to the next level. Dating back to the 1991 NFL draft, or the '87 recruiting class, 29 of 41 players who started at least two years on the Buff offensive line were either drafted or signed as free agents. The list is impressive (with three others who started just one season):

| Player | Pos | Full Years As A Starter | NFL (Round or FA) |
|-----------------|-----|-------------------------|-------------------|
| Stephane Nembot | OT | (4) 2012-15 | Baltimore (FA) |
| Daniel Munyer | C/G | (3) 2012-14 | Kansas City (FA) |
| David Bakhtiari | T | (3) 2010-12 | Green Bay (4) |
| Ryan Miller | G | (5) 2007-11 | Cleveland (5) |
| Nate Solder | T | (3) 2008-10 | New England (1) |
| Daniel Sanders | G/C | (3) 2006-08 | St. Louis (FA) |
| Edwin Harrison | G/T | (3) 2005-07 | Kansas City (FA) |
| Tyler Polunbus | T | (3) 2005-07 | Denver (FA) |
| Brian Daniels | G | (4) 2003-06 | Minnesota (FA) |
| Mark Fenton | C | (3) 2004-06 | Denver (FA) |
| Clint O'Neal | T | (2) 2004-05 | Washington (FA) |
| Sam Wilder | T | (2) 2003-04 | Dallas (FA) |
| Marwan Hage | G/C | (3) 2001-02-03 | Jacksonville (FA) |
| Wayne Lucier | G/C | (2) 2001-02 | N.Y. Giants (7) |
| Justin Bates | T/G | (3) 2000-01-02 | Dallas (7) |
| Andre Gurode | G/C | (3) 1999-00-01 | Dallas (2) |
| Victor Rogers | T | (3) 1999-00-01 | Detroit (7) |

| Player | Pos | Full Years As A Starter | NFL (Round or FA) |
|---------------------------|-----|-------------------------|-------------------|
| Brad Bedell | G | (2) 1998-99 | Cleveland (6) |
| Shane Cook | T | (2) 1998-99 | New Orleans (FA) |
| Ryan Johanningmeier | G/T | (3) 1997-98-99 | Atlanta (FA) |
| Melvin Thomas | G/T | (3) 1995-96-97 | Philadelphia (7) |
| Chris Naeole | G | (3) 1994-95-96 | New Orleans (1) |
| Heath Irwin | G | (3) 1993-94-95 | New England (4) |
| Bryan Stoltenberg | C | (4) 1992-93-94-95 | San Diego (6) |
| Derek West | T | (3) 1992-93-94 | Indianapolis (5) |
| Tony Berti | T | (2) 1993-94 | San Diego (6) |
| Jay Leeuwenburg | C | (3) 1989-90-91 | Kansas City (9) |
| Mark VanderPoel | T | (3) 1988-89-90 | Indianapolis (4) |
| Joe Garten | G | (4) 1987-88-89-90 | Green Bay (6) |
| One-Year Starters: | | | |
| Tom Ashworth | T | (1) 2000 | New England (FA) |
| Ben Nichols | G | (1) 1998 | Atlanta (FA) |
| Ariel Solomon | T | (1) 1990 | Pittsburgh (10) |

CROSBY WATCH

PK Mason Crosby ('06) is the Green Bay Packers' all-time leading scorer both for the regular season and the regular and postseason combined; he set the record with a 21-yard field goal late in the Packs' 27-17 win over Seattle on Sept. 20, 2015, his 13th point of the night (he made all four field goal tries in the game, including a 54-yarder, and an extra point). He now has scored **1,305** points in 167 regular season games and **137** in 18 playoff games for a total of **1,442** (through Oct. 22; he also made an NFL record 23 straight field goals in the postseason). Crosby also holds both Packers' field goal marks (**269** regular season, 26 postseason); Ryan Longwell previously owned all marks (1,054/226 and 85/15). Crosby, of course, is CU's all-time leading scorer with 307 points.

➔ How many players have led a professional team and their college alma mater in scoring (regular season and playoffs combined)? The list is short (six including Crosby): **PK Jason Elam**, Denver Broncos/Hawai'i (1,870/395); **PK Stephen Gostkowski**, New England Patriots/Memphis (1,384/369); **PK Martin Gramatica**, Tampa Bay Buccaneers/Kansas State (640/349); **WR Jerry Rice**, San Francisco 49ers/Mississippi Valley State (1,244/310); and **PK Jeff Wilkins**, St. Louis Rams/Youngstown State (1,300/373).

ALL-TIME FWAA ALL-AMERICAN TEAM: The Football Writers Association of America placed Crosby on the second-team of its All-Time All-America Team, announced in conjunction with the group's 75th anniversary in August 2015.



A LONG LINE OF WALK-ONS HAVE RISEN TO FIRST-TEAM AT COLORADO

After the NCAA reduced the number of scholarships from 95 to 85 (completed in 1992), more and more players have had to make their bones starting as walk-ons. Here's a short list (38 count) of some of the standout former and current walk-ons who rose to first-team status at Colorado:

| Player | Pos | First Season | Letters | Notes |
|--------------------|--------|--------------|---------|---|
| Willie Beebe | FB | 1978 | 4L | Solid blocker who scored nine career touchdowns as a bruiser near the goal line |
| Kyle Rappold | NT | 1985 | 3L | Known as the "trash compactor" for his stature, the Fort Lewis transfer clogged the run |
| Jeff Campbell | WR/KR | 1986 | 4L | Earned scholarship second day of freshman camp; played five years in the NFL |
| Ken Culbertson | PK | 1986 | 3L | Scored 98 points in CU's 11-0 run in '89 season, making 59-59 PAT and 11-17 FG |
| David Gibbs | CB | 1986 | 4L | Solid corner and special teams performer, now coaching with NFL Kansas City Chiefs |
| Mark Henry | WR | 1987 | 3L | Big play guy with 18 career catches for 416 yards, or 23.1 per catch |
| Robbie James | WR | 1987 | 1L | Threw TD pass on third down FG fake at Oklahoma State to lead CU to 16-12 win in 1991 |
| Charles Johnson | QB | 1987 | 2L | Often subbed for an injured Darian Hagan, earning Orange Bowl MVP honors in '91 vs. Notre Dame |
| Erik Norgard | C | 1987 | 2L | Walked on in the spring after transferring from Western Washington; All-Big 8 as a senior |
| Chris O'Donnell | LB/SN | 1987 | 4L | Solid as a rock at long snapper on special teams all four years |
| Keith Miller | FB | 1992 | 2L | From tiny Ovid, Colo., he was a solid blocking back. Now an opera singer with the MET. |
| Ryan Black | SS | 1993 | 4L | Led team in tackles as a junior in 1996 with 154 (78 solo) |
| Ryan Sutter | FS | 1993 | 3L | CU's all-time special team points leader, led Buffs in tackles (170, 98 solo) in 1997 |
| Neil Voskeritchian | PK | 1993 | 2L | Won the starting placekicker job in 1994, finished career ninth in scoring at CU (161 points) |
| Nick Pietsch | P | 1996 | 4L | Led CU in punting in 1997-98-99, finished with a career average of 39.9 |
| Beau Williams | TE | 1998 | 2L | Primarily a blocking tight end, played a big role on CU's 2001 Big 12 title team |
| D.J. Hackett | WR | 2001 | 2L | Walked on after CS-Northridge dropped football; led CU in receiving in '03, four-year NFL veteran |
| Tom Hubbard | FS | 2001 | 2L | Defensive MVP of the 2004 Houston Bowl with two interceptions |
| Evan Judge | WR | 2001 | 4L | Caught 69 balls for 903 yards to finish in top 20 in receiving yards |
| John Torp | P | 2001 | 3L | Finished second for the '05 Ray Guy Award; set a school records with 205 punts, 65 inside the 20 |
| Paul Creighton | TE | 2002 | 4L | Also saw action at FB, he primarily was a |
| Greg Pace | SN | 2002 | 4L | Took over all special team snapping chores early as a freshman and handled through senior year |
| Joel Klatt | QB | 2003 | 3L | Former infielder in Padres organization went on to set 44 CU passing and total offense records |
| Cody Crawford | WR | 2004 | 3L | Has cracked the school's all-time lists in catches and yards |
| Jeff Smart | ILB | 2005 | 4L | Earned a scholarship 3 games into the 2007 season, first LB to do so under Cabral; second most tackles by a WO |
| Scotty McKnight | WR | 2006 | 4L | First freshman WR to ever lead CU in receiving (43-488, 4 TD), finished first in career receptions and third in yards |
| Aric Goodman | PK | 2008 | 3L | In his first season, he was awarded a scholarship after making the game-winning FG versus West Virginia |
| Jason Espinoza | WR | 2008 | 3L | Suffered two breaks to his collarbone in '08, playing briefly in-between; co-first team WR in '09 |
| Dustin Ebner | WR | 2009 | 3L | Primarily on special teams until his senior year, when he became a regular in the rotation and caught his first TD pass |
| Keenan Stevens | C | 2009 | 2L | Pressed into duty in the season opener due to injury, he soon became a fixture and started 10 games |
| Alex Wood | FB | 2009 | 2L | Hybrid tight end/fullback worked exceptionally hard and became the first player from Steamboat to start in decades. |
| Scott Fernandez | TE | 2010 | 2L | Ascended to the top of the depth chart his senior year ('13); first career catch was fifth longest (71 yards vs. UA). |
| Travis Sandersfeld | DB (N) | 2010 | 4L | One of the CU's top perennial special teams performers, he emerged as the starting nickel back for 5 games in 2010 |
| David Goldberg | DE | 2011 | 3L | Coaches cited how hard he worked daily in practice and assumed a starting spot midway through his senior year |
| Darragh O'Neill | P | 2011 | 4L | Had more punts (74) than any other freshman at CU, with his 42.3 average second best by a frosh in the NCAA |
| Ryan Moeller | FS | 2013 | 2L | Starred at Rifle HS in the middle of the Colorado Rockies, top special teams performer and had 14 UT in first start |
| Colin Johnson | H | 2015 | 1L | He earned the holder position in spring drills |
| T.J. Patterson | QB | 2016 | 1L | He earned the holder position in spring drills |

THE VERTICAL GAME ... RETURNING?

CU, as in the case with most teams, often is most dangerous on offense when the unit can strike for the big play both via the rush and pass. Colorado had 57 "explosion" plays in 2016, or ones that gained 20 or more yards; that's the most by a CU team since 2007. Here's a look at CU's 20-plus plays in recent memory, not including bowls, going back to 1994, when CU had a high of 76 plays over 20-yards, almost equal in nature (37 rush, 39 pass):

| Season | Total | Rush | Pass | Season | Total | Rush | Pass | Season | Total | Rush | Pass | Season | Total | Rush | Pass | Season | Total | Rush | Pass |
|--------|-------|------|------|--------|-------|------|------|--------|-------|------|------|--------|-------|------|------|-------------|-----------|----------|-----------|
| 1994 | 76 | 37 | 39 | 1999 | 57 | 12 | 45 | 2004 | 48 | 13 | 35 | 2009 | 44 | 7 | 37 | 2014 | 48 | 12 | 36 |
| 1995 | 61 | 11 | 50 | 2000 | 38 | 8 | 30 | 2005 | 54 | 16 | 38 | 2010 | 43 | 11 | 32 | 2015 | 50 | 15 | 35 |
| 1996 | 64 | 12 | 52 | 2001 | 58 | 21 | 37 | 2006 | 35 | 18 | 17 | 2011 | 56 | 14 | 42 | 2016 | 57 | 16 | 41 |
| 1997 | 46 | 9 | 37 | 2002 | 58 | 35 | 23 | 2007 | 58 | 18 | 40 | 2012 | 36 | 9 | 27 | 2017 | 30 | 8 | 22 |
| 1998 | 40 | 11 | 29 | 2003 | 47 | 5 | 42 | 2008 | 40 | 8 | 32 | 2013 | 42 | 5 | 37 | | | | |

BUFFS ON ESPN'S GAMEDAY

Colorado has hosted ESPN's College GameDay three times (Sept. 23, 1995 vs. Texas A&M, Oct. 28, 1995 vs. Nebraska, Sept. 14, 1996 vs. Michigan); the Buffs have been the visiting team on three occasions as well (Oct. 29, 1994 at Nebraska, Sept. 30, 1995 at Oklahoma, Sept. 13, 1997 at Michigan).

STAT SHOTS

Here are some interesting statistical bullets about Colorado football:

- ➔ **30+.** In its history, Colorado is **318-24-1** when scoring 30 or more points (**3-1** in 2017, **6-0** in 2016), along with records of **230-9** with 35-plus points and **213-7** with 36-plus, **188-5** with 38-plus and **119-2** with 43 or more tallies. The six losses with 35 more points came to Air Force (58-35 in 1968), Oklahoma (82-42 in 1980), Stanford (41-37 in 1993), Toledo (54-38 in 2009), Kansas (52-45 in 2010), Utah (42-35 in 2012) and California (59-56 in 20T in 2014). CU has played **1,233** games in its history, registering point totals of every number between 0 and 70 except 1 (duh!) and 68, and has hit 75 and 109 above that mark.
- ➔ Colorado is **116-110-3** in its last **229** league games: within this record is a 25-game span in which CU did not lose a conference game, the fourth longest streak all-time in the Big Eight (1958-1995). Colorado was 23-0-2 during that run. Colorado, however, is **14-45** as a member of the Pac-12.
- ➔ **30 points / 3 TDs.** Colorado has scored 30 or more points in **145** of its last **342** games, posting a **125-19-1** record; the Buffs have scored at least three touchdowns in **223** of these games dating to the start of 1989; in this time frame, CU is **27-100-2** when held to two or fewer touchdowns.
- ➔ For years, the mark of a strong CU team was that the Buffaloes routinely averaged six or more yards on first down. Technically the last time the Buffs averaged six or more for a season was in 2001, their Big 12 Championship year (**6.7**; CU did average **5.98** per first down play in 2016). Colorado did it six times between 1989 and 1997, including a team record best of **7.2** in both 1989 and 1994.
 - ➔ Since 1966, CU has averaged less than **4.3** just seven times (last in 2012) and less than **4.1** once—**3.5** in 1979. In 2012, the Buffs averaged **4.25** yards on first down, their lowest number since that **3.5** figure in 1979.
 - ➔ In 2013, in MacIntyre's first season, the Buffs had their best average on first down in years: CU averaged **5.83**, their best since 2001 (**6.7**). In 2014, the average was **5.36** and in 2015 it was back up to **5.76**. So with the **5.98** figure in 2016, it has improved almost every year.
 - ➔ In **2017**, the Buffs are averaging **5.67** per first down play (264 of them).
- ➔ Dating back to the fifth game of the 1999 season, an OT win over Missouri, the Buffs have **60** scores by return, or non-offensive scores, in the last 19 seasons (highs of eight in 1999 and 2002). Since the '95 opener and including postseason, CU has **79** scores by return in **276** games (72 regular season, seven bowl). *Twelve in the MacIntyre Era (5 in 2013, 2 in 2015, 4 in 2016, 1 in 2017).*
- ➔ **200/200.** Colorado has accomplished the 200 "double-double," that is 200 yards both rushing and passing **48** times in the last **303** games, dating to 1993), having accomplished it **12** times under MacIntyre (**8-4**). CU averaged over 200 in each for the season in 1993, 1994 and in 2001 (and threatened to do it in 2016). The Buffs are **47-7** since 1981 when they have reached the 200 plateaus in both and **55-10** overall. *Prior to '93, CU had accomplished the feat only 19 times in its first 929 games in its history.*
- ➔ **600+.** Colorado is **17-1** all-time in games when it has gained 600 or more yards on offense; the first loss was last year when the Buffs had 630 in the 59-56 double overtime loss at California on Sept. 27, 2014. CU is **2-0** under MacIntyre (Nicholls State, 2015; Washington State, 2016).
- ➔ **Grass.** Colorado is **90-95** in its last **185** games on grass, including a **58-55** mark at home, dating back to the 1999 season when Folsom Field converted back to grass (**11-5** on grass over the last two seasons).
- ➔ **Artificial Turf.** Colorado is **99-61-3** in its last **163** games on non-grass fields dating back to 1989, including a **65-44-3** mark in conference games. CU is **1-1** in 2017 (and is **6-11** under MacIntyre).
- ➔ **First Quarter Dominance.** Dating to the start of 2016, Colorado has been fairly dominant in the first quarter: the Buffs have outscored its opponents **186-107**, with an edge in total offense of **2,437-1,896 (plus-3** in TO margin).
- ➔ The Buffs have been a bit of an enigma on **third down** defensively dating back to 2003. That year, while opponents converted at an ordinary 34.6 percent clip (56-of-162), they gained 966 yards on those 56 makes, or an average of **17.3** per play; otherwise, CU allowed just 61 yards on the other 106 plays, or just 0.6 per. Those averages since on third down makes: **14.1** (2004), **10.2** (2005), **12.0** (2006), **14.0** (2007), **9.7** (2008, the only time under 10 in this span); **15.7** (2009), **12.3** (2010), **13.7** (2011), **12.3** (2012), **11.2** (2013), **13.6** (2014), **12.9** (2015).
 - ➔ In 2016, CU allowed just 10 third down plays of 20 yards or longer; the opponent gained **344** yards on those (**34.4** per); on the other **196** third down plays, it gained **485** yards (**2.5** per).
- ➔ **No Turns or Sacks.** Dating back to 1972, Colorado is **17-3** in games when not allowing a sack or committing a turnover (**2-2** under MacIntyre, including the 27-23 loss to UCLA this season). In these 20 games, the Buffs have outscored the opponent by **795-422**, with only five games decided by less than 17 points.
- ➔ **Turnover Free.** Colorado has played **80** turnover-free games dating back to the 1946 season, owning a record of **52-24-4** in those games (**2-1** in bowls). Under MacIntyre, CU is **8-5** in miscue-free contests (**3-0** in 2016, **2-2** in 2017).
- ➔ **Time Spent In The Lead.** The Buffaloes held leads in 11 of 14 games in 2016 (two-score leads in 10 of those), and were ahead for a total of **457:20** on the season. That's the second-most by a hair in the 21 years CU has tracked the stat (CU led for 458:01 in 1996—a 12-game season including the bowl).
 - ➔ In 2017, CU held a lead in each of the first five games, but never led against Arizona or WSU and led minimally against Oregon State. After holding a hefty margin early on, the opponent now holds a **16:46** edge on the season.
- ➔ Between 2010 and 2013, opponents had **279** plays of 20 yards or more, earning a combined **8,651** yards (31.0 yards per); the average annually has always hovered around 30 yards, which makes sense since the cutoff is all plays of 20 yards or longer. But it's the count that's the concern: in 2008, opponents had just **44** plays of 20-plus, followed by **53** (2009) and **50** (2010); those counts ballooned to **75** in 2011 and **81** in 2012.
 - ➔ Under MacIntyre, the number has been dwindling: in his first season (2013) opponents had **73** plays of 20 yards or more (out of 924, 7.9%), netting **2,316** yards (**31.7** per); in 2014, opponents had **72** plays of 20-plus (8.5 percent of the 845 overall), with those collectively gaining **2,456** yards (1,472 pass/984 rush, **34.1** per). And in 2015, opponents had **65** plays of 20 or more yards (of 948, 6.9%, totaling **2,242** yards (still 34.5 per).
 - ➔ In 2016 (13 games), a noticeable difference: CU allowed **49** plays of 20-plus for **1,548** yards (31.6 per, but 5.4% of plays yielding 36% of yards).
 - ➔ It's feast or famine for the opponent in **2017**: it has **36** plays of 20 or more yards that total **1,302** yards (a whopping **36.2** yards per); the other **534** plays have netted **2,074** yards (or **3.9** per).
- ➔ The Buffs averaged **439.2** yards per game in 2014, in part thanks to a school record eight games in a row with **400** or more, with an average **284.6** yards through the air. Colorado has averaged 400 or more yards per game over the course of an entire season just 15 times, before 2014 and 2016 last doing so in 2001 (434.4), with the school record of 495.3 set during the 1994 season; CU gained 400-plus yards in nine of 11 regular season games that year. The Buffaloes have averaged over 300 yards passing in a season just once — **303.5** — in 1996, and came close the year before (297.2) and in 1992 (297.4); otherwise, CU has thrown for 250 or more per game just four times, including 2014 and 2016 (254.4). In **2016**, CU was flirting with rewriting the above through the first three-fourths of the season, finishing with **446.3** yards per outing.
- ➔ Colorado rarely folds when the opponent is faced with a 3rd-and-20 or longer. Dating back to 1993, opponents are just **5-of-126** on 3rd-and-20 or more. The Buff defense have had streaks of 51 and 30 in this span (Stanford is the last team to convert one, in 2011; the opponent is now **0-of-17** since). The CU offense is **12-of-141** when it's faced with 3rd-and-20 plus in the same span (last converting on a 3rd-&-27 in the Alamo Bowl against Oklahoma State).
- ➔ CU has scored in **24** of **32** quarters this year (**43** of **56** quarters in 2016), and in **174** of **236** under MacIntyre (75 percent).

TRENDS

MacINTYRE ERA (2013-PRESENT)

Mike MacIntyre took over the Buffalo program in 2013; here are some numbers through 59 games (24-35 record, including the Alamo Bowl):

Category

| | |
|--|-------|
| ➤ When winning the coin toss (12-6 in last 18) | 17-18 |
| ➤ when scoring 20 or more points (3-15 when not) | 21-20 |
| ➤ when scoring 30 or more points | 17- 7 |
| ➤ when scoring 40 or more points | 13- 2 |
| ➤ when scoring 50 or more points | 1- 1 |
| ➤ when holding opponent to 17 points or less | 13- 0 |
| ➤ in games decided by 7 points or less | 7-12 |
| ➤ with two or fewer turnovers (8-5 with zero) | 21-23 |
| ➤ when turnover margin was plus or even | 20-14 |
| ➤ when not throwing an interception or allowing a sack | 4- 2 |
| ➤ when scoring first (7-25 when not) | 17-10 |
| ➤ when running 90 or more plays | 2- 7 |
| ➤ when leading at halftime | 17- 6 |
| ➤ when trailing at halftime (2-2 when tied) | 5-27 |

Category

| | |
|---|-------|
| ➤ when leading after three (2-31 trailing, 4-1 tied) | 18- 3 |
| ➤ when holding opponent under 70 plays | 12-10 |
| ➤ when holding opponent under 100 yards rushing | 9- 1 |
| ➤ when holding opponent under 300 yards offense | 12- 0 |
| ➤ when rushing for 100-plus yards (14-3 in last 17) | 23-20 |
| ➤ when rushing for 200-plus yards | 12- 5 |
| ➤ when rushing for 250-plus yards (1-0 300-plus) | 7- 1 |
| ➤ when rushing for more yards than passing | 7- 6 |
| ➤ when averaging 6.0 or more yards on first down | 12-13 |
| ➤ with a 100-yard rusher | 11- 6 |
| ➤ when rushing and passing for at least 200 yards | 8- 4 |
| ➤ when passing for 200-plus yards | 18-23 |
| ➤ with 400-plus yards total offense | 16-12 |
| ➤ with 500-plus yards total offense (2-1 with 600-plus) | 10- 5 |

TRENDS II

1985-2017

Since 1985, when the Buffs returned to their traditional winning ways after six frustrating years from 1978-84, Colorado is **217-179-4**; in these 400 games spanning the last 32-plus seasons, CU has posted the following records (including bowls):

| | | | |
|--|----------|---|----------|
| ◆ with 400-plus yards total offense | 126-37-2 | ◆ when holding opponent under 300 yards total offense | 102-20-1 |
| ◆ with 500-plus yards total offense | 64-11-0 | ◆ when leading at halftime | 171-32-2 |
| ◆ when converting 50 percent or better on 3rd down | 88-15-1 | ◆ when leading after three quarters | 177-24-3 |
| ◆ when punting three or fewer times | 73-27-1 | ◆ when scoring 24 or more points | 177-44-2 |
| ◆ with zero turnovers (162-75-2 with two or fewer) | 44-21-2 | ◆ when held to 13 points or less | 4-63-0 |
| ◆ when holding opponent to 17 points or less | 125-19-1 | ◆ when not committing a turnover or allowing a sack | 17- 3-0 |
| ◆ when holding opponent under 100 yards rushing | 108-15-1 | ◆ when holding edge in 1st downs & possession time | 123-37-2 |

TRENDS III

1989-2017

Since 1989, when the Buffs became a regular in the national rankings for the next 16 seasons, Colorado has posted an overall record at **189-161-4**. Here are some trends during this time frame (354 games over the last 28-plus seasons, including bowls):

| | | | |
|---|----------|---|----------|
| ➤ when running more plays than the opponent | 110-65-3 | ➤ when rushing for 200-plus yards | 95-11-1 |
| ➤ with 400-plus yards total offense (59-11 with 500-plus) | 112-37-2 | ➤ when rushing for 250-plus yards | 63- 3-1 |
| ➤ when scoring 30 or more points | 125-19-1 | ➤ when rushing for 300-plus yards | 34- 1-1 |
| ➤ when leading in possession time (62-98-1 when not) | 128-62-3 | ➤ when rushing and passing for at least 200 yards | 45- 7-0 |
| ➤ when making 20-plus first downs | 124-61-1 | ➤ when passing for 200-plus yards | 108-86-2 |
| ➤ when converting 50 percent or better on 3rd down | 74-13-1 | ➤ when passing for 300-plus yards (11-3-1 400-plus) | 36-27-1 |
| ➤ when scoring first | 119-44-1 | ➤ when passing for more yards than rushing | 99-133-2 |
| ➤ with zero turnovers (145-99-2 with two or fewer) | 38-20-2 | ➤ when holding edge in 1st downs & possession time | 106-37-2 |
| ➤ when holding opponent to 17 points or less | 100-13-1 | ➤ when holding edge in field position | 141-41-1 |
| ➤ when holding opponent under 100 yards rushing | 92-15-1 | ➤ when not committing a turnover or allowing a sack | 16- 3-0 |
| ➤ when holding opponent under 300 yards total offense | 80-15-1 | ➤ when out-rushing the opponent | 151-22-3 |
| ➤ when average field position is CU 30+ (27-3 40+) | 130-59-2 | ➤ when owning the edge in return yards | 133-55-2 |
| ➤ when play selection is 50 percent rushing calls | 155-53-2 | | |

TURNOVER ANALYSIS / MAC ERA

Most head coaches believe that when it comes to turnovers, they are one of the single most important factors in winning or losing ball games. Statistics back up the argument, as the below shows that it is definitely better to take than to give in the four-plus seasons Mike MacIntyre has been head coach. A closer look:

| MacIntyre Era | Turnovers | Turnovers | +/- | Scoring Off Turnovers | | |
|---------------|-----------|-----------|-----|-----------------------|-----|-------|
| | Committed | Forced | | PF | PA | +/- |
| 24 WINS | 28 | 50 | +22 | 140 | 68 | + 72 |
| 35 LOSSES | 67 | 43 | -24 | 83 | 282 | - 199 |
| 59 GAMES | 95 | 93 | - 2 | 223 | 350 | - 127 |

POST BYE WEEKS

Colorado is **26-21** in games following a bye week since 1948, when the Buffaloes joined the Big Seven Conference; CU stopped playing Denver in an annual Thanksgiving game that year and byes became much rarer. In fact, the Buffs had just five bye weeks between 1948 and 1984 (going 3-2; one was created in 1963 after the assassination of JFK). Since 1985, CU has had at least one bye in 29 of 32 seasons, with two weeks off 11 of those years and one season with three idle Saturdays (2001, due to the Sept. 11 terrorist attacks). CU is **23-19** in games following byes dating back to 1985, which includes a **1-4** mark as a member of the Pac-12 (losing to Arizona State in 2012, at Oregon State in 2013 and at USC and Oregon in 2014; and the first win over UCLA in 2016).

2017 ANNIVERSARIES

The annual listing of what happened years ago, or anniversaries of 5, 10 and 25-year increments:

- 1892** (Feb. 10, 1893) This result was tacked on to the 1892 season: Colorado A&M challenged the University of Colorado to a game ... Oops, CU wins big in Fort Collins, 70-6, with it enabling the Silver & Gold to finish with their first winning record (3-2) in year three of their history.
- 1897** Every school has years like this and the NCAA counts the wins: in a 7-1 season, CU is 3-0 against DPL school (East, West, Manual), topples Mines, an Athletic Club from Littleton and the infamous Denver Wheel Club, though did beat Colorado College before ending the season with a loss to the Denver A.C.
- 1902** **Fred Folsom** coaches the Buffs to a 5-1 mark, including an 11-6 win over Colorado A&M; there's no available account of the game, but this was in the span of 1898 through 1903 where both touchdowns and field goals were worth five points and a PAT one, so CU had at least one TD/PAT... or three safeties.
- 1907** The 105th anniversary of the weirdest score in CU's football history: on Thanksgiving Day, Mines beats CU in Denver, 5-4 (field goals were back at 4 points, so it was either one of those or two safeties).
- 1912** Colorado A&M beats CU, 21-0, six months to the day of the Titanic setting sail; Colorado takes it out on Wyoming a week later, winning 75-0 in Boulder.
- 1917** After leading CU to a 1-5-1 mark in his first year, **Bob Evans**, the successor to **Fred Folsom**, pilots the team to a 6-2 mark and then leaves the profession.
- 1922** CU travels by train to Kansas where it succumbs, 39-6, then travels back for a Thanksgiving Day game just five days later and manages to beat Mines, 16-0.
- 1927** (Oct. 8) At the same time the '27 Yankees defeat Pittsburgh, 4-3, to win the World Series and finish 114-44 on the year, CU falls at Montana State, 12-6.
- 1932** **William Saunders** takes over the coaching reins from **Myron Witham** (who went 63-26-7 from 1920-31), and CU goes 2-4 in his first season.
- 1937** **Byron White** is named CU's first All-American in football, captivating the nation with his feats leading CU to an 8-0 regular season record and its first bowl game (Cotton Bowl, where Rice defeats CU, 28-14). White led the nation in rushing, scoring and all-purpose yards.
- 1942** The Buffs go 7-2, tie for the Mountain States title with Utah (though losing 13-0 to the Utes) in the last season before World War II brings the sport to a near standstill with many CU players, as was the case nationwide, enlisting to fight; many returned to play and graduate later in the decade.
- 1947** CU's last year in the Mountain States, as the Buffs announced earlier in the summer they were joining the Big 6/Missouri Valley Conference (to make it the Big 7); CU goes 3-3 in league play, but loses the season finale on Thanksgiving at Denver, 26-20, before the largest crowd in the series (28,063).
- 1952** (Sept. 27) The only blemish on Oklahoma's incredible 63-0-1 record in Big Seven and Eight conference play between 1947-1958 came on this day in Boulder: CU's **Zack Jordan** was a one-man wrecking crew for the Buffaloes in a 21-21 tie with the No. 4 Sooners. He scored on runs of 10 and 6 yards and caught a 16-yard touchdown pass from Lee Venzke with 11:50 remaining to put CU ahead, 21-14; OU tied it on a Billy Vessels 1-yard run with 1:51 left and the PAT; Frank Bernardi broke free for a 22-yard run to the Sooner 21 on the game's last play, as time ran out before CU had a chance to win it.
- 1957** **Bob Stransky** earned All-America honors, finishing second in the nation in rushing with 1,097 yards (CU led the nation with 322.4 yards per game); an Interesting year: CU opens 3-1-1 but isn't ranked until it falls in game six at Oklahoma, 14-13; edged at home by Missouri 9-6, CU falls out of the rankings but doesn't reappear despite closing with three blowout wins at Colorado State (20-0) and Nebraska (27-0), and over Iowa State at home (38-21).
- 1962** Devastated by NCAA penalties, Bud Davis ('51) takes over for Sonny Grandelius as head coach for just the '62 season to right the program; the team didn't know he was a one-year wonder until he told them the morning of the last game, and the Buffs go out and upset Air Force, 34-10, to end a 2-8 year.
- 1967** Eddie Crowder coaches the Buffs back into the postseason, where CU defeated Miami, Fla., in the Bluebonnet Bowl, 31-21, to finish 9-2. CU was 5-2 in Big 8 play, finishing second to Oklahoma (the Sooners won the head-to-head matchup 23-0 in Norman a week after Oklahoma State tripped up the Buffs in Boulder, 10-7). The **Anderson** brothers paced CU, senior **Dick** being named an All-American at safety (sixth nationally with seven interceptions) with sophomore **Bobby** passing for 733 yards and rushing for 625 more.
- 1972** (Sept. 30) Thirty-five years ago, some had Colorado pegged to be a national champion contender, but a stunning 38-6 loss at Oklahoma State sidetracked the dream; Oklahoma rolled into town ranked No. 2, but behind **Gary Campbell** and **Jon Keyworth**, the Buffaloes pull off a 20-14 upset. The latter, played on October 22, drew a then-record 52,022 in attendance for any sporting event in the state of Colorado. The Buffs climb back to No. 7 after the win but back-to-back losses to Missouri and No. 3 Nebraska drop CU back into the teens in the rankings, with the 33-10 loss to Huskers played before 52,128, breaking the state mark set just two weeks earlier versus Oklahoma (Mile High wasn't expanded over 50,000 until 1976).
- 1977** (Oct. 1) Colorado's last trip to the Northeast results in a 31-0 whitewash of Army at West Point; CU will finally return to the area on Sept. 6, 2014, playing the University of Massachusetts in Foxboro (home of the NFL New England Patriots).
- 1982** (Sept. 11) **Bill McCartney** makes his coaching debut for the Buffaloes, but California wins a rain-soaked game in Boulder, 31-17, to spoil it; he gets in the win column the next Saturday (Sept. 18) with a 12-0 win against Washington State in Spokane. McCartney took over the program on June 9 after **Chuck Fairbanks** resigned on June 1 to become head coach of the New Jersey Generals of the fledgling USFL.
- 1987** (Oct. 3) **Sal Aunese** makes his starting quarterback debut at Colorado State; in leading CU to a 29-16 win, he rushes 18 times for 83 yards a touchdown and completes 4-of-6 passes for 139 yards and a score. That was a 316.3 quarterback rating for the game (still third best in CU history for a game with five or more attempts). The Buffs rolled to a 26-0 lead early in the second quarter and coasted from there.
- 1992** (Oct. 17) **Mitch Berger's** 53-yard field goal at the gun completes a furious Colorado rally as the Buffs tie Oklahoma, 24-24, in Boulder; it extends CU's unbeaten streak in Big Eight play to 24 games; the streak would reach 25 (23-0-2) before coming to an end with a loss two weeks later at Nebraska.
- 1997** Following a 33-29 loss at Oklahoma State, CU drops out of the polls for the first time since the 1988 season; it ends a 143-consecutive week run being ranked, the eighth longest streak of all-time (at the time). The Buffs lose two family members in the offseason, linebacker **Tyronee Bussey** on January 3 to leukemia and assistant coach (running backs) **Ben Gregory** on April 10 to a heart attack.
- 2002** **TB Chris Brown** rushes for 1,744 yards, third in the nation, but his Heisman hopes are dashed by a late season ankle injury that forced him to miss the better part of three games. **WR Jeremy Bloom** makes his CU debut in style, returning a punt 75 yards for a touchdown the first time he touches the ball as a collegian in the season-opener against Colorado State. CU opens 9-3 in defending its Big 12 North Division title, but drops the league title game to Oklahoma and the Alamo Bowl to Wisconsin to finish 9-5, with the 14 games the most in a single season in school history.
- 2007** The last season the Buffaloes went to a bowl game (Independence); CU defeated both Oklahoma and Nebraska in the same season for a record fifth time (1960-61-89-90-2007); CU rallied from 17 down in the third quarter to beat No. 3 Oklahoma, 27-24 (on a 45-yard **Kevin Eberhart** field goal as time expired) and beat Nebraska in a wild affair, 65-51, qualifying for the postseason with the win.

COLORADO BY THE NUMBERS ALL-TIME HISTORIC

- 6-7** Colorado's record in overtime games (**0-0** in 2017).
- 8** The number of Buffaloes enshrined in the College Football Hall of Fame (six players: Byron White, Joe Romig, Dick Anderson, Bobby Anderson, Alfred Williams, John Wooten, Herb Orvis (to be inducted this December); and one coach: Bill McCartney)
- 16** The number of career interceptions by CU's all-time leader, **S John Stearns** (1970-72).
- 17-3** Colorado's record in games since 1972 when not committing a turnover or allowing a quarterback sack (**0-1** in 2017; **1-0** in 2016).
- 32-10** Colorado's record in games in its history when it has had a 100-yard rusher and a 100-yard receiver in the same game.
- 28** The number of national championships CU has won in its athletic history: 20 skiing, 7 cross country (5 men's/2 women's), 1 football.
- 30** The number of tackles by **LB Jeff Geiser** against Kansas State on Nov. 24, 1973, CU's single game record (5 solo, 25 assists).
- 30** The number of states CU has played a football game in with the most recent addition of Massachusetts in 2014
- 35** The number of career quarterback sacks by CU's all-time leader, **OLB Alfred Williams** (1987-90).
- 42-30** Colorado's all-time record in games decided by one (27-17) or two (15-13) points.
- 53** The number of all-time players who have rushed for 1,000 or more yards in a CU uniform (seventh in the NCAA).
- 54-19** Colorado's record in games against unranked teams in the month of November, dating back to 1989.
- 60** The length of the school record field goal **PK Mason Crosby** made against Iowa State in 2004.
- 62-36** The final score of CU's 2001 win over BCS No. 1 Nebraska, which earned the Buffs the Big 12 North title.
- 64** The length of the pass from **QB Kordell Stewart** to **WR Michael Westbrook** (via **WR Blake Anderson** tip), known as "The Catch" at Michigan.
- 67** The length of **TB Charlie Davis'** TD run against Oklahoma State on Nov. 13, 1971, one that put him over the 1,000-yard mark for the season.
- 67** The length of **TB Rashaan Salaam's** TD run against Iowa State on Nov. 19, 1994, one that put him over the 2,000-yard mark for the season.
- 68** The number of wins Colorado has over teams ranked in the Associated Press weekly polls (23rd most all-time; **45** since 1989, 19th most).
- 72** The number of yards that 64-yard pass was in the air, thrown from the CU 32 to four yards deep in the end zone to rally CU to a 27-26 win.
- 78-15-4** Colorado's record in games from 1989-96, the nation's fourth best overall record in the nation during that time frame.
- 93** The number of wins by Bill McCartney, CU's all-time winningest coach (93-55-5, 1982-94).
- 198, 6** The number of rushing yards and touchdowns, respectively, by **TB Chris Brown** against Nebraska on Nov. 23, 2001 in CU's 62-36 win.
- 230-9** Colorado's all-time record in games when it has scored 35 or more points (**318-24-1** with 30 or more points, with **120-2** with 43 or more).
- 237** The number of players from CU who have played in the National Football League, a top 20 figure nationally.
- 242** The number of consecutive games Colorado scored in between 1988 and 2008, the ninth-longest all-time in Division I football.
- 259** The number of national or regional regular season games CU has had on television since 1990, one of the top 10 figures in the nation.
- 284** The number of receiving yards by **WR Paul Richardson** (vs. California, Sept. 10, 2011), breaking the old mark of **222** first set by **WR Walter Stanley** (vs. Texas Tech, Sept. 12, 1981) and then matched by **WR Rae Carruth** (at Missouri, Nov. 2, 1996).
- 294** The number of career receptions by CU's all-time reception leader, **WR Nelson Spruce** (2012-15).
- 302** The number of times Colorado has been ranked in the Associated Press weekly poll (26th most all-time).
- 307** The number of career points by CU's all-time scoring leader, **PK Mason Crosby** (2003-06).
- 311** The number of wins Colorado has at Folsom Field since it opened on Oct. 1, 1924 (299-158-10).
- 342** The number of rushing yards by **TB Charlie Davis** against Oklahoma State on Nov. 13, 1971, CU's single-game rushing record.
- 362** The number of all-purpose yards by **TB Rashaan Salaam** at Texas on Oct. 1, 1994, CU's single-game record (317 rushing, 45 receiving).
- 403** The number of home wins Colorado has in its history (combined between campus fields, Gamble Field and Folsom Field).
- 465** The number of passing yards by **QB Mike Moschetti** against San Jose State on Sept. 11, 1999, CU's single-game passing record.
- 486** The number of games announcer **Larry Zimmer** called on the radio for the Buffaloes, the most by anyone in CU history (retired after 2015).
- 493** The number of career tackles by CU's all-time leading tackler, **ILB Barry Remington** (1982-86).
- 533** The number of passing yards against Northeast Louisiana on Sept. 16, 1995, CU's single-game record.
- 551** The number of rushing yards at Arizona on Oct. 11, 1958, CU's single-game record.
- 699** The number of wins Colorado has in its history (25th most all-time).
- 767** The number of yards of total offense against San Jose State on Sept. 11, 1999, CU's single-game record.
- 1,149** The number of receiving yards by **WR Charles Johnson** in 1992, CU's single-season record.
- 1,233** The number of games Colorado has played in its history (128th season of intercollegiate football).
- 2,055** The number of rushing yards **TB Rashaan Salaam** had in 1994 (the fourth at the time with a 2,000-yard season), on his way to the Heisman.
- 3,156** The number of passing yards by **QB Koy Detmer** in 1996, CU's single-season record.
- 3,347** The number of career yards by CU's all-time receiving leader, **WR Nelson Spruce** (2012-15).
- 3,940** The number of career yards by CU's all-time rushing leader, **TB Eric Bieniemy** (1987-90).
- 5,345** The elevation in feet of CU's Folsom Field (field level), the third highest stadium elevation in the FBS (behind Wyoming and Air Force).
- 9,568** The number of career passing yards by CU's all-time passing leader, **QB Sefo Liufau** (2013-16).
- 10,509** The number of career yards by CU's all-time total offense leader, **QB Sefo Liufau** (2013-16).

MONTHLY TAB

The Buffs are **57-57-2** in their last **116** October games dating back to 1989 and are **65-40** in their last **105** September games, a pretty decent record considering the quality of non-conference schedule CU almost annually plays. Colorado is **61-47-1** in its last **109** November games (**55-35** against all-comers aside from Nebraska, going 6-12-1 against NU in turkey month, and **54-19** against unranked teams; in 2016, Colorado was **4-0** in November for the first time since 1975). CU is **5-9** in December games since 1993, including bowls, and is **3-3-1** in August games in its history.

PAC-12 BOWL AGREEMENTS FOR 2017

Here are the Pac-12 bowl agreements that were signed in 2014 and run through the 2020 season; the conference's lineup for the 2017 bowl season:

- | | |
|---|--|
| # 1 Rose Bowl presented by Northwestern Mutual (Jan. 1, if in CFP semifinal; otherwise, see below). | # 4 Foster Farms (Dec. 27 vs. Big Ten) |
| # 2 Valero Alamo (Dec. 28 vs. Big 12) | # 5 Hyundai Sun (Dec. 29 vs. ACC) |
| # 3 San Diego County Credit Union Holiday (Dec. 28 vs. Big Ten) | # 6 Las Vegas (Dec. 16 vs. MW or BYU) |
| | # 7 Cactus (Dec. 26 vs. Big 12) |

Note: If the Pac-12 champion is in the top four of the College Football Playoff poll following the 2017 season it would play in the Rose Bowl as a participant in the CFP semifinals. If the champion is not among those four, it would play in either the Fiesta, Orange, Peach or Cotton bowls.

RANKED "UNDEFEATEDS" FALL AT FOLSOM

Eleven ranked, undefeated teams have lost their "0" in the loss column at Folsom Field since 1989. The last was Kansas in 2009, as the Jayhawks (5-0) hit town ranked No. 17 and lost 34-30. In 2007, Oklahoma (4-0) rolled in ranked No. 3 and left with a 27-24 setback; in 2002, Kansas State came to Boulder ranked No. 13 at 4-0 and lost, 35-31. Two bit the dust in 2001: Nebraska (11-0, No. 1 in the BCS and No. 2 in the polls) fell 62-36 game to the Buffs, as did Texas A & M (5-0, No. 20), 31-21. In 1998, No. 22 Texas Tech (6-0) lost 19-17; in 1995, No. 3 Texas A&M (2-0) lost, 29-21; in 1994, No. 10 Wisconsin (2-0) was crushed, 55-17; and in 1990, No. 12 Washington (3-0) left a 20-14 loser. In 1989, No. 10 Illinois (2-0) lost 38-7 and No. 3 Nebraska (8-0) fell, 27-21. *(Not included is a 43-10 win over No. 23-FCS Charleston Southern in 2013, which came to Boulder with a 7-0 mark.)*

STREAKING

Colorado has active multiple win streaks going against 11 Division I-A schools. The list: **5**—Air Force; **4**—San Jose State; **3**—Colorado State, Minnesota, Oregon State, Utah State, Wyoming; **2**—Iowa, Louisiana-Monroe, Massachusetts and Notre Dame. CU's longest current losing streaks are to Southern California (11), Washington (8), Missouri and Texas (5), and LSU, Michigan, Ohio State and Oklahoma State (3).

THE PRIMO TWENTY-FOUR

Colorado is one of just **24** schools in I-A/FBS history to be able to make the claim of winning (or sharing) a national championship and also having a Heisman Trophy winner. The criteria for national championship consideration included those crowned by the *Associated Press*, the coaches and the BCS; 30 total schools at one point in the past have been able to claim the throne. This prestigious short list (Alabama is the latest to join, doing so in 2009):

| School | National Championships | Heisman Trophies | School | National Championships | Heisman Trophies |
|-----------------|------------------------------------|------------------|------------|---------------------------|--------------------------|
| Alabama | 1961-64-65-73-78-79-92-09-11-12-15 | 2009-15 | Nebraska | 1970-71-94-95-97 | 1972-83-2001 |
| Army | 1944-45 | 1945-46-58 | Notre Dame | 1943-46-47-49-66-73-77-88 | 1943-47-49-53-56-64-87 |
| Auburn | 1957-2010 | 1971-85-2010 | Ohio State | 1942-54-57-68-2002 | 1944-50-55-74-75-95-2006 |
| Brigham Young | 1984 | 1990 | Oklahoma | 1950-55-56-74-75-85-2000 | 1952-69-78-2003-08 |
| Colorado | 1990 | 1994 | Penn State | 1982-86 | 1973 |
| Florida | 1996-2006-08 | 1966-96-2007 | Pittsburgh | 1937-76 | 1976 |
| Florida State | 1993-99-2013 | 1993-2000-13 | Syracuse | 1959 | 1961 |
| Georgia | 1980 | 1942-82 | Texas | 1963-69-70-2005 | 1977-98 |
| Louisiana State | 1958-2003 | 1959 | Texas A& M | 1939 | 1957-2012 |
| Miami, Fla. | 1983-87-89-91-2001 | 1986-92 | TCU | 1938 | 1938 |
| Michigan | 1948-97 | 1940-91-97 | UCLA | 1954 | 1967 |
| Minnesota | 1936-40-60 | 1941 | USC | 1962-67-72-74-78-2003-04 | 1965-68-79-81-2002-04-05 |

Schools with national championships and no Heisman winner are Michigan State (2), Tennessee (2) and Clemson, Georgia Tech, Maryland and Washington (all 1).

THE BUFFS & COLLEGE FOOTBALL HARDWARE

Colorado is in an elite group when it comes to claiming college football's prestigious trophies dating back to the 1990 season. A proliferation of awards has emerged since the late 1980s, and the Buffs are near the top of the list when it comes to collecting these statues. CU has had seven different players win nine trophies over the last 27 seasons (1990-2016), the 15th most nationally when it comes to trophies (and tied for 15th in the number of *different* players who have been honored). The below postseason "hardware" count includes the Heisman Trophy and the Lombardi, Maxwell, Walter Camp, Butkus, Thorpe, O'Brien, Unitas, Groza, Biletnikoff, Doak Walker, Nagurski, Bednarik, Mackey, Tatupu (defunct), Ray Guy, Rimington, Lott, Hendricks, Hornung and Bullworth (on-field player awards only—for example, if the Draddy/Campbell was included, CU would have one more on each list; so players only, no coaches, no "fad" awards around for a year or two, and no Disney Spirit, Orange Bowl Courage, etc. awards). The list of schools that have had winners between 1990 and 2016 (players only; LSU and Michigan players shared the 2004 Rimington Award and thus were both compensated for in the trophy count):

| School | Players | Trophies | School | Players | Trophies | School | Players | Trophies | School | Players | Trophies | School | Players | Trophies |
|-----------------|---------|----------|-----------------|----------|----------|----------------|---------|----------|----------------|---------|----------|-------------------|---------|----------|
| Alabama | 18 | 25 | COLORADO | 7 | 9 | Washington | 4 | 5 | Oregon State | 3 | 3 | East Carolina | 1 | 1 |
| Florida State | 12 | 22 | Arizona | 6 | 9 | Arizona State | 3 | 5 | Purdue | 3 | 3 | Fresno State | 1 | 1 |
| Ohio State | 13 | 22 | Georgia | 5 | 8 | Baylor | 3 | 5 | Louisiana Tech | 2 | 3 | Hawai'i | 1 | 1 |
| Texas | 11 | 22 | Iowa | 8 | 8 | Tennessee | 3 | 5 | Maryland | 2 | 3 | Kentucky | 1 | 1 |
| Oklahoma | 13 | 20 | Stanford | 6 | 8 | Brigham Young | 2 | 5 | Virginia Tech | 2 | 3 | Marshall | 1 | 1 |
| Michigan | 10 | 18 | Louisville | 5 | 8 | Georgia Tech | 4 | 4 | California | 2 | 2 | Mississippi State | 1 | 1 |
| Miami, Fla. | 9 | 17 | Texas A&M | 6 | 7 | Kansas State | 4 | 4 | Missouri | 2 | 2 | N.C. State | 1 | 1 |
| Penn State | 9 | 17 | Auburn | 4 | 7 | Oklahoma State | 4 | 4 | Tulane | 2 | 2 | Rutgers | 1 | 1 |
| Florida | 8 | 15 | Pittsburgh | 3 | 7 | Utah | 4 | 4 | Virginia | 2 | 2 | South Carolina | 1 | 1 |
| Notre Dame | 8 | 15 | Clemson | 5 | 6 | Minnesota | 3 | 4 | Wake Forest | 2 | 2 | Southern Miss | 1 | 1 |
| Nebraska | 9 | 14 | Arkansas | 4 | 6 | Mississippi | 3 | 4 | West Virginia | 2 | 2 | Washington State | 1 | 1 |
| Wisconsin | 10 | 13 | Boston College | 3 | 6 | Northwestern | 1 | 4 | North Carolina | 1 | 2 | Wyoming | 1 | 1 |
| USC | 8 | 13 | Oregon | 2 | 6 | Illinois | 3 | 3 | Temple | 1 | 2 | | | |
| Louisiana State | 7 | 11 | Texas Tech | 5 | 5 | Memphis | 3 | 3 | Cincinnati | 1 | 1 | | | |
| UCLA | 8 | 9 | TCU | 4 | 5 | Michigan State | 3 | 3 | Colorado State | 1 | 1 | | | |

2017 OPPONENT SCHEDULES & RESULTS

COLORADO STATE (6-2)

| | | |
|------|-------------------|----|
| 58 | OREGON STATE | 27 |
| 3 | Colorado (Denver) | 17 |
| 38 | ABILENE CHRISTIAN | 10 |
| 23 | at Alabama | 41 |
| 51 | at Hawaii | 21 |
| 27 | at Utah State | 14 |
| 44 | NEVADA | 42 |
| 27 | at New Mexico | 24 |
| O 28 | AIR FORCE | |
| N 4 | at Wyoming | |
| N 11 | BOISE STATE | |
| N 18 | at San Jose State | |

TEXAS STATE (1-6)

| | | |
|------|---------------------|----|
| 20 | HOUSTON BAPTIST | 11 |
| 3 | at Colorado | 37 |
| 13 | APPALACHIAN STATE | 20 |
| 14 | TEXAS-SAN ANTONIO | 44 |
| 10 | at Wyoming | 45 |
| 27 | LOUISIANA-MONROE | 45 |
| 7 | at Louisiana | 24 |
| O 28 | at Coastal Carolina | |
| N 4 | NEW MEXICO STATE | |
| N 11 | GEORGIA STATE | |
| N 18 | at Arkansas State | |
| N 24 | at Troy | |

NORTHERN COLORADO (2-4)

| | | |
|------|------------------------|-----|
| 41 | COLLEGE OF IDAHO | 14 |
| ... | at Florida (cancelled) | ... |
| 21 | at Colorado | 41 |
| 43 | IDAHO STATE | 42 |
| 20 | at Northern Arizona | 48 |
| 38 | at North Dakota | 48 |
| 24 | MONTANA STATE | 27 |
| O 28 | SOUTHERN UTAH | |
| N 4 | at Sacramento State | |
| N 11 | at Montana | |
| N 18 | CAL POLY | |

WASHINGTON (6-1)

| | | |
|------|------------------|----|
| 30 | at Rutgers | 14 |
| 63 | MONTANA | 7 |
| 48 | FRESNO STATE | 16 |
| 37 | at Colorado | 10 |
| 42 | at Oregon State | 7 |
| 38 | CALIFORNIA | 7 |
| 7 | at Arizona State | 13 |
| O 28 | UCLA | |
| N 4 | OREGON | |
| N 10 | at Stanford | |
| N 18 | UTAH | |
| N 25 | WASHINGTON STATE | |

UCLA (4-3)

| | | |
|------|------------------------|----|
| 45 | TEXAS A&M | 44 |
| 56 | HAWAII | 23 |
| 45 | at Memphis | 48 |
| 34 | at Stanford | 58 |
| 27 | COLORADO | 23 |
| 30 | at Arizona | 47 |
| 31 | OREGON | 14 |
| O 28 | at Washington | |
| N 3 | at Utah | |
| N 11 | ARIZONA STATE | |
| N 18 | at Southern California | |
| N 24 | CALIFORNIA | |

ARIZONA (5-2)

| | | |
|------|------------------------|----|
| 62 | NORTHERN ARIZONA | 24 |
| 16 | HOUSTON | 19 |
| 63 | at Texas-El Paso | 16 |
| 24 | UTAH | 30 |
| 45 | at Colorado | 42 |
| 47 | UCLA | 30 |
| 45 | at California (2 OT) | 44 |
| O 28 | WASHINGTON STATE | |
| N 4 | at Southern California | |
| N 11 | OREGON STATE | |
| N 18 | at Oregon | |
| N 25 | at Arizona State | |

OREGON STATE (1-6)

| | | |
|------|------------------------|----|
| 27 | at Colorado State | 58 |
| 35 | PORTLAND STATE | 32 |
| 14 | MINNESOTA | 48 |
| 23 | Washington State | 52 |
| 7 | WASHINGTON | 42 |
| 10 | at Southern California | 38 |
| 33 | COLORADO | 36 |
| O 26 | STANFORD | |
| N 4 | at California | |
| N 11 | at Arizona | |
| N 18 | ARIZONA STATE | |
| N 25 | at Oregon | |

WASHINGTON STATE (7-1)

| | | |
|------|---------------------|----|
| 31 | MONTANA STATE | 0 |
| 47 | BOISE STATE (3 OT) | 44 |
| 52 | OREGON STATE | 23 |
| 45 | NEVADA | 7 |
| 30 | SOUTHERN CALIFORNIA | 27 |
| 33 | at Oregon | 10 |
| 3 | at California | 37 |
| 28 | COLORADO | 0 |
| O 28 | at Arizona | |
| N 4 | STANFORD | |
| N 11 | at Utah | |
| N 25 | at Washington | |

CALIFORNIA (4-4)

| | | |
|------|---------------------|----|
| 35 | at North Carolina | 30 |
| 33 | WEBER STATE | 20 |
| 27 | MISSISSIPPI | 16 |
| 20 | SOUTHERN CALIFORNIA | 30 |
| 24 | at Oregon | 45 |
| 7 | at Washington | 38 |
| 37 | WASHINGTON STATE | 3 |
| 44 | ARIZONA (2 OT) | 45 |
| O 28 | at Colorado | |
| N 4 | OREGON STATE | |
| N 18 | at Stanford | |
| N 24 | at UCLA | |

ARIZONA STATE (4-3)

| | | |
|------|---------------------|----|
| 37 | NEW MEXICO STATE | 31 |
| 20 | SAN DIEGO STATE | 30 |
| 45 | at Texas Tech | 52 |
| 37 | OREGON | 35 |
| 24 | at Stanford | 34 |
| 13 | WASHINGTON | 7 |
| 30 | at Utah | 10 |
| O 28 | SOUTHERN CALIFORNIA | |
| N 4 | COLORADO | |
| N 11 | at UCLA | |
| N 18 | at Oregon State | |
| N 25 | ARIZONA | |

SOUTHERN CALIFORNIA (6-2)

| | | |
|------|---------------------|----|
| 49 | WESTERN MICHIGAN | 31 |
| 42 | STANFORD | 24 |
| 27 | TEXAS (2 OT) | 24 |
| 30 | at California | 20 |
| 27 | at Washington State | 30 |
| 38 | OREGON STATE | 10 |
| 28 | UTAH | 27 |
| 14 | at Notre Dame | 49 |
| O 28 | at Arizona State | |
| N 4 | ARIZONA | |
| N 11 | at Colorado | |
| N 18 | UCLA | |

UTAH (4-3)

| | | |
|------|------------------------|----|
| 37 | NORTH DAKOTA | 16 |
| 19 | at Brigham Young | 13 |
| 54 | SAN JOSE STATE | 16 |
| 30 | at Arizona | 24 |
| 20 | STANFORD | 23 |
| 27 | at Southern California | 28 |
| 10 | ARIZONA STATE | 30 |
| O 28 | at Oregon | |
| N 3 | UCLA | |
| N 11 | WASHINGTON STATE | |
| N 18 | at Washington | |
| N 25 | COLORADO | |

KEY: ◆—Pac-12 Conference game; ⇄—Mountain West game; ◇—Sun Belt Conference game; □—Big Sky Conference game.

OPPONENTS & 2017 SCHEDULE TIDBITS

The 12 opponents on the 2017 Colorado schedule combined for a 75-74 record in 2016 (50.3 winning percentage); five teams made the postseason, including one College Football Playoff participant (Washington).

- The Buffaloes opened on a weeknight for the fourth straight season (2015 in Honolulu, and 2014, 2016 and 2017 in Denver); the Buffs opened the MacIntyre Era on a Sunday in 2013, so Colorado has not opened a season on a Saturday since 2012.
- Colorado didn't leave the state for its first road game until Sept. 30, the fifth week/game of the season (one game in Denver followed by three in Boulder); the last time that happened was in 2001, but that was due to 9/11 (CU was supposed to play at Washington State in week four, or on Sept. 15). Otherwise you have to go back to 1998 (three in Boulder, one in Denver) and then 1978 (when the Buffaloes opened with five straight games at home en route to a record eight home games). A little different from last year, when for the first time in CU history the Buffs played one week in the Eastern Time Zone (at Michigan) and then the next in the Pacific (at Oregon).
- The Buffaloes played Northern Colorado for the first time since 1934; the Bears won that, 13-7, over the Silver & Gold as CU was a month-plus shy of adopting "Buffaloes" as its permanent nickname. That was also CU's first-ever night game in the state of Colorado.
- **2 & 2.** Colorado doesn't have a game the week before two games (Colorado State, Utah), while only Northern Colorado and Arizona have a bye prior to playing the Buffs (Arizona's was scheduled; UNC's was not, as a Sept. 9 game at Florida was cancelled due to Hurricane Irma, giving the Bears an unscheduled bye).
- Colorado will travel 7,086 miles round-trip for its non-Boulder games in 2017: CSU (Denver, 60), UCLA (Los Angeles, 1,666), Oregon State (Eugene, 1,916), Washington State (Lewiston, 1,554), Arizona State (Tempe, 1,178) and Utah (Salt Lake City: 712). Last year, CU traveled 11,704 miles over the course of the season (eight trips, including to Denver for CSU, the Pac-12 Championship game and the Alamo Bowl).
- Colorado has at least one regular season game on a non-Saturday for the 22nd straight season; the Buffs had played the Friday after Thanksgiving from 1996 through 2012, a span of 17 seasons (Nebraska 1995-2010, Utah 2011-12). But starting in 2013, the game with the Utes has been passed on by the Pac-12's television partners for Friday airing.
- Conference regular season misses: the Buffaloes do not play Oregon or Stanford (replaced by California and Washington); Oregon is the last school that has come off CU's schedule from the North Division, the only team in the division CU played in all of its first six years in the conference.
- Washington was just the third defending conference champion to visit Boulder in the last 13 years, joining Oklahoma (2007) and Oregon (2015).



THE 2017 SCHEDULE ... THEN AND NOW

CU's home opener followed the CSU game against Texas State (Sept. 9), the first-ever meeting between the two and then the Buffaloes closed out non-league play in Boulder with the first game against Northern Colorado since 1934 (Sept. 16). Texas State replaced San Jose State on the schedule (who asked out in 2015) and that was after the Spartans had replaced Arizona State once CU joined the Pac-12 in 2011; UNC replaced a scheduled home game against Oregon for the same reason. Thus, Colorado's original 2017 non-conference schedule was: CSU in Denver, ASU in Tempe and Oregon in Boulder.

2017 PAC-12 COMPOSITE SCHEDULE & RESULTS

Week Zero (Aug. 26)

COLORADO STATE 58, Oregon State 27
Stanford 62, Rice 7 (at Sydney, Australia)

Week One (Aug. 31-Sept. 3)

(Aug. 31) UTAH 37, North Dakota 16
(Aug. 31) ARIZONA STATE 37, New Mexico State 31
(Sept. 1) Colorado 17, Colorado State 3 (at Denver)
(Sept. 1) Washington 30, RUTGERS 14
ARIZONA 62, Northern Arizona 24
California 35, NORTH CAROLINA 30
OREGON 77, Southern Utah 21
Oregon State 35, Portland State 32
SOUTHERN CALIFORNIA 49, Western Michigan 31
WASHINGTON STATE 31, Montana State 0
(Sept. 3) UCLA 45, Texas A&M 44

Week Two (Sept. 9)

COLORADO 37, Texas State 3
*SOUTHERN CALIFORNIA 42, Stanford 24
CALIFORNIA 33, Weber State 20
Houston 19, ARIZONA 16
Minnesota 48, OREGON STATE 14
OREGON 42, Nebraska 35
San Diego State 30, ARIZONA STATE 20
UCLA 56, Hawai'i 23
Utah 19, BRIGHAM YOUNG 13
WASHINGTON 63, Montana 7
WASHINGTON STATE 47, Boise State 44 (3 OT)

Week Three (Sept. 16)

(Sept. 15) Arizona 63, TEXAS-EL PASO 16
COLORADO 41, Northern Colorado 21
CALIFORNIA 27, Mississippi 16
MEMPHIS 48, UCLA 45
Oregon 49, WYOMING 13
SAN DIEGO STATE 20, Stanford 17
SOUTHERN CALIFORNIA 27, Texas 24 (2 OT)
TEXAS TECH 52, Arizona State 45
UTAH 54, San Jose State 16
WASHINGTON 48, Fresno State 16
*WASHINGTON STATE 52, Oregon State 23

Week Four (Sept. 23)

(Sept. 22) *Utah 30, ARIZONA 24
*Washington 37, COLORADO 10
*ARIZONA STATE 37, Oregon 35
*Southern California 30, CALIFORNIA 20
*STANFORD 58, UCLA 34
WASHINGTON STATE 45, Nevada 7

Week Five (Sept. 30)

(Sept. 29) * WASHINGTON STATE 30, Southern Cal 27
*UCLA 27, Colorado 23
*OREGON 45, California 24
*STANFORD 34, Arizona State 24
*Washington 42, OREGON STATE 7

Week Six (Oct. 7)

*Arizona 45, COLORADO 42
*SOUTHERN CALIFORNIA 38, Oregon State 10
*Stanford 23, UTAH 20
*WASHINGTON 38, California 7
*Washington State 33, OREGON 10

Week Seven (Oct. 14)

(Oct. 13) *CALIFORNIA 37, Washington State 3
*Colorado 36, OREGON STATE 33
*SOUTHERN CALIFORNIA 28, Utah 27
*ARIZONA 47, UCLA 30
*ARIZONA STATE 13, Washington 7
*STANFORD 49, Oregon 7

Week Eight (Oct. 21)

*WASHINGTON STATE 28, Colorado 0
*Arizona State 30, UTAH 10
*UCLA 31, Oregon 14
NOTRE DAME 49, Southern California 14
*Arizona 45, CALIFORNIA 44 (2 OT)

Week Nine (Oct. 28)

(Oct. 26) *Stanford at Oregon State (ESPN) 7:00 p.m.
*California at Colorado (PAC12) 12:00 p.m.
UCLA at Washington (ABC/ESPN2) 1:30 p.m.
*Utah at Oregon (PAC12) 3:45 p.m.
*Washington State at Arizona (PAC12) 7:30 p.m.
*USC at Arizona State (ESPN) 8:45 p.m.

Week Ten (Nov. 4)

(Nov. 3) *UCLA at Utah (FS1) 7:30 p.m.
*Colorado at Arizona State (PAC12) 7:07 p.m.
*Oregon State at California (PAC12) 3:07 p.m.
*Arizona at USC TBA
*Oregon at Washington TBA
*Stanford at Washington State TBA

Week Eleven (Nov. 11)

(Nov. 10) *Washington at Stanford (FS1) 8:30 p.m.
*USC at Colorado TBA
*Arizona State at UCLA TBA
*Oregon State at Arizona TBA
*Washington at Stanford TBA
*Washington State at Utah TBA

Week Twelve (Nov. 18)

*Arizona at Oregon TBA
*Arizona State at Oregon State TBA
*California at Stanford TBA
*UCLA at USC TBA
*Utah at Washington TBA

Week Thirteen (Nov. 25)

(Nov. 24) *California at UCLA (FS1) 8:30 p.m.
*Colorado at Utah TBA
*Arizona at Arizona State TBA
*Oregon State at Oregon (ESPN/2) TBA
*Washington State at Washington TBA
Notre Dame at Stanford TBA

Week Fourteen (Dec. 1)

Pac-12 Championship at Santa Clara (ESPN) TBA

All times listed are MDT/MST. Home team in CAPS. *—denotes Pacific-12 Conference game. Television selections Sept. 23 and beyond are made on 12 days' notice by the Pac-12 television partners (ESPN/ABC, FOX/FOX Sports 1 or 2, Pac-12 Networks); ESPN/ABC also has an option of utilizing a 6-day selection process three times annually. With the advent of the Pac-12 Networks (National; Arizona, Mountain, Oregon, Northern California, Southern California, Washington), all conference games and non-league home games will again be televised in 2017 (78 in all). ABC's standard afternoon regional telecast window is at 1:30 p.m. MT in addition to a number of prime-time windows (6 p.m. MT; those games will be selected from the Pac-12, American Athletic, ACC, Big 10 or Big 12). ESPN/ESPN 2 will utilize several windows, including a 7 p.m. MT window on Thursdays, with those games preselected ahead of the season.

2017 PAC-12 CONFERENCE STANDINGS

South Division (+2)

| School (AP/Coaches) | conference | | | | | overall | | | | | Next Up |
|------------------------------------|------------|---|------|-----|-----|---------|---|------|-----|-----|--------------------------|
| | W | L | Pct. | Pts | Opp | W | L | Pct. | Pts | Opp | |
| Southern California (#21/#21)..... | 4 | 1 | .800 | 165 | 111 | 6 | 2 | .750 | 255 | 215 | O 28 at Arizona State |
| Arizona (--/RV)..... | 3 | 1 | .750 | 161 | 146 | 5 | 2 | .714 | 302 | 205 | O 28 WASHINGTON STATE |
| Arizona State (--/RV)..... | 3 | 1 | .750 | 104 | 86 | 4 | 3 | .571 | 206 | 199 | O 28 SOUTHERN CALIFORNIA |
| UCLA..... | 2 | 2 | .500 | 122 | 142 | 4 | 3 | .571 | 268 | 257 | O 28 at Washington |
| Utah..... | 1 | 3 | .250 | 87 | 105 | 4 | 3 | .571 | 197 | 150 | O 28 at Oregon |
| COLORADO..... | 1 | 4 | .200 | 111 | 170 | 4 | 4 | .500 | 206 | 197 | O 28 CALIFORNIA |

North Division (-2)

| School (AP/Coaches) | conference | | | | | overall | | | | | Next Up |
|---------------------------------|------------|---|------|-----|-----|---------|---|------|-----|-----|----------------------|
| | W | L | Pct. | Pts | Opp | W | L | Pct. | Pts | Opp | |
| Washington State (#15/#16)..... | 4 | 1 | .800 | 146 | 97 | 7 | 1 | .875 | 269 | 148 | O 28 at Arizona |
| Stanford (#20/#20)..... | 4 | 1 | .800 | 188 | 127 | 5 | 2 | .714 | 267 | 154 | O 26 at Oregon State |
| Washington (#12/#11)..... | 3 | 1 | .750 | 124 | 37 | 6 | 1 | .857 | 265 | 74 | O 28 UCLA |
| Oregon..... | 1 | 4 | .200 | 111 | 174 | 4 | 4 | .500 | 279 | 243 | O 28 UTAH |
| California..... | 1 | 4 | .200 | 132 | 161 | 4 | 4 | .500 | 227 | 227 | O 28 at California |
| Oregon State..... | 0 | 4 | .000 | 73 | 168 | 1 | 6 | .143 | 149 | 306 | O 26 STANFORD |

A LOOK AT THE PAC-12 DIVISIONS

After the Pac-12 announced it was expanding to 12 teams in 2010 with the additions of Colorado (June 10) and Utah (June 17), later that year the divisions in football only were announced: CU and Utah joined Arizona, Arizona State, Southern California and UCLA in the Pac-12 South; the Oregon and Washington schools along with Cal and Stanford would comprise the Pac-12 North. Here's a look at the divisions and the all-time records of each program as listed by the NCAA through games of October 21 (with 2017 records in parenthesis):

| PAC-12 SOUTH | Seasons | Games | W | L | T | Pct. | PAC-12 NORTH | Seasons | Games | W | L | T | Pct. |
|--------------------------------|--------------|--------------|-------------|------------|-------------|-------------|-----------------------------|--------------|-------------|-------------|------------|-------------|------|
| Arizona (5-2)..... | 114 | 1,093 | 606 | 454 | 33 | .570 | California (4-4)..... | 122 | 1,241 | 660 | 530 | 51 | .553 |
| Arizona State (4-3)..... | 105 | 1,013 | 604 | 385 | 24 | .609 | Oregon (4-4)..... | 122 | 1,182 | 645 | 491 | 46 | .565 |
| Colorado (4-3)..... | 128 | 1,233 | 699 | 498 | 36 | .582 | Oregon State (1-6)..... | 121 | 1,168 | 530 | 588 | 50 | .477 |
| Southern California (6-2)..... | 124 | 1,221 | 829 | 338 | 54 | .701 | Stanford (5-2)..... | 111 | 1,141 | 640 | 452 | 49 | .582 |
| UCLA (4-3)..... | 99 | 1,045 | 600 | 408 | 37 | .592 | Washington (6-1)..... | 128 | 1,214 | 721 | 443 | 50 | .613 |
| Utah (4-3)..... | 124 | 1,152 | 665 | 456 | 31 | .591 | Washington State (7-1)..... | 122 | 1,130 | 532 | 553 | 45 | .491 |
| Totals | 6,757 | 4003 | 2539 | 215 | .608 | | Totals..... | 7,076 | 3728 | 3057 | 291 | .548 | |

ALL-TIME PAC-12 HEAD-TO-HEAD SERIES RECORDS

A look at the team versus team football histories in the Pac-12 (won-lost-tied; does not include vacated games):

| School | UA | ASU | CAL | COLO | OREG | OSU | STAN | UCLA | USC | UTAH | WASH | WSU | Totals |
|------------------|-------------|------------|------------|--------------|-------------|------------|------------|-------------|-------------|----------------|---------------|------------|------------------|
| Arizona | | 40-39-1 | 18-14-2 | 6-14 | 16-25 | 22-15-1 | 14-16 | 15-24-2 | 8-32 | 19-22-2 | 11-21-1 | 26-16 | 196-237- 9 |
| Arizona State | 39-40-1 | | 16-18 | 7-1 | 17-19 | 27-13-1 | 17-13 | 13-19-1 | 12-21 | 21-8 | 20-15 | 26-15-2 | 215-182- 5 |
| California | 14-18-2 | 18-16 | | 5-3 | 38-37-1 | 35-33 | 41-49-6 | 33-53-1 | 30-70-5 | 6-5 | 39-55-4 | 47-27-5 | 306-366-24 |
| Colorado | 14-6 | 1-7 | 3-5 | | 9-12 | 5-5 | 4-6 | 3-10 | 0-11 | 32-28-3 | 5-11-1 | 6-5 | 82-106- 4 |
| Oregon | 25-16 | 19-17 | 37-38-1 | 12-9 | | 63-47-10 | 32-45-1 | 28-40 | 20-39-2 | 21-9 | 45-59-5 | 47-41-7 | 349-360-25 |
| Oregon State | 15-22-1 | 13-27-1 | 33-35 | 5-5 | 47-63-10 | | 25-55-3 | 16-43-4 | 11-62-4 | 11-9-1 | 34-64-4 | 47-52-3 | 257-437-31 |
| Stanford | 16-14 | 13-17 | 49-41-6 | 6-4 | 45-32-1 | 55-25-3 | | 41-45-3 | 32-62-3 | 4-4 | 40-42-4 | 40-26-1 | 341-312-21 |
| UCLA | 24-15-2 | 19-13-1 | 53-33-1 | 10-3 | 40-28 | 43-16-4 | 45-41-3 | | 31-48-7 | 11-4 | 40-30-2 | 40-20-1 | 356-251-21 |
| USC | 32-8 | 21-12 | 70-30-5 | 11-0 | 39-20-2 | 62-11-4 | 62-32-3 | 48-31-7 | | 11-5 | 52-29-4 | 59-10-4 | 467-188-29 |
| Utah | 22-19-2 | 8-21 | 5-6 | 28-32-3 | 9-21 | 9-11-1 | 4-4 | 4-11 | 5-11 | | 1-9 | 7-7 | 102-152- 6 |
| Washington | 21-11-1 | 15-20 | 55-39-4 | 11-5-1 | 59-45-5 | 65-34-4 | 42-40-4 | 30-40-2 | 29-52-4 | 9-1 | | 71-32-6 | 397-320-31 |
| Washington State | 16-26 | 15-26-2 | 27-47-5 | 5-6 | 41-47-7 | 52-47-3 | 26-40-1 | 20-40-1 | 10-59-4 | 7-7 | 32-71-6 | | 251-416-28 |

PERCEPTION

Here's a quick fact when it comes to CU and Utah joining the Pac-12: the two are travel partners, and most assumed it wouldn't be a cozy as the other five pairs. Well, first of all, it's not like they travel together, the same teams will roll into Boulder and Salt Lake City the same weekends, and the other schools will host CU and Utah in one order or the other. The campus of CU and Utah are 356 miles apart; did you know Washington and Washington State's campuses are 252 miles apart? And the Arizona schools are separated by 102 miles; the others are all under 40, with USC and UCLA the closest. Bottom line is that CU and Utah are not really that far out of whack (Texas A&M and Texas Tech are further apart than the Buffs and the Utes by some 29 miles).



FOLSOM FIELD RANKED SEVENTH TOUGHEST PLACE TO PLAY

Yahoo! Sports in 2012 came out with its top 25 toughest places to play list, and lo and behold, Folsom Field came in at No. 7. In ranking CU in that spot, Yahoo! wrote: "Folsom Field, home of the Colorado Buffaloes, is one of the most underrated venues in college sports. The fans here always cheer hard and loud, and they are quite respectful and friendly to visiting fans." The Top 10 were comprised of: 1. Ohio State (*Ohio Stadium*); 2. Florida (*Ben Hill Griffin Stadium, a.k.a. the Swamp*); 3. Louisiana State (*Tiger Stadium, a.k.a., Death Valley*); 4. Auburn (*Jordan-Hare Stadium*); 5. Michigan State (*Spartan Stadium*); 6. Miami, Fla. (*Sun Life Stadium*); 7. **Colorado (*Folsom Field*)**; 8. West Virginia (*Mountaineer Field at Milan Puskar Stadium*); 9. Iowa (*Kinnick Stadium*); 10. Texas A&M (*Kyle Field*). The next Pac-12 school on the list was Oregon (*Autzen Stadium*) at No. 21, with Washington at No. 23 (*Husky Stadium*).

FOLSOM FIELD #1

LawnStarter.com recently ranked its top 16 College Football Stadiums with the Best Natural Scenery, and lo and behold, coming in at the top was CU's own **Folsom Field**. The top 10: 1. **Folsom Field (Colorado)**; 2. Lavell Edwards Stadium (BYU); 3. Utah Stadium (Utah); 4. Romney Stadium (Utah State); 5. Rose Bowl (UCLA); 6. Sun Bowl (UTEP); 7. Ryan Field (Northwestern); 8. Scott Stadium (Virginia); 9. Michie Stadium (Army); 10. **Kidd Brewer Stadium (Appalachian State)**; 11. Dowdy-Ficklen Stadium (East Carolina); 12. Dix Stadium (Kent State); 13. Memorial Stadium (California); 14. Kenan Stadium (North Carolina); 15. Memorial Stadium (Kansas); 16. Spartan Stadium (San Jose State).

The same publication ranked CU's natural grass field the third best national behind Iowa State (Jack Trice Field) and Northwestern (Ryan Field).

300+ AT FOLSOM

Colorado won its 300th game at Folsom Field in 2013 and is now **310-168-10** in the 94th season playing its home games at Folsom. The first game at Folsom was Oct. 11, 1924 (*then known as Colorado Stadium, built at a cost of \$75,000*); previous, CU was **73-17-6** at Gamble Field and **19-5** on other grass areas of campus; the Buffs are **403-191-16** all-time at home. The 2016 season marked CU's first winning one at home, as the Buffaloes went **6-0**; Colorado's last winning record at home had been in 2010 (with a 4-2 mark); it was CU's first undefeated season at home since 1994, when the Buffs went 6-0 in the late Rashaan Salaam's Heisman Trophy winning year. Over the 2011-12 seasons, CU was just 1-10 in Boulder before going 3-3 in Folsom in Mike MacIntyre's first season; the Buffs pulled even at home under "Mac" with the 6-0 mark in 2016 and are now **14-14** at Folsom in his tenure.

ACTIVE COLORADO CAREER STATISTICAL CHARTS

RUSHING

| Rk | Player (Seasons) | Att. | Yards | Avg. | TD |
|-----|--|------------|--------------|-------------|-----------|
| 1 | Eric Bieniemy (1987-90) | 699 | 3,940 | 5.63 | 41 |
| 2 | Rodney Stewart (2008-11) | 809 | 3,598 | 4.45 | 25 |
| 3 | Phillip Lindsay (2014-17) | 656 | 3,326 | 5.07 | 32 |
| 4 | Rashaan Salaam (1992-94) | 486 | 3,057 | 6.29 | 33 |
| 5 | Bobby Purify (2000-04) | 595 | 3,016 | 5.07 | 20 |
| 10 | Herchell Troutman (1994-97) | 568 | 2,487 | 4.38 | 21 |
| 15 | Kayo Lam (1933-35) | 313 | 2,140 | 6.84 | 18 |
| 20 | Carroll Hardy (1951-54) | 291 | 1,999 | 6.87 | 23 |
| 25 | William Harris (1965-67) | 330 | 1,585 | 4.80 | 4 |
| 30 | Mark Hatcher (1984-87) | 375 | 1,470 | 3.92 | 16 |
| 35 | Erich Kissick (1986-89) | 256 | 1,297 | 5.07 | 8 |
| 38 | Tony Jones (2011-14) | 308 | 1,269 | 4.12 | 8 |
| 39 | Frank Bernardi (1952-54) | 195 | 1,235 | 6.33 | 7 |
| 40 | Michael Adkins II (2013-17) | 247 | 1,200 | 4.86 | 13 |
| 104 | Steven Montez (2016-17) | 119 | 432 | 3.63 | 2 |
| 106 | Donovan Lee (2014-17) | 85 | 422 | 4.96 | 3 |
| 112 | Kyle Evans (2015-17) | 104 | 400 | 3.85 | 4 |

PASSING

| Rk | Player (Seasons) | Att-Com-Int | Pct. | Yards | TD | Rating |
|----|--------------------------------------|-------------------|-------------|--------------|-----------|---------------|
| 1 | Sefo Liufau (2013-16) | 1383-870-36 | 62.9 | 9,568 | 60 | 130.13 |
| 2 | Cody Hawkins (2007-10) | 1214-667-41 | 54.9 | 7,409 | 60 | 115.76 |
| 3 | Joel Klatt (2002-05) | 1095-666-33 | 60.8 | 7,375 | 44 | 124.63 |
| 4 | Kordell Stewart (1991-94) | 785-456-19 | 58.1 | 6,481 | 33 | 136.47 |
| 5 | Tyler Hansen (2008-11) | 872-505-28 | 57.9 | 5,705 | 35 | 119.69 |
| 6 | Koy Detmer (1992-96) | 594-350-25 | 58.9 | 5,390 | 40 | 148.95 |
| 7 | Mike Moschetti (1998-99) | 607-366-19 | 60.3 | 4,797 | 33 | 138.36 |
| 8 | John Hessler (1994-97) | 627-347-26 | 55.3 | 4,788 | 34 | 129.09 |
| 9 | Steve Vogel (1981-84) | 688-309-33 | 44.9 | 3,912 | 27 | 96.03 |
| 10 | Darian Hagan (1988-91) | 424-213-19 | 50.2 | 3,801 | 27 | 137.59 |
| 11 | Craig Ochs (2000-02) | 453-265-15 | 58.5 | 3,325 | 16 | 125.19 |
| 12 | Gale Weidner (1959-61) | 480-218-32 | 45.4 | 3,033 | 18 | 97.76 |
| 13 | Randy Essington (1980-82) | 496-247-26 | 49.8 | 2,773 | 10 | 92.95 |
| 14 | Steven Montez (2016-17) | 364-223-10 | 61.3 | 2,729 | 21 | 137.78 |

TOTAL OFFENSE

| Rk | Player (Seasons) | Rush | Pass | Total | TDR |
|----|--|--------------|----------|--------------|-----------|
| 1 | Sefo Liufau (2013-16) | 941 | 9,568 | 10,509 | 73 |
| 2 | Kordell Stewart (1991-94) | 1,289 | 6,481 | 7,770 | 48 |
| 3 | Cody Hawkins (2007-10) | -159 | 7,409 | 7,250 | 67 |
| 4 | Joel Klatt (2002-05) | -130 | 7,375 | 7,245 | 47 |
| 5 | Tyler Hansen (2008-11) | 478 | 5,705 | 6,183 | 43 |
| 11 | Eric Bieniemy (1987-90) | 3,940 | 63 | 4,003 | 42 |
| 12 | Rodney Stewart (2008-11) | 3,598 | 37 | 3,535 | 25 |
| 13 | Craig Ochs (2000-02) | 205 | 3,325 | 3,530 | 20 |
| 14 | Steve Vogel (1981-84) | -411 | 3,912 | 3,501 | 27 |
| 15 | David Williams (1973-75) | 959 | 2,449 | 3,408 | 25 |
| 16 | Phillip Lindsay (2014-17) | 3,326 | 0 | 3,326 | 32 |

RECEIVING (Receptions)

| Rk | Player (Seasons) | No. | Yards | Avg. | TD |
|----|--|------------|--------------|-------------|-----------|
| 1 | Nelson Spruce (2012-15) | 294 | 3,347 | 11.4 | 23 |
| 2 | Scotty McKnight (2007-10) | 215 | 2,521 | 11.7 | 22 |
| 3 | Shay Fields (2014-17) | 179 | 2,319 | 13.0 | 19 |
| 4 | Michael Westbrook (1991-94) | 167 | 2,548 | 15.3 | 19 |
| 5 | Paul Richardson (2010-13) | 156 | 2,412 | 15.5 | 21 |
| 6 | Phil Savoy (1994-97) | 152 | 2,176 | 14.3 | 14 |
| 7 | Javon Green (1997-2000) | 136 | 2,031 | 14.9 | 17 |
| 8 | Rae Carruth (1992-96) | 135 | 2,540 | 18.8 | 20 |
| 9 | Derek McCoy (2000-03) | 134 | 2,038 | 15.2 | 20 |
| 10 | Bryce Bobo (2014-17) | 130 | 1,396 | 10.7 | 10 |
| 11 | Charles E. Johnson (1990-93) | 127 | 2,447 | 19.3 | 15 |
| 12 | Devin Ross (2013-17) | 124 | 1,467 | 11.8 | 8 |
| 13 | Monte Huber (1967-69) | 111 | 1,436 | 12.9 | 5 |
| 14 | *Daniel Graham (1998-2001) | 106 | 1,543 | 14.6 | 11 |
| 15 | Patrick Williams (2005-08) | 104 | 1,070 | 10.3 | 3 |
| 16 | Dusty Sprague (2004-07) | 103 | 1,261 | 12.2 | 4 |
| 16 | Phillip Lindsay (2014-17) | 104 | 869 | 8.4 | 3 |
| 18 | *Christian Fauria (1991-94) | 98 | 1,058 | 10.8 | 11 |
| 19 | Darrin Chiaverini (1995-98) | 97 | 1,199 | 12.4 | 6 |
| 20 | D.J. Hackett (2002-03) | 93 | 1,194 | 12.8 | 9 |
| 20 | Rodney Stewart (2008-11) | 93 | 969 | 10.4 | 0 |

| | | | | | |
|----|-------------------------------|----|-----|------|---|
| 47 | Jay MacIntyre (2015-17) | 52 | 705 | 13.6 | 3 |
| 60 | Donovan Lee (2014-17) | 46 | 244 | 5.3 | 1 |

RECEIVING (Yards)

| Rk | Player (Seasons) | No. | Yards | Avg. | TD |
|----|--|------------|--------------|-------------|-----------|
| 1 | Nelson Spruce (2012-15) | 294 | 3,347 | 11.4 | 23 |
| 2 | Michael Westbrook (1991-94) | 167 | 2,548 | 15.3 | 19 |
| 3 | Rae Carruth (1992-96) | 135 | 2,540 | 18.8 | 20 |
| 4 | Scotty McKnight (2007-10) | 215 | 2,521 | 11.7 | 22 |
| 5 | Charles E. Johnson (1990-93) | 127 | 2,447 | 19.3 | 15 |
| 6 | Paul Richardson (2010-13) | 156 | 2,412 | 15.5 | 21 |
| 7 | Shay Fields (2014-17) | 179 | 2,319 | 13.0 | 19 |
| 8 | Phil Savoy (1994-97) | 152 | 2,176 | 14.3 | 14 |
| 9 | Derek McCoy (2000-03) | 134 | 2,038 | 15.2 | 20 |
| 10 | Javon Green (1997-2000) | 136 | 2,031 | 14.9 | 17 |
| 11 | *Daniel Graham (1998-2001) | 106 | 1,543 | 14.6 | 11 |
| 12 | Devin Ross (2013-17) | 124 | 1,467 | 11.8 | 8 |
| 13 | Monte Huber (1967-69) | 111 | 1,436 | 12.9 | 5 |
| 14 | Bryce Bobo (2014-17) | 130 | 1,396 | 10.7 | 10 |
| 15 | Dusty Sprague (2004-07) | 103 | 1,261 | 12.2 | 4 |
| 16 | Mike Pritchard (1987-90) | 47 | 1,241 | 26.4 | 10 |
| 17 | Marcus Stiggers (1996-99) | 80 | 1,223 | 15.1 | 10 |
| 18 | Ron Brown (1981-85) | 57 | 1,217 | 21.4 | 8 |
| 19 | Darrin Chiaverini (1995-98) | 97 | 1,199 | 12.4 | 6 |
| 20 | D.J. Hackett (2002-03) | 93 | 1,194 | 12.8 | 9 |
| 31 | Rodney Stewart (2008-11; most by a RB) | 93 | 969 | 10.4 | 0 |
| 38 | Phillip Lindsay (2014-17) | 104 | 869 | 8.4 | 3 |
| 44 | Jay MacIntyre (2015-17) | 52 | 705 | 13.6 | 3 |

ALL-PURPOSE YARDS

| Rk | Player (Seasons) | Rush | Rec | KOR | PR | Total |
|----|--|--------------|------------|--------------|----------|--------------|
| 1 | Phillip Lindsay (2014-17) | 3,326 | 869 | 1,077 | 0 | 5,272 |
| 2 | Rodney Stewart (2008-11) | 3,598 | 969 | 239 | 22 | 4,828 |
| 3 | Eric Bieniemy (1987-90) | 3,940 | 380 | 31 | 0 | 4,351 |
| 4 | Hugh Charles (2004-07) | 2,659 | 552 | 411 | 0 | 3,622 |
| 5 | Nelson Spruce (2012-15) | 2 | 3,347 | 63 | 180 | 3,592 |
| 10 | Charlie Davis (1971-73) | 2,958 | 131 | 75 | 0 | 3,164 |

YARDS FROM SCRIMMAGE

| Rk | Player (Seasons) | Rush | Rec | Total |
|----|--|--------------|--------------|--------------|
| 1 | Rodney Stewart (2008-11) | 3,598 | 969 | 4,567 |
| 2 | Eric Bieniemy (1987-90) | 3,940 | 380 | 4,320 |
| 3 | Phillip Lindsay (2014-17) | 3,326 | 869 | 4,195 |
| 4 | Bobby Purify (2000-04) | 3,016 | 508 | 3,524 |
| 5 | Rashaan Salaam (1992-94) | 3,057 | 412 | 3,469 |
| 10 | Lee Rouson (1981-84) | 2,296 | 699 | 2,995 |
| 15 | Michael Westbrook (1991-94) | 84 | 2,548 | 2,632 |
| 20 | Paul Richardson (2010-13) | 38 | 2,412 | 2,450 |
| 21 | Bobby Anderson (1967-69) | 2,367 | 68 | 2,435 |
| 22 | Shay Fields (2014-17) | 53 | 2,319 | 2,372 |

SCORING

| Rk | Player (Seasons) | TD | 2Pt | EP-EPA | FG-FGA | PTS |
|----|--|-----------|------------|--------------|--------------|------------|
| 1 | Mason Crosby (2003-06) | 0 | 0-0 | 109-117 | 66-88 | 307 |
| 2 | Will Oliver (2011-14) | 0 | 0-0 | 129-131 | 50-69 | 279 |
| 3 | Eric Bieniemy (1987-90) | 42 | 1-1 | 0-0 | 0-0 | 254 |
| 4 | Jeremy Aldrich (1996-99) | 0 | 0-0 | 87-95 | 48-64 | 231 |
| 5 | Bobby Anderson (1967-69) | 35 | 1-2 | 0-0 | 0-0 | 212 |
| 6 | Phillip Lindsay (2014-17) | 35 | 0-0 | 0-0 | 0-0 | 210 |
| 7 | Chris Brown (2001-02) | 34 | 0-0 | 0-0 | 0-0 | 204 |
| 8 | Rashaan Salaam (1992-94) | 33 | 0-0 | 0-0 | 0-0 | 198 |
| 9 | Tom Field (1979-83) | 0 | 0-0 | 82-86 | 36-55 | 190 |
| 10 | Byron White (1935-37) | 24 | 0-0 | 30-32 | 1-2 | 177 |
| 11 | Merwin Hodel (1949-51) | 28 | 0-0 | 0-0 | 0-0 | 168 |
| 11 | Aric Goodman (2008-10) | 0 | 0-0 | 93-96 | 25-47 | 168 |
| 15 | Neil Voskeritchian (1994-95) | 0 | 0-0 | 95-96 | 22-34 | 161 |
| 20 | James Mayberry (1975-78) | 25 | 0-0 | 0-0 | 0-0 | 150 |
| 25 | Bob Stransky (1955-57) | 21 | 0-0 | 12-22 | 0-0 | 138 |
| 25 | Lamont Warren (1991-93) | 23 | 0-0 | 0-0 | 0-0 | 138 |
| 25 | Scotty McKnight (2007-10) | 23 | 0-0 | 0-0 | 0-0 | 138 |
| 37 | Shay Fields (2014-17) | 20 | 0-0 | 0-0 | 0-0 | 120 |
| 65 | Michael Adkins (2013-17) | 14 | 0-0 | 0-0 | 0-0 | 84 |
| — | Bryce Bobo (2014-17) | 10 | 2-0 | 0-0 | 0-0 | 64 |
| — | James Stefanou (2017) | 0 | 0-0 | 23-23 | 10-12 | 53 |
| — | Devin Ross (2013-17) | 8 | 0-0 | 0-0 | 0-0 | 48 |

ACTIVE COLORADO CAREER STATISTICAL CHARTS, CONTINUED

KICK SCORING

| Rk | Player (Seasons) | EP-EPA | FG-FGA | PTS |
|----|--------------------------------|---------|--------|-----|
| 1 | Mason Crosby (2003-06) | 109-117 | 66-88 | 307 |
| 2 | Will Oliver (2011-14) | 129-131 | 50-69 | 279 |
| 3 | Jeremy Aldrich (1996-99) | 87-95 | 48-64 | 231 |
| 4 | Tom Field (1979-83) | 82-86 | 36-55 | 190 |
| 5 | Aric Goodman (2008-10) | 93-96 | 25-47 | 168 |
| 10 | Fred Lima (1972-73) | 59-62 | 21-45 | 122 |
| 15 | Tom Mackenzie (1974-75) | 62-68 | 14-28 | 104 |

PUNTING

| Rk | Player (Seasons) | No. | Yards | Avg. | Long | In 20 |
|----|---------------------------------|-----|-------|-------|------|-------|
| 1 | Mark Mariscal (1999-2002) | 99 | 4,632 | 46.79 | 68 | 25 |
| 2 | Barry Helton (1984-87) | 153 | 6,873 | 44.92 | 68 | 44 |
| 3 | Keith English (1985-88) | 55 | 2,457 | 44.67 | 77 | 21 |
| 4 | Zack Jordan (1950-52) | 137 | 6,113 | 44.62 | 78 | 23 |
| 5 | John Torp (2002-05) | 205 | 9,145 | 44.61 | 72 | 65 |
| 15 | Alex Kinney (2015-17) | 171 | 6,899 | 40.35 | 70 | 54 |

INSIDE THE 20: O'Neill 95, Torp 65, DiLallo 61, Kinney 54, Koleski 51,

KICKOFF RETURNS

| Rk | Player (Seasons) | No. | Yards | Avg. | TD |
|----|-----------------------------------|-----|-------|------|----|
| 1 | Ben Kelly (1997-99) | 64 | 1,798 | 28.1 | 3 |
| 2 | Terrence Wheatley (2003-07) | 56 | 1,350 | 24.1 | 0 |
| 3 | Josh Smith (2007-08) | 50 | 1,276 | 25.5 | 1 |
| 4 | M.J. Nelson (1986-89) | 51 | 1,198 | 23.5 | 0 |
| 5 | Walter Stanley (1980-81) | 49 | 1,172 | 23.9 | 1 |
| 6 | Phillip Lindsay (2014-17) | 44 | 1,077 | 24.5 | 0 |
| 7 | Bill Symons (1962-64) | 43 | 1,051 | 24.4 | 1 |
| 8 | Brian Lockridge (2007-11) | 44 | 968 | 22.0 | 1 |
| 9 | Roman Hollowell (1998-2001) | 44 | 914 | 20.8 | 0 |
| 10 | Ryan Severson (2013-16) | 40 | 872 | 21.8 | 0 |
| 15 | Cliff Branch (1970-71) | 30 | 755 | 25.2 | 2 |
| 21 | Donovan Lee (2014-17) | 23 | 586 | 25.5 | 0 |

INTERCEPTIONS

| Rk | Player (Seasons) | No. | Yards | Avg. | TD |
|----|-----------------------------------|-----|-------|------|----|
| 1 | John Stearns (1970-72) | 16 | 339 | 21.2 | 0 |
| 2 | Chris Hudson (1991-94) | 15 | 204 | 13.6 | 2 |
| 3 | Dick Anderson (1965-67) | 14 | 151 | 10.8 | 0 |
| 3 | Terrence Wheatley (2003-07) | 14 | 154 | 11.0 | 2 |
| 5 | Tim James (1987-90) | 13 | 120 | 9.2 | 0 |
| 5 | Tedric Thompson (2013-16) | 13 | 241 | 18.5 | 0 |

TACKLES

| Rk | Player (Position, Seasons) | UT | AT | — | TOT | TFL |
|----|---|-----|-----|---|-----|--------|
| 1 | Barry Remington (LB, 1982-86) | 245 | 248 | — | 493 | 21- 60 |
| 2 | Matt Russell (LB, 1993-96) | 282 | 164 | — | 446 | 44-144 |
| 3 | Greg Biekert (LB, 1989-92) | 280 | 161 | — | 441 | 33- 73 |
| 4 | Jordan Dizon (LB, 2004-07) | 293 | 147 | — | 440 | 35-137 |
| 5 | Ted Johnson (LB, 1991-94) | 253 | 156 | — | 409 | 21- 61 |
| 6 | Laval Short (DL, 1976-79) | 141 | 231 | — | 372 | 37-239 |
| 7 | Chad Brown (LB, 1989-92) | 242 | 127 | — | 369 | 38-169 |
| 8 | Michael Jones (LB, 1986-89) | 218 | 131 | — | 349 | 13- 41 |
| 9 | Thaddeus Washington (LB, 2003-06) | 202 | 136 | — | 338 | 25- 80 |
| 10 | Michael Lewis (DB, 1998-2001) | 225 | 111 | — | 336 | 17- 73 |
| 20 | Ryan Black (DB, 1994-97) | 145 | 130 | — | 275 | 11- 50 |
| 25 | Dick Anderson (DB, 1965-67) | 123 | 143 | — | 266 | |
| 26 | Alfred Williams (LB, 1987-90) | 180 | 83 | — | 263 | 59-303 |
| 27 | Jeff Geiser (LB, 1972-74) | 102 | 159 | — | 261 | 9- 39 |
| 28 | Derrick Webb (LB, 2010-13) | 176 | 82 | — | 258 | 19- 36 |
| 28 | Phil Irwin (LB, 1968-70) | 88 | 170 | — | 258 | 16- 48 |
| 30 | Cha'pelle Brown (DB, 2006-09) | 183 | 74 | — | 257 | 20- 66 |
| 31 | Medford Moorer (DB 2000-03) | 179 | 77 | — | 256 | 12- 38 |
| 31 | Mark Haynes (DB, 1976-79) | 142 | 114 | — | 256 | 12- 32 |
| 33 | Ruben Vaughan (DL, 1975-78) | 108 | 145 | — | 253 | 28-115 |
| 34 | Billie Drake (LB, 1970-72) | 82 | 170 | — | 252 | 10- 31 |
| 34 | Rick Gamboa (2015-17) | 127 | 125 | — | 252 | 6- 18 |
| 40 | Jeff Donaldson (DB, 1980-83) | 141 | 103 | — | 244 | 11- 47 |
| 40 | Randy Geist (LB, 1971-73) | 85 | 159 | — | 244 | 8- 39 |
| — | Ryan Moeller (DB, 2014-17) | 110 | 36 | — | 146 | 7- 13 |
| — | Afolabi Laguda (DB, 2015-17) | 93 | 46 | — | 139 | 4- 15 |
| — | Derek McCartney (LB, 2014-17) | 95 | 42 | — | 137 | 21- 77 |
| — | Drew Lewis (LB, 2016-17) | 36 | 55 | — | 91 | 3- 15 |

QUARTERBACK SACKS

| Rk | Player (Seasons) | No. | Yards |
|----|---------------------------------|-----|-------|
| 1 | Alfred Williams (1987-90) | 35 | 242 |
| 2 | Ron Woolfork (1990-93) | 33 | 241 |
| 3 | Greg Jones (1992-96) | 25 | 158 |
| 4 | Laval Short (1976-79) | 24½ | 192 |
| 5 | Abraham Wright (2004-06) | 21 | 151 |
| 6 | Jimmie Gilbert (2013-16) | 20 | 156 |
| 19 | Garry Howe (1989-90) | 13½ | 90 |
| 20 | Derek McCartney (2014-17) | 12½ | 64 |

TACKLES FOR LOSS

| Rk | Player (Seasons) | No. | Yards |
|----|---------------------------------|-----|-------|
| 1 | Alfred Williams (1987-90) | 59 | 303 |
| 2 | Ron Woolfork (1990-93) | 53 | 303 |
| 3 | Greg Jones (1992-96) | 45 | 205 |
| 4 | Matt Russell (1993-96) | 44 | 144 |
| 5 | Leonard Renfro (1989-92) | 43 | 142 |
| 25 | Addison Gillam (2013-16) | 26 | 115 |
| 25 | Chidobe Awuzie (2013-16) | 26 | 104 |
| 25 | Marques Harris (2000-03) | 26 | 102 |
| — | Derek McCartney (2014-17) | 21 | 77 |

THIRD DOWN STOPS

| Rk | Player (Seasons) | No. |
|-----|---|-----|
| 1 | Jordon Dizon (2004-07) | 48 |
| 2 | Chidobe Awuzie (2013-16) | 47 |
| 3 | Matt Russell (1993-96) | 45 |
| 4 | Jimmie Gilbert (2013-16) | 44 |
| 5 | Chad Brown (1989-92) | 42 |
| 10 | Ted Johnson (1991-94) | 32 |
| --- | *Joel Steed (1988-91; most by a DL) | 26 |
| --- | Rick Gamboa (2015-17) | 21 |
| --- | Derek McCartney (2014-17) | 16 |

PASS DEFLECTIONS

| Rk | Player (Seasons) | No. |
|----|-------------------------------------|-----|
| 1 | Marcus Washington (1995-97) | 42 |
| 2 | Damen Wheeler (1996-99) | 39 |
| 3 | Greg Henderson (2011-14) | 36 |
| 3 | Ken Crawley (2012-15) | 36 |
| 5 | Chidobe Awuzie (2013-16) | 35 |
| 10 | Mickey Pruitt (1984-87) | 32 |
| 11 | Phil Jackson (2000-03) | 29 |
| 11 | Terrence Wheatley (2003-07) | 29 |
| 11 | Isaiah Oliver (2015-17) | 29 |
| 13 | Dalton Simmons (1992-96) | 28 |
| 13 | Ahkello Witherspoon (2014-16) | 28 |
| 16 | Deon Figures (1988-92) | 27 |

SPECIAL TEAM TACKLES

| Rk | Player (Seasons) | UT | AT | — | Total |
|----|-------------------------------|----|----|---|-------|
| 1 | Ryan Sutter (1994-97) | 32 | 32 | — | 64 |
| 2 | Darren Fisk (1995-97) | 25 | 23 | — | 48 |
| 3 | Ryan Black (1994-97) | 21 | 19 | — | 40 |
| 4 | Paul Rose (1987-90) | 14 | 25 | — | 39 |
| 5 | Arthur Jaffee (2008-11) | 21 | 13 | — | 34 |
| 5 | Terrel Smith (2010-14) | 24 | 10 | — | 34 |
| 10 | Greg Lindsey (1990-93) | 23 | 4 | — | 27 |
| 21 | Ryan Moeller (2014-17) | 15 | 5 | — | 20 |

SPECIAL TEAM POINTS

| Rk | Player (Seasons) | Points |
|----|------------------------------------|--------|
| 1 | Ryan Sutter (1994-97) | 123 |
| 2 | Arthur Jaffee (2008-11) | 88 |
| 3 | Darren Fisk (1995-97) | 86 |
| 4 | Ryan Severson (2013-16) | 84 |
| 5 | Derrick Webb (2010-13) | 81 |
| 6 | Travis Sandersfeld (2008-11) | 72 |
| 7 | Ryan Black (1994-97) | 68 |
| 8 | Jalil Brown (2007-10) | 65 |
| 8 | Terrel Smith (2010-14) | 65 |
| 10 | Paul Rose (1987-90) | 63 |
| — | Ryan Moeller (2014-17) | 52 |

ALL-BLACK UNIFORMS

Colorado has worn its all black uniforms on **50** occasions, when the Buffaloes wear both black jerseys and black pants, owning a **22-27-1** record; the Buffs have also added black helmets to the look, having worn black top-to-bottom on five occasions (**0-6** in that combo). A little history on the all-black look: the brainchild of then-head coach Bill McCartney, CU first wore the garb on Nov. 28, 1987 for a game after Thanksgiving at the time; the opponent was CU's old Big 8 rival, Nebraska. The Buffs came out and warmed up in gold pants, and upon returning to the locker room at the conclusion of warm-ups, the players found black pants hanging in their lockers. "It was something we thought about a long time ago," Mac said at the time. "You couldn't do this overnight. We didn't tell the kids, and they were real excited." He went on to say that it was planned a month or so out to give the team a shot of adrenaline prior to kickoff.

COLORADO / ALL-BLACK UNIFORMS (22-27-1)

| Year | Opponent | Result | Year | Opponent | Result | Year | Opponent | Result | Year | Opponent | Result |
|------|----------------|---------|------|----------------|---------|------|---------------------|---------|------|----------------------|---------|
| 1987 | Nebraska | L 7-24 | 1998 | Kansas State | L 9-16 | | Kansas State | W 38-31 | | Nebraska | L 20-28 |
| 1988 | Oklahoma | L 14-17 | 1999 | Nebraska (OT) | L 30-33 | 2005 | Nebraska | L 3-30 | 2011 | *Southern California | L 17-42 |
| 1990 | Iowa State | W 28-12 | 2000 | Iowa State | L 27-35 | 2006 | Texas Tech | W 30-6 | 2012 | UCLA | L 14-42 |
| 1991 | Missouri | W 55-7 | 2001 | Nebraska | W 62-36 | | Kansas State | L 21-34 | | *Arizona State | L 17-51 |
| 1992 | Oklahoma | T 24-24 | 2002 | Kansas State | W 35-31 | | Iowa State | W 33-16 | 2013 | *Arizona | L 20-44 |
| 1993 | Nebraska | L 17-21 | | Baylor | W 34-0 | 2007 | c—Colorado St. (OT) | W 31-28 | | Southern California | L 29-47 |
| 1994 | Oklahoma State | W 17-3 | | Texas Tech | W 37-13 | | Florida State | L 6-16 | 2014 | *Arizona State | L 24-38 |
| 1995 | Missouri | W 21-0 | | Iowa State | W 41-27 | | Nebraska | W 65-51 | | Oregon State | L 31-36 |
| | a—Oregon | W 38-6 | | b—Oklahoma | L 7-29 | 2008 | c—Colorado State | W 38-17 | 2015 | *Southern California | L 24-27 |
| 1996 | Texas | W 28-24 | 2003 | Oklahoma | L 20-34 | | West Virginia (OT) | W 17-14 | 2016 | Utah | W 27-22 |
| | Kansas State | W 12-0 | | Nebraska | L 22-31 | | Texas | L 14-38 | 2017 | *at UCLA | L 23-27 |
| 1997 | Kansas | W 42-6 | 2004 | Colorado State | W 27-24 | | Oklahoma State | L 17-30 | | | |
| | Missouri | L 31-41 | | Texas | L 7-31 | 2009 | Colorado State | L 17-23 | | | |

a—Cotton Bowl; b—Big 12 Championship at Houston; c—in Denver (*—wore black helmets).

BLACK HELMETS: Colorado has worn black helmets on **17** occasions in its history, usually with a gold or sometimes a silver logo, but once with a pink logo; CU is **2-15** in the black headgear. The games (*—matte black; #—worn with a pink logo as part of Blackout Breast Cancer awareness):

| Year | Opponent | Result | Year | Opponent | Result | Year | Opponent | Result |
|------|---------------------|---------|------|-------------------------|---------|------|----------------------|---------|
| 1998 | BAYLOR | W 18-16 | 2013 | #ARIZONA | L 20-44 | 2014 | *at Oregon | L 10-44 |
| 2011 | SOUTHERN CALIFORNIA | L 17-42 | 2013 | at UCLA | L 23-45 | 2015 | *OREGON | L 24-41 |
| 2011 | at UCLA | L 6-45 | 2013 | at Utah | L 17-24 | 2015 | *SOUTHERN CALIFORNIA | L 24-27 |
| 2012 | ARIZONA STATE | L 17-51 | 2014 | *ARIZONA STATE | L 24-38 | 2016 | IDAHO STATE | W 56-7 |
| 2012 | at Arizona | L 31-56 | 2014 | *at Southern California | L 28-56 | 2017 | at UCLA | L 23-27 |
| 2013 | at Arizona State | L 13-54 | 2014 | *at Arizona | L 20-38 | | | |

OTHER UNIFORM LOOKS

GOLD HELMET/WHITE UNIS/BLACK PANTS: Last: **2017** (at Oregon State, W); Colorado's standard road combination through much of the 1980s/1990s/2000s.

GOLD HELMET/WHITE UNIS/GOLD PANTS: **2016** (at Arizona, W); **2015** (at Oregon State, W); **2014** (at Massachusetts, W); **2013** (CSU in Denver, W; Oregon State, L; at Washington, L); **2008** (at Texas A&M, L); **2007** (at Iowa State, L; at Arizona State, L); **2006** (at Missouri, L; at Georgia, L); **2004** (UTEP, Houston Bowl, W)

GOLD HELMET/WHITE UNIS/WHITE PANTS: **2013** (at Utah, L); **2010** (at Nebraska, L); **2009** (at Kansas State, L); **2008** (at Nebraska, L; at Florida State, L); **2005** (at Miami-Fla., L); **2004** (at Nebraska, W).

BLACK HELMET/WHITE UNIS/BLACK PANTS (0-5): **2014** (at USC, L); **2013** (at UCLA, L; at Arizona State, L); **2012** (at Arizona, L); **2011** (at UCLA, L)

BLACK HELMET/BLACK UNIS/GOLD PANTS (1-0): **2016** (Idaho State, W).

BLACK HELMET/SILVER UNIS/BLACK PANTS (0-1): **2015** (Oregon, L).

BLACK HELMET/WHITE UNIS/GOLD PANTS (0-1): **2014** (at Arizona, L).

BLACK HELMET/WHITE UNIS/WHITE PANTS (0-2): **2014** (at Oregon, L); **2013** (at Utah, L).

SILVER HELMET/BLACK UNIS/SILVER PANTS (1-1): **2017** (Washington, L); **2016** (Washington State, W).

SILVER HELMET/SILVER UNIS/SILVER PANTS (1-1): **2016** (at Stanford, W); **2015** (Arizona, L).

SILVER HELMET/WHITE UNIS/SILVER PANTS (0-2): **2016** (at USC, L); **2015** (at Hawaii, L).

SILVER HELMET/WHITE UNIS/WHITE PANTS (0-2): **2017** (at Washington State, L), **2015** (at Utah, L).

WHITE HELMET/BLACK UNIS/WHITE PANTS (2-1): **2017** (Arizona, L); **2016** (Oregon State, W); **2015** (Nicholls State, W).

WHITE HELMET/SILVER UNIS/WHITE PANTS (1-0): **2017** (Texas State, W).

WHITE HELMET/WHITE UNIS/BLACK PANTS (0-1): **2015** (at Arizona State, L).

WHITE HELMET/WHITE UNIS/SILVER PANTS (0-1): **2015** (at UCLA, L).

WHITE HELMET/WHITE UNIS/WHITE PANTS (2-1): **2016** (at Oregon, W; Washington, L); **2015** (CSU in Denver, W).

IN-SEASON BIRTHDAYS

Here's the list of those coaches and players who have birthdays to celebrate during the 2017 season (starting last week of August; *—denotes on a game day):

| | | | | | | | | | |
|---------|-------------------------|----------|-------------------------|---------|------------------------|---------|----------------------|---------|------------------------|
| Aug. 22 | Bryan Meek (21) | Sept. 9 | *Dillon Middlemiss (21) | Oct. 5 | Sam Bennion (22) | Oct. 25 | Tim Coleman (22) | Nov. 22 | Derek McCartney (24) |
| Aug. 25 | Lee Walker (22) | Sept. 15 | Dante Sparaco (19) | Oct. 5 | Leo Jackson III (23) | Oct. 27 | Javier Edwards (21) | Nov. 27 | Terran Hasselbach (22) |
| Aug. 26 | Jonathan Van Diest (19) | Sept. 17 | Shamar Hamilton (20) | Oct. 5 | Grant Polley (19) | Nov. 3 | Ronnie Blackmon (20) | Dec. 7 | Chris Graham (23) |
| Aug. 31 | Brady Russell (19) | Sept. 17 | Jack Shutack (21) | Oct. 5 | Laviska Shenault (19) | Nov. 10 | Tim Lynott, Jr. (21) | Dec. 17 | Isaiah Lewis (19) |
| Aug. 31 | Scott Unrein (29) | Sept. 18 | Evan Worthington (22) | Oct. 9 | Sam Noyer (20) | Nov. 10 | T.J. Patterson (23) | Dec. 18 | J.T. Bale (21) |
| Sept. 1 | *Daniel Talley (22) | Sept. 24 | Gary Bernardi (63) | Oct. 10 | Chris Mulumba (25) | Nov. 14 | Trey Udoffia (20) | Dec. 19 | Jacob Callier (19) |
| Sept. 4 | Juwann Winfree (21) | Sept. 24 | Xavier Cochrane (22) | Oct. 12 | Darrin Chiaverini (40) | Nov. 17 | Miguel Rueda (46) | Dec. 29 | Kevin George (20) |
| Sept. 5 | Lucas Cooper (20) | Sept. 25 | Chase Sanders (20) | Oct. 14 | *Heston Paige (19) | Nov. 18 | Erik Lawson (21) | Dec. 29 | Davis Price (20) |
| Sept. 7 | Drew Lewis (22) | Sept. 27 | Matt Daniels (28) | Oct. 14 | *Colby Pursell (19) | Nov. 19 | Nate Landman (19) | Dec. 30 | Johnny Huntley (20) |
| Sept. 8 | Jean Onaga | Sept. 30 | *Isaiah Oliver (21) | Oct. 20 | Kyle Evans (22) | Nov. 19 | Jack Moran (19) | Dec. 31 | Frank Umu (21) |
| Sept. 8 | Lyle Tuiloma (20) | Oct. 1 | Brad Forsyth (49) | Oct. 23 | Jaylon Jackson (19) | Nov. 19 | Terriek Roberts (20) | Jan. 3 | Kabion Ento (21) |

2017 SPECIAL WEEKENDS

The list of special weekends at Folsom Field this fall:

Sept. 23 (Washington): Ski Ball; Men's & Women's Tennis Reunion
Oct. 7 (Arizona): Family Weekend; Living Legends; '57 Orange Bowl Team Reunion

Oct. 28 (California): Homecoming; Ralphie 50th Anniversary Celebration; 1967 CU Bluebonnet Bowl Team Reunion; Salaam Jersey Retirement
Nov. 11 (USC): CU Athletic Hall of Fame; Honorary C; Military Appreciation

CU IS BLACK & GOLD, BUT FOLSOM IS "GREEN"

The University of Colorado at Boulder established a goal to move toward zero-waste at Folsom Field during the 2008 football season and invest in local carbon-reduction projects. They anticipated recycling or composting at least 90% of the waste generated at Folsom Field and met those goals. According to U.S. Environmental Protection Agency information and other sources, Folsom Field was the first major sports stadium in the nation, professional or collegiate, to collect all materials in recycling or compost containers, eliminate trash cans and transform its materials collections systems into a zero-waste process. For more information, visit Ralphie's Green Stampede at http://www.cubuffs.com/ViewArticle.dbml?&DB_OEM_ID=600&ATCLID=1549954.

WHO IS/HAS BEEN IN ON OFFENSE & DEFENSE

George Frazier, as he did his freshman year in 2014, is appearing on both offense (TE/FB) and defense (DE) as senior in 2017. In 2014, he played both defensive end and fullback for the first time against Arizona State, becoming the first Buff to appear on both sides of the ball since 2005 in the process, and continued to do so the remainder of the season. In 2008, **Eugene Goree** was on-call to do so, as the redshirt frosh was both a DT and an OG during the second half of the season; he did appear on both sides of the ball but not in the same game. Through the years, there have been a few players who wind up playing on both sides of the ball in the same game: **DT John Guydon** was the latest to do so, seeing action on defense (13 snaps at tackle) and offense (3 snaps at guard) at Texas on October 15, 2005; it was the first time it happened for a complete series with no gimmicks or special situations since **WR Michael Westbrook** played a series at safety against Baylor in 1993. **DE James Garee** also trotted in on offense in 2005, catching a pass as an end at Miami. **DT Sam Wilder** had been the last before 2005, as he caught a 9-yard pass against Kansas State in 2002. **DT Justin Bannan**, did the same, catching a 12-yard TD pass on his only play at Missouri in 2000. **CB Ben Kelly** tried tailback in 1999 at Texas Tech; he finished with three yards on one carry (a nice 5-yard run was wiped out by a penalty). Between 1994 and 2005, several Buffs played on both sides of the ball, as offensive linemen often played on the goal line or short yardage defense units—**OG Heath Irwin**, **OG Clint Moore**, **OG Chris Naeole**, **OT Melvin Thomas** and **OG Brad Bedell** all did it at one time or another between 1993 and 1998. In 1990, **OLBs Alfred Williams** and **Kanavis McGhee** played some tight end in a 64-3 win over Kansas State (Williams caught a pass for 17 yards, McGhee didn't catch the one thrown his way). The last offensive skill player before Frazier in 2014 to swing over and try some defense was Westbrook (four snaps at strong safety) against Baylor in 1993.

WHY CU AND NOT UC?

A question often asked of many former Big Eight schools: Why is it the University of Colorado, but the moniker is CU and not UC? (The same applies at Kansas—KU, Missouri—MU, Nebraska—NU and Oklahoma—OU). "Midwestern casualness," said CU historian, the late Fred Casotti. It has always been this way at Colorado, for whatever reason, and at the other four—but seemingly nowhere else in the USA (except for Tulsa, but its midwest, too). In the 1950s, there was a concerted effort to eliminate the use of "CU" on the Boulder campus, both as a symbol and in speech, but Casotti said that no one would buy into it. "Nobody would change," he said. "It's easier to say than U of C, UC sounds like slang or something (as in 'you see'), and it was traditional. By trying to eliminate it, they reinforced it."

HISTORY OF THE END ZONE "COLORADO"

As in the south end zone, that is. In 1967, the stadium was lowered when the track was removed, and that area remained basically a dirt hill. Former long-time senior associate A.D. **Jon Burianek** said that we tried to grow grass and bushes there, but none took. The first artificial field was installed during the summer of 1971, and that area was then covered with asphalt and the large, block COLORADO was painted on it, then in all-white block lettering. Trim was later added, and at one time, when blue was one of the school colors, the end zone as well was painted blue instead of the familiar black.

NO. 33 IN THE WORLD

In the 2015 world university rankings by the *TimesHigherEducation.co.uk*, the **University of Colorado** held its previous position of being the **No. 33** ranked university in the world (which translates to the solar system, the galaxy and the universe). Unlike other rankings that are based more on cost of attendance and class sizes, this ranking is based on teaching (the learning environment, 30%), research (volume, income and reputation, 30%), citations (research influence, 30%), international outlook (staff and students, 7.5%) and industry income (innovation, 2.5%). Nine Pac-12 schools made the Top 100, led by Stanford (No. 2) and California (No. 3); Harvard came in at No. 1 with M.I.T. (No. 4) and the University of Cambridge (U.K., No. 5) rounding out the top five. UCLA (No. 12), Washington (No. 16), Colorado (No. 33, the 25th U.S. school), Southern California (No. 47), Arizona (No. 78), Arizona State (No. 79) and Utah (No. 85) completing the Pac-12 listing.

99 IS SO NICE

Colorado scored for the seventh time in its history on a 99-yard drive to close out the scoring in the 2015 Arizona State game. **TB Christian Powell** started it with a 42-yard burst from the CU 1, and a Sefo Liufau-to-Nelson Spruce touchdown pass covering 31 yards ended the seven play march over a gassed ASU defense. CU covered the 99 yards in the third fewest plays of the seven, and it was just the second to occur in Boulder:

99—vs. Northwestern at Evanston, Sept. 29, 1951 (6 plays)
99—vs. Miami, Fla., at Miami, Oct. 13, 1961 (21 plays)
99—vs. Iowa State in Boulder, Oct. 29, 1988 (8 plays)

99—vs. Oklahoma at Norman, Oct. 19, 1991 (8 plays)
99—vs. Oklahoma at Norman, Oct. 19, 1991 (14 plays)
99—vs. Oklahoma State at Stillwater, Oct. 27, 2001 (5 plays)

99—vs. Arizona State in Boulder, Sept. 13, 2014 (7 plays)

AROUND THE NATION

Colorado has traditionally stocked its rosters primarily with players from three states: Colorado, California and Texas (75.6 percent of the entire roster—active, those reporting the first day of class and inactive—as of October 7: 90 of 119 players). The roll call of state producers for the Buffaloes: Colorado **39**, California **36**, Texas **15**, Georgia **6**, Florida **5**, Arizona **4**, Hawai'i **3**, Arkansas **1**, Illinois **1**, Louisiana **1**, New Jersey **1**, Oklahoma **1**, Oregon **1**, Utah **1**, Washington **1**, Wisconsin **1**. That's **16** states total along with **AUSTRALIA (1)** and **FINLAND (1)** that has produced the make-up of this year's team.

➔ **AROUND THE WORLD:** Six Buffaloes were born outside of the United States: **OL Mo Bandi** (India), **OL Jonathan Huckins** (London, England), **ILB Nate Landman** (Zimbabwe), **ILB/SN Bryan Meek** (Neumarkt, Germany), **DE Chris Mulumba** (Finland) and **PK James Stefanou** (Australia).

THE BUFFS IN NFL STADIUMS

The Buffaloes have played 23 games to date in seven current NFL venues, owning a record of **13-10** (9-5 in Denver, 1-0 in Foxborough, 1-0 in San Diego, 1-0 in Seattle, 1-2 in Houston, 0-1 in Jacksonville, 0-1 in Kansas City and 0-1 in Santa Clara). All-time, the Buffs are **19-21-1** playing games in stadiums that simultaneously hosted NFL teams (11-6 in Denver, 1-0 in Foxborough, 1-0 in Irving, 1-0 in San Diego, 1-0 in Seattle, 2-3 in Houston, 1-2 in Miami 1-2 in Tempe, 0-2-1 in Anaheim, 0-1 in Jacksonville, 0-1 in Kansas City, 0-1 in Santa Clara and 0-3 in Los Angeles).

10 (NOT BO DEREK)

With 10 wins in 2016, the Buffaloes had their most victories since finishing 10-3 in 2001. It was the eighth time that the Buffaloes have won 10 or games in a season, joining six previous teams under four different coaches: under Eddie Crowder in **1971** (10-2); under Bill McCartney in **1989** (11-1), **1990** (11-1-1) and **1994** (11-1); under Rick Neuheisel in **1995** (10-2) and **1996** (10-2); under Gary Barnett in **2001** (10-3) and now under **Mike MacIntyre** in 2016 (10-4). Colorado has also won at least nine games 14 times in its history.

➔ CU won six straight conference games in 2016 within the same season for the first time since opening 7-0 in the Big 12 in 1996. In the 1961, 1989 and 1990 seasons, CU also finished 7-0 on its way to Big 8 titles those years. The eight Pac-12 wins in '16 were the most CU has ever won in a conference season.

TOUCHDOWNS ON FIRST CAREER TOUCH

There are now three players on the current CU roster that scored a touchdown on their first career touch (two on offense). **Jay MacIntyre** did it a redshirt frosh against Nicholls State in 2015, and in 2016 against Idaho State, **Kabion Ento** accomplished the feat. Fast-forward to 2017, as WR Laviska Shenault joined the club when he picked up a fumble on punt return duty and raced 55 yards for a score, and in the process became the 15th known player to do so in CU history. Not including those players whose first career interception were returned for scores (see page 26), here's a list of known players in CU history that scored a TD the first time they touched the football:

| Player | Date | Opponent | Score | How |
|------------------|----------------|--------------------|---------|-------------------------------|
| Lamar Meyer | Sept. 18, 1954 | DRAKE | W 61-0 | 26 pass from Frank Bernardi |
| Gerry Leahy | Sept. 25, 1954 | COLORADO ST. | W 46-0 | 8 pass from Homer Scott |
| Leon Mavity | Sept. 30, 1961 | OKLAHOMA ST. | W 24-0 | 60 yard punt return |
| Chuck Morris | Nov. 25, 1961 | IOWA STATE | W 34-0 | 12 pass from Pat Young |
| Roger Wissmiller | Oct. 20, 1962 | at Iowa State | L 19-57 | 2 pass from Frank Cesarek |
| Larry Ferguson | Sept. 15, 1973 | at Louisiana State | L 6-17 | 37 yard run |
| Mike Kerin | Sept. 27, 1975 | WICHITA STATE | W 52-0 | 32 yard pass from Jeff Austin |
| Craig Keenan | Sept. 25, 1982 | WYOMING | L 10-24 | 1 yard run |

| Player | Date | Opponent | Score | How |
|-------------------------|-----------------------|-----------------------|---------------|--|
| James Kidd | Sept. 11, 1993 | BAYLOR | W 45-21 | 25 yard pass from Vance Joseph |
| Jeremy Bloom | Aug. 31, 2002 | Colorado State | L 14-19 | 75 yard punt return |
| DaVaughn Thornton | Nov. 6, 2010 | at Kansas | L 45-52 | 12 yard pass from Cody Hawkins |
| Scott Fernandez | Nov. 10, 2012 | at Arizona | L 31-56 | 71 yard pass from Connor Wood |
| Jay MacIntyre | Sept. 26, 2015 | NICHOLLS STATE | W 48-0 | 38 yard pass from Sefo Liufau |
| Kabion Ento | Sept. 10, 2016 | IDAHO STATE | W 56-7 | 69 yard pass from Steven Montez |
| Laviska Shenault | Sept. 9, 2017 | TEXAS STATE | W 37-3 | 55 yard punt return |

THE GAMES THEY REMEMBER ARE PLAYED IN NOVEMBER

Colorado opened the month of November 2016 with a 20-10 win over UCLA and then won its final road game of the year at Arizona, 49-24 – its most November points since defeating Nebraska 65-51 in 2007; the last time CU opened the month of November with a win was back in the 2009 season. CU is **54-19** dating back to the mid-1980s against unranked teams in November and is **7-18** against Pac-12 opponents in the month. The Buffs were undefeated (**4-0**) in this “November to Remember,” their best since 3-0 marks in 1989, 1990, 1992, 1993, 1994, 1995, 2001 and 2004; CU was last 4-0 in November in 1975.

SOUTH PARK RALPHIE INTRO

Most know that the creators of Comedy Central's popular *South Park* are University of Colorado alums: **Trey Parker**, **Matt Stone** and animator **Eric Stough**. Trey voices **Eric Cartman**; he teamed with Eric this summer to create a short (roughly 20 seconds) vignette that debuted during the countdown to kickoff prior to the 2014 Arizona State game. It's been a hit since, especially among the CU student section. Cartman is seen in his usual garb and he introduced Ralphie before the real buffalo led the Buffs on the field.



BUFFS BACK ON TV IN DENVER

CU had been without a weekly television presence in Denver since the 2011-12 athletic year: but last year the Buffs returned to the local airways.

The **Buffalo Stampede** returned with a new format and a new home: **Altitude Sports** (Comcast Ch. 25/725 HD). The show initially airs on Wednesday nights at 11:00 p.m., with several replays over the following two days. It also is picked up by Pac-12 Mountain and repeats a few times weekly as well.

It will again run through the men's and women's basketball seasons.

PRESEASON ALL-PAC 12 CONFERENCE

SN J.T. BALE (fourth-team: *Athlon Sports*)
WR BRYCE BOBO (third-team: *Phil Steele's College Football*)
WR SHAY FIELDS (first-team: *Athlon Sports*; second-team: *Lindy's College Football*; *Phil Steele's College Football*; *collegesportsmadness.com*)
OT JEROMY IRWIN (first-team: *Lindy's College Football*, *Phil Steele's College Football*, *collegefootballnews.com*; second-team: *Athlon Sports*; *collegesportsmadness.com*)
KR ANTHONY JULMISSE (fourth-team: *Athlon Sports*)
P ALEX KINNEY (third-team: *Lindy's College Football*)
OG GERRAD KOUGH (third-team: *Phil Steele's College Football*)
S AFOLABI LAGUDA (third-team: *Athlon Sports*; fourth-team: *Phil Steele's College Football*)
TB PHILLIP LINDSAY (first-team: *Athlon Sports* (at all-purpose); second-team: *Lindy's College Football*; *Phil Steele's College Football*; *collegesportsmadness.com*)
OG TIM LYNOTT, Jr. (third-team: *Athlon Sports*; fourth-team (at C): *Phil Steele's College Football*)
WR JAY MACINTYRE (third-team: *Lindy's College Football* (at all-purpose))
S RYAN MOELLER (fourth-team: *Athlon Sports*)
CB ISALIAH OLIVER (second-team: *Athlon Sports*; *Phil Steele's College Football*; *collegesportsmadness.com*)
PR ISALIAH OLIVER (second-team: *Phil Steele's College Football*; third-team: *collegesportsmadness.com*; fourth-team: *Athlon Sports*)

BUFFALOES ON NATIONAL AWARD LISTS

(WATCH LISTS/OFFICIAL NOMINATIONS)

Maxwell Award (national player of the year): **TB Phillip Lindsay** (one of 85 players on official watch list)
Biletnikoff Award (top receiver): **WR Shay Fields**, **WR Devin Ross** (two of 45 players on official watch list)
CFPA National Performer of the Year (CFB performance awards): **TB Phillip Lindsay** (one of 36 players on preseason watch list)
Earl Campbell Tyler Rose Award (most outstanding offensive player with ties to state of Texas): **QB Steven Montez** (one of 45 on the official watch list)
Paul Hornung Award (most versatile player): **TE/DE George Frazier** (one of 46 players on official watch list)
Lott IMPACT Trophy (character & performance/defensive player): **OLB Derek McCartney** (one of 42 players on official watch list)
Doak Walker (top running back): **TB Phillip Lindsay** (one of 61 players on official watch list)
Danny Wuerffel Award (athletic, academic & community achievement): **OLB Derek McCartney** (one of 109 players on official watch list)
Senior Bowl Watch List: **WR Bryce Bobo**, **WR Shay Fields**, **OG Gerrad Kough**, **S Afolabi Laguda**, **TB Phillip Lindsay**, **OLB Derek McCartney**, **WR Devin Ross**.

NATIONAL TOP 100 PLAYER/COACH RATINGS

Head Coaches: Mike MacIntyre (No. 28, *newarena.com*)
Centers: Tim Lynott, Jr. (No. 30, *Phil Steele's College Football*)
Offensive Guards: Gerrad Kough No. 42, *Phil Steele's College Football*)
Inside Linebackers: Rick Gamboa (No. 33, *Phil Steele's College Football*)
Offensive Tackles: Jeromy Irwin (No. 23, *Phil Steele's College Football*)
Outside Linebackers: Derek McCartney (No. 55, *Phil Steele's College Football*)
Quarterbacks: Steven Montez (No. 42, *Athlon Sports*)
Running Backs: Phillip Lindsay (No. 19 *Lindy's College Football*; No. 28, *Phil Steele's College Football*; one of eight honored by Columbus Touchdown Club)
Wide Receivers: Shay Fields (No. 15, *Lindy's College Football*; No. 41, *Phil Steele's College Football*)

PAC-12 PLAYER RATINGS

collegefootballnews.com (overall top 30): Phillip Lindsay (No. 11), OT Jeromy Irwin (No. 24)

NATIONAL UNIT RATINGS

Defensive Backs: No. 41 (*Phil Steele's College Football*)
Offensive Line: No. 49 (*Phil Steele's College Football*)
Running Backs: No. 20 (*Phil Steele's College Football*)
Wide Receivers: No. 2 (*Lindy's College Football*, *Phil Steele's College Football*), No. 5 (*Athlon Sports*)

PRESEASON TEAM RATINGS

| Publication | National | P-12 South | Publication | National | P-12 South | Publication | National | P-12 South |
|--------------------------|----------|------------|--------------------------------|----------|------------|--------------------------|----------|------------|
| Cap Heresy | No. 23 | 2nd | Phil Steele's College Football | *No. 40 | 4th | Street & Smith's | | 3rd |
| USA Today/Coaches Poll | No. 27 | ... | CompugtherRankings.com | No. 40 | 3rd | Arena Fanatic | | 3rd |
| DRatings.com | No. 29 | 3rd | Lindy's Pac-12 Football | No. 41 | 4th | Game Plan Magazines | | 3rd |
| Gold Sheet | No. 33 | 4th | CollegeFootballPoll.com | No. 43 | 3rd | Pac-12 Summer Media Poll | | 4th |
| Athlon Sports | No. 34 | 3rd | CBSSports.com | No. 43 | 4th | Simplified Football | | 6th |
| Sports Formulator | *No. 34 | 6th | USA Today | No. 52 | 4th | *—power ranking. | | |
| Associated Press | No. 35 | ... | Collegefootballnews.com | No. 74 | 5th | | | |
| collegesportsmadness.com | No. 38 | 4th | McIlcece Sports | | 2nd | | | |

GAME 1

COLORADO 17, COLORADO STATE 3

SEPTEMBER 1, 2017

SAF AT MILE HIGH, DENVER

DENVER — An anticipated high-scoring shootout never materialized in the Rocky Mountain Showdown.

Instead, Colorado scored the first 17 points of the game, then relied on its defense for the rest of the night as the Buffs posted a 17-3 win over rival Colorado State.

The Buffs received a solid rushing effort from Phillip Lindsay (19 carries, 140 yards and one TD in his seventh career 100-yard game) and some highlight passing moments from quarterback Steven Montez (21-for-29, 202 yards, 1 TD, 2 interceptions), but it was new defensive coordinator D.J. Eliot's defense that made the difference for much of the game.

The Buffs put 17 unanswered points on the board to start the game, getting a touchdown and field goal in the first quarter, then adding another touchdown early in the second period. That was all the points the Buffs would need.

"I was really excited about how hard our guys played," CU head coach Mike MacIntyre said. "We started out fast and then we kind of stalled. We had some opportunities to score more points and let them hang around. But I was really proud of our defense and our special teams. We'll look at this tape and we'll improve."

After forcing a pair of CSU punts and one of their own, the Buffs put their first points on the board with a six-play, 94-yard drive. Montez completed four passes on the drive, including a 12-yard toss over the middle to Devin Ross on third-and-5 before Lindsay finished the march with a 45-yard burst up the middle to the end zone. Chris Graham's PAT gave CU a 7-0 lead at the 7:11 mark.

The Buffs bumped the margin to 10-0 on their next possession, driving to the CSU 22 before settling for a 39-yard James Stefanou field goal. Lindsay had two carries for 29 yards on the drive.

Colorado's defense, meanwhile, kept Rams quarterback Nick Stevens and the CSU running game in check. CU forced four CSU punts in the first quarter, and after the fourth, CU needed just four plays to put up its second touchdown of the night.

Lindsay ran for 18 yards on second down and for 7 more after a penalty. Montez then finished the drive by spinning out of the pocket under pressure, rolling to his left and motioning wide receiver Shay Fields into the end zone and unloading a perfect ball to a streaking Fields, who grabbed the catch in stride for a 31-yard touchdown pass and a 17-0 lead with 13:36 left in the second quarter.

The Rams finally got on the board on their next possession, moving from their own 25 to the CU 13, where they settled for a 31-yard Wyatt Bryan field goal.

That proved to be the end of the scoring for the evening.

The Buffs had several drives stall near midfield, and finally reached inside the CSU red zone in the fourth quarter, only to see the drive end on a missed field goal. CU also had a pair of drives ended by interceptions.

The Colorado defense, however, did its job all night. CSU reached inside the red zone only twice and came away with only a field goal. The Buffs held the Rams to just 88 yards rushing and while CSU finished 309 yards passing, 145 came in the fourth quarter as they tried to mount a comeback.

The Buffs held strong down the stretch, ending CSU's last three possessions on downs (incomplete pass), a fumble recovery by Afolabi Laguda and an interception by Trey Udoffia.

The win was CU's third straight in the series and gave Colorado an all-time 65-22-2 edge.

| | | | | | | |
|---------------------|----|---|---|---|---|----|
| Colorado State..... | 0 | 3 | 0 | 0 | — | 3 |
| COLORADO | 10 | 7 | 0 | 0 | — | 17 |

| SCORING | Score | Time | Qtr |
|---|-------|-------|-----|
| COLORADO — Lindsay 45 run (Graham kick) | 7- 0 | 7:11 | 1Q |
| COLORADO — Stefanou 39 FG | 10- 0 | 1:38 | 1Q |
| COLORADO — Fields 31 pass from Montez (Stefanou kick) | 17- 0 | 13:36 | 2Q |
| Colorado State — Bryan 31 FG | 17- 3 | 9:56 | 2Q |

Attendance: 73,932 Time: 3:11

Weather (85°): mostly clear skies, 22% humidity, 9 mph winds from the east

| TEAM STATISTICS | COLORADO | CSU |
|---|------------|------------|
| First Downs..... | 19 | 23 |
| Third Down Efficiency (Fourth)..... | 7-14 (0-0) | 9-18 (0-3) |
| Rushes—Net Yards | 38-143 | 33-88 |
| Passing Yards | 202 | 309 |
| Passes (Att-Comp-Int)..... | 29-21-2 | 47-24-2 |
| Total Offense..... | 345 | 397 |
| Return Yards | 11 | 0 |
| Punts: No-Average..... | 5-41.0 | 5-42.8 |
| Fumbles: No-Lost..... | 0-0 | 1-0 |
| Penalties/Yards | 7/59 | 10/120 |
| Quarterback Sacks—Yards | 3-18 | 5-37 |
| Time of Possession | 28:43 | 31:17 |
| Drives/Average Field Position | 12/C27 | 12/CS26 |
| Red Zone: Scores-Attempts (Points)..... | 0-1 (0) | 1-2 (3) |

INDIVIDUAL STATISTICS

Rushing—Colorado: Lindsay 19-140, Adkins 4-10, Bisharat 1-2, Montez 12-minus 7, Team 2-minus 2. **CSU:** Dawkins 14-43, Matthews 10-31, Boddie 4-27, Clark 1-0, Stevens 4-minus 13.

Passing—Colorado: Montez 29-21-2, 202, 1 td. **CSU:** Stevens 47-24-2, 309, 0 td.

Receiving—Colorado: Bobo 8-49, Fields 6-78, Ross 2-20, Lindsay 2-16, MacIntyre 1-28, Bounds 1-6, Winfree 1-5. **CSU:** Johnson 6-71, Clark 5-72, Gallup 5-67, Dawkins 3-31, Jackson 2-47, Butler 2-5, Fackrell 1-16.

Punting—Colorado: Kinney 5-41.0 (48 long, 4 In20). **CSU:** Stonehouse 5-42.8 (59 long, 3 In20).

Punt Returns—Colorado: none. **CSU:** none. **Kickoff Returns—Colorado:** none. **CSU:** none.

Tackle Leaders—Colorado: Lewis 3,9—12; Laguda 7,4—11; Gamboa 3,8—11; Jackson 7,1—8; Moeller 6,2—8; Worthington 5,3—8; McCartney 6,0—6; Udoffia 5,0—5; Edwards 2,1—3; Mulumba 2,1—3; Oliver 2,0—2; Tuiloma 2,0—2. **CSU:** Watson 7,2—9; Hawkins 7,0—7; Hicks 5,1—6; Nutt 5,0—5; Thomas 3,2—5; Fogal 3,1—4; Robinson 3,1—4; Buys 3,0—3.

Quarterback Sacks—Colorado: Callier 1-8, Jackson 1-0, Gamboa ½-5, Sparaco ½-5. **CSU:** Thomas 1-16, Hubbard 1-8, Buys 1-5, King 1-5, McBride 1-3.

Interceptions—Colorado: Udoffia 1-0, Worthington 1-0. **CSU:** Nutt 2-0. **Passes Broken Up—Colorado:** Oliver 4, Udoffia 2, Gamboa, Moeller. **CSU:** none.

GAME NOTES

Colorado has won three straight season openers for the first time since 2003-04-05 (all against CSU both times) ... Buffs now lead the series **65-22-2 (11-6 in Denver, 22-8 since it was resumed in 1983)** ... MacIntyre is now **3-2** in season openers at CU and is **6-1** against CSU overall (**2-0** at San Jose State) ... Colorado is now **79-44-5** in 128 season openers ... CU won the coin toss and has now won **14** of the last **15** dating back to last year's opener ... The **17** points were the fewest scored by the Buffs in a season-opening win since 1970 (won 16-9 at Indiana) and the fewest by the winning team in the CU-CSU series since 2006 (CSU, 14-10 in Denver), and it is only the third time since the rivalry resumed in 1983 that the winning team didn't score at least 20 ... The **3** points the Buffaloes allowed were the fewest in a season opener since 2010 (24-3 win over CSU in Denver) and 1988 (45-3 over Fresno State in Boulder); otherwise, you have to go back to a 0-0 tie at Wisconsin in 1965 to find the last time CU allowed fewer ... It was the third time in the last 11 games that CU did not allow a touchdown, and the fewest points the Buffs have allowed in any game since a 48-0 win over Nicholls State in 2015 (the fewest by an FBS opponent since the 2010 CSU game) ... It had been eight years since CU played a game with a **scoreless** second half; last: at Kansas State, Oct. 24, 2009 (KSU won, 20-6) ... The attendance of **73,932** exceeded last year's (69,850) and is the most in the series since 2003 (76,219); it was the fifth-highest in the 17 games in Denver.

GAME 2

COLORADO 37, TEXAS STATE 3

SEPTEMBER 9, 2017

FOLSOM FIELD, BOULDER

BOULDER — Colorado broke open a tight game with a 17-point third-quarter outburst and went on to take a 37-3 win over a feisty Texas State squad at Folsom Field.

The Buffs improved to 2-0 with the win while Texas State dropped to 1-1.

While the game was never really in doubt, the Buffs had to grind this one out. CU took a 14-0 lead into the locker room at half, added 17 points to that total in the third quarter for a 31-3 lead, then tacked on two field goals in the fourth for the final tally.

Defensively, the Buffs were once again stellar, holding their opponent to a mere field goal for the second week in a row — the first time since 1958 that CU opened the season by holding its first two opponents without a touchdown. Led by three sacks from Leo Jackson III, Colorado recorded six sacks and a pair of takeaways, including a highlight-reel interception by cornerback Isaiah Oliver.

Offensively, Buffs quarterback Steven Montez finished strong, completing 19 of 31 attempts for 299 yards and a touchdown to go with a rushing touchdown. Running back Phillip Lindsay put in a workmanlike 26-carry, 87-yard effort that included a touchdown run; Buffs receivers Bryce Bobo (7 catches, 75 yards and a touchdown), Shay Fields (5-110) and Devin Ross (4-68) also had solid days; and James Stefanou added a perfect 3-for-3 day on his field goal tries.

But maybe the biggest play came on special teams. With the score still tied at 0-0 and CU's offense sputtering, the Buffs forced a Texas State punt near the end of the first quarter. CU's Oliver fielded the kick and returned it 4 yards before fumbling while attempting to spin out of a tackle. But Buffs true freshman Laviska Shenault Jr. was on the spot, snatching up the loose ball and racing 55 yards to the end zone for his

first touchdown as a Buff on his first collegiate touch. Stefanou's ensuing PAT gave the Buffs a 7-0 lead.

From that point on, the Buffs scored by more conventional means. On their next possession following Shenault's score, Montez directed CU's longest scoring drive of the year, a 9-play, 96-yard drive that culminated with Montez carrying in from 2 yards out. The CU sophomore also completed passes of 44 yards to Fields and 28 yards to Bobo on the march.

But it wasn't until the third quarter that CU's offense finally found the consistency it had been missing. The Buffs opened the half with a 58-yard drive that produced a field goal and 17-0 lead, and two possessions later added a Lindsay 7-yard touchdown run for a 24-3 edge. Colorado then put its final touchdown of the day on the board late in the period by driving 86 yards in seven plays. Montez completed four passes on the march, including a 31-yard strike to Ross, a 16-yard toss to Lindsay and an 11-yard scoring pass to Bobo.

Defensively, the Buffs were in control most of the game, although they did dodge a bullet early. Texas State running back Anthony Taylor burst loose for a 55-yard run on the first play of the game, but the CU defense then held and a Bobcats field goal try was wide left.

After that initial thrust, the Bobcats never seriously threatened to reach the end zone, getting a 32-yard field goal in the third quarter to avoid a shutout. Oliver came up with the defensive play of the day, tipping a deep ball to himself for an interception, then returning it 41 yards to set up CU's third touchdown of the game.

Texas State gained over 50 percent of its yards on four plays (145), netting 138 on its other 61 plays.

| | | | | | | |
|-------------------|---|---|----|---|---|----|
| Texas State | 0 | 0 | 3 | 0 | — | 3 |
| COLORADO | 7 | 7 | 17 | 6 | — | 37 |

| SCORING | Score | Time | Qtr |
|---|-------|-------|-----|
| COLORADO — Shenault 55 punt return (Stefanou kick) | 7- 0 | 0:43 | 1Q |
| COLORADO — Montez 2 run (Stefanou kick) | 14- 0 | 9:33 | 2Q |
| COLORADO — Stefanou 34 FG | 17- 0 | 12:53 | 3Q |
| Texas State — Sherman 32 FG | 17- 3 | 9:39 | 3Q |
| COLORADO — Lindsay 7 run (Stefanou kick) | 24- 3 | 5:26 | 3Q |
| COLORADO — Bobo 11 pass from Montez (Stefanou kick) | 31- 3 | 0:39 | 3Q |
| COLORADO — Stefanou 40 FG | 34- 3 | 10:12 | 4Q |
| COLORADO — Stefanou 35 FG | 37- 3 | 8:46 | 4Q |

Attendance: 43,822 Time: 3:01

Weather (88°): sunny skies, 17% humidity, 5 mph winds from the east

| TEAM STATISTICS | COLORADO | TEXAS STATE |
|---|------------|-------------|
| First Downs..... | 21 | 12 |
| Third Down Efficiency (Fourth)..... | 4-15 (1-2) | 2-15 (0-1) |
| Rushes—Net Yards | 41-91 | 47-156 |
| Passing Yards | 339 | 127 |
| Passes (Att-Comp-Int)..... | 36-23-0 | 18-8-1 |
| Total Offense..... | 430 | 283 |
| Return Yards | 116 | 9 |
| Punts: No-Average..... | 6-49.7 | 10-44.3 |
| Fumbles: No-Lost..... | 2-0 | 2-1 |
| Penalties/Yards | 5/35 | 2/16 |
| Quarterback Sacks—Yards..... | 6-27 | 3-23 |
| Time of Possession | 26:35 | 33:25 |
| Drives/Average Field Position | 15/C32 | 15/TS22 |
| Red Zone: Scores-Attempts (Points)..... | 5-5 (27) | 1-2 (3) |

INDIVIDUAL STATISTICS

Rushing—Colorado: Lindsay 26-87, Adkins 4-16, Nixon 1-5, Bisharat 2-minus 1, Montez 5-minus 5, Noyer 1-minus 8, Team 2-minus 3. **Texas State:** A.Taylor 8-66, Brown 11-41, Morbley 2-23, Smith 5-11, Jones 9-5, Williams 10-4, Watts 1-3, Nelson 1-3.

Passing—Colorado: Montez 31-19-0, 299, 1 td; Noyer 5-4-0, 40, 0 td. **Texas State:** Williams 16-6-1, 95, 0 td; Jones 2-2-0, 32, 0 td.

Receiving—Colorado: Bobo 7-75, Fields 5-110, Ross 4-68, Winfree 2-28, Shenault 1-18, Lindsay 1-16, MacIntyre 1-15, Nixon 1-5, Adkins 1-4. **Texas State:** Morbley 5-96, Brown 1-12, Hays 1-11, Johnson 1-8.

Punting—Colorado: Kinney 6-49.7 (70 long, 2 In20). **Texas State:** Ripley 9-45.9 (71 long, 4 In20), Team 1-30.0

Punt Returns—Colorado: Oliver 4-16, Blackmon 1-4, Shenault 0-55. **Texas State:** White 1-9. **Kickoff Returns—Colorado:** none. **Texas State:** Haydel 2-33.

Tackle Leaders—Colorado: Lewis 2,11—13; Gamboa 0,9—9; Jackson 6,2—8; Worthington 7,3—7; Franke 3,2—5; Edwards 4,0—4; Moeller 4,0—4; Mulumba 4,0—4; Hasselbach 3,0—3;

Tuiloma 3,0—3; Udoffia 2,1—3; Jones 1,2—3. **Texas State:** Loyd 7,5—12; London 6,4—10; Waddy 8,1—9; Griffin 6,1—7; Krawczyk 4,1—5; Tigg 4,1—5; Daniels 4,0—4.

Quarterback Sacks—Colorado: Jackson 3-15, Coleman 1-5, Talley 1-5, McCartney 1-2. **Texas State:** Loyd 1-8, Griffin 1-7.

Interceptions—Colorado: Oliver 1-41. **Texas State:** none. **Passes Broken Up—Colorado:** Oliver 2, Callier, Gamboa, Worthington. **Texas State:** Aneke, London.

GAME NOTES

Colorado improved to 2-0 for the second straight year (owning a 154-20 scoring edge), for the third time under Mike MacIntyre and for the 56th time in 128 seasons ... The game time of 3:01 was partially due to a reduced commercial length format the Pac-12 is experimenting with (next week, a 15-minute halftime) ... CU won the coin toss (again) and has now won 15 of the last 16 dating back to last year's opener ... In holding Texas State to a field goal, it marked the first time since 1958 that Colorado did not allow a touchdown in its first two games of the year (offensive or otherwise) ... Colorado recorded six quarterback sacks against Texas State (for 27 yards in losses), its first six-sack game since Nov. 25, 2011 at Utah ... Texas State did most of its offensive damage on four plays, as two rushes and two passes totaled 145 yards; it had 138 yards on its other 61 plays (2.3 per) ... **DE Leo Jackson** recorded the first multi-sack game of his career. In 26 games prior, he had just three career sacks ... Freshman **WR Laviska Shenault** joined an exclusive club with just 14 other members today when he scored on his first collegiate touch: he recovered an Isaiah Oliver fumble on a punt return and raced 55 yards for the score; he joined **Jeremy Bloom** (2002) as the lone two freshmen to have done it ... CU had a huge 116-9 edge in return yards ... The Buffs were turnover-free and has now played 79 turnover-free games dating back to 1946 owning a record of 53-22-4 in those games (7-3 under MacIntyre, 4-0 over the last two seasons).

GAME 3 COLORADO 41, NORTHERN COLORADO 21 SEPTEMBER 16, 2017 FOLSOM FIELD, BOULDER

BOULDER — It took Colorado longer than many expected to administer the knockout punch, but the Buffaloes survived a Northern Colorado rally, then pulled away in the second half to collect a 41-21 win at Folsom Field.

It was the first meeting between the two programs since 1934.

Buff's quarterback Steven Montez established career highs in attempts (41), completions (29), yardage (357) and touchdowns (four) while running back Phillip Lindsay ran for 151 yards and a score for his eighth career 100-yard game. The victory gave CU its first 3-0 start since 2008 and just the second since 1999.

The victory also extended CU's win streak at Folsom Field to eight, the longest since a 10-game home win streak from 1993-95.

After not giving up a touchdown in their first two games, the Buffs saw that streak come to an end in a hurry. The Bears forced a CU punt on the Buffs' first possession, then turned around and marched 70 yards in six plays for a touchdown, getting a 33-yard scoring pass from Jacob Knipp to Alex Wesley to take a 7-0 lead.

But Colorado then put 28 unanswered points on the board and looked ready to blow the game wide open.

The Buffs went 75 yards in six plays to tie the score, getting a 4-yard scoring toss from Montez to Devin Ross. The Buffs caught a break on UNC's next possession, recovering a bad snap to Knipp at the UNC 5-yard line and Colorado needed just one Phillip Lindsay run to take a 14-7 lead.

CU then added two more scores in the second quarter. Montez ended an 80-yard scoring drive with a 28-yard touchdown pass to Shay Fields, then finished a 73-yard march with a 29-yard touchdown pass to Bryce Bobo.

But almost before the announced Folsom Field crowd of 44,318 could settle in for the rout, the Bears had other ideas. UNC answered CU's fourth touchdown with a 90-yard scoring drive, finishing with a 48-yard pass from Knipp to Wesley to cut Colorado's lead to 28-14 at the half.

The Bears then took the second half opening kickoff and marched 75 yards to paydirt, with Knipp throwing 27 yards to tight end Michael McCauley for the score. At that point, Colorado's one-time 21-point lead had been cut to seven, 28-21.

The Buffs, though, finally pulled momentum back to their sideline, but not before losing a fumble deep in UNC territory. On their next possession, however, they drove for a 33-yard field goal from James Stefanou to bump their margin back to double digits, 31-21.

Montez and Co. then added an insurance touchdown in the fourth quarter, driving 85 yards in 10 plays for a touchdown. Montez completed the drive with a 14-yard scoring toss to Jay MacIntyre, his fourth touchdown pass of the day. MacIntyre became the fourth CU receiver in the game to catch a touchdown pass, joining Fields, Ross and Bobo. All four starting receivers also had at least four catches, with Ross totaling eight for 143 yards and Fields eight for 69.

The Buffs completed the scoring with a late fourth quarter field goal.

Overall, CU finished with 569 yards offense — 357 in the air and 212 on the ground — and the Buffs had scoring drives that covered 75, 80, 73 and 85 yards.

Defensively, ILB Drew Lewis had nine tackles and cornerback Isaiah Oliver had an interception for the second game in a row. The Buffs also stiffened defensively after UNC's initial score in the second half, and did not allow the Bears past midfield for the rest of the game.

| | | | | | | |
|------------------------|----|----|---|----|---|----|
| Northern Colorado..... | 7 | 7 | 7 | 0 | — | 21 |
| COLORADO | 14 | 14 | 3 | 10 | — | 41 |

| SCORING | Score | Time | Qtr |
|---|-------|-------|-----|
| Northern Colorado — Wesley 33 pass from Knipp (Root kick) | 0-7 | 11:08 | 1Q |
| COLORADO — Ross 4 pass from Montez (Stefanou kick) | 7-7 | 9:19 | 1Q |
| COLORADO — Lindsay 5 run (Stefanou kick) | 14-7 | 8:01 | 1Q |
| COLORADO — Fields 28 pass from Montez (Stefanou kick) | 21-7 | 8:21 | 2Q |
| COLORADO — Bobo 29 pass from Montez (Stefanou kick) | 28-7 | 4:23 | 2Q |
| Northern Colorado — Wesley 52 pass from Knipp (Root kick) | 28-14 | 1:23 | 2Q |
| Northern Colorado — McCauley 27 pass from Knipp (Root kick) | 28-21 | 12:28 | 3Q |
| COLORADO — Stefanou 33 FG | 31-21 | 4:30 | 3Q |
| COLORADO — MacIntyre 14 pass from Montez (Stefanou kick) | 38-21 | 8:35 | 4Q |
| COLORADO — Stefanou 34 FG | 41-21 | 2:15 | 4Q |

Attendance: 44,318 Time: 3:22

Weather (54°): overcast skies, 82% humidity, 7 mph winds from the east

| TEAM STATISTICS | COLORADO | UNC |
|---|------------|------------|
| First Downs..... | 30 | 18 |
| Third Down Efficiency (Fourth)..... | 7-14 (0-0) | 1-14 (0-0) |
| Rushes—Net Yards | 39-212 | 31-71 |
| Passing Yards | 357 | 202 |
| Passes (Att-Comp-Int)..... | 41-29-1 | 37-20-1 |
| Total Offense..... | 569 | 273 |
| Return Yards | 40 | 44 |
| Punts: No-Average..... | 4-38.5 | 10-34.2 |
| Fumbles: No-Lost..... | 3-2 | 2-1 |
| Penalties/Yards | 14/114 | 7/60 |
| Quarterback Sacks—Yards | 1-6 | 1-8 |
| Time of Possession | 31:26 | 28:34 |
| Drives/Average Field Position | 14/C34 | 15/NC26 |
| Red Zone: Scores-Attempts (Points)..... | 5-6 (27) | 0-0 (0) |

INDIVIDUAL STATISTICS

Rushing—Colorado: Lindsay 26-151, Montez 10-68, Adkins 1-minus 1, Team 2-minus 6. **UNC:** Riek 17-59, Knipp 6-14, Davis 4-10, Deggs 1-9, Lindsay 1-5, Stephens 1-0, Team 1-minus 26.

Passing—Colorado: Montez 41-29-1, 357, 4 td. **UNC:** Knipp 34-19-1, 202, 3 td; Regan 3-1-0, 0, 0 td.

Receiving—Colorado: Ross 8-143, Fields 8-69, Bobo 6-77, MacIntyre 4-53, Shenault 1-9, Evans 1-6, Lindsay 1-0. **UNC:** Deggs 6-45, Wesley 5-102, Stephens 2-20, McCauley 1-27, Verna 3-14, Sol 1-0, Onic 1-minus 2, Riek 1-minus 4.

Punting—Colorado: Kinney 4-38.5 (45 long, 1 In20). **UNC:** Glau 10-34.2 (42 long, 2 In20).

Punt Returns—Colorado: Blackmon 1-40, Team 1-0. **UNC:** Onic 1-0. **Kickoff Returns—Colorado:** none. **UNC:** Deggs 1-10.

Tackle Leaders—Colorado: Lewis 4,6—10; Gamboa 2,5—7; Jackson 5,0—5; Worthington 5,0—5; Fisher 3,2—5; Edwards 1,4—5; Oliver 4,0—4; Tuiloma 3,0—3; Hasselbach 1,2—3; Frazier 2,0—2; Laguda 2,0—2. **UNC:** Glau 9,1—10; Walker 8,1—9; Boyd 7,2—9; Stelzner 7,2—9; Kane 7,0—7; Swopes 6,0—6; Cameron 3,3—6; Nelson 4,0—4.

Quarterback Sacks—Colorado: McCartney 1-6. **UNC:** Morris 1-8.

Interceptions—Colorado: Oliver 1-0. **UNC:** Kane 1-44. **Passes Broken Up—Colorado:** Coleman 2, Fisher, Udoffia, Worthington. **UNC:** Walker 2, Kane, Nelson.

GAME NOTES

Colorado opened 3-0 for the 41st time in its 128-year history, but for the first time since 2008 and just the second time since opening 5-0 in 1998 (3-0 also in 2004) ... CU leads the series with UNC by a 10-2 count; this was just the fifth time in 12 games both teams scored, and the first that both did in double figures; the 62 points combined were the most ... The game time of 3:22 despite halftime being reduced to 15 minutes ... CU lost the coin toss after winning 10 in a row, but has still won 15 of the last 17 dating back to last year's opener ... Colorado gained at least 100 yards in each quarter for the first time this season and for the first time since last year's Washington State game (CU did it three times in 2016) ... The Buffaloes went 123:52 before allowing their first touchdown this season ... This marked the 41st time in school history the Buffaloes had a 100-yard rusher and 100-yard receiver in the same game (31-10 in such contests): **TB Phillip Lindsay** (26-151 rushing) and **WR Devin Ross** (8-143; receiving); and the duo was seven yards receiving short of becoming the first 150/150 in CU annals (previous closest was nine rushing yards on two occasions) ... CU's receivers nicknamed themselves the "Blackout Boyz," mainly led by the four starters: seniors **Bryce Bobo**, **Shay Fields** and **Devin Ross** and junior **Jay MacIntyre**. Those four combined for 26 catches for 342 yards (13.2 per), with four touchdowns and all 16 first downs earned in the passing game ... Though just with six career starts (and a 5-1 record), **QB Steven Montez** has already tied a significant CU record as he now has career 400-yard total offense games.

GAME 4 WASHINGTON 37, COLORADO 10 SEPTEMBER 23, 2017 FOLSOM FIELD, BOULDER

BOULDER — Seventh-ranked Washington handed Colorado a repeat of their Pac-12 title game from last year, methodically pounding out a 37-10 win before a soggy Folsom Field crowd of 47,666.

After a close first half, the Huskies pulled away after intermission, once again aided by an interception return for a touchdown — one of three interceptions thrown by Buffs quarterback Steven Montez, the same number of interceptions recorded by the Huskies in last year's game.

Washington, which outscored Colorado 27-3 in the second half last year for a 41-10 win, outscored the Buffs 27-3 in the second half again. The loss dropped Colorado to 3-1 on the season (0-1 Pac-12) while the Huskies improved to 4-0, 1-0.

The Buffs ended up being their own worst enemy in clutch situations. Colorado scored first, but the Huskies then put 17 unanswered points on the board off CU miscues and the UW offense wore down the Buffs defense.

Colorado drew first blood, taking the opening kickoff and marching 75 yards in 11 plays for the score. Montez completed four passes for 54 yards on the drive, including throws of 13 yards to Bryce Bobo and 22 yards to Devin Ross. Phillip Lindsay carried six times for 21 yards, including a 1-yard touchdown run. James Stefanou's PAT gave Colorado a 7-0 lead with 10:24 to go in the first quarter.

The Buffs then threatened to extend that margin after an Afolabi Laguda interception ended the Huskies' first possession. Colorado drove from its own 20 into Washington territory, but the drive stalled at the UW 40 and the Buffs punted.

Colorado got one more break on the Huskies' ensuing possession when UW kicker Tristan Vizcaino was wide right on a 32-yard field goal try.

But the Buffs' luck broke the other way on their next possession when Montez came up short on a third-down run, forcing a CU punt. The Huskies crashed protection and blocked an Alex Kinney kick, recovering at the Colorado 12.

Four plays later, the Huskies tied the game on a 1-yard Myles Gaskin run.

From that point on, the Buffs continued to create opportunities for the Huskies. On CU's next possession, Colorado drove into Washington territory before a Montez pass bounced off Lindsay's hands into those of UW's Jordan Miller. Nine plays later, the Huskies got a 25-yard go-ahead field goal for a 10-7 lead.

CU's next possession ended with a Montez interception in the end zone and UW ran out the clock to end the half.

The Huskies then methodically pulled away from the Buffs in the second half. Washington took the kickoff and marched 74 yards for a TD, with a CU penalty on a third-down incompletion keeping the drive alive. The Huskies capped the drive with a 43-yard touchdown pass from Jake Browning to Quinten Pounds for a 17-7 lead.

Colorado managed to answer with a scoring drive of its own, going 53 yards before settling for a 49-yard James Stefanou field goal to close to within 17-10. The Buffs then caught a break on UW's next possession when Vizcaino missed another field goal try.

But the Buffs then committed their biggest mistake of the night on their next possession when UW cornerback Myles Bryant broke on a Montez pass, picked it off and raced 35 yards to the end zone, giving the Huskies a 24-10 lead.

From that point on, Washington ground the Buffs down. The Huskies added a seven-play, 61-yard scoring drive early in the final period to go up 31-10, then added their final score of the night when Gaskin went 57 yards for a score midway through the fourth quarter.

| | | | | | | |
|------------------|---|----|----|----|---|----|
| Washington | 0 | 10 | 14 | 13 | — | 37 |
| COLORADO | 7 | 0 | 3 | 0 | — | 10 |

| SCORING | Score | Time | Qtr |
|--|-------|-------|-----|
| COLORADO — Lindsay 1 run (Stefanou kick) | 7- 0 | 10:24 | 1Q |
| Washington — Gaskin 1 run (Vizcaino kick) | 7- 7 | 9:04 | 2Q |
| Washington — Vizcaino 25 FG | 7-10 | 3:36 | 2Q |
| Washington — Pounds 43 pass from Browning (Vizcaino kick) | 7-17 | 11:38 | 3Q |
| COLORADO — Stefanou 49 FG | 10-17 | 7:28 | 3Q |
| Washington — Bryant 35 interception return (Vizcaino kick) | 10-24 | 2:03 | 3Q |
| Washington — Ahmed 6 run (Vizcaino kick) | 10-31 | 11:16 | 4Q |
| Washington — Gaskin 57 run (kick failed) | 10-37 | 7:17 | 4Q |

Attendance: 47,666 **Time:** 2:57

Weather (45°): light rain/drizzle, 100% humidity, 8 mph winds from the northeast

| TEAM STATISTICS | COLORADO | WASHINGTON |
|---|------------|------------|
| First Downs..... | 20 | 20 |
| Third Down Efficiency (Fourth)..... | 7-15 (0-1) | 5-10 (0-0) |
| Rushes—Net Yards | 43-120 | 39-254 |
| Passing Yards | 191 | 160 |
| Passes (Att-Comp-Int)..... | 30-22-3 | 21-11-1 |
| Total Offense..... | 311 | 414 |
| Return Yards | 6 | 54 |
| Punts: No-Average..... | 5-29.0 | 1-51.0 |
| Fumbles: No-Lost..... | 3-0 | 0-0 |
| Penalties/Yards | 3/35 | 3/20 |
| Quarterback Sacks—Yards..... | 1-0 | 5-25 |
| Time of Possession | 30:52 | 29:08 |
| Drives/Average Field Position | 11/C24 | 11/W31 |
| Red Zone: Scores-Attempts (Points)..... | 1-1 (7) | 3-4 (27) |

INDIVIDUAL STATISTICS

Rushing—Colorado: Lindsay 19-68, Montez 15-49, Bisharat 5-11, Ross 1-4, Evans 1-3, Noyer 1-minus 4, Team 1-minus 11. **Washington:** Gaskin 27-202, Ahmed 6-27, McClatcher 1-15, Browning 2-9, Pleasant 1-5, Team 2-minus 4.

Passing—Colorado: Montez 27-21-3, 171, 0 td; Noyer 3-1-0, 20, 0 td. **Washington:** Browning 21-11-1, 160, 1 td.

Receiving—Colorado: Fields 5-36, Winfree 5-33, Lindsay 5-32, Ross 4-41, Bobo 2-29, Shenault 1-20. **Washington:** McClatcher 4-44, Pettis 3-54, Bryant 2-12, Pounds 1-43, Lenius 1-7.

Punting—Colorado: Kinney 4-36.2 (45 long, 2 In20), Team 1-0.0. **Washington:** Whitford 1-51.0 (51 long, 0 In20).

Punt Returns—Colorado: Blackmon 1-6. **Washington:** Vea 1-17. **Kickoff Returns—Colorado:** Nixon 3-77, Blackmon 2-34. **Washington:** McGrew 2-38.

Tackle Leaders—Colorado: Gamboa 5, 4—9; Lewis 3, 6—9; Jackson 4, 2—6; Franke 1, 4—5; Udoffia 4, 0—4; Worthington 2, 2—4; Edwards 1, 3—4; Laguda 1, 1—2; Mulumba 0, 2—2; Tuiloma 0, 2—2; Four with 1, 0—1 (Fisher, Landman, McCartney, Oliver). **Washington:** Victor 7, 3—10; Bierra 5, 2—7; Bryant 4, 3—7; Joyner 4, 2—6; Bowman 4, 2—6; Rapp 3, 3—6; Burr 3, 2—5.

Quarterback Sacks—Colorado: Jackson 1-0. **Washington:** Victor 1-6, Bowman 1-5, Constantine 1-4, Onwuzurike 1-1, Team 1-9.

Interceptions—Colorado: Laguda 1-0. **Washington:** Miller 2-2, Bryant 1-35. **Passes Broken Up—Colorado:** Gamboa, Oliver. **Washington:** none.

GAME NOTES

This was the first time it rained during a game at Folsom Field in two years (there was light to moderate rain throughout the Oregon game on Oct. 3, 2015; just the second game with rain since 2006) ... Because of the weather and slippery conditions, CU's live buffalo mascot, Ralphie V, did not run in either half ... **WR Juwann Winfree** made his first career start; **DL Jase Franke** made his first career start at defensive end but his second overall ... Washington won its seventh straight in the series to extend its lead to **11-5-1** (CU's last win over the Huskies was in the '96 Holiday Bowl) ... The Buffs dropped to **1-1** when wearing silver helmets-black jerseys-silver pants ... The game time of **2:57** was easily the quickest of the year, matched last year's total of sub-3 hour games (1) and was the fastest since the 2013 CU-Washington game in Seattle that took 2:48 ... CU lost the coin toss after for the second consecutive game, which had not occurred since 2015 ... The Buffaloes scored for the first time in 2017 on their first possession of the game (driving 75 yards in 11 plays) ... Colorado's first kickoff return of the season (K.D. Nixon's 27-yard effort) came **201** minutes into the year; CU went on to return five kickoffs for a 22.2 average ... **TB Phillip Lindsay** (5-32 receiving) became CU's all-time reception leader by a running back with 96 receptions (for 783 yards, which is second); he passed Rodney Stewart (2008-11) who had 93 for 969 ... **PK James Stefanou** made his career-long 49 yard field goal and improved to 7-of-8 on the season; it was the fifth-longest field goal by a freshman in school history, and his 7-of-8 start ties the fourth-best beginning in field goal makes by any kicker in CU annals ... Myles Gaskin (27-202) was the first player to rush for over 200 yards against CU since Arizona's Jared Baker did so on Oct. 17, 2015 (23-207).

GAME 5 UCLA 27, COLORADO 23 SEPTEMBER 30, 2017**ROSE BOWL, PASADENA, CALIF.**

PASADENA, Calif. — True to form, the Colorado-UCLA game came down to the fourth quarter in the Rose Bowl, with the Bruins hanging on for a 27-23 win.

CU dropped to 3-2 on the season and 0-2 in the Pac-12. UCLA improved to 3-2, 1-1.

The game was close throughout, as Colorado led early, then saw the Bruins rally to take the lead. UCLA held a 14-10 edge at the half after a Buffs fake field goal attempt near the end of the half resulted in an incomplete pass.

The Bruins led by as many as 11 in the second half. Colorado cut the lead to one twice, 21-20 and 24-23, but could never completely erase the deficit.

For the second week in a row, Colorado scored first. The Buffs marched 63 yards on nine plays, reaching the end zone on a 21-yard pass from Steven Montez to Phillip Lindsay for a 7-0 lead.

Montez finished with 243 yards passing (17-for-36) and one touchdown and was also CU's leading rusher with 108 yards on 15 carries. The Buffs had 191 yards on the ground.

UCLA quickly answered, driving 75 yards on the ensuing possession to tie the game at 7-7, getting a 12-yard touchdown throw from Josh Rosen to Austin Roberts. Rosen was 28-for-45 for 372 yards with one touchdown and one interception. UCLA finished with just 95 yards rushing.

Colorado took the lead again two possessions later, driving 47 yards on five plays before settling for a 33-yard James Stefanou field goal for a 10-7 lead. It was Stefanou's seventh straight field goal of the season and his eighth successful in attempt in nine tries.

The Bruins, though, took the lead for the first time on their next possession when Rosen engineered an eight-play, 75-yard drive. Rosen completed a 46-yard toss to

Lasley on a flea-flicker play before Jalen Starks carried in from the 1-yard line for a 14-10 lead.

Colorado then muffed a chance to pull within one late in the half when a fake field goal produced an incomplete pass and the half ended with the Bruins holding on to their 14-10 lead.

After a CU possession that went nowhere to open the second half, UCLA quickly built its lead to 21-10, driving 58-yards in five plays with Soso Jamabo carrying in from the 2.

Colorado finally got its offense back on track. The Buffs went 75 yards for a score on their next possession, with Phillip Lindsay capping the drive with a 2-yard run to cut UCLA's lead to 21-17 with 6:59 to go in the third quarter. The big play of the drive was a Montez run for 25 yards on fourth-and-1.

The Buffs then created their first big break of the game when safety Evan Worthington intercepted a Rosen pass near the sidelines. Colorado then drove 62 yards to the UCLA 16 before settling for a 33-yard field goal to close the gap to 21-20.

UCLA extended its lead to four in the fourth quarter on a 33-yard J.J. Molson field goal before Colorado answered again, driving from the CU 29 to the UCLA 16. Stefanou kicked his third 33-yard field goal of the night to pull the Buffs to within one, 24-23, with 6:46 left in the game.

The Bruins, however, took the ensuing kickoff and methodically marched downfield, eating up yardage and clock at the same time. The Bruins used 6:15 before taking a 31-yard Molson field goal for a 27-23 lead with just 26 seconds left in the game for the final points of the night.

Colorado's last-gasp drive ended with Montez throwing incomplete in the end zone as the clock ran out.

| | | | | | | |
|-----------------------|----------|----------|-----------|----------|----------|-----------|
| COLORADO | 7 | 3 | 10 | 3 | — | 23 |
| UCLA | 7 | 7 | 7 | 6 | — | 27 |

| SCORING | Score | Time | Qtr |
|--|--------------|-------------|------------|
| COLORADO — Lindsay 21 pass from Montez (Stefanou kick) | 7- 0 | 4:34 | 1Q |
| UCLA — Roberts 12 pass from Rosen (Molson kick) | 7- 7 | 9:04 | 1Q |
| COLORADO — Stefanou 33 FG | 10- 7 | 10:34 | 2Q |
| UCLA — Starks 1 run (Molson kick) | 10-14 | 7:36 | 2Q |
| UCLA — Soso 2 run (Molson kick) | 10-21 | 11:39 | 3Q |
| COLORADO — Lindsay 2 run (Stefanou kick) | 17-21 | 6:59 | 3Q |
| COLORADO — Stefanou 33 FG | 20-21 | 1:09 | 3Q |
| UCLA — Molson 33 FG | 20-24 | 9:48 | 4Q |
| COLORADO — Stefanou 33 FG | 23-24 | 6:46 | 4Q |
| UCLA — Molson 31 FG | 23-27 | 0:26 | 4Q |

Attendance: 61,338 **Time:** 3:24

Weather (70°): light haze, 67% humidity, 4 mph winds from the southeast

| TEAM STATISTICS | COLORADO | UCLA |
|---|-----------------|-------------|
| First Downs..... | 24 | 25 |
| Third Down Efficiency (Fourth)..... | 4-16 (2-3) | 9-16 (1-2) |
| Rushes—Net Yards | 38-191 | 35-95 |
| Passing Yards | 243 | 372 |
| Passes (Att-Comp-Int)..... | 38-17-0 | 45-28-1 |
| Total Offense | 434 | 467 |
| Return Yards | 1 | 0 |
| Punts: No-Average | 4-42.0 | 3-39.0 |
| Fumbles: No-Lost..... | 0-0 | 1-0 |
| Penalties/Yards | 6/53 | 9/85 |
| Quarterback Sacks—Yards | 1-1 | 0-0 |
| Time of Possession | 29:41 | 30:19 |
| Drives/Average Field Position | 11/C25 | 11/U26 |
| Red Zone: Scores-Attempts (Points)..... | 4-5 (16) | 5-5 (27) |

INDIVIDUAL STATISTICS

Rushing—Colorado: Montez 15-108, Lindsay 19-83, Bobo 1-9, Shenault 1-1, Adkins 1-minus 2, Team 1-minus 8. **UCLA:** Jamabo 21-70, Starks 6-12, Rosen 5-7, Stephens 1-6, Andrews 1-2, Olorunfunmi 1-minus 2.

Passing—Colorado: Montez 36-17-0, 243, 1 td; Patterson 1-0-0, 0; Team 1-0-0, 0. **UCLA:** Rosen 45-28-1, 372, 1 td.

Receiving—Colorado: Ross 5-55, MacIntyre 4-71, Lindsay 4-47, Bobo 2-23, Shenault 1-42, Fields 1-5. **UCLA:** Andrews 8-96, Lasley 7-146, Wilson 6-65, Roberts 2-42, Jamabo 2-11, Gentosi 1-7, Howard 1-5, Massington 1-0.

Punting—Colorado: Kinney 4-42.0 (50 long, 1 In20). **UCLA:** Flintoft 3-39.0 (48 long, 1 In20).

Punt Returns—Colorado: none. **UCLA:** none. **Kickoff Returns—Colorado:** Nixon 2-42, Blackmon 2-40. **UCLA:** Lasley 2-39.

Tackle Leaders—Colorado: Gamboa 5,6—11; Lewis 3,8—11; Worthington 5,3—8; Moeller 6,0—6; Edwards 5,1—6; Oliver 4,1—5; Jackson 3,1—4; Laguda 3,0—3; Franke 2,0—2; McCartney 2,0—2; Hasselbach 1,1—2; Mulumba 1,1—2; Wigley 1,1—2. **UCLA:** Young 9,3—12; Wadood 7,1—8; Pickett 7,0—7; Lucier 2,2—4; Johnson 2,1—3; Woods 2,1—3.

Quarterback Sacks—Colorado: Edwards 1-1. **UCLA:** none.

Interceptions—Colorado: Worthington 1-1. **UCLA:** none. **Passes Broken Up—Colorado:** Gamboa 3, Moeller 2, Lewis, Oliver, Worthington. **UCLA:** Pickett, Samuel.

GAME NOTES

The last four games in the series have been decided by 21 points (UCLA has won three of the four, by 11 points) ... This marked the first time CU wore all black for a road game (previously did so for a bowl, a Big 12 title game and two CSU games in Denver); the Buffs are now 3-2 when donned in all black away from Folsom (2-15 when wearing black helmets as well) ... Colorado dropped to 3-22-1 in the state of California (1-4 in Pasadena), with UCLA's series lead at 10-3 (6-1 in California) ... Alumni-city on the CU sidelines: **Chris Hudson** ('94 Thorpe winner), **Nelson Spruce**, **Scotty McKnight**, **Stephane Nembot**, **Jordan Carrell** and **Rashidi Barnes** all in attendance ... **DT Lyle Tuiloma** made his first career start ... Colorado won the coin toss for the third time this year and for the 16th time in 19 tries dating back to last year's season opener ... Colorado finally started the **offensive line** it basically practiced with for all of August camp: **LT**-Jeromy Irwin, **LG**-Gerrad Kough, **C**-Jonathan Huckins, **RG**-Tim Lynott, **RT**-Aaron Haigler; Irwin missed the first two games for violating team rules, Huckins the last two after being injured against Texas State ... **QB Steven Montez** had his second career 100-yard rushing game but this was the first time in eight starts (5-3 record) that he did not complete 50 percent of his passes ... **TB Phillip Lindsay** became the 17th player in school history, and the first running back, to have 100 career receptions; he landed on that number with four receptions ... **S Evan Worthington** made his second career interception ... **PK James Stefanou** (2-2 PAT, 3-3 FG) extended his streak to nine straight FG makes, tied for the second-longest in school annals.

GAME 6 ARIZONA 45, COLORADO 42 OCTOBER 7, 2017**FOLSOM FIELD, BOULDER**

BOULDER — Phillip Lindsay became Colorado's all-time leader in all-purpose yards, but the Buffs had no answer on defense for Arizona quarterback Khalil Tate as the Buffs came up short, 45-42, at Folsom Field.

Lindsay ran for 281 yards and three touchdowns on a CU-record 41 carries, and also added 39 yards receiving as CU finished with 551 yards on offense. Tate, who replaced injured Brandon Dawkins early in the game, had 327 yards rushing on 14 carries — an FBS record for a quarterback — and four touchdowns, along with 142 yards passing and another score.

The game was the first time in FBS history that two players eclipsed 250 yards in rushing. Their 608 yards rushing was also an FBS record for most rushing yardage by two players.

The two teams traded scores all night, with Arizona taking a 21-14 lead at the half. The Buffs managed to stay close but could never completely close the gap.

On the 'Cats first possession after Dawkins' injury, Tate raced 58 yards to the end zone to give the Wildcats a 7-0 lead on the first play of the drive.

CU answered Arizona's first score with a 10-play, 75-yard drive. Steven Montez completed a pair of big third-down passes — the first for 39 yards to Jay MacIntyre and the second to Shay Fields for 15 — before Lindsay carried on the last four plays, including a 5-yard touchdown run to tie the game at 7-7.

Tate needed one play, a 75-yard run, to put Arizona back in the lead, 14-7, before Colorado answered again. The Buffs drove 85 yards in 19 plays for the tying score. Lindsay carried 14 times for 80 yards, including the 1-yard touchdown run.

Arizona, however, responded with a three-play, 68-yard drive. Tate had a 13-yard scoring pass to Shun Brown for a 21-14 lead, which held until the half.

After forcing a Colorado punt to open the second half, Arizona needed just 1:16 to go 70 yards for a score, with Tate scoring from 47 out and a 28-14 lead.

The Buffs answered again with another long, methodical march, driving 75 yards in 15 plays. Montez hit Bryce Bobo from 7 yards out for the score. The drive pulled the Buffs to within 28-21 with 7:13 still left in the third.

But Arizona and Tate responded by going 75 yards for another score. Tate had a 28-yard run on the drive as the Wildcats went up 35-21.

Colorado again pulled to within a touchdown. CU drove 75 yard in 10 plays, with a Montez 2-yard pass to Chris Bounds narrowing the Arizona lead to 35-28 early in the fourth.

Tate answered again. This time it was another 75-yard scoring run, his fourth rushing touchdown of the game, giving the Wildcats a 42-28 lead.

Colorado took the ensuing kickoff and marched 75 yards to its fifth touchdown of the night, capping the drive with a 39-yard Montez pass to Bounds, cutting Arizona's lead to 42-35 with 11:02 left.

Arizona then made it a two-score game again, but had to settle for a 24-yard Josh Pollack field goal for a 45-35 lead with 8:06 left.

CU then drove 75 yards again, in nine plays. Lindsay scored from 11 yards out on his 41st carry of the night. With 5:04 left in the game, the Buffs trailed by three, 45-42.

But Arizona managed to run the clock out on its next possession, with Tate running for a key conversion to extend the drive, racing 31 yards on a 3rd-and-7 to the Buff 17. The Wildcats then ran the clock out with a pair of kneeldowns with the Buffs all out of timeouts.

Tate also completed 12-of-13 passes for 154 yards, giving him 481 yards of total offense, leading UA to 10.13 yards per play (567 on 56 plays), the fourth-highest number ever against a CU team.

| | | | | | | |
|----------------|----|---|----|----|---|----|
| Arizona | 14 | 7 | 14 | 10 | — | 45 |
| COLORADO | 7 | 7 | 7 | 21 | — | 42 |

| SCORING | Score | Time | Qtr |
|---|-------|-------|-----|
| Arizona — Tate 58 run (Pollack kick) | 0-7 | 8:59 | 1Q |
| COLORADO — Lindsay 5 run (Stefanou kick) | 7-0 | 4:33 | 1Q |
| Arizona — Tate 28 run (Pollack kick) | 7-14 | 2:13 | 1Q |
| COLORADO — Lindsay 1 run (Stefanou kick) | 14-14 | 2:24 | 2Q |
| Arizona — Brown 13 pass from Tate (Pollack kick) | 14-21 | 1:21 | 2Q |
| Arizona — Tate 47 run (Pollack kick) | 14-28 | 12:21 | 3Q |
| COLORADO — Bobo 7 pass from Montez (Stefanou kick) | 21-28 | 7:13 | 3Q |
| Arizona — Green 1 run (Pollack kick) | 21-35 | 1:51 | 3Q |
| COLORADO — Bounds 2 pass from Montez (Stefanou kick) | 28-35 | 13:21 | 4Q |
| Arizona — Tate 75 run (Pollack kick) | 28-42 | 13:06 | 4Q |
| COLORADO — Bounds 39 pass from Montez (Stefanou kick) | 35-42 | 11:02 | 4Q |
| Arizona — Pollack 24 FG | 35-45 | 8:06 | 4Q |
| COLORADO — Lindsay 11 run (Stefanou kick) | 42-45 | 5:04 | 4Q |

Attendance: 49,976 Time: 3:12

Weather (75°): mostly clear skies, 14% humidity, 11 mph winds from the southwest

| TEAM STATISTICS | COLORADO | ARIZONA |
|---|-------------|-----------|
| First Downs..... | 29 | 25 |
| Third Down Efficiency (Fourth)..... | 13-21 (4-4) | 6-9 (1-1) |
| Rushes—Net Yards | 58-300 | 42-413 |
| Passing Yards | 251 | 154 |
| Passes (Att-Comp-Int)..... | 32-19-0 | 14-12-0 |
| Total Offense | 551 | 567 |
| Return Yards | 0 | 6 |
| Punts: No-Average..... | 3-41.7 | 1-35.0 |
| Fumbles: No-Lost | 0-0 | 1-1 |
| Penalties/Yards | 12/110 | 2/10 |
| Quarterback Sacks—Yards | 0-0 | 4-29 |
| Time of Possession | 35:54 | 24:06 |
| Drives/Average Field Position | 10/C23 | 11/A29 |
| Red Zone: Scores-Attempts (Points)..... | 5-5 (35) | 3-5 (17) |

INDIVIDUAL STATISTICS

Rushing—Colorado: Lindsay 41-281, Bisharat 8-32, Adkins 1-2, Montez 8-minus 15. **Arizona:** Tate 14-327, Wilson 11-42, Taylor 10-29, Dawkins 4-17, Green 1-1, Team 2-minus 3.

Passing—Colorado: Montez 32-19-0, 251, 3 td. **Arizona:** Tate 13-12-0, 154, 1 td; Dawkins 1-0-0, 0.

Receiving—Colorado: Bobo 6-53, MacIntyre 3-57, Lindsay 3-39, Fields 3-38, Bounds 2-41, Winfree 2-23. **Arizona:** Brown 7-28, Wolma 2-17, Ellison 1-60, Johnson 1-28, Poindexter 1-11.

Punting—Colorado: Kinney 3-41.7 (50 long, 0 In20). **Arizona:** Glatting 1-35.0 (35 long, 1 In20).

Punt Returns—Colorado: none. **Arizona:** Brown 1-6. **Kickoff Returns—Colorado:** Nixon 1-17. **Arizona:** Johnson 1-32.

Tackle Leaders—Colorado: Gamboa 5,9—14; Laguda 7,1—8; Jackson 3,3—6; Moeller 5,0—5; Lewis 2,3—5; Worthington 3,1—4; Wigley 2,1—3; Mulumba 0,3—3; Oliver 2,0—2;

McCartney 1,1—2; Edwards 0,2—2; Franke 0,2—2; Fisher 1,0—1; Frazier 0,1—1. **Arizona:** Young 5,6—11; Fields 4,7—11; Burns 8,2—10; Flannigan-Fowles 4,4—8; Schooler 4,2—6.

Quarterback Sacks—Colorado: none. **Arizona:** Fields 1-16, Schooler 1-9, Belknap 1-2, Rutt 1-2.

Interceptions—Colorado: none. **Arizona:** none. **Passes Broken Up—Colorado:** none. **Arizona:** Whittaker 3, Burns, Wilborn.

GAME NOTES

Tonight's attendance of **49,976** was the most for a CU-UA game at Folsom Field, besting the 48,111 back in 2011, the Buffs' first year in the Pac-12 Conference ... Colorado donned white helmets, black jerseys and white pants (dropping to **2-1** in the look) ... The Buffs are **18-8** in Family Weekend games and now lead the series with Arizona **14-6** (**6-4** in Boulder, **7-3** in night games) ... This matched the highest scoring game in the series (87 points; UA won 56-31 in Tucson in 2012); both teams have scored 20 or more points in last eight games ... This tied for the third most points as well as the fourth most total offense in losing a game in CU history ... Colorado is now **188-5** all-time when scoring 38 or more points ... The teams combined for **725** rushing yards (UA 425, CU 300) ... Seniors **TB Phillip Lindsay** and **WR Shay Fields** and left indelible marks against Arizona, Lindsay finishing with the most career rushing yards against one opponent (605) and Fields the second-most career receiving yards versus one school (408) ... Lindsay had a record night, becoming CU's all-time leader in all-purpose yards (4,989), set the mark for the most carries (41), became the fifth Buff to surpass 3,000 yards rushing thanks to the fourth-most single game rushing yards (281), and tied the school mark for first downs earned in a game (17, 16 rushing) and he matched the late Rashaan Salaam's mark set against Texas in 1994 for the most by a non-quarterback. **TE Chris Bounds**, in making his first two TD receptions of his career, became the first CU tight end to have two in a game since Joe Klopfenstein did so against Kansas in Boulder on Oct. 22, 2005.

GAME 7 COLORADO 36, OREGON STATE 33**OCTOBER 14, 2017****RESER STADIUM, CORVALLIS**

CORVALLIS, Ore. — Phillip Lindsay rushed for 185 yards and two touchdowns and quarterback Steven Montez and wide receiver Bryce Bobo hooked up for three scores — with Bobo throwing one to Montez — to lead the Buffs to a 36-33 come-from-behind win at Oregon State.

The final Montez-to-Bobo score came with just 1:34 left in the game, capping a nine-play, 82-yard scoring drive that gave the Buffs their 36-33 lead.

Montez masterfully piloted the game-winning drive, completing all four of his passes for 38 yards, three for first downs, and also had an 11-yard run to earn one. Lindsay picked up 23 yards on four carries on the possession, in which the Buffs never were faced with a third down try.

Oregon State then drove into CU territory on its final possession, but a 52-yard field goal try with 10 seconds left fell short to clinch the Buffs win.

Montez finished 14-of-24 for 168 yards and two scores while Lindsay rushed 28 times for 185 yards and two scores, giving him 466 yards rushing and five touchdowns on 69 carries in his last two games.

After a lackluster first half that saw the Buffs trailing 19-14 at intermission, the Buffs finally took the lead early in the third period, sparked by an Evan Worthington interception on OSU's first possession of the half. Worthington returned the errant pass 43 yards and the Buffs needed just six plays to go 46 yards to the end zone. Montez threw 8 yards to Shay Fields and Lindsay ran 17 yards on the drive, with Lindsay scoring from 9 yards out. James Stefanou's PAT gave the Buff their first lead of the game, 21-19, with 7:07 left in the third period.

But Oregon State quickly answered, going 75 yards in six plays to regain the lead. OSU running back Ryan Nall scored from 13 yards out to give OSU to a 26-21 lead with 20 seconds left in the third period.

Colorado responded by driving 88 yards in 18 plays to regain the lead. Lindsay carried eight times for 33 yards on the drive and Montez capped the march with a 9-yard scoring toss to Bobo. Montez then threw again to Bobo for the 2-point conversion and CU led, 29-26, with 8:53 left in the game.

The Beavers, however, had one more touchdown drive in their pocket, driving 84 yards in 10 plays with Nall scoring from 4 yards out to give OSU a 33-29 lead with just 4:22 left.

That set the stage for CU's game-winning drive and the final defensive stand. Lindsay ran four times for 23 yards on the winning drive before Montez hit Bobo from 13 out for the game's final touchdown.

CU then came up with big defensive plays on OSU's final possession, forcing the Beavers to try a 52-yard field goal, which fell short.

In the first half, the Beavers scored on all five of their possessions, driving for a touchdown on their first time with the ball, then adding four field goals on their next four possessions to take a 19-14 lead at the half.

Colorado answered OSU's opening touchdown quickly, springing Lindsay loose on second down for a 74-yard touchdown run. After OSU took a 16-7 lead on three field goals, CU cut the lead to two when the Buffs went 73 yards in 10 plays for a touchdown. Montez hit Bobo with a 15-yard toss to keep the drive moving early in the march and Bobo then returned the favor later, throwing an 11-yard scoring pass to Montez. It was Bobo's second career touchdown pass (he had one to Lindsay last year at USC) and it pulled Colorado to within two, 16-14.

But the Beavers then used the last 1:36 of the half to push their lead to five, getting their fourth field goal of the half to send the Buffs into the locker room trailing 19-14. All told, OSU drove into the red zone seven times in 10 possessions, but came away with just three touchdowns and the four field goals.

| | | | | | | |
|---------------------------|-----------|----------|----------|-----------|----------|-----------|
| COLORADO | 7 | 7 | 7 | 15 | — | 36 |
| Oregon State | 10 | 9 | 7 | 7 | — | 33 |

| SCORING | Score | Time | Qtr |
|--|--------------|-------------|------------|
| Oregon State — Nall 4 run (Choukair kick) | 0- 7 | 8:59 | 1Q |
| COLORADO — Lindsay 74 run (Stefanou kick) | 7- 7 | 8:34 | 1Q |
| Oregon State — Choukair 32 FG | 7-10 | 5:41 | 1Q |
| Oregon State — Choukair 37 FG | 7-13 | 13:41 | 2Q |
| Oregon State — Choukair 20 FG | 7-16 | 5:26 | 2Q |
| COLORADO — Montez 11 pass from Bobo (Stefanou kick) | 14-16 | 1:42 | 2Q |
| Oregon State — Choukair 31 FG | 14-19 | 0:00 | 2Q |
| COLORADO — Lindsay 9 run (Stefanou kick) | 21-19 | 7:07 | 3Q |
| Oregon State — Nall 13 run (Choukair kick) | 21-26 | 0:20 | 3Q |
| COLORADO — Bobo 9 pass from Montez (Bobo pass from Montez) | 29-26 | 8:53 | 4Q |
| Oregon State — Nall 4 run (Choukair kick) | 29-33 | 4:22 | 4Q |
| COLORADO — Bobo 13 pass from Montez (Stefanou kick) | 36-33 | 1:34 | 4Q |

Attendance: 33,785 **Time:** 3:14

Weather (47°): sunny skies, 91% humidity, 5-10 mph winds from the northeast

| TEAM STATISTICS | COLORADO | OREGON STATE |
|---|-----------------|---------------------|
| First Downs..... | 25 | 30 |
| Third Down Efficiency (Fourth)..... | 7-12 (1-1) | 10-15 (0-0) |
| Rushes—Net Yards | 41-206 | 46-280 |
| Passing Yards | 179 | 289 |
| Passes (Att-Comp-Int)..... | 25-15-0 | 37-20-1 |
| Total Offense..... | 385 | 569 |
| Return Yards | 43 | 15 |
| Punts: No-Average..... | 4-40.5 | 1-41.0 |
| Fumbles: No-Lost..... | 0-0 | 0-0 |
| Penalties/Yards..... | 3/14 | 9/79 |
| Quarterback Sacks—Yards | 0-0 | 2-18 |
| Time of Possession | 24:40 | 35:20 |
| Drives/Average Field Position | 10/C26 | 10/OS28 |
| Red Zone: Scores-Attempts (Points)..... | 4-4 (29) | 7-7 (33) |

INDIVIDUAL STATISTICS

Rushing—Colorado: Lindsay 28-185, Montez 11-23, Evans 1-minus 1, Team 1-minus 1. **Oregon State:** Nall 24-172, Pierce 10-52, Tyner 5-31, Garretson 2-13, Johnson 5-12.

Passing—Colorado: Montez 24-14-0, 168, 2 td; Bobo 1-1-0, 11, 1 td. **Oregon State:** Garretson 37-20-1, 289, 0 td.

Receiving—Colorado: Bobo 9-126, Fields 5-42, Montez 1-11. **Oregon State:** Hernandez 7-65, Villamin 3-57, Togiai 3-31, Pierce 2-43, Nall 2-28, Bradford 1-41, Hodgkins 1-17, Tyner 1-7.

Punting—Colorado: Kinney 4-40.5 (52 long, 1 In20). **Oregon State:** Porebski 1-41.0 (41 long, 0 In20).

Punt Returns—Colorado: none. **Oregon State:** Hernandez 1-12, Bradford 1-3. **Kickoff Returns—Colorado:** Blackmon 5-95, Evans 1-9. **Oregon State:** Allen 4-91, Pierce 1-15, Smith 1-15.

Tackle Leaders—Colorado: Lewis 6,9—15; Worthington 12,0—12; Gamboa 4,4—8; Laguda 5,2—7; McCartney 4,3—7; Wigley 4,1—5; Fisher 3,1—4; Jackson 3,1—4; Frazier 2,1—3; Mulumba 2,0—2; Moeller 1,1—2; Franke 1,1—2; Collier 1,0—1; Coleman 1,0—1; Oliver 1,0—1. **Oregon St.:** Hungalu 6,5-11; Morris 5,4—9; Moore 4,3—7; Willis 4,3—7; Dunn 3,2—5.

Quarterback Sacks—Colorado: none. **Oregon State:** Hungalu 1-9, Willis 1-9.

Interceptions—Colorado: Worthington 1-43. **Oregon State:** none. **Passes Broken Up—Colorado:** Fisher 2, Worthington 2, Laguda, Lewis, Oliver. **Oregon State:** Moore, Wilson.

GAME NOTES

Colorado tied the series at 5-5 with Oregon State, taking a 2-1 lead in Corvallis ... This was the highest scoring game in the series, topping a 36-31 OSU win in Boulder in 2013 ... This was the 42nd time in CU history the Buffs had a 100-yard rusher and receiver; the Buffs are 32-10 in those games ... When the Buffs stopped the Beavers with a 3-and-out in the third quarter, it ended a run of 15 straight possessions where the opponent drove into CU territory (with two scores from outside the 50) ... Opponents have 24 drives inside-the-20 this year, but have come away with just 10 touchdowns; OSU had three TDs and four field goals on seven trips into the red zone ... The Buffs scored in all four quarters, extending the mark to 12 in a row ... CU's scoring drive in the fourth quarter went 88 yards over 18 plays, its fourth scoring drive this season of 15 or more plays ... CU has forced one or more turnovers in 32 of its last 34 games overall (all seven games in 2017); **S Evan Worthington** made his third career interception, all this season, returning it 43 yards. Offensively, CU extending its streak to a school record 13 straight quarters without committing a turnover, and have gone three straight games without one for the first time in school history (had gone back-to-back five times); it was also the fourth turnover-free game this year, tying the school record set in 1989, 1993, 2006 and 2011 ... **TB Phillip Lindsay** (28-185 rushing), had a two-game total of 466 yards, fourth-most in back-to-back games in school history ... **WR Bryce Bobo** had a career-high 126 receiving yards and threw his second career TD pass ... With **QB Steven Montez** making a TD reception, CU quarterbacks have caught at least one pass now in seven straight seasons; including three for touchdowns ... Colorado moved to within one win from becoming the 25th school to win 700 games (all-time record of 699-497-36).

GAME 8 WASHINGTON STATE 28, COLORADO 0**OCTOBER 21, 2017****MARTIN STADIUM, PULLMAN**

PULLMAN, Wash. — Colorado was held scoreless for the first time since 2012 and Washington State did just enough offensively to carve out a 28-0 win over the Buffs in a wet, cold and windy Martin Stadium.

The Buffs even changed quarterbacks at the half, bringing in redshirt freshman Sam Noyer for an ineffective Steven Montez, but the change had no significant impact.

The last time CU had been shut out was a 48-0 loss at home to Stanford in 2012, or 60 games ago. Its 174 yards total offense was the lowest output since the 2016 Pac-12 championship game, when Colorado had just 163 yards offense.

Colorado dropped to 4-4 and 1-4 in Pac-12 play while WSU improved to 7-1, 4-1.

The Buffs had their chances to seize momentum early in the game, forcing and recovering a WSU fumble near midfield on the Cougars' second possession, then taking over near midfield again after a short WSU punt and penalty.

But the Buffs offense could never find a rhythm. CU did not produce a first down until late in the first quarter, and Montez did not complete a pass until late in the second period.

Then, after experiencing their own problems in a scoreless first quarter, the Cougars finally hit stride in the second period.

Following a Montez incompletion on fourth down in WSU territory early in the second period — a play that also resulted in the ejection of Buffs left tackle Jeromy Irwin for targeting — the Cougars went 72 yards in three plays for the first score of the game. Luke Falk hit Tay Martin for a 50-yard touchdown pass and WSU took a 7-0 lead with 11:25 to go in the half.

Seven minutes later, following CU's fourth punt of the half, the Cougars struck again. Falk guided a 10-play, 81-yard march, finishing with an 18-yard touchdown pass to Brandon Arconado.

CU's offense struggled the entire half. Montez did not complete a pass until less than five minutes remained in the second quarter, and he finished the half just 4-for-13 for 21 yards. CU's Phillip Lindsay ran for 58 yards in the first half, but needed 18 carries to hit that total, and he finished with 98 yards on 29 carries.

In the second half, the Buffs turned to redshirt freshman Noyer at quarterback, but Noyer's first drive was stifled in WSU territory after a high snap left the Buffs in a second-and-28 hole. CU punted, and nine plays later, the Cougars were in the end zone again, getting a 9-yard run from Jamal Morrow for a 21-0 lead with 9:26 to go in the third period.

Both teams then traded punts for much of the remainder of the game. The Buffs reached into WSU territory on a couple of occasions, but both times were stopped on fourth down at the Cougars' 17. Colorado entered the game having successfully converted seven straight fourth-down tries, but the Buffs were just 2-for-6 in that department against the Cougars and just 1-for-17 on third down.

Washington State tacked on one more score, going 52 yards in 10 plays, capping the drive with a 5-yard Falk pass to Renard Bell to push the final margin to 28-0.

Lindsay surpassed the 1,000-yard rushing mark in the game to become the first player in CU history to have back-to-back 1,000-yard seasons (Eric Bieniemy had 1,000-yard seasons in 1988 and 1990).

Montez finished 4-for-13 for 21 yards, but did extend his streak of throws without an interception to 108. Noyer was 7-for-18 for 53 yards. Quarterback Casey Marksberry saw his first action as a Buff and completed two of three attempts for 20 yards.

| | | | | | | |
|-------------------------------|----------|-----------|----------|----------|----------|-----------|
| COLORADO | 0 | 0 | 0 | 0 | — | 0 |
| Washington State | 0 | 14 | 7 | 7 | — | 28 |

| SCORING | Score | Time | Qtr |
|---|--------------|-------------|------------|
| Washington State — Martin 50 pass from Falk (Powell kick) | 0-7 | 11:25 | 2Q |
| Washington State — Arconado 18 pass from Falk (Powell kick) | 0-14 | 4:50 | 2Q |
| Washington State — Morrow 9 run (Powell kick) | 0-21 | 9:26 | 3Q |
| Washington State — Bell 5 pass from Falk (Powell kick) | 0-28 | 5:17 | 4Q |

Attendance: 31,461 **Time:** 3:18

Weather (41°): rain throughout, 99% humidity, 22-32 mph winds from the southeast

| TEAM STATISTICS | COLORADO | WASH. STATE |
|---|-----------------|--------------------|
| First Downs..... | 13 | 21 |
| Third Down Efficiency (Fourth)..... | 1-17 (2-6) | 6-16 (0-2) |
| Rushes—Net Yards | 40-80 | 35-194 |
| Passing Yards | 94 | 212 |
| Passes (Att-Comp-Int)..... | 34-13-0 | 43-20-0 |
| Total Offense | 174 | 212 |
| Return Yards | 5 | 30 |
| Punts: No-Average | 10-40.6 | 7-34.3 |
| Fumbles: No-Lost | 3-1 | 2-2 |
| Penalties/Yards | 5/45 | 6/70 |
| Quarterback Sacks—Yards | 2-15 | 3-17 |
| Time of Possession | 26:58 | 33:02 |
| Drives/Average Field Position | 16/C38 | 15/WS27 |
| Red Zone: Scores-Attempts (Points)..... | 0-2 (0) | 3-3 (21) |

INDIVIDUAL STATISTICS

Rushing—Colorado: Lindsay 29-98, Montez 3-3, Noyer 5-1, Bisharat 1-1, Marksberry 1-minus 5, Team 1-minus 18. **Washington State:** Morrow 11-73, Williams 9-59, Falk 9-41, Wicks 5-15, Harrington 1-6.

Passing—Colorado: Noyer 18-7-0, 53, 0 td; Montez 13-4-0, 21, 0 td; Marksberry 3-2-0, 20, 1 td. **Washington State:** Falk 34-17-0, 197, 3 td; Hilinski 9-3-0, 15, 0 td.

Receiving—Colorado: Ross 4-27, Winfree 2-20, Bobo 2-19, Fields 2-12, Frazier 1-9, MacIntyre 1-7, Lindsay 1-0.. **Washington State:** Martin 4-78, Patmon 4-48, Morrow 2-28, Bell 2-13, Dimry 2-10, Williams 2-9, Arconado 1-18, Sweet 1-7, Johnson-Mack 1-1, Calvin 1-0.

Punting—Colorado: Kinney 10-40.6 (58 long, 5 In20). **Washington State:** Sweet 7-34.3 (58 long, 0 In20).

Punt Returns—Colorado: Blackmon 1-5, Oliver 1-0. **Washington State:** Strong 1-0. **Kickoff Returns—Colorado:** Blackmon 2-51. **Washington State:** none.

Tackle Leaders—Colorado: Lewis 6,2—8; Gamboa 3,5—8; Worthington 6,1—7; Moeller 5,2—7; Jackson 5,0—5; McCartney 4,1—5; Mulumba 3,1—4; Fisher 2,1—3; Hasselbach 2,1—3; Edwards 2,0—2; Udoffia 2,0—2; Wigley 2,0—2; Laguda 1,1—2. **Washington State:** Thompson 7,3—10; Rogers 6,3—9; Woods 3,3—6; Dale 4,1—5; Mata'afa 3,2—5.

Quarterback Sacks—Colorado: McCartney 1-8, Jackson ½-4, Mulumba ½-3. **Washington State:** Luvu 2-10, Oguayo 1-7.

Interceptions—Colorado: none. **Washington State:** none. **Passes Broken Up—Colorado:** Udoffia 3, Wigley 3, Moeller 2, Fisher, Frazier, Gamboa, Mathewes, Oliver, Worthington.

Washington State: Dale, Singleton.

GAME NOTES

Colorado's lead in the all-time series was cut to **6-5**; this was the second shutout in the series: the other took place on Sept. 18, 1982 in Spokane as CU's **12-0** win was the first by first-year head coach Bill McCartney ... Colorado has lost **28** straight road games to ranked opponents (last win: 31-17 at UCLA on Sept. 21, 2002) ... The Buffs are now **0-5-2** in Pac-12 back-to-back road doubleheaders (**0** wins, swept 5 times, **2** splits; **2-12** combined record) ... CU was last shutout on Nov. 3, 2012 by Stanford, 48-0 in Boulder (last shutout on road: 2010 at Missouri, 26-0); the Buffaloes had scored in **60** straight games overall, and this marked just the fourth time in the last **355** games CU did not score (dating to a 7-0 loss at Nebraska in 1988) ... CU set school records with **16** straight quarters without committing a turnover (**253:52** in total time), and nearly went four straight games without one ... **QB Steven Montez** extended his streak to 108 consecutive passes without an interceptions (sixth-longest in school history and the ninth of 100 or more) ... **QB Engineering:** Montez: 7 drives (34 plays, 82 yards); **Sam Noyer:** 7 drives (36 plays, 77 yards); **Casey Marksberry:** 2 drives (4 plays, 15 yards) ... The scoreless first quarter was just the sixth involving the Buffaloes over the last 178 games (dating back to 2003); the last one was against Washington in Boulder. The Buffs had scored in **12** straight quarters, the opponent had in 15 prior to tonight ... **TB Phillip Lindsay** (29-98 TD rushing; 7 FDE) recorded the **16th** 1,000-yard rushing season in school history, the first player to do it in back-to-back years.

NOTABLE PERFORMANCES: THE LAST TIME

INDIVIDUAL

| | | |
|---|-----------|---|
| Kickoff Return For A Touchdown | Colorado: | Nelson Spruce vs. Cal in Boulder, Nov. 16, 2013 (onside, 46 yards; otherwise: M. Mosley vs. Utah, Nov. 23, 2012, 100 yds) |
| | Opponent: | Reggie Dunn, Utah in Boulder, Nov. 23, 2012 (100 yards). |
| Punt Return For A Touchdown | Colorado: | Laviska Shenault vs. Texas State in Boulder, Sept. 9, 2017 (55 yards; on a fumble return). |
| | Opponent: | Boobie Hobbs, Utah in Boulder, Nov. 26, 2016 (55 yards). |
| Interception Return For A Touchdown | Colorado: | Rick Gamboa vs. Oregon State in Boulder, Oct. 1, 2016 (20 yards). |
| | Opponent: | Myles Brvant, Washington in Boulder, Sept. 23, 2017 (35 yards). |
| Fumble Return/Recovery For A Touchdown | Colorado: | Kenneth Olugbode vs. Utah in Boulder, Nov. 26, 2016 (10 yards). |
| | Opponent: | Tra'Mayne Bondurant, Arizona at Tucson, Nov. 8, 2014 (22 yards). |
| Blocked Punt Return For A Touchdown | Colorado: | Lawrence Vickers vs. Washington State at Seattle, Sept. 11, 2004 (0 yards). |
| | Opponent: | Grant Perry, Michigan at Ann Arbor, Sept. 17, 2016 (6 yards). |
| Blocked Field Goal Return For A Touchdown | Colorado: | Has not occurred. |
| | Opponent: | Max Bergen, Stanford at Palo Alto, Oct. 8, 2011 (75 yards; first-ever against Colorado) |
| Blocked Punt | Colorado: | Andrew Bergner vs. Texas State in Boulder, Sept. 9, 2017. |
| | Opponent: | Michael Jocz, Michigan at Ann Arbor, Sept. 17, 2016 |
| Blocked PAT Kick | Colorado: | Nate Bonsu vs. Arizona State in Boulder, Oct. 11, 2012. |
| | Opponent: | Shemar Smith, Oregon State in Boulder, Oct. 1, 2016 (<i>kicker: Chris Graham</i>) |
| Blocked Field Goal | Colorado: | Chidobe Awuzie vs. UCLA in Boulder, Nov. 3, 2016. |
| | Opponent: | Rick Wade, UCLA in Boulder, Nov. 3, 2016 (<i>kicker: Chris Graham</i>). |
| Offensive Lineman To Score A Touchdown | Colorado: | Alex Kelley vs. Colorado State in Denver, Sept. 2, 2016 (recovered fumble in end zone). |
| | Opponent: | Has not occurred. |
| Defensive Two-Point Conversion | Colorado: | Greg Biekert vs. Nebraska in Boulder, Nov. 2, 1991. |
| | Opponent: | Has not occurred. |
| 300 Yards Total Offense | Colorado: | 351, Steven Montez vs. UCLA at Pasadena, Sept. 30, 2017 (<i>243 pass, 108 rush</i>). |
| | Opponent: | 481, Khalil Tate, Arizona in Boulder, Oct. 7, 2017 (<i>327 rush, 154 pass</i>). |
| 400 Yards Total Offense | Colorado: | 425, Steven Montez vs. Northern Colorado in Boulder, Sept. 16, 2017 (<i>357 pass, 68 rush</i>). |
| | Opponent: | 481, Khalil Tate, Arizona in Boulder, Oct. 7, 2017 (<i>327 rush, 154 pass</i>). |
| 100 Yards Rushing | Colorado: | 185, Phillip Lindsay vs. Oregon State at Corvallis, Oct. 14, 2017 (<i>28 attempts</i>). |
| | Opponent: | 176, Ryan Nall, Oregon State at Corvallis, Oct. 14, 2017 (<i>24 attempts</i>). |
| 200 Yards Rushing | Colorado: | 281, Phillip Lindsay vs. Arizona in Boulder, Oct. 7, 2017 (<i>41 attempts</i>). |
| | Opponent: | 327, Khalil Tate, Arizona in Boulder, Oct. 7, 2017 (<i>14 attempts</i>). |
| 300 Yards Rushing | Colorado: | 309, Chris Brown vs. Kansas at Lawrence, Oct. 12, 2002. |
| | Opponent: | 327, Khalil Tate, Arizona in Boulder, Oct. 7, 2017 (<i>14 carries</i>). |
| Three Touchdowns Rushing | Colorado: | 3, Phillip Lindsay vs. Arizona in Boulder, Oct. 7, 2017. |
| | Opponent: | 3, Ryan Nall, Oregon State at Corvallis, Oct. 14, 2017. |
| Four Touchdowns Rushing | Colorado: | 4, Michael Adkins II vs. Charleston Southern in Boulder, Oct. 19, 2013. |
| | Opponent: | 4, Khalil Tate, Arizona in Boulder, Oct. 7, 2017. |
| Two 100-Yard Rushers | Colorado: | Phillip Lindsay (31-144) and Sefo Liufau (23-108) vs. Washington State in Boulder, Nov. 19, 2016. |
| | Opponent: | Miles Gaskin (29-159) and Lavon Coleman (18-101), Washington at Santa Clara (Pac-12 Championship), Dec. 2, 2016. |
| Three 100-Yard Rushers | Colorado: | Jon Keyworth (18-124), Paul Arendt (23-116) and Ward Walsh (15-101), vs. Air Force at USAFA, Nov. 21, 1970. |
| | Opponent: | David Overstreet (18-258), Darrell Shepard (3-151) and George Rhymes (9-110), Oklahoma in Boulder, Oct. 4, 1980. |
| 300 Yards Passing | Colorado: | 357, Steven Montez vs. Northern Colorado in Boulder, Sept. 16, 2017. |
| | Opponent: | 372, Josh Rosen, UCLA at Pasadena, Sept. 30, 2017. |
| 400 Yards Passing | Colorado: | 455, Sefo Liufau vs. California at Berkeley, Sept. 27, 2014 (<i>46-of-67</i>). |
| | Opponent: | 458, Jared Goff, California at Berkeley, Sept. 27, 2014 (<i>24-of-42</i>). |
| Three Touchdowns Passing | Colorado: | 3, Steven Montez vs. Arizona in Boulder, Oct. 7, 2017. |
| | Opponent: | 3, Luke Falk, Washington State at Pullman, Oct. 21, 2017. |
| Four Touchdowns Passing | Colorado: | 4, Steven Montez vs. Northern Colorado in Boulder, Sept. 16, 2017. |
| | Opponent: | 5, Mike Bercovici, Arizona State at Tempe, Oct. 10, 2015. |
| Five Touchdowns Passing | Colorado: | 7, Sefo Liufau vs. California at Berkeley, Sept. 27, 2014 (school record). |
| | Opponent: | 5, Mike Bercovici, Arizona State at Tempe, Oct. 10, 2015. |
| Three Interceptions Thrown | Colorado: | 3, Steven Montez vs. Washington in Boulder, Sept. 23, 2017. |
| | Opponent: | 3, Ryan Burns, Stanford at Palo Alto, Oct. 22, 2016. |
| Four Interceptions Thrown | Colorado: | 4, Nick Hirschman vs. Utah in Boulder, Nov. 23, 2012. |
| | Opponent: | 4, Graham Harrell, Texas Tech at Lubbock, Oct. 27, 2007. |
| 10 Receptions | Colorado: | 11, Phillip Lindsay vs. UCLA in Boulder, Nov. 3, 2016 (<i>76 yards</i>) (school record by a running back) |
| | Opponent: | 11, Gabe Marks, Washington State at Pullman, Nov. 21, 2015 (<i>110 yards</i>). |
| 100 Yards Receiving | Colorado: | 126, Bryce Bobo vs. Oregon State at Corvallis, Oct. 14, 2017 (<i>9 receptions</i>). |
| | Opponent: | 146, Jordan Laslev, UCLA at Pasadena, Sept. 30, 2017 (<i>7 receptions</i>). |
| 200 Yards Receiving | Colorado: | 209, Paul Richardson vs. Central Arkansas in Boulder, Sept. 7, 2013 (<i>11 receptions</i>). |
| | Opponent: | 208, Ryan Broyles, Oklahoma at Norman, Oct. 30, 2010 (<i>9 receptions</i>). |
| Two Touchdowns Receiving | Colorado: | 2, Bryce Bobo vs. Oregon State at Corvallis, Oct. 14, 2017. |
| | Opponent: | 2, Alex Weslev, Northern Colorado in Boulder, Sept. 16, 2017. |
| Three Touchdowns Receiving | Colorado: | 3, Shay Fields vs. Oregon State in Boulder, Oct. 1, 2016. |
| | Opponent: | 3, Nelson Agholor, Southern California at Los Angeles, Oct. 18, 2014. |
| Two 100-Yard Receivers | Colorado: | Paul Richardson (11-140) and Nelson Spruce (8-140) vs. California in Boulder, Nov. 16, 2013. |
| | Opponent: | Nelson Agholor (6-128) and JuJu Smith (4-104), Southern California at Los Angeles, Oct. 18, 2014. |
| 100-Yard Rusher & Receiver | Colorado: | Phillip Lindsay (28-185) rushing and Bryce Bobo (9-126) receiving vs. Oregon State at Corvallis, Oct. 14, 2017. |
| | Opponent: | Justice Hill (19-100 rushing) & James Washington (9-171 receiving), Oklahoma State in San Antonio, Dec. 29, 2016. |
| 100-Yard Rusher & Receiver (<i>same player</i>) | Colorado: | Cortlen Johnson (27-172 rushing; 6-105 receiving), vs. Iowa State at Ames, Nov. 10, 2001. |
| | Opponent: | Has not occurred. |

The Last Time, continued...

| | | |
|-----------------------------------|-----------|--|
| Four Touchdowns In A Game | Colorado: | 4, Michael Adkins II vs. Charleston Southern in Boulder, Oct. 19, 2013 (4 rushing). |
| | Opponent: | 4, Khalil Tate, Arizona in Boulder, Oct. 7, 2017 (4 rushing). |
| Four Field Goals In A Game | Colorado: | 4, Will Oliver vs. Colorado State in Denver, Sept. 1, 2013. |
| | Opponent: | 4, Jordan Choukair, Oregon State at Corvallis, Oct. 14, 2017. |
| 50-Yard Field Goal | Colorado: | 54, Davis Price vs. Oregon State in Boulder, Oct. 1, 2016 (CU freshman record) |
| | Opponent: | 52, Jared Roberts, Colorado State in Denver, Aug. 29, 2014. |
| Two Interceptions In A Game | Colorado: | 2, Tedric Thompson vs. Utah in Boulder, Nov. 26, 2016. |
| | Opponent: | 2, Jordan Miller, Washington in Boulder, Sept. 23, 2017. |
| Three Interceptions In A Game | Colorado: | 3, Terrence Wheatley vs. Texas Tech at Lubbock, Oct. 27, 2007. |
| | Opponent: | 3, Philip Thomas, Fresno State at Fresno, Sept. 15, 2012. |
| Four Interceptions In A Game | Colorado: | Has not occurred. |
| | Opponent: | 4, Frank Nelson, Utah at Salt Lake City, Nov. 2, 1946. |
| Three Quarterback Sacks In A Game | Colorado: | 3 (for 15 yards), Leo Jackson vs. Texas State in Boulder, Sept. 9, 2017 (Josh Hartigan vs. K-State in Boulder, 11/20/10) |
| | Opponent: | 4 (for 31 yards), Vilas Fauonuku, Utah at Salt Lake City, Nov. 28, 2015. |
| Four Quarterback Sacks In A Game | Colorado: | 4½ (for 46), Ron Woolfork vs. Iowa in Boulder, Sept. 26, 1992. |
| | Opponent: | 4 (for 31 yards), Vilas Fauonuku, Utah at Salt Lake City, Nov. 28, 2015. |

TEAM

| | | |
|--|-----------|---|
| Shut Out (Defensive) | Colorado: | Game: 48-0, vs. Nicholls State in Boulder, Sept. 26, 2015. |
| | | Through 3rd Qtr: 37-0, vs. Colorado State in Denver, Sept. 2, 2016. |
| | | At Half: 14-0, vs. Texas State in Boulder, Sept. 9, 2017. |
| | Opponent: | Game: 0-28, by Washington State at Pullman, Oct. 21, 2017. |
| | | Through 3rd Qtr: 0-21, by Washington State at Pullman, Oct. 21, 2017. |
| | | At Half: 0-14, by Washington State at Pullman, Oct. 21, 2017. |
| Safety | Colorado: | vs. Oregon in Boulder, Oct. 22, 2011 (Terrel Smith tackled Cliff Harris in end zone). |
| | Opponent: | by Stanford at Palo Alto, Oct. 22, 2016 (Sefo Liufau ran out of back of end zone). |
| Held To No Offensive Touchdowns | Colorado: | by Washington State at Pullman, Oct. 21, 2017. |
| | Opponent: | Texas State in Boulder, Sept. 9, 2017; Colorado State in Denver, Sept. 1, 2017; Stanford at Palo Alto, Oct. 22, 2016. |
| 30 First Downs In A Game | Colorado: | 30, vs. Northern Colorado in Boulder, Sept. 16, 2017. |
| | Opponent: | 30, by Oregon State at Corvallis, Oct. 14, 2017. |
| Held Under 10 First Downs | Colorado: | 9, by Washington at Santa Clara, Pac-12 Championship Game, Dec. 2, 2016. |
| | Opponent: | 7, vs. Arizona State in Boulder, Oct. 15, 2016. |
| 500 Yards Total Offense In A Game | Colorado: | 603, vs. Washington State in Boulder, Nov. 19, 2016 (258 rush, 345 pass). |
| | Opponent: | 569, Oregon State at Corvallis, Oct. 14, 2017 (280 rush, 289 pass). |
| 600 Yards Total Offense In A Game | Colorado: | 603, vs. Washington State in Boulder, Nov. 19, 2016 (258 rush, 345 pass). |
| | Opponent: | 616, by Arizona in Boulder, Oct. 17, 2015 (291 rush, 325 pass). |
| Held Under 200 Yards Total Offense In A Game | Colorado: | 174, by Washington State at Pullman, Oct. 21, 2017 (80 rush, 94 pass). |
| | Opponent: | 199, Arizona State in Boulder, Oct. 15, 2016 (50 rush, 149 pass). |
| Held Under 100 Yards Total Offense In A Game | Colorado: | 76, by Stanford in Boulder, Nov. 3, 2012 (-21 rush, 97 pass). |
| | Opponent: | 96, Idaho State in Boulder, Sept. 10, 2016 (29 rush, 67 pass). |
| 300 Yards Rushing In A Game | Colorado: | 300, vs. Arizona in Boulder, Oct. 7, 2017. |
| | Opponent: | 413, by Arizona in Boulder, Oct. 7, 2017. |
| 400 Yards Rushing In A Game | Colorado: | 427, vs. Kansas at Lawrence, Oct. 12, 2002. |
| | Opponent: | 413, by Arizona in Boulder, Oct. 7, 2017. |
| 500 Yards Rushing In A Game | Colorado: | 502, vs. Missouri in Boulder, Nov. 11, 2000. |
| | Opponent: | 516, by Missouri at Columbia, Oct. 6, 1984. |
| Held Under 100 Yards Rushing In A Game | Colorado: | 80, by Washington State at Pullman, Oct. 21, 2017 (40 attempts). |
| | Opponent: | 95, vs. UCLA at Pasadena, Sept. 30, 2017 (35 attempts). |
| 400 Yards Passing In A Game | Colorado: | 401, vs. Arizona State at Tempe, Oct. 10, 2015. |
| | Opponent: | 458, by California at Berkeley, Sept. 27, 2014. |
| 500 Yards Passing In A Game | Colorado: | 533, vs. NE Louisiana in Boulder, Sept. 16, 1995. |
| | Opponent: | 523, by Fresno State at Honolulu, Dec. 25, 1993 (Aloha Bowl; only time ever vs. Colorado) |
| Held Under 100 Yards Passing In A Game | Colorado: | 94, by Washington State at Pullman, Oct. 21, 2017. |
| | Opponent: | 67, vs. Idaho State in Boulder, Sept. 10, 2016. |
| Averaged Over Eight Yards Per Play | Colorado: | 8.00, vs. Charleston Southern in Boulder, Oct. 19, 2013 (52-416). |
| | Opponent: | 10.13, by Arizona in Boulder, Oct. 7, 2017 (56-567). |
| Held Under Three Yards Per Play | Colorado: | 2.35, by Washington State at Pullman, Oct. 21, 2017 (74-174). |
| | Opponent: | 1.75, vs. Idaho State in Boulder, Sept. 26, 2015 (55-96). |
| Four Interception Game | Colorado: | 4, vs. Texas Tech at Lubbock, Oct. 27, 2007. |
| | Opponent: | 4, by Utah in Boulder, Nov. 23, 2012. |
| Five Interception Game | Colorado: | 5, vs. Texas Tech at Lubbock, Nov. 1, 2003. |
| | Opponent: | 5, by Oklahoma in Boulder, Oct. 17, 1992. |
| Forced Five Lost Opponent Fumbles | Colorado: | 5, vs. Nebraska in Boulder, Nov. 26, 1999. |
| | Opponent: | 5, by Oklahoma State at Stillwater, Nov. 8, 1980. |
| Forced Six Lost Opponent Fumbles | Colorado: | 6, vs. Kansas State in Boulder, Oct. 22, 1983. |
| | Opponent: | 6, by Nebraska at Lincoln, Oct. 25, 1975. |
| Forty-Minute Time of Possession Game | Colorado: | 41:05, vs. UCLA at Pasadena, Oct. 31, 2015. |
| | Opponent: | 42:20, by Missouri in Boulder, Nov. 1, 1997. |
| Turnover-Free Game | Colorado: | vs. Oregon State at Corvallis, Oct. 14, 2017. |
| | Opponent: | by Oklahoma State at San Antonio (Alamo Bowl), Dec. 29, 2016. |
| Did Not Punt | Colorado: | vs. Iowa State in Boulder, Nov. 19, 1994. |
| | Opponent: | by Washington at Seattle, Nov. 9, 2013 (just second time since 1983; Baylor in 2010). |
| Recovered Own Onside Kick | Colorado: | vs. Oregon at Eugene, Nov. 22, 2014 (Nelson Spruce); 0-of-last-4. |
| | Opponent: | by California in Boulder, Nov. 16, 2013 (0-of-last-1). |

CAREER SINGLE GAME BESTS

(for those who have regularly appeared in games)

MICHAEL ADKINS, TB

Rushing Attempts—22, at Hawai'i, 9/03/15
 Rushing Yards—137, vs. Charleston Southern, 10/19/13
 Long Run—43, vs. Washington, 11/01/14
 Rushing TDs—4, vs. Charleston Southern, 10/19/13
 Receptions—2, six times (last: at Hawai'i, 9/03/15)
 Receiving Yards—63, vs. California, 11/16/13
 Long Reception—63, vs. California, 11/16/13 (TD)

BEAU BISHARAT, TB

Rushing Attempts—8, twice (last: vs. Arizona, 10/07/17)
 Rushing Yards—32, vs. Arizona, 10/07/17
 Long Run—7, twice (last: vs. Arizona, 10/07/17)
 Rushing TDs—N/A

RONNIE BLACKMON, CB

Total Tackles—1, vs. Northern Colorado, 9/16/17
 Solo Tackles—1, vs. Northern Colorado, 9/16/17
 Interceptions—N/A
 Pass Deflections—N/A

BRYCE BOBO, WR

Receptions—10, at Southern California, 10/8/16
 Receiving Yards—126, at Oregon State, 10/14/17
 Long Reception—66, vs. Arizona State, 10/15/16
 Receiving TDs—2, twice (last: at Oregon State 10/14/17)

JACOB CALLIER, OLB

Total Tackles—2, vs. Texas State, 9/09/17
 Solo Tackles—1, 4 times (last: at Washington St., 10/21/17)
 QB Sacks—1, vs. Colorado State, 9/01/17
 Third Down Stops—2, vs. Colorado State, 9/01/17

TIM COLEMAN, OLB

Total Tackles—3, at Arizona, 11/12/16
 Solo Tackles—2, 4 times (last: at Arizona, 11/12/16)
 Third Down Stops—3, vs. Northern Colorado, 9/16/17
 QB Sacks—1, thrice (last: vs. Texas State, 9/09/17)
 Tackles For Loss—1, four times (last vs. Texas St., 9/09/17)

JAVIER EDWARDS, DT

Total Tackles—5, vs. Northern Colorado, 9/16/17
 Solo Tackles—4, vs. Texas State, 9/09/17
 QB Sacks—1, at UCLA, 9/30/17
 Third Down Stops—N/A

KABION ENTO, WR

Receptions—2, thrice (last: vs. Utah, 11/26/16)
 Receiving Yards—88, vs. Idaho State, 9/10/16
 Long Reception—69, Idaho State, 9/10/16 (TD)
 Receiving TDs—2, Idaho State, 9/10/16

KYLE EVANS, TB

Rushing Attempts—15, thrice (last: vs. Oregon St., 10/1/16)
 Rushing Yards—61, at Oregon, 9/24/16
 Long Run—20, vs. Colorado State in Denver, 9/2/16
 Rushing TDs—1, 4 times (last: vs. Arizona State, 10/15/16)

SHAY FIELDS, WR

Receptions—8, thrice (last: vs. Northern Colorado, 9/16/17)
 Receiving Yards—169, vs. Oregon State, 10/1/16
 Long Reception—75, at Arizona, 11/08/14 (TD)
 Receiving TDs—3, vs. Oregon State, 10/1/16
 Long Run—17, vs. Colorado State, 9/19/15

NICK FISHER, S

Total Tackles—6, vs. Washington State, 11/19/16
 Solo Tackles—4, vs. Washington State, 11/19/16
 Pass Deflections—2, at Oregon State, 10/14/17

JASE FRANKE, DT

Total Tackles—5, thrice (last: vs. Washington, 9/23/17)
 Solo Tackles—4, at Hawai'i, 9/03/15
 QB Sacks—1, at Hawai'i, 9/03/15
 Third Down Stops—1, at Utah, 11/28/15

RICK GAMBOA, ILB

Total Tackles—14, vs. Arizona, 10/07/17
 Solo Tackles—10, at Washington State, 11/21/15
 QB Sacks—1, at Hawai'i, 9/03/15
 Third Down Stops—2, at Oregon, 9/24/16
 Interceptions—1, vs. Oregon State, 10/1/16 (TD)

CHRIS GRAHAM, PK

Field Goals Made—3, twice (last: vs. CSU, 9/2/16)
 Field Goals Attempted—4, twice (last: at UCLA, 10/31/15)
 Long Field Goal—52, twice (last: vs. Oregon, 10/03/15)
 PAT Made—6, vs. Massachusetts, 9/12/15
 PAT Attempts—6, vs. Massachusetts, 9/12/15

JOHNNY HUNTLEY, WR

Receptions—1, vs. Idaho State, 9/10/16
 Receiving Yards—14, vs. Idaho State, 9/10/16
 Long Reception—14, vs. Idaho State, 9/10/16
 Receiving TDs—N/A

LEO JACKSON, DT

Total Tackles—8, twice (last: vs. Texas State, 9/09/17)
 Solo Tackles—7, vs. Colorado State, 9/01/17
 QB Sacks—3, vs. Texas State, 9/09/17
 Third Down Stops—1, 7 times (last: vs. Arizona, 10/07/17)

AKIL JONES, ILB

Total Tackles—3, vs. Texas State, 9/09/17
 Solo Tackles—1, vs. Texas State, 9/09/17
 QB Sacks—N/A
 Third Down Stops—1, vs. Texas State, 9/09/17

DYLAN KEENEY, TE

Receptions—3, at Washington State, 11/21/15
 Receiving Yards—31, at Washington State, 11/21/15
 Long Reception—23, vs. Colorado State, 9/19/15
 Receiving TDs—N/A

ALEX KINNEY, P

Punts—10, at Washington State, 10/21/17
 Average (min. 5 punts)—49.7, vs. Texas State, 9/09/17 (6)
 Long Punt—70, vs. Texas State, 9/09/17
 50-Plus—2, four times (last: at Washington State, 10/21/17)
 Inside-the-20—5, at Washington State, 10/21/17

AFOLABI LAGUDA, S

Total Tackles—12, at Arizona, 11/12/16
 Solo Tackles—8, at Southern California, 10/8/16
 Interceptions—1, twice (last: vs. Washington, 9/23/17)
 Pass Deflections—2, vs. Utah, 11/26/16

DONOVAN LEE, WR

Receptions—7, at UCLA, 10/31/15
 Receiving Yards—39, at Washington State, 11/21/15
 Long Reception—17, at Oregon State, 10/24/15
 Receiving TDs—1, at Oregon, 11/22/14
 Rushing Yards—103, vs. Nicholls State, 9/26/15
 Long Run—59, vs. Nicholls State, 9/26/15 (TD)

DREW LEWIS, ILB

Total Tackles—15, at Oregon State, 10/14/17
 Solo Tackles—6, twice (last: at Washington State, 10/21/17)
 Third Down Stops—2, vs. Northern Colorado, 9/16/17
 QB Sacks—1, vs. Oregon State, 10/1/16

PHILLIP LINDSAY, TB

Rushing Attempts—41, vs. Arizona, 10/07/17.
 Rushing Yards—281, vs. Arizona, 10/07/17.
 Long Run—75, vs. Arizona State, 10/15/16 (TD)
 Rushing TDs—3, thrice (last: vs. Arizona, 10/07/17)
 Receptions—11, vs. UCLA, 11/03/16
 Receiving Yards—105, at Southern California, 10/8/16
 Long Reception—67, at Southern California, 10/8/16 (TD)
 Long Kickoff Return—51, vs. Hawai'i, 9/20/14

EDDY LOPEZ, DT/TE

Total Tackles—2, four times (last: at Oregon, 11/22/14)
 Solo Tackles—1, five times (last: at Oregon, 11/22/14)
 Third Down Stops—N/A

JAY MacINTYRE, WR

Receptions—7, vs. Washington State, 11/19/16
 Receiving Yards—90, vs. Washington State, 11/19/16
 Long Reception—40, at Arizona, 11/12/16 (TD)
 Receiving TDs—1, four times (last: vs. N.Colo., 9/16/17)

MICHAEL MATHEWES, DL

Total Tackles—6, vs. Nicholls State, 9/26/15
 Solo Tackles—5, vs. Nicholls State, 9/26/15
 QB Sacks—1, vs. Nicholls State, 9/26/15
 Third Down Stops—1, vs. Idaho State, 9/10/16 (4DS)

DEREK MCCARTNEY, OLB

Total Tackles—10, vs. Colorado State, 9/19/15
 Solo Tackles—7, vs. USC, 11/13/15
 Third Down Stops—2, vs. Colorado State, 9/19/15
 QB Sacks—1, 10 times (last: at Washington State, 10/21/17)
 QB Hurries—3, vs. Arizona, 10/17/15
 Tackles For Loss—2, twice (last: vs. Northern Colorado, 9/16/17)
 Interceptions—1, at Hawai'i, 9/03/15

RYAN MOELLER, S

Total Tackles—14, at Oregon, 11/22/14
 Solo Tackles—14, at Oregon, 11/22/14
 Third Down Stops—2, at UCLA, 9/30/17
 Interceptions—1, vs. Massachusetts, 9/12/15
 Passes Broken Up—2, at Washington State, 10/21/17

STEVEN MONTEZ, QB

Pass Attempts—41, vs. Northern Colorado, 9/16/17
 Pass Completions—29, vs. Northern Colorado, 9/16/17
 Passing Yards—357, vs. Northern Colorado, 9/16/17
 TD Passes—4, vs. Northern Colorado, 9/16/17
 Long Pass—69, vs. Idaho State, 9/10/16 (TD)

Interceptions—3, vs. Washington, 9/23/17
 Rating (min 10 att.)—224.3, vs. Idaho State, 9/10/16

CHRIS MULUMBA, DE

Total Tackles—4, twice (last: at Washington St., 10/21/17)
 Solo Tackles—4, vs. Texas State, 9/09/17
 QB Sacks—½, at Washington State, 10/21/17
 Third Down Stops—1, twice (last: at Wash. St., 10/21/17)

K.D. NIXON, WR

Receptions—1, vs. Texas State, 9/09/17
 Receiving Yards—5, vs. Texas State, 9/09/17
 Long Reception—5, vs. Texas State, 9/09/17
 Receiving TDs—N/A

SAM NOYER, QB

Pass Attempts—18 at Washington State, 10/21/17
 Pass Completions—7, at Washington State, 10/21/17
 Passing Yards—53, at Washington State, 10/21/17
 TD Passes—N/A

Long Pass—18, vs. Texas State, 9/09/17

Interceptions—N/A

Rating (min 10 att.)—63.6, at Washington State, 10/21/17

Rushing Yards—1, at Washington State, 10/21/17

ISAIAH OLIVER, CB

Total Tackles—7, at Michigan, 9/17/16
 Solo Tackles—7, at Michigan, 9/17/16
 Pass Deflections—4, vs. Colorado State, 9/01/17
 Interceptions—1, thrice (last: vs. UNC, 9/16/17)
 Third Down Stops—3, at Washington State, 11/21/15
 Long Punt Return—68, vs. UCLA, 11/03/16 (TD)

DAVIS PRICE, PK

Field Goals Made—2, vs. Oregon State, 10/01/16
 Field Goals Attempted—2, vs. Oregon State, 10/01/16
 Long Field Goal—54, vs. Oregon State, 10/01/16
 PAT Made—7, at Arizona, 11/12/16

DEVIN ROSS, WR

Receptions—9, at UCLA, 10/31/15, vs. Utah, 11/26/16
 Receiving Yards—153, at Oregon, 9/24/16
 Long Reception—68, at Arizona State, 10/10/15 (TD)
 Receiving TDs—2, at Michigan, 9/17/16

LAVASKA SHENAULT, WR

Receptions—1, thrice (last: at UCLA, 9/30/17)
 Receiving Yards—42, at UCLA, 9/30/17
 Long Reception—42, at UCLA, 9/30/17
 Receiving TDs—N/A

DANTE SPARACO, OLB

Total Tackles—1, thrice (last: vs. UNC, 9/16/17)
 Solo Tackles—1, vs. Colorado State, 9/01/17
 QB Sacks—½, vs. Colorado State, 9/01/17
 Third Down Stops—1, Colorado State, 9/01/17

JAMES STEFANO, PK

Field Goals Made—3, twice (last: at UCLA, 9/30/17)
 Field Goals Attempted—3, twice (last: at UCLA, 9/30/17)
 Long Field Goal—49, vs. Washington, 9/23/17
 PAT Made—6, vs. Arizona, 10/07/17
 PAT Attempts—6, vs. Arizona, 10/07/17
 Points—13, vs. Texas State, 9/09/17

TREY UDOFFIA, CB

Total Tackles—5, vs. Colorado State, 9/01/17
 Solo Tackles—5, vs. Colorado State, 9/01/17
 Interceptions—1, vs. Colorado State, 9/01/17
 Pass Deflections—3, at Washington State, 10/21/17

LEE WALKER, WR

Receptions—1, thrice last: at Stanford, 10/22/16)
 Receiving Yards—19, vs. Nicholls State, 9/26/15
 Long Reception—19, vs. Nicholls State, 9/26/15
 Receiving TDs—N/A

DANTE WIGLEY, CB

Total Tackles—5, at Oregon State, 10/14/17
 Solo Tackles—4, at Oregon State, 10/14/17
 Interceptions—N/A

Pass Deflections—3, at Washington State, 10/21/17

JUWANN WINFREE, WR

Receptions—5, vs. Washington, 9/23/17
 Receiving Yards—33, vs. Washington, 9/23/17
 Long Reception—16, at Washington State, 10/21/17
 Receiving TDs—N/A

EVAN WORTHINGTON, S/OLB

Total Tackles—12, at Oregon State, 10/14/17
 Solo Tackles—12, at Oregon State, 10/14/17
 Interceptions—1, thrice (last: at Oregon State, 10/14/17)
 Pass Deflections—2, twice (last: at Oregon St., 10/14/17)

PERSONNEL / DEPTH CHART

A note about CU's depth: in-season, charts *reflect* change and generally do not announce it unless there are long-term injuries.

OFFENSE

(Multiple; 12 positions listed)

WIDE RECEIVER (X)

- 4 Bryce Bobo, 6-2, 205, Sr.-5***
8 Laviska Shenault, 6-1, 215, Fr.
17 Kabion Ento, 6-3, 185, Sr.*

WIDE RECEIVER (Z)

- 1 Shay Fields, 5-11, 185, Sr.**
9 Juwann Winfree, 6-3, 210, Jr.
10 Johnny Huntley, 6-3, 220, Soph.*

WIDE RECEIVER (H)

- 2 Devin Ross, 5-11, 180, Sr.-5***
13 K.D. Nixon, 5-8, 190, Fr.

WIDE RECEIVER (Y; when in four-wide set)

- 14 Jay MacIntyre, 5-10, 185, Jr.**
9 Juwann Winfree, 6-3, 210, Jr.
18 Lee Walker, 6-0, 180, Jr.**

LEFT TACKLE

- 76 Jeromy Irwin, 6-5, 300, Sr.-5****
75 Josh Kaiser, 6-5, 300, Jr.**
77 Hunter Vaughn, 6-7, 300, Fr.-RS

LEFT GUARD

- 68 Gerrad Kough, 6-4, 300, Sr.-5***
78 William Sherman, 6-3, 280, Fr.

CENTER

- 56 Tim Lynott, Jr., 6-3, 295, Soph.*
62 Justin Eggers, 6-5, 310, Soph.
(79 Jonathan Huckins, 6-4, 280, Sr.-5***)

RIGHT GUARD

- 56 Tim Lynott, Jr., 6-3, 295, Soph.*
55 Brett Tonz, 6-3, 295, Soph.*
60 Dillon Middlemiss, 6-5, 280, Soph.*

RIGHT TACKLE

- 64 Aaron Haigler, 6-7, 290, Soph.* **OR**
73 Isaac Miller, 6-7, 280, Soph.
75 Josh Kaiser, 6-5, 300, Jr.**

TIGHT END / H-BACK / FULLBACK

- 5 George Frazier, 6-2, 280, Sr.-5***
43 Chris Bounds, 6-4, 240, Soph.*
91 Eddy Lopez, 6-3, 290, Jr.**
85 Jared Poplawski, 6-4, 230, Fr.

QUARTERBACK

- 12 Steven Montez, 6-5, 225, Soph.* **OR**
15 Sam Noyer, 6-4, 210, Fr.-RS
17 Casey Marksberry, 6-3, 185, Fr.-RS

TAILBACK

- 23 Phillip Lindsay, 5-8, 190, Sr.-5***
35 Beau Bisharat, 6-2, 215, Soph.*
19 Michael Adkins II, 5-10, 210, Sr.-5****
21 Kyle Evans, 5-6, 175, Jr.**
45 Tanner Grzesiek, 5-10, 205, Sr.-5

DEFENSE

(3-4 Base; 12 positions listed)

LEFT DEFENSIVE END

- 52 Leo Jackson III, 6-3, 275, Sr.-5**
56 Jase Franke, 6-3, 280, Jr.**
90 Terriek Roberts, 6-6, 260, Fr.-RS

NOSE TACKLE

- 9 Javier Edwards, 6-3, 350, Jr.
72 Lyle Tuiloma, 6-3, 310, Soph.*
56 Jase Franke, 6-3, 280, Jr.**

RIGHT DEFENSIVE END

- 16 Chris Mulumba, 6-4, 280, Jr.
56 Jase Franke, 6-3, 280, Jr.** **OR**
5 George Frazier, 6-2, 280, Sr.-5***

OUTSIDE LINEBACKER

- 95 Derek McCartney, OLB, 6-3, 240, Sr.-5***
10 #Dante Sparaco, 6-5, 245, Fr.
93 Michael Mathewes, 6-4, 240, Jr.**

JACK (INSIDE) LINEBACKER

- 20 Drew Lewis, 6-2, 230, Jr.*
53 Nate Landman, 6-3, 215, Fr.
46 Trent Headley, 6-2, 225, Sr.-5

MIKE (INSIDE) LINEBACKER

- 32 Rick Gamboa, 6-0, 240, Jr.**
36 Akil Jones, 6-0, 215, Fr.-RS
31 Jonathan Van Diest, 6-1, 235, Fr.

OUTSIDE LINEBACKER

- 96 Terran Hasselbach, 6-1, 235, Jr.** **OR**
44 Jacob Callier, 6-2, 240, Fr.
59 Timothy Coleman, 6-3, 255, Sr.-5***

BUFF BACK (S/OLB HYBRID)

- 25 Ryan Moeller, 6-1, 215, Sr.-5***
6 Evan Worthington, 6-2, 205, Jr.**

CORNERBACK

- 8 Trey Udoffia, 6-0, 185, Fr.-RS
2 Ronnie Blackmon, 5-10, 175, Fr.-RS (N#2)
3 Derrion Rakestraw, 6-2, 175, Fr.-RS
(26 Isaiah Oliver, 6-1, 190, Jr.**)

FREE SAFETY

- 1 Afolabi Laguda, 6-1, 205, Sr.-5**
7 Nick Fisher, 6-0, 190, Jr.**
22 Kyle Trego, 6-0, 195, Jr.*

STRONG (BOUNDARY) SAFETY

- 6 Evan Worthington, 6-2, 200, Jr.** (N#1)
25 Ryan Moeller, 6-1, 215, Sr.-5***
37 Lucas Cooper, 5-10, 180, Soph.*

CORNERBACK

- 4 Dante Wigley, 6-1, 180, Soph.
8 Trey Udoffia, 6-0, 185, Fr.-RS
41 Andrew Bergner, 5-11, 165, Sr.-5**

SPECIALISTS

PUNTER

- 89 Alex Kinney, 6-1, 205, Jr.**
15 Chris Graham, 6-3, 235, Sr.-5***

PLACEKICKER / KICKOFF

- 48 James Stefanou, 6-1, 185, Fr.
15 Chris Graham, 6-3, 235, Sr.-5***
49 Davis Price, 6-2, 185, Soph.* (KO#1)

PUNT RETURN

- 26 Isaiah Oliver, 6-1, 190, Jr.**
2 Ronnie Blackmon, 5-10, 175, Fr.-RS
14 Jay MacIntyre, 5-10, 185, Jr.**

KICKOFF RETURN

- 13 K.D. Nixon, 5-8, 190, Fr.
2 Ronnie Blackmon, 5-10, 175, Fr.-RS
9 Juwann Winfree, 6-3, 210, Jr.
18 Lee Walker, 6-0, 180, Jr.**

HOLDER

- 18 T.J. Patterson, 6-3, 185, Sr.
89 Alex Kinney, 6-1, 205, Jr.**

SNAPPER (Short & Long)

- 63 J.T. Bale, 6-2, 205, Soph.*
53 Nate Landman, 6-3, 215, Fr.

INJURED / • OUT FOR SEASON

- 13 • Shamar Hamilton, OLB, 6-5, 230, Jr. (*knee*)
86 Dylan Keeney, TE, 6-6, 220, Jr.** (*back*)
10 • Jaylon Jackson, WR, 5-10, 175, Fr. (*ankle*)
39 • Jaisen Sanchez, S, 6-1, 200, Jr.* (*shoulder*)

(L)—throws or kicks left-handed/footed.
(N)—nickel back.

Seniors (23): Listing with a (-5) indicates fifth-year senior (19); the others (4) are fourth-year seniors.

OR—indicates those listed are considered even (co-first/second/third team status);

ITALICS—Status of players listed in *italics* is day-to-day or questionable (left a previous game with an injury).

#—Sparaco wears #42 on special teams.

(Heights and weights as of August 8, 2017)

*—denotes number of letters earned through 2016; *Injured players listed in italics (status questionable or doubtful—not out for an extended time; probables listed as normal).*

CAPTAINS:

- 5 George Frazier, TE/DE 1 Afolabi Laguda, S
32 Rick Gamboa, ILB 23 Phillip Lindsay, TB
76 Jeromy Irwin, OT 95 Derek McCartney, OLB

COLORADO FOOTBALL / ALPHABETICAL ROSTER
(as of October 23 a.m.)

| No. | Player | Pos. | Ht. | Wt. | Class | Exp. | Hometown (High School/Previous College) | Status |
|-----|----------------------|-------|------|-----|-------|------|--|--------|
| 19 | ADKINS II, Michael | TB | 5-10 | 210 | Sr. | 4L | San Diego, Calif. (Helix) | S 1/1 |
| 63 | BALE, J.T. | SN | 6- 2 | 205 | So. | 1L | La Mirada, Calif. (La Mirada) | WO 3/3 |
| 97 | BANDI, Mo | DL | 6- 5 | 260 | So. | VR | Longmont, Colo. (Niwoot) | WO 3/3 |
| 22 | BELL, Maurice | WR | 6- 0 | 180 | Fr. | HS | Murrieta, Calif. (Murrieta Valley) | S 5/4 |
| 57 | BENNION, Sam | OLB | 6- 5 | 235 | Fr. | RS | North Logan, Utah (Logan) | S 4/4 |
| 41 | BERGNER, Andrew | CB | 5-11 | 165 | Sr. | 2L | Parker, Colo. (Legend/Arizona State) | WO 1/1 |
| 35 | BISHARAT, Beau | TB | 6- 2 | 215 | So. | 1L | Sacramento, Calif. (Jesuit) | S 4/3 |
| 2 | BLACKMON, Ronnie | DB | 5-10 | 175 | Fr. | RS | Atlanta, Ga. (Westlake) | S 4/4 |
| 4 | BOBO, Bryce | WR | 6- 2 | 205 | Sr. | 3L | Covina, Calif. (Charter Oak) | S 1/1 |
| 43 | BOUNDS, Chris | TE | 6- 4 | 240 | So. | 1L | Thousand Oaks, Calif. (Chaminade College Prep) | S 3/3 |
| 44 | CALLIER, Jacob | OLB | 6- 2 | 240 | Fr. | HS | Downey, Calif. (St. John Bosco) | S 5/4 |
| 88 | CHIAVERINI, Curtis | WR | 6- 1 | 195 | Fr. | HS | Corona, Calif. (Boulder, Colo./Valor Christian) | WO 5/4 |
| 87 | COCHRANE, Xavier | WR | 5- 9 | 175 | Jr. | 1L | Phoenix, Ariz. (Mountain Pointe) | WO 2/2 |
| 80 | COLEMAN, Derek | TE | 6- 5 | 230 | Fr. | RS | Broomfield, Colo. (Legacy) | WO 4/4 |
| 59 | COLEMAN, Timothy Jr. | OLB | 6- 3 | 255 | Sr. | 3L | Denver, Colo. (Mullen) | S 1/1 |
| 37 | COOPER, Lucas | DB | 5-10 | 180 | So. | 1L | Palos Verdes, Calif. (Palos Verdes) | WO 3/3 |
| 89 | DEMENT, Kevin | WR | 5-11 | 180 | Sr. | VR | Centennial, Colo. (Arapahoe) | WO 2/1 |
| 47 | EDRIDGE, Nick | OLB | 6- 3 | 220 | Fr. | HS | Fort Collins, Colo. (Fossil Ridge) | WO 5/4 |
| 9 | EDWARDS, Javier | DT | 6- 3 | 350 | Jr. | JC | Houston, Texas (Aldine Davis/Blinn College) | S 3/2 |
| 62 | EGGERS, Justin | OL | 6- 5 | 310 | So. | TR | Marshall, Wis. (Marshall/Western Illinois) | WO 3/3 |
| 17 | ENTO, Kabion | WR | 6- 3 | 185 | Sr. | 1L | Pine Bluff, Ark. (Dollarway/East Central [Miss.] CC) | S 2/1 |
| 21 | EVANS, Kyle | TB | 5- 7 | 175 | Jr. | 2L | San Jose, Calif. (Archbishop Mitty) | S 2/2 |
| 1 | FIELDS, Shay | WR | 5-11 | 185 | Sr. | 3L | Bellflower, Calif. (St. John Bosco) | S 2/1 |
| 7 | FISHER, Nick | DB | 6- 0 | 190 | Jr. | 2L | Temecula, Calif. (Great Oak) | S 3/2 |
| 8 | FONTENOT, Alex | TB | 6- 0 | 190 | Fr. | HS | Richmond, Texas (George Ranch) | S 5/4 |
| 49 | FOULK, Griffin | DB | 6- 1 | 200 | Fr. | HS | Erie, Colo. (Broomfield) | WO 4/4 |
| 56 | FRANKE, Jase | DT | 6- 3 | 280 | Jr. | 2L | Camarillo, Calif. (St. Bonaventure) | S 2/2 |
| 5 | FRAZIER, George | TE/DE | 6- 2 | 280 | Sr. | 3L | Duarte, Calif. (Monrovia) | S 1/1 |
| 32 | GAMBOA, Rick | ILB | 6- 0 | 240 | Jr. | 2L | Sylmar, Calif. (Chaminade College Prep) | S 2/2 |
| 27 | GEORGE, Kevin | CB | 6- 3 | 175 | So. | JC | Lafayette, La. (Carenbro/Georgia Military Academy) | S 4/3 |
| 15 | GRAHAM, Chris | PK | 6- 3 | 235 | Sr. | 3L | Burlingame, Calif. (Burlingame) | S 1/1 |
| 45 | GRZESIEK, Tanner | TB | 5-10 | 205 | Sr. | VR | Colorado Springs, Colo. (Classical Academy/UCCS) | WO 1/1 |
| 64 | HAIGLER, Aaron | OT | 6- 7 | 290 | So. | 1L | Northridge, Calif. (Notre Dame) | S 3/3 |
| 96 | HASSELBACH, Terran | OLB | 6- 1 | 235 | Jr. | 2L | Parker, Colo. (Regis) | S 2/2 |
| 46 | HEADLEY, Trent | ILB | 6- 2 | 225 | Sr. | VR | Littleton, Colo. (Columbine/Metro State) | WO 1/1 |
| 30 | HILLIS, Riley | TB | 6- 0 | 220 | So. | HS | Arvada, Colo. (Ralston Valley) | WO 4/3 |
| 79 | HUCKINS, Jonathan | C | 6- 4 | 280 | Sr. | 3L | The Woodlands, Texas (The Woodlands) | S 1/1 |
| 29 | HUDSON, Uryan | DB | 5- 9 | 155 | Fr. | RS | Manvel, Texas (Manvel) | WO 4/4 |
| 6 | HUNTLEY III, Johnny | WR | 6- 3 | 220 | So. | 1L | Plantation, Fla. (South Plantation) | S 4/3 |
| 76 | IRWIN, Jeromy | OT | 6- 5 | 300 | Sr. | 4L | Cypress, Texas (Cypress Fairbanks) | S 1/1 |
| 59 | ISEN, Jacob | OL | 6- 2 | 255 | Fr. | HS | San Diego, Calif. (Cathedral Catholic) | WO 5/4 |
| 52 | JACKSON III, Leo | DE | 6- 3 | 275 | Sr. | 2L | Decatur, Ga. (North Atlanta/Foothill College) | S 1/1 |
| 36 | JONES, Akil | LB | 6- 0 | 215 | Fr. | RS | San Jose, Calif. (Valley Christian) | S 4/4 |
| 75 | KAISER, Josh | OL | 6- 5 | 300 | Jr. | 2L | Mission Viejo, Calif. (Mission Viejo) | S 2/2 |
| 86 | KEENEY, Dylan | TE/HB | 6- 6 | 220 | Jr. | 2L | Granite Bay, Calif. (Granite Bay) | S 2/2 |
| 89 | KINNEY, Alex | P | 6- 1 | 205 | Jr. | 2L | Fort Collins, Colo. (Rocky Mountain) | S 3/2 |
| 81 | KLEMMER, Eric | TE | 6- 4 | 210 | Fr. | HS | Honolulu, Hawai'i (Punahou) | WO 5/4 |
| 68 | KOUGH, Gerrad | OG | 6- 4 | 295 | Sr. | 3L | Pomona, Calif. (Pomona) | S 1/1 |
| 1 | LAGUDA, Afolabi | DB | 6- 1 | 205 | Sr. | 2L | Snellville, Ga. (Brookwood/Butler CC) | S 1/1 |
| 53 | LANDMAN, Nate | ILB | 6- 3 | 215 | Fr. | HS | Danville, Calif. (Monte Vista) | S 5/4 |
| 54 | LANG, Terrance | DE | 6- 7 | 250 | Fr. | HS | Pomona, Calif. (Maranatha) | S 5/4 |
| 83 | LAWSON, Erik | WR | 6- 4 | 190 | So. | TR | Boulder, Colo. (Monarch/CSU-Pueblo) | WO 4/3 |
| 29 | LEE, Donovan | TB | 5- 9 | 180 | Sr. | 3L | West Hills, Calif. (Chaminade College Prep) | S 2/1 |
| 20 | LEWIS, Drew | ILB | 6- 2 | 230 | Jr. | 1L | Sammamish, Wash. (Eastlake/Washington/Coffeyville) | S 2/2 |
| 23 | LEWIS, Isaiah | DB | 6- 0 | 195 | Fr. | HS | Granite Bay, Calif. (Granite Bay) | S 5/4 |
| 23 | LINDSAY, Phillip | TB | 5- 8 | 190 | Sr. | 3L | Aurora, Colo. (Denver South) | S 1/1 |
| 91 | LOPEZ, Eddy | TE | 6- 3 | 290 | Jr. | 2L | El Paso, Texas (Coronado) | S 2/2 |
| 34 | LUKELA, Noa | TB | 5-11 | 200 | Fr. | HS | Westminster, Colo. (Mountain Range) | WO 5/5 |
| 56 | LYNOTT, Tim Jr. | OG | 6- 3 | 295 | So. | 1L | Parker, Colo. (Regis) | S 3/3 |
| 74 | LYTLE, Chance | OL | 6- 7 | 310 | Fr. | HS | San Antonio, Texas (Churchill) | S 5/4 |
| 7 | LYTLE, Tyler | QB | 6- 5 | 205 | Fr. | HS | Redondo Beach, Calif. (Servite) | S 5/4 |
| 14 | MacINTYRE, Jay | WR | 5-10 | 185 | Jr. | 2L | Boulder, Colo. (Monarch) | S 2/2 |
| 98 | MAGRI, Nico | DL | 6- 3 | 260 | Fr. | HS | Lafayette, Colo., (Monarch) | WO 5/4 |
| 17 | MARKSBERRY, Casey | QB | 6- 3 | 185 | Fr. | RS | Gwinnett, Ga. (Waunakee) | WO 4/4 |
| 93 | MATHEWES, Michael | OLB | 6- 4 | 240 | Jr. | 2L | Mission Viejo, Calif. (Mission Viejo) | S 2/2 |
| 95 | McCARTNEY, Derek | OLB | 6- 3 | 240 | Sr. | 3L | Westminster, Colo. (Faith Christian) | S 1/1 |
| 16 | McGARRY, Tyler | QB | 6- 0 | 210 | So. | RS | Studio City, Calif. (Notre Dame) | WO 3/3 |

-continued-

Colorado Alphabetical Roster, continued...

| No. | Player | Pos. | Ht. | Wt. | Class | Exp. | Hometown (High School/Previous College) | Status |
|-----|-----------------------|------|------|-----|-------|------|--|--------------|
| 51 | MEEK, Bryan | LB | 6- 0 | 215 | Sr. | RS | Niwot, Colo. (Niwot/Air Force) | WO 1/1 |
| 60 | MIDDLEMISS, Dillon | OL | 6- 5 | 285 | So. | 1L | Arvada, Colo. (Pomona) | S 3/3 |
| 14 | MILLER, Chris | CB | 5-11 | 180 | Fr. | HS | Denton, Texas (Denton) | S 5/4 |
| 73 | MILLER, Isaac | OL | 6- 7 | 280 | So. | VR | Longmont, Colo. (Silver Creek) | S 3/3 |
| 25 | MOELLER, Ryan | DB | 6- 1 | 215 | Sr. | 3L | Rifle, Colo. (Rifle) | S 1/1 |
| 12 | MONTEZ, Steven | QB | 6- 5 | 225 | So. | 1L | El Paso, Texas (Del Valle) | S 3/3 |
| 28 | MORAN, Jack | WR | 5-11 | 170 | Fr. | HS | Denver, Colo. (East) | S 5/4 |
| 70 | MORETTI, Jacob | OL | 6- 4 | 275 | Fr. | HS | Arvada, Colo. (Pomona) | S 5/4 |
| 16 | MULUMBA, Chris | DL | 6- 4 | 280 | Jr. | JC | Helsinki, FINLAND (Mäkelänrinteen Lukko/Diablo Valley College) | S 3/2 |
| 34 | NEWMAN, Chase | LB | 6- 2 | 210 | Fr. | HS | La Mirada, Calif. (La Mirada) | S 5/4 |
| 13 | NIXON, K.D. | WR | 5- 8 | 190 | Fr. | HS | DeSoto, Texas (DeSoto) | S 5/4 |
| 69 | NOTH, Devin | SN | 6- 3 | 195 | Fr. | HS | Highlands Ranch, Colo. (Valor Christian) | WO 5/4 |
| 15 | NOYER, Sam | QB | 6- 4 | 210 | Fr. | RS | Beaverton, Ore. (Beaverton) | S 4/4 |
| 26 | OLIVER, Isaiah | DB | 6- 1 | 195 | Jr. | 2L | Goodyear, Ariz. (Brophy Prep) | S 3/2 |
| 53 | PAIGE, Heston | OL | 6- 5 | 275 | Fr. | HS | Highlands Ranch, Colo. (ThunderRidge) | S 5/4 |
| 18 | PATTERSON, T.J. | QB/H | 6- 3 | 185 | Sr. | VR | Boulder, Colo. (Boulder/Wyoming) | WO 1/1 |
| 66 | POLLEY, Grant | OL | 6- 4 | 265 | Fr. | HS | Denton, Texas (Denton) | S 5/4 |
| 85 | POPLAWSKI, Jared | TE | 6- 4 | 230 | Fr. | HS | Scottsdale, Ariz. (Saguaro) | S 5/4 |
| 95 | PORTER, Nick | PK | 6- 0 | 185 | So. | VR | Louisville, Colo. (Fairview) | WO 3/3 |
| 49 | PRICE, Davis | PK | 6- 2 | 190 | So. | 1L | Evergreen, Colo. (Evergreen) | WO 4/3 |
| 65 | PURSELL, Colby | OL | 6- 4 | 280 | Fr. | HS | Valencia, Calif. (Hart) | S 5/4 |
| 3 | RAKESTRAW, Derrion | DB | 6- 2 | 175 | Fr. | RS | Woodstock, Ga. (Sequoyah) | S 4/4 |
| 90 | ROBERTS, Terriek | DE | 6- 6 | 270 | Fr. | RS | Denver, Colo. (South) | S 4/4 |
| 2 | ROSS, Devin | WR | 5-11 | 185 | Sr. | 3L | Altadena, Calif. (Bishop Alemany) | S 1/1 |
| 38 | RUSSELL, Brady | TE | 6- 3 | 235 | Fr. | HS | Fort Collins, Colo. (Fossil Ridge) | WO 5/4 |
| 33 | SANDERS, Chase | TB | 6- 0 | 185 | Fr. | RS | Jupiter, Fla. (Jupiter) | WO 4/4 |
| 8 | SHENAULT, Laviska Jr. | WR | 6- 1 | 215 | Fr. | HS | DeSoto, Texas (DeSoto) | S 5/4 |
| 78 | SHERMAN, William | OL | 6- 3 | 280 | Fr. | HS | Allen, Texas (Allen) | S 5/4 |
| 61 | SMITH, Kolter | OL | 6- 2 | 270 | Fr. | RS | Edmond, Okla. (Deer Creek) | WO 4/4 |
| 10 | SPARACO, Dante | OLB | 6- 5 | 245 | Fr. | HS | Englewood, Colo. (Cherry Creek/IMG Academy) | S 5/4 |
| 48 | STEFANOU, James | PK | 6- 1 | 185 | Fr. | HS | Melbourne, AUSTRALIA (Rose Hill Secondary College) | S 5/4 |
| 45 | STOLTENBERG, Jacob | LB | 6- 0 | 240 | Fr. | RS | Sugar Land, Texas (Clements) | WO 4/4 |
| 28 | TALLEY, Daniel | DB | 6- 2 | 215 | Jr. | 1L | Aurora, Colo. (Regis/CSU-Pueblo) | WO 2/2 |
| 55 | TONZ, Brett | OL | 6- 3 | 295 | So. | 1L | Peoria, Ariz. (Centennial) | S 3/3 |
| 22 | TREGO, Kyle | DB | 6- 0 | 195 | Jr. | 1L | Discovery Bay, Calif. (Liberty/Diablo Valley College) | S 3/2 |
| 72 | TUJLOMA, Lyle | DT | 6- 3 | 310 | So. | 1L | Nanakuli, Hawai'i (Nanakuli) | S 3/3 |
| 8 | UDOFFIA, Trey | DB | 6- 0 | 185 | Fr. | RS | Loomis, Calif. (Del Oro) | S 4/4 |
| 31 | VAN DIEST, Jonathan | ILB | 6- 1 | 235 | Fr. | HS | Louisville, Colo. (Cherry Creek) | S 5/4 |
| 77 | VAUGHN, Hunter | OL | 6- 7 | 305 | Fr. | RS | Parker, Colo. (Legend) | S 4/4 |
| 18 | WALKER, Lee | WR | 6- 0 | 180 | Jr. | 2L | San Diego, Calif. (James Madison) | S 2/2 |
| 40 | WELLS, Carson | OLB | 6- 4 | 235 | Fr. | HS | Bushnell, Fla. (South Sumter) | S 5/4 |
| 4 | WIGLEY, Dante | DB | 6- 1 | 180 | So. | JC | Carrollton, Ga. (Carrollton/Holmes Community College) | S 3/3 |
| 9 | WINFREE, Juwann | WR | 6- 3 | 210 | Jr. | JC | Englewood, N.J. (Dwight Morrow/Maryland/Coffeyville) | (knee) S 2/2 |
| 6 | WORTHINGTON, Evan | DB | 6- 2 | 200 | Jr. | 2L | Aurora, Colo. (Cherokee Trail) | S 2/2 |

Heights and weights recorded as of August 8, 2017. **EXPERIENCE KEY:** #L—indicates number of letters earned through 2016; HS—high school; JC—junior college transfer; RS—freshman redshirt in 2016; TR—transfer; VR—varsity reserve performer. **STATUS KEY:** S—scholarship, WO—walk-on; #/#—clock at start of 2017 season, i.e., 2/1: two years to play one in eligibility.

Inactive Roster Players (Injured/Ineligible/Etc.)

| No. | Player | Pos. | Ht. | Wt. | Class | Exp. | Hometown (High School/Previous College) | Reason | Status |
|-----|------------------|------|------|-----|-------|------|---|--------------------|--------|
| 82 | BROWN, Tony | WR | 6- 1 | 185 | Jr. | TR | La Mirada, Calif. (La Mirada/Texas Tech) | Transfer | S 3/2 |
| 84 | FRAZIER, Cameron | WR | 5-10 | 190 | Jr. | TR | Boulder, Colo. (Fairview/Oklahoma/Oklahoma Baptist) | Transfer | WO 2/2 |
| 13 | HAMILTON, Shamar | OLB | 6- 5 | 225 | Jr. | JC | Lantana, Fla. (Santalucas/ASA College Miami) | Injured (knee) | S 3/2 |
| 10 | JACKSON, Jaylon | WR | 5-10 | 175 | Fr. | HS | Cedar Hill, Texas (Cedar Hill) | Injured (ankle) | S 5/4 |
| 92 | LANDWEHR, Bailey | P | 5-10 | 170 | Jr. | TR | Kersey, Colo. (Platte Valley/Northern Colorado) | Transfer | WO 2/2 |
| 39 | SANCHEZ, Jaisen | DB | 6- 1 | 200 | Jr. | 1L | Kapolei, Hawai'i (St. Louis) | Injured (shoulder) | S 2/2 |
| 71 | SHUTACK, Jack | OL | 6- 6 | 275 | So. | TR | Western Springs, Ill. (Nazareth Academy/Rutgers) | Transfer | WO 3/2 |

Grayshirt Candidates (January 2018 Enrollment)

| No. | Player | Pos. | Ht. | Wt. | Class | Exp. | Hometown (High School/Previous College) | Status |
|-----|----------------|------|------|-----|-------|------|---|--------|
| ... | RODDICK, Casey | OL | 6- 4 | 340 | Fr. | HS | Ventura, Calif. (St. Bonaventure) | S 5/4 |
| ... | SAMI, Jalen | DT | 6- 6 | 320 | Fr. | HS | Colorado Springs, Colo. (Vista Ridge) | S 5/4 |

2017 COACHING STAFF: Head Coach: Mike MacIntyre (third season at Colorado). Assistant Coaches: D.J. Elliot (DC/OLB), Brian Lindgren (OC/QB), Darrin Chiaverini (co-OC/WR), Klayton Adams (OL), Gary Bernardi (TE/HB), ShaDon Brown (DB), Ross Els (ILB), Darian Hagan (RB), Jim Jeffcoat (DL), Drew Wilson (S&C). Grad Assistants: Matt Daniels (D), John Hughes (O), Peter Tuitupou (O), Chidera Uzo-Diribe (D).

CAPTAINS: 5 George Frazier, TE; 32 Rick Gamboa, ILB; 76 Jeromy Irwin, OT; 1 Afolabi Laguda, S; 23 Phillip Lindsay, TB; 95 Derek McCartney, OLB

Colorado Numerical Roster (as of October 23 a.m.):

| No. Player | Pos. | No. Player | Pos. | No. Player | Pos. | No. Player | Pos. |
|-------------------------|-------|------------------------|------|-------------------------|------|-----------------------|-------|
| 1 FIELDS, Shay | WR | 18 PATTERSON, T.J. | QB/H | 45 STOLTENBERG, Jacob | LB | 74 LYTLE, Chance | OL |
| 1 LAGUDA, Afolabi | DB | 19 ADKINS II, Michael | TB | 45 GRZESIEK, Tanner | TB | 75 KAISER, Josh | OL |
| 2 BLACKMON, Ronnie | DB | 20 LEWIS, Drew | ILB | 46 HEADLEY, Trent | ILB | 76 IRWIN, Jeromy | OT |
| 2 ROSS, Devin | WR | 21 EVANS, Kyle | TB | 47 EDRIDGE, Nick | OLB | 77 VAUGHN, Hunter | OL |
| 3 RAKESTRAW, Derrion | DB | 21 HUBBARD, Darrell | DB | 48 STEFANO, James | PK | 78 SHERMAN, William | OL |
| 4 BOBO, Bryce | WR | 22 TREGO, Kyle | DB | 49 PRICE, Davis | PK | 79 HUCKINS, Jonathan | C |
| 4 WIGLEY, Dante | DB | 22 BELL, Maurice | WR | 51 MEEK, Bryan | LB | 80 COLEMAN, Derek | TE |
| 5 FRAZIER, George | TE/DE | 23 LINDSAY, Phillip | TB | 52 JACKSON III, Leo | DE | 81 KLEMMER, Eric | TE |
| 6 HUNTLEY III, Johnny | WR | 23 LEWIS, Isaiah | DB | 53 LANDMAN, Nate | ILB | 83 LAWSON, Erik | WR |
| 6 WORTHINGTON, Evan | DB | 25 MOELLER, Ryan | DB | 53 PAIGE, Heston | OL | 84 FRAZIER, Cameron | WR |
| 7 FISHER, Nick | DB | 26 OLIVER, Isaiah | DB | 54 LANG, Terrance | DE | 85 POPLAWSKI, Jared | TE |
| 7 LYTLE, Tyler | QB | 27 GEORGE, Kevin | CB | 55 TONZ, Brett | OL | 86 KEENEY, Dylan | TE/HB |
| 8 SHENAULT, Laviska Jr. | WR | 28 TALLEY, Daniel | DB | 56 FRANKE, Jase | DT | 87 COCHRANE, Xavier | WR |
| 8 (22) UDOFFIA, Trey | DB | 28 MORAN, Jack | WR | 56 LYNOTT, Tim Jr. | OG | 88 CHIAVERINI, Curtis | WR |
| 8 FONTENOT, Alex | TB | 29 LEE, Donovan | TB | 57 BENNION, Sam | OLB | 89 KINNEY, Alex | P |
| 9 EDWARDS, Javier | DT | 29 HUDSON, Uryan | DB | 59 COLEMAN, Timothy Jr. | OLB | 89 DEMENT, Kevin | WR |
| 9 WINFREE, Juwann | WR | 30 HILLIS, Riley | TB | 59 ISEN, Jacob | OL | 90 ROBERTS, Terriek | DE |
| 10 (42) SPARACO, Dante | OLB | 31 VAN DIEST, Jonathan | ILB | 60 MIDDLEMISS, Dillon | OL | 91 LOPEZ, Eddy | TE |
| 12 MONTEZ, Steven | QB | 32 GAMBOA, Rick | ILB | 61 SMITH, Kolter | OL | 93 MATHEWES, Michael | OLB |
| 13 NIXON, K.D. | WR | 33 SANDERS, Chase | TB | 62 EGGERS, Justin | OL | 95 MCCARTNEY, Derek | OLB |
| 14 MacINTYRE, Jay | WR | 34 NEWMAN, Chase | LB | 63 BALE, J.T. | SN | 95 PORTER, Nick | PK |
| 14 MILLER, Chris | CB | 35 BISHARAT, Beau | TB | 64 HAIGLER, Aaron | OT | 96 HASSELBACH, Terran | OLB |
| 15 GRAHAM, Chris | PK | 36 JONES, Akil | LB | 65 PURSELL, Colby | OL | 97 BANDI, Mo | DL |
| 15 NOYER, Sam | QB | 37 COOPER, Lucas | DB | 66 POLLEY, Grant | OL | 98 MAGRI, Nico | DL |
| 16 MULUMBA, Chris | DL | 38 RUSSELL, Brady | TE | 68 KOUGH, Gerrad | OG | | |
| 16 McGARRY, Tyler | QB | 40 WELLS, Carson | OLB | 69 NOTH, Devin | SN | | |
| 17 MARKSBERRY, Casey | QB | 41 BERGNER, Andrew | CB | 70 MORETTI, Jacob | OL | | |
| 17 ENTO, Kabion | WR | 43 BOUNDS, Chris | TE | 72 TUILOMA, Lyle | DT | | |
| 18 WALKER, Lee | WR | 44 CALLIER, Jacob | OLB | 73 MILLER, Isaac | OL | | |

2017 COLORADO FOOTBALL LETTERMAN PICTURE

Colorado returned **49** lettermen for 2017 (47 from the 2016 team, with two others from past years); they break down into **24** on offense, **21** on defense and **4** specialists; the Buffs lose **36** lettermen off the 2016 squad (**19** offense/**16** defense/**1** specialist). CU returns **12** starters from last season (**9** offense/**3** defense), losing **12** (**4** offense/**8** defense); two players started seven games each at right tackle and one player started 10 times as the fourth wide receiver, so the offensive starter count last year is based off 13 players. The 2016 starters are listed in bold (six or more starts); *—denotes letters earned primarily on special teams. The breakdown:

OFFENSE

| Position | Returning (24) | Lost (19) |
|----------|---|---|
| WR (x) | Bryce Bobo , Kabion Ento, Johnny Huntley, Xavier Cochrane | *Jaleel Awini, Sean Grundman |
| WR (z) | Shay Fields , Lee Walker | *Robert Orban, David Bagby, Danny Galloway |
| WR (h) | Devin Ross , Jay MacIntyre | Joey Hall, *Justin Jan |
| LT | Jeromy Irwin , Dillon Middlemiss | Shane Callahan |
| LG | Gerrard Kough , Jonathan Huckins, *Josh Kaiser | John Lisella II (<i>from 2015</i>) |
| C | | Alex Kelley , Sully Wiefels |
| RG | Tim Lynott Jr. | Colin Sutton |
| RT | Aaron Haigler | Sam Kronshage |
| TE/HB | George Frazier, Dylan Keeney, *Chris Bounds | Sean Irwin , Chris Hill, Brian Boatman |
| QB | Steven Montez | Sefo Liufau , Jordan Gehrke |
| TB | Phillip Lindsay , Michael Adkins, Beau Bisharat, Kyle Evans, Donovan Lee | Joey Tuggle |

DEFENSE

| Position | Returning (22) | Lost (15) |
|----------|--|--|
| OLB | Derek McCartney | Christian Shaver, N.J. Falo |
| DE | Timothy Coleman, *Frank Umu | Jordan Carrell |
| DT | Jase Franke, Eddy Lopez (<i>from 2014</i>), Brett Tonz, Lyle Tuiloma | Josh Tupou |
| DE | Leo Jackson III, Michael Mathewes | Samson Kafovalu , *Aaron Howard |
| OLB | Terran Hasselbach | Jimmie Gilbert , *Deaysean Rippy |
| MLB | Rick Gamboa | Addison Gillam |
| JLB | *Drew Lewis | Kenneth Olugbode , *Ryan Severson, *Travis Talianko |
| CB | *Andrew Bergner | Chidohe Awuzie , Anthony Julmisse |
| SS | Nick Fisher, *Kyle Trego, *Jaisen Sanchez (<i>from 2015</i>) | Tedric Thompson |
| FS | Afolabi Laguda , Ryan Moeller (N/OLB), Daniel Talley | |
| CB | Isaiah Oliver, *Lucas Cooper | Ahkello Witherspoon |

SPECIALISTS

| Position | Returning (4) | Lost (1) |
|----------|-----------------------------------|-----------------------|
| P | Alex Kinney | |
| PK | Chris Graham , Davis Price | Diego Gonzalez |
| SN | J.T. Bale | |

2017 UNIVERSITY OF COLORADO BUFFALO FOOTBALL STATISTICS

Won 4, Lost 4 (1-4 Pac-12)

| RESULTS/Attendance (◆—Pac-12 Game) | | Result | Time | Attendance |
|------------------------------------|----------------------------------|---------|------------|------------|
| S 1 | Colorado State (N; Denver) | W 17- 3 | 3:11 | 73,932 |
| S 9 | TEXAS STATE..... | W 37- 3 | 3:01 | 43,822 |
| S 16 | NORTHERN COLORADO..... | W 41-21 | 3:22 | 44,318 |
| S 23 | ◆ WASHINGTON (N)..... | L 10-37 | 2:57 | 47,666 |
| S 30 | ◆ at UCLA..... | L 23-27 | 3:24 | 61,338 |
| O 7 | ◆ ARIZONA..... | L 42-45 | 3:12 | 49,976 |
| O 14 | ◆ at Oregon State | W 36-33 | 3:14 | 33,785 |
| O 21 | ◆ at Washington State | L 0-28 | 3:18 | 31,461 |
| O 28 | ◆ CALIFORNIA..... | (PAC12) | 12:01 p.m. | |
| N 4 | ◆ at Arizona State | (PAC12) | 6:07 p.m. | |
| N 11 | ◆ SOUTHERN CALIFORNIA..... | | | |
| N 25 | ◆ at Utah..... | | | |

| SCORE-BY-QUARTERS | 1 | 2 | 3 | 4 | OT | — | Total |
|-------------------|----|----|----|----|----|---|-------|
| COLORADO | 59 | 45 | 47 | 55 | 0 | — | 206 |
| Opponents..... | 38 | 57 | 59 | 43 | 0 | — | 197 |

| TEAM STATISTICS | Colorado | Opponents |
|--|----------|-----------|
| FIRST DOWNS | 181 | 174 |
| by rushing | 84 | 80 |
| by passing | 81 | 81 |
| by penalty..... | 16 | 13 |
| FIRST DOWN PLAYS/YARDS..... | 264/1497 | 255/1710 |
| average gain on first down | 5.67 | 6.71 |
| THIRD DOWN EFFICIENCY..... | 50-124 | 48-113 |
| percentage..... | 40.3 | 42.5 |
| FOURTH DOWN EFFICIENCY..... | 10-17 | 2-9 |
| percentage..... | 58.8 | 22.2 |
| RUSHING ATTEMPTS..... | 338 | 308 |
| yards gained | 1,593 | 1,688 |
| yards lost | 250 | 137 |
| NET RUSHING YARDS | 1,343 | 1,551 |
| average per rush | 3.97 | 5.04 |
| average per game | 167.9 | 193.9 |
| PASSING ATTEMPTS..... | 265 | 262 |
| passes completed..... | 159 | 143 |
| had intercepted..... | 6 | 7 |
| completion percentage..... | 60.0 | 54.6 |
| efficiency rating | 130.5 | 119.1 |
| NET PASSING YARDS..... | 1,856 | 1,825 |
| average per attempt | 7.00 | 6.97 |
| average per completion..... | 11.7 | 12.8 |
| average per game | 232.0 | 228.1 |
| TOTAL OFFENSIVE PLAYS | 603 | 570 |
| TOTAL NET YARDS | 3,199 | 3,376 |
| AVERAGE GAIN PER PLAY | 5.31 | 5.92 |
| AVERAGE PER GAME | 399.9 | 422.0 |
| FUMBLES-LOST..... | 11-3 | 8-4 |
| PENALTIES/YARDS..... | 55/465 | 48/460 |
| Offensive..... | 29/214 | 18/170 |
| Defensive..... | 17/173 | 22/207 |
| Special Teams | 9/78 | 8/83 |
| Bench/Fans/NCAA Unsportsmanlike..... | 0/0 | 0/0 |
| TURNOVERS (Margin: +4/0.50)..... | 9 | 13 |
| TOTAL RETURN YARDS..... | 222 | 158 |
| Punt Returns: No-Yards..... | 10-126 | 7-47 |
| Interceptions: No-Yards..... | 7-85 | 6-81 |
| Misc. (Fumble/Blk. FG) Returns..... | 1-11 | 1-30 |
| Kickoff Returns: No-Yards..... | 18-365 | 14-273 |
| average per return | 20.3 | 19.5 |
| PUNTS | 41 | 38 |
| yards | 1,663 | 1,483 |
| gross average..... | 40.6 | 39.0 |
| yard deductions: returns/touchbacks..... | 47/60 | 126/40 |
| net yards..... | 1,556 | 1,317 |
| net average | 38.0 | 34.7 |
| DEFENSIVE/tackles for loss..... | 33-122 | 47-209 |
| quarterback sacks/yards..... | 14/67 | 23/157 |
| quarterback hurries | 36 | 34 |
| passes broken up..... | 50 | 17 |
| forced fumbles (ST)..... | 6 (1) | 3 (1) |
| BLOCKED KICKS (Special Teams) | 1 | 1 |
| TIME OF POSSESSION..... | 234:29 | 245:31 |
| average per game | 29:19 | 30:41 |
| TIME SPENT IN THE LEAD (tied 90:14)..... | 186:30 | 203:16 |
| TIMES PENETRATED OPPONENT 20 | 29 | 27 |
| scores/td,fg | 24/17.7 | 23/13.10 |
| GOAL-TO-GO SITUATIONS | 12 | 10 |
| scores/td,fg | 12/11.1 | 10/9.1 |
| TOTAL DRIVES..... | 99 | 99 |
| drives ended by: TD..... | 24 | 23 |
| FG Made/FG Miss..... | 10/2 | 10/4 |
| Punt/Downs..... | 41/7 | 38/7 |
| TO/SAF/Clock..... | 8/0/7 | 12/0/5 |
| TOTAL POINTS | 206 | 197 |
| average per game | 25.8 | 24.6 |

| RUSHING | | | | | --avg. per-- | | | | | | | | high |
|--------------------------|---|-----|------|------|--------------|-------|-------|-------|------|-------|-------|-------|-------|
| Player | G | Att | Gain | Loss | NET | att. | game | TD | Long | 20+ | 10+ | 5+ | game |
| Phillip Lindsay | 8 | 207 | 1110 | 17 | 1,093 | 5.28 | 136.6 | 10 | 74t | 6 | 30 | 71 | 281 |
| Steven Montez | 8 | 79 | 371 | 147 | 224 | 2.84 | 28.0 | 1 | 37 | 3 | 12 | 30 | 108 |
| Beau Bisharat | 8 | 17 | 47 | 2 | 45 | 2.65 | 5.6 | 0 | 7 | 0 | 0 | 4 | 32 |
| Michael Adkins II..... | 6 | 11 | 29 | 4 | 25 | 2.27 | 4.2 | 0 | 13 | 0 | 1 | 2 | 16 |
| Bryce Bobo | 8 | 1 | 9 | 0 | 9 | 9.00 | 1.1 | 0 | 9 | 0 | 0 | 1 | 9 |
| K.D. Nixon..... | 8 | 1 | 5 | 0 | 5 | 5.00 | 0.6 | 0 | 5 | 0 | 0 | 1 | 5 |
| Devin Ross | 8 | 1 | 4 | 0 | 4 | 4.00 | 0.5 | 0 | 4 | 0 | 0 | 0 | 4 |
| Kyle Evans..... | 6 | 2 | 3 | 1 | 2 | 1.00 | 0.3 | 0 | 3 | 0 | 0 | 0 | 3 |
| Laviska Shenault | 8 | 1 | 1 | 0 | 1 | 1.00 | 0.1 | 0 | 1 | 0 | 0 | 0 | 1 |
| Casey Marksberry..... | 1 | 1 | 0 | 5 | - 5 | -5.00 | -5.0 | 0 | -5 | 0 | 0 | 0 | -5 |
| Sam Noyer | 3 | 7 | 14 | 25 | - 11 | -1.57 | -3.7 | 0 | 13 | 0 | 1 | 1 | 1 |
| Team (k-downs, snaps) .. | 8 | 10 | 0 | 49 | - 49 | | | | - | | | | |

| PASSING | | | | | | | —avg. per— | | | | | | TOTAL OFFENSE | | | |
|------------------------|---|-----|-----|-----|------|-------|------------|------------|------|------|-----|-----------|---------------|-------|------|--|
| Player | G | Att | Com | Int | (/T) | Pct. | Yards | att. comp. | TD | Long | HT | Sacked | Att. | Yards | Avg. | |
| Steven Montez | 8 | 233 | 144 | 6 | (2) | 61.8 | 1,712 | 7.3 | 11.9 | 12 | 44 | 28 19/132 | 312 | 1,936 | 6.2 | |
| Sam Noyer | 3 | 26 | 12 | 0 | (0) | 46.2 | 113 | 4.3 | 9.4 | 0 | 18 | 6 4/25 | 33 | 102 | 3.1 | |
| Casey Marksberry | 1 | 3 | 2 | 0 | (0) | 66.7 | 20 | 6.7 | 10.0 | 0 | 16 | 0 0/0 | 4 | 11 | 2.8 | |
| Bryce Bobo | 8 | 1 | 1 | 1 | (0) | 100.0 | 11 | 11.0 | 11.0 | 1 | 11t | 0 0/0 | 2 | 20 | 1.0 | |
| T.J. Patterson..... | 7 | 1 | 0 | 0 | (0) | 0.0 | 0 | 0.0 | 0.0 | 0 | 0 | 0 0/0 | 1 | 0 | 0.0 | |
| Team (spiked passes) | 1 | 1 | 0 | 0 | ... | 0.0 | ... | ... | ... | ... | ... | 0 0/0 | 11 | -49 | -4.5 | |

NCAA Ratings: Montez 135.4; Noyer 82.7; Marksberry 122.7; Bobo 522.4; Patterson 0.0.

Passes w/o INT: Montez 108, Noyer 26 (T—interceptions that were tipped; HT—hurried throws)

| RECEIVING | | | ---avg. per--- | | | | | high games---- | | | |
|------------------------|---|-----------|----------------|------|------|----|------|----------------|-----|-----|-------|
| Player | G | No. | Yards | rec. | game | TD | Long | 20+ | 10+ | rec | yards |
| Bryce Bobo | 8 | 42 | 451 | 10.7 | 56.4 | 5 | 38 | 3 | 21 | 9 | 9-126 |
| Shay Fields | 8 | 35 | 390 | 11.1 | 48.8 | 2 | 44 | 4 | 15 | 8 | 5-110 |
| Devin Ross | 8 | 27 | 354 | 13.1 | 44.3 | 1 | 37 | 7 | 14 | 8 | 8-143 |
| Phillip Lindsay | 8 | 17 | 150 | 8.8 | 18.8 | 1 | 21t | 1 | 7 | 5 | 4-47 |
| Jay MacIntyre..... | 7 | 14 | 231 | 16.5 | 33.0 | 1 | 39 | 4 | 10 | 4 | 4-71 |
| Juwann Winfree..... | 8 | 12 | 109 | 9.1 | 13.6 | 0 | 16 | 0 | 4 | 5 | 5-33 |
| Laviska Shenault | 8 | 4 | 89 | 22.3 | 11.1 | 0 | 42 | 2 | 3 | 1 | 1-42 |
| Chris Bounds | 8 | 3 | 47 | 15.7 | 5.9 | 2 | 39t | 1 | 1 | 2 | 2-41 |
| Steven Montez | 8 | 1 | 11 | 11.0 | 1.4 | 1 | 11t | 0 | 1 | 1 | 1-11 |
| George Frazier..... | 6 | 1 | 9 | 9.0 | 1.5 | 0 | 9 | 0 | 0 | 1 | 1- 9 |
| Kyle Evans..... | 6 | 1 | 6 | 6.0 | 1.0 | 0 | 6 | 0 | 0 | 1 | 1- 6 |
| K.D. Nixon..... | 8 | 1 | 5 | 5.0 | 0.6 | 0 | 5 | 0 | 0 | 1 | 1- 5 |
| Michael Adkins II..... | 6 | 1 | 4 | 4.0 | 0.5 | 0 | 4 | 0 | 0 | 1 | 1- 4 |

| SCORING | | Touchdowns----- | | | | | 2Pt. | | | | | |
|------------------------|---|-----------------|------|------|------|-----|--------|--------|-----|-----|-----|--|
| Player | G | Total | Rush | Rec. | Ret. | PAT | EP-EPA | FG-FGA | Saf | DEX | PTS | |
| Phillip Lindsay | 8 | 11 | 10 | 1 | 0 | 0-0 | 0-0 | 0-0 | -- | -- | 66 | |
| James Stefanou..... | 7 | 0 | 0 | 0 | 0 | 0-0 | 23-23 | 10-12 | -- | -- | 53 | |
| Bryce Bobo | 8 | 5 | 0 | 5 | 0 | 1-0 | 0-0 | 0-0 | -- | -- | 32 | |
| Chris Bounds | 8 | 2 | 0 | 2 | 0 | 0-0 | 0-0 | 0-0 | -- | -- | 12 | |
| Shay Fields..... | 8 | 2 | 0 | 2 | 0 | 0-0 | 0-0 | 0-0 | -- | -- | 12 | |
| Steven Montez | 8 | 2 | 1 | 1 | 0 | 0-1 | 0-0 | 0-0 | -- | -- | 12 | |
| Jay MacIntyre..... | 7 | 1 | 0 | 1 | 0 | 0-0 | 0-0 | 0-0 | -- | -- | 6 | |
| Devin Ross | 8 | 1 | 0 | 1 | 0 | 0-0 | 0-0 | 0-0 | -- | -- | 6 | |
| Laviska Shenault | 8 | 1 | 0 | 0 | 1 | 0-0 | 0-0 | 0-0 | -- | -- | 6 | |
| Chris Graham | 2 | 0 | 0 | 0 | 0 | 0-0 | 1-1 | 0-0 | -- | -- | 1 | |
| COLORADO | 8 | 25 | 11 | 13 | 1 | 1-1 | 24-24 | 10-12 | 0 | 0 | 206 | |
| Opponents | 8 | 24 | 14 | 9 | 1 | 0-0 | 23-24 | 10-14 | 0 | 0 | 197 | |

| PUNTING | | | | | In | | | had | | Ret. | Net | Net |
|------------------|---|-----|-------|-------|------|----|-----|-----|-----|------|-------|-------|
| Players | G | No. | Yards | Avg. | Long | 20 | 50+ | TB | blk | Yds. | Yds | Avg. |
| Alex Kinney..... | 8 | 40 | 1,663 | 41.58 | 70 | 16 | 8 | 3 | 1 | 30 | 1,573 | 39.3 |
| Team | 8 | 1 | 0 | 0.00 | 0 | 0 | 0 | 0 | - | 17 | -17 | -17.0 |
| COLORADO | 8 | 41 | 1,663 | 40.56 | 70 | 16 | 8 | 3 | 1 | 47 | 1,556 | 38.0 |
| Opponents | 8 | 38 | 1,483 | 39.03 | 71 | 11 | 7 | 2 | 1 | 126 | 1,317 | 34.7 |

| FIELD GOALS | G | 10-19 | 20-29 | 30-39 | 40-49 | 50-59 | 60+ | Total | Pct. | Long |
|---|---|-------|-------|-------|-------|-------|-----|-------|------|------|
| James Stefanou..... | 7 | 0-0 | 0-0 | 8-9 | 2-2 | 0-1 | 0-0 | 10-12 | 83.3 | 49 |
| (39.38wr) (34.40.35) (33.34) (49) (33.33.33) (50wl) (-) (-) | | | | | | | | | | |
| Opponents | 8 | 0-0 | 3-3 | 7-9 | 0-1 | 0-1 | 0-0 | 10-14 | 71.4 | 38 |

| YARDS BY QUARTER/HALF | | | | | | | | | | BIG PLAYS | | | | | | | | | | | | | |
|-----------------------|----------|-----|-----|-----|-----|-----|-----|------|----------|-----------|-----|-----|-----|-----|-----|------|----------|-----|----|-----|----------|----|--|
| | COLORADO | | | | | | | | OPPONENT | | | | | | | | COLORADO | | | | OPPONENT | | |
| Game | 1Q | 2Q | 1H | 3Q | 4Q | 2H | OT | GAME | 1Q | 2Q | 1H | 3Q | 4Q | 2H | OT | GAME | 20+ | 10+ | 5+ | 20+ | 10+ | 5+ | |
| Colorado State | 128 | 82 | 210 | 86 | 49 | 135 | --- | 345 | 59 | 96 | 155 | 88 | 154 | 242 | --- | 397 | 3 | 13 | 31 | 3 | 18 | 32 | |
| Texas State | 56 | 118 | 174 | 173 | 83 | 256 | --- | 430 | 113 | 26 | 139 | 114 | 30 | 144 | --- | 283 | 5 | 16 | 29 | 4 | 9 | 19 | |
| Northern Colorado | 101 | 199 | 300 | 136 | 133 | 269 | --- | 569 | 77 | 84 | 161 | 87 | 25 | 112 | --- | 273 | 6 | 25 | 41 | 3 | 5 | 21 | |
| Washington | 118 | 81 | 199 | 66 | 46 | 112 | --- | 311 | 61 | 121 | 182 | 110 | 122 | 232 | --- | 414 | 3 | 8 | 30 | 4 | 12 | 27 | |
| UCLA | 74 | 124 | 198 | 140 | 96 | 236 | --- | 434 | 123 | 113 | 236 | 90 | 141 | 231 | --- | 467 | 6 | 19 | 30 | 4 | 17 | 32 | |
| Arizona | 107 | 128 | 235 | 161 | 155 | 316 | --- | 551 | 173 | 71 | 244 | 135 | 188 | 323 | --- | 567 | 5 | 19 | 39 | 9 | 14 | 24 | |
| Oregon State | 104 | 77 | 181 | 57 | 147 | 204 | --- | 385 | 185 | 127 | 312 | 137 | 120 | 257 | --- | 569 | 2 | 13 | 29 | 5 | 17 | 41 | |
| Washington State | 24 | 58 | 82 | 60 | 32 | 92 | --- | 174 | 66 | 172 | 238 | 69 | 99 | 168 | --- | 406 | 1 | 7 | 15 | 4 | 11 | 35 | |
| California | | | | | | | | | | | | | | | | | | | | | | | |
| Arizona State | | | | | | | | | | | | | | | | | | | | | | | |
| Southern California | | | | | | | | | | | | | | | | | | | | | | | |
| Utah | | | | | | | | | | | | | | | | | | | | | | | |

SCORING DRIVES (Game-By-Game)

| Opponent | Plays | Yards | Time | Result | Qtr | (Down) How | PAT | Quarterback |
|-------------------|-------|-------|------|--------|-----|-----------------------------------|-----------------------|-------------|
| Colorado State | 6 | 94 | 1:30 | TD | 1 | (1) Lindsay 45 run | <i>Graham</i> | Montez |
| Colorado State | 8 | 45 | 2:54 | FG | 1 | (4) Stefanou 39 FG | | Montez |
| Colorado State | 5 | 55 | 1:48 | TD | 2 | (2) Fields 31 pass from Montez | <i>Stefanou</i> | Montez |
| Texas State | 9 | 96 | 2:44 | TD | 2 | (2) Montez 2 run | <i>Stefanou</i> | Montez |
| Texas State | 6 | 58 | 2:07 | FG | 3 | (4) Stefanou 34 FG | | Montez |
| Texas State | 7 | 35 | 2:27 | *TD | 3 | (1) Lindsay 7 run | <i>Stefanou</i> | Montez |
| Texas State | 7 | 86 | 1:44 | TD | 3 | (2) Bobo 11 pass from Montez | <i>Stefanou</i> | Montez |
| Texas State | 9 | 47 | 2:47 | FG | 4 | (4) Stefanou 40 FG | | Montez |
| Texas State | 4 | 6 | 1:07 | *FG | 4 | (4) Stefanou 35 FG | | Noyer |
| Northern Colorado | 6 | 75 | 1:49 | TD | 1 | (3) Ross 4 pass from Montez | <i>Stefanou</i> | Montez |
| Northern Colorado | 1 | 5 | 0:04 | *TD | 1 | (1) Lindsay 5 run | <i>Stefanou</i> | Montez |
| Northern Colorado | 7 | 80 | 2:18 | TD | 2 | (3) Fields 28 pass from Montez | <i>Stefanou</i> | Montez |
| Northern Colorado | 6 | 73 | 2:09 | TD | 2 | (1) Bobo 29 pass from Montez | <i>Stefanou</i> | Montez |
| Northern Colorado | 9 | 44 | 3:13 | FG | 3 | (4) Stefanou 33 FG | | Montez |
| Northern Colorado | 10 | 85 | 3:55 | TD | 4 | (2) MacIntyre 14 pass from Montez | <i>Stefanou</i> | Montez |
| Northern Colorado | 9 | 44 | 5:23 | FG | 4 | (4) Stefanou 34 FG | | Montez |
| Washington | 11 | 75 | 4:36 | TD | 1 | (3) Lindsay 1 run | <i>Stefanou</i> | Montez |
| Washington | 10 | 53 | 4:05 | FG | 3 | (4) Stefanou 49 FG | | Montez |
| UCLA | 9 | 63 | 4:15 | TD | 1 | (1) Lindsay 21 pass from Montez | <i>Stefanou</i> | Montez |
| UCLA | 5 | 47 | 2:25 | FG | 2 | (4) Stefanou 33 FG | | Montez |
| UCLA | 9 | 75 | 4:40 | TD | 3 | (1) Lindsay 2 run | <i>Stefanou</i> | Montez |
| UCLA | 15 | 62 | 4:28 | *FG | 3 | (4) Stefanou 33 FG | | Montez |
| UCLA | 8 | 55 | 2:55 | TD | 4 | (4) Stefanou 33 FG | | Montez |
| Arizona | 10 | 75 | 4:26 | TD | 1 | (1) Lindsay 5 run | <i>Stefanou</i> | Montez |
| Arizona | 19 | 85 | 9:34 | TD | 2 | (3) Lindsay 1 run | <i>Stefanou</i> | Montez |
| Arizona | 15 | 75 | 5:08 | TD | 3 | (3) Bobo 7 pass from Montez | <i>Stefanou</i> | Montez |
| Arizona | 10 | 75 | 3:30 | TD | 4 | (4) Bounds 2 pass from Montez | <i>Stefanou</i> | Montez |
| Arizona | 6 | 75 | 2:04 | TD | 4 | (1) Bounds 39 pass from Montez | <i>Stefanou</i> | Montez |
| Arizona | 9 | 75 | 3:02 | TD | 4 | (2) Lindsay 11 run | <i>Stefanou</i> | Montez |
| Oregon State | 2 | 79 | 0:20 | TD | 1 | (2) Lindsay 74 run | <i>Stefanou</i> | Montez |
| Oregon State | 10 | 73 | 3:37 | TD | 2 | (1) Montez 11 pass from Bobo | <i>Stefanou</i> | Montez |
| Oregon State | 6 | 46 | 2:15 | *TD | 3 | (1) Lindsay 9 run | <i>Stefanou</i> | Montez |
| Oregon State | 18 | 88 | 6:22 | TD | 4 | (3) Bobo 9 pass from Montez | <i>Montez-to-Bobo</i> | Montez |
| Oregon State | 9 | 82 | 2:40 | TD | 4 | (1) Bobo 13 pass from Montez | <i>Stefanou</i> | Montez |

(☛—scored following a turnover).

Drive Analysis

| DISTANCE | COLORADO | | OPPONENT | |
|----------|----------|----|----------|----|
| Length | TD | FG | TD | FG |
| (minus) | — | 0 | — | 0 |
| 0—9 | 1 | 1 | 0 | 0 |
| 10—19 | 0 | 0 | 1 | 0 |
| 20—29 | 0 | 0 | 0 | 0 |
| 30—39 | 1 | 0 | 0 | 0 |
| 40—49 | 2 | 5 | 0 | 0 |
| 50—59 | 1 | 3 | 4 | 3 |
| 60—69 | 1 | 1 | 3 | 6 |
| 70—79 | 11 | 0 | 12 | 1 |
| 80—89 | 6 | 0 | 2 | 0 |
| 90—99 | 2 | 0 | 1 | 0 |

GAME OPENING DRIVES

| Game | COLORADO | | | OPPONENT | | |
|---------------------|----------|----|-----|----------|----|-----|
| | Pts | FD | Yds | Pts | FD | Yds |
| Colorado State | 0 | 0 | -2 | 0 | 0 | 5 |
| Texas State | 0 | 3 | 41 | 0 | 1 | 60 |
| Northern Colorado | 0 | 0 | 9 | 7 | 4 | 65 |
| Washington | 7 | 4 | 75 | 0 | 3 | 39 |
| UCLA | 7 | 4 | 63 | 0 | 3 | 53 |
| Arizona | 0 | 0 | -2 | 0* | 5 | 55 |
| Oregon State | 0 | 0 | -1 | 7 | 4 | 60 |
| Washington State | 0 | 0 | 0 | 0 | 2 | 19 |
| California | | | | | | |
| Arizona State | | | | | | |
| Southern California | | | | | | |
| Utah | | | | | | |

SECOND HALF OPENING DRIVES

| Game | COLORADO | | | OPPONENT | | |
|---------------------|----------|----|-----|----------|----|-----|
| | Pts | FD | Yds | Pts | FD | Yds |
| Colorado State | 0 | 1 | 9 | 0 | 3 | 42 |
| Texas State | 3 | 2 | 58 | 3 | 2 | 60 |
| Northern Colorado | 0* | 4 | 55 | 7 | 4 | 55 |
| Washington | 3 | 3 | 53 | 7 | 3 | 74 |
| UCLA | 0 | 0 | 0 | 7 | 3 | 58 |
| Arizona | 0 | 1 | 16 | 7 | 3 | 70 |
| Oregon State | 7 | 2 | 46 | 0* | 3 | 37 |
| Washington State | 0 | 3 | 14 | 7 | 4 | 75 |
| California | | | | | | |
| Arizona State | | | | | | |
| Southern California | | | | | | |
| Utah | | | | | | |

(*—drive ended by a turnover)

POSSESSIONS AT-A-GLANCE

| | Avg. 3-Plays | | | |
|----------|--------------|-------|--------------|--------------|
| | No. | Plays | Snaps & Out* | Snaps/TD |
| Colorado | 99 | 603 | 6.09 | 23 25.1 (24) |
| Opponent | 99 | 570 | 5.76 | 25 24.8 (23) |

(*—less if there is a turnover; must not have earned a first down or scored a touchdown.)

POINTS BY DRIVE

| Drive (CU/Opp) | COLORADO | | | OPPONENT | | |
|----------------|----------|----|----|----------|----|----|
| | Pts | TD | FG | Pts | TD | FG |
| 1 (8/8) | 21 | 3 | 0 | 14 | 2 | 0 |
| 2 (8/8) | 21 | 3 | 0 | 17 | 2 | 1 |
| 3 (8/8) | 13 | 1 | 2 | 17 | 2 | 1 |
| 4 (8/8) | 21 | 3 | 0 | 13 | 1 | 2 |
| 5 (8/8) | 7 | 1 | 0 | 20 | 2 | 2 |
| 6 (8/8) | 17 | 2 | 1 | 21 | 3 | 0 |
| 7 (8/8) | 21 | 3 | 0 | 14 | 2 | 0 |
| 8 (8/8) | 21 | 2 | 2 | 35 | 5 | 0 |
| 9 (8/8) | 14 | 2 | 0 | 19 | 2 | 2 |
| 10 (8/8) | 20 | 2 | 2 | 10 | 1 | 1 |
| 11 (6/6) | 7 | 1 | 0 | 3 | 0 | 1 |
| 12 (4/5) | 10 | 1 | 1 | 7 | 1 | 0 |
| 13 (3/3) | 6 | 0 | 2 | 0 | 0 | 0 |
| 14 (3/3) | 0 | 0 | 0 | 0 | 0 | 0 |
| 15 (2/3) | 0 | 0 | 0 | 0 | 0 | 0 |
| 16 (1/0) | 0 | 0 | 0 | 0 | 0 | 0 |
| 17 (0/0) | 0 | 0 | 0 | 0 | 0 | 0 |

DRIVES SCORED ON WHEN EARNING A FIRST DOWN

| | | | |
|-----------|----------|------|---------|
| Colorado: | 34 of 71 | 47.9 | (24 TD) |
| Opponent: | 33 of 72 | 45.8 | (23 TD) |

CU YARDS PER PLAY—TD Drives: 8.2 (206-1,687); FG Drives: 6.6 (73-481); Non-Scoring Drives: 3.2 (324-1,031).
OPPONENT YARDS PER PLAY—TD Drives: 10.5 (144-1,507); FG Drives: 7.1 (88-623); Non-Scoring Drives: 3.7 (338-1,246).

LONGEST PLAYS

COLORADO

Scrimmage

| Yards | Opponent | Player(s) |
|--------------|-------------------|---|
| 74 | Oregon State | Phillip Lindsay run (TD) |
| 45 | Colorado State | Phillip Lindsay run (TD) |
| 45 | Arizona | Phillip Lindsay run |
| 44 | Texas State | Shay Fields pass from Steven Montez |
| 42 | UCLA | Laviska Shenault pass from Steven Montez |
| 39 | Arizona | Jay MacIntyre pass from Steven Montez |
| 39 | Arizona | Chris Bounds pass from Steven Montez (TD) |
| 38 | Oregon State | Bryce Bobo pass from Steven Montez |
| 37 | Northern Colorado | Devin Ross pass from Steven Montez |
| 37 | UCLA | Steven Montez run |
| 36 | Arizona | Phillip Lindsay run |
| 35 | Arizona | Phillip Lindsay run |
| 32 | Northern Colorado | Devin Ross pass from Steven Montez |
| 31 | Colorado State | Shay Fields pass from Steven Montez (TD) |
| 31 | Texas State | Devin Ross pass from Steven Montez |
| 31 | UCLA | Jay MacIntyre pass from Steven Montez |
| 30 | Northern Colorado | Jay MacIntyre pass from Steven Montez |
| 29 | Northern Colorado | Bryce Bobo pass from Steven Montez (TD) |
| 29 | Washington | Steven Montez run |
| 28 | Colorado State | Jay MacIntyre pass from Steven Montez |
| 28 | Texas State | Bryce Bobo pass from Steven Montez |
| 28 | Northern Colorado | Shay Fields pass from Steven Montez (TD) |
| 25 | UCLA | Steven Montez run |
| 24 | Northern Colorado | Devin Ross pass from Steven Montez |
| 24 | UCLA | Devin Ross pass from Steven Montez |
| 24 | Washington State | Phillip Lindsay run |
| 22 | Texas State | Devin Ross pass from Steven Montez |
| 22 | Washington | Devin Ross pass from Steven Montez |
| 21 | UCLA | Phillip Lindsay pass from Steven Montez (TD) |
| 20 | Washington | Laviska Shenault pass from Steven Montez |

Number of plays 20-plus yards in length: 31 (22 pass, 9 rush)
Number of plays 40-plus yards in length: 5 (2 pass, 3 rush)

Returns

| Type | Yards | Opponent | Player |
|--------------|-------|----------------|-----------------------|
| KICKOFF | 33 | Washington | K.D. Nixon |
| PUNT | 55 | Texas State | Laviska Shenault (TD) |
| INTERCEPTION | 43 | Oregon State | Evan Worthington |
| FUMBLE | 11 | Colorado State | Afolabi Laguda |

Returns 20+ yards in length: 10 (6 kickoff, 2 punt, 2 interception, 0 fumble, 0 misc.)
Returns 30+ yards in length: 6 (2 kickoff, 2 punt, 2 interception, 0 fumble, 0 misc.)

OPPONENT

Scrimmage

| Yards | Opponent | Player(s) |
|--------------|-------------------|--|
| 75 | Arizona | Khalil Tate run (TD) |
| 60 | Arizona | Tony Ellison pass from Khalil Tate |
| 58 | Arizona | Khalil Tate run (TD) |
| 57 | Washington | Myles Gaskin 27 run (TD) |
| 55 | Texas State | Anthony D. Taylor run |
| 52 | Northern Colorado | Alex Wesley pass from Jacob Knipp (TD) |
| 50 | Washington State | Tay Martin pass from Luke Falk (TD) |
| 47 | Arizona | Khalil Tate run (TD) |
| 46 | UCLA | Jordan Lasley pass from Josh Rosen |
| 45 | Texas State | Thurman Morbley pass from Damian Williams |
| 44 | UCLA | Jordan Lasley pass from Josh Rosen |
| 43 | Washington | Quinten Pounds pass from Jake Browning (TD) |
| 41 | Oregon State | Trevon Bradford pass from Darell Garretson |
| 38 | Colorado State | Warren Jackson pass from Nick Stevens |
| 38 | Oregon State | Jordan Villamin pass from Darell Garretson |
| 37 | Arizona | Khalil Tate run |
| 33 | Northern Colorado | Alex Wesley pass from Jacob Knipp (TD) |
| 31 | Colorado State | Detrich Clark pass from Nick Stevens |
| 31 | Arizona | Khalil Tate run |
| 31 | Oregon State | Ryan Nall run |
| 30 | UCLA | Austin Roberts pass from Josh Rosen |
| 28 | Arizona | Khalil Tate run (TD) |
| 28 | Arizona | Khalil Tate run |
| 28 | Arizona | Tyrell Johnson pass from Khalil Tate |
| 27 | Northern Colorado | Michael McCauley pass from Jacob Knipp (TD) |
| 25 | Washington | Dante Pettis pass from Jake Browning |
| 25 | Washington | Myles Gaskin 27 run |
| 24 | Colorado State | Rashaad Boddie run |
| 24 | Texas State | Thurman Morbley pass from Willie Jones III |
| 24 | Oregon State | Artavis Pierce from Darell Garretson |
| 22 | Washington State | Dezmon Patmon pass from Luke Falk |
| 22 | Washington State | James Williams run |
| 21 | Texas State | Thurman Morbley run |
| 21 | UCLA | Caleb Wilson pass from Josh Rosen |
| 21 | Washington State | Dezmon Patmon pass from Luke Falk |
| 20 | Oregon State | Ryan Nall from Darell Garretson |

Number of plays 20-plus yards in length: 36 (22 pass, 14 rush)
Number of plays 40-plus yards in length: 13 (8 pass, 5 rush)

Returns

| Type | Yards | Opponent | Player |
|--------------|-------|-------------------|-------------------------------|
| KICKOFF | 32 | Arizona | Tyrell Johnson |
| PUNT | 17 | Washington | Vita Vea (<i>off block</i>) |
| INTERCEPTION | 44 | Northern Colorado | Kevin Nutt |
| FUMBLE | 30 | Washington | Jalen Thompson |

Returns 20+ yards in length: 10 (7 kickoff, 0 punt, 2 interception, 1 fumble, 0 misc.)
Returns 30+ yards in length: 4 (1 kickoff, 0 punt, 2 interception, 1 fumble, 0 misc.)

DRIVE ENGINEERING[illegible]

FIRST DOWN PASSING

| Player | Att-Com-Int | Pct. | Yards | FD | TD | Long | Sacked | Rating |
|-----------------------|-------------|-------|------------|----|----|------|--------|--------|
| Steven Montez..... | 98-60- 2 | 61.2 | 770 | 27 | 4 | 44 | 5/30 | 136.6 |
| Sam Noyer..... | 7- 4- 0 | 57.1 | 28 | 1 | 0 | 12 | 0/ 0 | 90.7 |
| Casey Marksberry..... | 2- 2- 0 | 100.0 | 20 | 0 | 0 | 16 | 0/ 0 | 184.0 |
| Bryce Bobo..... | 1- 1- 0 | 100.0 | 11 | 1 | 1 | 11t | 0/ 0 | 522.4 |
| Team..... | 1- 0- 0 | 0.0 | 0 | 0 | 0 | 0 | 0/ 0 | 0.0 |

FIRST DOWN RUSHING

| Player | Att. | Yards | Avg. | FD | TD | Long |
|------------------------|------|------------|------|----|----|------|
| Phillip Lindsay..... | 102 | 540 | 5.3 | 15 | 6 | 45t |
| Steven Montez..... | 23 | 145 | 6.3 | 4 | 0 | 29 |
| Beau Bisharat..... | 8 | 19 | 2.4 | 0 | 0 | 7 |
| Bryce Bono..... | 1 | 9 | 9.0 | 0 | 0 | 9 |
| K.D. Nixon..... | 1 | 5 | 5.0 | 0 | 0 | 5 |
| Michael Adkins II..... | 6 | 5 | 0.8 | 0 | 0 | 2 |
| Kyle Evans..... | 2 | 2 | 1.0 | 0 | 0 | 3 |
| Sam Noyer..... | 1 | 1 | 1.0 | 0 | 0 | 1 |
| Team..... | 6 | -28 | -4.7 | 0 | 0 | -1 |

FIRST DOWN RECEIVING

| Player | No. | Yards | Avg. | FD | TD | Long |
|-----------------------|-----------|-------|------|----|----|------|
| Shay Fields..... | 18 | 179 | 9.9 | 5 | 0 | 44 |
| Bryce Bobo..... | 17 | 180 | 10.6 | 9 | 2 | 29 |
| Devin Ross..... | 11 | 168 | 15.3 | 5 | 0 | 37 |
| Phillip Lindsay..... | 7 | 76 | 10.9 | 4 | 1 | 21t |
| Juwann Winfree..... | 4 | 34 | 8.5 | 0 | 0 | 16 |
| Jay MacIntyre..... | 3 | 76 | 25.3 | 3 | 0 | 31 |
| Laviska Shenault..... | 2 | 51 | 25.5 | 1 | 0 | 42 |
| Chris Bounds..... | 1 | 39 | 39.0 | 1 | 1 | 39t |
| Steven Montez..... | 1 | 11 | 11.0 | 1 | 1 | 11t |
| George Frazier..... | 1 | 9 | 9.0 | 0 | 0 | 9 |
| Kyle Evans..... | 1 | 6 | 6.0 | 0 | 0 | 6 |

ALL-PURPOSE YARDS

| (Top 2) | G | Plays | Rush | Rec. | PR | KOR | Total | Avg. | Avg./G |
|----------------------|---|-------|-------|------|----|-----|--------------|------|--------|
| Phillip Lindsay..... | 8 | 224 | 1,093 | 150 | 0 | 0 | 1,243 | 5.5 | 155.4 |
| Shay Fields..... | 8 | 35 | 0 | 390 | 0 | 0 | 390 | 11.1 | 48.8 |

QUARTERBACK SACKS (14-67)

Colorado State (3-18): Callier 1-8, Gamboa ½-5, Sparaco ½-5; Jackson 1-0. Texas State (6-27): Jackson 3-15, Coleman 1-5, Talley 1-5, McCartney 1-2. Northern Colorado (1-6): McCartney 1-6. Washington (1-0): Jackson 1-0. UCLA (1-1): Edwards 1-1. Arizona (0-0): none. Oregon State (0-0): none. Washington State (2-15): McCartney 1-8, Jackson ½-4; Mulumba ½-3.

SACKS BY QTR: CU 2-7-2-3 (0-OT); OPP 7-3-8-5 (0-OT)

2017 COLORADO BUFFALO SINGLE-GAME HIGHS

Individual

LONGEST SCORING RUN— 74, Phillip Lindsay vs. Oregon State
LONGEST NON-SCORING RUN— 45, Phillip Lindsay vs. Arizona
LONGEST SCORING PASS— 39, Steven Montez to Chris Bounds vs. Arizona
LONGEST NON-SCORING PASS— 44, Steven Montez to Shay Fields vs. Texas State
LONGEST KICKOFF RETURN— 33, K.D. Nixon vs. Washington
LONGEST PUNT RETURN— 55, Laviska Shenault vs. Texas State (TD)
LONGEST INTERCEPTION RETURN— 43, Evan Worthington vs. Oregon State
LONGEST PUNT— 70, Alex Kinney vs. Texas State
LONGEST FIELD GOAL— 49, James Stefanou vs. Washington
MOST TOUCHDOWNS— 3, Phillip Lindsay vs. Arizona (3 rushing)
MOST RUSHING ATTEMPTS—41, Phillip Lindsay vs. Arizona (school record)
MOST RUSHING YARDS— 281, Phillip Lindsay vs. Arizona
MOST PASS ATTEMPTS— 41, Steven Montez vs. Northern Colorado
MOST PASS COMPLETIONS— 29, Steven Montez vs. Northern Colorado
MOST INTERCEPTIONS THROWN— 3, Steven Montez vs. Washington
MOST PASSING YARDS— 357, Steven Montez vs. Northern Colorado
MOST TOUCHDOWN PASSES— 4, Steven Montez vs. Northern Colorado
MOST RECEPTIONS— 9, Bryce Bobo vs. Oregon State
MOST RECEIVING YARDS—143, Devin Ross vs. Northern Colorado
MOST TOTAL OFFENSIVE PLAYS— 51, Steven Montez vs. N. Colorado, at UCLA
MOST TOTAL OFFENSE— 425, Steven Montez vs. Northern Colorado (357 pass, 68 rush)
MOST FIELD GOALS ATTEMPTED— 3, James Stefanou vs. Texas State, at UCLA
MOST FIELD GOALS MADE— 3, James Stefanou vs. Texas State, at UCLA
MOST TACKLES— 14, Rick Gamboa vs. Arizona (5 UT)
MOST SOLO TACKLES— 12, Evan Worthington at Oregon State
MOST TACKLES FOR LOSS— 3, Leo Jackson vs. Texas State
MOST QUARTERBACK SACKS— 3, Leo Jackson vs. Texas State
MOST QUARTERBACK HURRIES— 3, Drew Lewis vs. Colorado State
MOST INTERCEPTIONS— 1, on seven occasions
MOST PASSES BROKEN UP— 4, Isaiah Oliver vs. Colorado State
MOST THIRD/FOURTH DOWN STOPS— 3, Tim Coleman vs. Northern Colorado
MOST KNOCKDOWN BLOCKS (OL)— 8, Jeromy Irwin vs. Northern Colorado
MOST SPECIAL TEAM POINTS— 5, Beau Bisharat at Oregon State (2 UT/1 In20, 1 AT, FFC)

THIRD-FOURTH DOWN PASSING

| Player | Att-Com-Int | Pct. | Yards | FD | TD | Long | Sacked | Rating |
|-----------------------|-------------|------|------------|----|----|------|--------|--------|
| Steven Montez..... | 57-38- 2 | 66.7 | 470 | 26 | 5 | 39 | 9/65 | 157.9 |
| Sam Noyer..... | 10- 4- 0 | 40.0 | 29 | 0 | 0 | 13 | 3/17 | 64.4 |
| Casey Marksberry..... | 1- 0- 0 | 0.0 | 0 | 0 | 0 | 0 | 0/ 0 | 0.0 |
| T.J. Patterson..... | 1- 0- 0 | 0.0 | 0 | 0 | 0 | 0 | 0/ 0 | 0.0 |

THIRD-FOURTH DOWN RUSHING

| Player | Att. | FD/TD | Pct. | Yards | Avg. | TD | Att.-FD |
|----------------------|------|-------|--------------|-------|------|----|---------|
| Beau Bisharat..... | 3 | 3 | 100.0 | 6 | 2.0 | 0 | 3- 3 |
| Phillip Lindsay..... | 40 | 22 | 55.0 | 137 | 3.4 | 1 | 18-12 |
| Steven Montez..... | 15 | 7 | 46.7 | 123 | 8.2 | 0 | 4- 3 |
| Michael Adkins..... | 1 | 0 | 0.0 | 0 | 0.0 | 0 | 0- 0 |
| Team..... | 1 | 0 | 0.0 | -8 | -8.0 | 0 | 0- 0 |

THIRD-FOURTH DOWN RECEIVING

| Player | No. | Yards | Avg. | FD | TD | Long |
|------------------------|-----------|-------|------|----|----|------|
| Bryce Bobo..... | 11 | 138 | 12.5 | 6 | 2 | 38 |
| Phillip Lindsay..... | 7 | 47 | 6.7 | 3 | 0 | 15 |
| Jay MacIntyre..... | 7 | 118 | 16.9 | 6 | 0 | 39 |
| Shay Fields..... | 6 | 90 | 15.0 | 5 | 1 | 28t |
| Devin Ross..... | 6 | 76 | 12.7 | 6 | 1 | 24 |
| Chris Bounds..... | 2 | 8 | 4.0 | 0 | 1 | 6 |
| Juwann Winfree..... | 1 | 13 | 13.0 | 0 | 0 | 13 |
| K.D. Nixon..... | 1 | 5 | 5.0 | 0 | 0 | 5 |
| Michael Adkins II..... | 1 | 4 | 4.0 | 0 | 0 | 4 |

Team Bests/Highs

MOST FIRST DOWNS— 30, vs. Northern Colorado
MOST RUSHING ATTEMPTS— 43, vs. Arizona
MOST RUSHING YARDS— 300, vs. Arizona
MOST PASS ATTEMPTS— 41, vs. Northern Colorado
MOST COMPLETIONS— 29, vs. Northern Colorado
MOST INTERCEPTIONS THROWN— 3, vs. Washington
MOST PASSING YARDS— 357, vs. Northern Colorado
MOST OFFENSIVE PLAYS— 90, vs. Arizona
MOST TOTAL OFFENSE— 569, vs. Northern Colorado
FEWEST FUMBLES— 0, on four occasions
MOST FUMBLES— 3, vs. Northern Colorado, Washington, at Washington State
FEWEST TURNOVERS— 0, vs. Texas State, at UCLA, vs. Arizona, at Oregon State
MOST TURNOVERS— 3, vs. Washington
MOST TIME OF POSSESSION— 35:54, vs. Arizona
LONGEST TOUCHDOWN DRIVE— 96 yards (9 plays), vs. Texas State
LONGEST FIELD GOAL DRIVE— 62 yards (16 plays), at UCLA

Defensive Bests

FEWEST FIRST DOWNS ALLOWED— 12, by Texas State
FEWEST RUSHING ATTEMPTS ALLOWED— 31, by Northern Colorado
FEWEST RUSHING YARDS ALLOWED— 71, by Northern Colorado
FEWEST PASS ATTEMPTS ALLOWED— 14, by Arizona
FEWEST PASS COMPLETIONS ALLOWED— 8, by Texas State
FEWEST PASSING YARDS ALLOWED— 127, by Texas State
MOST INTERCEPTIONS— 2, vs. Colorado State
FEWEST TOTAL PLAYS ALLOWED— 56, by Arizona
FEWEST TOTAL YARDS ALLOWED— 273, by Northern Colorado
MOST FUMBLES FORCED— 1, on five occasions
MOST TURNOVERS GAINED— 3, vs. Colorado State
MOST PASSES BROKEN UP— 14, at Washington State
MOST QUARTERBACK SACKS— 6, vs. Texas State
MOST QUARTERBACK HURRIES— 9, vs. Colorado State
MOST TACKLES FOR LOSS— 9, vs. Texas State

GAME-BY-GAME INDIVIDUAL CHARTS / OFFENSE

RUSHING

MICHAEL ADKINS II

| | Att | Yds | Avg. | Long | TD |
|-----------------------|-----|-----|------|------|----|
| Colorado State..... | 4 | 10 | 2.5 | 5 | 0 |
| Texas State..... | 4 | 16 | 4.0 | 13 | 0 |
| N. Colorado..... | 1 | -1 | -1.0 | -1 | 0 |
| Washington..... | | | DNP | | |
| UCLA..... | 1 | -2 | -2.0 | -2 | 0 |
| Arizona..... | 1 | 2 | 2.0 | 2 | 0 |
| Oregon State..... | 0 | 0 | 0.0 | 0 | 0 |
| Washington State..... | | | DNP | | |
| California..... | | | | | |
| Arizona State..... | | | | | |
| USC..... | | | | | |
| Utah..... | | | | | |

BEAU BISHARAT

| | Att | Yds | Avg. | Long | TD |
|-----------------------|-----|-----|------|------|----|
| Colorado State..... | 1 | 2 | 2.0 | 2 | 0 |
| Texas State..... | 2 | -1 | -0.5 | 0 | 0 |
| N. Colorado..... | 0 | 0 | 0.0 | 0 | 0 |
| Washington..... | 5 | 11 | 2.2 | 3 | 0 |
| UCLA..... | 0 | 0 | 0.0 | 0 | 0 |
| Arizona..... | 8 | 32 | 4.0 | 7 | 0 |
| Oregon State..... | 0 | 0 | 0.0 | 0 | 0 |
| Washington State..... | 1 | 1 | 1.0 | 1 | 0 |
| California..... | | | | | |
| Arizona State..... | | | | | |
| USC..... | | | | | |
| Utah..... | | | | | |

KYLE EVANS

| | Att | Yds | Avg. | Long | TD |
|-----------------------|-----|-----|------|------|----|
| Colorado State..... | | | INJ | | |
| Texas State..... | | | INJ | | |
| N. Colorado..... | 0 | 0 | 0.0 | 0 | 0 |
| Washington..... | 1 | 3 | 3.0 | 3 | 0 |
| UCLA..... | 0 | 0 | 0.0 | 0 | 0 |
| Arizona..... | 0 | 0 | 0.0 | 0 | 0 |
| Oregon State..... | 1 | -1 | -1.0 | -1 | 0 |
| Washington State..... | 0 | 0 | 0.0 | 0 | 0 |
| California..... | | | | | |
| Arizona State..... | | | | | |
| USC..... | | | | | |
| Utah..... | | | | | |

TANNER GRZESIEK

| | Att | Yds | Avg. | Long | TD |
|-----------------------|-----|-----|------|------|----|
| Colorado State..... | | | DNP | | |
| Texas State..... | | | DNP | | |
| N. Colorado..... | | | DNP | | |
| Washington..... | | | DNP | | |
| UCLA..... | | | DNP | | |
| Arizona..... | | | DNP | | |
| Oregon State..... | | | DNP | | |
| Washington State..... | | | DNP | | |
| California..... | | | | | |
| Arizona State..... | | | | | |
| USC..... | | | | | |
| Utah..... | | | | | |

DONOVAN LEE

| | Att | Yds | Avg. | Long | TD |
|-----------------------|-----|-----|------|------|----|
| Colorado State..... | | | DNP | | |
| Texas State..... | | | DNP | | |
| N. Colorado..... | | | DNP | | |
| Washington..... | | | DNP | | |
| UCLA..... | | | DNP | | |
| Arizona..... | | | DNP | | |
| Oregon State..... | | | DNP | | |
| Washington State..... | | | DNP | | |
| California..... | | | | | |
| Arizona State..... | | | | | |
| USC..... | | | | | |
| Utah..... | | | | | |

PHILLIP LINDSAY

| | Att | Yds | Avg. | Long | TD |
|-----------------------|-----|-----|------|------|----|
| Colorado State..... | 19 | 140 | 7.4 | 45t | 1 |
| Texas State..... | 26 | 87 | 3.3 | 9 | 1 |
| N. Colorado..... | 26 | 151 | 5.8 | 18 | 1 |
| Washington..... | 19 | 68 | 3.6 | 9 | 1 |
| UCLA..... | 19 | 83 | 4.4 | 14 | 1 |
| Arizona..... | 41 | 281 | 6.9 | 45 | 3 |
| Oregon State..... | 28 | 185 | 6.6 | 74 | 2 |
| Washington State..... | 29 | 98 | 3.4 | 24 | 0 |
| California..... | | | | | |
| Arizona State..... | | | | | |
| USC..... | | | | | |
| Utah..... | | | | | |

STEVEN MONTEZ

| | Att | Yds | Avg. | Long | TD |
|-----------------------|-----|-----|------|------|----|
| Colorado State..... | 12 | -7 | -0.6 | 8 | 0 |
| Texas State..... | 5 | -5 | -1.0 | 6 | 1 |
| N. Colorado..... | 10 | 68 | 6.8 | 17 | 0 |
| Washington..... | 15 | 49 | 3.3 | 29 | 0 |
| UCLA..... | 15 | 108 | 7.2 | 37 | 0 |
| Arizona..... | 8 | -15 | -1.9 | 11 | 0 |
| Oregon State..... | 11 | 23 | 2.1 | 11 | 0 |
| Washington State..... | 3 | 3 | 1.0 | 4 | 0 |
| California..... | | | | | |
| Arizona State..... | | | | | |
| USC..... | | | | | |
| Utah..... | | | | | |

SAM NOYER

| | Att | Yds | Avg. | Long | TD |
|-----------------------|-----|-----|------|------|----|
| Colorado State..... | | | DNP | | |
| Texas State..... | 1 | -8 | -8.0 | -8 | 0 |
| N. Colorado..... | | | DNP | | |
| Washington..... | 1 | -4 | -4.0 | -4 | 0 |
| UCLA..... | | | DNP | | |
| Arizona..... | | | DNP | | |
| Oregon State..... | | | DNP | | |
| Washington State..... | 5 | 1 | 0.2 | 13 | 0 |
| California..... | | | | | |
| Arizona State..... | | | | | |
| USC..... | | | | | |
| Utah..... | | | | | |

PASSING

STEVE MONTEZ

| | A-C-I | Yds | Long | TD | Rating |
|-----------------------|---------|-----|------|----|--------|
| Colorado State..... | 29-21-2 | 202 | 31t | 1 | 128.5 |
| Texas State..... | 31-19-0 | 299 | 28 | 1 | 153.0 |
| N. Colorado..... | 41-29-1 | 357 | 37 | 4 | 171.2 |
| Washington..... | 27-21-3 | 171 | 22 | 0 | 108.8 |
| UCLA..... | 36-17-0 | 243 | 42 | 1 | 113.1 |
| Arizona..... | 32-19-0 | 251 | 39t | 3 | 156.2 |
| Oregon State..... | 24-14-0 | 168 | 38 | 2 | 144.6 |
| Washington State..... | 13- 4-0 | 21 | 21 | 0 | 44.3 |
| California..... | | | | | |
| Arizona State..... | | | | | |
| USC..... | | | | | |
| Utah..... | | | | | |

SAM NOYER

| | A-C-I | Yds | Long | TD | Rating |
|-----------------------|---------|-----|------|----|--------|
| Colorado State..... | | | | | DNP |
| Texas State..... | 5- 4-0 | 40 | 18 | 0 | 147.2 |
| N. Colorado..... | | | | | DNP |
| Washington..... | 3- 1-0 | 20 | 20 | 0 | 89.3 |
| UCLA..... | | | | | DNP |
| Arizona..... | | | | | DNP |
| Oregon State..... | | | | | DNP |
| Washington State..... | 18- 7-0 | 53 | 16 | 0 | 63.6 |
| California..... | | | | | |
| Arizona State..... | | | | | |
| USC..... | | | | | |
| Utah..... | | | | | |

CASEY MARKSBERRY

| | A-C-I | Yds | Long | TD | Rating |
|-----------------------|--------|-----|------|----|--------|
| Colorado State..... | | | | | DNP |
| Texas State..... | | | | | DNP |
| Northern Colorado ... | | | | | DNP |
| Washington..... | | | | | DNP |
| UCLA..... | | | | | DNP |
| Arizona..... | | | | | DNP |
| Oregon State..... | | | | | DNP |
| Washington State..... | 3- 2-0 | 20 | 16 | 0 | 122.7 |
| California..... | | | | | |
| Arizona State..... | | | | | |
| USC..... | | | | | |
| Utah..... | | | | | |

RECEIVING

BRYCE BOBO

| | No | Yds | Avg. | Long | TD |
|-----------------------|----|-----|------|------|----|
| Colorado State..... | 8 | 49 | 6.1 | 14 | 0 |
| Texas State..... | 7 | 75 | 10.7 | 28 | 1 |
| N. Colorado..... | 6 | 77 | 12.8 | 29 | 1 |
| Washington..... | 2 | 29 | 14.5 | 16 | 0 |
| UCLA..... | 2 | 23 | 11.5 | 12 | 0 |
| Arizona..... | 6 | 53 | 8.8 | 14 | 1 |
| Oregon State..... | 9 | 126 | 14.0 | 38 | 2 |
| Washington State..... | 2 | 19 | 9.5 | 12 | 0 |
| California..... | | | | | |
| Arizona State..... | | | | | |
| USC..... | | | | | |
| Utah..... | | | | | |

CHRIS BOUNDS

| | No | Yds | Avg. | Long | TD |
|-----------------------|----|-----|------|------|----|
| Colorado State..... | 1 | 6 | 6.0 | 6 | 0 |
| Texas State..... | 0 | 0 | 0.0 | 0 | 0 |
| N. Colorado..... | 0 | 0 | 0.0 | 0 | 0 |
| Washington..... | 0 | 0 | 0.0 | 0 | 0 |
| UCLA..... | 0 | 0 | 0.0 | 0 | 0 |
| Arizona..... | 2 | 41 | 20.5 | 39t | 2 |
| Oregon State..... | 0 | 0 | 0.0 | 0 | 0 |
| Washington State..... | 0 | 0 | 0.0 | 0 | 0 |
| California..... | | | | | |
| Arizona State..... | | | | | |
| USC..... | | | | | |
| Utah..... | | | | | |

KYLE EVANS

| | No | Yds | Avg. | Long | TD |
|-----------------------|----|-----|------|------|----|
| Colorado State..... | | | INJ | | |
| Texas State..... | | | INJ | | |
| N. Colorado..... | 1 | 6 | 6.0 | 6 | 0 |
| Washington..... | 0 | 0 | 0.0 | 0 | 0 |
| UCLA..... | 0 | 0 | 0.0 | 0 | 0 |
| Arizona..... | 0 | 0 | 0.0 | 0 | 0 |
| Oregon State..... | 0 | 0 | 0.0 | 0 | 0 |
| Washington State..... | 0 | 0 | 0.0 | 0 | 0 |
| California..... | | | | | |
| Arizona State..... | | | | | |
| USC..... | | | | | |
| Utah..... | | | | | |

SHAY FIELDS

| | No | Yds | Avg. | Long | TD |
|-----------------------|----|-----|------|------|----|
| Colorado State..... | 6 | 78 | 13.0 | 31t | 1 |
| Texas State..... | 5 | 110 | 22.0 | 44 | 0 |
| N. Colorado..... | 8 | 69 | 8.6 | 28 | 1 |
| Washington..... | 5 | 36 | 7.2 | 13 | 0 |
| UCLA..... | 1 | 5 | 5.0 | 5 | 0 |
| Arizona..... | 3 | 38 | 12.7 | 15 | 0 |
| Oregon State..... | 5 | 42 | 8.4 | 14 | 0 |
| Washington State..... | 2 | 12 | 6.0 | 7 | 0 |
| California..... | | | | | |
| Arizona State..... | | | | | |
| USC..... | | | | | |
| Utah..... | | | | | |

GEORGE FRAZIER

| | No | Yds | Avg. | Long | TD |
|-----------------------|----|-----|------|------|----|
| Colorado State..... | | | DNP | | |
| Texas State..... | | | DNP | | |
| N. Colorado..... | 0 | 0 | 0.0 | 0 | 0 |
| Washington..... | 0 | 0 | 0.0 | 0 | 0 |
| UCLA..... | 0 | 0 | 0.0 | 0 | 0 |
| Arizona..... | 0 | 0 | 0.0 | 0 | 0 |
| Oregon State..... | 0 | 0 | 0.0 | 0 | 0 |
| Washington State..... | 1 | 9 | 9.0 | 0 | 0 |
| California..... | | | | | |
| Arizona State..... | | | | | |
| USC..... | | | | | |
| Utah..... | | | | | |

JOHNNY HUNTLEY

| | No | Yds | Avg. | Long | TD |
|-----------------------|----|-----|------|------|----|
| Colorado State..... | 0 | 0 | 0.0 | 0 | 0 |
| Texas State..... | 0 | 0 | 0.0 | 0 | 0 |
| N. Colorado..... | 0 | 0 | 0.0 | 0 | 0 |
| Washington..... | 0 | 0 | 0.0 | 0 | 0 |
| UCLA..... | 0 | 0 | 0.0 | 0 | 0 |
| Arizona..... | 0 | 0 | 0.0 | 0 | 0 |
| Oregon State..... | 0 | 0 | 0.0 | 0 | 0 |
| Washington State..... | 0 | 0 | 0.0 | 0 | 0 |
| California..... | | | | | |
| Arizona State..... | | | | | |
| USC..... | | | | | |
| Utah..... | | | | | |

PHILLIP LINDSAY

| | No | Yds | Avg. | Long | TD |
|-----------------------|----|-----|------|------|----|
| Colorado State..... | 2 | 16 | 8.0 | 11 | 0 |
| Texas State..... | 1 | 16 | 16.0 | 16 | 0 |
| N. Colorado..... | 1 | 0 | 0.0 | 0 | 0 |
| Washington..... | 5 | 32 | 6.4 | 11 | 0 |
| UCLA..... | 4 | 47 | 11.8 | 21 | 1 |
| Arizona..... | 3 | 39 | 13.0 | 16 | 0 |
| Oregon State..... | 0 | 0 | 0.0 | 0 | 0 |
| Washington State..... | 1 | 0 | 0.0 | 0 | 0 |
| California..... | | | | | |
| Arizona State..... | | | | | |
| USC..... | | | | | |
| Utah..... | | | | | |

JAY MacINTYRE

| | No | Yds | Avg. | Long | TD |
|-----------------------|----|-----|------|------|----|
| Colorado State..... | 1 | 28 | 28.0 | 28 | 0 |
| Texas State..... | 1 | 15 | 15.0 | 15 | 0 |
| N. Colorado..... | 4 | 53 | 13.3 | 30 | 1 |
| Washington..... | | | INJ | | |
| UCLA..... | 4 | 71 | 17.8 | 31 | 0 |
| Arizona..... | 3 | 57 | 19.0 | 39 | 0 |
| Oregon State..... | 0 | 0 | 0.0 | 0 | 0 |
| Washington State..... | 1 | 7 | 7.0 | 7 | 0 |
| California..... | | | | | |
| Arizona State..... | | | | | |
| USC..... | | | | | |
| Utah..... | | | | | |

K.D. NIXON

| | No | Yds | Avg. | Long | TD |
|-----------------------|----|-----|------|------|----|
| Colorado State..... | 0 | 0 | 0.0 | 0 | 0 |
| Texas State..... | 1 | 5 | 5.0 | 5 | 0 |
| N. Colorado..... | 0 | 0 | 0.0 | 0 | 0 |
| Washington..... | 0 | 0 | 0.0 | 0 | 0 |
| UCLA..... | 0 | 0 | 0.0 | 0 | 0 |
| Arizona..... | 0 | 0 | 0.0 | 0 | 0 |
| Oregon State..... | 0 | 0 | 0.0 | 0 | 0 |
| Washington State..... | 0 | 0 | 0.0 | 0 | 0 |
| California..... | | | | | |
| Arizona State..... | | | | | |
| USC..... | | | | | |
| Utah..... | | | | | |

DEVIN ROSS

GAME-BY-GAME INDIVIDUAL CHARTS / DEFENSE

DEFENSIVE

JACOB CALLIER, OLB

| Plays | UT,AT-TT | TFL | PD | 3Ds | Other |
|----------------------|----------|-----|----|-----|-------|
| Colorado State | 23 1,0—1 | 1-8 | 0 | 2 | 2-QBH |
| Texas State | 14 1,1—2 | 0-0 | 1 | 2 | 2-QBH |
| N. Colorado | 15 0,0—0 | 0-0 | 0 | 1 | FR |
| Washington | 14 0,0—0 | 0-0 | 0 | 0 | |
| UCLA | 22 0,0—0 | 0-0 | 0 | 1 | 3-QBH |
| Arizona | 1 0,0—0 | 0-0 | 0 | 0 | |
| Oregon State | 23 1,0—1 | 0-0 | 0 | 0 | |
| Washington State.. | 30 1,0—1 | 0-0 | 0 | 1 | 2-QBH |
| California | | | | | |
| Arizona State | | | | | |
| USC | | | | | |
| Utah | | | | | |

TIMOTHY COLEMAN, OLB

| Plays | UT,AT-TT | TFL | PD | 3Ds | Other |
|----------------------|----------|-----|----|-----|-------|
| Colorado State | 15 0,0—0 | 0-0 | 0 | 0 | |
| Texas State | 13 1,0—1 | 1-5 | 0 | 0 | QBS |
| N. Colorado | 13 1,0—1 | 0-0 | 2 | 3 | QBH |
| Washington | 9 0,0—0 | 0-0 | 0 | 0 | |
| UCLA | 9 1,0—1 | 0-0 | 0 | 0 | |
| Arizona | 1 0,0—0 | 0-0 | 0 | 0 | |
| Oregon State | 23 1,0—1 | 0-0 | 0 | 0 | |
| Washington State.. | 13 1,0—1 | 0-0 | 0 | 1 | TZ,QC |
| California | | | | | |
| Arizona State | | | | | |
| USC | | | | | |
| Utah | | | | | |

JAVIER EDWARDS, DT

| Plays | UT,AT-TT | TFL | PD | 3Ds | Other |
|----------------------|----------|-----|----|-----|-------|
| Colorado State | 40 2,1—3 | 0-0 | 0 | 0 | |
| Texas State | 24 4,0—4 | 0-0 | 0 | 0 | TZ |
| N. Colorado | 37 1,4—5 | 0-0 | 0 | 0 | |
| Washington | 33 1,3—4 | 0-0 | 0 | 0 | |
| UCLA | 35 5,1—6 | 2-2 | 0 | 0 | QBS |
| Arizona | 28 0,2—2 | 0-0 | 0 | 0 | |
| Oregon State | | | | | INJ |
| Washington State.. | 23 2,0—2 | 0-0 | 0 | 0 | |
| California | | | | | |
| Arizona State | | | | | |
| USC | | | | | |
| Utah | | | | | |

NICK FISHER, CB

| Plays | UT,AT-TT | TFL | PD | 3Ds | Other |
|----------------------|----------|-----|----|-----|-------|
| Colorado State | | | | | INJ |
| Texas State | | | | | INJ |
| N. Colorado | 35 3,2—5 | 1-4 | 1 | 1 | TZ |
| Washington | 9 1,0—1 | 0-0 | 0 | 0 | |
| UCLA | 16 1,0—1 | 0-0 | 0 | 0 | |
| Arizona | 14 1,0—1 | 0-0 | 0 | 0 | |
| Oregon State | 25 3,1—4 | 0-0 | 2 | 1 | |
| Washington State.. | 21 2,1—3 | 0-0 | 1 | 1 | |
| California | | | | | |
| Arizona State | | | | | |
| USC | | | | | |
| Utah | | | | | |

JASE FRANKE, DE/DT

| Plays | UT,AT-TT | TFL | PD | 3Ds | Other |
|----------------------|----------|-----|----|-----|-------|
| Colorado State | 32 1,1—2 | 0-0 | 0 | 0 | QH,CI |
| Texas State | 25 3,2—5 | 0-0 | 0 | 0 | |
| N. Colorado | 25 0,1—1 | 0-0 | 0 | 0 | |
| Washington | 31 1,4—5 | 0-0 | 0 | 0 | |
| UCLA | 28 2,0—2 | 0-0 | 0 | 0 | TZ |
| Arizona | 41 0,2—2 | 0-0 | 0 | 0 | |
| Oregon State | 26 1,1—2 | 1-1 | 0 | 0 | |
| Washington State.. | 16 1,0—1 | 0-0 | 0 | 0 | QBH |
| California | | | | | |
| Arizona State | | | | | |
| USC | | | | | |
| Utah | | | | | |

GEORGE FRAZIER, DE

| Plays | UT,AT-TT | TFL | PD | 3Ds | Other |
|----------------------|----------|-----|----|-----|-------|
| Colorado State | | | | | DNP |
| Texas State | | | | | DNP |
| N. Colorado | 17 2,0—2 | 0-0 | 0 | 0 | QBH |
| Washington | 15 0,1—1 | 0-0 | 0 | 0 | |
| UCLA | 6 0,0—0 | 0-0 | 0 | 0 | |
| Arizona | 16 0,1—1 | 0-0 | 0 | 0 | |
| Oregon State | 18 2,1—3 | 0-0 | 0 | 0 | |
| Washington State.. | 21 0,0—0 | 0-0 | 1 | 0 | |
| California | | | | | |
| Arizona State | | | | | |
| USC | | | | | |
| Utah | | | | | |

RICK GAMBOA, ILB

| Plays | UT,AT-TT | TFL | PD | 3Ds | Other |
|----------------------|-----------|-----|----|-----|-------|
| Colorado State | 80 3,8—11 | 1-5 | 1 | 1 | ½-QBS |
| Texas State | 54 0,9—9 | 0-0 | 1 | 1 | QBH |
| N. Colorado | 65 2,5—7 | 0-0 | 0 | 1 | QBH |
| Washington | 55 5,4—9 | 0-0 | 1 | 0 | |
| UCLA | 80 5,6—11 | 1-2 | 2 | 2 | |
| Arizona | 56 5,9—14 | 0-0 | 0 | 1 | TZ |
| Oregon State | 83 4,4—8 | 0-0 | 0 | 1 | TZ,H |
| Washington State.. | 71 3,5—8 | 0-0 | 1 | 1 | QCD |
| California | | | | | |
| Arizona State | | | | | |
| USC | | | | | |
| Utah | | | | | |

TERRAN HASSELBACH, OLB

| Plays | UT,AT-TT | TFL | PD | 3Ds | Other |
|----------------------|----------|-----|----|-----|-------|
| Colorado State | 16 1,0—1 | 1-1 | 0 | 1 | |
| Texas State | 21 3,0—3 | 0-0 | 0 | 1 | QBH |
| N. Colorado | 35 1,2—3 | 0-0 | 0 | 0 | FF,TZ |
| Washington | 11 0,0—0 | 0-0 | 0 | 0 | |
| UCLA | 26 1,1—2 | 0-0 | 0 | 0 | |
| Arizona | 9 0,0—0 | 0-0 | 0 | 0 | |
| Oregon State | 12 0,0—0 | 0-0 | 0 | 0 | |
| Washington State.. | 21 2,1—3 | 0-0 | 0 | 0 | |
| California | | | | | |
| Arizona State | | | | | |
| USC | | | | | |
| Utah | | | | | |

LEO JACKSON III, DE

| Plays | UT,AT-TT | TFL | PD | 3Ds | Other |
|----------------------|----------|------|----|-----|--------|
| Colorado State | 71 7,1—8 | 1-3 | 0 | 0 | QBS,TZ |
| Texas State | 49 6,2—8 | 3-15 | 0 | 0 | 3-QBS |
| N. Colorado | 48 5,0—5 | 0-0 | 0 | 0 | QBH |
| Washington | 53 4,2—6 | 1-1 | 0 | 0 | QBS,TZ |
| UCLA | 77 3,1—4 | 1-2 | 0 | 1 | |
| Arizona | 56 3,3—6 | 0-0 | 0 | 1 | |
| Oregon State | 80 3,1—4 | 1-3 | 0 | 0 | QBH |
| Washington State.. | 67 5,0—4 | 2-6 | 0 | 1 | QBS |
| California | | | | | |
| Arizona State | | | | | |
| USC | | | | | |
| Utah | | | | | |

AKIL JONES, ILB

| Plays | UT,AT-TT | TFL | PD | 3Ds | Other |
|----------------------|----------|-----|----|-----|---------|
| Colorado State | | | | | DNP |
| Texas State | 10 1,2—3 | 0-0 | 0 | 1 | FF |
| N. Colorado | 3 0,1—1 | 0-0 | 0 | 0 | |
| Washington | 2 0,0—0 | 0-0 | 0 | 0 | |
| UCLA | | | | | ST ONLY |
| Arizona | | | | | ST ONLY |
| Oregon State | | | | | ST ONLY |
| Washington State.. | 7 0,1—1 | 0-0 | 0 | 0 | |
| California | | | | | |
| Arizona State | | | | | |
| USC | | | | | |
| Utah | | | | | |

AFOLABI LAGUDA, S

| Plays | UT,AT-TT | TFL | PD | 3Ds | Other |
|----------------------|-----------|-----|----|-----|-------|
| Colorado State | 80 7,4—11 | 1-3 | 0 | 0 | FF,FR |
| Texas State | 55 1,1—2 | 0-0 | 0 | 0 | |
| N. Colorado | 32 2,0—2 | 1-4 | 0 | 0 | |
| Washington | 55 1,1—2 | 0-0 | 0 | 1 | INT |
| UCLA | 69 3,0—3 | 0-0 | 0 | 0 | |
| Arizona | 56 7,1—8 | 1-6 | 0 | 0 | FF |
| Oregon State | 83 5,2—7 | 0-0 | 1 | 0 | |
| Washington State.. | 59 1,1—2 | 0-0 | 0 | 0 | FF |
| California | | | | | |
| Arizona State | | | | | |
| USC | | | | | |
| Utah | | | | | |

DREW LEWIS, ILB

| Plays | UT,AT-TT | TFL | PD | 3Ds | Other |
|----------------------|------------|-----|----|-----|--------|
| Colorado State | 79 3,9—12 | 1-5 | 0 | 1 | 3-QBH |
| Texas State | 61 2,11-13 | 0-0 | 0 | 1 | TZ |
| N. Colorado | 65 4,6-10 | 0-0 | 0 | 2 | 2-TZ,H |
| Washington | 58 3,6—9 | 1-4 | 0 | 1 | |
| UCLA | 80 3,8-11 | 0-0 | 1 | 1 | |
| Arizona | 56 2,3—5 | 0-0 | 0 | 0 | |
| Oregon State | 83 6,9-15 | 0-0 | 1 | 0 | 2-QBH |
| Washington State.. | 71 6,2—8 | 0-0 | 0 | 0 | QBH |
| California | | | | | |
| Arizona State | | | | | |
| USC | | | | | |
| Utah | | | | | |

DEREK McCARTNEY, OLB

| Plays | UT,AT-TT | TFL | PD | 3Ds | Other |
|----------------------|----------|-----|----|-----|-------|
| Colorado State | 74 6,0—6 | 0-0 | 0 | 0 | QBH |
| Texas State | 34 1,0—1 | 1-2 | 0 | 1 | QBS |
| N. Colorado | 49 2,1—3 | 2-8 | 0 | 1 | QBS |
| Washington | 53 1,0—1 | 0-0 | 0 | 0 | QBH |
| UCLA | 56 2,0—2 | 0-0 | 0 | 0 | |
| Arizona | 44 1,1—2 | 0-0 | 0 | 0 | |
| Oregon State | 74 4,3—7 | 0-0 | 0 | 1 | QBH |
| Washington State.. | 15 4,1—5 | 1-8 | 0 | 1 | QBS |
| California | | | | | |
| Arizona State | | | | | |
| USC | | | | | |
| Utah | | | | | |

RYAN MOELLER, S/OLB

| Plays | UT,AT-TT | TFL | PD | 3Ds | Other |
|----------------------|----------|-----|----|-----|-------|
| Colorado State | 80 6,2—8 | 0-0 | 1 | 1 | 2-TZ |
| Texas State | 55 4,0—4 | 0-0 | 0 | 1 | |
| N. Colorado | 22 1,0—1 | 0-0 | 0 | 0 | |
| Washington | 49 0,1—1 | 0-0 | 0 | 0 | |
| UCLA | 71 6,0—6 | 1-2 | 2 | 2 | |
| Arizona | 54 5,0—5 | 0-0 | 0 | 0 | TZ,FR |
| Oregon State | 58 1,1—2 | 0-0 | 0 | 1 | QBH |
| Washington State.. | 55 5,2—7 | 0-0 | 2 | 1 | TZ |
| California | | | | | |
| Arizona State | | | | | |
| USC | | | | | |
| Utah | | | | | |

CHRIS MULUMBA, DE

| Plays | UT,AT-TT | TFL | PD | 3Ds | Other |
|----------------------|----------|-----|----|-----|-------|
| Colorado State | 42 2,1—3 | 0-0 | 0 | 0 | |
| Texas State | 33 4,0—4 | 0-0 | 0 | 0 | TZ |
| N. Colorado | 27 1,0—1 | 0-0 | 0 | 0 | |
| Washington | 14 0,2—2 | 0-0 | 0 | 0 | |
| UCLA | 47 1,1—2 | 0-0 | 0 | 0 | |
| Arizona | 30 0,3—3 | 0-0 | 0 | 1 | TZ |
| Oregon State | 42 2,0—2 | 0-0 | 0 | 0 | QBH |
| Washington State.. | 51 3,1—4 | 1-3 | 0 | 1 | QBS |
| California | | | | | |
| Arizona State | | | | | |
| USC | | | | | |
| Utah | | | | | |

ISAIAH OLIVER, CB

| Plays | UT,AT-TT | TFL | PD | 3Ds | Other |
|----------------------|----------|-----|----|-----|-------|
| Colorado State | 80 2,0—2 | 0-0 | 4 | 0 | |
| Texas State | 55 1,0—1 | 0-0 | 2 | 1 | INT |
| N. Colorado | 65 4,0—4 | 0-0 | 0 | 1 | INT |
| Washington | 55 1,0—1 | 0-0 | 1 | 0 | |
| UCLA | 80 4,1—5 | 0-0 | 1 | 0 | TZ |
| Arizona | 56 2,0—2 | 0-0 | 0 | 0 | TZ |
| Oregon State | 83 1,0—1 | 0-0 | 1 | 1 | |
| Washington State.. | 23 1,0—1 | 0-0 | 1 | 0 | |
| California | | | | | |
| Arizona State | | | | | |
| USC | | | | | |
| Utah | | | | | |

DANTE SPARACO, OLB

| Plays | UT,AT-TT | TFL | PD | 3Ds | Other |
|----------------------|----------|-----|----|-----|---------|
| Colorado State | 8 1,0—1 | 1-5 | 0 | 1 | ½-QBS |
| Texas State | 8 0,1—1 | 0-0 | 0 | 0 | |
| N. Colorado | 14 0,1—1 | 0-0 | 0 | 0 | |
| Washington | 2 0,0—0 | 0-0 | 0 | 0 | |
| UCLA | | | | | ST ONLY |
| Arizona | | | | | ST ONLY |
| Oregon State | | | | | ST ONLY |
| Washington State.. | | | | | DNP |
| California | | | | | |
| Arizona State | | | | | |
| USC | | | | | |
| Utah | | | | | |

LYLE TUILOMA, DT

| Plays | UT,AT-TT | TFL | PD | 3Ds | Other |
|----------------------|----------|-----|----|-----|-------|
| Colorado State | 14 2,0—2 | 0-0 | 0 | 0 | |
| Texas State | 21 3,0—3 | 0-0 | 0 | 0 | |
| N. Colorado | 19 3,0—3 | 0-0 | 0 | 0 | |
| Washington | 15 0,2—2 | 0-0 | 0 | 0 | |
| UCLA | 18 0,0—0 | 0-0 | 0 | 0 | QBH |
| Arizona | | | | | INJ |
| Oregon State | 34 1,2—3 | 0-0 | 0 | 1 | |
| Washington State.. | 24 0,1—1 | 0-0 | 0 | 0 | |
| California | | | | | |
| Arizona State | | | | | |
| USC | | | | | |
| Utah | | | | | |

TREY UDOFFIA, CB

| Plays | UT,AT-TT | TFL | PD | 3Ds | Other |
|----------------------|----------|-----|----|-----|-------|
| Colorado State | 79 5,0—5 | 0-0 | 2 | 2 | INT |
| Texas State | 55 2,1—3 | 0-0 | 0 | 0 | |
| N. Colorado | 68 1,0—1 | 0-0 | 1 | 0 | |
| Washington | 60 4,0—4 | 0-0 | 0 | 1 | |
| UCLA | 38 0,1—1 | 0-0 | 0 | 0 | TZ |
| Arizona | | | | | INJ |
| Oregon State | | | | | INJ |
| Washington State.. | 49 2,0—2 | 0-0 | 3 | 2 | |
| California | | | | | |
| Arizona State | | | | | |
| USC | | | | | |
| Utah | | | | | |

DANTE WIGLEY, CB

| | Plays | UT,AT-TT | TFL | PD | 3Ds | Other |
|-----------------------|-------|----------|-----|----|-----|---------|
| Colorado State..... | 3 | 0,0—0 | 0-0 | 0 | 0 | |
| Texas State..... | 10 | 1,0—1 | 0-0 | 0 | 0 | FR..... |
| N. Colorado..... | 3 | 0,0—0 | 0-0 | 0 | 0 | |
| Washington..... | 5 | 0,0—0 | 0-0 | 0 | 0 | |
| UCLA..... | 42 | 1,1—2 | 0-0 | 0 | 0 | |
| Arizona..... | 56 | 2,1—3 | 0-0 | 0 | 0 | |
| Oregon State..... | 83 | 4,1—5 | 0-0 | 0 | 0 | |
| Washington State..... | 78 | 2,0—2 | 0-0 | 3 | 0 | |
| California..... | | | | | | |
| Arizona State..... | | | | | | |
| USC..... | | | | | | |
| Utah..... | | | | | | |

DRIVE ENGINEERING

| Quarterback | Drives | | | | | | | | | | Points | | Pts./ | | Quarterback | | **Directing Offense | | | |
|------------------------|---------|----|----|-----|-----|-----|-----|-----|-----|-----|---------|-------------|-------|-------------|-------------|-------|---------------------|---------|--|--|
| | Started | TD | FG | FGA | PNT | DWN | TRN | SAF | CLK | RPL | Yielded | Drive | Drive | Efficiency* | Plays | Yards | Avg. | 3 & Out | | |
| STEVEN MONTEZ | 85 | 24 | 9 | 2 | 34 | 3 | 7 | 0 | 6 | 0 | 196 | 2.31 | 38.9% | 44.3% | 536 | 3089 | 5.76 | 18 | | |
| SAM NOYER | 12 | 0 | 1 | 0 | 6 | 4 | 0 | 0 | 1 | 0 | 3 | 0.25 | 8.3% | 9.1% | 53 | 124 | 2.34 | 3 | | |
| CASEY MARKSBERRY | 2 | 0 | 0 | 0 | 1 | 0 | 1 | 0 | 0 | 0 | 0 | 0.00 | 0.0% | 0.0% | 4 | 15 | 2.75 | 2 | | |
| COLORADO | 99 | 24 | 10 | 2 | 41 | 7 | 8 | 0 | 7 | (0) | 199 | 2.01 | 34.3% | 39.1% | 593 | 3228 | 5.44 | 23 | | |
| OPPONENTS | 99 | 23 | 10 | 4 | 38 | 7 | 12 | 0 | 5 | (0) | 190 | 1.92 | 33.3% | 39.4% | 566 | 3383 | 5.98 | 25 | | |

*—second number is the percentage the QB has put his team in position to score, allowing for missed field goals, minus drives ended by the clock and if replaced.

**—excludes kneel-downs, spiked passes and fake/muffed punt plays when not actually directing offense: Montez 9-(-27), Noyer 1-(-2); Opponents 4-(-7).

KICKOFF ANALYSIS

| Kicker | Total | Ret. | Yards | (Avg.) | FC | MF | NA | TB | (EZ+) | In20/25 | OB | OnS | SQB | OSY | Ret. | ASY | Ret. |
|-----------------|-------|------|-------|--------|----|----|----|----|-------|---------|----|-----|-----|------|------|------|------|
| D. PRICE | 42 | 13 | 2926 | 69.7 | 0 | 0 | 0 | 28 | (16) | 5 / 7 | 1 | (0) | (0) | 1019 | 294 | O 24 | O 23 |
| C. GRAHAM | 1 | 1 | 46 | 46.0 | 0 | 0 | 0 | 0 | (0) | 0 / 0 | 0 | (0) | (0) | 34 | 34 | O 34 | O 34 |
| OPPONENTS | 41 | 18 | 2810 | 68.5 | 0 | 0 | 0 | 22 | (15) | 7 / 11 | 1 | (0) | (0) | 988 | 403 | C 24 | C 22 |

KICKOFF KEY: MF—muffed; NA—no attempt at a return; EZ+—through or over end zone; OSY—Opponent Starting Yardline;

ASY—Average Starting Yardline; Ret—averages using returned kicks only. OnSides (OnS), short squibs (SQB) and free kicks are omitted in figuring the above; out-of-bounds are not; returns may not add to team totals due to those credited on on-side kicks; free kicks following safeties NOT included. **FREE KICKS (Punt Style):** Colorado 0, Opponents 0.

YARDAGE SUMMARY

| Team | Plays | 20+ | 10+ | 5+ | 1-4 | 0 | Neg. |
|----------------|-------|-----|-----|-----|-----|-----|------|
| Colorado | 603 | 31 | 120 | 244 | 165 | 136 | 58 |
| Opponent | 570 | 36 | 103 | 231 | 159 | 144 | 36 |

FIRST DOWN TENDENCIES

| | Rushing | | | *Passing | | | OVERALL | | | Times Gained | | | | | Miscellany | | | | | Second Half | | | |
|-----------------|---------|-------|------|----------|-------|------|------------|-------------|-------------|--------------|-----|-----|-----|----|------------|----|-----|----|----|-------------|------|-------|------|
| | Plays | Yards | Avg. | Plays | Yards | Avg. | Plays | Yards | Avg. | 20+ | 10+ | 5+ | 2- | 0 | Neg. | TD | QBS | TO | FD | 2-&10+ | Att. | Yards | Avg. |
| COLORADO | 150 | 698 | 4.7 | 114 | 799 | 7.0 | 264 | 1497 | 5.67 | 16 | 49 | 102 | 118 | 55 | 23 | 11 | 5 | 4 | 48 | 81 | 143 | 801 | 5.6 |
| Opponents | 150 | 945 | 6.3 | 105 | 765 | 7.3 | 255 | 1710 | 6.71 | 23 | 44 | 106 | 116 | 55 | 15 | 15 | 3 | 7 | 39 | 65 | 128 | 883 | 6.9 |

*—kept like the NFL in that quarterback sacks are deducted from passing to present the accurate picture.

YARDS GAINED ANALYSIS

[Third down plays replayed due to penalty but yards awarded: Colorado 0, Opponents 0.]

| Team | 1st Down | | | 2nd Down | | | 3rd Down | | | 4th Down | | | Season | | | *By Quarter | | | | Opp. Territory | | | Breakdown | | |
|-----------------|----------|-------|------|----------|-------|------|----------|-------|------|----------|-------|------|------------|-------------|-------------|-------------|-----|-----|-----|----------------|-------|------|-----------|-----|----|
| | Att. | Yards | Avg. | Att. | Yards | Avg. | Att. | Yards | Avg. | Att. | Yards | Avg. | Att. | Yards | Avg. | 1st | 2nd | 3rd | 4th | Att. | Yards | Avg. | + | 0 | - |
| COLORADO | 264 | 1497 | 5.7 | 198 | 1027 | 5.2 | 124 | 592 | 4.8 | 17 | 83 | 4.9 | 603 | 3199 | 5.31 | 712 | 867 | 879 | 741 | 278 | 1206 | 4.3 | 409 | 136 | 58 |
| Opponents | 255 | 1710 | 6.7 | 193 | 1156 | 6.0 | 113 | 510 | 4.5 | 9 | 0 | 0.0 | 570 | 3376 | 5.92 | 857 | 810 | 830 | 879 | 213 | 1174 | 5.5 | 390 | 144 | 36 |

*—Overtime Yards: N/A. Drives In Opponent Territory (minus those with 50+scores): Colorado 60/98 (61.2%, 20.1 yards per drive); Opponent 50/95 (52.6%, 23.5 ypd)

THIRD DOWN EFFICIENCY ANALYSIS

[4th-&1: Colorado 6-8 (6-8 rush, 0-0 pass), Opponents 2-3 (2-2 rush, 0-0 pass)]

| Team | 3rd Down and— | | | | | | | | | | Second | | | | | | | | | |
|-----------------|---------------|------|------|------|------|------|------|------|------|------|--------|-------|------|-------|-------|-----|---------|---------------|------|--|
| | 1 | 2 | 3 | 4 | 5 | 6 | 7 | 8 | 9 | 10 | 11-14 | 15-19 | 20+ | RUSH | PASS | QBS | Half/OT | TOTAL | PCT. | |
| COLORADO | 13-19 | 6-10 | 5-10 | 8-11 | 3- 7 | 2- 7 | 2- 6 | 4-12 | 2- 6 | 1-10 | 3-11 | 1- 9 | 0- 6 | 24-50 | 26-74 | 12 | 21-60 | 50-124 | 40.3 | |
| Opponents | 10-11 | 7-11 | 5- 9 | 3- 8 | 3-12 | 3- 6 | 3- 7 | 3- 6 | 2- 7 | 6-16 | 2-12 | 1- 6 | 0- 2 | 24-43 | 24-70 | 6 | 25-52 | 48-113 | 42.5 | |

AVERAGE YARDS TO GO: Colorado 7.3 (124/905); Opponents 7.0 (113/794). **SECOND DOWN EFFICIENCY:** Colorado 65-198 (32.8%; 1-4 yds: 24-39); Opponent 72-193 (37.3; 1-4 yds: 26-41).

TURNOVER ANALYSIS

| Team | Opp/CU | | | Pct.(Pts.) | Own Territory | | | | | Opponent Territory | | | | | = | Total (TD*) | By Quarter | | | | | Last 2 Min./OT** | |
|-----------------|--------|-----|---------|------------|---------------|-------|-------|-------|-------|--------------------|-------|-------|-------|--------|---|-------------|------------|-----|-----|-----|----|------------------|-------|
| | TO | PTS | (TD,FG) | | EZ/G-10 | 11-20 | 21-30 | 31-40 | 41-50 | 49-40 | 39-30 | 29-20 | 19-10 | 9-6/EZ | | | 1st | 2nd | 3rd | 4th | OT | 1st-H | 2nd-H |
| COLORADO | 9 | 10 | (1,1) | 5.1 (197) | 0 | 0 | 0 | 1 | 2 | 0 | 2 | 0 | 1 | 3 | = | 9 (1) | 0 | 5 | 2 | 2 | 0 | 2 (1) | 0 (0) |
| Opponents | 13 | 27 | (3,2) | 13.1 (206) | 1 | 0 | 2 | 0 | 0 | 1 | 0 | 3 | 5 | 1 | = | 13 (0) | 4 | 1 | 5 | 3 | 0 | 1 (0) | 1 (0) |

First Offensive Play After Gaining TO: Colorado 11-17, 1.5 avg., 9 long, 1 TD (6-16 rush/4-2-0, 17, 0 TD pass/1 QBS(-16); 1 penalty; clock); Opp: 8-14, 1.7 avg., 16 long, 0 TD (1-4 rush/6-1-0, 16 pass/1 QBS(-6).

*—interception or fumble returns for a touchdown; **—number in parenthesis is number of turnovers in last 2-minutes while team is protecting lead or trying to tie or go ahead.

YARDS LOST DUE TO PENALTIES

| | Colorado | Opponent |
|--|----------|----------|
| Times Penalized After Offensive Gain | 9 | 11 |
| Yards Lost Due To Penalties | 106 | 169 |
| Touchdowns Cost (Field Goals Cost) | 1 (0) | 2 (0) |
| First Downs Lost | 5 | 7 |

GOAL-TO-GO SITUATIONS

| Team | Summary | | | | | | | | | | GTG Plays | | | | | 1-Yard Line | |
|-----------------|---------|----|----|-----|----|-----|-----|-----|-------|-----|-----------|-------|-----|--|--|-------------|--|
| | Total | TD | FG | FGA | TO | DWN | CLK | ROC | Plays | TDs | Pct. | Plays | TDs | | | | |
| COLORADO | 12 | 11 | 1 | 0 | 0 | 0 | 0 | (0) | 27 | 11 | 40.7 | 2 | 2 | | | | |
| OPPONENTS | 10 | 9 | 1 | 0 | 0 | 0 | 0 | (0) | 16 | 9 | 56.3 | 4 | 3 | | | | |

EXPANDED PUNTING

| Player | Avg. | | No. | Return | Avg. | Long | Pct. Not | Net | Inside Own 25----- | | | | | Opp. Territory | | | Adjusted 50 & Out | | |
|-------------------|-------|-------|--------------|--------|------|------|----------|------|--------------------|----------------|----|-----|-----|----------------|------|----------------|-------------------|------|---------------------|
| | Punts | Yards | | | | | | | In20 / 15 / 10 / 5 | TB | FC | 60+ | No. | Yds. | Avg. | No.-Yds (In20) | No. | Yds. | Avg. |
| ALEX KINNEY | 40 | 1663 | 41.58 | C36 | 6 | 30 | 5.0 | 85.0 | 39.33 | 16 / 8 / 3 / 0 | 3 | 16 | 1 | 9 | 412 | 45.8 | 9-283 | (7) | 31 1380 44.5 |

Average Spot—yardline where punts average from: Kinney 40/1454. Left-footed punts: none.

AVERAGE STARTING FIELD POSITION

| | Colorado | Opponent |
|--|-----------|-----------|
| Drives Started | 99 | 99 |
| Cumulative Starting Yardlines | 2928 | 2628 |
| Average Field Position | C30 | O27 |
| Drives Started In Plus Territory | 9 | 3 |
| Scores/TD,FG | 4/3,1 | 1/1,0 |
| FGA/Punts/Downs/Clock | 0/1/3/0 | 0/0/2/0 |
| Turnovers/Ran Out Clock | 0/1 | 0/0 |
| Points | 28 | 7 |
| Drives Started Inside/At Own 20 | 25 (19/6) | 29 (23/6) |
| Points Scored (TD/FG) | 60 (8/1) | 27 (3/2) |

SCORING PERCENTAGE INSIDE-THE-20 (Red Zone)

| | Colorado | Opponent |
|--|--------------|--------------|
| Times Penetrated Opponent 20 | 29 | 27 |
| Total Scores | 24 | 23 |
| Touchdowns (Rush/Pass) | 17 (10/7) | 13 (9/4) |
| Field Goals-Attempts | 7-8 | 10-12 |
| Turnovers/Downs/Punts/Clock | 1/3/0/0 | 2/0/0/0 |
| Scores From Outside The RZ/TD,FG | 10/7,3 | 9/9,0 |
| Scoring Percentage (TD Pct.) | 82.8 (58.6) | 85.2 (48.1) |
| Total Red Zone Plays/Yards (Avg.) | 65/197 (3.0) | 68/195 (2.9) |
| Third Down Efficiency | 9-19/47.4 | 6-17/35.3 |
| Fourth Down Efficiency | 2-5/40.0 | 0-0/0.0 |
| *Ran Out Clock Not Trying To Score | 0 | 1 |

(*—not included in total count above; the 20 IS NOT in the Red Zone)

FIRST DOWNS EARNED

| Player | Rush | Pass | Rec. | — | Total (3/4) |
|-----------------------|------|------|------|---|----------------|
| STEVEN MONTEZ | 17 | 77 | 1 | — | 95 (35) |
| PHILLIP LINDSAY | 61 | 0 | 7 | — | 68 (25) |
| BRYCE BOBO | 0 | 1 | 24 | — | 25 (7) |
| SHAY FIELDS | 0 | 0 | 16 | — | 16 (5) |
| DEVIN ROSS | 0 | 0 | 15 | — | 15 (6) |
| JAY MacINTYRE | 0 | 0 | 12 | — | 12 (6) |
| SAM NOYER | 1 | 3 | 0 | — | 4 (0) |
| BEAU BISHARAT | 3 | 0 | 0 | — | 3 (3) |
| LAVISKA SHENAU | 0 | 0 | 3 | — | 3 (0) |
| JUWANN WINFREE | 0 | 0 | 2 | — | 2 (0) |
| MICHAEL ADKINS | 1 | 0 | 0 | — | 1 (0) |
| BEAU BISHARAT | 1 | 0 | 0 | — | 1 (0) |
| CHRIS BOUNDS | 0 | 0 | 1 | — | 1 (1) |

FUMBLES

| Player | No-Lost |
|---------------------|-------------|
| BLACKMON | 1-0 |
| NOYER | 1-0 |
| OLIVER | 1-0 |
| MARKSBERRY | 1-0 |
| MONTEZ | 2-0 |
| ADKINS | 1-1 |
| WINFREE | 1-1 |
| TEAM | 3-1 |
| TOTALS | 11-3 |

MISCELLANEOUS

| | Colorado | Opponent |
|--|----------|----------|
|--|----------|----------|

Points Scored Last 2 Minutes (Total/1st, 2nd) 14/7,7 20/17,3