

2017									
Date	CU*	Opponent	Opp*	TV	Result/Time	Record	Series	This-N-That	or '16 rewind
Sept. 1	RV	Colorado State (N, Denver)	NR	PAC12	W 17- 3	1-1	65-22-2	Bufs go up 17-0 early, play first scoreless second half in eight seasons	
SEPT. 9	RV	TEXAS STATE	NR	PAC12	12:01p	1-0	0- 0-0	CU's first game against a Sun Belt Conference member since '05 (New Mexico St.)	
SEPT. 16		NORTHERN COLORADO		PAC12	12:01p	1-0	1- 4-0	In-state rivals last met in 1934 in Greeley (CU's first in-state night game)	
SEPT. 23	+	WASHINGTON		TBA	TBA	1-0	5-10-1	Three 3Q INTs help UW break open 14-7 game in Pac-12 title affair	
Sept. 30	+	at UCLA		TBA	TBA	1-0	3- 9-0	Bufs win defensive battle, hold Bruins to 210 yards in first win in series since '03	
OCT. 7	+	ARIZONA (FW)		TBA	TBA	1-0	14- 5-0	A 28-0 run over 20-minute span jumps score from 14-10 to 42-10 late in 3rd Qtr	
Oct. 14	+	at Oregon State		TBA	TBA	1-1	4- 5-0	Largest margin of victory in a league game in 24 years; best start (4-1) since '05	
Oct. 21	+	at Washington State		TBA	TBA	1-0	6- 4-0	Liufau rolls up 453 total yards as CU outscores WSU 17-0 over final 16 minutes	
OCT. 28	+	CALIFORNIA (HC)		TBA	TBA	1-0	3- 5-0	Last meeting in 2014 a wild one: Cal rallies for 59-56 win in 2OT in Berkeley	
Nov. 4	+	at Arizona State		TBA	TBA	1-0	1- 7-0	Bufs finally break through against Sun Devils, rush for 315 yards and 5 TDs	
NOV. 11	+	SOUTHERN CALIFORNIA		TBA	TBA	1-0	0-11-0	USC leads 14-0 at half, CU ties game in fourth but Trojans fend off comeback	
Nov. 25	+	at Utah		TBA	TBA	1-0	32-28-3	Win clinches Pac-12 South title; last six games in series decided by 32 points	
Dec. 1		Pac-12 Championship Game (N)		ESPN	at Santa Clara, Calif.			Bufs made first appearance in league title game in 2016 (L, 10-41 to Washington)	
(KEY: *-AP rank at time of game; +-Pac-12 Conference game; N-Night game; HC-Homecoming; FW-Family Weekend.)									

COLORADO MEDIA SERVICES

Head coach **Mike MacIntyre** holds a **Tuesday press luncheon**, located in the Champions Center (third floor, room 319). All will start at 11:30 a.m. with lunch, followed by MacIntyre promptly at Noon and select players before and/or afterwards depending on class conflicts. This year's dates: **Aug. 29; Sept. 5-12-19-26; Oct. 3-10-17-24-31; Nov. 7-21-28; Dec. 5-TBA** (bowl). The **press conference portions are streamed live** on www.CUBuffs.com (in the BuffsTV area); press conferences on CUBuffs.com do not require access codes. (**TV Pool Assignments for 2017**: KCNC will coordinate all CU press luncheons).

MacIntyre can be heard Tuesdays (Aug. 29-Nov. 21) on the **Pac-12 Teleconference Call** at 11:25 a.m. MT, with a taped replay available after 4 p.m. MT those afternoons. All 12 coaches participate; for access numbers to the conference call and the replay, e-mail David Plati (david.plati@colorado.edu) with audio files available at www.pac-12.com.

Video highlights of CU games are available through the Pac-12 Network/Digital Xchange. There are some restrictions; contact **Duane Lindberg** to coordinate your needs (dlindberg@pac-12.org).

The **Pac-12 Networks** are available nationwide through many platforms; check with local cable or satellite subscribers for more info. Comcast and Time Warner carry the Network in Colorado and DISH Network is the league's satellite provider. In the Boulder-Denver area: Comcast 430 & 431 (840 HD); Pac-12 DISH channels include 406 and 413 (along with 5453 and 5454 in its auxiliary area).

The **Colorado locker room** (home and road) is closed after games; following the customary 10-minute cooling off period, players will be available (a list will be solicited immediately following the game; no cutoff to request players).

Colorado's **football practices** are generally closed (to the media and public), but have a 25-30 minute window open for any media photography/video needs (follow parameters listed in CU's media policies). Thursday & Friday practices are entirely closed (except to network TV).

This year's standard **meeting/practice schedule** (mountain time): **Sunday**: Off; **Monday**: 7:00-9:40 meetings/9:50-10:50 practice; **Tuesday**: 7:45/9:10-10:55; **Wednesday**: 7:30/8:35-10:30; **Thursday**: 8:45/9:55-10:55 practice; **Friday**: 9:00/10:20-11:00 walkthrough (home games), 9:00/9:50-10:30 (road games).

Interviews with Colorado players are allowed post-practice on Mondays, Tuesdays and Wednesdays. Phone interviews with media are allowed all three days in all time slots. Interviews on Sundays are at the discretion of the player, as it being the standard player day off, CU can't arrange due to NCAA rules.

Collegepressbox.com is the official media website for Division I (FBS) football. Access weekly game notes, quotes, statistics, media guides, headshots, logos and more for all major conferences and their member schools. Login information will be distributed to accredited media or you can apply for a password at www.collegepressbox.com/password.

CU On-Line Photo Database. The CU SID office has an online photo database that allows registered members of the media instant access to

obtain head shots of all CU coaches and athletes as well as action shots of key players. Registration is easy: for a login and password, simply log on to www.cubuffs.com/photodatabase. Registration can also be found through CUBuffs.com by selecting "Sports Information" from the "Athletics" menu located on the top navigation bar and click on "Enter Media Center."

The **Pac-12 Mountain Network** is the television home of the Buffaloes; it produces a variety of programming featuring all 12 member institutions.

THE BUFFS ON THE INTERNET

The official CU site on the Internet can be found at www.CUBuffs.com, which has the most up-to-date information, releases, game notes, press conference broadcasts (free), articles by former *Boulder Camera* sportswriter Neill Woelk and podcasts/video by the voice of the Buffs, Mark Johnson. Go to www.CUBuffs.com/, click on Multimedia and then click on Football Media Center (second column under For The Media). It will link you to everything you'll need to know about CU football. Breaking news with the program will be found here first every time and delivered in full without others editing out what they might deem unessential or don't have room for.

Stats. A live in-game stats link is available for media only in the press box.

Audio. CU football can be heard (free) on the Internet at either CUBuffs.com or KOA-Radio (or its sister station, KDSP/AM760). Links: www.CUBuffs.com, www.850koe.com, www.am760.net.

BuffsTV. Through the Pac-12, "BuffsTV" offers the opportunity to listen and/or watch live game action along with weekly features; find it here: <http://www.cubuffs.com/mediaPortal/player.dbm?id=3093348>.

THE BUFFS ON THE AIRWAYS

KOA-Radio in Denver (850 AM & 94.1 FM; KDSP 760 AM when conflicts) originates the CU Football Network, with **Mark Johnson** in his 14th year as the play-by-play voice of the Buffs. **Former CU head coach Gary Barnett** (analysis) is in his second full season on the broadcasts. Sideline duties will be handled by **Andy Lindahl**, **Bobby Pesavento** and **Mike Pritchard**. Cities on the network in addition to KOA: Aspen (KNFO/106.1FM, which serves Redstone, 105.7FM, Roaring Fork, 94.3FM, Thomasville, 96.3FM and Vail, 105.5FM), Buena Vista (KBVCm 104.1FM), Glenwood Springs (KTMS/96.1FM & 99.1FM), Fort Morgan (KRFD/100.1FM), Grand Junction (KTMM/1340AM), Rifle (KNAM/1490 AM) and Steamboat Springs (KTYV/ 98.9FM). KOA has been the home to CU football for 73 of the last 76 years. *Both stations will stream the game live on the Internet.*

The **CU Coaches Radio Show** originates from Fate Brewery (1600 38th St., Boulder) Thursdays from 12:30-1:30 p.m. (Aug. 31-Nov. 21); Johnson and Barnett host (the show will be taped and air later that day on KOA, or AM760 if a conflict with Rockies baseball, between 7-8 p.m.). The show will be taped and air earlier in the week for the Utah (Nov. 25) game.

Satellite Radio: Sirius-XM is the satellite home of the Buffs; the CU-Texas State game (KOA broadcast) will be on **Sirius Channel 157** (also **XM 197/Internet 969**).

PRONUNCIATION GUIDE

Coaches/Staff

ShaDon **BROWN** (shay-don)
Darrin **CHIAVERINI** (shiv-ah-ree-knee)
Darian **HAGAN** (hay-gun)

Players

57 Sam **BENNION** (ben-yun)
35 Beau **BISHARAT** (bish-er-rot)
4 Bryce **BOBO** (bo-bo)
44 Jacob **CALLIER** (cal-e-yea)
88 Curtis **CHIAVERINI** (shiv-ah-ree-knee)
89 Kevin **DEMENT** (duh-ment)
9 Javier **EDWARDS** (ha-vee-air)
17 **KABION ENTO** (kay-be-on / N-toe)
8 Alex **FONTENOT** (font-en-know)
56 **JASE FRANKE** (rhymes w/case; frank-E)
45 Tanner **GRZESIEK** (gress-ick)
64 Aaron **HAGLER** (Hague-ler)
13 Shamar **HAMILTON** (shuh-know)
96 **TERRAN HASSELBACH** (tare-run / hass-el-back)
46 Trent **HEADLEY** (head-lee)
29 **URYAN HUDSON** (you-ryan)
10 **JAYLON JACKSON** (jay-lynn)
36 **AKIL JONES** (ah-keel)
75 Josh **KAISER** (ky-zer)
68 **GERRAD KOUGH** (jair-ed / coe)
1 **AFOLABI LAGUDA** (ah-foe-lobby / la-goo-duh)
56 Tim **LYNOTT** (lynn-knot)
74 Chance **LYTLE** (lie-tull, hard T)
7 Tyler **LYTLE** (lie-dull, soft T)
93 Michael **MATHEWES** (mathews)
98 **NICO MAGRI** (knee-co mah-gree)
25 Ryan **MOELLER** (mole-er)
15 Chris **MULUMBA** (muh-lum-bah)
15 Sam **NOYER** (noy-er)
66 Grant **POLLEY** (poly)
85 Jared **POPLAWSKI** (pop-law-ski)
65 Colby **PURSELL** (per-sell)
3 Derrion **RAKESTRAW** (rake-straw)
90 **TERRIEK ROBERTS** (terr-reek)
39 **JAISEN SANCHEZ** (jy-son, as in tyson)
3 **LAVISKA SHENAULT** (luh-visk-uh shuh-nault)
10 Dante **SPARACO** (spuh-rock-oh)
48 James **STEFANOU** (steff-ah-know)
55 Brett **TONZ** (rhymes with bronze)
22 Kyle **TREGO** (tree-go)
72 Lyle **TUULOMA** (two-E-loma)
8 Trey **UDOFFIA** (U-doe-fee-ah)
4 Dante **WIGLEY** (wig-lee)
50 Frank **UMU** (ooh-moo)
9 **JUWANN WINFREE** (juh-juan)

ROSTER CHANGES/DUPE I.D.'s

Number Changes: QB/H **T.J. Patterson** (#18, was #42); CB **Trey Udoiffia** (#8; was #5).

DUPE NUMBERS: Those who appear below are in dupe numbers where both likely see action (jerseys do have name tags). Skin tone key to help identify on special teams: **A**—African-American, **C**—Caucasian, **H**—Hispanic; **P**—Polynesian or Pacific Islander:

Offense/Specialist

1 Fields, WR (A)
2 Ross, WR (A)
3 Shenault, WR (A)
4 Bobo, WR (A)
6 Huntley, WR (A)
7 Gehrke, QB (P)
9 Winfree, WR (A)
15 Noyer, Q (C)
29 Lee, TB (A)
56 Lynott Jr., OL (C)

Defense/Specialist

1 Laguda, S (A)
2 Blackmon, CB (A)
3 Rakestraw, CB (A)
4 Wigley, CB (A)
6 Worthington, S (A)
7 Fisher, DB (A)
9 Javier, DT (A)
15 Graham, PK (C)
29 Hudson, CB/ST (A)
56 Franke, DL (C)

2016 COLORADO SCHEDULE & RESULTS (10-4, 8-1 Pac-12)

						2016			
Date	CU*	Opponent	Opp*	TV	Result/Time	Record	Series	This-N-That	or '15 rewind
Sept. 2	NR	Colorado State (N; Denver)	NR	ESPN	W 44-7	7-6	64-22-2	Liufau returns from Lisfranc injury with 384 yards/TO; defense holds CSU to 225	
SEPT. 10	RV	IDAHO STATE	NR	PACMT	W 56-7	2-9	1- 0-0	CU scores on 7 of first 8 possessions en route to a record 49-0 lead at the half	
Sept. 17	RV	at Michigan	4	BTN	L 28-45	10-3	1- 4-0	Bufs sprint out to 21-7 lead but injuries, Jabrill Peppers help Michigan rally	
Sept. 24	NR	✚ at Oregon	RV	PAC12	W 41-38	4-8	9-12-0	CU snaps 6-game losing streak to the Ducks, CU's second Pac-12 opener win	
OCT. 1	RV	✚ OREGON STATE (FW)	NR	PAC12	W 47-6	4-8	4- 5-0	Largest margin of victory in a league game in 24 years; best start (4-1) since '05	
Oct. 8	21	✚ at Southern California	RV	PAC12	L 17-21	10-3	0-11-0	USC leads 14-0 at half, CU ties game in fourth but Trojans fend off comeback	
OCT. 15	RV	✚ ARIZONA STATE (N; HC)	RV	PAC12	W 40-16	5-7	1- 7-0	Bufs finally break through against Sun Devils, rush for 315 yards and 5 TDs	
Oct. 22	RV	✚ at Stanford	RV	PAC12	W 10-5	10-3	4- 6-0	CU's fifth win the last 50 years with 13 or fewer points; snaps SU 4-game streak	
NOV. 3	21	✚ UCLA (N)	NR	FS-1	W 20-10	4-8	3- 9-0	Bufs win defensive battle, hold Bruins to 210 yards in first win in series since '03	
Nov. 12	16	✚ at Arizona (N)	NR	FS-1	W 49-24	3-9	14- 5-0	A 28-0 run over 20-minute span jumps score from 14-10 to 42-10 late in 3rd Qtr	
NOV. 19	12	✚ WASHINGTON STATE	20	FOX	W 38-24	8-5	6- 4-0	Liufau rolls up 453 total yards as CU outscores WSU 17-0 over final 16 minutes	
NOV. 26	9	✚ UTAH (N)	21	FOX	W 27-22	9-4	32-28-3	Win clinches Pac-12 South title; last six games in series decided by 32 points	
Dec. 2	9	Washington (N)	4	FOX	L 10-41	12-2	5-10-1	Three 3Q INTs help UW break open a 14-7 game; Liufau injured but returned	
Dec. 29	11	Oklahoma State (N; Alamo Bowl)	13	ESPN	L 8-38	10-3	26-20-1	OSU slowly pulls away, taking advantage of CU injuries in secondary	

(KEY: *—AP rank at time of game; ✚—Pac-12 Conference game; ◆—Pac-12 Championship game N—Night game; HC—Homecoming; FW—Family Weekend.)

TICKET UPDATE

As of Sept. 5, Colorado has sold **20,551** public season tickets and **11,392** student passes for a total of **31,943**; that's tracking well ahead of last year's final numbers (18,011, 9,890). For the Rocky Mountain Showdown, **27,464** public tickets were sold, thus with the student number of 11,395 at the time, CU moved **38,859**; 26 percent of CU's season ticket holders opted out of the Denver game in exchange for another game in Boulder. The increase of 2,515 season tickets over last year's total represents the sixth-largest increase from one year to the next since records are available dating back to World War II:

10,885.....	27,989 (1972)	17,104 (1971)	3,865.....	31,331 (1976)	27,466 (1975)
6,963.....	26,331 (1990)	19,368 (1989)	2,798.....	19,083 (1986)	16,285 (1985)
5,534.....	25,172 (2011)	19,638 (2010)	2,540.....	20,551 (2017)	18,011 (2016)

As for the student pass count, it's the largest since the maximum of 12,500 were sold for the 2008-09 and 2009-10 athletic seasons.

THE SCHEDULE ... THEN AND NOW

CU's home opener follows the CSU game against Texas State (Noon on Sept. 9), the first-ever meeting between the two and then the Buffaloes will close out non-league play in Boulder with the first game against Northern Colorado since 1934 (Noon, Sept. 16). Texas State replaced San Jose State on the schedule (who asked out in 2015) and that was after the Spartans had replaced Arizona State once CU joined the Pac-12 in 2011; UNC replaced a scheduled home game against Oregon for the same reason. Thus, Colorado's original 2017 non-conference schedule was: CSU in Denver, ASU in Tempe and Oregon in Boulder.

In the past week, some have taken shots at what schools are paying for one-time visits, either Group of 5 schools playing at Power Five schools, or FCS opponents lining up against FBS teams. If they did any homework at all, they would know that this is now what the market is commanding. What the Buffs are paying TXST and UNC to visit Boulder isn't anywhere near what others are shelling out. A sampling of some of this year's payments:

Group of 5 / Power 5

Louisiana-Monroe at Auburn -- \$1.4 million
 New Mexico State at Arkansas -- \$1.35 million
 Nevada at Northwestern -- \$1.3 million
 Fresno State at Washington -- \$1 million
 Wyoming at Iowa -- \$1 million
 Middle Tennessee State at Syracuse -- \$950,000
 North Texas at Iowa -- \$900,000
 Texas State at **Colorado** -- \$900,000
 Eastern Michigan at Rutgers -- \$860,000

*New Mexico State at Arizona State -- \$800,000

(*—contract signed in 2011)

Group of 5 / Power 5

Northern Colorado at Florida -- \$625,000
 Howard at UNLV -- \$600,000
 Delaware State at West Virginia -- \$500,000
 North Dakota at Utah -- \$450,000
 Morgan State at Rutgers -- \$350,000
 Northern Colorado at **Colorado** -- \$350,000
 Idaho State at Nevada -- \$300,000

COLORADO VS. FCS OPPONENTS

Prior to 2006, Colorado was one of eight FBS programs who had never played down a division. Montana State in 2006 was the first FCS program that CU faced and since the Buffaloes have played a total of six games against programs from that division and will play a seventh when UNC visits Boulder on Sept. 16. The history:

Date	Opponent	Score	Attendance	Total Offense	Rushing Offense	Passing Offense	Turnovers
Sept. 2, 2006	Montana State	L 10-19	45,513	MSU 288, CU 216	CU 106, MSU 50	MSU 288, CU 110	CU 1, MSU 0
Sept. 6, 2008	Eastern Washington	W 31-24	46,417	CU 351, EWU 350	CU 90, EWU 47	EWU 303, CU 261	EWU 3, CU 2
Sept. 8, 2012	Sacramento State	L 28-30	46,843	SS 466, CU 341	SS 154, CU 153	SS 312, CU 188	CU 0, SS 0
Sept. 7, 2013	Central Arkansas	W 38-24	35,168	CU 425, CA 340	CU 84, CA 60	CU 341, CA 280	CU 4, CA 4
Sept. 26, 2015	Nicholls State	W 48-0	37,302	CU 636, NS 166	CU 358, NS 126	CU 278, NS 40	NS 3, CU 1
Sept. 10, 2016	Idaho State	W 56-7	39,505	CU 597, ISU 96	CU 262, ISU 29	CU 335, ISU 67	CU 1, ISU 1

GAME-BY-GAME STARTERS (2017)

Here are CU's starters for the 2017 season (**bold** indicated first career start):

OFFENSE	WR (X)	WR (Z)	WR (H)	LT	LG	C	RG	RT	TE	QB	TB
Colorado State	Bobo	Fields	Ross	Kaiser	Kough	Huckins	Lynott	Haigler	MacIntyre (WR)	Montez	Lindsay
DEFENSE	OLB	LDE	NT	RDE	OLB	JLB	MLB	LCB	SS	FS	RCB
Colorado State	McCartney	Jackson	Edwards	Mulumba	Hasselbach	Lewis	Gamboa	Oliver	Moeller	Laguda	Udoffia

(N)—Nickel back. **CONSECUTIVE STARTS**—Gamboa 26, Fields 18, Ross 16, Laguda 15, Lynott 15. **CAREER STARTS**—Fields 35, Gamboa 26, Irwin 26, McCartney 25, Kough 24, Ross 21, Moeller 20, Lindsay 19. **PLAYER PARTICIPATION** (dressed/played): Colorado State 91/54.

INJURY REPORT

The injury report for the Buffs as of September 4 the list only contain players out for an extended period of time, those lost for the season or updates on those previously discussed by the head coach:

Pos	Player	Injury	Notes	Status/TXST
TB	Kyle Evans	hip	suffered a hip dislocation in 3/10 scrimmage; surgery on March 12 (rehab was well ahead of schedule)	QUESTIONABLE
S	Nick Fisher	hamstring	strained early in fall camp	DOUBTFUL
OLB	Shamar Hamilton	knee	surgery; out for the season	OUT
WR	Jaylon Jackson	ankle	suffered a fracture and ligament damage in the 8/05 scrimmage; had successful surgery to repair but it out for the season	OUT
TE	Dylan Keeney	back spasms	endured all of spring drills but was able to practice most days; limited to non-practice rehab at present	OUT
OL	Kolter Smith	heart	has had palpitations, underwent a cardiac procedure Aug. 8, easing back into things	OUT

HIPAA: The players listed above have signed waivers for their injury information to be released/discussed with the media.

D.J.'s DEBUT

New Colorado defensive coordinator **D.J. Eliot** joined some fine as well as rare company after the Buffaloes held Colorado State to just 3 points in his first game overseeing the CU defense. That was some 55 points fewer than the Rams scored in their opener in a 58-27 win over Oregon State). Since the defensive coordinator position evolved in the late 1960s, the three points by CSU tied for the fewest point Colorado has allowed in the first game of a new DC. Take a look:

FIRST GAME AS DC / FEWEST POINTS ALLOWED

Pts	Defensive Coordinator	Date	Opponent	(Score)	Plays	Yards	Avg.
3	Mike Hankwitz	Sept. 10, 1988	vs. Fresno State	(CU, 45-3)	60	177	2.95
3	D.J. Eliot	Sept. 1, 2017	vs. Colorado State in Denver	(CU, 17-3)	80	397	4.96
7	Don James	Sept. 21, 1968	vs. Oregon	(CU, 28-7)	53	191	3.60
7	A.J. Christoff	Sept. 2, 1995	at Wisconsin	(CU, 43-7)	67	297	4.43
10	Dan Radakovich	Sept. 9, 1972	vs. California	(CU, 20-10)	85	377	4.44
10	Lou Tepper	Sept. 7, 1995	vs. Colorado State	(CU, 23-10)	63	290	4.60

Eliot's Buffs were one of 11 schools in the first full weekend of college football play to allow three or fewer points (one of four to hold FBS opponents to three or less). There were eight teams that posted shutouts (including Washington State from the Pac-12) and the other three who gave up only a field goal.

THE HEAVENS

The solar eclipse on August 21 was all the rage; for those wondering, the Buffaloes are **86-55-3** when any part of the United States has been fortunate to view a **total** eclipse of the sun (not partial or annular; 1-0 this year). Those previous years were 1900, 1918, 1923, 1925, 1932, 1943, 1945, 1954, 1959, 1963, 1970, 1972, 1979, 1990 and 1991.

➤ Colorado is also **38-15** when Haley's Comet is visible from Earth (1910-11-12, 1985-86-87), opening at 20-0.

THIS WEEK'S BUFFALO HISTORICAL NOTE / 1972

Thirty-five years ago, in week two of the 1982 season (Sept. 18 to be exact), the Buffaloes got into the win column in the **Bill McCartney** Era with a 12-0 win against Washington State. Colorado lost the '82 opener in the rain at home to California, 31-17, with **Joe Kapp** making his debut as head coach of the Bears and spoiling Mac's in Boulder. The defensive battle saw the teams combine for 16 punts and just 443 yards (261 by CU, 182 by Washington State and just 95 total passing yards); it was CU's first shutout since a 23-0 win over Kansas State in 1977 (the third of that season, no less) and first road win in three years. The 182 yards were the fewest allowed in a game since late in the '79 season as well, the effort aided by a Buff defense that forced four turnovers. **PK Tom Field** accounted for all 12 of CU's points on four field goals – successful kicks from 31, 39, 44 and 24 yards – and was named the Big Eight Offensive Player of the Week for his efforts. CU led 3-0 after the first quarter and 9-0 at halftime; **TB Lee Rouson** led CU's ground game (22 carries for 97 yards), with the late **ILB Ray Cone** leading the defense with 19 tackles.

PRESEASON ALL-PAC 12 CONFERENCE

SN J.T. BALE (fourth-team: *Athlon Sports*)
WR BRYCE BOBO (third-team: *Phil Steele's College Football*)
WR SHAY FIELDS (first-team: *Athlon Sports*; second-team: *Lindy's College Football*; *Phil Steele's College Football*; *collegesportsmadness.com*)
OT JEROMY IRWIN (first-team: *Lindy's College Football*, *Phil Steele's College Football*, *collegefootballnews.com*; second-team: *Athlon Sports*; *collegesportsmadness.com*)
KR ANTHONY JULMISSE (fourth-team: *Athlon Sports*)
P ALEX KINNEY (third-team: *Lindy's College Football*)
OG GERRAD KOUGH (third-team: *Phil Steele's College Football*)
S AFOLABI LAGUDA (third-team: *Athlon Sports*; fourth-team: *Phil Steele's College Football*)
TB PHILLIP LINDSAY (first-team: *Athlon Sports* (at all-purpose); second-team: *Lindy's College Football*; *Phil Steele's College Football*; *collegesportsmadness.com*)
OG TIM LYNOTT, Jr. (third-team: *Athlon Sports*; fourth-team (at C): *Phil Steele's College Football*)
WR JAY MACINTYRE (third-team: *Lindy's College Football* (at all-purpose))
S RYAN MOELLER (fourth-team: *Athlon Sports*)
CB ISALIAH OLIVER (second-team: *Athlon Sports*; *Phil Steele's College Football*; *collegesportsmadness.com*)
PR ISALIAH OLIVER (second-team: *Phil Steele's College Football*; third-team: *collegesportsmadness.com*; fourth-team: *Athlon Sports*)

BUFFALOES ON NATIONAL AWARD LISTS

(WATCH LISTS/OFFICIAL NOMINATIONS)

Maxwell Award (national player of the year): **TB Phillip Lindsay** (one of 85 players on official watch list)
Biletnikoff Award (top receiver): **WR Shay Fields**, **WR Devin Ross** (two of 45 players on official watch list)
CFPA National Performer of the Year (CFB performance awards): **TB Phillip Lindsay** (one of 36 players on preseason watch list)
Earl Campbell Tyler Rose Award (most outstanding offensive player with ties to state of Texas): **QB Steven Montez** (one of 45 on the official watch list)
Paul Hornung Award (most versatile player): **TE/DE George Frazier** (one of 46 players on official watch list)
Lott IMPACT Trophy (character & performance/defensive player): **OLB Derek McCartney** (one of 42 players on official watch list)
Doak Walker (top running back): **TB Phillip Lindsay** (one of 61 players on official watch list)
Danny Wuerffel Award (athletic, academic & community achievement): **OLB Derek McCartney** (one of 109 players on official watch list)
Senior Bowl Watch List: **WR Bryce Bobo**, **WR Shay Fields**, **OG Gerrad Kough**, **S Afolabi Laguda**, **TB Phillip Lindsay**, **OLB Derek McCartney**, **WR Devin Ross**.

NATIONAL TOP 100 PLAYER/COACH RATINGS

Head Coaches: Mike MacIntyre (No. 28, *newarena.com*)
Centers: Tim Lynott, Jr. (No. 30, *Phil Steele's College Football*)
Offensive Guards: Gerrad Kough No. 42, *Phil Steele's College Football*)
Inside Linebackers: Rick Gamboa (No. 33, *Phil Steele's College Football*)
Offensive Tackles: Jeromy Irwin (No. 23, *Phil Steele's College Football*)
Outside Linebackers: Derek McCartney (No. 55, *Phil Steele's College Football*)
Quarterbacks: Steven Montez (No. 42, *Athlon Sports*)
Running Backs: Phillip Lindsay (No. 19 *Lindy's College Football*; No. 28, *Phil Steele's College Football*; one of eight honored by Columbus Touchdown Club)
Wide Receivers: Shay Fields (No. 15, *Lindy's College Football*; No. 41, *Phil Steele's College Football*)

PAC-12 PLAYER RATINGS

collegefootballnews.com (overall top 30): Phillip Lindsay (No. 11), OT Jeromy Irwin (No. 24)

NATIONAL UNIT RATINGS

Defensive Backs: No. 41 (*Phil Steele's College Football*)
Offensive Line: No. 49 (*Phil Steele's College Football*)
Running Backs: No. 20 (*Phil Steele's College Football*)
Wide Receivers: No. 2 (*Lindy's College Football*, *Phil Steele's College Football*), No. 5 (*Athlon Sports*)

PRESEASON TEAM RANKINGS

Publication	National	P-12 South	Publication	National	P-12 South	Publication	National	P-12 South
Cap Heresy	No. 23	2nd	Phil Steele's College Football	*No. 40	4th	Street & Smith's	3rd
USA Today/Coaches Poll	No. 27	...	CompughterRankings.com	No. 40	3rd	Arena Fanatic	3rd
DRatings.com	No. 29	3rd	Lindy's Pac-12 Football	No. 41	4th	Game Plan Magazines	3rd
Gold Sheet	No. 33	4th	CollegeFootballPoll.com	No. 43	3rd	Pac-12 Summer Media Poll	4th
Athlon Sports	No. 34	3rd	CBSSports.com	No. 43	4th			
Sports Formulator	*No. 34	6th	USA Today	No. 52	4th			
Associated Press	No. 35	...	Collegefootballnews.com	No. 74	5th	Simplified Football	6th
collegesportsmadness.com	No. 38	4th	McIlce Sports	2nd	*—power ranking.		

SERIES HISTORY—CU vs. TEXAS STATE

There is none ... this will be the first meeting, and the only one on the books at that. The Bobcats were available to fill a late opening on CU's 2017 schedule less than two years ago after San Jose State backed out.

CU-COLORADO STATE BY THE NUMBERS

Here's a look at some numbers-related trivia, or lack thereof, in the Colorado-Texas State series:





- 0** The number of games in the CU-Texas State series ... football and men's basketball;
- 3** The number of games between the schools in women's basketball—CU leads, 2-1, with the last meeting in 2010 (they split a home-and-home in '91-92);
- 813** The number of miles as the crow flies between Boulder, Colo., and San Marcos, Texas.

CONFERENCE CALL

- ➔ **Colorado** is **3-0** all-time versus current Sun Belt Conference schools, owning a 2-0 mark against Louisiana-Monroe and a 1-0 record against New Mexico State; the Buffs have outscored the opponent in those three games by 153-27.
- ➔ **Texas State** is **0-0** all-time versus Pac-12 Conference schools, as it joined FBS/Division I in 2012.

TALE OF THE TAPE / COLORADO – TEXAS STATE

Here's a comparative look between **Colorado** and **Texas State** in both general areas as well as several statistical categories one week into the 2017 season (NCAA/national rankings, if applicable, are in parenthesis):

 			 		
Category	Colorado	Texas State	Category	Colorado	Texas State
Overall Record	1-0	1-0	Third Down Conversion Offense	50.0 (31)	28.6 (101)
Streak	Won 1	Won 1	Third Down Conversion Defense	50.0 (99)	14.3 (12)
vs. AP Ranked Teams (at time of game)	0-0	0-0	Fourth Down Conversion Offense	0.0 (1)	0.0 (1)
Non-Conference Record	1-0	1-0	Three & Outs on Defense	2 (--)	-- (--)
Alumni On NFL Rosters (as of Sept. 4)	13	3	Quarterback Sacks By	2.00 (43)	6.0 (3)
Rushing Offense	143.0 (77)	155.0 (66)	Quarterback Sacks Allowed	5.0 (116)	0.0 (1)
Average Per Rush	3.8	3.8	Net Punting	41.0 (41)	42.83 (24)
Passing Offense	202.0 (82)	135.0 (111)	Punt Returns	0.0 (89)	6.0 (55)
Completion Percentage	72.4 (20)	64.3 (46)	Punt Return Yardage Defense	0.0 (10)	-4.0 (2)
Average Per Attempt	7.0	4.8	Kickoff Returns	-- (--)	0.0 (--)
Passing Efficiency	128.51 (75)	97.64 (106)	Kickoff Return Yardage Defense	0.0 (1)	21.20 (83)
Total Offense	345.0 (92)	290.0 (101)	Penalties Per Game	7.0 (69)	7.0 (69)
Average Per Play	5.0	4.2	Penalty Yards Per Game	59.0 (73)	70.0 (92)
Scoring Offense	17.0 (102)	20.0 (98)	Turnovers Gained	3 (11)	1 (67)
Rushing Defense	88.0 (46)	59.0 (22)	Turnovers Lost	2 (69)	2 (62)
Average Per Rush	2.7	1.5	Turnover Margin	+1.00 (27)	-1.00 (82)
Passing Defense	309.0 (101)	199.0 (56)	Interceptions	2 (9)	0 (--)
Completion Percentage	51.1	61.8	Red Zone Scoring Percentage (Offense) ..	00.0 (--)	7.50 (87)
Average Per Attempt	6.6	5.9	Red Zone Scoring Percentage (Defense) ..	88.0 (46)	66.7 (41)
Pass Efficiency Defense	97.78 (41)	110.93 (55)	Time of Possession	28:43 (76)	28:45 (75)
Total Defense	397.0 (76)	258.0 (33)	Strength of Record (ESPN)	57	97
Average Per Play	5.0	3.5	Schedule Strength (USA Today/Sagarin) ...	62	212
Scoring Defense	3.0 (9)	11.0 (31)			

IN COLORADO BUFFALO HISTORY: SEPTEMBER 9

Colorado is **4-2** all-time on **September 9**, having first played on the date in **1972** when the Buffs opened as the No. 2 in the nation in the Associated Press poll, its highest preseason ranking ever. CU defeated California 20-10 that year, and won the next three times it played on the date. **1978**—The Buffs defeated Oregon 24-7 in the season opener, the first of five straight games the Buffs allowed seven points in opening 5-0. **1989**—The first of two meetings with CSU on the date, as the Buffs won 45-20 en route to an 11-0 regular season record. **1995**—In the first home game of the Rick Neuheisel Era at Colorado, the Buffaloes easily defeated the Rams, 42-14, with the game featuring the longest non-scoring pass in school history, an 89-yard play from Koy Detmer to Herchell Troutman. **2000**—The Buffs lost 17-14 at USC, as the No. 11 Trojans won on a 24-yard David Newberry field goal with 13 seconds left. **2006**—In one of the lowest scoring, least combined total offense (okay, perhaps boring) games in a long time between CU and CSU, the Rams win in Denver, 14-10. The teams combined for 394 yards of offense (CSU 248, CU 146). Colorado took a 7-0 lead on a 3-yard TD run by Bernard Jackson, and then went ahead again, 10-7, on a 40-yard Mason Crosby field goal. Caleb Hanie's 5-yard TD pass to Kory Sperry put the Rams ahead with 4:07 left in the first half, but that closed the scoring. The Buffs had just four second half possessions, driving into CSU territory just once.

SEPTEMBER 9 COLORADO MVP: Eric Bieniemy. In the 45-20 win over Colorado State in 1989, he had 23 carries for 156 yards and three touchdowns, including a 44-yard run in the second quarter to tie the game at 14-14, and a 6-yard run just before halftime that put the Buffs ahead for good at 24-17. Darian Hagan added 103 yards on 14 tries as CU had 452 yards rushing, then the eighth most in a single game in school history (still stands as the 10th highest total).

2017 MAJOR RULE CHANGES

The NCAA football rules committee recommended a very small number of changes for the 2017 season (all approved earlier this year by the Playing Rules Oversight Panel (PROP)). Because 2017 is the "off year" for changes, the committee was limited to making rules that directly impact the safety of the players:

Horse Collar Tackle

The nameplate area of the jersey is added to the inside collar of the shoulder pad and jersey as places where it is illegal for a tackler to grab a ball carrier and immediately pull him to the ground. The committee recognizes that on occasion a tackler grabs the nameplate area and jerks the ball carrier down, with the same effect as if his grip was on the collar.

Leaping and Hurdling

No defensive player who runs forward from beyond the neutral zone may leap or hurdle in an obvious attempt to block a field goal or try. Before this change, a player committed a foul only if he landed on another player. This year, the committee took note of some players being injured in making these moves when trying to block a place kick, so the change is an attempt to take this leaping and hurdling action out of the game.

Point of Emphasis - Game Length

Length of games is a topic under active discussion among many in college football. The NCAA football rules committee has also been looking at this, as game times have crept up over the last several years.

Since 2008, when games at the FBS level averaged three hours and nine minutes, game time on average in 2016 stretched to three hours and 22 minutes, an increase of 13 minutes. Of course, this is an average that washes out a lot of detail. But it is

clear that with a growing number of teams running high-powered offenses that generate more plays and more touchdowns, the overall length of games has naturally gone up.

In discussing this trend, the rules committee has not settled on an optimum game length. But the general sense is that times as long as three and a half hours would not be good for the game. As the committee seeks ways to deal with this, there is little support for making rules changes that would take plays out of the game. And so it will look for ways to manage the length of the game by addressing how to manage the dead-ball times. Officials are charged with the responsibility of being efficient in handling dead-ball intervals and plays where the game clock stops, such as incomplete passes.

One point of emphasis for the officials this year will be to have better control of the length of halftime. By rule the halftime is 20 minutes, but there are often some delays in starting the countdown. Also, current rules allow the schools to mutually agree that the halftime will be longer than 20 minutes. One small but perhaps significant editorial change for 2017 is this: the teams will be allowed to agree on a shorter halftime, but they may not make it longer than 20 minutes. And the referees are being instructed to start the 20-minute halftime countdown as soon as the first half ends, per the language of the rule. The hope is that these steps will halt the trend for longer game times.

AND SPEAKING OF GAME LENGTHS

The Pac-12 will experiment in the non-conference season with a few shortened commercial breaks (a full 60 seconds cut from the quarter breaks), kickoff times 1 minute past the hour (instead of 7) and halftimes cut from 20 to 15 minutes; all these experiments will take place in games on the Pac-12 Networks. The **CU-Texas State** game will have a reduced commercial formay, while the **CU-Northern Colorado** game will tryout the 15-minute halftime.

BALE NOW A FORMER WALK-ON

After practice on August 30, sophomore long snapper **J.T. Bale** was awarded with scholarship by head coach Mike MacIntyre. Bale, who hails from La Mirada, Calif., made every long snap last season for the Buffs as a redshirt freshman. "I'm really excited about J.T.," MacIntyre said. "He's done an excellent job here, he's done well in school. Last year he made every long snap for us and did really well. He's earned it and he'll use it well, I know."

CU TO RETIRE THE LATE RASHAAN SALAAM'S NUMBER 19

CU announced on August 25 that it will retire uniform number 19 after this season to honor the late **Rashaan Salaam**, as the announcement took place Friday at the school's annual football kickoff luncheon hosted by the Boulder Chamber of Commerce. Salaam, the Heisman Trophy and Doak Walker Award winner for the 1994 season, was also a unanimous All-American and the Walter Camp National Player of the Year after having one of the best individual seasons in college football history. He tragically took his own life last Dec. 5 in Boulder at the age of 42.

A 6-foot-1, 215-pound tailback who played 8-man football at San Diego's La Jolla Country Day School, he would become just the fourth player at the time to gain 2,000 yards rushing in a season, when schools generally played an 11-game schedule and the NCAA did not count bowl statistics into season totals. He ran for 2,055 yards in averaging 6.9 yards per carry, doing so even though he did not play in five fourth quarters and on two other occasions, he played only briefly in the third quarter; over half of the yards (1,040) came against ranked opponents. He led the nation in rushing, scoring (24 TDs / 144 points) and all-purpose yards (2,349) and reeled off nine consecutive 100-yard games, including four 200-plus yard games. All the aforementioned set and remain school records.

Three numbers previously have been retired in CU's 127-year football history: No. 24 worn by quarterback/halfback **Byron White** in 1936-37 (he wore No. 8 in 1935); No. 67 worn by guard/linebacker **Joe Romig** (1959-61); and No. 11 worn by quarterback/tailback **Bobby Anderson** (1967-69). Anderson's was the last to be retired, done so at halftime of CU's 1970 spring game and right after he had been drafted in the first round by the Denver Broncos. Currently, senior tailback **Michael Adkins II** adorns the number, thus will be the last to wear it before it is permanently placed out of service in honor of Salaam.

He won the first (and only) Heisman Trophy in Colorado history, claiming the 60th annual award as a junior, and declared early for the National Football League Draft. He was a first round pick by Chicago (21st overall) and would play three seasons for the Bears (1995-97), winning the NFC Rookie-of-the-Year honor in 1995 when he rushed for 1,074 yards and 10 TDs. Knee and ankle injuries would eventually shorten his pro career. He was inducted into CU's Athletic Hall of Fame in 2012.

STATISTICS	RUSHING						RECEIVING					
	Season	G	Att	Yards	Avg.	TD	Long	No.	Yards	Avg.	TD	Long
1992	7	27	158	5.9	1	49		1	0	0.0	0	0
1993	9	161	844	5.2	8	36		13	118	9.1	0	18
1994	11	298	2055	6.9	24	67t		24	294	12.3	0	41
Totals	27	486	3057	6.3	33	67t		38	412	10.8	0	41

ADDITIONAL CAREER STATISTICS—Kickoff Returns: 1-13, 13.0 avg., 13 long.

MONTEZ CONNECTION TO CAREER HIGHS

An interesting note from quarterback Steven Montez's time on the field last year is that three wide receivers all had career-highs in games that he started. **Devin Ross** started the trend in Montez's first career start at Oregon when he caught seven passes for a personal-best 153 yards and one touchdown. The next week versus Oregon State, it was **Shay Fields** who went for a career-high 169 yards receiving and three touchdowns, which tied the CU record for most TD receptions in a game (all were in the first half, a new school record for TD catches in a half). In Montez's third and final start at USC, **Bryce Bobo** caught a career-high 10 passes. Eight of those were from Montez, as Liufau did complete two passes to Bobo in his limited action in the second quarter when Montez went down briefly with a minor injury.

MORE MONTEZ – SOME 2016 ANALYSIS

Analyzing Steven Montez's numbers in his three starts last season, he threw for 274.3 yards per game, completed 67.7 percent of his passes (67 of 99) and had seven TDs against three interceptions. Shay Fields was his most productive receiver with 19 receptions for 288 yards and four TDs on passes from Montez. Bryce Bobo caught 16-of-28 pass attempts from Montez that went for 154 yards and two touchdowns while Devin Ross caught 15-of-30 balls thrown his way by Montez for 211 yards and one touchdown. Phillip Lindsay had the highest percentage of catches in passes from Montez, an obvious feat coming out of the backfield, as he caught 14-of-17 balls for 153 yards.

QB EXPERIENCE

As one would imagine with QB Sefo Liufau making 40 career starts over the past four seasons, the Buffaloes don't have a lot of "starts" by other players at the position. But research by our friends in Temple's SID department shows that CU ranks only 16th nationally in the fewest starts made by players returning at the position – 3 (all by sophomore Steven Montez). But he did appear in 11 games including the Alamo Bowl, and in his first career start was the first player in school history to run for 100 yards and pass for 300. A look nationally (games—total number of games played by returning quarterbacks, includes transfers):

School	Games	Starts	School	Games	Starts	School	Games	Starts
Texas State	0	0	Rice	5	1	Mississippi	12	3
Georgia Southern	2	0	Louisiana Tech	7	1	Texas A&M	13	3
UAB	5	0	Minnesota	8	1	Pittsburgh	20	3
Tulsa	7	0	Georgia Tech	16	1	Michigan State	26	3
Old Dominion	10	0	Southern Miss	4	2	Kansas	10	4
Temple	11	0	Navy	5	2	Nevada	12	4
Iowa	15	0	Maryland	15	2			
Louisiana-Lafayette	16	0	Colorado	11	3			

STATISTICALLY SPEAKING

Here's where the Buffs ranked statistically in select categories in the Pac-12 and the NCAA for the 2016 season (Pac-12/NCAA stats include bowl games):

TEAM

Pac12	NCAA	Category	Stat	Pac12	NCAA	Category	Stat	Pac12	NCAA	Category	Stat
8th	56th	RUSHING OFFENSE	182.6	6th	44th	RUSHING DEFENSE	148.9	5th	38st	PUNT RETURNS	9.7
8th	47th	PASSING OFFENSE	254.5	2nd	20th	PASSING DEFENSE	193.6	5th	32nd	KICKOFF RETURNS	22.8
6th	47th	TOTAL OFFENSE	437.1	2nd	19th	TOTAL DEFENSE	342.5	12th	118th	NET PUNTING	34.4
3rd	29th	3rd DOWN EFFICIENCY.....	44.3	2nd	14th	3rd DOWN EFF DEFENSE...	32.7	4th	32nd	TURNOVER MARGIN.....	+0.43
7th	51st	SCORING OFFENSE	31.1	3rd	20th	SCORING DEFENSE	21.7	6th	49th	TIME OF POSSESSION	30:50

INDIVIDUAL (Top 25 in conference or top CU leader; players must meet NCAA minimum of 75% of team's games; *—if had enough attempts to qualify)

Rushing	Pac-12	NCAA	Yds/Gm	Receptions	Pac-12	NCAA	No./Gm	Scoring	Pac-12	NCAA	Pts/Gm
Phillip Lindsay.....	5th	45th	89.4	Devin Ross.....	6th	67th	4.9	Phillip Lindsay.....	11th	71st	7.4
Rushing/Avg. Per Carry	Pac-12	NCAA	Yds/Gm	Shay Fields.....	16th	134th	4.0	Field Goal Pct.	Pac-12	NCAA	Pct.
Phillip Lindsay.....	9th	86th	5.13	Phillip Lindsay.....	18th	146nd	3.8	Chris Graham.....	8th	87th	66.7
Defo Liufau.....	13th	166th	2.99	Bryce Bobo.....	29th	191st	3.4	Field Goals	Pac-12	NCAA	FG/Gm
Passing Yards	Pac-12	NCAA	Yards	Receiving Yards	Pac-12	NCAA	Yds/Gm	Chris Graham.....	8th	87th	0.83
Sefo Liufau.....	8th	72nd	197.2	Shay Fields.....	7th	93rd	63.1	Quarterback Sacks.....	Pac-12	NCAA	Avg./Gm
Steven Montez.....	12th	114th	98.0	Devin Ross.....	13th	117th	56.2	Jimmie Gilbert.....	3rd	27th	0.77
Passing Efficiency	Pac-12	NCAA	Rating	Bryce Bobo.....	23rd	202nd	42.1	Forced Fumbles.....	Pac-12	NCAA	Avg./Gm
Sefo Liufau.....	7th	62nd	132.6	Yards Per Reception	Pac-12	NCAA	Yds/Gm	Jimmie Gilbert.....	2nd	3rd	0.43
Completion Pct.	Pac-12	NCAA	Rating	Shay Fields.....	8th	79nd	15.8	Fumbles Recovered.....	Pac-12	NCAA	Total
Sefo Liufau.....	5th	29th	62.7	Punting	Pac-12	NCAA	Avg.	Kenneth Olugbode.....	3rd	8th	3
Steven Montez.....	9th	64th	59.3	Alex Kinney.....	7th	63rd	41.3	Interceptions.....	Pac-12	NCAA	Avg./Gm
Total Offense	Pac-12	NCAA	Yds/Gm	Punt Returns	Pac-12	NCAA	Avg.	Tedric Thompson.....	1st	5th	0.50
Sefo Liufau.....	6th	60th	238.3	Jay MacIntyre.....	5th	28th	8.9	Passes Defended	Pac-12	NCAA	Avg./Gm
Steven Montez.....	12th	128th	119.0	Kickoff Returns	Pac-12	NCAA	Avg.	Ahkello Witherspoon.....	1st	1st	1.6
Phillip Lindsay.....	16th	163rd	89.4	Anthony Julmisse.....	9th	59th	22.4	Tedric Thompson.....	1st	1st	1.6
All-Purpose	Pac-12	NCAA	Yds/Gm	Touchdowns	Pac-12	NCAA	TDs	Tackles / Tackles For Loss			
Phillip Lindsay.....	6th	33rd	129.9	Phillip Lindsay.....	2nd	20th	17	<i>CU uses coaches' video; numbers do not</i>			
				Shay Fields.....	18th	145th	9	<i>matchprusinski@mail.ev1.net.</i>			

COLORADO IN THE POLLS – 2016 WEEK-BY-WEEK

A weekly look at where Colorado has placed weekly in each of the three major polls in 2017 (the College Football Playoff committee will first release its weekly rankings on Tuesdays beginning Oct. 31; RV—denotes received votes; number is place outside top 25):

Poll	PS	9/05	9/10	9/17	9/24	10/01	10/08	10/15	10/22	10/29	11/05	11/12	11/19	11/26	12/02	Final
Associated Press	RV (35)	RV (29)														
USA Today Coaches	RV (27)	RV (27)														
FWAA-NFF Super 16	---	RV	---	---												
CFP Committee Poll	N/A	---	---	---	---	---	---	---	---							

IN THE POLLS / SOME HISTORY

Colorado re-entered the national polls on October 2, 2016 for the first time in 11 years (since 2005), as the Buffaloes came in at No. 21 in the *Associated Press* (media) poll and No. 23 in the *USA Today Coaches* ballot; while it lasted for just the one week, it was the first appearance since November 6, 2005, when the Buffs were No. 21 in the coaches' ballot and No. 22 in the AP survey. However, the Buffs reappeared three weeks later for the remainder of 2016. The Buffs own the ninth longest streak of all-time, as from the 1989 preseason poll through the fifth week of 1997, CU had a run of **143** consecutive weeks in the AP poll. CU has now been ranked **302** times in its history, the 26th most all-time (Georgia Tech is 25th with 307), and has finished in the top four on four occasions, tied for 22nd most (the top four you say? ... the College Football Playoff includes the top four teams; only USC, with 12, has more than CU from the Pac-12).

45 WINS OVER AP RANKED TEAMS 20TH BEST SINCE '89

CU's 45 wins over *Associated Press* ranked teams since the start of the 1989 season (when the AP expanded to a top 25) are the 20th most in the nation in this time frame (28 seasons). Through games of Sept. 4, Alabama has the most (84), followed by Florida State (82), Ohio State (79), Florida (75), LSU (68), Michigan (68), Southern Cal (65), Oklahoma (64), Miami, Fla. (58), Tennessee (58), Auburn (53), Georgia (53), Oregon (53), Texas (53), UCLA (51), Notre Dame (50), Penn State (49), Washington (48), Nebraska (47), Clemson (46) and **Colorado (45)**. All-time, Colorado's **68** wins over ranked teams are the 23rd most in history. **Since 1989, CU has played the sixth most ranked teams in the nation (130, with a record of 45-83-2), trailing only Florida (145; 74-70-1), Alabama 141 (84-56-1), LSU (140; 68-72), Michigan 132 (68-64-2) and Ohio State 131 (79-49-3); the runner-up in wins, Florida State, has played 128; 82-46.**

- CU had lost **23** straight against ranked teams until defeating No. 23 Washington State, 38-24, in Boulder on Nov. 19; its previous win was against No. 17 Kansas in Boulder on Oct. 17, 2009 (CU, 34-30). CU's last win over a top 5 or 10 team was on Sept. 29, 2007 (a 27-24 win over No. 3 Oklahoma in Boulder).
- **Note:** ASU State was ranked No. 24 in the *USA Today/Coaches* poll when CU defeated it, 40-16; but all historical records are solely against those teams ranked by the AP.
- The Buffs have still lost **27** straight road games against ranked opponents, with the last win a 31-17 over UCLA at the Rose Bowl in 2002.

SWEET 16

Colorado held six opponents to **16** points or less in 2016, including four Pac-12 foes; it had been awhile since the Buffs have accomplished these feats. In fact, you have to go back to 1998, when CU held those same exact numbers (six and four) to 16 or fewer, except that the four league opponents were Big 12 Conference mates. The Buffs held seven teams overall to 16 or less in 1985 and 1991, and also held six teams to that in 1971, 1972, 1977, 1987, 19983 and 1998 (the best in the last 50 seasons is nine in 1967, when six Big 8 opponents were limited to 16 or less). Conference foes were held to 16 or less five times in 1985, 1993 and 1996.

FOLLOW UP: THE YEAR AFTER WINNING NATIONAL COACH OF THE YEAR HONORS

Looking at the previous eight national coaches of the year, they all came back with strong years to follow up their award-winning campaigns. The previous eight combined to win an average of 11 games the year after being named coach of the year, five finished the next season ranked inside the top 10 and two won national championships.

Year	Coach, School	Record the Following Year	Final Ranking the Next Season
2016	Mike MacIntyre, Colorado	TBD	TBD
2015	Dabo Swinney, Clemson	14-1	No. 1 (National Champions)
2014	Gary Patterson, TCU	11-2	No. 7
2013	Gus Malzahn, Auburn	8-5	No. 19
2012	Brian Kelly, Notre Dame	9-4	No. 20
2011	Les Miles, LSU	10-3	No. 14
2010	Chip Kelly, Oregon	12-2	No. 4 (Pac-12 Champions)
2009	Gary Patterson, TCU	13-0	No. 2
2008	Nick Saban, Alabama	14-0	No. 1 (National Champions)

LEWIS ON TOP OF WORKOUT WARRIOR LIST

College football reporter Bruce Feldman of Sports Illustrated for 15 years running now has compiled a list of the top workout warriors in the sport. He sets "out to showcase the guys who create some of the biggest buzz inside their programs by displaying the rare physical abilities that wow folks who are typically used to observing gifted athletes. He does a top 40 ranking and this year junior inside linebacker Drew Lewis appeared at No. 26 on the list. Feldman's write up:

The Buffaloes' cornerback Isaiah Oliver is a pretty good candidate for this list too as he excels for the Colorado track team, but I'm going with their 6-2, 220-pound inside linebacker. This spring Lewis broad jumped 10-10, which is better than any linebacker did at this year's NFL combine. He also power cleaned 345, second-most on the entire team, and squatted 435 for six reps. Lewis has quite the pedigree. His dad, Will, played CB in the NFL and CFL and is now the director of scouting for the Kansas City Chiefs. His uncle, Tim, was a standout DB at Pitt who was a first-round pick by the Green Bay Packers. Drew's older brother Ryan is a cornerback at Pitt now. He also has three cousins who played football at Pitt, including former NFL DB-turned-front office man-turned-ESPN analyst Louis Riddick.

LINDSAY LOOKING TO SHATTER RECORD

TB Phillip Lindsay recorded the seventh 100-yard game of his career in the first game of his senior season. He averaged 7.4 yards per carry in the game, which was his third highest average of any game where he has recorded five or more carries. He was one of 37 running backs in the opening weekend who averaged at least seven yards per carry in the opening weekend of the college football season. His 140 yards in the victory allowed him to move into 10th place on the Colorado all-time rushing record list, moving ahead of former Buff All-American Bobby Anderson (1967-69). Lindsay had 156 all-purpose yards in the season-opener, giving him 4,185 for his career and he is now just 167 yards out of second place and 644 from becoming CU's all-time leader in all-purpose yardage.

NCAA ACTIVE CAREER ALL-PURPOSE YARDS LEADERS

Player, School	Pos.	Rush	Rec.	INT	PR	KR	Total
Royce Freeman, Oregon	RB	4,296	700	0	0	0	4,996
Justin Jackson, Northwestern	RB	4,238	624	0	0	0	4,862
Ito Smith, Southern Miss.	RB	3,160	1,128	0	0	456	4,744
Larry Rose III, New Mexico St.	RB	3,678	675	0	0	0	4,353
Phillip Lindsay, Colorado	RB	2,436	838	0	0	1,077	4,351
Janarion Grant, Rutgers	WR	270	912	0	482	2,675	4,339
Jarvion Franklin, Western Mich.	RB	3,679	644	0	0	0	4,323
Arkeel Newsome, UConn	RB	1,695	937	0	0	1,623	4,255
Charles Nelson, Oregon	WR	264	1,250	5	302	2,173	3,994
Ralph Webb, Vanderbilt	RB	3,391	488	0	0	49	3,928

LINDSAY'S TOP RUSHING GAMES (sorted by highest average per carry)

Date	Opponent	Carries	Yards	TD	Avg/R	20+ Runs	10+ Runs
10/22/16	at Stanford	12	131	0	10.9	2	5
10/15/16	Arizona State	26	219	3	8.4	1	7
9/01/17	vs. Colorado State	19	140	1	7.4	1	5
11/08/14	at No. 21 Arizona	17	114	0	6.7	1	3
9/26/15	Nicholls State	17	113	2	6.6	2	3
11/12/16	at Arizona	25	119	3	4.8	1	4
11/19/16	No. 20 Washington State	31	144	2	4.6	1	4

FACT: MOST EXPERIENCED PASS CATCHERS

One of the hot topics this offseason was the depth the Buffs have at wide receiver. Just how deep is Colorado, not just at receiver but the overall passing game? Of the 267 completions last season, all but three passes were caught by players who are returning in 2017 (*reminder: CU's official statistics do not count bowl games*). In case you are curious what three receptions are gone off of last year's team, they were by Joey Hall (for a first down versus Idaho State), Chris Hill (a TD, also against Idaho State) and Sefo Liufau (14-yard reception on CU's first play of the Michigan game). That figure ties with Wake Forest for the fewest number of receptions lost from any of the 128 FBS programs. However, Wake Forest RB Tyler Bell, who caught two passes in 2016, tore an ACL during spring ball and is expected to miss the season to the injury. Take his numbers out and CU would have the lowest number of receptions lost.

FBS LEADERS IN TOTAL RECEPTIONS RETURNING FROM 2016

Rk., School	Total Rec. in '16	Rec. by players returning in '17	Pct. Returning	Receptions Lost
1. Colorado	267	264	.9896	3
1. Wake Forest	190	187	.9842	3
3. Georgia Tech	83	75	.9036	8
4. Vanderbilt	210	201	.9571	9
5. Troy	315	305	.9683	10
5. TCU	295	285	.9661	10

BIG PLAY SHAY LEADER OF THE PAC

Senior **WR Shay Fields** is the Pac-12's most experienced and productive receiver in a lot of areas. He has more career receptions and receiving yards than any other active player in the conference, is tied for the most career TD receptions and his 35 career starts are also tied for the most by anybody in the league, no matter what position they play. He is also climbing in the CU record books. He is ranked sixth in receptions (150), eighth in TD receptions (18) and 10th in receiving yards (2,007). **THE PAC-12 LEADERBOARD IN:**

Career Receptions

150 – Shay Fields, Colorado
 143 – Jamal Morrow (RB), WSU
 122 – *Darren Carrington II, Utah
 117 – Robert Lewis, WSU
 103 – Dante Pettis, Washington

Career Receiving Yards

2,046 – *Darren Carrington II, Utah
 2,007 – Shay Fields, Colorado
 1,580 – Dante Pettis, Washington
 1,568 – Jordan Villamin, Oregon State
 1,254 – Robert Lewis, WSU

Career Touchdown Receptions

18 – Shay Fields, Colorado
 17 – Dante Pettis, Washington
 16 – Darren Carrington II, Utah
 13 – Charles Nelson, Oregon
 12 – Jordan Villamin, Oregon State

Most Starts By Pac-12 Returnees

35 – WR Shay Fields, Colorado
 35 – RB Royce Freeman, Oregon
 35 – OL Cole Madison, WSU
 34 – OL Jacob Alsadek, Arizona
 33 – DL Tashon Smallwood, ASU
 33 – OG Viane Talamaivao, USC
 33 – DL Eddie Vanderdoes, UCLA

*—Carrington's numbers include his time at Oregon (he is a graduate transfer to the Utes this fall).

MORE FIELDS

A true deep threat, WR Shay Fields has nine career plays of 50 yards or longer (seven of which are over 60 yards); that places him second in the NCAA among active leaders. Only Oklahoma State's James Washington has more with 10. A closer look at the FBS active career leaders with 50-plus yard receptions:

11 – James Washington, Oklahoma State	6 – Christian Kirk, Texas A&M	5 – Josh Malone, Tennessee
9 – Shay Fields, Colorado	6 – Anthony Miller, Memphis	5 – Clinton Lynch, Georgia Tech
9 – Cody Thompson, Toledo	6 – Allenzae Staggers, Southern Miss	5 – Demetris Robertson, California
7 – Devonte Boyd, UNLV	6 – Jester Weah, Pittsburgh	
7 – Richie James, Middle Tennessee	5 – Jamire Jordan, Fresno State	

30-YEAR OLD FRESHMAN

PK James Stefanou is the oldest freshman in the FBS this season, and the second oldest player overall; he signed with the Buffs on March 14 and came to the United States from Australia this summer, arriving in July. He comes from a soccer background in Australia where he has elite level experience as a defender. He represented Australia on its U19 team, a youth progression team that is the feeder squad to the Olympic team. He also played professionally, most notably in two stints for South Melbourne FC, first from 2005-06 before he signed again with them in 2010. Stefanou got into football by training periodically over the past six years at ProKick Australia, an academy developed to assist in the transition to American football by providing the fundamentals of punting and kicking. Alumni of the academy include the last four Ray Guy Award Winners; Tom Hornsey of Memphis in 2013, Tom Hackett of Utah in 2014 and 2015 and Mitch Wishnowsky of Utah in 2016.

Age	Name, School	Position	Class	Birthdate	Hometown
30	Derrick Mitchell, Western Michigan	Punter	Jr.	1/5/87	Paw Paw, Mich. (played 10 seasons of minor league baseball)
30	James Stefanou, Colorado	Placekicker	Fr.	4/15/87	Melbourne, Australia (played 10 seasons of professional soccer)
29	Wade Lees, Maryland	Punter	So.	April 1988	Melbourne, Australia (has extensive Australian Rules Football experience)
28	Dane Roy, Houston	Punter	So.	Jan. 1989	Bunyip, Australia (another ProKick Australia product)
28	Robert Ursua, UTSA	Tight End	Jr.	4/10/89	Bakersfield, Calif. (joined U.S. Navy after graduating HS in '07)
27	Donovan Tate, Arizona	Quarterback	Fr.	Sept. 1989	Cartersville, Ga. (played six seasons of minor league baseball)
27	Tyler Stovall, Auburn	Long Snapper	Sr.	12/27/89	Hokes Bluff, Ala. (played four seasons of minor league baseball)

OLDEST BUFFS

Aside from Stefanou, the next oldest Buff on the roster is **DE Chris Mulumba**, who will turn 25 in week seven of the season. Next up on the list is the only sixth-year senior on the squad, **OT Jeromy Irwin**, who is 24. Irwin, **OG Gerrad Kough** (23) and **OLB Derek McCartney** (turns 24 in late November) are the three remaining players on the roster who were signed by former head coach Jon Embree. Kough and McCartney both grayshirted in 2012 and joined the team in January 2013 when Mike MacIntyre had taken over the program. Irwin played in 10 games as a true freshman in 2012, redshirted in 2013 after breaking his foot doing yard work the summer before the season and was granted a medical redshirt in 2015 after suffering a torn ACL in the second game of the season.

Historic: The Buffs have had a few players in the past in their 30s, most recently walkon Matt Adinolfi, who was 31 when he was on the 1989 team.

OLIVER AMONG PAC-12 ELITE

Junior **CB Isaiah Oliver** is another one of those players who by definition is not a returning starter, but was a key component in CU's secondary last year that ranked 20th nationally against the pass (allowed just 193.6 yards per game). In 440 snaps on defense last season he recorded 14 passes defended (13 pass breakups and one interception). Adding in his six passes defended from his true freshman season in 2015, he entered his junior year with 20 passes defended and immediately added to that total with four against CSU (he is just four returning players in the Pac-12 that in their careers have recorded 20 or more):

CAREER PASSES DEFENDED – PAC-12 LEADERS

Name, School	Cl.	Passes Defended (Breakups/Interceptions)
Arrion Springs, Oregon	Sr.	27 (26/1)
Isaiah Oliver, CU	Jr.	24 (23/1)
Iman Marshall, USC	Jr.	24 (18/6)
Darius Allensworth, Cal	Sr.	23 (21/2)
Marcellus Pippins, WSU	Sr.	18 (13/5)

Oliver, who is a two-sport star, has competed two seasons in the decathlon on CU's outdoor track team, and is a two-time All-Pac-12 performer in the event. As a sophomore, he finished fourth at the 2017 Pac-12 Championships with 7,394 points (just 136 out of the lead), and he won the 100-meter (10.82) and 400-meter (48.15) dashes and the long jump (24-1); placed second in the 110-hurdles (14.36) and the shot put (42-2) and third in the discus (121-7)

His father, Muhammad, was also a two-sport star in college. He was a world-class decathlete (an NCAA track All-American) at Oregon and was also a cornerback for the Ducks before being selected in the ninth round of the 1992 NFL Draft by the Denver Broncos and playing five seasons in the league with five teams (Denver, Green Bay, Kansas City, Miami and Washington).

FOUR STRAIGHT IN THE CENTENNIAL STATE

The Buffs are playing their first four games of the season within the state, three of them being at Folsom Field. CU will not leave the state until week five when the Buffs play at UCLA on Sept. 30. The last season when Colorado played its first four games to start a year within the Centennial State was in 2001. That year the Buffaloes opened at home with Fresno State, played Colorado State in Denver in week two and then hosted San Jose State and Kansas at Folsom Field. Other seasons in which that has occurred was 1998 and 1978; both years the Buffs opened up with 4-0 records. The 2001 team opened up 3-1, the one loss coming to Fresno State. CU finished 8-4 in '98 and 6-5 in '78. Looking ahead, the 2019 and 2021 schedules have the potential to produce the same start. CU will open up both those seasons with three non-conference games within the state. The week four game both years will be determined when the conference schedules are set prior to the year.

TOUGH TO THROW AT

Last season Isaiah Oliver ranked No. 2 among Pac-12 cornerbacks returning in 2017 in completion percentage against, as opponents connected on just 43.1 percent of passes targeted his way. Oliver got off to quite the strong start this year, as he only allowed 6 of 15 passes to be completed on him against Colorado State; that is just 40 percent and of the 15 passes thrown his way, 10 of them were when he was in coverage on CSU wide receiver Michael Gallup. Gallup has NFL potential and the week before in CSU's win over Oregon State, he caught 11 passes for 134 yards. Oliver broke up four passes in the game, setting a new career-high, and Ram quarterback Nick Stevens had just a 61.95 passer efficiency rating when throwing at Oliver (one of Stevens' passes was picked off by Evan Worthington when he was targeting the receiver Oliver was covering).

► Oliver's four pass breakups were the second-most of any player in week one (or week zero for that matter) of the college football season. Only Ohio State junior Denzel Ward had more. Ward broke up five passes and also had an interception for the Buckeyes in their win at Indiana.

JUST IN CASE YOU WERE WONDERING

... about the debut of redshirt freshman cornerback Trey Udoffia. The receiver he was targeted 15 times in the game (32 percent of CSU's Nick Stevens' pass attempts) and he allowed eight completions for 114 yards, but no touchdowns and he picked off one pass and broke up another two attempts. Stevens had a passer rating of 103.84 when throwing Udoffia's way. The Loomis, Calif. native finished with five tackles in his first game action in college football.

GAMBOA LEADING DEFENSE

Entering the season, junior **ILB Rick Gamboa** led all Buffs in career tackles with 175 from his first two seasons as a starter (he entered the year with 25 consecutive starts). In the Colorado State game, Gamboa tied for the CU lead with 10 tackles, eight of which were credited as solo stops, and he recorded the first sack since his freshman season. His 10 tackles gave him the eighth double-digit tackle game of his career. On CU's record list for the most career tackles, Gamboa jumped up from 99th on the list to 86th and he is now just 15 tackles away from becoming the 71st Buffalo to hit the 200 tackle mark.

ANOTHER WITH 10+

Senior **S Afolabi Laguda** stuffed his stat line in the season opener. The team captain finished with 10 tackles (eight solo stops), a tackle for a loss and he also forced and recovered a fumble. It marked the second game in his career where he was credited with a forced fumble and a recovery. His double-digit tackle performance was the fourth of his career, adding on to the three he posted in 2016 in his first year as a starter.

STAT CHANGE

S Afolabi Laguda was originally credited with nine tackles in the stat file immediately after the game. Upon review, the forced fumble in the fourth quarter with 5:09 left in the game was incorrectly given to Trey Udoffia. Thus, the correction of the play gave Laguda the tackle and the forced fumble after the completion from Nick Stevens to Warren Jackson.

10+ IN SEASON OPENER

The last time Colorado had multiple defenders record 10 or more tackles in a season opener was back in 2012. That year Derrick Webb led the Buffs with 12, Ken Crawley had 10, as did Will Pericak in a 22-17 loss to Colorado State, a game also played on Sept. 1. In the eight season openers from 2012 through this years, only the 2012 and 2017 Buffs saw two or more players record double-digit tackles. That came after a four-year trend from 2005-08 where the Buffs saw multiple players record 10-plus tackles in the season opener.

PLAY UP FRONT

Colorado State ran for 191 yards as a team in its season-opening win over Oregon State. CU's front, which included three new starters on the defensive line as well as one new starting inside linebacker, held the Rams to just 88 yards on the ground and just 2.7 yards per attempt last Friday night in Denver. The new starting inside linebacker, Drew Lewis, had six tackles, one for a loss and two quarterback hurries. Senior defensive end Leo Jackson, who was a 10-game starter in 2015, finished with five tackles and also had one for a loss. That was one off of Jackson's career-high, which he actually set in 2015 against Colorado State. The two junior college transfers up front, nose tackle Javier Edwards and defensive end Chris Mulumba, finished with three and two tackles, respectively, in their first career starts.

EXPERIENCED UP FRONT

CU returns five offensive linemen who have started games in their careers. Of those five, three are seniors in Jonathan Huckins, Jeromy Irwin and Gerrad Kough, while the other two are now third-year sophomores Aaron Haigler and Tim Lynott, Jr. Those five combined for **82** starts and played in **5,862** snaps from scrimmage entering the season:

Player	GP	GS	Snaps from Scrimmage	Career Knockdown Blocks	Notes
Jeromy Irwin	36	26	1,906	69	two-year team captain
Gerrad Kough	31	23	1,446	33	was mid-season All-Pac-12 selection by ESPN last year
Jonathan Huckins	26	13	1,022	26	started three games in 2016
Tim Lynott, Jr.	14	14	940	9.5	freshman All-American last year
Aaron Haigler	12	7	548	4	played in 548 snaps last year

THE RISE ... FROM FOUR OR FEWER TO 10 OR MORE

Taking a look at the current landscape of the so-called Power-5 conferences (Atlantic Coast, Big 12, Big Ten, Pac-12 and Southeastern) and examining the history of those teams, CU's turnaround is up there with some of the all-time finest among college football's big boys. The Buffaloes became the ninth team among the Power-5 schools since 1972 to win 10 or more games after finishing the previous season with four or fewer wins (1972 was the year freshmen became eligible to play in NCAA Division I football, thus defining the modern era). *(CU was just the 30th team to go from four to nine wins.)* Here's a look at those current power-5 programs with the largest turnarounds since 1972 (conference listed after school name is the one it belonged to at the time).

Power-5 Programs Jumping from Four or Fewer Wins to 10 or More Wins in Just One Season

School	Improvement		Previous Season		Next Season		School	Improvement		Previous Season		Next Season	
	Overall	Wins	Record	Year	Record	Year		Overall	Wins	Record	Year	Record	Year
Auburn (SEC)	+ 8	+ 9	3-9	2012	12-2	2013	Northwestern (Big Ten)	+ 6	+ 7	3-7-1	1994	10-2	1995
TCU (Big 12)	+ 7½	+ 8	4-8	2013	12-1	2014	Wake Forest (ACC)	+ 5½	+ 7	4-7	2005	11-3	2006
Penn State (Big Ten)	+ 6½	+ 7	4-7	2004	11-1	2005	Washington State (Pac-10)	+ 5½	+ 6	4-7	2000	10-2	2001
Colorado (Pac-12)	+ 6	+ 6	4-9	2015	10-4	2016	Arkansas (SEC)	+ 4½	+ 6	4-7	2005	10-	
Colorado (Big 12)	+ 6	+ 7	3-8	2000	10-3	2001	4	2006					

MOST IMPROVED TEAMS ALL-TIME IN PAC-12 LEAGUE PLAY

Colorado completed the single biggest improvements in league record from one year to the next in the history of the Pac-12 Conference with its 27-22 win over Utah. Finishing at 8-1 in league play, that was a reversal from a 1-8 mark in 2015, or a difference of seven games. While those inside the CU program thought it could be done, after going 5-40 in Pac-12 play from 2011 through 2015, CU was picked to finish last in the South Division in the 2016 preseason media poll.

In Pac-12 history, there are just two instances where a school won seven or more games in league play than it did the season before, with Colorado joining the 1940 Stanford team as the only ones to accomplish the feat. Stanford's 6½-game improvement that year had been the best from one year to the next, with three others improving by five games; but at +7, this year's Buffaloes became the league's all-time most improved team. A closer look:

ALL-TIME BIGGEST OVERALL IMPROVEMENT IN PAC-12 CONFERENCE PLAY FROM ONE YEAR TO THE NEXT

School	Improvement		Previous Season		Next Season		School	Improvement		Previous Season		Next Season	
	Overall	Wins	Record	Year	Record	Year		Overall	Wins	Record	Year	Record	Year
*Colorado	+ 7	+ 7	1-8	2015	8-1	2016	Stanford	+ 5	+ 5	2-6	1998	7-1	1999
*Stanford	+ 6½	+ 7	0-6-1	1939	7-0	1940	UCLA	+ 4	+ 5	2-3	1945	7-0	1946
*California	+ 5	+ 5	1-6	1957	6-1	1958	Washington	+ 4	+ 5	1-5-1	1951	6-2	1952
Oregon	+ 5	+ 5	2-6	1993	7-1	1994							

***—LAST TO FIRST:** Colorado is technically the first AND fourth team to go from “worst to first” in Pac-12 history. The Stanford and Cal teams did it, along with the '59 Washington team that was 1-6 in 1958 but went 3-1 in 1959 (the year Oregon, Oregon State and Washington State left the conference for up to five seasons). But in all three cases, Idaho was a member of the league those years but always played an abbreviated schedule (finishing 0-3 all three times).

MOST IMPROVED FBS TEAMS IN 2016

There have now been three seasons in school history where CU finished as or tied as the nation's most improved team. In one of the more dramatic turnarounds in NCAA history, CU went from 1-10 in 1984 to 7-5 in 1985, a 5½-game improvement, after the Buffs switched from a pro passing attack to the wishbone on offense. Then in 2001, Colorado improved six games, finishing 10-3 after going 3-8 the year before; in fact, CU just missed playing in the BCS Championship game by .05 of a point. This year, CU tied for the biggest jump over its 2015 record with five other schools; the Buffs also debuted as No. 15 in the first College Football Playoff Poll of the season, one of only two teams (with Nebraska) that had losing seasons in 2015. The most improved teams in 2016:

School	2015	2016	Diff.	School	2015	2016	Diff.	School	2015	2016	Diff.
Colorado	4-9	10-4	+ 5½	Troy	4-8	10-3	+ 5½	Wyoming	2-10	8-6	+ 5
UCF	0-12	6-7	+ 5½	Army	2-10	8-5	+ 5½				
Eastern Michigan	1-11	7-6	+ 5½	Georgia Tech	3-9	9-4	+ 5½				

TRENDING ...

Here's a look at the improvement that CU has made from the season prior to Mike MacIntyre's hiring at Colorado (2012) and the present in some rather unique categories (does not include the Alamo Bowl):

Category	2016	2015	2014	2013	2012	Category	2016	2015	2014	2013	2012
Snap per TD/Offense	20.7	28.0	23.7	26.8	30.7	Average To Go/Third Down	6.3	7.1	6.5	7.1	7.5
Snap per TD/Defense	33.7	22.0	15.1	16.8	12.3	Red Zone Offense	51-57	39-53	40-45	26-32	26-33
Opening Drive/Points Scored	49	24	24	17	14	Red Zone Defense	31-41	39-44	47-52	51-62	53-57
Opening Drive/Points Allowed	7	42	27	34	35	TD Drives 60+ Yards	38	25	35	24	23
Points per Drive/Offense	2.20	1.78	1.99	1.62	1.26	Opp. TD Drives 60+ Yards	12	28	38	35	43
Points per Drive/Defense	1.29	2.02	2.60	2.57	3.21	Opponent 20+ Plays	49	66	72	74	81
Average Gain/First Down	6.0	5.1	5.4	5.8	4.2	Touchdowns Allowed (offensive)	27	43	56	55	67
Average Gain Allowed/First Down	5.1	5.7	6.8	6.5	8.0	Points Allowed	266	357	468	459	552

2017 SENIORS (23)

No.	Player	Pos.	Ht.	Wt.	Cl.	Exp.	Hometown (High School/Previous College)	Major	TGD
19	*ADKINS II, Michael	TB	5-10	205	Sr.	4L	San Diego, Calif. (Helix)	Business-Finance & Accounting	Dec. '17
41	*BERGNER, Andrew	CB	5-11	165	Sr.	2L	Parker, Colo. (Legend/Arizona State)	Sociology	Dec. '17
4	*BOBO, Bryce	WR	6- 2	200	Sr.	3L	Covina, Calif. (Charter Oak)	Sociology	May '18
59	*COLEMAN, Timothy Jr.	DE	6- 3	255	Sr.	3L	Denver, Colo. (Mullen)	Ethnic Studies	Dec. '17
89	DEMENT, Kevin	WR	5-11	180	Sr.	VR	Centennial, Colo. (Arapahoe)	Business-Management	May '18
17	ENTO, Kabion	WR	6- 3	185	Sr.	1L	Pine Bluff, Ark. (Dollarway/East Central [Miss.] CC)	Sociology	May '18
1	FIELDS, Shay	WR	5-11	185	Sr.	3L	Bellflower, Calif. (St. John Bosco)	Sociology	May '18
5	*FRAZIER, George	DE/TE	6- 2	275	Sr.	3L	Duarte, Calif. (Monrovia)	Ethnic Studies/EFPP	Dec. '17
15	*GRAHAM, Chris	PK	6- 3	235	Sr.	3L	Burlingame, Calif. (Burlingame)	Integrated Physiology & Anthropology	Graduated (May '17)
45	*GRZESIEK, Tanner	TB	5-10	205	Sr.	VR	Colorado Springs, Colo. (Classical Academy/UCCS)	Business-Marketing	Dec. '17
46	*HEADLEY, Trent	ILB	6- 2	225	Sr.	VR	Littleton, Colo. (Columbine/Metro State)	Psychology	Dec. '17
79	*HUCKINS, Jonathan	OL	6- 4	290	Sr.	3L	The Woodlands, Texas (The Woodlands)	Economics	Dec. '17
76	*IRWIN, Jeromy	OL	6- 5	295	Sr.	4L	Cypress, Texas (Cypress Fairbanks)	Communication & History	Graduated (May '17)
52	*JACKSON III, Leo	DE	6- 3	275	Sr.	2L	Decatur, Ga. (North Atlanta/Foothill College)	Sociology	Dec. '17
68	*KOUGH, Gerrad	OG	6- 4	300	Sr.	3L	Pomona, Calif. (Pomona)	Communication & Ethnic Studies	Graduated (Dec. '16)
1	*LAGUDA, Afolabi	DB	6- 1	205	Sr.	2L	Snellville, Ga. (Brookwood/Butler CC)	Economics	Dec. '17
29	LEE, Donovan	TB	5- 9	180	Sr.	3L	West Hills, Calif. (Chaminade College Prep)	Ethnic Studies & Sociology	May '18
23	*LINDSAY, Phillip	TB	5- 8	190	Sr.	3L	Aurora, Colo. (Denver South)	Communication & Sociology	Dec. '17
95	*MCARTNEY, Derek	OLB	6- 3	240	Sr.	3L	Westminster, Colo. (Faith Christian)	Integrative Physiology	Graduated (May '16)
51	*MEEK, Bryan	LB	6- 0	215	Sr.	RS	Niwot, Colo. (Niwot/Air Force)	Business-Management	May '18
25	*MOELLER, Ryan	DB	6- 1	215	Sr.	3L	Rifle, Colo. (Rifle)	Communication	Dec. '17
13	*PATTERSON, T.J.	QB	6- 3	185	Sr.	VR	Boulder, Colo. (Boulder/Wyoming)	Sociology	Dec. '17
2	*ROSS, Devin	WR	5-11	180	Sr.	3L	Altadena, Calif. (Bishop Alemany)	Sociology	Dec. '17

(*—fifth-year senior)

THE UNDERGRADUATE FOUR: Five players, all juniors in eligibility, have already earned their degrees: **PK Chris Graham** (Integrative Physiology, May '17); **OT Jeromy Irwin** (Communication & History, May '17); **OG Gerrad Kough** (Communication, Dec. '16) and **OLB Derek McCartney** (Integrative Physiology, May '16).

GRADUATION REVIEW

(Through August 2017) Over the last 16 years, Colorado has had **286** of its **317** seniors graduate, or translating to **90.2** percent in this time frame (including 25 of the 31 seniors in 2016); these are the 2001-2016 senior classes, including those players who received medicals. Over the last eight years, 171 of the last 187 have graduated (**91.4%**), with nine of those 16 playing in the NFL and haven't yet been able to complete their requirements. NCAA numbers will not match these (it doesn't allow a school to count transfers who graduate, but it does count against a school if it had a player transfer; it also does not count walk-ons). It's one of the reasons the numbers are skewed to be lower than they really are, especially at tougher academic schools like Colorado and its Pac-12 brethren.

TEAM GRADE POINT AVERAGE: The team's **2.58** cumulative grade point average through the Spring 2017 semester is its sixth highest on record (data collected since 1996); the team has 14 straight semester GPA's over **2.50**.

CAPTAINS

On the Thursday prior to this year's spring game (March 16), the team met to elect their 2017 captains; head coach Mike MacIntyre has a two-stage process to select the captains, and the voting is limited to those players who have been in the program at least 18 months (one year if a JUCO transfer). Six players emerged from the process and were selected as captains of MacIntyre's fifth CU team: three who were captains last year: seniors **TE/DE George Frazier**, **OT Jeromy Irwin** and **TB Phillip Lindsay**, one who was in 2015, **OLB Derek McCartney** (when it was 12-man leadership group that rotated as game captains), and two first-timers: senior **S Afolabi Laguda** and junior **ILB Rick Gamboa**.

❶ In 2016, **QB Sefo Liufau** became the just the second player in CU history to serve three years as a captain, the first since **Pat Carney** did so 123 years earlier in 1891-92-93; Lindsay now joins that most exclusive group, having served as a sophomore in 2015 and last year as a junior.

❷ Frazier, Irwin and McCartney become the 11th, 12th and 13th players in school history to be named a captain twice; in addition to the trio of three-year captains, they also join these players selected twice: **Harry Gamble** (1894-96), **ILB Barry Remington** (1985-86), **TB Bobby Purify** (2003-04), **QB Joel Klatt** (QB, 2004-05), **ILB Addison Gillam** (2014-15), **WR Nelson Spruce** (2014-15) and **ILB Kenneth Olugbode** (2015-16).

❸ Lindsay is one of six players in the nation currently serving in his third year as a team captain; he's joined by **Justin Lawler** and **Courtland Sutton** (SMU), **J.T. Barrett** (Ohio State), **Ja'Whaun Bentley** (Purdue) and **Lamar Jordan** (New Mexico).

CAREER CHART WATCH

Here's where several Buffaloes rank on some of CU's all-time statistical charts one game into the 2017 season (*Note: Colorado does not count bowl stats into career totals to protect past history, thus career numbers for players past and present will differ from NCAA*):

- ⇒ **TB MICHAEL ADKINS** is tied for 41st in rushing yards (**1,185**).
- ⇒ **WR BRYCE BOBO** is 18th in receptions (**96**) and is 28th in receiving yards (**994**).
- ⇒ **WR SHAY FIELDS** is sixth in receptions (**150**), is 10th in receiving yards (**2,007**) and is eighth in touchdown receptions (**18**).
- ⇒ **TB DONOVAN LEE** is 60th in receptions (**46**) and is 21st in kickoff return yards (**586**).
- ⇒ **TB PHILLIP LINDSAY** is 10th in rushing yards (**2,373**), is third in all-purpose yards (**4,185**), is 23rd in receptions (**89**), 40th in receiving yards (**735**), eighth in yards from scrimmage (**3,108**) and is sixth in kickoff return yards (**1,077**).
- ⇒ **OLB DEREK MCCARTNEY** is tied for 39th in quarterback sacks (**9½**).
- ⇒ **TB DEVIN ROSS** is 15th in receptions (**99**) and is 21st in receiving yards (**1,133**).

AHEAD IN A BIG WAY

From 2006-15, the opponent had almost always had a distinct advantage in TSL (time spent in the lead), but CU reversed that and then some in 2016 and is off to a good start this season. The Buffs led for **457** minutes and **20** seconds, or **59** percent of the time; opponents for just 24 percent and the score tied the other 17 percent. CU already led for more minutes this season than it had in all 11 previous years after just eight games (and when it held the edge over an entire season just twice: 2005 and 2010). A closer look (*bowl games not included*):

Season	Colorado	Tied	Opponent	Season	Colorado	Tied	Opponent	Season	Colorado	Tied	Opponent
2005.....	320:31	101:55	297:34	2010.....	312:45	113:54	293:21	2015.....	192:47	158:14	428:59
2006.....	269:22	123:11	327:27	2011.....	191:12	78:44	510:04	2016.....	457:20	133:33	189:07
2007.....	280:56	130:11	308:53	2012.....	77:38	112:18	530:04	2017.....	52:11	7:49	0:00
2008.....	191:24	119:07	409:29	2013.....	197:17	108:56	413:47				
2009.....	110:29	165:18	444:13	2014.....	261:22	83:52	374:46				

EXPERIENCED UNIT UP FRONT

Last season the Buffs tied the school record with 500 yards of offense in six games, matching the 1994 squad. Can this offensive line help lead the current Buffs to challenge the all-time best units in CU history? Here is a look at CU's best seasons on offense:

CU Total Offense (Best Years)

Year	G	Yards	Avg/G	500+	Year	G	Yards	Avg/G	500+	Year	G	Yards	Avg/G	500+
1994	11	5,448	495.3	6	1996	11	4,973	452.1	4	1990	12	5,177	431.4	1
1995	11	5,353	486.6	5	2016	13	5,802	446.3	6	1999	11	4,674	424.9	4
1989	11	5,201	472.8	4	2014	12	5,270	439.2	3					
1993	11	5,175	470.5	5	2001	12	5,213	434.4	4					

➔ **CHASING 1994:** With Colorado gaining over 500 yards in six games and averaging **446.3** yards per game in 2016, the Buffs were for a time challenging the school's previous best of 495.3 yards of total offense for a single season. That '94 offense featured the likes of the late **TB Rashaan Salaam**, **QB Kordell Stewart** and **WR Michael Westbrook**, among others, as all 11 starters from that team eventually went on to play in the National Football League.

30

Colorado is **14-6** under head coach Mike MacIntyre in games where it scores 30 or more points, including **7-0** in 2016 (7-25 and 3-4, respectively when held to under 30). Even including the Alamo Bowl, CU averaged over 30 points for the first time since 2001, when CU put up 396 total points, or 33.0 per game. The school record for points in a regular season remains the 452 scored by the 1989 Buffalo team was undefeated before losing to Notre Dame in the Orange Bowl (as is the 458 total including bowl games). CU's all-time top scoring teams since World War II (minimum 30.0 per game; includes bowls):

Year	Points	Avg/G	W-L	Year	Points	Avg/G	W-L	Year	Points	Avg/G	W-L
1989	458	38.2	11-1	2016	435	31.1	10-4	1990	399	30.7	11-1-1
1995	444	37.0	10-2	1999	405	33.8	7-5	2001	412	31.7	10-3
1994	439	36.6	11-1	1971	370	30.8	10-2				

HOME COOKING

Colorado won its **400th** game in Boulder against Washington State last November (dating back to the 1890s on assorted campus fields); the Buffs enjoyed their first undefeated season at home (**6-0**) since 1994. The friendly confines of Folsom Field have been just that, as CU outscored the opponents **228-85**, allowing just eight touchdowns (three on short fields). CU outgained the six by **3,025-1,532**, with a **158-78** edge in first downs. Opponents converted at just a **24.2** clip on third downs (24-of-99) and crossed the 50 just **36** times in **90** drives (eight three-and-outs, running **144** plays for only **515** yards in plus territory).

700 CLUB ON HORIZON

Colorado has an all-time record of 696-494-26 (a .582 winning percentage), as the Buffaloes are 25th on the all-time win list and is 36th in all-time winning percentage (29th for those schools with 1,000 or more games played in Division I-I). The Buffs are now four wins away from 700 and thus would be the 25th FBS program to reach the victory milestone:

Team	Years	Won	Lost	Tied	Pct.	Games	Team	Years	Won	Lost	Tied	Pct.	Games	Team	Years	Won	Lost	Tied	Pct.	Games
1 Michigan	138	936	334	36	.730	1,306	11 Georgia	124	796	418	54	.649	1,268	21 Florida	111	710	409	40	.630	1,159
2 Notre Dame	129	897	321	42	.728	1,260	12 LSU	124	779	408	47	.650	1,234	21 Arkansas	124	710	486	40	.590	1,236
3 Texas	125	891	361	33	.707	1,285	13 Auburn	125	750	432	47	.629	1,229	23 Syracuse	128	706	529	49	.569	1,284
4 Nebraska	128	890	372	40	.699	1,302	14 West Virginia	125	735	488	45	.598	1,268	24 Navy	137	702	552	57	.557	1,311
5 Ohio St.	128	887	322	53	.724	1,262	15 Virginia Tech	124	729	462	46	.608	1,237	25 Colorado	128	696	494	36	.582	1,226
6 Alabama	123	879	327	43	.721	1,249	16 Texas A&M	123	725	472	48	.602	1,245	26 North Carolina	127	686	525	54	.564	1,265
7 Oklahoma	123	873	321	53	.721	1,247	17 Georgia Tech	125	723	491	43	.593	1,257	27 Michigan State	121	685	450	44	.599	1,179
8 Penn State	131	868	385	41	.686	1,294	18 Clemson	122	718	457	45	.607	1,220	27 Wisconsin	129	685	489	53	.580	1,227
9 Tennessee	121	830	375	53	.681	1,258	19 Washington	128	716	442	50	.613	1,208	29 Minnesota	134	684	509	44	.570	1,237
10 USC	124	824	336	54	.701	1,214	20 Pittsburgh	128	713	520	42	.575	1,275	30 Miami-Ohio	129	679	449	44	.599	1,172

100/300

The Buffaloes have historically done well when holding the opponent to under 100 yards rushing and under 300 yards total offense. Dating back to the start of the 1985 season, Colorado is **101-14-1** when the opponent fails to reach 100 yards on the ground, and **100-20-1** when the enemy is held under 300 yards overall. CU is **7-0** and **10-0** in each, respectively, in 52 games under Mike MacIntyre.

COLORADO BY THE NUMBERS IN 2017

- 3** The fewest points allowed in a season opener since 2010 (17-3 win over CSU; in 2010, CU defeated CSU, 24-3 ... both games in Denver).
- 3:11** The average length of CU's games in 2017 (the CSU game took **3:11**);
- 309** The number of all-time wins Colorado has recorded at Folsom Field since it opened on Oct. 11, 1924 (**401** overall at all home venues);

COLORADO BY THE NUMBERS IN 2016

- 0-18** Colorado's record coming into the year against Arizona State, Oregon, Stanford and UCLA since joining the Pac-12 (**4-0** this year);
- 3:19** The average length of CU's games in 2016 (the quickest **2:58** against Stanford; the longest being **3:37** versus Washington State);
- 4-0** Colorado's record against Pac-12 North opponents this season (it was **3-17** entering the year);
- 3** The number of interceptions CU had against Stanford, its most in a game since picking off that number against Central Arkansas on Sept. 7, 2013.
- 4** The number of true freshmen the Buffs played in 2016 (**1** offense/**2** defense/**1** specialist), the same number as in 2015;
- 10-5** Colorado's non-conference record over the last four seasons under Mike MacIntyre (includes Pac-12 title game and Alamo Bowl);
- 10-5** The final score of the win at Stanford, CU's lowest point total in winning game since Oct. 8, 1992 (a **6-0** win at Missouri);
- 10** The total yards on offense that Colorado State had in the first quarter of the season opener (while CU had **253**);
- 11** The number of drives CU ran plays in plus territory against Colorado State (out of **13** total; **49** plays in all);
- 12** The number of first downs Colorado had earned before CSU picked up its first in the opener (there was **10:23** left in the second quarter);
- 13** The number of players making their debut in CU uniform in the season opener against CSU (including **2** who started, OG Lynott and S Laguda);
- 15** The number of fumbles by CU tailbacks (on offense) in **51** games under Mike MacIntyre (**1,472** carries; **7** this year in **399**);
- 17-(-of-31)** Colorado's second down efficiency at Oregon (a 54.8 conversion rate including 5-of-5 on 2nd-and-4 or less);
- 19** The number of players earning first downs for Colorado this season (including QB Sefo Liufau, who has earned at least one all three ways for four years);
- 20.6** The opponents' third down conversion percentage on 3rd-&-6 or longer (**27-of-131**);
- 21.5** The average number of seconds between plays by the Colorado offense (**1037** scrimmage/**25** FGA/**68** punts, 404:17 possession time, or **24,257** seconds);
- 25** Consecutive games Colorado forced a turnover from the start of the 2015 season through the 12th game in 2016, the longest streak in the nation when it ended;
- 27** The number of different NFL teams that have scouted the Buffaloes on game days this season;
- 29** The number of Colorado games played in less than three hours since 1990 (out of **330** games; one this year—Stanford);
- 34-0-1** Colorado's all-time record when rushing for 300-plus yards in a game (one game this year: **315** against Arizona State in a 40-16 win on Oct. 15);
- 35.5** The third down efficiency of opponents against Colorado in the state's borders since the '09 opener (**281-of-791**);
- 36.8** The opponents' combined percentage on third down inside-the-CU 20 (**77-of-209**) in the last 94 games (dating to 2008; **8-of-26** this year);
- 41** The margin of victory over Oregon State (**47-6**), CU's largest in a conference game since 1992 (a **54-7** win over Kansas State);
- 50** The number of Buffaloes who have scored 100 or more career points (PK Diego Gonzalez and TB Phillip Lindsay joined the group this year);
- 53** The number of Buffaloes who have 1,000 or more career rushing yards; who will make it 54?
- 68.3** The average number of plays (plays, kicks, returns) per fumble in the MacIntyre Era at Colorado (**68** fumbles, **4,642** touches);
- 76.7** The combined conversion percentage on third down with one- and two-yards to go for a first (**46-of-60**);
- 100** The combined points scored in CU's first two games of the season, its most since 1994 (103);
- 119** The number of passes thrown by CU quarterbacks before the first opponent interception, the most-ever into a season (topping **105** in 2000);
- 127** The number of additional plays on offense that Colorado has run compared to its opponents in the regular season (**+328** over the last two-plus seasons);
- 156** The number of consecutive PAT kicks CU kickers had made from Nov. 26, 2011 through Sept. 24, 2016, when Oregon blocked one;
- 260** The number of rushing yards by Colorado against Colorado State, the most by the Buffs in a season opener since 1994 (407 against NE Louisiana);
- 310** The school record first downs Colorado in 2016 (**143** rush/**138** pass/**29** by penalty), ranking 12th in the NCAA (and third in the Pac-12) for the regular season;
- 359** Through three games, CU had allowed exactly the same number of yards rushing AND passing: 359 (or **718** total);
- 468** The total offense that QB Steven Montez amassed in his first career start at Oregon on Sept. 24 (**333** passing, **135** rushing and accounting for **4** TDs);
- 593** Colorado's total offense against Oregon, its most in 21 games against the Ducks and actually the first time the Buffs gained over 400;
- 992.8** The passer rating for WR Bryce Bobo, as he is 1-for-1 for 67 yards and a touchdown (the NCAA formula does not cap it like the NFL's);
- 1,101** The number of passing yards that QB Sefo Liufau finished with Against Arizona State, the most by a CU player against any single opponent (four games);
- 4,176** The air miles CU racked up traveling in back-to-back weeks to play Michigan and Oregon, the first time CU played back-to-back in the ETZ and PTZ.

EARLIEST CAMP START IN PROGRAM HISTORY

With the NCAA eliminating two-a-day sessions but keeping the preseason practice count at 29, CU, no doubt like many schools, had its earliest reporting date and practices in program history. Players officially reported Friday (July 28), and began practicing the next day. The previous earliest reporting date was July 31 in 1990 and 2001 (ahead of games on August 26); the earliest practice was on August 1 in those years (at the time for just the newcomers in 1990 but for the full squad in '01).

ROAD NOTES

3-2: Colorado finished the 2016 season with a 3-2 mark in true road games, its first time with a winning record in opponent stadiums since a similar mark in 2004, and nearly matched CU's road win total over the previous eight seasons (4-40). The Buffs also won back-to-back league games on the road (at Stanford, at Arizona) for the first time since winning three straight in the Big 12 over the 2004 (at Kansas, at Nebraska) and 2005 (Oklahoma State) seasons.

25: The Buffaloes' 49-24 win at Arizona on Nov. 12 (by 25 points) was its largest away from home since Oct. 1, 2005, when CU shutout Oklahoma State in Stillwater, 34-0. The only other larger margin of victory on the road thus millennium came in 2003, a 44-10 win at Iowa State.

CAREER GAMES PLAYED/STARTED CHART

Listed below are the career games played/started for the returning players from last season for the 2017 Colorado Buffaloes. The players on the opening camp roster collectively have played in **1,027** games (the third-most by a returning team in school history), with **313** starts (fifth-most). Both all-time highs for any returning Colorado team occurred last year: **1,072/412**. The numbers in Mike MacIntyre's other seasons: **824/327** (2015), **904/314** (2014) and **896/268** (2013). The list through one game in 2017 (includes the '16 Alamo Bowl):

Player	G	GS	Player	G	GS	Player	G	GS	Player	G	GS	Player	G	GS
ADKINS II	26	4	FISHER	26	1	KLEMMER	0	0	MIDDLEMISS	3	0	SANCHEZ	13	0
BALE	15	0	FONTENOT	0	0	KOUGH	32	24	MILLER, C.	0	0	SANDERS	0	0
BANDI	0	0	FOULK	0	0	LAGUDA	28	15	MILLER, I.	0	0	SHENAULT	1	0
BELL	0	0	FRANKE	24	1	LANDMAN	0	0	MOELLER	34	20	SHERMAN	0	0
BENNION	0	0	FRAZIER	39	6	LANDWEHR	0	0	MONTEZ	12	4	SMITH	0	0
BERGNER	16	0	GAMBOA	28	26	LANG	0	0	MORETTI	0	0	SPARACO	1	0
BISHARAT	15	0	GEORGE	0	0	LAWSON	0	0	MULUMBA	1	1	STEFANOU	1	—
BLACKMON	1	0	GRAHAM	27	—	LEE	32	5	NEWMAN	0	0	STOLTENBERG	0	0
BOBO	39	17	GRZESIEK	0	0	LEWIS, D.	15	1	NIXON	1	0	TALLEY	5	0
BOUNDS	13	0	HAIGLER	13	8	LEWIS, I.	0	0	NOTH	0	0	TONZ	11	0
CALLIER	1	0	HASSELBACH	27	1	LINDSAY	40	19	NOYER	0	0	TREGO	9	0
CHIAVERINI	0	0	HEADLEY	0	0	LOPEZ	14	0	OLIVER	28	7	TUILOMA	2	0
COCHRANE	1	0	HILLIS	0	0	LUKELA	0	0	PAIGE	0	0	UDOFFIA	1	1
COLEMAN, D.	0	0	HUCKINS	27	14	LYNOTT, Jr.	15	15	PATTERSON	1	0	UMU	11	0
COLEMAN, T.	32	2	HUDSON	0	0	LYTLE, C.	0	0	POLLEY	0	0	VAN DIEST	0	0
COOPER	7	0	HUNTLEY III	13	0	LYTLE, T.	0	0	POPLAWSKI	1	0	VAUGHN	1	0
DEMENT	0	0	IRWIN	36	26	MacINTYRE	27	13	PORTER	0	—	WALKER	18	1
EDRIDGE	0	0	ISEN	0	0	MAGRI	0	0	PRICE	9	—	WELLS	0	0
EDWARDS	1	1	JACKSON III	27	12	MARKSBERRY	0	0	PURSELL	0	0	WIGLEY	1	0
EGGERS	0	0	JONES	1	0	MATHEWES	12	1	RAKESTRAW	1	0	WINFREE	1	0
ENTO	14	1	KAISER	28	1	McCARTNEY	27	25	ROBERTS	0	0	WORTHINGTON	23	3
EVANS	24	0	KEENEY	23	3	McGARRY	0	0	ROSS	38	21	2017 TOTALS	1081	335
FIELDS	39	35	KINNEY	28	—	MEEK	0	0	RUSSELL	0	0	2016 FINAL	1902	720

LAST TRUE FRESHMEN TO START: TB Patrick Carr, CB Nick Fisher, CB Isaiah Oliver, ILB Grant Watanabe (2015); WR Shay Fields, WR Donovan Lee, DE Christian Shaver, S Evan White (2014); TB Michael Adkins II, CB Chidobe Awuzie, DE Jimmie Gilbert, ILB Addison Gillam, QB Sefo Liufau, S Tedric Thompson, CB John Walker (2013); TB Donta Abnon, CB Ken Crawley, DT Tyler Henington, TE Vincent Hobbs, DL Samson Kafovalu, S Marques Mosley, TB Christian Powell, DT Justin Solis, WR Gerald Thomas, DT Josh Tupou, CB Yuri Wright (2012); DB D.D. Goodson, CB Greg Henderson, OL Alex Lewis, WR Tyler McCulloch, OLB Juda Parker, S Kyle Washington (2011); SS Jered Bell one of four in 2010.

LAST TRUE FRESHMEN TO START AT QUARTERBACK: Sefo Liufau (2013), Tyler Hansen (2008), Craig Ochs (2000), Koy Detmer (1992). **IN A SEASON OPENER:** Has not occurred.

LAST TRUE FRESHMEN TO START AT RUNNING BACK: TB Patrick Carr (2015), Michael Adkins II (2013), Donta Abnon, Christian Powell (2012); Darrell Scott (2008),

Rodney Stewart (2008), Brian Lockridge (2007), Brian Calhoun (2002), Marcus Houston (2000). **IN A SEASON OPENER:** Kent Kahl (1991).

LAST REDSHIRT FRESHMEN TO START: CB Trey Udoiffia (2017); OT Aaron Haigler, OG Tim Lynott, Jr., QB Steven Montez (2016); DT Jase Franke, LB Rick Gamboa, TE Dylan Keeney, WR Jay MacIntyre, DE Michael Mathewes, WR Lee Walker (2015); DE Derek McCartney, FS Ryan Moeller (2014); TE Sean Irwin, CB John Walker (2013); C Brad Cotner, WR Nelson Spruce (2012); QB Nick Hirschman, TB Tony Jones, CB Josh Moten, C Daniel Munyer, OT Stephan Nembot, TE Kyle Slavin (2011).

LAST PLAYERS TO START FOR THE FIRST TIME AS A SENIOR: OLB David Goldberg, WR Logan Gray, FB Evan Harrington, DT Conrad Obi, DE Tony Poremba, OG Sione Tau (2011); TE Luke Walters (2010); TB Kevin Moyd, OLB Bryan Stengel (2009); WR Steve Melton (2008), TE Joe Sanders (2007).

LAST PLAYERS TO START WHILE WALK-ONS: FS Ryan Moeller (2014); FB Jordan Murphy (2013); WR Dusty Ebner, C Keenan Stevens (2009), WR Steve Melton (2008); ILB Jake Duren, SS D.J. Dykes (2007).

STARTING STREAKS

Through one game in 2017, **ILB Rick Gamboa** has made the most consecutive starts with 26, followed by **WR Shay Fields** (18), **WR Devin Ross** (16), **S Afolabi Laguda** (15), **OG Tim Lynott, Jr.** (15), **OT Aaron Haigler** (6) and **TB Phillip Lindsay** (6).

SIX MADE FIRST CAREER STARTS AGAINST CSU

In the season opener against Colorado State in Denver, six Buffaloes made their first career starts (or one more than over the course of the entire 2016 season): **DT Javier Edwards**, **OLB Terran Hasselbach**, **OT Josh Kaiser**, **ILB Drew Lewis**, **DE Chris Mulumba** and **CB Trey Udoiffia**. **Historically:** Only 12 true freshmen have started from scrimmage for CU in a season opener: **TB Billy Waddy**, 1973 (at Louisiana State); **CB Victor Scott** and **OLB Scott Hardison**, 1980 (at UCLA); **HB Eric Bieniemy**, 1987 (vs. Oregon); **OG Clint Moore**, 1991 (vs. Wyoming); **ILB Jordon Dizon**, 2004 (vs. Colorado State); **CB Greg Henderson**, 2011 (vs. Hawai'i); **CB Kenneth Crawley** and **WR Gerald Thomas**, 2012 (vs. Colorado State); **ILB Addison Gillam**, 2013 (vs. Colorado State); **WR Shay Fields** and **DE Christian Shaver**, 2014 (vs. Colorado State); add a 13th for the first play of the game/season on special teams (kickoff coverage team): **PK Kevin Eberhart** (2003, kicked off vs. CSU in Denver). **Colorado and New Mexico (5) had the fewest first-time starters (FBS) in 2016.**

ANNUAL FIRST-TIME STARTERS: 1984 (29), 1985 (9), 1986 (15), 1987 (14), 1988 (16), 1989 (7), 1990 (16), 1991 (23), 1992 (15), 1993 (7), 1994 (6), 1995 (11), 1996 (8), 1997 (14), 1998 (27), 1999 (14), 2000 (16), 2001 (12), 2002 (16), 2003 (20), 2004 (12), 2005 (11), 2006 (24), 2007 (18), 2008 (15), 2009 (18), 2010 (21), 2011 (21), 2012 (21), 2013 (12), 2014 (14), 2015 (23); 2016 (5); **2017 (6).**

16 PLAYERS SAW FIRST CU ACTION IN CSU GAME

A total of **16** players saw their first action in a CU uniform in the 2017 opener against Colorado State, again one of the lower numbers in recent years to appear in an opener (it was 13 in 2016 and 18 in 2015). Here's the breakdown by class of those players (*—mainly special teams duty):

TRUE FRESHMEN (6): OLB Jacob Callier, WR *K.D. Nixon, TE Jared Poplawski, WR *Laviska Shenault, OLB Dante Sparaco, PK *James Stefanou

REDSHIRT FROSH (5): CB Ronnie Blackmon, CB *Derrion Rakestraw, ILB Akil Jones, CB Trey Udoiffia, OT *Hunter Vaughn

SOPHOMORES (3): DT Javier Edwards, DE Chris Mulumba, CB *Dante Wigley,

JUNIORS (1): WR Juwann Winfree

SENIORS (1): H T.J. Patterson

Recent counts: **23** (2016), **35** (2015), **26** (2014), **18** (2013), **26** (2012), **33** (2011), **26** (2010), **22** (2009), **30** (2008), **28** (2007), **19** (2006), **16** (2005).

2017 PARTICIPATION CHART

The participation chart for the 2017 Colorado Buffaloes; KEY: **S**—started; **✓**—played; **DNP**—dressed, but did not play; **INJ**—injured/illness; **SSP**—suspended; (—)—denotes did not dress; ●—saw first action as a Buffalo in 2017:

Player	CSU	TXST	UNC	UW	Ucla	UA	OSU	WSU	Cal	ASU	USC	UU
ADKINS	✓											
BALE	✓											
BANDI	DNP											
BELL	—											
BENNION	DNP											
BERGNER	✓											
BISHARAT	✓											
● BLACKMON	✓											
BOBO	S											
BOUNDS	✓											
● CALLIER	✓											
CHIAVERINI	DNP											
COCHRANE	—											
COLEMAN, D.	—											
COLEMAN, T.	✓											
COOPER	✓											
DEMENT	DNP											
EDRIDGE	DNP											
● EDWARDS	S											
EGGERS	—											
ENTO	DNP											
EVANS	INJ											
FIELDS	S											
FISHER	INJ											
FONTENOT	—											
FOULK	DNP											
FRANKE	✓											
FRAZIER	SSP											
GAMBOA	S											
GEORGE	—											
GRAHAM	✓											
GRZESIEK	DNP											
HAIGLER	S											
HASSELBACH	S											
HEADLEY	DNP											
HILLIS	DNP											
HUCKINS	S											
HUDSON	DNP											
HUNTLEY	DNP											
IRWIN	SSP											
ISEN	—											
JACKSON, L.	S											
● JONES	✓											
KAISER	S											
KEENEY	INJ											
KINNEY	✓											
KLEMMER	—											
KOUGH	S											
LAGUDA	S											
LANDMAN	DNP											
LANDWEHR	—											
LANG	—											
LAWSON	DNP											
LEE	DNP											
LEWIS, D.	S											
LEWIS, I.	—											
LINDSAY	S											

Player	CSU	TXST	UNC	UW	Ucla	UA	OSU	WSU	Cal	ASU	USC	UU
LOPEZ	S											
LUKELA	—											
LYNOTT, Jr.	S											
LYTLE, C.	—											
LYTLE, T.	DNP											
MacINTYRE	S											
MAGRI	—											
MARKSBERRY	DNP											
MATHEWES	✓											
McCARTNEY	S											
McGARRY	—											
MEEK	DNP											
MIDDLEMISS	✓											
MILLER, C.	DNP											
MILLER, I.	DNP											
MOELLER	S											
MONTEZ	S											
MORETTI	INJ											
● MULUMBA	S											
NEWMAN	—											
● NIXON	✓											
NOTH	DNP											
NOYER	DNP											
OLIVER	S											
PAIGE	DNP											
● PATTERSON	✓											
POLLEY	—											
● POPLAWSKI	✓											
PORTER	DNP											
PRICE	✓											
PURSELL	DNP											
● RAKESTRAW	✓											
ROBERTS	DNP											
ROSS	S											
RUSSELL	DNP											
SANDERS	DNP											
● SHENAU	✓											
SHERMAN	DNP											
SMITH	INJ											
● SPARACO	✓											
● STEFANO	✓											
STOLTENBERG	DNP											
TALLEY	✓											
TONZ	✓											
TREGO	✓											
TUILOMA	✓											
● UDOFFIA	S											
UMU	SSP											
VAN DIEST	DNP											
● VAUGHN	✓											
WALKER	✓											
WELLS	DNP											
● WIGLEY	✓											
● WINFREE	✓											
WORTHINGTON	✓											
DRESSED	91											
PLAYED	54											

Inactive For 2017: Brown, C.Frazier, Hamilton, J. Jackson, Sanchez, Shutack.

EXPERIENCE ANALYSIS

A look at annual fluctuations in the percentage of upperclassmen starting games over the last decade or so at Colorado; in 2012, the Buffaloes started its fewest seniors believed ever (17.8%) and a record number of freshmen (28.0%; 21.6% true frosh). A year-by-year glance at starts by class since 1999:

Season	G	SR	JR	SO	FR (RS-True)	UpperCl%	Fr-Pct.
1999	12	115	42	86	21 (20- 1)	59.5	8.0
2000	11	55	116	38	33 (15-18)	70.7	13.6
2001	13	102	95	83	7 (0- 7)	68.9	2.4
2002	14	155	130	14	9 (0- 9)	92.5	2.9
2003	12	105	49	78	32 (14-18)	58.3	12.1
2004	13	72	103	100	11 (0-11)	61.2	3.8
2005	13	116	112	48	10 (4- 6)	79.7	3.5
2006	12	92	84	71	17 (11- 6)	66.7	6.4
2007	13	89	106	38	53 (29-24)	68.2	18.5
2008	12	106	54	63	41 (24-17)	60.6	15.5

Season	G	SR	JR	SO	FR (RS-True)	UpperCl%	Fr-Pct.
2009	12	57	90	89	28 (24- 4)	55.7	10.6
2010	12	82	111	37	34 (22-12)	73.1	12.9
2011	13	141	55	57	33 (10-23)	68.5	11.5
2012	12	47	84	59	74 (17-57)	49.6	28.0
2013	12	70	92	69	33 (2-31)	61.4	12.5
2014	12	83	50	96	35 (18-17)	50.4	13.3
2015	13	59	110	86	31 (25- 6)	59.1	11.7
2016	14	141	116	27	24 (24- 0)	83.4	7.8
2017	1	10	8	3	1 (1- 0)	81.8	4.5

HEAD COACH MIKE MacINTYRE

Mike MacIntyre is in his fifth season as the head coach of the University of Colorado football program, and his seventh season as a collegiate head coach; he has a **21-31** record at Colorado and is **37-52** as a head coach in NCAA Division I (FBS). The 25th full-time head coach in CU history (27th overall) brought an impressive pedigree with him to Boulder, resuscitating a San Jose State Spartan team from a 1-12 record in 2010 to one that finished 11-2 in 2012 and was nationally ranked. Now a veteran coach of 27 seasons, MacIntyre arrived at San Jose State after two years as the defensive coordinator at Duke University, where he was reunited with head coach **David Cutcliffe** from earlier in his coaching days. Those Blue Devil defenses were among Duke's best statistically over a 20-year span, and in 2009, Duke's five wins were the most in a season by the Blue Devils since 1994. The American Football Coaches Association (AFCA) named him its 2009 FBS Assistant Coach of the Year. Another one of his mentors was the legendary and now Pro Football Hall of Fame coach **Bill Parcells**, and of course, his late father, **George MacIntyre**, coached at Vanderbilt (the 1982 national coach of the year).



	Overall	Home	Road	Neutral	2nd Half	Ranked	Unranked	Non-league	League	Bowls
MacIntyre at Colorado.....	21-31	12-12	5-16	4-3	8-19	2-14	19-17	11- 5	10-26	0- 1
MacIntyre / Career.....	37-52	21-20	12-29	4- 3	17-28	2-21	35-31	19-13	18-39	0- 1

COLORADO STREAKS: 2-game plus wins, 2-game plus losses: **5, 7**. 3-game plus wins, 3-game plus losses: **2, 6**. 4-game plus wins, 4-game plus losses: **2, 2**. 5-game plus wins, 5-game plus losses: **1, 2**. 6-game plus wins, 6-game plus losses: **1, 1**. Longest winning streak: **6**. Longest losing streak: **9**.

- ◆ MacIntyre, 51, has coached in a total of **345** football games in his career (**89** as a head coach): **186** in NCAA Division I (and another **23** as a grad assistant at Georgia); **82** as a full-time assistant coach in the National Football League; **54** in NCAA Division I-AA (at the time).
- ◆ He became just the second coach at Colorado since 1932 to win his first game at the reins of the Buffaloes (out of 15 coaches), and just the ninth (out of 25) to open with **two** wins. Rick Neuheisel was the last to do both (in 1995).
- ◆ MacIntyre is an '89 graduate of Georgia Tech and is the first Atlantic Coast Conference alum to take over the reins of the CU football program.
- ◆ **MacIntyre On His Roots:** *"I'm the son of a coach. And I received by Ph.D. in coaching from Bill Parcells. I used to sit next to him in staff meetings with the Cowboys. The two most important things I probably learned from him were how to evaluate personnel and how to organize practices."* He says Parcells taught him that quarterbacks learn more in 11-on-11 drills than the standard 7-on-7.
- ◆ He has also been influenced immensely by the late John Wooden (UCLA basketball); he has read all his books numerous times. On his own success: *"It takes a lot of people to be successful, it's never just you. It's everyone around you. The team effort starts before you ever get to the players."*
- ◆ Throughout his coaching career, MacIntyre has crafted an approach to coaching college football that incorporates **"The Four F's"** – Foundation, Family, Future and Football. He believes that if Colorado's student-athletes focus on these 4 F's, it will lead to great things:
Foundation is about becoming a solid person on a daily basis in their daily activities. That includes a commitment to things like self-discipline, perseverance, time management and responsibility;
Family is about being close, caring about each other and being accountable to each other. CU's players have to fully understand how their actions affect their teammates – on the field and in life. They will understand how their actions represent Colorado and their individual legacies;
Future is about putting the necessary energy into their academics; education is their future. Even if our student-athletes go on to play in the NFL for three-to-five years (the average length of a pro career), they need to have an idea about what they want to be the rest of their lives. Football is what they currently do, it's not who they are. Use football to get an education and a better future;
Football is the final F. MacIntyre believes if they have a good foundation, if they're doing the right things, they care about the guys around them and they're doing well academically and know what their future is, when they come to football practice, they are freed up; they'll play better and won't have a lot of baggage.
- ◆ MacIntyre has coached on both sides of the ball, spending four years at Ole Miss (1999-2002) where he started as the wide receivers coach for two seasons and the defensive secondary coach in his final two years. The Rebels posted a 29-19 record in that time with bowl appearances in the 1999 and 2002 Independence Bowls and the 2000 Music City Bowl. The 2001 Rebels ranked fifth nationally in pass defense, allowing just 161.3 yards per game.
- ◆ **The Coin.** MacIntyre always carries the same commemorative coin in his pocket, one his dad received in 1982 as the Bobby Dodd National Coach of the Year. *"I'm the proud son of George MacIntyre,"* he says in referring to his father coaching the Commodores to an 8-4 record that season.
- ◆ **Unique End of Spring.** The coaching staff put the players through one more practice *after* the spring game (in both 2013 and 2014). MacIntyre said it was to go over what they did right and wrong in the game, as well as to teach them how he wanted them to practice on their own in summer workouts.
- ◆ **On players having to be ready at a moment's notice to go into the game:** *"It's the only game in the world where you have 100 guys on the side watching just eleven in the game at any one time. So you're like the dog sitting on the porch. When that rabbit runs by, you've got to be ready to go."*
- ◆ **On playing music at practice:** *"Bill Belichick, Eric Mangini both did it. They believed it enhanced practice in many ways, including maintaining rhythm. It's no different than crowd noise; you're teaching the players to block out distractions, all background noise, yet and at the same time to still hear us."*
- ◆ At Mississippi, among his recruits were quarterback **Eli Manning** and Butkus Award winning linebacker **Patrick Willis**. And along his coaching trail, he has mentored many current and former NFL players including recently retired former Dallas and Cincinnati safety **Roy Williams**, a five-time Pro Bowl player. At Dallas, he also tutored **Terrence Newman**, the former Kansas State cornerback who longtime CU fans certainly remember.
- ◆ Unhappy that he had gained weight since college, slowly adding one or two pounds here and there over the years, he decided to do something about it. In early 2014, he read the book, *Why Diets Fail Us*; he started to eat much healthier, consume one or two nutrition-rich shakes a day (as replacement meals) and increased his workout regimen. The end result was that after six months, he dropped **63** pounds (he now weighs 180, what he did as a collegian).
- ◆ **MacIntyre** is a voter in the *USA Today*/ESPN Coaches poll for third straight year and fourth time overall; coaches are selected by a random draw (he is one of six Pac-12 voters). CU's head coach voted every season from 1987-2009, and the Buffalo coach has now had a vote for the 27 of the last 30 seasons.
- ◆ **CONTRACT.** MacIntyre was officially named CU's 25th full-time head coach on Dec. 10, 2012, and signed a 5-year contract worth just over \$2 million overall (\$250,000 base; \$875,000 radio/TV income, \$875,000 sponsorship income), plus various incentives that add to well over \$1 million. He received a one-year extension through 2018 in February 2014, and in January 2017, he signed a new agreement for five years (through 2021) for \$16.25 million (3.1 for the 2017 season with modest increases each year).

HEAD COACH MIKE MacINTYRE continued

- ♦ A 1989 graduate of Georgia Tech (Business Management), he lettered twice (1987-88) at free safety/punt returner for coach Bobby Ross. Prior to becoming a Yellow Jacket, MacIntyre played two seasons (1984-85) at Vanderbilt for his father, George, the head coach of the Commodores from 1979-85. The elder MacIntyre was the national coach of the year in 1982 when Vandy beat Alabama on its way to an 8-4 record.
- ♦ He earned his Master's degree in Education with an emphasis on Sports Management from the University of Georgia in 1991.

Mike MacIntyre Year-By-Year Coaching Record

Season	School	Overall					Pac-12 Conference					Finish / Conf.
		W	L	Pct.	Pts	Opp	W	L	Pct.	Pts	Opp	
2010	San Jose State	1	12	.077	209	451	0	8	.000	160	295	9th/Western Athletic
2011	San Jose State	5	7	.417	294	364	3	4	.429	193	196	t-4th/Western Athletic
2012	San Jose State	10	2	.833	423	257	5	1	.833	251	156	t-1st/Western Athletic
2013	Colorado	4	8	.333	305	459	1	8	.111	183	398	6th/Pac-12 South
2014	Colorado	2	10	.167	342	468	0	9	.000	263	387	6th/Pac-12 South
2015	Colorado	4	9	.308	320	357	1	8	.111	177	291	6th/Pac-12 South
2016	Colorado	10	4	.714	435	304	8	1	.889	289	166	1st/Pac-12 South
2017	Colorado	1	0	1.000	17	3	0	0	.000	0	0
Colorado Totals		21	31	.404	1419	1591	10	26	.278	912	1242	
Career Totals		37	52	.416	2345	2663	18	39	.316	1516	1889	

As a graduate assistant at Georgia (SEC, 2 seasons, 1990-91) 14-9 1 bowl (1-0)
As an assistant at Davidson (1 season, 1992) 5- 5
As an assistant at UT-Martin (OVC, 4 seasons, 1993-96) 17-27
As an assistant at Temple (Big East, 2 seasons, 1997-98) 5-17

As an assistant at Mississippi (SEC, 4 seasons, 1999-2002) 31-20 3 bowls (2-1)
As an assistant at Dallas (NFL, 4 seasons, 2003-06) 34-32 2 playoffs (0-2)
As an assistant at New York Jets (NFL, 1 season, 2007) 4-12
As an assistant at Duke (ACC, 2 seasons, 2008-09) 9-15

COLORADO SUPERLATIVES UNDER MIKE MacINTYRE

The home (listed first) and road/neutral bests in the Mike MacIntyre Era at Colorado (2013-present; *—denotes school record):

MOST FIRST DOWNS

33 Nicholls State Sept. 26, 2015
39 *at California (2ot) Sept. 27, 2014

MOST RUSHING YARDS

390 Massachusetts Sept. 12, 2015
260 on two occasions (CSU, UO 2016)

MOST PASSING YARDS

364 California Nov. 16, 2013
455 at California (2ot) Sept. 27, 2014

MOST OFFENSIVE PLAYS

100 Washington State Nov. 19, 2016
114 at UCLA Oct. 31, 2015

MOST TOTAL OFFENSE

636 Nicholls State Sept. 26, 2015
630 at California (2ot) Sept. 27, 2014

MOST POINTS

56 Idaho State Sept. 10, 2016
56 at California (2ot) Sept. 27, 2014

MOST TIME OF POSSESSION

36:36 Idaho State Sept. 10, 2016
41:05 at UCLA Oct. 31, 2015

LONGEST SCORING DRIVE (TD; Yards)

99 Arizona State Sept. 13, 2014
91 at Southern Cal Oct. 18, 2014

FEWEST FIRST DOWNS ALLOWED

7 on two occasions (ISU, ASU 2016)
12 Colo. St. (Denver) Sept. 2, 2016

FEWEST RUSHING YARDS ALLOWED

25 UCLA Nov. 3, 2016
88 Colo. St. (Denver) Sept. 1, 2017

FEWEST PASSING YARDS ALLOWED

40 Nicholls State Sept. 26, 2015
63 Colo. St. (Denver) Sept. 2, 2016

FEWEST OFFENSIVE PLAYS ALLOWED

55 Idaho State Sept. 10, 2016
57 at UCLA Nov. 2, 2013

LEAST TOTAL OFFENSE ALLOWED

96 Idaho State Sept. 10, 2016
225 Colo. St. (Denver) Sept. 2, 2016

FEWEST POINTS ALLOWED

0 Nicholls State Sept. 26, 2015
3 Colo. St. (Denver) Sept. 1, 2017

MOST TURNOVERS FORCED

4 on two occasions
4 on three occasions (all in 2016)

MIKE MacINTYRE VERSUS THE NATION

School	W	L	Pts	Opp	School	W	L	Pts	Opp	School	W	L	Pts	Opp
Alabama	0	1	3	48	Louisiana Tech	1	2	118	126	Stanford	1	3	40	124
Arizona	1	3	120	144	Massachusetts	2	0	89	52	Texas-San Antonio	1	0	52	24
Arizona State	1	3	100	156	Michigan	0	1	28	45	Texas State	1	0	31	20
Boise State	0	1	0	48	Navy	2	0	39	24	UC-Davis	1	1	58	27
Brigham Young	1	1	36	43	Nevada	0	2	27	52	UCLA	1	4	128	157
California	1	1	97	83	New Mexico State	2	1	108	60	Utah	1	4	95	160
Central Arkansas	1	0	38	24	Nicholls State	1	0	48	0	Utah State	0	3	94	121
Charleston Southern	1	0	43	10	Oklahoma State	0	1	8	38	Washington	0	3	40	138
Colorado State	6	1	224	143	Oregon	1	3	91	180	Washington State	1	1	41	51
Fresno State	1	1	45	57	Oregon State	2	2	112	99	Wisconsin	0	1	14	27
Hawai'i	2	2	76	108	San Diego State	1	0	38	34	Totals	37	52	2345	2663
Idaho	1	2	94	71	Southern California	0	4	98	151					
Idaho State	1	0	56	7	Southern Utah	1	0	16	11					

MIKE MacINTYRE TEAMS / SITUATIONAL

Category	W	L	Category	W	L	Category	W	L	Category	W	L
Overall	37	52	Ranked Teams (AP)	2	21	Overtime	1	3	Sunday	1	0
Home	21	20	Top 5 (0-0 vs. No. 1)	0	6	1 OT	1	1	Monday	0	0
Road	12	29	Top 10	0	8	2 OT	0	2	Tuesday	0	0
Neutral	4	3	Unranked Teams	35	31	3 OT	0	0	Wednesday	0	0
Bowl Games	0	1	As A Ranked Team	4	3	August	0	2	Thursday	1	2
Day Games	21	25	Pac-12 Conference Games	10	26	September	17	11	Friday	3	4
Night Games	16	27	Home	6	12	October	9	19	Saturday	32	46
Shutouts	2	1	Road	4	14	November	11	17	Eastern Time Zone	2	1
Scoring 50+ Points	3	1	Non-Conference	19	13	December	0	3	Central Time Zone	1	4
Scoring 20+ Points	32	26	At Colorado	11	5	January	0	0	Mountain Time Zone	20	23
Scoring <20 Points	5	26	7-Point Games Or Closer	13	19				Pacific Time Zone	14	22
Allowing <20 Points	18	2	At Colorado	6	10				Hawaii-Aleutian Time Zone	0	2

MacINTYRE / POINT DIFFERENTIAL AT COLORADO

Margin	1	2	3	4	5	6	7	8	9	10	11	12	13	14	15	16	17	18	20	22	24	25	27	28	30	31	32	32	34	37	41	48	49	52	Total	
Won	0	0	3	1	2	0	0	0	1	1	0	0	0	4	0	0	1	0	0	0	1	1	0	0	0	0	0	1	1	1	1	1	1	0	—	21
Lost	0	0	3	3	1	1	2	1	0	0	0	0	0	2	1	0	2	2	0	1	2	1	1	1	1	1	1	0	1	0	2	0	0	1	—	31

MACINTYRE 2016 CONSENSUS COACH OF THE YEAR

The avalanche of honors all started late last November when **Mike MacIntyre** was named the Pac-12 Conference Coach of the Year, CU's first as a member of the league it joined in 2011, and the first since **Gary Barnett** won it for the Big 12 in 2004. Then the National Coach of the Year awards started to roll in, and when all was said and done, he captured eight of the 10 earning the honor from: the *Associated Press*, Walter Camp, Bobby Dodd, ESPN/Home Depot, FWAA/Eddie Robinson, American Football Coaches Association (AFCA), SB Nation and Scout.com; he was as well a finalist for the other two, the Bear Bryant and Maxwell Club awards. He also earned the AFCA Region 5 Coach of the Year honor and the group's inaugural Comeback Coach of the Year Award. The Colorado Sports Hall of Fame presented him with its "King of the Hill" honor for all sports within the state for 2016. MacIntyre joined **Bill McCartney** as CU's only national coaches of the year, as "Mac I" was the unanimous selection for the 1989 season.

WHAT THEY'VE SAID ABOUT MIKE MacINTYRE

ELI MANNING, New York Giants Quarterback

MacIntyre recruited Manning to Mississippi while on the Rebels' staff.

"As good a coach as Mike MacIntyre is, he is an even better person. He recruited me to Ole Miss with a little help from my mother and father, and I was fortunate enough to work with him on both sides of the ball. He coached our wide receivers my freshman year, so I worked closely with him on our passing game, and then for the next two years I got to throw against his secondary every day in practice when he coached the defensive backs, which was invaluable in my preparation. He's a great coach and a great recruiter, and he will not be outworked."

PATRICK WILLIS, San Francisco 49ers Linebacker

MacIntyre recruited Willis to Mississippi while on the Rebels' staff.

"Coach MacIntyre is a great guy, a guy who knows how to recruit. A guy who knows how to get guys to play, get guys on one accord. He proved that at San Jose State this year, leading them to a great season. I'm really happy for him and I wish him the best of luck at Colorado."

DUKE IHENACHO, Denver Broncos

MacIntyre coached Ihenacho at San Jose State

"That's my guy, Coach Mac. CU has a good coach. They have a very passionate coach obviously. I think they got somebody that cares for the players and cares about the

program. I can't say [anything] but nice things and great things about Coach Mac because I played under him and he benefitted me. Coach Mac is a great guy and he is going to get that program on the right track."

MARV SUNDERLAND, Tennessee Titans Scout

MacIntyre worked Sunderland when both were with the New York Jets

"He's highly organized, a very good teacher, and a disciplinarian, but not in a nasty way, he commands it through respect. He's a very people-oriented type of person who will be a great recruiter for the University of Colorado. This man is a class guy."

DAVID CUTCLIFFE, Duke Head Football Coach

MacIntyre worked for Cutcliffe at both Mississippi and Duke.

"Congratulations to Coach MacIntyre and his family – the University of Colorado has hired an excellent coach and an even finer man. Obviously our history together runs deep, and I couldn't be happier for him, Trisha and their children. Plain and simple, Coach MacIntyre knows how to coach the game of football. It's in his blood. He understands the importance of the well-rounded student-athlete as well as the football program's place in the community. His success in three years at San Jose State is well-documented and his work as an assistant coach on both the collegiate and professional levels speaks for itself. But on top of all of his coaching excellence – and there is a great deal of that – Coach MacIntyre is a tremendous person."

THE CLASS OF '13

Ahead of the 2013 season, 31 programs including Colorado hired new head coaches, 14 of whom (denoted by an *) were first-time head coaches on the collegiate level. Here's a look at the remaining 15 coaches that make up the "class of 2013" and their records through games of September 4:

Coach, School (2017 record)	W	L	Pct.
Gus Malzahn, Auburn (1-0)	36	17	.679
*Rod Carey, Northern Illinois (0-1)	35	20	.636
Skip Holtz, Louisiana Tech (1-0)	33	22	.600
Butch Jones, Tennessee (1-0)	31	21	.596
Matt Wells, Utah State (0-1)	28	26	.519
Bret Bielema, Arkansas (1-0)	26	26	.500
Dave Doeren, N.C. State (0-1)	25	27	.481
Steve Addazio, Boston College (1-0)	25	27	.481
*Kliff Kingsbury, Texas Tech (1-0)	24	27	.471
Mike MacIntyre, Colorado (1-0)	21	31	.404
*Mark Stoops, Kentucky (1-0)	20	30	.400
*Sean Kugler, Texas-El Paso (0-1)	18	32	.360
*Paul Petrino, Idaho (1-0)	16	33	.327
*Paul Haynes, Kent State (0-1)	12	36	.250
Doug Martin, New Mexico State (0-1)	10	39	.204

No longer with school (fired/hired elsewhere):

Coach, School	W	L	Pct.
Gary Anderson, Wisconsin	19	7	.731
*Mark Helfrich, Oregon	37	16	.698
Bobby Petrino, Western Kentucky	8	4	.667
*Bryan Harsin, Arkansas State	7	5	.583
*P.J. Fleck, Western Michigan	30	22	.577
Tommy Tuberville, Cincinnati	30	22	.577
*Matt Rhule, Temple	28	23	.549
Willie Taggart, South Florida	24	25	.490
*Brian Polian, Nevada	23	27	.460
Rob Caragher, San Jose State	19	30	.388
Sonny Dykes, California	19	30	.388
*Scott Shafer, Syracuse	14	23	.378
*Todd Monken, Southern Miss	13	25	.342
Ron Turner, Florida International	10	30	.250
Darrell Hazell, Purdue	9	33	.214
Trent Miles, Georgia State	9	38	.191

COACHES ON GAME DAY

The coaching staff, as always, is split between the sidelines and the press box. Head coach **Mike MacIntyre** wears a headset on the sideline; other full-time assistants on the sideline are defensive coordinator **D.J. Eliot**, defensive line coach **Jim Jeffcoat**, secondary coach **ShaDon Brown**, co-offensive coordinator and receivers coach **Darrin Chiaverini**, offensive line coach **Klayton Adams** and running backs coach **Darian Hagan**. In the coaches booth are co-offensive coordinator **Brian Lindgren**, tight ends/H-backs coach **Gary Bernardi** and inside linebackers coach **Ross Els**. Three of the four graduate assistants are also in the press box: **John Hughes** and **Peter Tuitupou** (offense) and **Chidera Uzo-Diribe** (defense); **Matt Daniels** is on the field. Colorado signals in plays when not brought in by substituting players on offense (signal on defense).

HEAD COACHING FATHERS AND THEIR PLAYER SONS

There have been **84** known players in Division I-A (FBS) history who have played for their head-coaching fathers in college, including **three** active pairings, according to a survey of I-A sports information departments. The count includes CU head coach **Mike MacIntyre** and his oldest son, **Jay**; Colorado is one of a handful of schools to have it happen twice, as **Dan Hawkins** had son Cody on his CU teams from 2007-10.

Perhaps the most famous and best head coach father and son tandem in NCAA history is **Jim and Kevin Sweeney** at Fresno State. Kevin played for his father from 1982-86, when he became the first player in NCAA history to throw for 10,000 career passing yards (Jim was FSU's head coach for 19 years, retiring No. 17 on the all-time win list with 200 in his 32-year coaching career).

Note: another famous combo was at Marshall, when they were a I-AA powerhouse just before moving up to I-A, **Todd Donnan** started at QB for his father, **Jim**, in 1993-94.

A FIRST? We polled the nation on two occasions, and no other instance has yet to turn up where a head coach had his father as a head coach in college and then had a son on a team that he is the head coach. But that appears to be the case with **Mike MacIntyre**, who was coached by his father **George** at Vanderbilt in 1984-85 and is now coaching his son, **Jay**, a junior at Colorado.

There are currently **three** schools where a player is playing for his head coach father, and in one case, two sons are (Iowa State). Here's a look at the all-time list of known head coaching father-player son pairings at the same school (#—denotes active in 2017):

School	Head Coach	Son (Position)	Years	School	Head Coach	Son (Position)	Years
Alabama-Birmingham	Watson Brown	*Steven (WR)	2005-06	Michigan	Lloyd Carr	Jason (QB)	1994-95
Arizona State	Frank Kush	*Danny (PK)	1973-76	#Middle Tennessee	Rick Stockstill	Brent (QB)	2014-present
Arizona State	Larry Marmie	Larry Jr. (DB)	1989-91	Minnesota	Joe Salem	*Tim (QB)	1980-82
Arkansas	Bobby Petrino	Bobby (WR)	2009	Minnesota	Tim Brewster	Clint (QB)	2007
Arkansas	Bobby Petrino	Nick (QB)	2008-09	Mississippi State	Bob Tyler	Breck (WR)	1977-78
Army	Earl "Red" Blaik	*Robert (QB)	1949-50	North Texas	Todd Dodge	*Riley (QB)	2008-10
Army	Rich Ellerson	*Andrew (LS)	2011-13	Notre Dame	Ara Parseghian	Mike (RB)	1971-74
Ball State	Bill Lynch	Billy (WR)	1998-01	Notre Dame	Lou Holtz	Skip (WR)	1986
Ball State	Bill Lynch	Joey (QB)	2002	Ohio	Cleve Bryant	*Rodney (QB)	1989-90
Baylor	Bill Beal	*Phil (S)	1970-71	Oklahoma State	Bob Simmons	Nathan (RB)	1996-99
Boston College	Steve Addazio	Louie (TE)	2012-15	#Old Dominion	Bobby Wilder	Derek (LB)	2015-present
BYU	LaVell Edwards	*Jimmy (WR)	1981, 84-86	Oregon	Jim Aiken	*James Jr. (RB)	1948
California	Jeff Tedford	Quinn (WR)	2008-09	Oregon	Rich Brooks	Brady (FS)	1988-89
Chicago, U of.	Amos Alonzo Stagg	Amos Alonzo Jr.	1922	Oregon	Mike Bellotti	Luke (PK)	2003-07
Colorado	Dan Hawkins	*Cody (QB)	2006-10	Penn State	Joe Paterno	Jay (QB)	1986-89
#Colorado	Mike MacIntyre	Jay (WR)	2014-present	San Diego State	Tom Craft	Kevin (QB)	2005
Colorado State	Harry Hughes	William	1935, 37	South Carolina	Steve Spurrier	Scott (WR)	2006-09
Florida	Doug Dickey	Don (DB)	1975-76	SMU	Rusty Russell	*H.N. (QB)	1950-51
Florida State	Bobby Bowden	Jeff (WR)	1981-82	SMU	Phil Bennett	*Sam (LS)	2006-07
Fresno State	Jim Sweeney	*Kevin (QB)	1982-86	Southern Miss	Jim Carmody	Steve (C)	1982-83
Fresno State	Pat Hill	Zak (SS)	2007-09	Southern Miss	Jim Carmody	Keith (DT)	1985-86
Houston	Art Briles	Kendal (WR/QB)	2004-05	Tennessee	Robert Neyland	Bob, Jr. (HB)	1952
Illinois	Mike White	Chris (PK)	1983-85	Tennessee	Butch Jones	Alex (K)	2015-16
Indiana	Lee Corso	*Steve (SE)	1979-80	Texas	Fred Akers	Danny (QB)	1983-85
Iowa	Bob Comings	*Bobby Jr. (QB)	1977-78	Tulsa	Glen Dobbs	Glenn III (QB)	1963-67
Iowa	Kirk Ferentz	*Brian (OL)	2002-05	Tulsa	Glen Dobbs	Johnny (QB)	1966-68
Iowa	Kirk Ferentz	James (C)	2009-12	Tulsa	John Cooper	John, Jr. (DB)	1981-84
Iowa	Kirk Ferentz	Steve (OL)	2012-16	USC	John McKay	*John, Jr. (WR)	1972-74
Iowa State	Jim Criner	Mark (LB)	1986	USC	Larry Smith	Corby (QB)	1992
Iowa State	Paul Rhoads	Jake (WR)	2013-15	Utah	Kyle Whittingham	Tyler (DB/ST)	2010-11
Iowa State	Paul Rhoads	Wyatt (WR)	2015	#Utah	Kyle Whittingham	Alex (LB)	2014-present
Kansas State	Jim Dickey	*Darrell (QB)	1979-82	Utah State	Gary Andersen	Keegan (TE)	2010-12
Kansas State	Bill Snyder	*Sean (P)	1991-92	Vanderbilt	George MacIntyre	*Mike (DB)	1984-85
Kentucky	Hal Mumme	Matt (QB)	1997-98	Virginia Tech	Frank Beamer	*Shane (LS/WR)	1996-99
Louisiana Tech/Mississippi	%Billy Brewer	Brett (P)	1980-84	Wake Forest	Jim Caldwell	Jimmy Caldwell (WR)	1999
Louisiana-Lafayette	Rickey Bustle	Brad (OG)	2006-09	Washington State	Mike Price	*Aaron (PK)	1991-93
Louisiana-Lafayette	Mark Hudspeth	Gunner (QB)	2015-16	West Virginia	Bobby Bowden	*Tommy (WR)	1973-75
Louisiana-Monroe	Pat Collins	*Mike (C)	1981-82	West Virginia	Bobby Bowden	Terry (RB)	1975
Maryland	Jerry Claiborne	Jonathan (S)	1975-77	Western Michigan	Bill Cubit	*Ryan (QB)	2003-06
Massachusetts	Mark Whipple	Austin (QB)	2014-16	Wisconsin	Gary Andersen	Chasen (LB)	2014
Memphis	Rip Scherer	Scott (QB)	1998-00	*—denotes started/first-team (at some point when father was head coach at the time; in some cases, they became the starter after the father moved on).			
Memphis	Tommy West	Turner (WR)	2006-09	%—The elder Brewer moved on to Mississippi in 1983 and son followed.			
Miami, Fla.	Dennis Erickson	Bryce (QB)	1993				
Miami, Fla.	Randy Shannon	Xavier (C)	2008				



MacIntyre "Row" — Jay, Mike & George

While this is the second time that CU has had the head coach father-player son active combo, the Buffaloes have seen it against them in the past. Iowa State (**Criners**), Kansas State (**Dickeys, Snyders**), Oklahoma State (**Simmons**) and perhaps one of the most famous father-son duos, **Lee and Steve Corso** at Indiana. When confirming with Lee, he was pretty proud that Steve caught the game winning TD in a 36-30 win against Kentucky his senior year, and reminded us that he had two pretty good games against Colorado (5 catches for 87 yards in a 17-16 CU win in 1979, and 3-for-38 in a 49-7 Indiana win in 1980).

2017 COACHING CHANGES

There are four new members of CU's coaching staff: **D.J. Eliot**, defensive coordinator/outside linebackers (replaces Jim Leavitt, who coached all the LBs); **ShaDon Brown** (secondary, replaces Charles Clark and Joe Tumpkin, who coached the corners and safeties, respectively); and **Ross Els** (outside linebackers). In addition, **Matt Daniels** joins the ranks as an offensive graduate assistant, replacing Corey Edsall, who took a full-time position at Connecticut coaching tight ends under his father.

➔ The CU staff has remained intact twice since **Bill McCartney's** 1988 and 1989 teams, in 2011-12 (under **Jon Embree**) and 2013-14 (under MacIntyre).

FIFTH YEAR USUALLY A WINNER

MacIntyre is now the 10th coach in CU history (out of 25 full-time) who is coaching the team for a fifth consecutive season; he became the eighth of the 11 to lead CU to a winning season in their fourth year. He matched the 1985 Buffaloes under Bill McCartney for the most dramatic fourth-year by a coach in the program; both teams had a +5½ game improvement over the previous year and both ended long bowl droughts. The 1985 team went 7-5 after the previous six CU teams went 7-25-1. The 2016 Buffs went 10-4, matching the team's win total over the previous three years (10-27), and went 8-1 in league play (CU was 7-46 the previous six years). A look at Colorado's 10 coaches who coached the Buffs at least five straight years:

Head Coach	Inaugural Season	1st Yr Record	2nd Yr Record	3rd Yr Record	4th Yr Record	5th Yr Record	Notes
Fred Folsom.....	1895	5-1	5-0	7-1	4-4	7-2	Folsom would have a second run of four-plus straight years (1908-15)
Myron Witham.....	1920	4-1-2	4-1-1	4-4	9-0	8-1-1	Two-year record of 17-1-1 remains best in school history (next best: 22-2-1 in 1989-90)
Bunny Oakes	1935	5-4	4-3	8-1	3-4-1	5-3	After an 0-3 start, Buffs rebound to win five in a row to close season
Dal Ward	1948	3-6	3-7	5-4-1	7-3	6-2-2	The game of this year was a 21-21 tie with No. 4 Oklahoma; OU's only blemish in league play over 11 seasons
Eddie Crowder.....	1963	2-8	2-8	6-2-2	7-3	9-2	Colorado zooms to No. 3 in the nation after 5-0 start; win second bowl game in program history
Bill Mallory	1974	5-6	9-3	8-4	7-3-1	6-5	Buffs ascend to No. 13 ranking nationally with 5-0 start (for second straight year), but drop five of six
Bill McCartney	1982	2-8-1	4-7	1-10	7-5	6-6	After opening 0-4 (three losses by eight points), Buffs rally to finish 6-1 in Big 8 (with win over No. 3 NU)
Gary Barnett	1999	7-5	3-8	10-3	9-5	5-7	Buffs would rebound to win the Big 12 North Division in his sixth and seventh years
Dan Hawkins	2006	2-10	6-7	5-7	3-9	3-6	He was relieved of head coaching duties with three games remaining in season
Mike MacIntyre	2013	4-8	2-10	4-9	10-4	1-0	His '16 Buffs were the third team in CU history to post a winning record in Year 4 after a sub-.500 Year 3

COACH AT COLORADO ... LAND A MEDIA GIG POST-CAREER

Four of the last five CU head coaches all have or have had media gigs. **Rick Neuheisel** (1995-98) was a studio host on the Pac-12 Network for the network's first three years before moving on to CBS in 2015 (he also co-hosts a daily show on SiriusXM College Sports (Ch 84); **Gary Barnett** (1999-2005) is an occasional analyst on Sports USA Radio and is the analyst on CU's KOA-Radio broadcasts; and **Dan Hawkins** (2006-10) was an analyst for ESPN before taking over as head coach at UC Davis in 2017. And even **Bill McCartney** (1982-94) hosted a radio show in 2012 on 102.3 FM in Denver.

JEFFCOAT ON PAC-12 ALL-CENTURY TEAM

Two CU assistant coaches earned finalist status for the Pac-12 All-Century team announced in 2015, with defensive line coach **Jim Jeffcoat** named to the final team as one of five defensive ends for accomplishments at Arizona State as a player. Jeffcoat recorded 102.5 quarterback sacks in his 15-year career in the National Football League (with Dallas and Buffalo), a number that still ranks 26th all-time in the NFL, which was 10th at the time he retired (though he might enjoy talking about his two career interceptions which he returned 65 and 26 yards, respectively, and both for touchdowns).

BUFF ALUMNI IN THE FBS COACHING RANKS: Brad Bedell ('99), OL, Arkansas State; Ronnie Bradford ('92), DB, USC; Jason Burianek ('02), HC, Missouri Baptist; Cedric Cormier ('01), WR, UNLV; Rich Fisher ('92), WR, Nebraska; David Gibbs ('90), DC, Houston; Chris Naeole ('96), Interim HC/OL, Hawaii; Anthony Perkins ('11), CB, Ohio; Rod Perry ('75), DB, Oregon State; Pete Shinnick ('86), HC, West Florida; Steve Stripling ('76), Assoc. HC/DL, Tennessee; Ryan Walters ('08), DB, Missouri. **IN THE FCS:** Brian Cabral, AHC/DC ('78), Indiana State; Paul Creighton ('03), UC Davis, TE; Ty Gregorak ('99), DC/LB, Montana; Parker Orms ('13), GA/CB, West Georgia; Anthony Perkins ('11), DB, Indiana State; Jeff Smart ('09), LB, Penn. **AND DOWN I-25 AT CSU-PUEBLO:** Donnell Leomiti ('95), DB.

FBS PROGRAMS WITH MOST CURRENT STUDENT-ATHLETES WHOSE FATHERS ALSO PLAYED AT THE SAME SCHOOL: Clemson 9, Michigan 9, Iowa 8, BYU 7, Georgia Tech 7, Florida State 6, Hawaii 6, Virginia 6, Texas 5, Colorado 4, West Virginia 4.

2017 COLORADO FOOTBALL STAFF

Head Coach	Mike MacIntyre (<i>Georgia Tech '89</i>)	Director of Recruiting	Adam Toyama (<i>Hawai'i '04</i>)
Co-Offensive Coordinator / Quarterbacks	Brian Lindgren (<i>Idaho '04</i>)	Director of Player Personnel	Brad Forsyth (<i>Illinois Wesleyan '90</i>)
Co-Offensive Coordinator / Receivers	Darrin Chiaverini (<i>Colorado '99</i>)	Director of Quality Control/Offense	Daniel Da Prato (<i>UL-Monroe '03</i>)
Offensive Line	Klayton Adams (<i>Boise State '05</i>)	Director of Quality Control/Defense	Nate Taye (<i>San Jose State '13</i>)
Running Backs	Darian Hagan (<i>Colorado '96</i>)	Director of Quality Control/Special Teams	Matt Thompson (<i>Fort Lewis '05</i>)
Tight Ends / H-Backs	Gary Bernardi (<i>Cal State-Northridge '76</i>)	Director of Football Academics	Katie Bason (<i>Wake Forest '05</i>)
Defensive Coordinator / O-Linebackers	D.J. Eliot (<i>Wyoming '99</i>)	Operations & Recruiting Assistant	Scott Unrein (<i>Colorado '11</i>)
Defensive Line	Jim Jeffcoat (<i>Arizona State '82</i>)	Intern	Erik Aunese (<i>Colorado Mesa '16</i>)
Secondary	ShaDon Brown (<i>Campbellsville '02</i>)	Intern	Cory Hall (<i>Colorado '16</i>)
Inside Linebackers	Ross Els (<i>Nebraska-Omaha '88</i>)	Intern	Bruce Jones (<i>Texas Tech '15</i>)
Offensive Graduate Assistant	Peter Tuitupou (<i>San Jose State '13</i>)	Intern	Mike Slife
Offensive Graduate Assistant	John Hughes (<i>Humboldt State '12</i>)	Director of Strength & Conditioning	Drew Wilson (<i>King's College '00</i>)
Defensive Graduate Assistant	Matt Daniels (<i>Duke '12</i>)	Asst. Strength & Conditioning Coach	Terrance Motley (<i>BYU '15</i>)
Defensive Graduate Assistant	Chidera Uzo-Diribe (<i>Colorado '14</i>)	Asst. Strength & Conditioning Coach	Justin Geyer (<i>Mt. St. Joseph '10</i>)
Director of Football Operations	Bryan McGinnis (<i>San Jose State '07</i>)	Asst. Strength & Conditioning Coach	Jeremy Layport (<i>Cal Lutheran '02</i>)

HISTORICALLY

Colorado is in its second century of intercollegiate football, as the Buffaloes finished their 127th season of competition having played **1,226** games with an all-time record of **696-494-36**. CU currently stands 25th on the all-time win list and is 36th in all-time winning percentage (.582; the Buffs are 29th for those schools with 1,000 or more games played in Division I-A). Only 12 Division I schools have played more seasons of intercollegiate football than Colorado; Washington is the only Pac-12 school that matches CU's total of 128 (Cal is the only one who has played more games – 1,233), with only USC (824) and Washington (716) having won more games (CU is sixth in the league in winning percentage).

➔ In Boulder, the Buffs are **401-189-16** (.675) all-time and **309-169-10** (.643) in 93 seasons on the “hilltop” (Folsom Field).

OVERTIME

Colorado is **6-7** all-time in overtime games (**3-4** at home); the Buffs became the 84th team in Division I-A to play an overtime game when it played its first ever extra session affair against Missouri in 1999. Here's a chart summarizing the Buffs in overtime (*—denotes in Denver):

Date	Opponent	Score	Regulation	Coin Toss	Choice	---Total Yards---		Notes
						Offense	Defense	
10-09-99	MISSOURI	W 46-39	39-39	Missouri	Defense	25	13	Ends with Kelly INT
11-26-99	NEBRASKA	L 30-33	27-27	Nebraska	Defense	9	25	CU trailed 27-3 early in 4th
11-09-02	at Missouri	W 42-35	35-35	Missouri	Defense	25	18	Ends with Mossoni FR
12-28-02	Wisconsin	L 28-31	28-28	Wisconsin	Defense	-2	5	Alamo Bowl
10-11-03	KANSAS	W 50-47	44-44	Colorado	Defense	25	7	Calhoun 3-25, TD rushing in OT
10-23-04	at Texas A & M	L 26-29	26-26	Colorado	Defense	14	33	First CU turnover in an OT ends it
10-07-06	BAYLOR	L 31-34 (3 OT)	17-17	Colorado	Defense	42	72	Ends in 3OT on Baylor INT
9-01-07	*Colorado State	W 31-28	28-28	Colorado	Defense	7	16	Eberhart kicks GWFG (35) after Wheatley INT
9-18-08	WEST VIRGINIA	W 17-14	14-14	Colorado	Defense	18	19	Goodman kicks GWFG (25) after WVU FG miss
9-10-11	CALIFORNIA	L 33-36	30-30	California	Defense	20	45	CU drives to CA4 but drive stalled
9-27-14	at California	L 56-59 (2 OT)	49-49	Colorado	Defense	46	34	CU drives to CA1 but failed on 4th down
10-25-14	UCLA	L 37-40 (2 OT)	31-31	Colorado	Defense	13	40	CU rallied from 31-14 down in 4th; two OT FGs
9-19-15	*Colorado State	W 27-24	24-24	Colorado	Defense	10	2	Gonzalez kicks GWFG (32) after Thompson FG block

COMEBACK BUFFS

Over the last 10 seasons, Buffs rallied to win from 10 or more points down 12 times, including twice under Mike MacIntyre, including rallying from its largest deficit ever against CSU. In 2014, UMass was up by 11 early in the second half after cashing in on a pick-six. Two of the rallies came from 17 down: in 2012, Washington State led, 31-14, early in the fourth quarter, but CU scored three straight TDs to close the game, capped by **QB Jordan Webb** scoring on fourth down from four yards out with 0:09 remaining; **PK Will Oliver** added the game winning PAT. In 2007, the Buffs got the best of No. 3 Oklahoma when **PK Kevin Eberhart** capped a run of 20 straight points with a 45-yard field goal for a 27-24 win. Eight have taken place in Boulder, a ninth (the first one) in Denver against CSU, and two on the road (the Washington State comeback was the largest fourth quarter comeback on the road CU has ever had).

COLORADO COMEBACKS

Trailed By	Time, Qtr.	Final	Opponent (Date)
14 (0-14)	2:44, 1Q	27-24	OT; Colorado State (Sept. 19, 2015)
11 (20-31)	12:24, 3Q	41-38	at Massachusetts (Sept. 6, 2014)
17 (14-31)	8:07, 4Q	35-34	at Washington State (Sept. 22, 2012)
11 (3-14)	3:47, 1Q	44-36	KANSAS STATE (Nov. 20, 2010)
10 (14-24)	10:40, 3Q	29-27	GEORGIA (Oct. 2, 2010)
10 (0-10)	0:00, 2Q	31-13	HAWAII (Sept. 18, 2010)
10 (21-31)	11:01, 4Q	35-34	TEXAS A&M (Nov. 7, 2009)
11 (13-24)	9:14, 4Q	28-24	IOWA STATE (Nov. 8, 2008)
14 (7-21)	7:29, 2Q	31-24	EASTERN WASHINGTON (Sept. 6, 2008)
11 (24-35)	0:23, 2Q	65-51	NEBRASKA (Nov. 23, 2007)
17 (7-24)	12:23, 3Q	27-24	OKLAHOMA (Sept. 29, 2007)
11 (17-28)	10:05, 3Q	31-28	OT; Colorado State (Sept. 1, 2007)

LITTLE KNOWN RARITY

In CU history, the Buffaloes have had a 100-yard rusher and receiver in the same game on **40** occasions (and are **30-10** in games when this occurs). It's happened four times this year (including two 100-yard rushers, **TB Phillip Lindsay**/**QB Sefo Liufau** and a 100-yard receiver, **WR Devin Ross** against Washington State. It's happened nine times overall with CU as a member of the Pac-12 (previously once each in 2011, 2012, 2013, 2014 and 2015). In 2001, the first time the same player had 100 yards in both in the same game at Colorado occurred when **TB Cortlen Johnson** had 172 rushing and 105 receiving at Iowa State. *A closer look at this unique list can be found on page 197 of the 2017 CU Information Guide & Record Book supplement.*

FOLSOM FIELD CAPACITY SNAPSHOT

Folsom Field's official capacity had been 53,613, expanded last in 2003 when 1,903 club seats and 41 suites were added in the east side stadium expansion; however, with CU's \$156 million Athletics Complex Expansion nearing completion and the northeast corner of the stadium and the north stands now redesigned, the new capacity now stands at **50,183**. Folsom is tied for the 18th oldest venue among the 128 NCAA Division I-A/FBS stadiums. It is the fourth oldest stadium in the Pac-12 Conference, as only Husky Stadium (Washington, 1920), Rose Bowl Stadium (UCLA, 1922) and Los Angeles Memorial Coliseum (USC, 1923) are older.

CU FOOTBALL REMAINS SECOND MOST POPULAR PER-GAME SELL IN STATE

The final home attendance figure for 2016 was **279,652**, an average of 46,609 for six home games, over 7,220 more than CU's 2015 average. It marked the 22nd straight season that Colorado football was the second largest draw per game in the state behind the NFL Denver Broncos (and the 40th time in the last 42 years). The fledgling Colorado Rockies took over the second spot the two years they played at old Mile High Stadium, averaging in the mid-to-upper 50s in 1993 and 1994. The Broncos wrestled the state's top spot away from the Buffs permanently in 1975 after first doing so in 1969, with six years of see-sawing in-between (CU had been the state attendance leader since Folsom Field was built in 1924). CU continues to have the second largest public and overall season ticket base in the state (the count in 2016 was just under 27,000 when adding in 9,200 student holders to 17,500 public tickets (student tickets are purchased, just at a discounted rate). In 2016, CU was again first in the state in college football attendance for the **51st** straight year, ahead of Air Force (29,586; AFA was the last school top CU's figure, in 1965) and Colorado State (27,600); all had six games. The Broncos averaged 76,744 fans per game in 2016; the Rockies are averaging 36,693 this summer (70 games, Sept. 4).

SCORING STREAKS

The Buffs scored in a school record **242** consecutive games until Missouri ended the streak on October 25, 2008; it was first shutout loss since November 12, 1988 to Nebraska in Lincoln (7-0). The Buffs had scored in **94** consecutive road games (123 including neutral sites) as well as in 153 straight league games, all 103 in Big 12 play, including the four title games, and their final 50 in Big Eight competition, dating back to the '88 shutout at Nebraska. CU had scored in **150** straight games at home until Stanford shut out the Buffs, 48-0 on Nov. 3, 2012; the previous last shutout was a 28-0 loss to Oklahoma on Nov. 15, 1986. CU has been shutout just 10 times in its last **578** games (dating to October 5, 1968), but only six schools have administered them: Oklahoma (three times), Missouri (twice), Nebraska (twice), Louisiana State, Michigan and Stanford. Current streaks:

- CU has scored in **54** straight games overall; last shutout was at home against Stanford on Nov. 3, 2012 (a 48-0 loss).
- CU has scored in **158** straight games against non-conference opponents (last shutout: a 44-0 loss at home to LSU on September 15, 1979).
- The home shutout losses to Stanford ('12), Oklahoma in '86 and LSU in '79 are the only three times CU has not scored at Folsom Field over the course of the last **314** games (all the way back to 1963).

SAFELY AHEAD

The Buffs have been a virtual lock to win once they have a lead of two or more scores (nine-plus points) over the past 40-plus seasons. Since the 1976 opener, CU has protected a two-score lead **237** of **268** times, losing 28 and tying three when it blew the lead; a closer look (*—Disneyland Pigskin Classic at Anaheim):

Date	Opponent	CU Lead (when)	Result	Date	Opponent	CU Lead (when)	Result
9/17/16	at Michigan	14 (21-7; 1st Quarter)	L, 28-45	09/23/06	at Georgia	13 (13- 0; 4th Quarter)	L, 13-14
11/13/15	SOUTHERN CALIFORNIA	14 (17-3; 2nd Quarter)	L, 24-27	10/23/04	at Texas A&M	12 (19- 7; 3rd Quarter)	L, 26-29 OT
11/01/14	WASHINGTON	10 (20-10; 2nd Quarter)	L, 23-38	11/01/03	at Texas Tech	14 (14- 0; 1st Quarter)	L, 21-26
09/27/14	at California	14 (28-14; 3rd Quarter)	L, 56-59 2OT	10/04/03	at Baylor	9 (23-14; 3rd Quarter)	L, 30-42
08/29/14	Colorado State (Denver)	10 (17-7; 3rd Quarter)	L, 17-31	11/11/00	Iowa State	11 (20- 9; 2nd Quarter)	L, 27-35
09/08/12	SACRAMENTO STATE	14 (14-0; 1st Quarter)	L, 28-30	09/02/00	Colorado State (Denver)	10 (24-14; 3rd Quarter)	L, 24-28
09/01/12	Colorado State (Denver)	11 (14-3; 2nd Quarter)	L, 17-22	10/23/93	at Kansas State	9 (9- 0; 2nd Quarter)	T, 16-16
10/01/10	WASHINGTON STATE	10 (27-17; 4th Quarter)	L, 27-31	09/18/93	at Stanford	10 (37-27; 4th Quarter)	L, 37-41
11/06/10	at Kansas	28 (45-17; 4th Quarter)	L, 45-52	09/15/90	at Illinois	14 (17- 3; 2nd Quarter)	L, 22-23
10/23/10	TEXAS TECH	10 (24-14; end 3rd Qtr)	L, 24-27	08/26/90	*Tennessee	14 (31-17; 4th Quarter)	T, 31-31
11/19/09	at Oklahoma State	11 (21-10; 3rd Quarter)	L, 28-31	09/27/86	ARIZONA	9 (21-12; 4th Quarter)	L, 21-24
10/10/09	at Texas	11 (14-3; 2nd Quarter)	L, 14-38	11/03/84	KANSAS	11 (27-16; 4th Quarter)	L, 27-28
11/28/08	at Nebraska	14 (14-0; 1st Quarter)	L, 31-40	10/16/82	at Oklahoma State	13 (13- 0; 1st Quarter)	T, 25-25
11/10/07	at Iowa State	21 (21- 0; 3rd Quarter)	L, 28-31	09/19/81	WASHINGTON STATE	10 (10- 0; 4th Quarter)	L, 10-14
09/08/07	at Arizona State	14 (14- 0; 2nd Quarter)	L, 14-33	10/10/79	OKLAHOMA STATE	20 (20- 0; 4th Quarter)	L, 20-21
10/28/06	at Kansas	9 (9- 0; 3rd Quarter)	L, 15-20				

Colorado has lost only 34 games (and was tied twice) dating back to 1980 when leading by *any* margin at any point in the fourth quarter or overtime. The most recent losses were last year, in the 38-31 loss to Arizona (led 24-17 entering the fourth) and in the 35-31 loss at UCLA (CU took a 31-28 lead early in the fourth); CU lost four games in 2014 where it had small fourth quarter advantages. The ties came against Tennessee in 1990 (31-31, after leading 31-17) and Kansas State in 1993 (16-16 after taking a late 16-13 lead).

- Colorado has won **121** of its last **142** games in which it at any point has held a two-score lead. A 2003 loss to Baylor snapped a 26-game winning streak in such situations on the road, and an overall streak of 49 consecutive wins from 1993 to 1999 was snapped by CSU in 2000. In this same span, **Colorado has rallied to win 38 games and tie two others dating back to 1981 after once trailing at some point in the fourth quarter** (not including coming from 27-3 down against Nebraska in 1999 before losing in OT). The most recent was the 41-38 win at Oregon on Sept. 24; CU had led most of the game but Oregon went ahead, 38-33, late in the third quarter. But a Steven Montez to Bryce Bobo 31-yard TD pass (and the two connecting again on the two-point conversion) were the only points in the fourth quarter and CU held the Ducks off for the win. Two of the biggest ones occurred in 2007: CU rallied from 28-17 down in the third and 28-25 in the fourth to defeat CSU 31-28 in overtime) and Oklahoma (down 24-7 late in the third, eventually tying the fourth largest comeback in school history in winning 27-24).

INJURIES DOWN AFTER 2015 COUNT SIXTH-WORST IN LAST 30 SEASONS

The injury bug hit the Buffs in 2015, as 10 positions had a starter miss at least one game due to injury. The injury bug avoided Mike MacIntyre's first two teams for the most part, but last year ('15) was a different story: the Buffs lost **93** full games from players who figured in the two-deep (or those who regularly rotated in at the skill positions), and **120** games overall by the entire team. Below are the worst regular seasons for injuries/illness for the CU program over the last 29 years (KEY: GL—Games lost to injury; GL/2—Games lost by 2-deep scrimmage players; MG—"Man games" as defined by as the total number of games if all players NOT ticketed to redshirt played every game; Pct. Lost – percentage of man games lost, knowing that in actuality, the number is higher as third-team players and reserves don't see that much action; 2/MG—2-deep man games, or starting 22 positions plus backups):

Season	G	GL	MG	Pct. Lost	GL/2	2/MG	Pct. Lost	Season	G	GL	MG	Pct. Lost	GL/2	2/MG	Pct. Lost
2008	12	121	1008	12.0	110	528	20.8	2012	12	108	984	11.0	71	528	13.4
2011	13	141	1066	12.8	115	572	20.1	2016*	14	129	1224	10.6	75	630	11.9
1998	11	101	864	11.7	89	484	18.4	2003	12	74	876	8.4	58	528	11.0
2000	11	101	880	11.5	82	484	16.9	1997	11	51	770	6.6	41	484	8.5
2010	12	103	924	11.1	88	528	16.7								
2015	13	120	1053	11.4	93	572	16.3	2017	TBA						
2002	13	139	1118	12.4	80	572	14.0								

*—man-games for 2-deep include PK spot.

Dating back to 1987, only 10 times has CU lost over five percent of its "man game" count due to injury (1995-97-98-2000-02-03-08-10-11-12).

BUFFS AGAINST THE BEST

Here's a look at how CU has fared all-time against nationally ranked teams (*Associated Press* poll):

Games	All-Time Record	1989-2016 Record	Mike MacIntyre Record	Coach With The Most Wins
versus Top 5.....	12-55-2	8-23-1	0-4	5 / Bill McCartney
versus Top 10.....	25-92-3	14-38-2	0-5	8 / Eddie Crowder & Bill McCartney
versus Top 15.....	37-119-3	20-53-2	0-6	10 / Bill McCartney
versus Top 25.....	71-162-3	45-83-2	2-14	20 / Bill McCartney

CU played 21 ranked non-conference opponents (bowls included) as a member of the Big 12, going 9-12, the most wins over non-league ranked foes from 1996-2010.

"OUTSIDE THE NINE DOTS"

Some out of the ordinary records by the Buffs in some unique situations:

- ❑ Colorado is **84-43** against teams with three or more losses dating back to the 1985 season;
- ❑ Colorado is **81-46-1** in its last **128** games against schools that include the word "State" (dating to 1986);
- ❑ Colorado is **550-277-25** all-time in games played in the Mountain Time Zone (Colorado, Arizona, Montana, New Mexico, Utah, Wyoming)

SIXTEEN TO THE HOUSE ON THE FIRST TRY WHEN IT COMES TO THEFTS & SCORES

CU players have a penchant to return their first career interceptions for touchdowns, as since 1992, **16** Buffaloes have scored after stealing their first college pass. Sophomore **ILB Rick Gamboa** is the latest to join the club, snaring a batted pass and returning it 20 yards for a score against Oregon State on Oct. 1. **ILB Kenneth Olugbode** had the previous one, racing 60 yards for a score with his first pick in a 27-24 overtime win over Colorado State in 2015. That was the first in eight years, however, as the one previous came in 2007, when redshirt frosh **CB Jimmy Smith**, as his 31-yard return of a Joe Ganz pass cut Nebraska's lead over CU to 35-31 early in the second half and was the impetus to a 65-51 comeback win. Prior to that may have been the most spectacular of the lot: **ILB Marcus Burton** returned a pick 99 yards at Oklahoma State in 2005, preserving CU's shutout in the waning seconds of the game. Three did it in 2004: **OLB Brian Iwuh** did it off the bat when he made his first career pick and returned it 37 yards for what proved to be the winning touchdown against Colorado State in the season opener; a week later, **Joe Sanders**, plucked off a ball against Washington State and raced 51 yards for six, snapping a 3-3 deadlock in the process; then versus Texas, **CB Terrence Wheatley** plucked one off and ran 37 yards for six with his first theft. Two did it in 2001: **S Medford Moorer** picked off his first career pass and returned it 64 yards for a touchdown against Texas in the Big 12 Championship game, while **CB Donald Strickland** returned his first career pick 31 yards for a touchdown just one minute into the CSU game. Frosh redshirt **CB Phil Jackson** did it in 2000, as he returned his first career INT 28 yards for a TD against Washington. **SS Rashidi Barnes** had his first one in CU's win over CSU in 1997, returning it 26 yards for a score, rallying the Buffs into a 14-14 tie early in the second half. Barnes was the fourth Buff in a 14-game span to return a first career pick for a TD—**Marcus Washington** had a 95-yard theft for a score in the '96 Cotton Bowl against Oregon; **Vili Maumau** had a 33-yard interception for six (and a Hula dance) at Colorado State in 1996; and **Nick Ziegler** stole one for a 31-yard score against Washington in the '96 Holiday Bowl. In 1992, **Dwayne Davis** returned one 31 yards for a TD in a 21-20 win at Minnesota to start this amazing run.

➤ And two did it with their first punt returns: **Ben Kelly** (vs. Utah State in 1998) and **Jeremy Bloom** (vs CSU in 2002).

BUFFALO DINOSAURS

The longtime radio voice of the Buffs, **Larry Zimmer** wrapped up his career following the 2015 season, calling **486** CU games; a string of **251** in a row came to an end after he was hospitalized in October 2014 (he would miss the final six games of the season). He only missed 17 games overall; prior to the six due to illness, he had missed three bowls (two due to contracts forbidding teams to originate broadcasts), three regular season games due to travel conflicts and five road games this season; his 400th at CU was also the 1,000 of his professional career. At their current school, only Bob Robertson, Washington State (552 at the time) and Bill Hillgrove, Pittsburgh (535) had called more games than Zim, who was tied for fourth in the number of years calling major college football for the same team (42nd season) behind Robertson (49th), Hillgrove (46th) and Don Fischer, Indiana (43rd; South Carolina's Tommy Suggs was also in his 42nd year). In 2009, Zim was honored as the 15th recipient of the Chris Schenkel Award, which recognizes those who have enjoyed a long and distinguished career broadcasting college football at a single institution (he called a total of **570** college games, including 50 for Michigan and 34 for CSU).

OTHER DINOSAURS: **Jon Burianek**, who retired as senior associate AD in June 2006 and then briefly rejoined the department on a contract basis in 2013, worked **444** CU football games, including a run of **415** in a row (229 of which were at home). **SID Dave Plati** has worked **447** overall, including the last **405** (dating to the '83 finale); Darian Hagan in his second stint as an assistant coach, has been a part of **235** (89 as an assistant coach, 62 as a football staff member, 35 as the Alumni C-Club director and 49 as a player); and **Gary Barnett**, now an analyst with KOA, has worked **210** (106 as an assistant coach, 87 as head coach and 17 on the radio). The late **Fred Casotti**, the school's longtime SID and associate AD between 1952-87, witnessed 477 CU football games in person prior to his passing in 2001; included within that was a string of 268 in a row at one time at Folsom Field. The record by a coach is held by **Brian Cabral**, who, including his playing days (46 games), was a part of **340** CU games (the last 294 in a row); former facilities man **John Krueger** worked 325 in all (1980s to 2012). Then there are CU's "Super Twins," **Betty Hoover** and **Peggy Coppom**, who have been to all but handful of CU's home games – since 1940 (they're 92). And the late **F.M. "Dutch" Westerberg** is the all-timer; the long-time season ticket holder saw *every* CU home game (**394** of 'em) from 1921 until 1999, when he passed away at the age of 94.

STAT CREW: **Jack Landon** (son of one-time presidential candidate Alf Landon) is in his 45th year as a member of the CU football stat crew; he joined the basketball crew in 1971 and then football two years later. Virginia did a survey on longest tenured state people, and Jack is 18th nationally.

NFL SCOUT WATCH

Colorado has 24 seniors on its 2017 roster, and if history holds, they will receive plenty of looks from scouts all around the National Football League; scouts/player personnel types pass through Boulder every season for a game and/or practice(s), with over three fourths of the league doing so on average every season. In 2016, **28** teams scouted the Buffs in person at games, and thus far in 2017, eight teams have: Baltimore, Chicago, Dallas, Denver, Indianapolis, L.A. Rams, Philadelphia and Tampa Bay. Not including camps or practices, **861** scouts have attended Colorado games since 2000 (home, road and neutral sites). At the 2016 UCLA game in Boulder (Nov. 3), a record for a CU game occurred as there were **31** scouts from 20 teams were in attendance for the game.

PLAYING ON SUNDAY: IN-THE-PROS

There are **13** former Colorado Buffaloes on the 2017 National Football League opening day rosters, four more than at the end of 2016. Colorado has had **242** players all-time go on to make an active NFL roster and **270** all-time draft picks, which ranks as the fourth most among Pac-12 programs and the 22nd overall. CU had continually been one of the top 20 producers for the last quarter century of NFL talent and at one time in the late 1970's had the most active players (47) of any school in the nation. The last time Colorado was in the top 10 in players produced was in 2002, coming in 10th (29); nationally, CU was in the top four from 1996-99 (third in '09, fourth the other years). The active list (KEY: **Exp.**—denotes number of years in the league; **i**—on injured reserve/physically unable to perform; **p**—practice squad):



Player	Pos.	Team	Exp.				
Chidobe Awuzie	CB	Dallas Cowboys	R	Joe Bleymaier	QC/Offense	Kansas City	QC/MacIntyre Staff, 2013-15
David Bakhtiari	OT	Green Bay Packers	4	Tom Cable	OL/AHC	Seattle	Asst. Coach, 1998-99
Ken Crawley	CB	New Orleans Saints	1	Moses Cabrera	Str/Cond	New England	Asst. S&C Coach, 2010
Mason Crosby	PK	Green Bay Packers	10	Jim Caldwell	Head Coach	Detroit	Asst. Coach, 1982-84
i —Jimmie Gilbert	OLB	San Francisco 49ers	R	Karl Dorrell	WR	N.Y. Jets	Asst. Coach, 1992-93, 95-98
Daniel Munyer	OG-C	Arizona Cardinals	1	Jon Embree	TE/AHC	San Francisco	Player '83-86/Asst. Coach '91-02
i —Stephone Nembot	OT	Baltimore Ravens	1				Head Coach 2011-12
Paul Richardson	WR	Seattle Seahawks	3	James Hardy	Str/Cond Asst.	New England	Asst. S&C Coach, 2008-16
Jimmy Smith	CB	Baltimore Ravens	6	Nick Holz	WR Asst.	Oakland	Player, 2003-06
Nate Solder	OT	New England Patriots	6	Vance Joseph	Head Coach	Denver	Player, 1990-94
Tedric Thompson	SS	Seattle Seahawks	R				Asst. Coach, 2002-03
p —Josh Tupou	DT	Cincinnati Bengals	R	Steve Marshall	OL	N.Y. Jets	Asst. Coach, 2000-01, 11-12
Ahkello Witherspoon	CB	San Francisco 49ers	R	Chris Morgan	OL	Atlanta	Player, 1995-99
				Robert Prince	WR	Detroit	Asst. Coach, 2010
				Chris Strausser	OL Asst.	Denver	Asst. Coach, 2006
				Chris Wilson	DL	Philadelphia	Asst. Coach, 2000-04

IN CAMPS BUT WAIVED

Player (cut date)	Pos.	Team	Exp.
Jordan Carrell (9/02)	DT	Dallas Cowboys	R
Justin Drescher (8/30; inj.)	LS	New Orleans Saints	7
Sefo Liufau (9/02)	QB	Tampa Bay Buccaneers	R
Kenneth Oluogbode (9/02)	ILB	Cleveland Browns	R
Nelson Spruce (9/04; inj.)	WR	Los Angeles Rams	1

COACHES

Name	Pos.	Team	Tie To Colorado
Eric Bieniemy	RB	Kansas City	Player, 1987-90; Asst. Coach, 2000-02, '11-12

PLAYER PERSONNEL/DEVELOPMENT

Name	Team	Tie To Colorado
Malcolm Blacken	Washington (Dir., PD)	Strength Coach, 2011-12
Jordan Dizon	Denver (Scout)	Player, 2004-07/Butkus runner-up
Dave McCloughan	Oakland (Asst., PP)	Player, 1987-90
Bob Morris	San Francisco (Scout)	Player, 1973-76
Matt Russell	Denver (Dir., PP)	Player, 1992-96/Butkus Award
Duke Tobin	Cincinnati (Dir. PP)	Player, 1992-93
Patrick Williams	Baltimore (Personnel Asst.)	Player, 2005-08
Omar Young	Green Bay (QC)	Quality Control, 2013-14

CANUCKS: One former Buff is playing north of the border in the Canadian Football League. **CB Greg Henderson** is in his second year with the Montreal Alouettes.

DAD PLAYED ON SUNDAYS: Six players are the sons of former National Football League players: **DL Terran Hasselbach** (father Harald played with Washington and Denver); **ILB Drew Lewis** (father Will played with Seattle and is now the director of scouting for the Kansas City Chiefs); **OLB Derek McCartney** (father Shannon Clavelle, Green Bay); **QB Steven Montez** (father Alfred, Oakland); **CB Isaiah Oliver** (father Muhammad, five years with as many teams: Denver, Green Bay, Kansas City, Miami, Washington); and **ILB Jacob Stoltenberg** (father Bryan played with San Diego, N.Y. Giants and Carolina).

COLORADO HIGH SCHOOL COACHES: Five former Buffaloes are serving as high school head coaches in the state; the five who head prep programs: **Matt Flavin** (Buena Vista), **Phil Jackson** (Sierra), **Dave Logan** (Cherry Creek), **Vincent Smith** (Boulder) and **Scott Yates** (Kent Denver).

ALL-TIME CU PRO NOTE: How good was CU's 1994 offense? Ten of the 11 starters were drafted into the NFL (Tony Berti, Rae Carruth, Christian Fauria, Heath Irwin, Chris Naeole, Rashaan Salaam, Kordell Stewart, Bryan Stoltenberg, Derek West and Michael Westbrook), with the 11th signing as a free agent (Lepsis). All played, and three remain on NFL rosters some 11 years later. And six of the '94 defensive starters wound up playing professionally as well.

O-LINEMEN PIPELINE TO THE NFL

CU has been a solid conduit to the NFL League when it has come to offensive linemen and the research below indicates CU may very well be the place to go if an offensive lineman wants to take it to the next level. Dating back to the 1991 NFL draft, or the '87 recruiting class, 29 of 41 players who started at least two years on the Buff offensive line were either drafted or signed as free agents. The list is impressive (with three others who started just one season):

Full Years				Full Years			
Player	Pos	As A Starter	NFL (Round or FA)	Player	Pos	As A Starter	NFL (Round or FA)
Stephane Nembot	OT	(4) 2012-15	Baltimore (FA)	Brad Bedell	G	(2) 1998-99	Cleveland (6)
Daniel Munyer	C/G	(3) 2012-14	Kansas City (FA)	Shane Cook	T	(2) 1998-99	New Orleans (FA)
David Bakhtiari	T	(3) 2010-12	Green Bay (4)	Ryan Johanningmeier	G/T	(3) 1997-98-99	Atlanta (FA)
Ryan Miller	G	(5) 2007-11	Cleveland (5)	Melvin Thomas	G/T	(3) 1995-96-97	Philadelphia (7)
Nate Solder	T	(3) 2008-10	New England (1)	Chris Naeole	G	(3) 1994-95-96	New Orleans (1)
Daniel Sanders	G/C	(3) 2006-08	St. Louis (FA)	Heath Irwin	G	(3) 1993-94-95	New England (4)
Edwin Harrison	G/T	(3) 2005-07	Kansas City (FA)	Bryan Stoltenberg	C	(4) 1992-93-94-95	San Diego (6)
Tyler Polumbus	T	(3) 2005-07	Denver (FA)	Derek West	T	(3) 1992-93-94	Indianapolis (5)
Brian Daniels	G	(4) 2003-06	Minnesota (FA)	Tony Berti	T	(2) 1993-94	San Diego (6)
Mark Fenton	C	(3) 2004-06	Denver (FA)	Jay Leeuwenburg	C	(3) 1989-90-91	Kansas City (9)
Clint O'Neal	T	(2) 2004-05	Washington (FA)	Mark VanderPoel	T	(3) 1988-89-90	Indianapolis (4)
Sam Wilder	T	(2) 2003-04	Dallas (FA)	Joe Garten	G	(4) 1987-88-89-90	Green Bay (6)
Marwan Hage	G/C	(3) 2001-02-03	Jacksonville (FA)	One-Year Starters:			
Wayne Lucier	G/C	(2) 2001-02	N.Y. Giants (7)	Tom Ashworth	T	(1) 2000	New England (FA)
Justin Bates	T/G	(3) 2000-01-02	Dallas (7)	Ben Nichols	G	(1) 1998	Atlanta (FA)
Andre Gurode	G/C	(3) 1999-00-01	Dallas (2)	Ariel Solomon	T	(1) 1990	Pittsburgh (10)
Victor Rogers	T	(3) 1999-00-01	Detroit (7)				

CROSBY WATCH

PK Mason Crosby ('06) this year became the Green Bay Packers' all-time leading scorer both for the regular season and the regular and postseasons combined; he set the record with a 21-yard field goal late in the Packers' 27-17 win over Seattle on Sept. 20, 2015, his 13th point of the night (he made all four field goal tries in the game, including a 54-yarder, and an extra point). He now has scored **1,267** points in 160 regular season games and **137** in 18 playoff games for a total of **1,404** (through the 2016 NFL season; he also made an NFL record 23 straight field goals in the postseason). Crosby also holds both Packers' field goal marks (**262** regular season, 26 postseason); Ryan Longwell previously owned all marks (1,054/226 and 85/15). Crosby, of course, is CU's all-time leading scorer with 307 points.

➔ How many players have led a professional team and their college alma mater in scoring (regular season and playoffs combined)? The list is short (six including Crosby): **PK Jason Elam**, Denver Broncos/Hawai'i (1,870/395); **PK Stephen Gostkowski**, New England Patriots/Memphis (1,384/369); **PK Martin Gramatica**, Tampa Bay Buccaneers/Kansas State (640/349), **WR Jerry Rice**, San Francisco 49ers/Mississippi Valley State (1,244/310); and **PK Jeff Wilkins**, St. Louis Rams/Youngstown State (1,300/373).

ALL-TIME FWAA ALL-AMERICAN TEAM: The Football Writers Association of America placed Crosby on the second-team of its All-Time All-America Team, announced in conjunction with the group's 75th anniversary in August 2015.



A LONG LINE OF WALK-ONS HAVE RISEN TO FIRST-TEAM AT COLORADO

After the NCAA reduced the number of scholarships from 95 to 85 (completed in 1992), more and more players have had to make their bones starting as walk-ons. Here's a short list (37 count) of some of the standout former and current walk-ons who rose to first-team status at Colorado:

Player	Pos	First Season	Letters	Notes
Willie Beebe	FB	1978	4L	Solid blocker who scored nine career touchdowns as a bruiser near the goal line
Kyle Rappold	NT	1985	3L	Known as the "trash compactor" for his stature, the Fort Lewis transfer clogged the run
Jeff Campbell	WR/KR	1986	4L	Earned scholarship second day of freshman camp; played five years in the NFL
Ken Culbertson	PK	1986	3L	Scored 98 points in CU's 11-0 run in '89 season, making 59-59 PAT and 11-17 FG
David Gibbs	CB	1986	4L	Solid corner and special teams performer, now coaching with NFL Kansas City Chiefs
Mark Henry	WR	1987	3L	Big play guy with 18 career catches for 416 yards, or 23.1 per catch
Robbie James	WR	1987	1L	Threw TD pass on third down FG fake at Oklahoma State to lead CU to 16-12 win in 1991
Charles Johnson	QB	1987	2L	Often subbed for an injured Darian Hagan, earning Orange Bowl MVP honors in '91 vs. Notre Dame
Erik Norgard	C	1987	2L	Walked on in the spring after transferring from Western Washington; All-Big 8 as a senior
Chris O'Donnell	LB/SN	1987	4L	Solid as a rock at long snapper on special teams all four years
Keith Miller	FB	1992	2L	From tiny Ovid, Colo., he was a solid blocking back. Now an opera singer with the MET.
Ryan Black	SS	1993	4L	Led team in tackles as a junior in 1996 with 154 (78 solo)
Ryan Sutter	FS	1993	3L	CU's all-time special team points leader, led Buffs in tackles (170, 98 solo) in 1997
Neil Voskeritchian	PK	1993	2L	Won the starting placekicker job in 1994, finished career ninth in scoring at CU (161 points)
Nick Pietsch	P	1996	4L	Led CU in punting in 1997-98-99, finished with a career average of 39.9
Beau Williams	TE	1998	2L	Primarily a blocking tight end, played a big role on CU's 2001 Big 12 title team
D.J. Hackett	WR	2001	2L	Walked on after CS-Northridge dropped football; led CU in receiving in '03, four-year NFL veteran
Tom Hubbard	FS	2001	2L	Defensive MVP of the 2004 Houston Bowl with two interceptions
Evan Judge	WR	2001	4L	Caught 69 balls for 903 yards to finish in top 20 in receiving yards
John Torp	P	2001	3L	Finished second for the '05 Ray Guy Award; set a school records with 205 punts, 65 inside the 20
Paul Creighton	TE	2002	4L	Also saw action at FB, he primarily was a
Greg Pace	SN	2002	4L	Took over all special team snapping chores early as a freshman and handled through senior year
Joel Klatt	QB	2003	3L	Former infielder in Padres organization went on to set 44 CU passing and total offense records
Cody Crawford	WR	2004	3L	Has cracked the school's all-time lists in catches and yards
Jeff Smart	ILB	2005	4L	Earned a scholarship 3 games into the 2007 season, first LB to do so under Cabral; second most tackles by a WO
Scotty McKnight	WR	2006	4L	First freshman WR to ever lead CU in receiving (43-488, 4 TD), finished first in career receptions and third in yards
Aric Goodman	PK	2008	3L	In his first season, he was awarded a scholarship after making the game-winning FG versus West Virginia
Jason Espinoza	WR	2008	3L	Suffered two breaks to his collarbone in '08, playing briefly in-between; co-first team WR in '09
Dustin Ebner	WR	2009	3L	Primarily on special teams until his senior year, when he became a regular in the rotation and caught his first TD pass
Keenan Stevens	C	2009	2L	Pressed into duty in the season opener due to injury, he soon became a fixture and started 10 games
Alex Wood	FB	2009	2L	Hybrid tight end/fullback worked exceptionally hard and became the first player from Steamboat to start in decades.
Scott Fernandez	TE	2010	2L	Ascended to the top of the depth chart his senior year ('13); first career catch was fifth longest (71 yards vs.UA).
Travis Sandersfeld	DB (N)	2010	4L	One of the CU's top perennial special teams performers, he emerged as the starting nickel back for 5 games in 2010
David Goldberg	DE	2011	3L	Coaches cited how hard he worked daily in practice and assumed a starting spot midway through his senior year
Darragh O'Neill	P	2011	4L	Had more punts (74) than any other freshman at CU, with his 42.3 average second best by a frosh in the NCAA
Ryan Moeller	FS	2013	2L	Starred at Rifle HS in the middle of the Colorado Rockies, top special teams performer and had 14 UT in first start
Colin Johnson	H	2015	1L	He earned the holder position in spring drills

THE VERTICAL GAME ... RETURNING?

CU, as in the case with most teams, often is most dangerous on offense when the unit can strike for the big play both via the rush and pass. Colorado had 57 "explosion" plays in 2016, or ones that gained 20 or more yards; that's the most by a CU team since 2007. Here's a look at CU's 20-plus plays in recent memory, not including bowls, going back to 1994, when CU had a high of 76 plays over 20-yards, almost equal in nature (37 rush, 39 pass):

Season	Total	Rush	Pass	Season	Total	Rush	Pass	Season	Total	Rush	Pass	Season	Total	Rush	Pass	Season	Total	Rush	Pass
1994	76	37	39	1999	57	12	45	2004	48	13	35	2009	44	7	37	2014	48	12	36
1995	61	11	50	2000	38	8	30	2005	54	16	38	2010	43	11	32	2015	50	15	35
1996	64	12	52	2001	58	21	37	2006	35	18	17	2011	56	14	42	2016	57	16	41
1997	46	9	37	2002	58	35	23	2007	58	18	40	2012	36	9	27	2017	3	1	2
1998	40	11	29	2003	47	5	42	2008	40	8	32	2013	42	5	37				

BUFFS ON ESPN'S GAMEDAY

Colorado has hosted ESPN's College GameDay three times (Sept. 23, 1995 vs. Texas A&M, Oct. 28, 1995 vs. Nebraska, Sept. 14, 1996 vs. Michigan); the Buffs have been the visiting team on three occasions as well (Oct. 29, 1994 at Nebraska, Sept. 30, 1995 at Oklahoma, Sept. 13, 1997 at Michigan).

STAT SHOTS

Here are some interesting statistical bullets about Colorado football:

- ➔ **30+.** In its history, Colorado is **315-23-1** when scoring 30 or more points (**6-0** in 2016), along with records of **227-8** with 35-plus points and **210-6** with 36-plus, **187-4** with 38-plus and **119-2** with 43 or more tallies. The six losses with 35 more points came to Air Force (58-35 in 1968), Oklahoma (82-42 in 1980), Stanford (41-37 in 1993), Toledo (54-38 in 2009), Kansas (52-45 in 2010), Utah (42-35 in 2012) and California (59-56 in 20T in 2014). CU has played **1,226** games in its history, registering point totals of every number between 0 and 70 except 1 (duh!) and 68, and has hit 75 and 109 above that mark.
- ➔ Colorado is **115-106-3** in its last **224** league games: within this record is a 25-game span in which CU did not lose a conference game, the fourth longest streak all-time in the Big Eight (1958-1995). Colorado was 23-0-2 during that run. Colorado, however, is **13-41** as a member of the Pac-12.
- ➔ **30 points / 3 TDs.** Colorado has scored 30 or more points in **141** of its last **336** games, posting a **122-18-1** record; the Buffs have scored at least three touchdowns in **219** of these games dating to the start of 1989; in this time frame, CU is **27-97-2** when held to two or fewer touchdowns.
- ➔ For years, the mark of a strong CU team was that the Buffaloes routinely averaged six or more yards on first down. But the last time the Buffs averaged six or more for a season was in 2001, their Big 12 Championship year. Colorado did it six times between 1989 and 1997, including a team record best of **7.2** in both 1989 and 1994.
 - ➔ Since 1966, CU has averaged less than **4.3** just seven times (last in 2012) and less than 4.1 once—3.5 in 1979. In 2012, the Buffs averaged **4.25** yards on first down, their lowest number since that 3.5 figure in 1979.
 - ➔ In 2013, in MacIntyre's first season, the Buffs had their best average on first down in years: CU averaged **5.83**, their best since 2001 (6.7). In 2014, the average was **5.36** and last year climbed back to **5.76**.
 - ➔ In **2016**, the Buffs are averaging **5.98** per first down play (395 of them); CU hasn't averaged six or more yards since 6.7 in 2001.
- ➔ Dating back to the fifth game of the 1999 season, an OT win over Missouri, the Buffs have **59** scores by return, or non-offensive scores, in the last 18-plus seasons (highs of eight in 1999 and 2002). Since the '95 opener and including postseason, CU has **78** scores by return in **270** games (71 regular season, seven bowl). *Eleven in the MacIntyre Era (5 in 2013, 2 in 2015, 4 in 2016).*
- ➔ **200/200.** Colorado has accomplished the 200 "double-double," that is 200 yards both rushing and passing **46** times in the last **297** games, dating to 1993), having accomplished it **10** times under MacIntyre (7-3). CU averaged over 200 in each for the season in 1993, 1994 and in 2001 (and is threatening to do it a fourth this year. The Buffs are **46-6** since 1981 when they have reached the 200 plateaus in both and **54-9** overall. *Prior to '93, CU had accomplished the feat only 19 times in its first 929 games in its history.*
- ➔ **600+.** Colorado is **17-1** all-time in games when it has gained 600 or more yards on offense; the first loss was last year when the Buffs had 630 in the 59-56 double overtime loss at California on Sept. 27, 2014. CU is **2-0** under MacIntyre (Nicholls State, 2015; Washington State, 2016).
- ➔ **Grass.** Colorado is **88-92** in its last **180** games on grass, including a **56-53** mark at home, dating back to the 1999 season when Folsom Field converted back to grass (**9-2** on grass over the last two seasons).
- ➔ **Artificial Turf.** Colorado is **98-60-3** in its last **161** games on non-grass fields dating back to 1989, including a **64-43-3** mark in conference games. CU was **2-2** in 2016 (and is **5-10** under MacIntyre).
- ➔ The Buffs have been a bit of an enigma on **third down** defensively dating back to 2003. That year, while opponents converted at an ordinary 34.6 percent clip (56-of-162), they gained 966 yards on those 56 makes, or an average of **17.3** per play; otherwise, CU allowed just 61 yards on the other 106 plays, or just 0.6 per. Those averages since: **14.1** (2004), **10.2** (2005), **12.0** (2006), **14.0** (2007), **9.7** (2008, the only time under 10 in this span); **15.7** (2009), **12.3** (2010), **13.7** (2011), **12.3** (2012), **11.2** (2013).
 - ➔ In **2014**, CU allowed just 15 plays of 20 yards or more on third down: opponents overall gained **949** yards on **70** makes (**13.6** per) and had a net **82** yards on the other **105** plays (**0.78**).
 - ➔ In 2015, CU allowed 17 plays of 20-plus; opponents gained **1,122** yards on **87** makes (**12.9**), but on the **119** misses, have just **45** total yards (**0.38** per).
 - ➔ This season, CU has allowed just 10 third down plays of 20 yards or longer; the opponent has gained **344** yards on those (34.4 per); on the other **196** third down plays, they have gained **485** yards (**2.5** per).
- ➔ **No Turns or Sacks.** Dating back to 1972, Colorado is **17-2** in games when not allowing a sack or committing a turnover, winning twice this season, in back-to-back games against Massachusetts and Colorado State, the first time it has happened in back-to-back games. It now marks three times under MacIntyre (including the 2014 CSU game); previous to that was against Cal in 2011 (both were losses). The last win previously had come against Nebraska in 2007 (65-51). In these 19 games, the Buffs have outscored the opponent by **772-395**, with only four games decided by less than 17 points.
- ➔ **Turnover Free.** Colorado has played **78** turnover-free games dating back to the 1946 season, owning a record of **52-22-4** in those games (**2-1** in bowls). Under MacIntyre, CU is **6-3** in miscue-free contests (**3-0** in 2016).
- ➔ **Time Spent In The Lead.** The Buffaloes held leads in 11 of 14 games in 2016 (two-score leads in 10 of those), and were ahead for a total of **457:20** on the season. That's the second-most by a hair in the 21 years CU has tracked the stat (CU led for 458:01 in 1996—a 12-game season including the bowl).
- ➔ Between 2010 and 2013, opponents had **279** plays of 20 yards or more, earning a combined **8,651** yards (31.0 yards per); the average annually has always hovered around 30 yards, which makes sense since the cutoff is all plays of 20 yards or longer. But it's the count that's the concern: in 2008, opponents had just **44** plays of 20-plus, followed by **53** (2009) and **50** (2010); those counts ballooned to **75** in 2011 and **81** in 2012.
 - ➔ Under MacIntyre, the number has been dwindling: in his first season (2013) opponents had 73 plays of 20 yards or more (out of 924, 7.9%), netting **2,316** yards (**31.7** per); in 2014, opponents had **72** plays of 20-plus (8.5 percent of the 845 overall), with those collectively gaining **2,456** yards (1,472 pass/984 rush, **34.1** per). And in 2015, opponents had **65** plays of 20 or more yards (of 948, 6.9%, totaling **2,242** yards (still 34.5 per).
 - ➔ In 2016 (13 games), a noticeable difference: CU has allowed **49** plays of 20-plus for **1,548** yards (31.6 per, but 5.4% of plays yielding 36% of yards).
- ➔ The Buffs averaged **439.2** yards per game in 2014, in part thanks to a school record eight games in a row with **400** or more, with an average **284.6** yards through the air. Colorado has averaged 400 or more yards per game over the course of an entire season just 14 times, before 2014 last doing so in 2001 (434.4), with the school record of 495.3 set during the 1994 season; CU gained 400-plus yards in nine of 11 regular season games that year. The Buffaloes have averaged over 300 yards passing in a season just once — 303.5 — in 1996, and came close the year before (297.2) and in 1992 (297.4); otherwise, CU has thrown for 250 or more per game just three times including 2014.
 - ➔ In **2016**, CU was flirting with rewriting the above through the first three-fourths of the season, finishing with **446.3** yards per outing and **254.4** passing.
- ➔ Colorado rarely folds when the opponent is faced with a 3rd-and-20 or longer. Since Miami, Fla., converted on a 3rd-and-20 in its 35-29 win in Boulder in 1993, opponents are just **5-of-126** on 3rd-and-20 or more. The Buff defense had stopped the opponent 51 straight times until UCLA converted a 3rd-and-30 in 2003, and then 30 straight times before KU made good in '09; Stanford is the last to do it (2011; the opponent is now **0-of-24** since). The CU offense is **12-of-137** when it's faced with 3rd-and-20 plus in the same span (converting on a 3rd-&-27 in the Alamo Bowl against Oklahoma State).
- ➔ CU has scored in **2** of **4** quarters this year (**43** of **56** quarters in 2016), and in **152** of **208** under MacIntyre (75 percent).

TRENDS
1985-2017

Since 1985, when the Buffs returned to their traditional winning ways after six frustrating years, Colorado is **214-175-4**; in these 393 games spanning the last 32-plus seasons, CU has posted the following records (including bowls):

♦ with 400-plus yards total offense	124-35-2	♦ when holding opponent under 300 yards total offense	100-20-1
♦ with 500-plus yards total offense	63-10-0	♦ when leading at halftime	169-32-2
♦ when converting 50 percent or better on 3rd down	86-13-1	♦ when leading after three quarters	175-24-3
♦ when punting three or fewer times	73-26-1	♦ when scoring 24 or more points	174-43-2
♦ with zero turnovers (160-72-2 with two or fewer)	42-19-2	♦ when held to 13 points or less	4-61-0
♦ when holding opponent to 17 points or less	124-19-1	♦ when not committing a turnover or allowing a sack	17- 2-0
♦ when holding opponent under 100 yards rushing	107-14-1	♦ when holding edge in 1st downs & possession time	122-36-2

TRENDS II
1989-2017

Since 1989, when the Buffs became a regular in the national rankings for the next 16 seasons, Colorado has posted an overall record at **186-157-4**. Here are some trends during this time frame (347 games over the last 28-plus seasons, including bowls):

➤ when running more plays than the opponent	108-63-3	➤ when rushing for 200-plus yards	93-10-1
➤ with 400-plus yards total offense (58-10 with 500-plus)	110-35-2	➤ when rushing for 250-plus yards	63- 2-1
➤ when scoring 30 or more points	122-18-1	➤ when rushing for 300-plus yards	34- 0-1
➤ when leading in possession time (60-96-1 when not)	127-60-3	➤ when rushing and passing for at least 200 yards	44- 6-0
➤ when making 20-plus first downs	121-58-1	➤ when passing for 200-plus yards	106-84-2
➤ when converting 50 percent or better on 3rd down	72-11-1	➤ when passing for 300-plus yards (11-3-1 400-plus)	34-27-1
➤ when scoring first	118-42-1	➤ when passing for more yards than rushing	97-130-2
➤ with zero turnovers (143-96-2 with two or fewer)	36-18-2	➤ when holding edge in 1st downs & possession time	105-36-2
➤ when holding opponent to 17 points or less	99-13-1	➤ when holding edge in field position	140-40-1
➤ when holding opponent under 100 yards rushing	91-14-1	➤ when not committing a turnover or allowing a sack	16- 2-0
➤ when holding opponent under 300 yards total offense	78-15-1	➤ when out-rushing the opponent	150-21-3
➤ when average field position is CU 30+ (27-3 40+)	128-58-2	➤ when owning the edge in return yards	131-54-2
➤ when play selection is 50 percent rushing calls	152-49-2		

TRENDS III
MacINTYRE ERA (2013-PRESENT)

Mike MacIntyre took over the Buffalo program in 2013; here are some numbers through 52 games (**21-31** record, including the Alamo Bowl):

Category		Category	
➤ When winning the coin toss (11-3 in last 14)	16-15	➤ when leading after three (1-27 trailing, 4-1 tied)	16- 3
➤ when scoring 20 or more points (3-13 when not)	18-18	➤ when holding opponent under 70 plays	10- 8
➤ when scoring 30 or more points	14- 6	➤ when holding opponent under 100 yards rushing	7- 0
➤ when scoring 40 or more points	12- 1	➤ when holding opponent under 300 yards offense	10- 0
➤ when scoring 50 or more points	1- 1	➤ when rushing for 200-plus yards	10- 4
➤ when holding opponent to 17 points or less	12- 0	➤ when rushing for 250-plus yards (1-0 300-plus)	7- 0
➤ in games decided by 7 points or less	6-10	➤ when rushing for more yards than passing	7- 5
➤ with two or fewer turnovers (6-3 with zero)	19-20	➤ when averaging 6.0 or more yards on first down	10-12
➤ when turnover margin was plus or even	18-11	➤ with a 100-yard rusher	9- 4
➤ when not throwing an interception or allowing a sack	4- 1	➤ when rushing and passing for at least 200 yards	7- 3
➤ when scoring first (5-23 when not)	16- 8	➤ when passing for 200-plus yards	16-21
➤ when running 90 or more plays	2- 6	➤ with 400-plus yards total offense	14-10
➤ when leading at halftime	15- 6	➤ with 500-plus yards total offense (2-1 with 600-plus)	9- 4
➤ when trailing at halftime (2-2 when tied)	4-23		

TURNOVER ANALYSIS / MAC ERA

Most head coaches believe that when it comes to turnovers, they are one of the single most important factors in winning or losing ball games. Statistics back up the argument, as the below shows that it is definitely better to take than to give in the four-plus seasons Mike MacIntyre has been head coach. A closer look:

MacIntyre Era	Turnovers		+/-	Scoring Off Turnovers		
	Committed	Forced		PF	PA	+/-
21 WINS	25	45	+20	116	68	+ 48
31 LOSSES	63	38	-25	80	272	- 192
52 GAMES	88	83	- 5	196	340	- 144

POST BYE WEEKS

Colorado is **26-21** in games following a bye week since 1948, when the Buffaloes joined the Big Seven Conference; CU stopped playing Denver in an annual Thanksgiving game that year and byes became much rarer. In fact, the Buffs had just five bye weeks between 1948 and 1984 (going 3-2; one was created in 1963 after the assassination of JFK). Since 1985, CU has had at least one bye in 29 of 32 seasons, with two weeks off 11 of those years and one season with three idle Saturdays (2001, due to the Sept. 11 terrorist attacks). CU is **23-19** in games following byes dating back to 1985, which includes a **1-4** mark as a member of the Pac-12 (losing to Arizona State in 2012, at Oregon State in 2013 and at USC and Oregon in 2014; and the first win over UCLA in 2016).

2017 ANNIVERSARIES

The annual listing of what happened years ago, or anniversaries of 5, 10 and 25-year increments:

- 1892** (Feb. 10, 1893) This result was tacked on to the 1892 season: Colorado A&M challenged the University of Colorado to a game ... Oops, CU wins big in Fort Collins, 70-6, with it enabling the Silver & Gold to finish with their first winning record (3-2) in year three of their history.
- 1897** Every school has years like this and the NCAA counts the wins: in a 7-1 season, CU is 3-0 against DPL school (East, West, Manual), topples Mines, an Athletic Club from Littleton and the infamous Denver Wheel Club, though did beat Colorado College before ending the season with a loss to the Denver A.C.
- 1902** **Fred Folsom** coaches the Buffs to a 5-1 mark, including an 11-6 win over Colorado A&M; there's no available account of the game, but this was in the span of 1898 through 1903 where both touchdowns and field goals were worth five points and a PAT one, so CU had at least one TD/PAT... or three safeties.
- 1907** The 105th anniversary of the weirdest score in CU's football history: on Thanksgiving Day, Mines beats CU in Denver, 5-4 (field goals were back at 4 points, so it was either one of those or two safeties).
- 1912** Colorado A&M beats CU, 21-0, six months to the day of the Titanic setting sail; Colorado takes it out on Wyoming a week later, winning 75-0 in Boulder.
- 1917** After leading CU to a 1-5-1 mark in his first year, **Bob Evans**, the successor to **Fred Folsom**, pilots the team to a 6-2 mark and then leaves the profession.
- 1922** CU travels by train to Kansas where it succumbs, 39-6, then travels back for a Thanksgiving Day game just five days later and manages to beat Mines, 16-0.
- 1927** (Oct. 8) At the same time the '27 Yankees defeat Pittsburgh, 4-3, to win the World Series and finish 114-44 on the year, CU falls at Montana State, 12-6.
- 1932** **William Saunders** takes over the coaching reins from **Myron Witham** (who went 63-26-7 from 1920-31), and CU goes 2-4 in his first season.
- 1937** **Byron White** is named CU's first All-American in football, captivating the nation with his feats leading CU to an 8-0 regular season record and its first bowl game (Cotton Bowl, where Rice defeats CU, 28-14). White led the nation in rushing, scoring and all-purpose yards.
- 1942** The Buffs go 7-2, tie for the Mountain States title with Utah (though losing 13-0 to the Utes) in the last season before World War II brings the sport to a near standstill with many CU players, as was the case nationwide, enlisting to fight; many returned to play and graduate later in the decade.
- 1947** CU's last year in the Mountain States, as the Buffs announced earlier in the summer they were joining the Big 6/Missouri Valley Conference (to make it the Big 7); CU goes 3-3 in league play, but loses the season finale on Thanksgiving at Denver, 26-20, before the largest crowd in the series (28,063).
- 1952** (Sept. 27) The only blemish on Oklahoma's incredible 63-0-1 record in Big Seven and Eight conference play between 1947-1958 came on this day in Boulder: CU's **Zack Jordan** was a one-man wrecking crew for the Buffaloes in a 21-21 tie with the No. 4 Sooners. He scored on runs of 10 and 6 yards and caught a 16-yard touchdown pass from Lee Venzke with 11:50 remaining to put CU ahead, 21-14; OU tied it on a Billy Vessels 1-yard run with 1:51 left and the PAT; Frank Bernardi broke free for a 22-yard run to the Sooner 21 on the game's last play, as time ran out before CU had a chance to win it.
- 1957** **Bob Stransky** earned All-America honors, finishing second in the nation in rushing with 1,097 yards (CU led the nation with 322.4 yards per game); an Interesting year: CU opens 3-1-1 but isn't ranked until it falls in game six at Oklahoma, 14-13; edged at home by Missouri 9-6, CU falls out of the rankings but doesn't reappear despite closing with three blowout wins at Colorado State (20-0) and Nebraska (27-0), and over Iowa State at home (38-21).
- 1962** Devastated by NCAA penalties, Bud Davis ('51) takes over for Sonny Grandelius as head coach for just the '62 season to right the program; the team didn't know he was a one-year wonder until he told them the morning of the last game, and the Buffs go out and upset Air Force, 34-10, to end a 2-8 year.
- 1967** Eddie Crowder coaches the Buffs back into the postseason, where CU defeated Miami, Fla., in the Bluebonnet Bowl, 31-21, to finish 9-2. CU was 5-2 in Big 8 play, finishing second to Oklahoma (the Sooners won the head-to-head matchup 23-0 in Norman a week after Oklahoma State tripped up the Buffs in Boulder, 10-7). The **Anderson** brothers paced CU, senior **Dick** being named an All-American at safety (sixth nationally with seven interceptions) with sophomore **Bobby** passing for 733 yards and rushing for 625 more.
- 1972** (Sept. 30) Thirty-five years ago, some had Colorado pegged to be a national champion contender, but a stunning 38-6 loss at Oklahoma State sidetracked the dream; Oklahoma rolled into town ranked No. 2, but behind **Gary Campbell** and **Jon Keyworth**, the Buffaloes pull off a 20-14 upset. The latter, played on October 22, drew a then-record 52,022 in attendance for any sporting event in the state of Colorado. The Buffs climb back to No. 7 after the win but back-to-back losses to Missouri and No. 3 Nebraska drop CU back into the teens in the rankings, with the 33-10 loss to Huskers played before 52,128, breaking the state mark set just two weeks earlier versus Oklahoma (Mile High wasn't expanded over 50,000 until 1976).
- 1977** (Oct. 1) Colorado's last trip to the Northeast results in a 31-0 whitewash of Army at West Point; CU will finally return to the area on Sept. 6, 2014, playing the University of Massachusetts in Foxboro (home of the NFL New England Patriots).
- 1982** (Sept. 11) **Bill McCartney** makes his coaching debut for the Buffaloes, but California wins a rain-soaked game in Boulder, 31-17, to spoil it; he gets in the win column the next Saturday (Sept. 18) with a 12-0 win against Washington State in Spokane. McCartney took over the program on June 9 after **Chuck Fairbanks** resigned on June 1 to become head coach of the New Jersey Generals of the fledgling USFL.
- 1987** (Oct. 3) **Sal Aunese** makes his starting quarterback debut at Colorado State; in leading CU to a 29-16 win, he rushes 18 times for 83 yards a touchdown and completes 4-of-6 passes for 139 yards and a score. That was a 316.3 quarterback rating for the game (still third best in CU history for a game with five or more attempts). The Buffs rolled to a 26-0 lead early in the second quarter and coasted from there.
- 1992** (Oct. 17) **Mitch Berger's** 53-yard field goal at the gun completes a furious Colorado rally as the Buffs tie Oklahoma, 24-24, in Boulder; it extends CU's unbeaten streak in Big Eight play to 24 games; the streak would reach 25 (23-0-2) before coming to an end with a loss two weeks later at Nebraska.
- 1997** Following a 33-29 loss at Oklahoma State, CU drops out of the polls for the first time since the 1988 season; it ends a 143-consecutive week run being ranked, the eighth longest streak of all-time (at the time). The Buffs lose two family members in the offseason, linebacker **Tyronee Bussey** on January 3 to leukemia and assistant coach (running backs) **Ben Gregory** on April 10 to a heart attack.
- 2002** **TB Chris Brown** rushes for 1,744 yards, third in the nation, but his Heisman hopes are dashed by a late season ankle injury that forced him to miss the better part of three games. **WR Jeremy Bloom** makes his CU debut in style, returning a punt 75 yards for a touchdown the first time he touches the ball as a collegian in the season-opener against Colorado State. CU opens 9-3 in defending its Big 12 North Division title, but drops the league title game to Oklahoma and the Alamo Bowl to Wisconsin to finish 9-5, with the 14 games the most in a single season in school history.
- 2007** The last season the Buffaloes went to a bowl game (Independence); CU defeated both Oklahoma and Nebraska in the same season for a record fifth time (1960-61-89-90-2007); CU rallied from 17 down in the third quarter to beat No. 3 Oklahoma, 27-24 (on a 45-yard **Kevin Eberhart** field goal as time expired) and beat Nebraska in a wild affair, 65-51, qualifying for the postseason with the win.

COLORADO BY THE NUMBERS ALL-TIME HISTORIC

- 6-7** Colorado's record in overtime games (**0-0** in 2017).
- 8** The number of Buffaloes enshrined in the College Football Hall of Fame (six players: Byron White, Joe Romig, Dick Anderson, Bobby Anderson, Alfred Williams, John Wooten, Herb Orvis (to be inducted this December); and one coach: Bill McCartney)
- 16** The number of career interceptions by CU's all-time leader, **S John Stearns** (1970-72).
- 17-2** Colorado's record in games since 1972 when not committing a turnover or allowing a quarterback sack (**1-0** in 2016).
- 30-10** Colorado's record in games in its history when it has had a 100-yard rusher and a 100-yard receiver in the same game.
- 28** The number of national championships CU has won in its athletic history: 20 skiing, 7 cross country (5 men's/2 women's), 1 football.
- 30** The number of tackles by **LB Jeff Geiser** against Kansas State on Nov. 24, 1973, CU's single game record (5 solo, 25 assists).
- 30** The number of states CU has played a football game in with the most recent addition of Massachusetts in 2014
- 35** The number of career quarterback sacks by CU's all-time leader, **OLB Alfred Williams** (1987-90).
- 42-30** Colorado's all-time record in games decided by one (27-17) or two (15-13) points.
- 53** The number of all-time players who have rushed for 1,000 or more yards in a CU uniform (seventh in the NCAA).
- 54-19** Colorado's record in games against unranked teams in the month of November, dating back to 1989.
- 60** The length of the school record field goal **PK Mason Crosby** made against Iowa State in 2004.
- 62-36** The final score of CU's 2001 win over BCS No. 1 Nebraska, which earned the Buffs the Big 12 North title.
- 64** The length of the pass from **QB Kordell Stewart** to **WR Michael Westbrook** (via **WR Blake Anderson** tip), known as "The Catch" at Michigan.
- 67** The length of **TB Charlie Davis'** TD run against Oklahoma State on Nov. 13, 1971, one that put him over the 1,000-yard mark for the season.
- 67** The length of **TB Rashaan Salaam's** TD run against Iowa State on Nov. 19, 1994, one that put him over the 2,000-yard mark for the season.
- 68** The number of wins Colorado has over teams ranked in the Associated Press weekly polls (23rd most all-time; **45** since 1989, 19th most).
- 72** The number of yards that 64-yard pass was in the air, thrown from the CU 32 to four yards deep in the end zone to rally CU to a 27-26 win.
- 78-15-4** Colorado's record in games from 1989-96, the nation's fourth best overall record in the nation during that time frame.
- 93** The number of wins by Bill McCartney, CU's all-time winningest coach (93-55-5, 1982-94).
- 198, 6** The number of rushing yards and touchdowns, respectively, by **TB Chris Brown** against Nebraska on Nov. 23, 2001 in CU's 62-36 win.
- 227-8** Colorado's all-time record in games when it has scored 35 or more points (**314-22-1** with 30 or more points, with **120-2** with 43 or more).
- 237** The number of players from CU who have played in the National Football League, a top 20 figure nationally.
- 242** The number of consecutive games Colorado scored in between 1988 and 2008, the ninth-longest all-time in Division I football.
- 252** The number of national or regional regular season games CU has had on television since 1990, one of the top 10 figures in the nation.
- 284** The number of receiving yards by **WR Paul Richardson** (vs. California, Sept. 10, 2011), breaking the old mark of **222** first set by **WR Walter Stanley** (vs. Texas Tech, Sept. 12, 1981) and then matched by **WR Rae Carruth** (at Missouri, Nov. 2, 1996).
- 294** The number of career receptions by CU's all-time reception leader, **WR Nelson Spruce** (2012-15).
- 302** The number of times Colorado has been ranked in the Associated Press weekly poll (26th most all-time).
- 307** The number of career points by CU's all-time scoring leader, **PK Mason Crosby** (2003-06).
- 309** The number of wins Colorado has at Folsom Field since it opened on Oct. 1, 1924 (299-158-10).
- 342** The number of rushing yards by **TB Charlie Davis** against Oklahoma State on Nov. 13, 1971, CU's single-game rushing record.
- 362** The number of all-purpose yards by **TB Rashaan Salaam** at Texas on Oct. 1, 1994, CU's single-game record (317 rushing, 45 receiving).
- 401** The number of home wins Colorado has in its history (combined between campus fields, Gamble Field and Folsom Field).
- 465** The number of passing yards by **QB Mike Moschetti** against San Jose State on Sept. 11, 1999, CU's single-game passing record.
- 486** The number of games announcer **Larry Zimmer** called on the radio for the Buffaloes, the most by anyone in CU history (retired after 2015).
- 493** The number of career tackles by CU's all-time leading tackler, **ILB Barry Remington** (1982-86).
- 533** The number of passing yards against Northeast Louisiana on Sept. 16, 1995, CU's single-game record.
- 551** The number of rushing yards at Arizona on Oct. 11, 1958, CU's single-game record.
- 696** The number of wins Colorado has in its history (25th most all-time).
- 767** The number of yards of total offense against San Jose State on Sept. 11, 1999, CU's single-game record.
- 1,149** The number of receiving yards by **WR Charles Johnson** in 1992, CU's single-season record.
- 1,226** The number of games Colorado has played in its history (128th season of intercollegiate football).
- 2,055** The number of rushing yards **TB Rashaan Salaam** had in 1994 (the fourth at the time with a 2,000-yard season), on his way to the Heisman.
- 3,156** The number of passing yards by **QB Koy Detmer** in 1996, CU's single-season record.
- 3,347** The number of career yards by CU's all-time receiving leader, **WR Nelson Spruce** (2012-15).
- 3,940** The number of career yards by CU's all-time rushing leader, **TB Eric Bieniemy** (1987-90).
- 5,345** The elevation in feet of CU's Folsom Field (field level), the third highest stadium elevation in the FBS (behind Wyoming and Air Force).
- 9,568** The number of career passing yards by CU's all-time passing leader, **QB Sefo Liufau** (2013-16).
- 10,509** The number of career yards by CU's all-time total offense leader, **QB Sefo Liufau** (2013-16).

MONTHLY TAB

The Buffs are **63-38** in their last **101** September games, a pretty decent record considering the quality of non-conference schedule CU almost annually plays, and are **56-55-2** in its last **113** October games dating back to 1989. Colorado is **61-47-1** in its last **109** November games (**55-35** against all-comers aside from Nebraska, going 6-12-1 against NU in turkey month, and **54-19** against unranked teams; in 2016, Colorado was **4-0** in November for the first time since 1975). CU is **5-9** in December games since 1993, including bowls, and is **3-3-1** in August games in its history.

PAC-12 BOWL AGREEMENTS FOR 2017

Here are the Pac-12 bowl agreements that were signed in 2014 and run through the 2020 season; the conference's lineup for the 2017 bowl season:

- | | |
|---|--|
| # 1 Rose Bowl presented by Northwestern Mutual (Jan. 1, if in CFP semifinal; otherwise, see below). | # 4 Foster Farms (Dec. 27 vs. Big Ten) |
| # 2 Valero Alamo (Dec. 28 vs. Big 12) | # 5 Hyundai Sun (Dec. 29 vs. ACC) |
| # 3 San Diego County Credit Union Holiday (Dec. 28 vs. Big Ten) | # 6 Las Vegas (Dec. 16 vs. MW or BYU) |
| | # 7 Cactus (Dec. 26 vs. Big 12) |

Note: If the Pac-12 champion is in the top four of the College Football Playoff poll following the 2017 season it would play in the Rose Bowl as a participant in the CFP semifinals. If the champion is not among those four, it would play in either the Fiesta, Orange, Peach or Cotton bowls.

RANKED "UNDEFEATEDS" FALL AT FOLSOM

Eleven ranked, undefeated teams have lost their "0" in the loss column at Folsom Field since 1989. The last was Kansas in 2009, as the Jayhawks (5-0) hit town ranked No. 17 and lost 34-30. In 2007, Oklahoma (4-0) rolled in ranked No. 3 and left with a 27-24 setback; in 2002, Kansas State came to Boulder ranked No. 13 at 4-0 and lost, 35-31. Two bit the dust in 2001: Nebraska (11-0, No. 1 in the BCS and No. 2 in the polls) fell 62-36 game to the Buffs, as did Texas A & M (5-0, No. 20), 31-21. In 1998, No. 22 Texas Tech (6-0) lost 19-17; in 1995, No. 3 Texas A&M (2-0) lost, 29-21; in 1994, No. 10 Wisconsin (2-0) was crushed, 55-17; and in 1990, No. 12 Washington (3-0) left a 20-14 loser. In 1989, No. 10 Illinois (2-0) lost 38-7 and No. 3 Nebraska (8-0) fell, 27-21. *(Not included is a 43-10 win over No. 23-FCS Charleston Southern in 2013, which came to Boulder with a 7-0 mark.)*

STREAKING

Colorado has active multiple win streaks going against 11 Division I-A schools. The list: **5**—Air Force; **4**—San Jose State; **3**—Colorado State, Minnesota, Utah State, Wyoming; **2**—Iowa, Louisiana-Monroe, Massachusetts, Notre Dame and Oregon State. CU's longest current losing streaks are to Southern California (11), Washington (7), Missouri and Texas (5), and LSU, Michigan, Ohio State and Oklahoma State (3).

THE PRIMO TWENTY-FOUR

Colorado is one of just **24** schools in I-A/FBS history to be able to make the claim of winning (or sharing) a national championship and also having a Heisman Trophy winner. The criteria for national championship consideration included those crowned by the *Associated Press*, the coaches and the BCS; 30 total schools at one point in the past have been able to claim the throne. This prestigious short list (Alabama is the latest to join, doing so in 2009):

School	National Championships	Heisman Trophies			
Alabama	1961-64-65-73-78-79-92-09-11-12-15	2009-15	Nebraska	1970-71-94-95-97	1972-83-2001
Army	1944-45	1945-46-58	Notre Dame	1943-46-47-49-66-73-77-88	1943-47-49-53-56-64-87
Auburn	1957-2010	1971-85-2010	Ohio State	1942-54-57-68-2002	1944-50-55-74-75-95-2006
Brigham Young	1984	1990	Oklahoma	1950-55-56-74-75-85-2000	1952-69-78-2003-08
Colorado	1990	1994	Penn State	1982-86	1973
Florida	1996-2006-08	1966-96-2007	Pittsburgh	1937-76	1976
Florida State	1993-99-2013	1993-2000-13	Syracuse	1959	1961
Georgia	1980	1942-82	Texas	1963-69-70-2005	1977-98
Louisiana State	1958-2003	1959	Texas A & M	1939	1957-2012
Miami, Fla.	1983-87-89-91-2001	1986-92	TCU	1938	1938
Michigan	1948-97	1940-91-97	UCLA	1954	1967
Minnesota	1936-40-60	1941	USC	1962-67-72-74-78-2003-04	1965-68-79-81-2002-04-05

Schools with national championships and no Heisman winner are Michigan State (2), Tennessee (2) and Clemson, Georgia Tech, Maryland and Washington (all 1).

THE BUFFS & COLLEGE FOOTBALL HARDWARE

Colorado is in an elite group when it comes to claiming college football's prestigious trophies dating back to the 1990 season. A proliferation of awards has emerged since the late 1980s, and the Buffs are near the top of the list when it comes to collecting these statues. CU has had seven different players win nine trophies over the last 27 seasons (1990-2016), the 15th most nationally when it comes to trophies (and tied for 15th in the number of *different* players who have been honored). The below postseason "hardware" count includes the Heisman Trophy and the Lombardi, Maxwell, Walter Camp, Butkus, Thorpe, O'Brien, Unitas, Groza, Biletnikoff, Doak Walker, Nagurski, Bednarik, Mackey, Tatupu (defunct), Ray Guy, Rimington, Lott, Hendricks, Hornung and Bullworth (on-field player awards only—for example, if the Draddy/Campbell was included, CU would have one more on each list; so players only, no coaches, no "fad" awards around for a year or two, and no Disney Spirit, Orange Bowl Courage, etc. awards). The list of schools that have had winners between 1990 and 2016 (players only; LSU and Michigan players shared the 2004 Rimington Award and thus were both compensated for in the trophy count):

School	Players Trophies	School	Players Trophies	School	Players Trophies	School	Players Trophies	School	Players Trophies
Alabama	18 25	COLORADO	7 9	Washington	4 5	Oregon State	3 3	East Carolina	1 1
Florida State	12 22	Arizona	6 9	Arizona State	3 5	Purdue	3 3	Fresno State	1 1
Ohio State	13 22	Georgia	5 8	Baylor	3 5	Louisiana Tech	2 3	Hawai'i	1 1
Texas	11 22	Iowa	8 8	Tennessee	3 5	Maryland	2 3	Kentucky	1 1
Oklahoma	13 20	Stanford	6 8	Brigham Young	2 5	Virginia Tech	2 3	Marshall	1 1
Michigan	10 18	Louisville	5 8	Georgia Tech	4 4	California	2 2	Mississippi State	1 1
Miami, Fla.	9 17	Texas A&M	6 7	Kansas State	4 4	Missouri	2 2	N.C. State	1 1
Penn State	9 17	Auburn	4 7	Oklahoma State	4 4	Tulane	2 2	Rutgers	1 1
Florida	8 15	Pittsburgh	3 7	Utah	4 4	Virginia	2 2	South Carolina	1 1
Notre Dame	8 15	Clemson	5 6	Minnesota	3 4	Wake Forest	2 2	Southern Miss	1 1
Nebraska	9 14	Arkansas	4 6	Mississippi	3 4	West Virginia	2 2	Washington State	1 1
Wisconsin	10 13	Boston College	3 6	Northwestern	1 4	North Carolina	1 2	Wyoming	1 1
USC	8 13	Oregon	2 6	Illinois	3 3	Temple	1 2		
Louisiana State	7 11	Texas Tech	5 5	Memphis	3 3	Cincinnati	1 1		
UCLA	8 9	TCU	4 5	Michigan State	3 3	Colorado State	1 1		

2017 OPPONENT SCHEDULES & RESULTS

COLORADO STATE (1-0)

58	OREGON STATE	27
3	Colorado (Denver)	17
S 9	ABILENE CHRISTIAN	
S 16	at Alabama	
S 30	at Hawai'i	
O 7	at Utah State	
O 14	NEVADA	
O 20	at New Mexico	
O 28	AIR FORCE	
N 4	at Wyoming	
N 11	BOISE STATE	
N 18	at San Jose State	

TEXAS STATE (1-0)

20	HOUSTON BAPTIST	11
S 9	at Colorado	
S 16	APPALACHIAN STATE	
S 23	TEXAS-SAN ANTONIO	
S 30	at Wyoming	
O 7	LOUISIANA-MONROE	
O 12	at Louisiana	
O 28	at Coastal Carolina	
N 4	NEW MEXICO STATE	
N 11	GEORGIA STATE	
N 18	at Arkansas State	
N 24	at Troy	

NORTHERN COLORADO (1-0)

41	COLLEGE OF IDAHO	14
S 9	at Florida	
S 16	at Colorado	
S 23	IDAHO STATE	
S 30	at Northern Arizona	
O 7	at North Dakota	
O 21	MONTANA STATE	
O 28	SOUTHERN UTAH	
N 4	at Sacramento State	
N 11	at Montana	
N 18	CAL POLY	

WASHINGTON (1-0)

30	at Rutgers	14
S 9	MONTANA	
S 16	FRESNO STATE	
S 23	at Colorado	
S 30	at Oregon State	
O 7	CALIFORNIA	
O 14	at Arizona State	
O 28	UCLA	
N 4	OREGON	
N 10	at Stanford	
N 18	UTAH	
N 25	WASHINGTON STATE	

UCLA (1-0)

45	TEXAS A&M	44
S 9	HAWAII	
S 16	at Memphis	
S 23	at Stanford	
S 30	COLORADO	
O 14	at Arizona	
O 21	OREGON	
O 28	at Washington	
N 3	at Utah	
N 11	ARIZONA STATE	
N 18	at Southern California	
N 24	CALIFORNIA	

ARIZONA (1-0)

62	NORTHERN ARIZONA	24
S 9	HOUSTON	
S 15	at Texas-El Paso	
S 22	UTAH	
O 7	at Colorado	
O 14	UCLA	
O 21	at California	
O 28	WASHINGTON STATE	
N 4	at Southern California	
N 11	OREGON STATE	
N 18	at Oregon	
N 25	at Arizona State	

OREGON STATE (1-1)

27	at Colorado State	58
35	PORTLAND STATE	32
S 9	MINNESOTA	
S 16	Washington State	
S 30	WASHINGTON	
O 7	at Southern California	
O 14	COLORADO	
O 26	STANFORD	
N 4	at California	
N 11	at Arizona	
N 18	ARIZONA STATE	
N 25	at Oregon	

WASHINGTON STATE (1-0)

31	MONTANA STATE	0
S 9	BOISE STATE	
S 16	OREGON STATE	
S 23	NEVADA	
S 29	SOUTHERN CALIFORNIA	
O 7	at Oregon	
O 13	at California	
O 21	COLORADO	
O 28	at Arizona	
N 4	STANFORD	
N 11	at Utah	
N 25	at Washington	

CALIFORNIA (1-0)

35	at North Carolina	30
S 9	WEBER STATE	
S 16	MISSISSIPPI	
S 23	SOUTHERN CALIFORNIA	
S 30	at Oregon	
O 7	at Washington	
O 13	WASHINGTON STATE	
O 21	ARIZONA	
O 28	at Colorado	
N 4	OREGON STATE	
N 18	at Stanford	
N 24	at UCLA	

ARIZONA STATE (1-0)

37	NEW MEXICO STATE	31
S 9	SAN DIEGO STATE	
S 16	at Texas Tech	
S 23	OREGON	
S 30	at Stanford	
O 14	WASHINGTON	
O 21	at Utah	
O 28	SOUTHERN CALIFORNIA	
N 4	COLORADO	
N 11	at UCLA	
N 18	at Oregon State	
N 25	ARIZONA	

SOUTHERN CALIFORNIA (1-0)

49	WESTERN MICHIGAN	31
S 9	STANFORD	
S 16	TEXAS	
S 23	at California	
S 29	at Washington State	
O 7	OREGON STATE	
O 14	UTAH	
O 21	at Notre Dame	
O 28	at Arizona State	
N 4	ARIZONA	
N 11	at Colorado	
N 18	UCLA	

UTAH (1-0)

37	NORTH DAKOTA	16
S 9	at Brigham Young	
S 16	SAN JOSE STATE	
S 22	at Arizona	
O 7	STANFORD	
O 14	at Southern California	
O 21	ARIZONA STATE	
O 28	at Oregon	
N 3	UCLA	
N 11	WASHINGTON STATE	
N 18	at Washington	
N 25	COLORADO	

KEY: ♦—Pac-12 Conference game; ⇄—Mountain West game; ◇—Sun Belt Conference game; □—Big Sky Conference game.

OPPONENTS & 2017 SCHEDULE TIDBITS

The 12 opponents on the 2017 Colorado schedule combined for a 75-74 record in 2016 (50.3 winning percentage); five teams made the postseason, including one College Football Playoff participant (Washington).

- The Buffaloes opened on a weeknight for the fourth straight season (2015 in Honolulu, and 2014, 2016 and 2017 in Denver); the Buffs opened the MacIntyre Era on a Sunday in 2013, so Colorado has not opened a season on a Saturday since 2012.
- Colorado doesn't leave the state for its first road game until Sept. 30, the fifth week/game of the season (one game in Denver followed by three in Boulder); the last time that happened was in 2001, but that was due to 9/11 (CU was supposed to play at Washington State in week four, or on Sept. 15). Otherwise you have to go back to 1998 (three in Boulder, one in Denver) and then 1978 (when the Buffaloes opened with five straight games at home en route to a record eight home games). A little different from last year, when for the first time in CU history the Buffs played one week in the Eastern Time Zone (at Michigan) and then the next in the Pacific (at Oregon).
- The Buffaloes will play Northern Colorado for the first time since 1934; the Bears won that, 13-7, over the Silver & Gold as CU was a month-plus shy of adopting "Buffaloes" as its permanent nickname. That was also CU's first-ever night game in the state of Colorado.
- **2 & 1.** Colorado doesn't have a game the week before two games (Colorado State, Utah), while only Arizona has a bye prior to playing the Buffs.
- Colorado will travel **7,086** miles round-trip for its non-Boulder games in 2017: CSU (Denver, 60), UCLA (Los Angeles, 1,666), Oregon State (Eugene, 1,916), Washington State (Lewiston, 1,554), Arizona State (Tempe, 1,178) and Utah (Salt Lake City: 712). Last year, CU traveled **11,704** miles over the course of the season (eight trips, including to Denver for CSU, the Pac-12 Championship game and the Alamo Bowl).
- Colorado has at least one regular season game on a non-Saturday for the 22nd straight season; the Buffs had played the Friday after Thanksgiving from 1996 through 2012, a span of 17 seasons (Nebraska 1995-2010, Utah 2011-12). But in 2013 and since, the rivalry game with the Utes has returned to Saturday as the Pac-12's television partners (ESPN, FOX) are opting for other games for the Friday slots.
- Conference regular season misses: the Buffaloes do not play Oregon or Stanford (replaced by California and Washington); Oregon is the last school that has come off CU's schedule from the North Division, the only team in the division CU played in all of its first six years in the conference.
- Washington will be just the third defending conference champion to visit Boulder in the last 13 years, joining Oklahoma (2007) and Oregon (2015).



2017 PAC-12 COMPOSITE SCHEDULE & RESULTS

Week Zero (Aug. 26)

COLORADO STATE 58, Oregon State 27
Stanford 62, Rice 7 *(at Sydney, Australia)*

Week One (Aug. 31-Sept. 3)

(Aug. 31) UTAH 37, North Dakota 16
(Aug. 31) ARIZONA STATE 37, New Mexico State 31
(Sept. 1) **Colorado 17**, Colorado State 3 *(at Denver)*
(Sept. 1) Washington 30, RUTGERS 14
ARIZONA 62, Northern Arizona 24
California 35, NORTH CAROLINA 30
OREGON 77, Southern Utah 21
Oregon State 35, Portland State 32
SOUTHERN CALIFORNIA 49, Western Michigan 31
WASHINGTON STATE 31, Montana State 0
(Sept. 3) UCLA 45, Texas A&M 44

Week Two (Sept. 9)

Texas State at **Colorado** (PAC12) 12:00 p.m.
*Stanford at USC (FOX) 6:30 p.m.
Nebraska at Oregon (FOX) 2:30 p.m.
Hawaii at UCLA (PAC12) 3:00 p.m.
Weber State at California (P12B) 3:00 p.m.
Montana at Washington (PAC12) 6:00 p.m.
Minnesota at Oregon State (FS1) 8:00 p.m.
Utah at BYU (ESPN2) 8:15 p.m.
Boise State at Washington State (ESPN) 8:30 p.m.
Houston at Arizona (ESPNU) 8:30 p.m.
San Diego State at Arizona State (PAC12) 9:00 p.m.

Week Three (Sept. 16)

(Sept. 15) Arizona at Texas-El Paso (ESPN) 8:15 p.m.
Northern Colorado at **Colorado** at (PAC12) 12:00 p.m.
*Oregon State at Washington State (PAC12) 3:30 p.m.
UCLA at Memphis (ABC/ESPN2) 10:00 a.m.
Oregon at Wyoming (CBS-SN) 5:00 p.m.
Arizona State at Texas Tech (FSN) 6:00 p.m.
Texas at USC (FOX) 6:30 p.m.
Fresno State at Washington (PAC12) 7:30 p.m.
San Jose State at Utah (ESPN2) 8:00 p.m.
Mississippi at California (ESPN) 8:30 p.m.
Stanford at San Diego State (CBS-SN) 8:30 p.m.

Week Four (Sept. 23)

(Sept. 22) *Utah at Arizona (FS1) 8:30 p.m.
*Washington at **Colorado** TBA
*Oregon at Arizona State TBA
*UCLA at Stanford TBA
*USC at California TBA
Nevada at Washington State TBA

Week Five (Sept. 30)

(Sept. 29) *USC at Washington State (ESPN) 8:30 p.m.
***Colorado** at UCLA TBA
*Arizona State at Stanford TBA
*California at Oregon TBA
*Washington at Oregon State TBA

Week Six (Oct. 7)

Arizona at **Colorado** TBA
*California at Washington TBA
*Oregon State at USC TBA
*Stanford at Utah TBA
*Washington State at Oregon TBA

Week Seven (Oct. 14)

(Oct. 13) *Washington St. at Cal (ESPN) 8:30 p.m.
***Colorado** at Oregon State TBA
*Oregon at Stanford TBA
*UCLA at Arizona TBA
*Utah at USC TBA
*Washington at Arizona State TBA

Week Eight (Oct. 21)

***Colorado** at Washington State TBA
*Arizona at California TBA
*Arizona State at Utah TBA
*Oregon at UCLA TBA
USC at Notre Dame (NBC) 5:30 p.m.

Week Nine (Oct. 28)

(Oct. 26) *Stanford at Oregon State (ESPN) 7:00 p.m.
*California at **Colorado** TBA
*UCLA at Washington TBA
*USC at Arizona State TBA
*Utah at Oregon TBA
*Washington State at Arizona TBA

Week Ten (Nov. 4)

(Nov. 3) *UCLA at Utah (FS1) 7:30 p.m.
***Colorado** at Arizona TBA
*Arizona at USC TBA
*Oregon at Washington TBA
*Oregon State at California TBA
*Stanford at Washington State TBA

Week Eleven (Nov. 11)

(Nov. 10) *Washington at Stanford (FS1) 8:30 p.m.
*USC at **Colorado** TBA
*Arizona State at UCLA TBA
*Oregon State at Arizona TBA
*Washington at Stanford TBA
*Washington State at Utah TBA

Week Twelve (Nov. 18)

*Arizona at Oregon TBA
*Arizona State at Oregon State TBA
*California at Stanford TBA
*UCLA at USC TBA
*Utah at Washington TBA

Week Thirteen (Nov. 25)

(Nov. 24) *California at UCLA (FS1) 8:30 p.m.
***Colorado** at Utah TBA
*Arizona at Arizona State TBA
*Oregon State at Oregon (ESPN/2) TBA
*Washington State at Washington TBA
Notre Dame at Stanford TBA

Week Fourteen (Dec. 1)

Pac-12 Championship at Santa Clara (ESPN) TBA

All times listed are MDT/MST. Home team in CAPS. *—denotes Pacific-12 Conference game. Television selections Sept. 23 and beyond are made on 12 days' notice by the Pac-12 television partners (ESPN/ABC, FOX/FOX Sports 1 or 2, Pac-12 Networks); ESPN/ABC also has an option of utilizing a 6-day selection process three times annually. With the advent of the Pac-12 Networks (National; Arizona, Mountain, Oregon, Northern California, Southern California, Washington), all conference games and non-league home games will again be televised in 2017 (78 in all). ABC's standard afternoon regional telecast window is at 1:30 p.m. MT in addition to a number of prime-time windows (6 p.m. MT; those games will be selected from the Pac-12, American Athletic, ACC, Big 10 or Big 12). ESPN/ESPN 2 will utilize several windows, including a 7 p.m. MT window on Thursdays, with those games preselected ahead of the season.

2017 PAC-12 CONFERENCE STANDINGS

South Division (E)

School (AP/Coaches)	conference-----					overall-----					Next Up
	W	L	Pct.	Pts	Opp	W	L	Pct.	Pts	Opp	
COLORADO (RV/RV)	0	0	.000	0	0	1	0	1.000	17	3	S 9 TEXAS STATE
Arizona (—/RV)	0	0	.000	0	0	1	0	1.000	62	24	S 9 HOUSTON
Arizona State	0	0	.000	0	0	1	0	1.000	37	31	S 9 SAN DIEGO STATE
Southern California (#6/#5)	0	0	.000	0	0	1	0	1.000	49	31	S 9 STANFORD
UCLA (RV/RV)	0	0	.000	0	0	1	0	1.000	45	44	S 9 HAWAII
Utah (RV/#23)	0	0	.000	0	0	1	0	1.000	37	16	S 9 at Brigham Young

North Division (E)

School (AP/Coaches/CFP)	conference-----					overall-----					Next Up
	W	L	Pct.	Pts	Opp	W	L	Pct.	Pts	Opp	
California (RV/RV)	0	0	.000	0	0	1	0	1.000	35	30	S 9 WEBER STATE
Oregon (RV/RV)	0	0	.000	0	0	1	0	1.000	77	21	S 9 NEBRASKA
Stanford (#14/#14)	0	0	.000	0	0	1	0	1.000	62	7	S 9 at Southern California
Washington (#7/#7)	0	0	.000	0	0	1	0	1.000	30	14	S 9 MONTANA
Washington State (#20/#22)	0	0	.000	0	0	1	0	1.000	31	0	S 9 BOISE STATE
Oregon State	0	0	.000	0	0	1	1	.500	62	90	S 9 MINNESOTA

A LOOK AT THE PAC-12 DIVISIONS

After the Pac-12 announced it was expanding to 12 teams in 2010 with the additions of Colorado (June 10) and Utah (June 17), later that year the divisions in football only were announced: CU and Utah joined Arizona, Arizona State, Southern California and UCLA in the Pac-12 South; the Oregon and Washington schools along with Cal and Stanford would comprise the Pac-12 North. Here's a look at the divisions and the all-time records of each program as listed by the NCAA through games of September 3 (with 2017 records in parenthesis):

PAC-12 SOUTH	Seasons	Games	W	L	T	Pct.
Arizona (1-0).....	114	1,087	602	452	33	.570
Arizona State (1-0).....	105	1,007	601	382	24	.609
Colorado (1-0).....	128	1,226	696	494	36	.582
Southern California (1-0).....	124	1,214	824	336	54	.701
UCLA (1-0).....	99	1,039	597	405	37	.592
Utah (1-0).....	124	1,146	662	453	31	.591
Totals	6,719	3982	2522	215		.609

PAC-12 NORTH	Seasons	Games	W	L	T	Pct.
California (1-0).....	122	1,234	657	526	51	.553
Oregon (1-0).....	122	1,175	642	487	46	.566
Oregon State (1-1).....	121	1,163	530	583	50	.477
Stanford (1-0).....	111	1,135	636	450	49	.582
Washington (1-0).....	128	1,208	716	442	50	.613
Washington State (1-0).....	122	1,123	527	551	45	.489
Totals	7,038	3708	3039	291		.548

ALL-TIME PAC-12 HEAD-TO-HEAD SERIES RECORDS

A look at the team versus team football histories in the Pac-12 (won-lost-tied; does not include vacated games):

School	UA	ASU	CAL	COLO	OREG	OSU	STAN	UCLA	USC	UTAH	WASH	WSU	Totals
Arizona	40-39-1	17-14-2	5-14	16-25	22-15-1	14-16	14-24-2	8-32	19-21-2	11-21-1	26-16	193-236- 9
Arizona State	39-40-1	16-18	7-1	16-19	27-13-1	17-12	13-19-1	12-21	20-8	19-15	27-14-2	213-180- 5
California	14-17-2	18-16	5-3	38-36-1	35-33	41-49-6	33-53-1	30-69-5	6-5	39-54-4	45-28-5	305-362-24
Colorado	14-5	1-7	3-5	9-12	4-5	4-6	3-9	0-11	32-28-3	5-10-1	6-4	81-102- 4
Oregon	25-16	19-16	36-38-1	12-9	63-47-10	32-44-1	28-39	20-39-2	21-9	45-59-5	47-35-6	344-351-25
Oregon State	15-22-1	13-27-1	33-35	5-4	47-63-10	25-55-3	16-43-4	11-61-4	11-9-1	34-63-4	47-51-3	257-433-31
Stanford	16-14	12-17	49-41-6	6-4	44-32-1	55-25-3	40-45-3	32-61-3	2-4	40-42-4	40-26-1	336-311-21
UCLA	24-14-2	19-13-1	53-33-1	9-3	39-28	43-16-4	45-40-3	31-48-7	11-4	40-30-2	40-20-1	354-249-21
USC	32-8	21-12	69-30-5	110	39-20-2	61-11-4	61-32-3	48-31-7	10-5	52-29-4	59-9-4	463-187-29
Utah	21-19-2	8-20	5-6	28-32-3	9-21	9-11-1	4-2	4-11	5-10	1-9	7-7	101-148- 6
Washington	21-11-1	15-19	54-39-4	10-5-1	59-45-5	63-34-4	42-40-4	30-40-2	29-52-4	9-1	71-32-6	394-319-31
Washington State	16-26	14-27-2	28-45-5	4-6	35-47-6	51-47-3	26-40-1	20-40-1	9-59-4	7-7	32-71-6	233-356-24

PERCEPTION

Here's a quick fact when it comes to CU and Utah joining the Pac-12: the two are travel partners, and most assumed it wouldn't be a cozy as the other five pairs. Well, first of all, it's not like they travel together, the same teams will roll into Boulder and Salt Lake City the same weekends, and the other schools will host CU and Utah in one order or the other. The campus of CU and Utah are 356 miles apart; did you know Washington and Washington State's campuses are 252 miles apart? And the Arizona schools are separated by 102 miles; the others are all under 40, with USC and UCLA the closest. Bottom line is that CU and Utah are not really that far out of whack (Texas A&M and Texas Tech are further apart than the Buffs and the Utes by some 29 miles).



FOLSOM FIELD RANKED SEVENTH TOUGHEST PLACE TO PLAY

Yahoo! Sports in 2012 came out with its top 25 toughest places to play list, and lo and behold, Folsom Field came in at No. 7. In ranking CU in that spot, Yahoo! wrote: "Folsom Field, home of the Colorado Buffaloes, is one of the most underrated venues in college sports. The fans here always cheer hard and loud, and they are quite respectful and friendly to visiting fans." The Top 10 were comprised of: 1. Ohio State (*Ohio Stadium*); 2. Florida (*Ben Hill Griffin Stadium, a.k.a. the Swamp*); 3. Louisiana State (*Tiger Stadium, a.k.a., Death Valley*); 4. Auburn (*Jordan-Hare Stadium*); 5. Michigan State (*Spartan Stadium*); 6. Miami, Fla. (*Sun Life Stadium*); 7. **Colorado (*Folsom Field*)**; 8. West Virginia (*Mountaineer Field at Milan Puskar Stadium*); 9. Iowa (*Kinnick Stadium*); 10. Texas A&M (*Kyle Field*). The next Pac-12 school on the list was Oregon (*Autzen Stadium*) at No. 21, with Washington at No. 23 (*Husky Stadium*).

FOLSOM FIELD #1

LawnStarter.com recently ranked its top 16 College Football Stadiums with the Best Natural Scenery, and lo and behold, coming in at the top was CU's own **Folsom Field**. The top 10: 1. **Folsom Field (Colorado)**; 2. Lavell Edwards Stadium (BYU); 3. Utah Stadium (Utah); 4. Romney Stadium (Utah State); 5. Rose Bowl (UCLA); 6. Sun Bowl (UTEP); 7. Ryan Field (Northwestern); 8. Scott Stadium (Virginia); 9. Michie Stadium (Army); 10. Kidd Brewer Stadium (Appalachian State); 11. Dowdy-Ficklen Stadium (East Carolina); 12. Dix Stadium (Kent State); 13. Memorial Stadium (California); 14. Kenan Stadium (North Carolina); 15. Memorial Stadium (Kansas); 16. Spartan Stadium (San Jose State).

The same publication ranked CU's natural grass field the third best national behind Iowa State (Jack Trice Field) and Northwestern (Ryan Field).

300+ AT FOLSOM

Colorado won its 300th game at Folsom Field in 2013 and is now **309-166-10** in 93 seasons playing its home games at Folsom. The first game at Folsom was Oct. 11, 1924 (*then known as Colorado Stadium, built at a cost of \$75,000*); previous, CU was **73-17-6** at Gamble Field and **19-5** on other grass areas of campus; the Buffs are **401-189-16** all-time at home. The 2016 season marked CU's first winning one at home, as the Buffaloes went **6-0**; Colorado's last winning record at home had been in 2010 (with a 4-2 mark); it was CU's first undefeated season at home since 1994, when the Buffs went 6-0 in the late Rashaan Salaam's Heisman Trophy winning year. Over the 2011-12 seasons, CU was just 1-10 in Boulder before going 3-3 in Folsom in Mike MacIntyre's first season; the Buffs pulled even at home under "Mac" with the 6-0 mark in 2016 and are now **12-12** at Folsom in his tenure.

ACTIVE COLORADO CAREER STATISTICAL CHARTS

RUSHING

Rk	Player (Seasons)	Att.	Yards	Avg.	TD
1	Eric Bieniemy (1987-90)	699	3,940	5.63	41
2	Rodney Stewart (2008-11)	809	3,598	4.45	25
3	Rashaan Salaam (1992-94)	486	3,057	6.29	33
4	Bobby Purify (2000-04)	595	3,016	5.07	20
5	Charlie Davis (1971-73)	538	2,958	5.50	24
6	Chris Brown (2001-02)	465	2,690	5.78	34
7	Hugh Charles (2004-07)	517	2,659	5.14	15
8	James Mayberry (1975-78)	546	2,544	4.66	25
9	Herchell Troutman (1994-97)	568	2,487	4.38	21
10	Phillip Lindsay (2014-17)	468	2,373	5.07	23
11	Bob Anderson (1967-69)	568	2,367	4.17	34
12	Lee Rouson (1981-84)	581	2,296	3.95	10
13	Lamont Warren (1991-93)	488	2,242	4.59	22
14	Cortlen Johnson (1998-2001)	445	2,199	4.94	20
15	Kayo Lam (1933-35)	313	2,140	6.84	18
20	Carroll Hardy (1951-54)	291	1,999	6.87	23
25	William Harris (1965-67)	330	1,585	4.80	4
30	Mark Hatcher (1984-87)	375	1,470	3.92	16
35	Erich Kissick (1986-89)	256	1,297	5.07	8
40	Anthony Weatherspoon (1984-86)	275	1,193	4.34	7
41	Emerson Wilson (1953-55)	261	1,185	4.54	14
41	Michael Adkins II (2013-17)	240	1,185	4.95	13
105	Donovan Lee (2014-17)	85	422	4.96	3
111	Kyle Evans (2015-17)	102	398	3.90	4

PASSING

Rk	Player (Seasons)	Att-Com-Int	Pct.	Yards	TD	Rating
1	Sefo Liufau (2013-16)	1383-870-36	62.9	9,568	60	130.13
2	Cody Hawkins (2007-10)	1214-667-41	54.9	7,409	60	115.76
3	Joel Klatt (2002-05)	1095-666-33	60.8	7,375	44	124.63
4	Kordell Stewart (1991-94)	785-456-19	58.1	6,481	33	136.47
5	Tyler Hansen (2008-11)	872-505-28	57.9	5,705	35	119.69
6	Koy Detmer (1992-96)	594-350-25	58.9	5,390	40	148.95
7	Mike Moschetti (1998-99)	607-366-19	60.3	4,797	33	138.36
8	John Hessler (1994-97)	627-347-26	55.3	4,788	34	129.09
9	Steve Vogel (1981-84)	688-309-33	44.9	3,912	27	96.03
10	Darian Hagan (1988-91)	424-213-19	50.2	3,801	27	137.59
31	Steven Montez (2016-17)	160-100-6	62.5	1,219	10	139.62

TOTAL OFFENSE

Rk	Player (Seasons)	Rush	Pass	Total	TDR
1	Sefo Liufau (2013-16)	941	9,568	10,509	73
2	Kordell Stewart (1991-94)	1,289	6,481	7,770	48
3	Cody Hawkins (2007-10)	-159	7,409	7,250	67
4	Joel Klatt (2002-05)	-130	7,375	7,245	47
5	Tyler Hansen (2008-11)	478	5,705	6,183	43
33	Phillip Lindsay (2014-17)	2,373	0	2,373	23

RECEIVING (Receptions)

Rk	Player (Seasons)	No.	Yards	Avg.	TD
1	Nelson Spruce (2012-15)	294	3,347	11.4	23
2	Scotty McKnight (2007-10)	215	2,521	11.7	22
3	Michael Westbrook (1991-94)	167	2,548	15.3	19
4	Paul Richardson (2010-13)	156	2,412	15.5	21
5	Phil Savoy (1994-97)	152	2,176	14.3	14
6	Shay Fields (2014-17)	150	2,007	13.4	18
7	Javon Green (1997-2000)	136	2,031	14.9	17
8	Rae Carruth (1992-96)	135	2,540	18.8	20
9	Derek McCoy (2000-03)	134	2,038	15.2	20
10	Charles E. Johnson (1990-93)	127	2,447	19.3	15
15	Devin Ross (2013-17)	99	1,133	11.4	7
16	*Christian Fauria (1991-94)	98	1,058	10.8	11
17	Darrin Chiaverini (1995-98)	97	1,199	12.4	6
18	Bryce Bobo (2014-17)	96	994	10.4	5
19	Dave Hestera (1981-83)	91	1,057	11.6	2
23	Phillip Lindsay (2014-17)	89	735	8.3	1
31	Loy Alexander (1983-85)	78	1,107	14.2	8
59	Donovan Lee (2014-17)	46	244	5.3	1
71	Jay MacIntyre (2015-17)	39	502	12.9	2

RECEIVING (Yards)

Rk	Player (Seasons)	No.	Yards	Avg.	TD
1	Nelson Spruce (2012-15)	294	3,347	11.4	23
2	Michael Westbrook (1991-94)	167	2,548	15.3	19
3	Rae Carruth (1992-96)	135	2,540	18.8	20
4	Scotty McKnight (2007-10)	215	2,521	11.7	22
5	Charles E. Johnson (1990-93)	127	2,447	19.3	15
6	Paul Richardson (2010-13)	156	2,412	15.5	21
7	Phil Savoy (1994-97)	152	2,176	14.3	14
8	Derek McCoy (2000-03)	134	2,038	15.2	20
9	Javon Green (1997-2000)	136	2,031	14.9	17
10	Shay Fields (2014-17)	150	2,007	13.4	18
15	Marcus Stiggers (1996-99)	80	1,223	15.1	10
20	*Jon Embree (1983-86)	80	1,166	14.6	5
21	Devin Ross (2013-17)	99	1,133	11.4	7
26	*Christian Fauria (1991-94)	98	1,058	10.8	11
27	*Dave Hestera (1981-83)	91	1,057	11.6	2
28	Bryce Bobo (2014-17)	96	994	10.4	5
29	*Riar Geer (2006-09)	87	974	11.2	11
30	John Minardi (1998-2001)	79	971	12.3	6
31	Rodney Stewart (2008-11)	93	969	10.4	0
32	James Kidd (1993-96)	58	944	16.3	9
40	Phillip Lindsay (2014-17)	89	735	8.3	2
77	Jay MacIntyre (2015-17)	39	502	12.9	2

ALL-PURPOSE YARDS

Rk	Player (Seasons)	Rush	Rec	KOR	PR	Total
1	Rodney Stewart (2008-11)	3,598	969	239	22	4,828
2	Eric Bieniemy (1987-90)	3,940	380	31	0	4,351
3	Phillip Lindsay (2014-17)	2,373	735	1,077	0	4,185
4	Hugh Charles (2004-07)	2,659	552	411	0	3,622
5	Nelson Spruce (2012-15)	2	3,347	63	180	3,592
6	Byron White (1935-37)	1,864	234	506	973	3,577
7	Herchell Troutman (1994-97)	2,487	725	240	91	3,543
8	Bobby Purify (2000-04)	3,016	508	0	0	3,524
9	Rashaan Salaam (1992-94)	3,057	412	13	0	3,482
10	Charlie Davis (1971-73)	2,958	131	75	0	3,164

YARDS FROM SCRIMMAGE

Rk	Player (Seasons)	Rush	Rec	Total
1	Rodney Stewart (2008-11)	3,598	969	4,567
2	Eric Bieniemy (1987-90)	3,940	380	4,320
3	Bobby Purify (2000-04)	3,016	508	3,524
4	Rashaan Salaam (1992-94)	3,057	412	3,469
5	Nelson Spruce (2012-15)	2	3,347	3,349
6	Herchell Troutman (1994-97)	2,487	725	3,212
7	Hugh Charles (2004-07)	2,659	552	3,211
8	Phillip Lindsay (2014-17)	2,373	735	3,108
9	Charlie Davis (1971-73)	2,958	131	3,089
10	Lee Rouson (1981-84)	2,296	699	2,995
15	Michael Westbrook (1991-94)	84	2,548	2,632
20	Paul Richardson (2010-13)	38	2,412	2,450
25	Tony Reed (1975-76)	1,932	234	2,166
30	Javon Green (1997-2000)	4	2,031	2,035
31	Billy Waddy (1973-76)	1,537	475	2,012
32	Shay Fields (2014-17)	53	2,007	2,060

SCORING

Rk	Player (Seasons)	TD	2Pt	EP-EPA	FG-FGA	PTS
1	Mason Crosby (2003-06)	0	0-0	109-117	66-88	307
2	Will Oliver (2011-14)	0	0-0	129-131	50-69	279
3	Eric Bieniemy (1987-90)	42	1-1	0-0	0-0	254
4	Jeremy Aldrich (1996-99)	0	0-0	87-95	48-64	231
5	Bobby Anderson (1967-69)	35	1-2	0-0	0-0	212
10	Mervin Hodel (1949-51)	28	0-0	0-0	0-0	168
19	James Mayberry (1975-78)	25	0-0	0-0	0-0	150
19	Rodney Stewart (2008-11)	25	0-0	0-0	0-0	150
19	Phillip Lindsay (2014-17)	25	0-0	0-0	0-0	150
22	Dave Haney (1968-70)	0	0-0	86-92	21-35	149
23	Nelson Spruce (2012-15)	24	1-1	0-0	0-0	146
24	John Bayuk (1954-56)	24	0-0	0-0	0-0	144
25	Bob Stransky (1955-57)	21	0-0	12-22	0-0	138
25	Lamont Warren (1991-93)	23	0-0	0-0	0-0	138
25	Scotty McKnight (2007-10)	23	0-0	0-0	0-0	138
39	Shay Fields (2014-17)	19	0-0	0-0	0-0	114
65	Michael Adkins (2013-17)	14	0-0	0-0	0-0	84

ACTIVE COLORADO CAREER STATISTICAL CHARTS, CONTINUED

KICK SCORING

Rk	Player (Seasons)	EP-EPA	FG-FGA	PTS
1	Mason Crosby (2003-06)	109-117	66-88	307
2	Will Oliver (2011-14)	129-131	50-69	279
3	Jeremy Aldrich (1996-99)	87-95	48-64	231
4	Tom Field (1979-83)	82-86	36-55	190
5	Aric Goodman (2008-10)	93-96	25-47	168
10	Fred Lima (1972-73)	59-62	21-45	122
15	Tom Mackenzie (1974-75)	62-68	14-28	104

PUNTING

Rk	Player (Seasons)	No.	Yards	Avg.	Long	In 20
1	Mark Mariscal (1999-2002)	99	4,632	46.79	68	25
2	Barry Helton (1984-87)	153	6,873	44.92	68	44
3	Keith English (1985-88)	55	2,457	44.67	77	21
4	Zack Jordan (1950-52)	137	6,113	44.62	78	23
5	John Torp (2002-05)	205	9,145	44.61	72	65

INSIDE THE 20: O'Neill 95, Torp 65, DiLallo 61, Koleski 51, Berger 44, Helton 44.

KICKOFF RETURNS

Rk	Player (Seasons)	No.	Yards	Avg.	TD
1	Ben Kelly (1997-99)	64	1,798	28.1	3
2	Terrence Wheatley (2003-07)	56	1,350	24.1	0
3	Josh Smith (2007-08)	50	1,276	25.5	1
4	M.J. Nelson (1986-89)	51	1,198	23.5	0
5	Walter Stanley (1980-81)	49	1,172	23.9	1
6	Phillip Lindsay (2014-17)	44	1,077	24.5	0
7	Bill Symons (1962-64)	43	1,051	24.4	1
8	Brian Lockridge (2007-11)	44	968	22.0	1
9	Roman Hollowell (1998-2001)	44	914	20.8	0
10	Ryan Severson (2013-16)	40	872	21.8	0
11	Stephone Robinson (2004-07)	49	867	17.7	0
12	Carroll Hardy (1951-54)	31	853	27.5	0
13	Billy Waddy (1973-76)	32	849	26.5	2
14	Howard Ballage (1976-78)	30	764	25.5	2
15	Cliff Branch (1970-71)	30	755	25.2	2
21	Donovan Lee (2014-16)	23	586	25.5	0

INTERCEPTIONS

Rk	Player (Seasons)	No.	Yards	Avg.	TD
1	John Stearns (1970-72)	16	339	21.2	0
2	Chris Hudson (1991-94)	15	204	13.6	2
3	Dick Anderson (1965-67)	14	151	10.8	0
3	Terrence Wheatley (2003-07)	14	154	11.0	2
5	Tim James (1987-90)	13	120	9.2	0
5	Tedric Thompson (2013-16)	13	241	18.5	0

TACKLES

Rk	Player (Position, Seasons)	UT	AT	—	TOT	TFL
1	Barry Remington (LB, 1982-86)	245	248	—	493	21- 60
2	Matt Russell (LB, 1993-96)	282	164	—	446	44-144
3	Greg Biekert (LB, 1989-92)	280	161	—	441	33- 73
4	Jordan Dizon (LB, 2004-07)	293	147	—	440	35-137
5	Ted Johnson (LB, 1991-94)	253	156	—	409	21- 61
6	Laval Short (DL, 1976-79)	141	231	—	372	37-239
7	Chad Brown (LB, 1989-92)	242	127	—	369	38-169
8	Michael Jones (LB, 1986-89)	218	131	—	349	13- 41
9	Thaddeus Washington (LB, 2003-06)	202	136	—	338	25- 80
10	Michael Lewis (DB, 1998-2001)	225	111	—	336	17- 73
16	Kenneth Olugbode (LB, 2013-16)	193	106	—	299	10- 30
20	Ryan Black (DB, 1994-97)	145	130	—	275	11- 50
22	Chidobe Awuzie (DB, 2013-16)	226	47	—	273	26-104
23	Bill Roe (LB, 1977-79)	116	156	—	272	15- 78
24	Addison Gillam (LB, 2013-16)	186	84	—	270	26-115
26	Jeff Geiser (LB, 1972-74)	102	159	—	261	9- 39
28	Derrick Webb (LB, 2010-13)	176	82	—	258	19- 36
28	Phil Irwin (LB, 1968-70)	88	170	—	258	16- 48
30	Cha'pelle Brown (DB, 2006-09)	183	74	—	257	20- 66
31	Medford Mooror (DB 2000-03)	179	77	—	256	12- 38
31	Mark Haynes (DB, 1976-79)	142	114	—	256	12- 32
38	Tedric Thompson (DB, 2013-16)	172	74	—	246	11- 27
50	Rodney Rogers (DB, 1985-87)	152	79	—	231	4- 7
60	Greg Jones (LB, 1992-96)	129	87	—	216	45-205
70	Gary Campbell (LB, 1974-75)	97	101	—	198	6- 32

80	Ron Woolfork (LB, 1990-93)	133	57	—	190	53-303
80	Kyle Rappold (DL, 1985-87)	115	75	—	190	19- 63
82	Herb Orvis (DL, 1969-71)	79	110	—	189	32-214
86	Rick Gamboa (2015-17)	103	83	—	186	5- 16

QUARTERBACK SACKS

Rk	Player (Seasons)	No.	Yards
1	Alfred Williams (1987-90)	35	242
2	Ron Woolfork (1990-93)	33	241
3	Greg Jones (1992-96)	25	158
4	Laval Short (1976-79)	24½	192
5	Abraham Wright (2004-06)	21	151
6	Jimmie Gilbert (2013-16)	20	156
33	Addison Gillam (2013-16)	10½	83
39	Samson Kafovalu (2012-16)	9½	56
39	Derek McCartney (2014-17)	9½	48

TACKLES FOR LOSS

Rk	Player (Seasons)	No.	Yards
1	Alfred Williams (1987-90)	59	303
2	Ron Woolfork (1990-93)	53	303
3	Greg Jones (1992-96)	45	205
4	Matt Russell (1993-96)	44	144
5	Leonard Renfro (1989-92)	43	142
18	Jimmie Gilbert (2013-16)	31	181
22	Ruben Vaughan (1975-78)	28	115
22	Ryan Olson (1994-97)	28	107
25	Addison Gillam (2013-16)	26	115
25	Chidobe Awuzie (2013-16)	26	104
25	Marques Harris (2000-03)	26	102

PASS DEFLECTIONS

Rk	Player (Seasons)	No.
1	Marcus Washington (1995-97)	42
2	Damen Wheeler (1996-99)	39
3	Greg Henderson (2011-14)	36
3	Ken Crawley (2012-15)	36
5	Chidobe Awuzie (2013-16)	35
6	Ben Kelly (1997-99)	34
6	Tedric Thompson (2013-16)	34
8	Donald Strickland (1999-2002)	33
8	Lorenzo Sims (2003-06)	33
10	Mickey Pruitt (1984-87)	32
11	Phil Jackson (2000-03)	29
11	Terrence Wheatley (2003-07)	29
13	Dalton Simmons (1992-96)	28
13	Ahkello Witherspoon (2014-16)	28
15	Deon Figures (1988-92)	27
21	Isaiah Oliver (2015-17)	23

SPECIAL TEAMS TACKLES

Rk	Player (Seasons)	UT	AT	—	Total
1	Ryan Sutter (1994-97)	32	32	—	64
2	Darren Fisk (1995-97)	25	23	—	48
3	Ryan Black (1994-97)	21	19	—	40
4	Paul Rose (1987-90)	14	25	—	39
5	Arthur Jaffee (2008-11)	21	13	—	34
5	Terrel Smith (2010-14)	24	10	—	34
10	Greg Lindsey (1990-93)	23	4	—	27
21	Ryan Moeller (2014-17)	14	5	—	19

SPECIAL TEAMS POINTS

Rk	Player (Seasons)	Points
1	Ryan Sutter (1994-97)	123
2	Arthur Jaffee (2008-11)	88
3	Darren Fisk (1995-97)	86
4	Ryan Severson (2013-16)	84
5	Derrick Webb (2010-13)	81
6	Travis Sandersfeld (2008-11)	72
7	Ryan Black (1994-97)	68
8	Jalil Brown (2007-10)	65
8	Terrel Smith (2010-14)	65
10	Paul Rose (1987-90)	63
---	Ryan Moeller (2014-17)	51

ALL-BLACK UNIFORMS

Colorado has worn its all black uniforms on **49** occasions, when the Buffaloes wear both black jerseys and black pants, owning a **22-26-1** record; the Buffs have also added black helmets to the look, having worn black top-to-bottom on five occasions (**0-5** in that look). A little history on the all-black look: the brainchild of then-head coach Bill McCartney, CU first wore the garb on Nov. 28, 1987 for a game after Thanksgiving at the time; the opponent was CU's old Big 8 rival, Nebraska. The Buffs came out and warmed up in gold pants, and upon returning to the locker room at the conclusion of warm-ups, the players found black pants hanging in their lockers. "It was something we thought about a long time ago," Mac said at the time. "You couldn't do this overnight. We didn't tell the kids, and they were real excited." He went on to say that it was planned a month or so out to give the team a shot of adrenaline prior to kickoff.

COLORADO / ALL-BLACK UNIFORMS (22-26-1)

Year	Opponent	Result	Year	Opponent	Result	Year	Opponent	Result	Year	Opponent	Result
1987	Nebraska	L 7-24	1998	Kansas State	L 9-16		Kansas State	W 38-31		Nebraska	L 20-28
1988	Oklahoma	L 14-17	1999	Nebraska (OT)	L 30-33	2005	Nebraska	L 3-30	2011	*Southern California	L 17-42
1990	Iowa State	W 28-12	2000	Iowa State	L 27-35	2006	Texas Tech	W 30-6	2012	UCLA	L 14-42
1991	Missouri	W 55-7	2001	Nebraska	W 62-36		Kansas State	L 21-34		*Arizona State	L 17-51
1992	Oklahoma	T 24-24	2002	Kansas State	W 35-31		Iowa State	W 33-16	2013	*Arizona	L 20-44
1993	Nebraska	L 17-21		Baylor	W 34-0	2007	c—Colorado St. (OT)	W 31-28		Southern California	L 29-47
1994	Oklahoma State	W 17-3		Texas Tech	W 37-13		Florida State	L 6-16	2014	*Arizona State	L 24-38
1995	Missouri	W 21-0		Iowa State	W 41-27		Nebraska	W 65-51		Oregon State	L 31-36
	a—Oregon	W 38-6		b—Oklahoma	L 7-29	2008	c—Colorado State	W 38-17	2015	*Southern California	L 24-27
1996	Texas	W 28-24	2003	Oklahoma	L 20-34		West Virginia (OT)	W 17-14	2016	Utah	W 27-22
	Kansas State	W 12-0		Nebraska	L 22-31		Texas	L 14-38			
1997	Kansas	W 42-6	2004	Colorado State	W 27-24		Oklahoma State	L 17-30			
	Missouri	L 31-41		Texas	L 7-31	2009	Colorado State	L 17-23			

a—Cotton Bowl; b—Big 12 Championship at Houston; c—in Denver (*—wore black helmets).

BLACK HELMETS: Colorado has worn black helmets on **16** occasions in its history, usually with a gold or sometimes a silver logo, but once with a pink logo; CU is **2-14** in the black headgear. The games (*—matte black; #—worn with a pink logo as part of Blackout Breast Cancer awareness):

Year	Opponent	Result	Year	Opponent	Result	Year	Opponent	Result
1998	BAYLOR	W 18-16	2013	#ARIZONA	L 20-44	2014	*at Oregon	L 10-44
2011	SOUTHERN CALIFORNIA	L 17-42	2013	at UCLA	L 23-45	2015	*OREGON	L 24-41
2011	at UCLA	L 6-45	2013	at Utah	L 17-24	2015	*SOUTHERN CALIFORNIA	L 24-27
2012	ARIZONA STATE	L 17-51	2014	*ARIZONA STATE	L 24-38	2016	IDAHO STATE	W 56-7
2012	at Arizona	L 31-56	2014	*at Southern California	L 28-56			
2013	at Arizona State	L 13-54	2014	*at Arizona	L 20-38			

OTHER UNIFORM LOOKS

GOLD HELMET / WHITE UNIS/WHITE PANTS: 2013 (at Utah, L); 2010 (at Nebraska, L); 2009 (at Kansas State, L); 2008 (at Nebraska, L; at Florida State, L); 2005 (at Miami-Fla., L); 2004 (at Nebraska, W).

GOLD HELMET / WHITE UNIS/GOLD PANTS: 2016 (at Arizona, W); 2015 (at Oregon State, W); 2014 (at Massachusetts, W); 2013 (CSU in Denver, W; Oregon State, L; at Washington, L); 2008 (at Texas A&M, L); 2007 (at Iowa State, L; at Arizona State, L); 2006 (at Missouri, L; at Georgia, L); 2004 (UTEP, Houston Bowl, W)

BLACK HELMET/WHITE UNIS/BLACK PANTS (0-5): 2014 (at USC, L); 2013 (at UCLA, L; at Arizona State, L); 2012 (at Arizona, L); 2011 (at UCLA, L)

BLACK HELMET/BLACK UNIS/GOLD PANTS (1-0): 2016 (Idaho State, W).

BLACK HELMET/SILVER UNIS/BLACK PANTS (0-1): 2015 (Oregon, L).

BLACK HELMET/WHITE UNIS/GOLD PANTS (0-1): 2014 (at Arizona, L).

BLACK HELMET/WHITE UNIS/WHITE PANTS (0-2): 2014 (at Oregon, L); 2013 (at Utah, L).

SILVER HELMET/BLAKE UNIS/SILVER PANTS (1-0): 2016 (Washington State, W).

SILVER HELMET/SILVER UNIS/SILVER PANTS (1-1): 2016 (at Stanford, W); 2015 (Arizona, L).

SILVER HELMET/WHITE UNIS/SILVER PANTS (0-2): 2016 (at USC, L); 2015 (at Hawai'i, L).

SILVER HELMET/WHITE UNIS/WHITE PANTS (0-1): 2015 (at Utah, L).

WHITE HELMET/BLACK UNIS/WHITE PANTS (2-0): 2016 (Oregon State, W); 2015 (Nicholls State, W).

WHITE HELMET/WHITE UNIS/BLACK PANTS (0-1): 2015 (at Arizona State, L).

WHITE HELMET/WHITE UNIS/SILVER PANTS (0-1): 2015 (at UCLA, L).

WHITE HELMET/WHITE UNIS/WHITE PANTS (2-1): 2016 (at Oregon, W; Washington, L); 2015 (CSU in Denver, W).

IN-SEASON BIRTHDAYS

Here's the list of those coaches and players who have birthdays to celebrate during the 2017 season (starting last week of August; *—denotes on a game day):

Aug. 22	Bryan Meek (21)	Sept. 9	*Dillon Middlemiss (21)	Oct. 5	Sam Bennion (22)	Oct. 25	Tim Coleman (22)	Nov. 27	Terran Hasselbach (22)
Aug. 25	Lee Walker (22)	Sept. 15	Dante Sparaco (19)	Oct. 5	Leo Jackson III (23)	Oct. 27	Javier Edwards (21)	Dec. 7	Chris Graham (23)
Aug. 26	Jonathan Van Diest (19)	Sept. 17	Shamar Hamilton (20)	Oct. 5	Grant Polley (19)	Nov. 3	Ronnie Blackmon (20)	Dec. 17	Isaiah Lewis (19)
Aug. 31	Brady Russell (19)	Sept. 17	Jack Shutack (21)	Oct. 5	Laviska Shenault (19)	Nov. 10	Tim Lynott, Jr. (21)	Dec. 18	J.T. Bale (21)
Aug. 31	Scott Unrein (29)	Sept. 18	Evan Worthington (22)	Oct. 9	Sam Noyer (20)	Nov. 10	T.J. Patterson (23)	Dec. 19	Jacob Callier (19)
Sept. 1	*Daniel Talley (22)	Sept. 24	Gary Bernardi (63)	Oct. 10	Chris Mulumba (25)	Nov. 14	Trey Udoffia (20)	Dec. 29	Kevin George (20)
Sept. 4	Juwann Winfree (21)	Sept. 24	Xavier Cochrane (22)	Oct. 12	Darrin Chiaverini (40)	Nov. 17	Miguel Rueda (46)	Dec. 29	Davis Price (20)
Sept. 5	Lucas Cooper (20)	Sept. 25	Chase Sanders (20)	Oct. 14	*Heston Paige (19)	Nov. 18	Erik Lawson (21)	Dec. 30	Johnny Huntley (20)
Sept. 7	Drew Lewis (22)	Sept. 27	Matt Daniels (28)	Oct. 14	*Colby Pursell (19)	Nov. 19	Nate Landman (19)	Dec. 31	Frank Umu (21)
Sept. 8	Jean Onaga	Sept. 30	*Isaiah Oliver (21)	Oct. 20	Kyle Evans (22)	Nov. 19	Terriek Roberts (20)	Jan. 3	Kabion Ento (21)
Sept. 8	Lyle Tuiloma (20)	Oct. 1	Brad Forsyth (49)	Oct. 23	Jaylon Jackson (19)	Nov. 22	Derek McCartney (24)		

2017 SPECIAL WEEKENDS

The list of special weekends at Folsom Field this fall:

Sept. 23 (Washington): Ski Ball; Men's & Women's Tennis Reunion
Oct. 7 (Arizona): Family Weekend; Living Legends; '57 Orange Bowl Team Reunion

Oct. 28 (California): Homecoming; Ralphie 50th Anniversary Celebration; 1967 CU Bluebonnet Bowl Team Reunion; Salaam Jersey Retirement
Nov. 11 (USC): CU Athletic Hall of Fame; Honorary C; Military Appreciation

CU IS BLACK & GOLD, BUT FOLSOM IS "GREEN"

The University of Colorado at Boulder established a goal to move toward zero-waste at Folsom Field during the 2008 football season and invest in local carbon-reduction projects. They anticipated recycling or composting at least 90% of the waste generated at Folsom Field and met those goals. According to U.S. Environmental Protection Agency information and other sources, Folsom Field was the first major sports stadium in the nation, professional or collegiate, to collect all materials in recycling or compost containers, eliminate trash cans and transform its materials collections systems into a zero-waste process. For more information, visit Ralphie's Green Stampede at http://www.cubuffs.com/ViewArticle.dbml?&DB_OEM_ID=600&ATCLID=1549954.

OFFENSE & DEFENSE

Who will be next? Next, as in who will play on both offense and defense in the same game? **George Frazier** was the last to do so on regular basis in 2014, when he appeared for 14 snaps at defensive end for the first time against Arizona State, while lining up for five plays per game at fullback (he is ticketed to do so again this year). He became the first Buff to appear on both sides of the ball since 2005 in the process, and continued to do so the remainder of the season. In 2008, **Eugene Goree** was on-call to do so, as the redshirt frosh was both a DT and an OG during the second half of the season; he did appear on both sides of the ball but not in the same game. Through the years, there have been a few players who wind up playing on both sides of the ball in the same game: **DT John Guydon** was the latest to do, seeing action on defense (13 snaps at tackle) and offense (3 snaps at guard) at Texas on October 15, 2005; it was the first time it happened for a complete series with no gimmicks or special situations since **WR Michael Westbrook** played a series at safety against Baylor in 1993. **DE James Garee** also trotted in on offense in 2005, catching a pass as an end at Miami. **DT Sam Wilder** had been the last before 2005, as he caught a 9-yard pass against Kansas State in 2002. **DT Justin Bannan**, did the same, catching a 12-yard TD pass on his only play at Missouri in 2000. **CB Ben Kelly** tried tailback in 1999 at Texas Tech; he finished with three yards on one carry (a nice 5-yard run was wiped out by a penalty). Between 1994 and 2005, several Buffs played on both sides of the ball, as offensive linemen often played on the goal line or short yardage defense units—**OG Heath Irwin**, **OG Clint Moore**, **OG Chris Naeole**, **OT Melvin Thomas** and **OG Brad Bedell** all did it at one time or another between 1993 and 1998. In 1990, **OLBs Alfred Williams** and **Kanavis McGhee** played some tight end in a 64-3 win over Kansas State (Williams caught a pass for 17 yards, McGhee didn't catch the one thrown his way). The last offensive skill player before Frazier in 2014 to swing over and try some defense was Westbrook (four snaps at strong safety) against Baylor in 1993.

WHY CU AND NOT UC?

A question often asked of many former Big Eight schools: Why is it the University of Colorado, but the moniker is CU and not UC? (The same applies at Kansas—KU, Missouri—MU, Nebraska—NU and Oklahoma—OU). "Midwestern casualness," said CU historian, the late Fred Casotti. It has always been this way at Colorado, for whatever reason, and at the other four—but seemingly nowhere else in the USA (except for Tulsa, but its midwest, too). In the 1950s, there was a concerted effort to eliminate the use of "CU" on the Boulder campus, both as a symbol and in speech, but Casotti said that no one would buy into it. "Nobody would change," he said. "It's easier to say than U of C, UC sounds like slang or something (as in 'you see'), and it was traditional. By trying to eliminate it, they reinforced it."

HISTORY OF THE END ZONE "COLORADO"

As in the south end zone, that is. In 1967, the stadium was lowered when the track was removed, and that area remained basically a dirt hill. Former long-time senior associate A.D. **Jon Burianek** said that we tried to grow grass and bushes there, but none took. The first artificial field was installed during the summer of 1971, and that area was then covered with asphalt and the large, block COLORADO was painted on it, then in all-white block lettering. Trim was later added, and at one time, when blue was one of the school colors, the end zone as well was painted blue instead of the familiar black.

NO. 33 IN THE WORLD

In the 2015 world university rankings by the *TimesHigherEducation.co.uk*, the **University of Colorado** held its previous position of being the **No. 33** ranked university in the world (which translates to the solar system, the galaxy and the universe). Unlike other rankings that are based more on cost of attendance and class sizes, this ranking is based on teaching (the learning environment, 30%), research (volume, income and reputation, 30%), citations (research influence, 30%), international outlook (staff and students, 7.5%) and industry income (innovation, 2.5%). Nine Pac-12 schools made the Top 100, led by Stanford (No. 2) and California (No. 3); Harvard came in at No. 1 with M.I.T. (No. 4) and the University of Cambridge (U.K., No. 5) rounding out the top five. UCLA (No. 12), Washington (No. 16), Colorado (No. 33, the 25th U.S. school), Southern California (No. 47), Arizona (No. 78), Arizona State (No. 79) and Utah (No. 85) completing the Pac-12 listing.

99 IS SO NICE

Colorado scored for the seventh time in its history on a 99-yard drive to close out the scoring in the 2015 Arizona State game. **TB Christian Powell** started it with a 42-yard burst from the CU 1, and a Sefo Liufau-to-Nelson Spruce touchdown pass covering 31 yards ended the seven play march over a gassed ASU defense. CU covered the 99 yards in the third fewest plays of the seven, and it was just the second to occur in Boulder:

99—vs. Northwestern at Evanston, Sept. 29, 1951 (6 plays)
99—vs. Miami, Fla., at Miami, Oct. 13, 1961 (21 plays)
99—vs. Iowa State in Boulder, Oct. 29, 1988 (8 plays)

99—vs. Oklahoma at Norman, Oct. 19, 1991 (8 plays)
99—vs. Oklahoma at Norman, Oct. 19, 1991 (14 plays)
99—vs. Oklahoma State at Stillwater, Oct. 27, 2001 (5 plays)

99—vs. Arizona State in Boulder, Sept. 13, 2014 (7 plays)

AROUND THE NATION

Colorado has traditionally stocked its rosters primarily with players from three states: Colorado, California and Texas (74.7 percent of the entire roster—active, those reporting the first day of class and inactive—as of September 4: 89 of 119 players). The roll call of state producers for the Buffaloes: Colorado **39**, California **35**, Texas **15**, Georgia **6**, Florida **5**, Arizona **4**, Hawai'i **3**, Louisiana **2**, Illinois **1**, Arkansas **1**, New Jersey **1**, Oklahoma **1**, Oregon **1**, Utah **1**, Washington **1**, Wisconsin **1**. That's **16** states total along with **AUSTRALIA (1)** and **FINLAND (1)** that has produced the make-up of this year's team.

➔ **AROUND THE WORLD:** Two Buffaloes were born outside of the United States: **OL Mo Bandi** (India), **OL Jonathan Huckins** (London, England).

THE BUFFS IN NFL STADIUMS

The Buffs have played 23 games to date in seven current NFL venues, owning a record of **13-10** (9-5 in Denver, 1-0 in Foxborough, 1-0 in San Diego, 1-0 in Seattle, 1-2 in Houston, 0-1 in Jacksonville, 0-1 in Kansas City and 0-1 in Santa Clara). All-time, the Buffs are **19-21-1** playing games in stadiums that simultaneously hosted NFL teams (11-6 in Denver, 1-0 in Foxborough, 1-0 in Irving, 1-0 in San Diego, 1-0 in Seattle, 2-3 in Houston, 1-2 in Miami 1-2 in Tempe, 0-2-1 in Anaheim, 0-1 in Jacksonville, 0-1 in Kansas City, 0-1 in Santa Clara and 0-3 in Los Angeles).

10 (NOT BO DEREK)

With 10 wins in 2016, the Buffaloes had their most victories since finishing 10-3 in 2001. It was the eighth time that the Buffaloes have won 10 or games in a season, joining six previous teams under four different coaches: under Eddie Crowder in **1971** (10-2); under Bill McCartney in **1989** (11-1), **1990** (11-1-1) and **1994** (11-1); under Rick Neuheisel in **1995** (10-2) and **1996** (10-2); under Gary Barnett in **2001** (10-3) and now under **Mike MacIntyre** in 2016 (10-4). Colorado has also won at least nine games 14 times in its history.

➔ CU won six straight conference games in 2016 within the same season for the first time since opening 7-0 in the Big 12 in 1996. In the 1961, 1989 and 1990 seasons, CU also finished 7-0 on its way to Big 8 titles those years. The eight Pac-12 wins in '16 were the most CU has ever won in a conference season.

TOUCHDOWNS ON FIRST CAREER TOUCH

There are two players on the current CU roster that scored a touchdown on their first career touch (both on offense). **Jay MacIntyre** did it a redshirt frosh against Nicholls State a year ago, and in week two against Idaho State, Kabion Ento became the 14th known player to do in CU history. Not including those players whose first career interception were returned for scores (see page 31), here's a list of known players in CU history that scored a TD the first time they touched the football:

Player	Date	Opponent	Score	How
Lamar Meyer	Sept. 18, 1954	DRAKE	W 61-0	26 pass from Frank Bernardi
Gerry Leahy	Sept. 25, 1954	COLORADO STATE	W 46-0	8 pass from Homer Scott
Leon Mavity	Sept. 30, 1961	OKLAHOMA STATE	W 24-0	60 yard punt return
Chuck Morris	Nov. 25, 1961	IOWA STATE	W 34-0	12 pass from Pat Young
Roger Wissmiller	Oct. 20, 1962	at Iowa State	L 19-57	2 pass from Frank Cesarek
Larry Ferguson	Sept. 15, 1973	at Louisiana State	L 6-17	37 yard run
Mike Kerin	Sept. 27, 1975	WICHITA STATE	W 52-0	32 yard pass from Jeff Austin

Player	Date	Opponent	Score	How
Craig Keenan	Sept. 25, 1982	WYOMING	L 10-24	1 yard run
James Kidd	Sept. 11, 1993	BAYLOR	W 45-21	25 yard pass from Vance Joseph
Jeremy Bloom	Aug. 31, 2002	Colorado State	L 14-19	75 yard punt return
DaVaughn Thornton	Nov. 6, 2010	at Kansas	L 45-52	12 yard pass from Cody Hawkins
Scott Fernandez	Nov. 10, 2012	at Arizona	L 31-56	71 yard pass from Connor Wood
Jay MacIntyre	Sept. 26, 2015	NICHOLLS STATE	W 48-0	38 yard pass from Selo Liufau
Kabion Ento	Sept. 10, 2016	IDAHO STATE	W 56-7	69 yard pass from Steven Montez

THE GAMES THEY REMEMBER ARE PLAYED IN NOVEMBER

Colorado opened the month of November 2016 with a 20-10 win over UCLA and then won its final road game of the year at Arizona, 49-24 – its most November points since defeating Nebraska 65-51 in 2007; the last time CU opened the month of November with a win was back in the 2009 season. CU is **54-19** dating back to the mid-1980s against unranked teams in November and is **7-18** against Pac-12 opponents in the month. The Buffs were undefeated (**4-0**) in this “November to Remember,” its best since 3-0 marks in 1989, 1990, 1992, 1993, 1994, 1995, 2001 and 2004; CU was last 4-0 in November in 1975.

SOUTH PARK RALPHIE INTRO

Most know that the creators of Comedy Central's popular *South Park* are University of Colorado alums: **Trey Parker**, **Matt Stone** and animator **Eric Stough**. Trey voices **Eric Cartman**; he teamed with Eric this summer to create a short (roughly 20 seconds) vignette that debuted during the countdown to kickoff prior to the 2014 Arizona State game. It's been a hit since, especially among the CU student section. Cartman is seen in his usual garb and he introduced Ralphie before the real buffalo led the Buffs on the field.



BUFFS BACK ON TV IN DENVER

CU had been without a weekly television presence in Denver since the 2011-12 athletic year: but last year the Buffs returned to the local airways.

The **Buffalo Stampede** returned with a new format and a new home: **Altitude Sports** (Comcast Ch. 25/725 HD). The show initially airs on Wednesday nights at 11:00 p.m., with several replays over the following two days. It also is picked up by Pac-12 Mountain and repeats a few times weekly as well. It will again run through the men's and women's basketball seasons.

GAME 1

COLORADO 17, COLORADO STATE 3

SEPTEMBER 1, 2017

SAF AT MILE HIGH, DENVER

DENVER — An anticipated high-scoring shootout never materialized in the Rocky Mountain Showdown.

Instead, Colorado scored the first 17 points of the game, then relied on its defense for the rest of the night as the Buffs posted a 17-3 win over rival Colorado State.

The Buffs received a solid rushing effort from Phillip Lindsay (19 carries, 140 yards and one TD in his seventh career 100-yard game) and some highlight passing moments from quarterback Steven Montez (21-for-29, 202 yards, 1 TD, 2 interceptions), but it was new defensive coordinator D.J. Eliot's defense that made the difference for much of the game.

The Buffs put 17 unanswered points on the board to start the game, getting a touchdown and field goal in the first quarter, then adding another touchdown early in the second period. That was all the points the Buffs would need.

"I was really excited about how hard our guys played," CU head coach Mike MacIntyre said. "We started out fast and then we kind of stalled. We had some opportunities to score more points and let them hang around. But I was really proud of our defense and our special teams. We'll look at this tape and we'll improve."

After forcing a pair of CSU punts and one of their own, the Buffs put their first points on the board with a six-play, 94-yard drive. Montez completed four passes on the drive, including a 12-yard toss over the middle to Devin Ross on third-and-5 before Lindsay finished the march with a 45-yard burst up the middle to the end zone. Chris Graham's PAT gave CU a 7-0 lead at the 7:11 mark.

The Buffs bumped the margin to 10-0 on their next possession, driving to the CSU 22 before settling for a 39-yard James Stefanou field goal. Lindsay had two carries for 29 yards on the drive.

Colorado's defense, meanwhile, kept Rams quarterback Nick Stevens and the CSU running game in check. CU forced four CSU punts in the first quarter, and after the fourth, CU needed just four plays to put up its second touchdown of the night.

Lindsay ran for 18 yards on second down and for 7 more after a penalty. Montez then finished the drive by spinning out of the pocket under pressure, rolling to his left and motioning wide receiver Shay Fields into the end zone and unloading a perfect ball to a streaking Fields, who grabbed the catch in stride for a 31-yard touchdown pass and a 17-0 lead with 13:36 left in the second quarter.

The Rams finally got on the board on their next possession, moving from their own 25 to the CU 13, where they settled for a 31-yard Wyatt Bryan field goal.

That proved to be the end of the scoring for the evening.

The Buffs had several drives stall near midfield, and finally reached inside the CSU red zone in the fourth quarter, only to see the drive end on a missed field goal. CU also had a pair of drives ended by interceptions.

The Colorado defense, however, did its job all night. CSU reached inside the red zone only twice and came away with only a field goal. The Buffs held the Rams to just 88 yards rushing and while CSU finished 309 yards passing, 145 came in the fourth quarter as they tried to mount a comeback.

The Buffs held strong down the stretch, ending CSU's last three possessions on downs (incomplete pass), a fumble recovery by Afolabi Laguda and an interception by Trey Udoffia.

The win was CU's third straight in the series and gave Colorado an all-time 65-22-2 edge.

Colorado State.....	0	3	0	0	—	3
COLORADO	10	7	0	0	—	17

SCORING	Score	Time	Qtr
COLORADO — Lindsay 45 run (Graham kick)	7- 0	7:11	1Q
COLORADO — Stefanou 39 FG	10- 0	1:38	1Q
COLORADO — Fields 31 pass from Montez (Stefanou kick)	17- 0	13:36	2Q
Colorado State — Bryan 31 FG	17- 3	9:56	2Q

Attendance: 73,932 **Time:** 3:11
Weather (85°): mostly clear skies, 22% humidity, 9 mph winds from the east

TEAM STATISTICS	COLORADO	CSU
First Downs.....	19	23
Third Down Efficiency (Fourth).....	7-14 (0-0)	9-18 (0-3)
Rushes—Net Yards	38-143	33-88
Passing Yards	202	309
Passes (Att-Comp-Int).....	29-21-2	47-24-2
Total Offense.....	345	397
Return Yards	11	0
Punts: No-Average.....	5-41.0	5-42.8
Fumbles: No-Lost.....	0-0	1-0
Penalties/Yards	7/59	10/120
Quarterback Sacks—Yards	3-18	5-37
Time of Possession	28:43	31:17
Drives/Average Field Position	12/C27	12/CS26
Red Zone: Scores-Attempts (Points).....	0-1 (0)	1-2 (3)

INDIVIDUAL STATISTICS

Rushing—Colorado: Lindsay 19-140, Adkins 4-10, Bisharat 1-2, Montez 12-minus 7, Team 2-minus 2. **CSU:** Dawkins 14-43, Matthews 10-31, Boddie 4-27, Clark 1-0, Stevens 4-minus 13.
Passing—Colorado: Montez 29-21-2, 202, 1 td. **CSU:** Stevens 47-24-2, 309, 0 td.
Receiving—Colorado: Bobo 8-49, Fields 6-78, Ross 2-20, Lindsay 2-16, MacIntyre 1-28, Bounds 1-6, Winfree 1-5. **CSU:** Johnson 6-71, Clark 5-72, Gallup 5-67, Dawkins 3-31, Jackson 2-47, Butler 2-5, Fackrell 1-16.
Punting—Colorado: Kinney 5-41.0 (48 long, 4 In20). **CSU:** Stonehouse 5-42.8 (59 long, 3 In20).
Punt Returns—Colorado: none. **CSU:** none. **Kickoff Returns—Colorado:** none. **CSU:** none.
Tackle Leaders—Colorado: Lewis 3,9—12; Laguda 7,4—11; Gamboa 3,8—11; Jackson 7,1—8; Moeller 6,2—8; Worthington 5,3—8; McCartney 6,0—6; Udoffia 5,0—5; Edwards 2,1—3; Mulumba 2,1—3; Oliver 2,0—2; Tuiloma 2,0—2. **CSU:** Watson 7,2—9; Hawkins 7,0—7; Hicks 5,1—6; Nutt 5,0—5; Thomas 3,2—5; Fogal 3,1—4; Robinson 3,1—4; Buys 3,0—3.
Quarterback Sacks—Colorado: Callier 1-8, Jackson 1-0, Gamboa ½-5, Sparaco ½-5. **CSU:** Thomas 1-16, Hubbard 1-8, Buys 1-5, King 1-5, McBride 1-3.
Interceptions—Colorado: Udoffia 1-0, Worthington 1-0. **CSU:** Nutt 2-0. **Passes Broken Up—Colorado:** Oliver 4, Udoffia 2, Gamboa, Moeller. **CSU:** none.

GAME NOTES

Colorado has won three straight season openers for the first time since 2003-04-05 (all against CSU both times) ... Buffs now lead the series **65-22-2 (11-6 in Denver, 22-8 since it was resumed in 1983)** ... MacIntyre is now **3-2** in season openers at CU and is **6-1** against CSU overall (**2-0** at San Jose State) ... Colorado is now **79-44-5** in 128 season openers ... CU won the coin toss and has now won **14** of the last **15** dating back to last year's opener ... The **17** points were the fewest scored by the Buffs in a season-opening win since 1970 (won 16-9 at Indiana) and the fewest by the winning team in the CU-CSU series since 2006 (CSU, 14-10 in Denver), and it is only the third time since the rivalry resumed in 1983 that the winning team didn't score at least 20 ... The **3** points the Buffaloes allowed were the fewest in a season opener since 2010 (24-3 win over CSU in Denver) and 1988 (45-3 over Fresno State in Boulder); otherwise, you have to go back to a 0-0 tie at Wisconsin in 1965 to find the last time CU allowed fewer ... It was the third time in the last 11 games that CU did not allow a touchdown, and the fewest points the Buffs have allowed in any game since a 48-0 win over Nicholls State in 2015 (the fewest by an FBS opponent since the 2010 CSU game) ... It had been eight years since CU played a game with a **scoreless** second half; last: at Kansas State, Oct. 24, 2009 (KSU won, 20-6) ... The attendance of **73,932** exceeded last year's (69,850) and is the most in the series since 2003 (76,219); it was the fifth-highest in the 17 games in Denver.

NOTABLE PERFORMANCES: THE LAST TIME

INDIVIDUAL

Kickoff Return For A Touchdown	Colorado: Nelson Spruce vs. Cal in Boulder, Nov. 16, 2013 (onside, 46 yards; otherwise: M. Mosley vs. Utah, Nov. 23, 2012, 100 yds) Opponent: Reggie Dunn, Utah in Boulder, Nov. 23, 2012 (100 yards).
Punt Return For A Touchdown	Colorado: Isaiah Oliver vs. UCLA in Boulder, Nov. 3, 2016 (68 yards). Opponent: Boobie Hobbs, Utah in Boulder, Nov. 26, 2016 (55 yards).
Interception Return For A Touchdown	Colorado: Rick Gamboa vs. Oregon State in Boulder, Oct. 1, 2016 (20 yards). Opponent: Taylor Rapp, Washington at Santa Clara (Pac-12 Championship Game), Dec. 2, 2016 (35 yards).
Fumble Return/Recovery For A Touchdown	Colorado: Kenneth Olughbode vs. Utah in Boulder, Nov. 26, 2016 (10 yards). Opponent: Tra'Mayne Bondurant, Arizona at Tucson, Nov. 8, 2014 (22 yards).
Blocked Punt Return For A Touchdown	Colorado: Lawrence Vickers vs. Washington State at Seattle, Sept. 11, 2004 (0 yards). Opponent: Grant Perry, Michigan at Ann Arbor, Sept. 17, 2016 (6 yards).
Blocked Field Goal Return For A Touchdown	Colorado: Has not occurred. Opponent: Max Bergen, Stanford at Palo Alto, Oct. 8, 2011 (75 yards; first-ever against Colorado)
Blocked Punt	Colorado: Doug Rippy vs. Toledo at Toledo, Sept. 11, 2009 (<i>two blocks</i>). Opponent: Michael Jocz, Michigan at Ann Arbor, Sept. 17, 2016
Blocked PAT Kick	Colorado: Nate Bonsu vs. Arizona State in Boulder, Oct. 11, 2012. Opponent: Shemar Smith, Oregon State in Boulder, Oct. 1, 2016 (<i>kicker: Chris Graham</i>)
Blocked Field Goal	Colorado: Chidobe Awuzie vs. UCLA in Boulder, Nov. 3, 2016. Opponent: Rick Wade, UCLA in Boulder, Nov. 3, 2016 (<i>kicker: Chris Graham</i>).
Offensive Lineman To Score A Touchdown	Colorado: Alex Kelley vs. Colorado State in Denver, Sept. 2, 2016 (recovered fumble in end zone). Opponent: Has not occurred.
Defensive Two-Point Conversion	Colorado: Greg Biekert vs. Nebraska in Boulder, Nov. 2, 1991. Opponent: Has not occurred.
300 Yards Total Offense	Colorado: 329, Sefo Liufau vs. Utah in Boulder, Nov. 26, 2016 (<i>270 pass, 59 rush</i>). Opponent: 321, Mason Rudolph, Oklahoma State at San Antonio (<i>Alamo Bowl</i>), Dec. 29, 2016 (<i>314 pass, 7 rush</i>).
400 Yards Total Offense	Colorado: 453, Sefo Liufau vs. Washington State in Boulder, Nov. 19, 2016 (<i>345 pass, 108 rush</i>). Opponent: 446, Jared Goff, California at Berkeley, Sept. 27, 2014 (<i>458 pass, -12 rush</i>).
100 Yards Rushing	Colorado: 140, Phillip Lindsay vs. Colorado State in Denver, Sept. 1, 2017 (<i>19 attempts</i>). Opponent: 100, Justin Hill, Oklahoma State at San Antonio (<i>Alamo Bowl</i>), Dec. 29, 2016 (<i>19 attempts</i>).
200 Yards Rushing	Colorado: 219, Phillip Lindsay vs. Arizona State in Boulder, Oct. 15, 2016 (<i>26 attempts</i>). Opponent: 207, Jared Baker, Arizona in Boulder, Oct. 17, 2015 (<i>23 attempts</i>).
300 Yards Rushing	Colorado: 309, Chris Brown vs. Kansas at Lawrence, Oct. 12, 2002. Opponent: 366, Ka'Deem Carey, Arizona at Tucson, Nov. 10, 2012 (<i>25 carries</i>).
Three Touchdowns Rushing	Colorado: 3, Sefo Liufau vs. Washington State in Boulder, Nov. 19, 2016. Opponent: 4, Javorius "Buck" Allen, Southern California in Boulder, Nov. 23, 2013.
Four Touchdowns Rushing	Colorado: 4, Michael Adkins II vs. Charleston Southern in Boulder, Oct. 19, 2013. Opponent: 4, Ka'Deem Carey, Arizona in Boulder, Oct. 26, 2013.
Two 100-Yard Rushers	Colorado: Phillip Lindsay (31-144) and Sefo Liufau (23-108) vs. Washington State in Boulder, Nov. 19, 2016. Opponent: Miles Gaskin (29-159) and Lavon Coleman (18-101), Washington at Santa Clara (Pac-12 Championship), Dec. 2, 2016.
Three 100-Yard Rushers	Colorado: Jon Keyworth (18-124), Paul Arendt (23-116) and Ward Walsh (15-101), vs. Air Force at USAFA, Nov. 21, 1970. Opponent: David Overstreet (18-258), Darrell Shepard (3-151) and George Rhymes (9-110), Oklahoma in Boulder, Oct. 4, 1980.
300 Yards Passing	Colorado: 345, Sefo Liufau vs. Washington State in Boulder. Opponent: 309, Nick Stevens, Colorado State in Denver, Sept. 1, 2017.
400 Yards Passing	Colorado: 455, Sefo Liufau vs. California at Berkeley, Sept. 27, 2014 (<i>46-of-67</i>). Opponent: 458, Jared Goff, California at Berkeley, Sept. 27, 2014 (<i>24-of-42</i>).
Three Touchdowns Passing	Colorado: 3, Sefo Liufau vs. Arizona at Tucson, Nov. 12, 2016. Opponent: 3, Mason Rudolph, Oklahoma State at San Antonio (<i>Alamo Bowl</i>), Dec. 29, 2016.
Four Touchdowns Passing	Colorado: 7, Sefo Liufau vs. California at Berkeley, Sept. 27, 2014 (<i>school record</i>). Opponent: 5, Mike Bercovici, Arizona State at Tempe, Oct. 10, 2015.
Five Touchdowns Passing	Colorado: 7, Sefo Liufau vs. California at Berkeley, Sept. 27, 2014 (<i>school record</i>). Opponent: 5, Mike Bercovici, Arizona State at Tempe, Oct. 10, 2015.
Three Interceptions Thrown	Colorado: 3, Sefo Liufau vs. Washington at Santa Clara (Pac-12 Championship), Dec. 2, 2016. Opponent: 3, Ryan Burns, Stanford at Palo Alto, Oct. 22, 2016.
Four Interceptions Thrown	Colorado: 4, Nick Hirschman vs. Utah in Boulder, Nov. 23, 2012. Opponent: 4, Graham Harrell, Texas Tech at Lubbock, Oct. 27, 2007.
10 Receptions	Colorado: 11, Phillip Lindsay vs. UCLA in Boulder, Nov. 3, 2016 (<i>76 yards</i>) (<i>school record by a running back</i>) Opponent: 11, Gabe Marks, Washington State at Pullman, Nov. 21, 2015 (<i>110 yards</i>).
100 Yards Receiving	Colorado: 103, Phillip Lindsay vs. Oklahoma State at San Antonio (<i>Alamo Bowl</i>), Dec. 29, 2016 (<i>6 receptions</i>). Opponent: 171, James Washington, Oklahoma State at San Antonio (<i>Alamo Bowl</i>), Dec. 29, 2016 (<i>9 receptions</i>).
200 Yards Receiving	Colorado: 209, Paul Richardson vs. Central Arkansas in Boulder, Sept. 7, 2013 (<i>11 receptions</i>). Opponent: 208, Ryan Broyles, Oklahoma at Norman, Oct. 30, 2010 (<i>9 receptions</i>).
Two Touchdowns Receiving	Colorado: 2, Shay Fields vs. Arizona at Tucson, Nov. 12, 2016. Opponent: 2, Darren Carrington, Oregon at Eugene, Sept. 24, 2016.
Three Touchdowns Receiving	Colorado: 3, Shay Fields vs. Oregon State in Boulder, Oct. 1, 2016. Opponent: 3, Nelson Agholor, Southern California at Los Angeles, Oct. 18, 2014.
Two 100-Yard Receivers	Colorado: Paul Richardson (11-140) and Nelson Spruce (8-140) vs. California in Boulder, Nov. 16, 2013. Opponent: Nelson Agholor (6-128) and JuJu Smith (4-104), Southern California at Los Angeles, Oct. 18, 2014.
100-Yard Rusher & Receiver	Colorado: Lindsay (31-144) and Liufau (23-108) rushing & Ross (8-121) receiving vs. Washington State in Boulder, Nov. 19, 2016. Opponent: Justice Hill (19-100 rushing) & James Washington (9-171 receiving), Oklahoma State in San Antonio, Dec. 29, 2016.
100-Yard Rusher & Receiver (<i>same player</i>)	Colorado: Cortlen Johnson (27-172 rushing; 6-105 receiving), vs. Iowa State at Ames, Nov. 10, 2001. Opponent: Has not occurred.

The Last Time, continued...

Four Touchdowns In A Game	Colorado:	4, Michael Adkins II vs. Charleston Southern in Boulder, Oct. 19, 2013 (4 rushing).
	Opponent:	4, Ka'Deem Carey, Arizona in Boulder, Oct. 26, 2013.
Four Field Goals In A Game	Colorado:	4, Will Oliver vs. Colorado State in Denver, Sept. 1, 2013.
	Opponent:	4, Alex Henery, Nebraska in Lincoln, Nov. 28, 2008.
50-Yard Field Goal	Colorado:	54, Davis Price vs. Oregon State in Boulder, Oct. 1, 2016 (<i>CU freshman record</i>)
	Opponent:	52, Jared Roberts, Colorado State in Denver, Aug. 29, 2014.
Two Interceptions In A Game	Colorado:	2, Tedric Thompson vs. Utah in Boulder, Nov. 26, 2016.
	Opponent:	2, Taylor Rapp, Washington at Santa Clara (Pac-12 Championship Game), Dec. 2, 2016.
Three Interceptions In A Game	Colorado:	3, Terrence Wheatley vs. Texas Tech at Lubbock, Oct. 27, 2007.
	Opponent:	3, Philip Thomas, Fresno State at Fresno, Sept. 15, 2012.
Four Interceptions In A Game	Colorado:	Has not occurred.
	Opponent:	4, Frank Nelson, Utah at Salt Lake City, Nov. 2, 1946.
Three Quarterback Sacks In A Game	Colorado:	3 (for 20 yards), Josh Hartigan vs. Kansas State in Boulder, Nov. 20, 2010.
	Opponent:	4 (for 31 yards), Vilas Fauonuku, Utah at Salt Lake City, Nov. 28, 2015.
Four Quarterback Sacks In A Game	Colorado:	4½ (for 46), Ron Woolfork vs. Iowa in Boulder, Sept. 26, 1992.
	Opponent:	4 (for 31 yards), Vilas Fauonuku, Utah at Salt Lake City, Nov. 28, 2015.

TEAM

Shut Out (Defensive)	Colorado:	Game: 48-0, vs. Nicholls State in Boulder, Sept. 26, 2015. Through 3rd Qtr: 37-0, vs. Colorado State in Denver, Sept. 2, 2016. At Half: 49-0, vs. Idaho State in Boulder, Sept. 10, 2016.
	Opponent:	Game: 0-48, by Stanford in Boulder, Nov. 3, 2012. Through 3rd Qtr: 0-31, by Oklahoma State at San Antonio (Alamo Bowl), Dec. 29, 2016. At Half: 0-17, by Oklahoma State at San Antonio (Alamo Bowl), Dec. 29, 2016.
Safety	Colorado:	vs. Oregon in Boulder, Oct. 22, 2011 (Terrel Smith tackled Cliff Harris in end zone).
	Opponent:	by Stanford at Palo Alto, Oct. 22, 2016 (Sefo Liufau ran out of back of end zone).
Held To No Offensive Touchdowns	Colorado:	by Washington State at Pullman, Nov. 21, 2015.
	Opponent:	Colorado State in Denver, Sept. 1, 2017; Stanford at Palo Alto, Oct. 22, 2016; Oregon State in Boulder, Oct. 1, 2016.
30 First Downs In A Game	Colorado:	31, vs. Washington State in Boulder, Nov. 19, 2016.
	Opponent:	30, by Washington State at Pullman, Nov. 21, 2015.
Held Under 10 First Downs	Colorado:	9, by Washington at Santa Clara, Pac-12 Championship Game, Dec. 2, 2016.
	Opponent:	7, vs. Arizona State in Boulder, Oct. 15, 2016.
500 Yards Total Offense In A Game	Colorado:	603, vs. Washington State in Boulder, Nov. 19, 2016 (258 rush, 345 pass).
	Opponent:	527, Oklahoma State at San Antonio (<i>Alamo Bowl</i>), Dec. 29, 2016 (189 rush, 338 pass).
600 Yards Total Offense In A Game	Colorado:	603, vs. Washington State in Boulder, Nov. 19, 2016 (258 rush, 345 pass).
	Opponent:	616, by Arizona in Boulder, Oct. 17, 2015 (291 rush, 325 pass).
Held Under 200 Yards Total Offense In A Game	Colorado:	163, by Washington at Santa Clara, Pac-12 Championship Game, Dec. 2, 2016 (82 rush, 81 pass).
	Opponent:	199, Arizona State in Boulder, Oct. 15, 2016 (50 rush, 149 pass).
Held Under 100 Yards Total Offense In A Game	Colorado:	76, by Stanford in Boulder, Nov. 3, 2012 (-21 rush, 97 pass).
	Opponent:	96, Idaho State in Boulder, Sept. 10, 2016 (29 rush, 67 pass).
300 Yards Rushing In A Game	Colorado:	315, vs. Arizona State in Boulder, Oct. 15, 2016.
	Opponent:	361, by Oregon in Boulder, Oct. 3, 2015.
400 Yards Rushing In A Game	Colorado:	427, vs. Kansas at Lawrence, Oct. 12, 2002.
	Opponent:	405, by Arizona in Boulder, Oct. 26, 2013.
500 Yards Rushing In A Game	Colorado:	502, vs. Missouri in Boulder, Nov. 11, 2000.
	Opponent:	516, by Missouri at Columbia, Oct. 6, 1984.
Held Under 100 Yards Rushing In A Game	Colorado:	62, by Oklahoma State at San Antonio (Alamo Bowl), Dec. 29, 2016 (29 attempts).
	Opponent:	88, vs. Colorado State in Denver, Sept. 1, 2017 (33 attempts).
400 Yards Passing In A Game	Colorado:	401, vs. Arizona State at Tempe, Oct. 10, 2015.
	Opponent:	458, by California at Berkeley, Sept. 27, 2014.
500 Yards Passing In A Game	Colorado:	533, vs. NE Louisiana in Boulder, Sept. 16, 1995.
	Opponent:	523, by Fresno State at Honolulu, Dec. 25, 1993 (<i>Aloha Bowl</i> ; only time ever vs. Colorado)
Held Under 100 Yards Passing In A Game	Colorado:	81, by Washington at Santa Clara, Pac-12 Championship Game, Dec. 2, 2016.
	Opponent:	67, vs. Idaho State in Boulder, Sept. 10, 2016.
Averaged Over Eight Yards Per Play	Colorado:	8.00, vs. Charleston Southern in Boulder, Oct. 19, 2013 (52-416).
	Opponent:	8.72, by Southern California at Los Angeles, Oct. 18, 2014 (61-532).
Held Under Three Yards Per Play	Colorado:	2.61, by Washington in Boulder, Nov. 17, 2012 (54-141).
	Opponent:	1.75, vs. Idaho State in Boulder, Sept. 26, 2015 (55-96).
Four Interception Game	Colorado:	4, vs. Texas Tech at Lubbock, Oct. 27, 2007.
	Opponent:	4, by Utah in Boulder, Nov. 23, 2012.
Five Interception Game	Colorado:	5, vs. Texas Tech at Lubbock, Nov. 1, 2003.
	Opponent:	5, by Oklahoma in Boulder, Oct. 17, 1992.
Forced Five Lost Opponent Fumbles	Colorado:	5, vs. Nebraska in Boulder, Nov. 26, 1999.
	Opponent:	5, by Oklahoma State at Stillwater, Nov. 8, 1980.
Forced Six Lost Opponent Fumbles	Colorado:	6, vs. Kansas State in Boulder, Oct. 22, 1983.
	Opponent:	6, by Nebraska at Lincoln, Oct. 25, 1975.
Forty-Minute Time of Possession Game	Colorado:	41:05, vs. UCLA at Pasadena, Oct. 31, 2015.
	Opponent:	42:20, by Missouri in Boulder, Nov. 1, 1997.
Turnover-Free Game	Colorado:	vs. Stanford at Palo Alto, Oct. 22, 2016.
	Opponent:	by Oklahoma State at San Antonio (<i>Alamo Bowl</i>), Dec. 29, 2016.
Did Not Punt	Colorado:	vs. Iowa State in Boulder, Nov. 19, 1994.
	Opponent:	by Washington at Seattle, Nov. 9, 2013 (just second time since 1983; Baylor in 2010).
Recovered Own Onside Kick	Colorado:	vs. Oregon at Eugene, Nov. 22, 2014 (Nelson Spruce); 0-of-last-4.
	Opponent:	by California in Boulder, Nov. 16, 2013 (0-of-last-1).

CAREER SINGLE GAME BESTS

(for those who have regularly appeared in games)

MICHAEL ADKINS, TB

Rushing Attempts—22, at Hawai'i, 9/03/15
 Rushing Yards—137, vs. Charleston Southern, 10/19/13
 Long Run—43, vs. Washington, 11/01/14
 Rushing TDs—4, vs. Charleston Southern, 10/19/13
 Receptions—2, six times (last: at Hawai'i, 9/03/15)
 Receiving Yards—63, vs. California, 11/16/13
 Long Reception—63, vs. California, 11/16/13 (TD)
 Receiving TDs—1, vs. California, 11/16/13

BEAU BISHARAT, TB

Rushing Attempts—8, vs. Idaho State, 9/10/16
 Rushing Yards—19, vs. Idaho State, 9/10/16
 Long Run—7, vs. Colorado State in Denver, 9/2/16
 Rushing TDs—N/A

RONNIE BLACKMON, CB

Total Tackles—N/A
 Solo Tackles—N/A
 Interceptions—N/A
 Pass Deflections—N/A

BRYCE BOBO, WR

Receptions—10, at Southern California, 10/8/16
 Receiving Yards—110, vs. Arizona State, 10/15/16
 Long Reception—66, vs. Arizona State, 10/15/16
 Receiving TDs—2, vs. UCLA, 10/25/14

TIM COLEMAN, OLB

Total Tackles—3, at Arizona, 11/12/16
 Solo Tackles—2, 4 times (last: at Arizona, 11/12/16)
 Third Down Stops—2, at Stanford, 10/22/16
 QB Sacks—1, twice (last: vs. Oregon State, 10/04/14)
 Tackles For Loss—1, thrice (last: at Stanford, 10/22/16)

JAVIER EDWARDS, DT

Total Tackles—3, vs. Colorado State, 9/01/17
 Solo Tackles—2, vs. Colorado State, 9/01/17
 QB Sacks—N/A
 Third Down Stops—N/A

KABION ENTO, WR

Receptions—2, thrice (last: vs. Utah, 11/26/16)
 Receiving Yards—88, vs. Idaho State, 9/10/16
 Long Reception—69, Idaho State, 9/10/16 (TD)
 Receiving TDs—2, Idaho State, 9/10/16

KYLE EVANS, TB

Rushing Attempts—15, thrice (last: vs. Oregon St., 10/1/16)
 Rushing Yards—61, at Oregon, 9/24/16
 Long Run—20, vs. Colorado State in Denver, 9/2/16
 Rushing TDs—1, 4 times (last: vs. Arizona State, 10/15/16)

SHAY FIELDS, WR

Receptions—8, twice (last: vs. Arizona, 10/17/15)
 Receiving Yards—169, vs. Oregon State, 10/1/16
 Long Reception—75, at Arizona, 11/08/14 (TD)
 Receiving TDs—3, vs. Oregon State, 10/1/16
 Long Run—17, vs. Colorado State, 9/19/15

NICK FISHER, CB/S

Total Tackles—6, vs. Washington State, 11/19/16
 Solo Tackles—4, vs. Washington State, 11/19/16
 Pass Deflections—1, vs. Washington State, 11/19/16

JASE FRANKE, DT

Total Tackles—5, at Hawai'i, 9/03/15
 Solo Tackles—4, at Hawai'i, 9/03/15
 QB Sacks—1, at Hawai'i, 9/03/15
 Third Down Stops—1, at Utah, 11/28/15

RICK GAMBOA, ILB

Total Tackles—12, thrice (last: at Oregon, 9/24/16)
 Solo Tackles—10, at Washington State, 11/21/15
 QB Sacks—1, at Hawai'i, 9/03/15
 Third Down Stops—2, at Oregon, 9/24/16
 Interceptions—1, vs. Oregon State, 10/1/16 (TD)

CHRIS GRAHAM, PK

Field Goals Made—3, twice (last: vs. CSU, 9/2/16)
 Field Goals Attempted—4, twice (last: at UCLA, 10/31/15)
 Long Field Goal—52, twice (last: vs. Oregon, 10/03/15)
 PAT Made—6, vs. Massachusetts, 9/12/15
 PAT Attempts—6, vs. Massachusetts, 9/12/15

JOHNNY HUNTLEY, WR

Receptions—1, vs. Idaho State, 9/10/16
 Receiving Yards—14, vs. Idaho State, 9/10/16
 Long Reception—14, vs. Idaho State, 9/10/16
 Receiving TDs—N/A

LEO JACKSON, DT

Total Tackles—8, vs. Colorado State, 9/01/17
 Solo Tackles—7, vs. Colorado State, 9/01/17

QB Sacks—1, twice (last: at Oregon State, 10/24/15)
 Third Down Stops—1, 5 times (last: at Utah, 11/28/15)

AKIL JONES, ILB

Total Tackles—N/A
 Solo Tackles—N/A
 QB Sacks—N/A
 Third Down Stops—N/A

DYLAN KEENEY, TE

Receptions—3, at Washington State, 11/21/15
 Receiving Yards—31, at Washington State, 11/21/15
 Long Reception—23, vs. Colorado State, 9/19/15
 Receiving TDs—N/A

ALEX KINNEY, P

Punts—8, twice (last: at Michigan, 9/17/16)
 Average (*min. 5 punts*)—46.0, vs. Oregon, 10/03/15
 Long Punt—59, at Stanford, 10/22/16
 50-Plus—2, thrice (last: vs. Oregon State, 10/1/16)
 Inside-the-20—4, vs. Colorado State, 9/01/17

AFOLABI LAGUDA, S

Total Tackles—12, at Arizona, 11/12/16
 Solo Tackles—8, at Southern California, 10/8/16
 Interceptions—1, vs. Arizona State, 10/15/16
 Pass Deflections—2, vs. Utah, 11/26/16

DONOVAN LEE, WR

Receptions—7, at UCLA, 10/31/15
 Receiving Yards—39, at Washington State, 11/21/15
 Long Reception—17, at Oregon State, 10/24/15
 Receiving TDs—1, at Oregon, 11/22/14
 Rushing Yards—103, vs. Nicholls State, 9/26/15
 Long Run—59, vs. Nicholls State, 9/26/15 (TD)

DREW LEWIS, ILB

Total Tackles—12, vs. Colorado State, 9/01/17
 Solo Tackles—3, thrice (last: vs. Colorado State, 9/01/17)
 Third Down Stops—1, thrice (last: vs. Colorado State, 9/01/17)
 QB Sacks—1, vs. Oregon State, 10/1/16

PHILLIP LINDSAY, TB

Rushing Attempts—31, vs. Washington State, 11/19/16
 Rushing Yards—219, vs. Arizona State, 10/15/16
 Long Run—75, vs. Arizona State, 10/15/16 (TD)
 Rushing TDs—3, twice (last: at Arizona, 11/12/16)
 Receptions—11, vs. UCLA, 11/03/16
 Receiving Yards—105, at Southern California, 10/8/16
 Long Reception—67, at Southern California, 10/8/16 (TD)
 Long Kickoff Return—51, vs. Hawai'i, 9/20/14

EDDY LOPEZ, DT/TE

Total Tackles—2, four times (last: at Oregon, 11/22/14)
 Solo Tackles—1, five times (last: at Oregon, 11/22/14)
 Third Down Stops—N/A

JAY MacINTYRE, WR

Receptions—7, vs. Washington State, 11/19/16
 Receiving Yards—90, vs. Washington State, 11/19/16
 Long Reception—40, at Arizona, 11/12/16 (TD)
 Receiving TDs—1, thrice (last: vs. Wash. State, 11/19/16)

MICHAEL MATHEWES, DL

Total Tackles—6, vs. Nicholls State, 9/26/15
 Solo Tackles—5, vs. Nicholls State, 9/26/15
 QB Sacks—1, vs. Nicholls State, 9/26/15
 Third Down Stops—1, vs. Idaho State, 9/10/16 (4DS)

DEREK MCCARTNEY, OLB

Total Tackles—10, vs. Colorado State, 9/19/15
 Solo Tackles—7, vs. USC, 11/13/15
 Third Down Stops—2, vs. Colorado State, 9/19/15
 QB Sacks—1, 8 times (last: vs. USC, 11/13/15)
 QB Hurries—3, vs. Arizona, 10/17/15
 Tackles For Loss—2, vs. USC, 11/13/15 (one sack, one TFL)
 Interceptions—1, at Hawai'i, 9/03/15

RYAN MOELLER, S

Total Tackles—14, at Oregon, 11/22/14
 Solo Tackles—14, at Oregon, 11/22/14
 Third Down Stops—1, 6 times (last: vs. CSU, 9/01/17)
 Interceptions—1, vs. Massachusetts, 9/12/15
 Passes Broken Up—1, six times (last: vs. CSU, 9/01/17)

STEVEN MONTEZ, QB

Pass Attempts—40, at Southern California, 10/8/16
 Pass Completions—25, at Southern California, 10/8/16
 Passing Yards—333, at Oregon, 9/24/16
 TD Passes—3, twice (last: vs. Oregon State, 10/1/16)
 Long Pass—69, vs. Idaho State, 9/10/16 (TD)
 Interceptions—2, twice (last: vs. CSU, 9/01/17)
 Rating (*min 10 att.*)—224.3, vs. Idaho State, 9/10/16

CHRIS MULUMBA, DE

Total Tackles—3, vs. Colorado State, 9/01/17
 Solo Tackles—2, vs. Colorado State, 9/01/17
 QB Sacks—N/A
 Third Down Stops—N/A

K.D. NIXON, WR

Receptions—N/A
 Receiving Yards—N/A
 Long Reception—N/A
 Receiving TDs—N/A

SAM NOYER, QB

Pass Attempts—N/A
 Pass Completions—N/A
 Passing Yards—N/A
 TD Passes—N/A
 Long Pass—N/A

Interceptions—N/A

Rating (*min 10 att.*)—N/A

Rushing Yards—N/A**ISAIAH OLIVER, CB**

Total Tackles—7, at Michigan, 9/17/16
 Solo Tackles—7, at Michigan, 9/17/16
 Pass Deflections—4, vs. Colorado State, 9/01/17
 Interceptions—1, at Stanford, 10/22/16
 Third Down Stops—3, at Washington State, 11/21/15
 Long Punt Return—68, vs. UCLA, 11/03/16 (TD)

DAVIS PRICE, PK

Field Goals Made—2, vs. Oregon State, 10/01/16
 Field Goals Attempted—2, vs. Oregon State, 10/01/16
 Long Field Goal—54, vs. Oregon State, 10/01/16
 PAT Made—7, at Arizona, 11/12/16

DEVIN ROSS, WR

Receptions—9, at UCLA, 10/31/15, vs. Utah, 11/26/16
 Receiving Yards—153, at Oregon, 9/24/16
 Long Reception—68, at Arizona State, 10/10/15 (TD)
 Receiving TDs—2, at Michigan, 9/17/16

LAVISHA SHENAU, WR

Receptions—N/A
 Receiving Yards—N/A
 Long Reception—N/A
 Receiving TDs—N/A

DANTE SPARACO, OLB

Total Tackles—1, vs. Colorado State, 9/01/17
 Solo Tackles—1, vs. Colorado State, 9/01/17
 QB Sacks—½, vs. Colorado State, 9/01/17
 Third Down Stops—1, Colorado State, 9/01/17

JAMES STEFANOU, PK

Field Goals Made—1, vs. Colorado State, 9/01/17
 Field Goals Attempted—2, vs. Colorado State, 9/01/17
 Long Field Goal—39, vs. Colorado State, 9/01/17
 PAT Made—1, vs. Colorado State, 9/01/17
 PAT Attempts—1, vs. Colorado State, 9/01/17

TREY UDOFFIA, CB

Total Tackles—5, vs. Colorado State, 9/01/17
 Solo Tackles—5, vs. Colorado State, 9/01/17
 Interceptions—1, vs. Colorado State, 9/01/17
 Pass Deflections—2, vs. Colorado State, 9/01/17

LEE WALKER, WR

Receptions—1, thrice last: at Stanford, 10/22/16)
 Receiving Yards—19, vs. Nicholls State, 9/26/15
 Long Reception—19, vs. Nicholls State, 9/26/15
 Receiving TDs—N/A

DANTE WIGLEY, CB

Total Tackles—N/A
 Solo Tackles—N/A
 Interceptions—N/A
 Pass Deflections—N/A

JUWANN WINFREE, WR

Receptions—1, vs. Colorado State, 9/01/17
 Receiving Yards—5, vs. Colorado State, 9/01/17
 Long Reception—5, vs. Colorado State, 9/01/17
 Receiving TDs—N/A

EVAN WORTHINGTON, S/OLB

Total Tackles—9, at Arizona, 11/08/14
 Solo Tackles—7, at Arizona 11/08/14
 Interceptions—1, vs. Colorado State, 9/01/17
 Pass Deflections—2, vs. Colorado State, 9/01/17

PERSONNEL / DEPTH CHART

A note about CU's depth: in-season, charts *reflect* change and generally do not announce it unless there are long-term injuries.

OFFENSE

(Multiple; 12 positions listed)

WIDE RECEIVER (X)

- 4 Bryce Bobo, 6-2, 205, Sr.-5***
 8 Laviska Shenault, 6-1, 215, Fr.
 17 Kabion Ento, 6-3, 185, Sr.*

WIDE RECEIVER (Z)

- 1 Shay Fields, 5-11, 185, Sr.**
 9 Juwann Winfree, 6-3, 210, Jr.
 6 Johnny Huntley, 6-3, 220, Soph.*

WIDE RECEIVER (H)

- 2 Devin Ross, 5-11, 180, Sr.-5***
 13 K.D. Nixon, 5-8, 190, Fr.

WIDE RECEIVER (Y; when in four-wide set)

- 14 Jay MacIntyre, 5-10, 185, Jr.**
 18 Lee Walker, 6-0, 180, Jr.**

LEFT TACKLE

- 76 Jeromy Irwin, 6-5, 300, Sr.-5****
 75 Josh Kaiser, 6-5, 300, Jr.**
 73 Isaac Miller, 6-7, 280, Soph.

LEFT GUARD

- 68 Gerrad Kough, 6-4, 300, Sr.-5***
 55 Brett Tonz, 6-3, 295, Soph.*
 74 Chance Lytle, 6-7, 310, Fr.

CENTER

- 79 Jonathan Huckins, 6-4, 280, Sr.-5***
 65 Colby Pursell, 6-4, 280, Fr.
 62 Justin Eggers, 6-5, 310, Soph.

RIGHT GUARD

- 56 Tim Lynott, Jr., 6-3, 295, Soph.*
 78 William Sherman, 6-3, 280, Fr.
 53 Heston Paige, 6-5, 275, Fr.

RIGHT TACKLE

- 64 Aaron Haigler, 6-7, 290, Soph.*
 60 Dillon Middlemiss, 6-5, 280, Soph.*
 77 Hunter Vaughn, 6-7, 300, Fr.-RS

TIGHT END / H-BACK / FULLBACK

- 5 George Frazier, 6-2, 280, Sr.-5***
 43 Chris Bounds, 6-4, 240, Soph.*
 85 Jared Poplawski, 6-4, 230, Fr.
 91 Eddy Lopez, 6-3, 290, Jr.**

QUARTERBACK

- 12 Steven Montez, 6-5, 225, Soph.*
 15 Sam Noyer, 6-4, 210, Fr.-RS
 7 Tyler Lytle, 6-5, 205, Fr.
 17 Casey Marksberry, 6-3, 185, Fr.-RS

TAILBACK

- 23 Phillip Lindsay, 5-8, 190, Sr.-5***
 19 Michael Adkins II, 5-10, 210, Sr.-5****
 35 Beau Bisharat, 6-2, 215, Soph.*
 29 Donovan Lee, 5-9, 180, Sr.**
 21 Kyle Evans, 5-6, 175, Jr.**
 45 Tanner Grzesiek, 5-10, 205, Sr.-5

DEFENSE

(3-4 Base; 12 positions listed)

LEFT DEFENSIVE END

- 52 Leo Jackson III, 6-3, 275, Sr.-5**
 50 Frank Umu, 6-4, 305, Soph.*
 90 Terriek Roberts, 6-6, 260, Fr.-RS

NOSE TACKLE

- 9 Javier Edwards, 6-3, 350, Jr.
 56 Jase Franke, 6-3, 280, Jr.**
 72 Lyle Tuiloma, 6-3, 310, Soph.*

RIGHT DEFENSIVE END

- 16 Chris Mulumba, 6-4, 280, Jr.
 56 Jase Franke, 6-3, 280, Jr.** **OR**
 5 George Frazier, 6-2, 280, Sr.-5***

OUTSIDE LINEBACKER

- 95 Derek McCartney, OLB, 6-3, 240, Sr.-5***
 10 Dante Sparaco, 6-5, 245, Fr.
 93 Michael Mathewes, 6-4, 240, Jr.**

JACK (INSIDE) LINEBACKER

- 20 Drew Lewis, 6-2, 230, Jr.*
 31 Jonathan Van Diest, 6-1, 235, Fr.
 46 Trent Headley, 6-2, 225, Sr.-5

MIKE (INSIDE) LINEBACKER

- 32 Rick Gamboa, 6-0, 240, Jr.**
 36 Akil Jones, 6-0, 215, Fr.-RS
 53 Nate Landman, 6-3, 215, Fr.

OUTSIDE LINEBACKER

- 96 Terran Hasselbach, 6-1, 235, Jr.**
 59 Timothy Coleman, 6-3, 255, Sr.-5***
 44 Jacob Callier, 6-2, 240, Fr.

BUFF BACK (S/OLB HYBRID)

- 25 Ryan Moeller, 6-1, 215, Sr.-5***
 6 Evan Worthington, 6-2, 205, Jr.**

CORNERBACK

- 26 Isaiah Oliver, 6-1, 190, Jr.**
 4 Dante Wigley, 6-1, 180, Soph.
 3 Derrion Rakestraw, 6-2, 175, Fr.-RS

FREE SAFETY

- 1 Afolabi Laguda, 6-1, 205, Sr.-5**
 6 Evan Worthington, 6-2, 200, Jr.** **(N#1)**
 22 Kyle Trego, 6-0, 195, Jr.*
 23 Isaiah Lewis, 6-0, 195, Fr.

STRONG (BOUNDARY) SAFETY

- 25 Ryan Moeller, 6-1, 215, Sr.-5***

- 37 Lucas Cooper, 5-10, 180, Soph.*

(7 Nick Fisher, 6-0, 190, Jr.**—injured)

CORNERBACK

- 8 Trey Udoffia, 6-0, 185, Fr.-RS
 2 Ronnie Blackmon, 5-10, 175, Fr.-RS **(N#2)**
 41 Andrew Bergner, 5-11, 165, Sr.-5** **OR**
 29 Uryan Hudson, 5-9, 150, Fr.-RS

SPECIALISTS**PUNTER**

- 89 Alex Kinney, 6-1, 205, Jr.**
 15 Chris Graham, 6-3, 235, Sr.-5***

PLACEKICKER / KICKOFF

- 48 James Stefanou, 6-1, 185, Fr. **(KO#1)**
 15 Chris Graham, 6-3, 235, Sr.-5***
 49 Davis Price, 6-2, 185, Soph.*

PUNT RETURN

- 26 Isaiah Oliver, 6-1, 190, Jr.**
 14 Jay MacIntyre, 5-10, 185, Jr.**
 2 Ronnie Blackmon, 5-10, 175, Fr.-RS

KICKOFF RETURN

- 18 Lee Walker, 6-0, 180, Jr.**
 2 Ronnie Blackmon, 5-10, 175, Fr.-RS
 13 K.D. Nixon, 5-8, 190, Fr.

HOLDER

- 18 T.J. Patterson, 6-3, 185, Sr.
 89 Alex Kinney, 6-1, 205, Jr.**

SNAPPER (Short & Long)

- 63 J.T. Bale, 6-2, 205, Soph.*
 53 Nate Landman, 6-3, 215, Fr.

INJURED / • OUT FOR SEASON

- 13 • Shamar Hamilton, OLB, 6-5, 230, Jr. (*knee*)
 86 Dylan Keeney, TE, 6-6, 220, Jr.** (*back*)
 10 • Jaylon Jackson, WR, 5-10, 175, Fr. (*ankle*)
 39 • Jaisen Sanchez, S, 6-1, 200, Jr.* (*shoulder*)

(L)—throws or kicks left-handed/footed.
 (N)—nickel back.

Seniors (23): Listing with a (-5) indicates fifth-year senior (19); the others (4) are fourth-year seniors.

OR—indicates those listed are considered even (co-first/second/third team status);

ITALICS—Players listed in *italics* left the previous game with an injury and their status is questionable.

(Heights and weights as of August 8, 2017)

*—denotes number of letters earned through 2016; *Injured players listed in italics (status questionable or doubtful—not out for an extended time; probables listed as normal).*

CAPTAINS:

- 5 George Frazier, TE/DE 1 Afolabi Laguda, S
 32 Rick Gamboa, ILB 23 Phillip Lindsay, TB
 76 Jeromy Irwin, OT 95 Derek McCartney, OLB

COLORADO FOOTBALL / ALPHABETICAL ROSTER
(as of September 4 a.m.)

No.	Player	Pos.	Ht.	Wt.	Class	Exp.	Hometown (High School/Previous College)	Status
19	ADKINS II, Michael	TB	5-10	210	Sr.	4L	San Diego, Calif. (Helix)	S 1/1
63	BALE, J.T.	SN	6- 2	205	So.	1L	La Mirada, Calif. (La Mirada)	WO 3/3
97	BANDI, Mo	DL	6- 5	260	So.	VR	Longmont, Colo. (Niwot)	WO 3/3
22	BELL, Maurice	WR	6- 0	180	Fr.	HS	Murrieta, Calif. (Murrieta Valley)	S 5/4
57	BENNION, Sam	OLB	6- 5	235	Fr.	RS	North Logan, Utah (Logan)	S 4/4
41	BERGNER, Andrew	CB	5-11	165	Sr.	2L	Parker, Colo. (Legend/Arizona State)	WO 1/1
35	BISHARAT, Beau	TB	6- 2	215	So.	1L	Sacramento, Calif. (Jesuit)	S 4/3
2	BLACKMON, Ronnie	DB	5-10	175	Fr.	RS	Atlanta, Ga. (Westlake)	S 4/4
4	BOBO, Bryce	WR	6- 2	205	Sr.	3L	Covina, Calif. (Charter Oak)	S 1/1
43	BOUNDS, Chris	TE	6- 4	240	So.	1L	Thousand Oaks, Calif. (Chaminade College Prep)	S 3/3
44	CALLIER, Jacob	OLB	6- 2	240	Fr.	HS	Downey, Calif. (St. John Bosco)	S 5/4
88	CHIAVERINI, Curtis	WR	6- 1	195	Fr.	HS	Corona, Calif. (Boulder, Colo./Valor Christian)	WO 5/4
87	COCHRANE, Xavier	WR	5- 9	175	Jr.	1L	Phoenix, Ariz. (Mountain Pointe)	WO 2/2
80	COLEMAN, Derek	TE	6- 5	230	Fr.	RS	Broomfield, Colo. (Legacy)	WO 4/4
59	COLEMAN, Timothy Jr.	OLB	6- 3	255	Sr.	3L	Denver, Colo. (Mullen)	S 1/1
37	COOPER, Lucas	DB	5-10	180	So.	1L	Palos Verdes, Calif. (Palos Verdes)	WO 3/3
89	DEMENT, Kevin	WR	5-11	180	Sr.	VR	Centennial, Colo. (Arapahoe)	WO 2/1
47	EDRIDGE, Nick	OLB	6- 3	220	Fr.	HS	Fort Collins, Colo. (Fossil Ridge)	WO 5/4
9	EDWARDS, Javier	DT	6- 3	350	Jr.	JC	Houston, Texas (Aldine Davis/Blinn College)	S 3/2
62	EGGERS, Justin	OL	6- 5	310	So.	TR	Marshall, Wis. (Marshall/Western Illinois)	WO 3/3
17	ENTO, Kabion	WR	6- 3	185	Sr.	1L	Pine Bluff, Ark. (Dollaway/East Central [Miss.] CC)	S 2/1
21	EVANS, Kyle	TB	5- 7	175	Jr.	2L	San Jose, Calif. (Archbishop Mitty)	S 2/2
1	FIELDS, Shay	WR	5-11	185	Sr.	3L	Bellflower, Calif. (St. John Bosco)	S 2/1
7	FISHER, Nick	DB	6- 0	190	Jr.	2L	Temecula, Calif. (Great Oak)	S 3/2
8	FONTENOT, Alex	TB	6- 0	190	Fr.	HS	Richmond, Texas (George Ranch)	S 5/4
49	FOULK, Griffin	DB	6- 1	200	Fr.	HS	Erie, Colo. (Broomfield)	WO 4/4
56	FRANKE, Jase	DT	6- 3	280	Jr.	2L	Camarillo, Calif. (St. Bonaventure)	S 2/2
5	FRAZIER, George	TE/DE	6- 2	280	Sr.	3L	Duarte, Calif. (Monrovia)	S 1/1
32	GAMBOA, Rick	ILB	6- 0	240	Jr.	2L	Sylmar, Calif. (Chaminade College Prep)	S 2/2
27	GEORGE, Kevin	CB	6- 3	175	So.	JC	Lafayette, La. (Carenbro/Georgia Military Academy)	S 4/3
15	GRAHAM, Chris	PK	6- 3	235	Sr.	3L	Burlingame, Calif. (Burlingame)	S 1/1
45	GRZESIEK, Tanner	TB	5-10	205	Sr.	VR	Colorado Springs, Colo. (Classical Academy/UCCS)	WO 1/1
64	HAIGLER, Aaron	OT	6- 7	290	So.	1L	Northridge, Calif. (Notre Dame)	S 3/3
96	HASSELBACH, Terran	OLB	6- 1	235	Jr.	2L	Parker, Colo. (Regis)	S 2/2
46	HEADLEY, Trent	ILB	6- 2	225	Sr.	VR	Littleton, Colo. (Columbine/Metro State)	WO 1/1
30	HILLIS, Riley	TB	6- 0	220	So.	HS	Arvada, Colo. (Ralston Valley)	WO 4/3
79	HUCKINS, Jonathan	C	6- 4	280	Sr.	3L	The Woodlands, Texas (The Woodlands)	S 1/1
29	HUDSON, Uryan	DB	5- 9	155	Fr.	RS	Manvel, Texas (Manvel)	WO 4/4
6	HUNTLEY III, Johnny	WR	6- 3	220	So.	1L	Plantation, Fla. (South Plantation)	S 4/3
76	IRWIN, Jeromy	OT	6- 5	300	Sr.	4L	Cypress, Texas (Cypress Fairbanks)	S 1/1
59	ISEN, Jacob	OL	6- 2	255	Fr.	HS	San Diego, Calif. (Cathedral Catholic)	WO 5/4
52	JACKSON III, Leo	DE	6- 3	275	Sr.	2L	Decatur, Ga. (North Atlanta/Foothill College)	S 1/1
36	JONES, Akil	LB	6- 0	215	Fr.	RS	San Jose, Calif. (Valley Christian)	S 4/4
75	KAISER, Josh	OL	6- 5	300	Jr.	2L	Mission Viejo, Calif. (Mission Viejo)	S 2/2
86	KEENEY, Dylan	TE/HB	6- 6	220	Jr.	2L	Granite Bay, Calif. (Granite Bay)	S 2/2
89	KINNEY, Alex	P	6- 1	205	Jr.	2L	Fort Collins, Colo. (Rocky Mountain)	S 3/2
81	KLEMMER, Eric	TE	6- 4	210	Fr.	HS	Honolulu, Hawai'i (Punahou)	WO 5/4
68	KOUGH, Gerrad	OG	6- 4	295	Sr.	3L	Pomona, Calif. (Pomona)	S 1/1
1	LAGUDA, Afolabi	DB	6- 1	205	Sr.	2L	Snellville, Ga. (Brookwood/Butler CC)	S 1/1
53	LANDMAN, Nate	ILB	6- 3	215	Fr.	HS	Danville, Calif. (Monte Vista)	S 5/4
54	LANG, Terrance	DE	6- 7	250	Fr.	HS	Pomona, Calif. (Maranatha)	S 5/4
83	LAWSON, Erik	WR	6- 4	190	So.	TR	Boulder, Colo. (Monarch/CSU-Pueblo)	WO 4/3
29	LEE, Donovan	TB	5- 9	180	Sr.	3L	West Hills, Calif. (Chaminade College Prep)	S 2/1
20	LEWIS, Drew	ILB	6- 2	230	Jr.	1L	Sammamish, Wash. (Eastlake/Washington/Coffeyville)	S 2/2
23	LEWIS, Isaiah	DB	6- 0	195	Fr.	HS	Granite Bay, Calif. (Granite Bay)	S 5/4
23	LINDSAY, Phillip	TB	5- 8	190	Sr.	3L	Aurora, Colo. (Denver South)	S 1/1
91	LOPEZ, Eddy	TE	6- 3	290	Jr.	2L	El Paso, Texas (Coronado)	S 2/2
34	LUKELA, Noa	TB	5-11	200	Fr.	HS	Westminster, Colo. (Mountain Range)	WO 5/5
56	LYNOTT, Tim Jr.	OG	6- 3	295	So.	1L	Parker, Colo. (Regis)	S 3/3
74	LYTLE, Chance	OL	6- 7	310	Fr.	HS	San Antonio, Texas (Churchill)	S 5/4
7	LYTLE, Tyler	QB	6- 5	205	Fr.	HS	Redondo Beach, Calif. (Servite)	S 5/4
14	MacINTYRE, Jay	WR	5-10	185	Jr.	2L	Boulder, Colo. (Monarch)	S 2/2
98	MAGRI, Nico	DL	6- 3	260	Fr.	HS	Lafayette, Colo., (Monarch)	WO 5/4
17	MARKSBERRY, Casey	QB	6- 3	185	Fr.	RS	Gwinnett, Ga. (Waunakee)	WO 4/4
93	MATHEWES, Michael	OLB	6- 4	240	Jr.	2L	Mission Viejo, Calif. (Mission Viejo)	S 2/2
95	McCARTNEY, Derek	OLB	6- 3	240	Sr.	3L	Westminster, Colo. (Faith Christian)	S 1/1
16	McGARRY, Tyler	QB	6- 0	210	So.	RS	Studio City, Calif. (Notre Dame)	WO 3/3

-continued-

Colorado Alphabetical Roster, continued...

No.	Player	Pos.	Ht.	Wt.	Class	Exp.	Hometown (High School/Previous College)	Status
51	MEEK, Bryan	LB	6- 0	215	Sr.	RS	Niwot, Colo. (Niwot/Air Force)	WO 1/1
60	MIDDLEMISS, Dillon	OL	6- 5	285	So.	1L	Arvada, Colo. (Pomona)	S 3/3
14	MILLER, Chris	CB	5-11	180	Fr.	HS	Denton, Texas (Denton)	S 5/4
73	MILLER, Isaac	OL	6- 7	280	So.	VR	Longmont, Colo. (Silver Creek)	S 3/3
25	MOELLER, Ryan	DB	6- 1	215	Sr.	3L	Rifle, Colo. (Rifle)	S 1/1
12	MONTEZ, Steven	QB	6- 5	225	So.	1L	El Paso, Texas (Del Valle)	S 3/3
70	MORETTI, Jacob	OL	6- 4	275	Fr.	HS	Arvada, Colo. (Pomona)	S 5/4
16	MULUMBA, Chris	DL	6- 4	280	Jr.	JC	Helsinki, FINLAND (Mäkelänrinteen Lukko/Diablo Valley College)	S 3/2
34	NEWMAN, Chase	LB	6- 2	210	Fr.	HS	La Mirada, Calif. (La Mirada)	S 5/4
13	NIXON, K.D.	WR	5- 8	190	Fr.	HS	DeSoto, Texas (DeSoto)	S 5/4
69	NOTH, Devin	SN	6- 3	195	Fr.	HS	Highlands Ranch, Colo. (Valor Christian)	WO 5/4
15	NOYER, Sam	QB	6- 4	210	Fr.	RS	Beaverton, Ore. (Beaverton)	S 4/4
26	OLIVER, Isaiah	DB	6- 1	195	Jr.	2L	Goodyear, Ariz. (Brophy Prep)	S 3/2
53	PAIGE, Heston	OL	6- 5	275	Fr.	HS	Highlands Ranch, Colo. (ThunderRidge)	S 5/4
18	PATTERSON, T.J.	QB/H	6- 3	185	Sr.	VR	Boulder, Colo. (Boulder/Wyoming)	WO 1/1
66	POLLEY, Grant	OL	6- 4	265	Fr.	HS	Denton, Texas (Denton)	S 5/4
85	POPLAWSKI, Jared	TE	6- 4	230	Fr.	HS	Scottsdale, Ariz. (Saguaro)	S 5/4
95	PORTER, Nick	PK	6- 0	185	So.	VR	Louisville, Colo. (Fairview)	WO 3/3
49	PRICE, Davis	PK	6- 2	190	So.	1L	Evergreen, Colo. (Evergreen)	WO 4/3
65	PURSELL, Colby	OL	6- 4	280	Fr.	HS	Valencia, Calif. (Hart)	S 5/4
3	RAKESTRAW, Derrion	DB	6- 2	175	Fr.	RS	Woodstock, Ga. (Sequoyah)	S 4/4
90	ROBERTS, Terriek	DE	6- 6	270	Fr.	RS	Denver, Colo. (South)	S 4/4
2	ROSS, Devin	WR	5-11	185	Sr.	3L	Altadena, Calif. (Bishop Alemany)	S 1/1
38	RUSSELL, Brady	TE	6- 3	235	Fr.	HS	Fort Collins, Colo. (Fossil Ridge)	WO 5/4
33	SANDERS, Chase	TB	6- 0	185	Fr.	RS	Jupiter, Fla. (Jupiter)	WO 4/4
8	SHENAULT, Laviska Jr.	WR	6- 1	215	Fr.	HS	DeSoto, Texas (DeSoto)	S 5/4
78	SHERMAN, William	OL	6- 3	280	Fr.	HS	Allen, Texas (Allen)	S 5/4
61	SMITH, Kolter	OL	6- 2	270	Fr.	RS	Edmond, Okla. (Deer Creek)	WO 4/4
10	SPARACO, Dante	OLB	6- 5	245	Fr.	HS	Englewood, Colo. (Cherry Creek/IMG Academy)	S 5/4
48	STEFANOU, James	PK	6- 1	185	Fr.	HS	Melbourne, AUSTRALIA (Rose Hill Secondary College)	S 5/4
45	STOLTENBERG, Jacob	LB	6- 0	240	Fr.	RS	Sugar Land, Texas (Clements)	WO 4/4
28	TALLEY, Daniel	DB	6- 2	215	Jr.	1L	Aurora, Colo. (Regis/CSU-Pueblo)	WO 2/2
55	TONZ, Brett	OL	6- 3	295	So.	1L	Peoria, Ariz. (Centennial)	S 3/3
22	TREGO, Kyle	DB	6- 0	195	Jr.	1L	Discovery Bay, Calif. (Liberty/Diablo Valley College)	S 3/2
72	TUILOMA, Lyle	DT	6- 3	310	So.	1L	Nanakuli, Hawai'i (Nanakuli)	S 3/3
8	UDOFFIA, Trey	DB	6- 0	185	Fr.	RS	Loomis, Calif. (Del Oro)	S 4/4
50	UMU, Frank	DE	6- 4	295	So.	1L	Littleton, Colo. (Heritage)	S 3/3
31	VAN DIEST, Jonathan	ILB	6- 1	235	Fr.	HS	Louisville, Colo. (Cherry Creek)	S 5/4
77	VAUGHN, Hunter	OL	6- 7	305	Fr.	RS	Parker, Colo. (Legend)	S 4/4
18	WALKER, Lee	WR	6- 0	180	Jr.	2L	San Diego, Calif. (James Madison)	S 2/2
40	WELLS, Carson	OLB	6- 4	235	Fr.	HS	Bushnell, Fla. (South Sumter)	S 5/4
4	WIGLEY, Dante	DB	6- 1	180	So.	JC	Carrollton, Ga. (Carrollton/Holmes Community College)	S 3/3
9	WINFREE, Juwann	WR	6- 3	210	Jr.	JC	Englewood, N.J. (Dwight Morrow/Maryland/Coffeyville)	(knee) S 2/2
6	WORTHINGTON, Evan	DB	6- 2	200	Jr.	2L	Aurora, Colo. (Cherokee Trail)	S 2/2

Heights and weights recorded as of August 8, 2017. **EXPERIENCE KEY:** #L—indicates number of letters earned through 2016; HS—high school; JC—junior college transfer; RS—freshman redshirt in 2016; TR—transfer; VR—varsity reserve performer. **STATUS KEY:** S—scholarship, WO—walk-on; #/#—clock at start of 2017 season, i.e., 2/1: two years to play one in eligibility.

Inactive Roster Players (Injured/Ineligible/Etc.)

No.	Player	Pos.	Ht.	Wt.	Class	Exp.	Hometown (High School/Previous College)	Reason	Status
82	BROWN, Tony	WR	6- 1	185	Jr.	TR	La Mirada, Calif. (La Mirada/Texas Tech)	Transfer	S 3/2
84	FRAZIER, Cameron	WR	5-10	190	Jr.	TR	Boulder, Colo. (Fairview/Oklahoma/Oklahoma Baptist)	Transfer	WO 2/2
13	HAMILTON, Shamar	OLB	6- 5	225	Jr.	JC	Lantana, Fla. (Santaluces/ASA College Miami)	Injured (knee)	S 3/2
10	JACKSON, Jaylon	WR	5-10	175	Fr.	HS	Cedar Hill, Texas (Cedar Hill)	Injured (ankle)	S 5/4
8	JULMISSE, Anthony	DB	6- 1	190	So.	1L	Plantation, Fla. (South Plantation)	Suspended	S 4/3
92	LANDWEHR, Bailey	P	5-10	170	Jr.	TR	Kersey, Colo. (Platte Valley/Northern Colorado)	Transfer	WO 2/2
39	SANCHEZ, Jaisen	DB	6- 1	200	Jr.	1L	Kapolei, Hawai'i (St. Louis)	Injured (shoulder)	S 2/2
71	SHUTACK, Jack	OL	6- 6	275	So.	TR	Western Springs, Ill. (Nazareth Academy/Rutgers)	Transfer	WO 3/2

Grayshirt Candidates (January 2018 Enrollment)

No.	Player	Pos.	Ht.	Wt.	Class	Exp.	Hometown (High School/Previous College)	Status
...	RODDICK, Casey	OL	6- 4	340	Fr.	HS	Ventura, Calif. (St. Bonaventure)	S 5/4
...	SAMI, Jalen	DT	6- 6	320	Fr.	HS	Colorado Springs, Colo. (Vista Ridge)	S 5/4

2017 COACHING STAFF: Head Coach: Mike MacIntyre (third season at Colorado). Assistant Coaches: D.J. Elliot (DC/OLB), Brian Lindgren (OC/QB), Darrin Chiaverini (co-OC/WR), Klayton Adams (OL), Gary Bernardi (TE/HB), ShaDon Brown (DB), Ross Els (ILB), Darian Hagan (RB), Jim Jeffcoat (DL), Drew Wilson (S&C). Grad Assistants: Matt Daniels (D), John Hughes (O), Peter Tuitupou (O), Chidera Uzo-Diribe (D).

CAPTAINS: 5 George Frazier, TE; 32 Rick Gamboa, ILB; 76 Jeromy Irwin, OT; 1 Afolabi Laguda, S; 23 Phillip Lindsay, TB; 95 Derek McCartney, OLB

Colorado Numerical Roster (as of September 5 a.m.):

No. Player	Pos.	No. Player	Pos.	No. Player	Pos.	No. Player	Pos.
1 FIELDS, Shay	WR	18 WALKER, Lee	WR	44 CALLIER, Jacob	OLB	70 MORETTI, Jacob	OL
1 LAGUDA, Afolabi	DB	18 PATTERSON, T.J.	QB/H	45 STOLTENBERG, Jacob	LB	72 TUULOMA, Lyle	DT
2 BLACKMON, Ronnie	DB	19 ADKINS II, Michael	TB	45 GRZESIEK, Tanner	TB	73 MILLER, Isaac	OL
2 ROSS, Devin	WR	20 LEWIS, Drew	ILB	46 HEADLEY, Trent	ILB	74 LYTLE, Chance	OL
3 RAKESTRAW, Derrion	DB	21 EVANS, Kyle	TB	47 EDRLIDGE, Nick	OLB	75 KAISER, Josh	OL
4 BOBO, Bryce	WR	21 HUBBARD, Darrell	DB	48 STEFANOU, James	PK	76 IRWIN, Jeromy	OT
4 WIGLEY, Dante	DB	22 TREGO, Kyle	DB	49 PRICE, Davis	PK	77 VAUGHN, Hunter	OL
5 FRAZIER, George	TE/DE	22 BELL, Maurice	WR	50 UMU, Frank	DE	78 SHERMAN, William	OL
6 HUNTLEY III, Johnny	WR	23 LINDSAY, Phillip	TB	51 MEEK, Bryan	LB	79 HUCKINS, Jonathan	C
6 WORTHINGTON, Evan	DB	23 LEWIS, Isaiah	DB	52 JACKSON III, Leo	DE	80 COLEMAN, Derek	TE
7 FISHER, Nick	DB	25 MOELLER, Ryan	DB	53 LANDMAN, Nate	ILB	81 KLEMMER, Eric	TE
7 LYTLE, Tyler	QB	26 OLIVER, Isaiah	DB	53 PAIGE, Heston	OL	83 LAWSON, Erik	WR
8 UDOFFIA, Trey	DB	27 GEORGE, Kevin	CB	54 LANG, Terrance	DE	84 FRAZIER, Cameron	WR
8 SHENAULT, Laviska Jr.	WR	28 TALLEY, Daniel	DB	55 TONZ, Brett	OL	85 POPLAWSKI, Jared	TE
8 FONTENOT, Alex	TB	29 LEE, Donovan	TB	56 FRANKE, Jase	DT	86 KEENEY, Dylan	TE/HB
9 EDWARDS, Javier	DT	29 HUDSON, Urvan	DB	56 LYNOTT, Tim Jr.	OG	87 COCHRANE, Xavier	WR
9 WINFREE, Juwann	WR	30 HILLIS, Riley	TB	57 BENNION, Sam	OLB	88 CHIAVERINI, Curtis	WR
10 SPARACO, Dante	OLB	31 VAN DIEST, Jonathan	ILB	59 COLEMAN, Timothy Jr.	OLB	89 KINNEY, Alex	P
12 MONTEZ, Steven	QB	32 GAMBOA, Rick	ILB	59 ISEN, Jacob	OL	89 DEMENT, Kevin	WR
13 NIXON, K.D.	WR	33 SANDERS, Chase	TB	60 MIDDLEMISS, Dillon	OL	90 ROBERTS, Terriek	DE
14 MacINTYRE, Jay	WR	34 NEWMAN, Chase	LB	61 SMITH, Kolter	OL	91 LOPEZ, Eddy	TE
14 MILLER, Chris	CB	35 BISHARAT, Beau	TB	62 EGGERS, Justin	OL	93 MATHEWES, Michael	OLB
15 GRAHAM, Chris	PK	36 JONES, Akil	LB	63 BALE, J.T.	SN	95 McCARTNEY, Derek	OLB
15 NOYER, Sam	QB	37 COOPER, Lucas	DB	64 HAIGLER, Aaron	OT	95 PORTER, Nick	PK
16 MULUMBA, Chris	DL	38 RUSSELL, Brady	TE	65 PURSELL, Colby	OL	96 HASSELBACH, Terran	OLB
16 McGARRY, Tyler	QB	40 WELLS, Carson	OLB	66 POLLEY, Grant	OL	97 BANDI, Mo	DL
17 MARKSBERRY, Casey	QB	41 BERGNER, Andrew	CB	68 KOUGH, Gerrad	OG	98 MAGRI, Nico	DL
17 ENTO, Kabion	WR	43 BOUNDS, Chris	TE	69 NOTH, Devin	SN		

2017 COLORADO FOOTBALL LETTERMAN PICTURE

Colorado has **49** lettermen returning for 2017 (47 from the 2016 team, with two others from past years); they break down into **24** on offense, **21** on defense and **4** specialists; the Buffs lose **36** lettermen off the 2016 squad (**19** offense/**16** defense/**1** specialist). CU returns **12** starters from last season (**9** offense/**3** defense), losing **12** (**4** offense/**8** defense); two players started seven games each at right tackle and one player started 10 times as the fourth wide receiver, so the offensive starter count last year is based off 13 players. The 2016 starters are listed in bold (six or more starts); *—denotes letters earned primarily on special teams; #—lettered but injured early in the 2016 season and has been submitted for medical hardships. The breakdown:

OFFENSE

Position	Returning (24)	Lost (19)
WR (x)	Bryce Bobo , Kabion Ento, Johnny Huntley, Xavier Cochrane	*Jaleel Awini, Sean Grundman
WR (z)	Shay Fields , Lee Walker	*Robert Orban, David Bagby, Danny Galloway
WR (h)	Devin Ross , Jay MacIntyre	Joey Hall, *Justin Jan
LT	Jeromy Irwin , Dillon Middlemiss	Shane Callahan
LG	Gerrard Kough , Jonathan Huckins, *Josh Kaiser	John Lisella II (from 2015)
C		Alex Kelley , Sully Wiefels
RG	Tim Lynott Jr.	Colin Sutton
RT	Aaron Haigler	Sam Kronshage
TE/HB	George Frazier, Dylan Keeney, *Chris Bounds	Sean Irwin , Chris Hill, Brian Boatman
QB	Steven Montez	Sefo Liufau , Jordan Gehrke
TB	Phillip Lindsay , Michael Adkins, Beau Bisharat, Kyle Evans, Donovan Lee	Joey Tuggle

DEFENSE

Position	Returning (22)	Lost (15)
OLB	#Derek McCartney	Christian Shaver, N.J. Falo
DE	Timothy Coleman, *Frank Umu	Jordan Carrell
DT	Jase Franke, Eddy Lopez (from 2014), Brett Tonz, Lyle Tuiloma	Josh Tupou
DE	Leo Jackson III, Michael Mathewes	Samson Kafovalu , *Aaron Howard
OLB	Terran Hasselbach	Jimmie Gilbert , *Deaysean Rippy
MLB	Rick Gamboa	Addison Gillam
JLB	*Drew Lewis	Kenneth Olugbode , *Ryan Severson, *Travis Talianko
CB	*Andrew Bergner	Chidohe Awuzie , Anthony Julmisse
SS	Nick Fisher, *Kyle Trego, *Jaisen Sanchez (from 2015)	Tedric Thompson
FS	Afolabi Laguda , Ryan Moeller (N/OLB), Daniel Talley	
CB	Isaiah Oliver, *Lucas Cooper	Ahkello Witherspoon

SPECIALISTS

Position	Returning (4)	Lost (1)
P	Alex Kinney	
PK	Chris Graham , Davis Price	Diego Gonzalez
SN	J.T. Bale	

2017 UNIVERSITY OF COLORADO BUFFALO FOOTBALL STATISTICS

Won 1, Lost 0 (0-0 Pac-12)

RESULTS/Attendance (◆—Pac-12 Game)					Result	Time	Attendance
S 1	Colorado State (N; Denver).....	W	17-3	3:11	73,932		
S 9	TEXAS STATE.....	(PAC-12)			12:01 p.m.		
S 16	NORTHERN COLORADO.....	(PAC-12)			12:01 p.m.		
S 23	◆ WASHINGTON.....						
S 30	◆ at UCLA.....						
O 7	◆ ARIZONA.....						
O 14	◆ at Oregon State.....						
O 21	◆ at Washington State.....						
O 28	◆ CALIFORNIA.....						
N 4	◆ at Arizona State.....						
N 11	◆ SOUTHERN CALIFORNIA.....						
N 25	◆ at Utah.....						
D 1	Pac-12 Championship Game.....						

SCORE-BY-QUARTERS	1	2	3	4	OT	—	Total
COLORADO.....	10	7	0	0	0	—	17
Opponents.....	0	3	0	0	0	—	3

TEAM STATISTICS	Colorado	Opponents
FIRST DOWNS.....	19	23
by rushing.....	7	7
by passing.....	9	15
by penalty.....	3	1
FIRST DOWN PLAYS/YARDS.....	30/157	35/215
average gain on first down.....	5.23	6.14
THIRD DOWN EFFICIENCY.....	7-14	9-18
percentage.....	50.0	50.0
FOURTH DOWN EFFICIENCY.....	0-0	0-3
percentage.....	0.0	0.0
RUSHING ATTEMPTS.....	38	33
yards gained.....	186	118
yards lost.....	43	30
NET RUSHING YARDS.....	143	88
average per rush.....	3.76	2.67
average per game.....	143.0	88.0
PASSING ATTEMPTS.....	29	47
passes completed.....	21	24
had intercepted.....	2	2
completion percentage.....	72.4	51.1
efficiency rating.....	128.5	97.8
NET PASSING YARDS.....	202	309
average per attempt.....	6.97	6.57
average per completion.....	9.6	12.9
average per game.....	202.0	309.0
TOTAL OFFENSIVE PLAYS.....	67	80
TOTAL NET YARDS.....	345	397
AVERAGE GAIN PER PLAY.....	5.15	4.96
AVERAGE PER GAME.....	345.0	397.0
FUMBLES-LOST.....	0-0	1-1
PENALTIES/YARDS.....	7/59	10/120
Offensive.....	4/26	5/65
Defensive.....	1/13	3/35
Special Teams.....	2/20	2/20
Bench/Fans/NCAA Unsportsmanlike.....	0/0	0/0
TURNOVERS (Margin: +1/+1.00).....	2	3
TOTAL RETURN YARDS.....	11	0
Punt Returns: No-Yards.....	0-0	0-0
Interceptions: No-Yards.....	2-0	2-0
Misc. (Fumble/Blk. FG) Returns.....	1-11	0-0
KICKOFF RETURNS: No-Yards.....	0-0	0-0
average per return.....	0.0	0.0
PUNTS.....	5	5
yards.....	205	214
gross average.....	41.0	42.8
yard deductions: returns/touchbacks.....	0/0	0/20
net yards.....	205	194
net average.....	41.08	38.8
DEFENSIVE/tackles for loss.....	6-30	8-41
quarterback sacks/yards.....	3/18	5/37
quarterback hurries.....	9	0
passes broken up.....	8	0
forced fumbles (ST).....	1 (0)	0 (0)
BLOCKED KICKS (Special Teams).....	0	0
TIME OF POSSESSION.....	28:43	31:17
average per game.....	28:43	31:17
TIME SPENT IN THE LEAD (tied 7:49).....	52:11	0:00
TIMES PENETRATED OPPONENT 20.....	1	2
scores/td,fg.....	0/0,0	1/0,1
GOAL-TO-GO SITUATIONS.....	0	0
scores/td,fg.....	0/0,0	0/0,0
TOTAL DRIVES.....	12	12
drives ended by: TD.....	2	0
FG Made/FG Miss.....	1/1	1/0
Punt/Downs.....	5/0	5/3
TO/SAF/Clock.....	2/0/1	3/0/0
TOTAL POINTS.....	17	3
average per game.....	17.0	3.0

RUSHING													high
Player	G	Att	Gain	Loss	NET	—avg. per—	att.	game	TD	Long	20+	10+	5+ game
Phillip Lindsay.....	1	19	144	4	140	7.37	140.0	1	45t	1	5	8	140
Michael Adkins II.....	1	4	10	0	10	2.50	10.0	0	5	0	0	1	10
Beau Bisharat.....	1	1	2	0	2	2.00	2.0	0	2	0	0	0	2
Steven Montez.....	1	12	30	37	-7	-0.58	-7.0	0	8	0	0	4	-7
Team (k-downs, snaps) ..	1	2	0	2	-2	-

PASSING													TOTAL OFFENSE
Player	G	Att-Com-Int	(/T)	Pct.	Yards	—avg. per—	att.	comp.	TD	Long	HT	Sacked	Att. Yards Avg.
Steven Montez.....	1	29-21-2	(1)	72.4	202	7.0	9.6	1	31t	0	5/37	41	195 4.8
Team (spiked passes) ..	0	0-0-0	...	0.0	0/0	2 -2 -2.0

NCAA Ratings: Montez 128.5.

Passes w/o INT: Montez 4 (T—interceptions that were tipped; HT—hurried throws)

RECEIVING				---avg. per---						high games----		
Player	G	No.	Yards	rec.	game	TD	Long	20+	10+	rec	yards	
Bryce Bobo	1	8	49	6.1	49.0	0	14	0	1	8	8-49	
Shay Fields	1	6	78	13.0	78.0	1	31t	1	4	6	6-78	
Devin Ross	1	2	20	10.0	20.0	0	12	0	1	2	2-20	
Phillip Lindsay	1	2	16	8.0	30.0	0	11	0	1	2	2-16	
Jay MacIntyre.....	1	1	28	28.0	30.0	0	28	1	1	1	1-28	
Chris Bounds	1	1	6	6.0	0.7	0	6	0	0	1	1- 6	
Juwann Winfree.....	1	1	5	5.0	13.4	0	5	0	0	1	1- 5	

SCORING												
Player	Touchdowns-----				2Pt.		PAT	EP-EPA	FG-FGA	Saf	DEX	PTS
	G	Total	Rush	Rec.	Ret.	PAT						
Shay Fields.....	1	1	0	1	0	0-0	0-0	0-0	--	--		6
Phillip Lindsay.....	1	1	1	0	0	0-0	0-0	0-0	--	--		6
James Stefanou.....	1	0	0	0	0	0-0	1-1	1-2	--	--		4
Chris Graham.....	1	0	0	0	0	0-0	1-1	0-0	--	--		1
COLORADO.....	1	2	1	1	0	0-0	2-2	1-2	0	0		17
Opponents.....	1	0	0	0	0	0-0	0-0	1-1	0	0		3

PUNTING												
Players	G	No.	Yards	Avg.	Long	In	20	50+	TB	blk	Ret.	Net
Alex Kinney.....	1	5	205	41.00	48	4	0	0	0	0	0	205 41.0
Opponents.....	1	5	214	42.80	59	3	2	1	0	0	0	194 38.8

FIELD GOALS												
Players	G	10-19	20-29	30-39	40-49	50-59	60+	Total	Pct.	Long		
James Stefanou.....	1	0-0	0-0	1-2	0-0	0-0	0-0	1-2	50.0	39		
(39, 38wr)												
Opponents.....	1	0-0	0-0	1-2	0-0	0-0	0-0	1-1	100.0	38		

Colorado Football Statistics / 2-2-2

DEFENSIVE

DEFENSIVE		Tackles-----							----For Loss----		Miscellaneous-----							
Pos	Player	G	Plays	UT	AT	—	TOTAL	Avg.	Sacks	Other	TZ	3DS	QBP	QCD	FR	FF	PBU	
LB	Drew Lewis	1	79	3	9	—	12	12.0	0- 0	1- 5	0	1	3	1	0	0	0	
DB	Afolabi Laguda.....	1	80	7	4	—	11	11.0	0- 0	1- 3	0	0	0	0	1	1	0	
LB	Rick Gamboa	1	80	3	8	—	11	11.0	½- 5	0- 0	1	1	1	0	0	0	1	
DL	Leo Jackson III.....	1	71	7	1	—	8	8.0	1- 0	1- 3	1	0	1	0	0	0	0	
DB	Ryan Moeller	1	80	6	2	—	8	8.0	0- 0	0- 0	2	1	0	0	0	0	1	
DB	Evan Worthington.....	1	63	5	3	—	8	8.0	0- 0	0- 0	1	0	0	0	0	0	0	
LB	Derek McCartney.....	1	74	6	0	—	6	6.0	0- 0	0- 0	0	0	1	0	0	0	0	
DB	Trey Udoffia.....	1	79	5	0	—	5	5.0	0- 0	0- 0	0	2	0	0	0	0	2	
DL	Chris Mulumba	1	42	2	1	—	3	3.0	0- 0	0- 0	0	0	0	0	0	0	0	
DL	Javier Edwards.....	1	40	2	1	—	3	3.0	0- 0	0- 0	0	0	0	0	0	0	0	
DB	Isaiah Oliver	1	80	2	0	—	2	2.0	0- 0	0- 0	0	0	0	0	0	0	4	
DT	Lyle Tuiloma	1	14	2	0	—	2	2.0	0- 0	0- 0	0	0	0	0	0	0	0	
DT	Jase Franke	1	32	1	1	—	2	2.0	0- 0	0- 0	0	0	1	0	0	0	0	
LB	Jacob Callier.....	1	23	1	0	—	1	1.0	1- 8	0- 0	0	2	2	0	0	0	0	
LB	Terran Hasselbach	1	16	1	0	—	1	1.0	0- 0	1- 1	0	1	0	0	0	0	0	
LB	Dante Sparaco	1	8	1	0	—	1	1.0	½- 5	0- 0	0	1	0	0	0	0	0	
DE	Timothy Coleman.....	1	15	0	0	—	0	0.0	0- 0	0- 0	0	0	0	0	0	0	0	
DB	Dante Wigley.....	1	3	0	0	—	0	0.0	0- 0	0- 0	0	0	0	0	0	0	0	
DB	Kyle Trego	1	1	0	0	—	0	0.0	0- 0	0- 0	0	0	0	0	0	0	0	

DEFENSIVE SCRIMMAGE SNAPS: 80. **FOURTH DOWN STOPS (2;** included in third down stops above): Gamboa, Lewis, Sparaco.

TOUCHDOWN SAVES (3): Oliver, Udoffia, Worthington.

INTERCEPTIONS CAUSED (1): Franke. **SACKS FOR 0 (1):** Jackson. **SAFETIES (0):** None.

SPECIAL TEAMS STATISTICS

Player	UT	UT/20	AT	AT/20	FF	FR	KSD	WB	DP	BLK	FFC	FDf	RK	OTH	POINTS
Beau Bisharat	0	0	0	0	0	0	0	0	2	0	0	0	0	0	= 2
Lee Walker	0	0	0	0	0	0	0	0	0	0	2	0	0	0	= 2
Isaiah Oliver.....	0	0	0	0	0	0	0	0	0	0	0	0	0	1	= 1

BLOCKED KICKS SUMMARY (0). **OTHER—Field Goal Pressures:** None. **Punt Pressure:** None. **Touchdown Saves:** None.

Stuffed Punt Fakes: None. **Caused Penalties:** Oliver. **Fair Catch/Kickoff Return:** None.)

ATTENDANCE

Site	G	Attendance	Average	High	W-L
In Boulder	0	0-0
On The Road ...	0	0-0
Neutral.....	1	73,932	73,932	73,932	1-0

PUNT RETURNS

Player	G	No.	Yards	Avg.	Long	TD
None						

KICKOFF RETURNS

Player	G	No.	Yards	Avg.	Long	TD
None						

INTERCEPTION RETURNS

Player	G	No.	Yards	Avg.	Long	TD
Trey Udoffia	1	1	0	0.0	0	0
Evan Worthington.....	1	1	0	0.0	0	0

FUMBLE RETURNS

Player	G	No.	Yards	Avg.	Long	TD
Afolabi Laguda	1	1	11	11.0	11	0

KEY: UT—Unassisted Tackle; **UT/20**—UT Inside-the-20; **AT**—Assisted Tackle; **AT/20**—AT Inside-the-20; **TZ**—Tackles For Zero; **3DS**—Third/Fourth Down Stops (tackles, INTs, QBPs or PBUs); **QBP**—Quarterback Pressure; **QCD**—Quarterback Chasedowns; **FF**—Forced Fumble; **FR**—Fumble/Muff Recovery (Opponent on defense or CU or Opponent on special teams); **PBU**—Passes Broken Up; **KSD**—Knockdown or Springing Block on Kick Return; **WB**—Wedge Break; **DP**—Downed Punt (meaningful); **BLK**—Blocked Kick; **RK**—Recovered Blocked Kick, Punt or On-side kick; **FFC**—Forced Fair Catch; **FDf**—First Downfield (on kickoff or punt that altered return path); **CP**—Caused Penalty. A defensive game played is credited only when a player is in for at least one defensive play; defensive tackles do not include special team tackles. **NOTE:** Defensive/special team statistics compiled from coaches' video; NCAA/Pac-12 Colorado stats are not accurate.

YARDS BY QUARTER/HALF

Game	COLORADO								OPPONENT							
	1Q	2Q	1H	3Q	4Q	2H	OT	GAME	1Q	2Q	1H	3Q	4Q	2H	OT	GAME
Colorado State	128	82	210	86	49	135	---	345	59	96	155	88	154	242	---	397
Texas State																
Northern Colorado																
Washington																
UCLA																
Arizona																
Oregon State																
Washington State																
California																
Arizona State																
Southern California																
Utah																

BIG PLAYS

COLORADO					OPPONENT				
20+	10+	5+	20+	10+	5+	20+	10+	5+	20+
3	13	31	3	18	32				

SCORING DRIVES (Game-By-Game)

Opponent	Plays	Yards	Time	Result	Qtr	(Down) How	PAT	Quarterback
Colorado State	6	94	1:30	TD	1	(1) Lindsay 45 run	Graham	Montez
Colorado State	8	45	2:54	FG	1	(4) Stefanou 39 FG	Montez
Colorado State	5	55	1:48	TD	2	(2) Fields 31 pass from Montez	Stefanou	Montez

(*—scored following a turnover).

Drive Analysis

DISTANCE	COLORADO		OPPONENT	
Length	TD	FG	TD	FG
(minus)	—	0	—	0
0— 9	0	0	0	0
10—19	0	0	0	0
20—29	0	0	0	0
30—39	0	0	0	0
40—49	0	1	0	0
50—59	1	0	0	0
60—69	0	0	0	1
70—79	0	0	0	0
80—89	0	0	0	0
90—99	1	0	0	0

GAME OPENING DRIVES

Game	COLORADO			OPPONENT		
	Pts	FD	Yds	Pts	FD	Yds
Colorado State	0	0	-2	0	0	5
Texas State						
Northern Colorado						
Washington						
UCLA						
Arizona						
Oregon State						
Washington State						
California						
Arizona State						
Southern California						
Utah						

SECOND HALF OPENING DRIVES

Game	COLORADO			OPPONENT		
	Pts	FD	Yds	Pts	FD	Yds
Colorado State	0	1	9	0	3	42
Texas State						
Northern Colorado						
Washington						
UCLA						
Arizona						
Oregon State						
Washington State						
California						
Arizona State						
Southern California						
Utah						

(*—drive ended by a turnover)

POSSESSIONS AT-A-GLANCE

	No.	Plays	Avg. 3-Plays	
			Snaps & Out*	Snaps/TD
Colorado	12	67	5.59	3 33.5 (2)
Opponent	12	80	6.67	2 N/A (0)

(*—less if there is a turnover; must not have earned a first down or scored a touchdown.)

POINTS BY DRIVE

Drive (CU/Opp)	COLORADO			OPPONENT		
	Pts	TD	FG	Pts	TD	FG
1 (1/1)	0	0	0	0	0	0
2 (1/1)	7	1	0	0	0	0
3 (1/1)	3	0	1	0	0	0
4 (1/1)	7	1	0	0	0	0
5 (1/1)	0	0	0	3	0	1
6 (1/1)	0	0	0	0	0	0
7 (1/1)	0	0	0	0	0	0
8 (1/1)	0	0	0	0	0	0
9 (1/1)	0	0	0	0	0	0
10 (1/1)	0	0	0	0	0	0
11 (1/1)	0	0	0	0	0	0
12 (1/1)	0	0	0	0	0	0
13 (0/0)	0	0	0	0	0	0
14 (0/0)	0	0	0	0	0	0
15 (0/0)	0	0	0	0	0	0
16 (0/0)	0	0	0	0	0	0
17 (0/0)	0	0	0	0	0	0

CU YARDS PER PLAY—TD Drives: 13.1 (11-144); FG Drives: 6.4 (7-45); Non-Scoring Drives: 3.2 (49-156).
OPPONENTYARDS PER PLAY—TD Drives: 0.0 (N/A); FG Drives: 5.4 (9-49); Non-Scoring Drives: 4.9 (71-348).

LONGEST PLAYS

COLORADO

Scrimmage

Yards	Opponent	Player(s)
45	Colorado State	Phillip Lindsay run (TD)
31	Colorado State	Shay Fields pass from Steven Montez (TD)
28	Colorado State	Jay MacIntyre pass from Steven Montez
14	Colorado State	Bryce Bobo from Steven Montez
13	Colorado State	Shay Fields from Steven Montez

Number of plays 20-plus yards in length: 3 (2 pass, 1 rush)
Number of plays 40-plus yards in length: 1 (0 pass, 1 rush)

Returns

Type	Yards	Opponent	Player
KICKOFF	N/A		
PUNT	N/A		
INTERCEPTION	0	Colorado State	Trey Udoffia, Evan Worthington
FUMBLE	11	Colorado State	Afolabi Laguda

Returns 20+ yards in length: 0 (0 kickoff, 0 punt, 0 interception, 0 fumble, 0 misc.)
Returns 30+ yards in length: 0 (0 kickoff, 0 punt, 0 interception, 0 fumble, 0 misc.)

OPPONENT

Scrimmage

Yards	Opponent	Player(s)
38	Colorado State	Warren Jackson pass from Nick Stevens
31	Colorado State	Detrich Clark pass from Nick Stevens
24	Colorado State	Rashaad Boddie run
19	Colorado State	Olabisi Johnson pass from Nick Stevens
19	Colorado State	Michael Gallup pass from Nick Stevens
16	Colorado State	Dalton Fackrell pass from Nick Stevens

Number of plays 20-plus yards in length:	3 (2 pass, 1 rush)
Number of plays 40-plus yards in length:	0 (0 pass, 0 rush)

Returns

Type	Yards	Opponent	Player
KICKOFF	N/A		
PUNT	N/A		
INTERCEPTION	0	Colorado State	Kevin Nutt
FUMBLE	N/A		

Returns 20+ yards in length: 0 (0 kickoff, 0 punt, 0 interception, 0 fumble, 0 misc.)
Returns 30+ yards in length: 0 (0 kickoff, 0 punt, 0 interception, 0 fumble, 0 misc.)

DRIVE ENGINEERING[illegible]

Colorado Football Statistics / 6-6-6

FIRST DOWN PASSING

Player	Att-Com-Int	Pct.	Yards	FD	TD	Long	Sacked	Rating
Steven Montez.....	11- 7- 1	63.6	42	1	0	10	0/0	77.5

FIRST DOWN RUSHING

Player	Att.	Yards	Avg.	FD	TD	Long
Phillip Lindsay.....	12	91	7.6	3	1	45t
Steven Montez.....	5	23	4.6	0	0	8
Michael Adkins II.....	1	2	2.0	0	0	2
Team	1	- 1	-1.0	0	0	- 1

FIRST DOWN RECEIVING

Player	No.	Yards	Avg.	FD	TD	Long
Bryce Bobo	4	17	4.3	0	0	6
Shay Fields	2	17	8.5	1	0	10
Devin Ross	1	8	8.0	0	0	8

ALL-PURPOSE YARDS (Top 2) G

	Plays	Rush	Rec.	PR	KOR	Total	Avg.	Avg./G
Phillip Lindsay.....	1	21	140	16	0	156	7.4	156.0
Shay Fields.....	1	6	0	78	0	78	13.0	78.0

QUARTERBACK SACKS (3-18)

Colorado State (3-18): Callier 1-8, Gamboa ½-5, Sparaco ½-5; Jackson 1-0.

THIRD-FOURTH DOWN PASSING

Player	Att-Com-Int	Pct.	Yards	FD	TD	Long	Sacked	Rating
Steven Montez.....	8- 8- 0	100.0	92	5	0	28	1/5	196.6

THIRD-FOURTH DOWN RUSHING

Player	Att.	FD/TD	Pct.	Yards	Avg.	TD	Att.-FD
Beau Bisharat	1	1	100.0	2	2.0	0	1- 1
Phillip Lindsay.....	2	1	50.0	19	9.5	0	1- 1
Steven Montez.....	1	0	0.0	0	0.0	0	0- 0
Michael Adkins.....	1	0	0.0	0	0.0	0	0- 0

THIRD-FOURTH DOWN RECEIVING

Player	No.	Yards	Avg.	FD	TD	Long
Bryce Bobo	3	28	9.3	1	0	14
Jay MacIntyre.....	1	28	28.0	1	0	28
Shay Fields	1	13	13.0	1	0	13
Devin Ross	1	12	12.0	1	0	12
Chris Bounds	1	6	6.0	0	0	6
Phillip Lindsay.....	1	5	5.0	1	0	5

SACKS BY QTR: CU 0-2-0-1 (0-OT); OPP 1-0-2-2 (0-OT)

2017 COLORADO BUFFALO SINGLE-GAME HIGHS

Individual

LONGEST SCORING RUN— 45, Phillip Lindsay vs. Colorado State
LONGEST NON-SCORING RUN— 18, Phillip Lindsay vs. Colorado State
LONGEST SCORING PASS— 31, Steven Montez to Shay Fields vs. Colorado State
LONGEST NON-SCORING PASS— 28, Steven Montez to Jay MacIntyre vs. Colorado State
LONGEST KICKOFF RETURN— N/A
LONGEST PUNT RETURN— N/A
LONGEST INTERCEPTION RETURN— 0, Trey Udoffia & Evan Worthington vs. Colo. State
LONGEST PUNT— 48, Alex Kinney vs. Colorado State
LONGEST FIELD GOAL— 48, James Stefanou vs. Colorado State
MOST TOUCHDOWNS— 1, Shay Fields & Phillip Lindsay vs. Colorado State
MOST RUSHING ATTEMPTS— 19, Phillip Lindsay vs. Colorado State
MOST RUSHING YARDS— 140, Phillip Lindsay vs. Colorado State
MOST PASS ATTEMPTS— 29, Steven Montez vs. Colorado State
MOST PASS COMPLETIONS— 21, Steven Montez vs. Colorado State
MOST INTERCEPTIONS THROWN— 2, Steven Montez vs. Colorado State
MOST PASSING YARDS— 202, Steven Montez vs. Colorado State
MOST TOUCHDOWN PASSES— 1, Steven Montez vs. Colorado State
MOST RECEPTIONS— 8, Bryce Bobo vs. Colorado State
MOST RECEIVING YARDS— 78, Shay Fields vs. Colorado State
MOST TOTAL OFFENSIVE PLAYS— 41, Steven Montez vs. Colorado State (29 pass, 12 rush)
MOST TOTAL OFFENSE— 195, Steven Montez vs. Colorado State (202 pass, -7 rush)
MOST FIELD GOALS ATTEMPTED— 2, James Stefanou vs. Colorado State
MOST FIELD GOALS MADE— 1, James Stefanou vs. Colorado State
MOST TACKLES— 12, Drew Lewis vs. Colorado State (3 UT)
MOST SOLO TACKLES— 7, Leo Jackson & Afolabi Laguda vs. Colorado State
MOST TACKLES FOR LOSS— 1, by several vs. Colorado State
MOST QUARTERBACK SACKS— 1, Jacob Carrell & Leo Jackson vs. Colorado State
MOST QUARTERBACK HURRIES— 3, Drew Lewis vs. Colorado State
MOST INTERCEPTIONS— 1, Trey Udoffia & Evan Worthington vs. Colorado State
MOST PASSES BROKEN UP— 4, Isaiah Oliver vs. Colorado State
MOST THIRD/FOURTH DOWN STOPS— 2, Jacob Callier & Trey Udoffia vs. Colorado State
MOST KNOCKDOWN BLOCKS (OL)— 1, Josh Kaiser. Colorado State
MOST SPECIAL TEAM POINTS— 2, Beau Bisharat & Lee Walker vs. Colorado State

Team Bests/Highs

MOST FIRST DOWNS— 19, vs. Colorado State
MOST RUSHING ATTEMPTS— 38, vs. Colorado State
MOST RUSHING YARDS— 143, vs. Colorado State
MOST PASS ATTEMPTS— 29, vs. Colorado State
MOST COMPLETIONS— 21, vs. Colorado State
MOST INTERCEPTIONS THROWN— 2, vs. Colorado State
MOST PASSING YARDS— 202, vs. Colorado State
MOST OFFENSIVE PLAYS— 67, vs. Colorado State
MOST TOTAL OFFENSE— 345, vs. Colorado State
FEWEST FUMBLES— 0, vs. Colorado State
MOST FUMBLES— 0, vs. Colorado State
FEWEST TURNOVERS— 2, vs. Colorado State
MOST TURNOVERS— 2, vs. Colorado State
MOST TIME OF POSSESSION— 28:43, vs. Colorado State
LONGEST TOUCHDOWN DRIVE— 94 yards (6 plays), vs. Colorado State
LONGEST FIELD GOAL DRIVE— 45 yards (8 plays), vs. Colorado State

Defensive Bests

FEWEST FIRST DOWNS ALLOWED— 23, by Colorado State
FEWEST RUSHING ATTEMPTS ALLOWED— 33, by Colorado State
FEWEST RUSHING YARDS ALLOWED— 88, by Colorado State
FEWEST PASS ATTEMPTS ALLOWED— 47, by Colorado State
FEWEST PASS COMPLETIONS ALLOWED— 24, by Colorado State
FEWEST PASSING YARDS ALLOWED— 309, by Colorado State
MOST INTERCEPTIONS— 2, vs. Colorado State
FEWEST TOTAL PLAYS ALLOWED— 80, by Colorado State
FEWEST TOTAL YARDS ALLOWED— 397, by Colorado State
MOST FUMBLES FORCED— 1, vs. Colorado State
MOST TURNOVERS GAINED— 3, vs. Colorado State
MOST PASSES BROKEN UP— 8, vs. Colorado State
MOST QUARTERBACK SACKS— 3, vs. Colorado State
MOST QUARTERBACK HURRIES— 9, vs. Colorado State
MOST TACKLES FOR LOSS— 6, vs. Colorado State

GAME-BY-GAME INDIVIDUAL CHARTS / OFFENSE

RUSHING

MICHAEL ADKINS II

	Att	Yds	Avg.	Long	TD
Colorado State	4	10	2.5	5	0
Texas State					
Northern Colorado ..					
Washington					
UCLA					
Arizona					
Oregon State					
Washington State					
California					
Arizona State					
USC					
Utah					

BEAU BISHARAT

	Att	Yds	Avg.	Long	TD
Colorado State	1	2	2.0	2	0
Texas State					
Northern Colorado ..					
Washington					
UCLA					
Arizona					
Oregon State					
Washington State					
California					
Arizona State					
USC					
Utah					

KYLE EVANS

	Att	Yds	Avg.	Long	TD
Colorado State					
Texas State					
Northern Colorado ..					
Washington					
UCLA					
Arizona					
Oregon State					
Washington State					
California					
Arizona State					
USC					
Utah					

TANNER GRZESIEK

	Att	Yds	Avg.	Long	TD
Colorado State					
Texas State					
Northern Colorado ..					
Washington					
UCLA					
Arizona					
Oregon State					
Washington State					
California					
Arizona State					
USC					
Utah					

DONOVAN LEE

	Att	Yds	Avg.	Long	TD
Colorado State					
Texas State					
Northern Colorado ..					
Washington					
UCLA					
Arizona					
Oregon State					
Washington State					
California					
Arizona State					
USC					
Utah					

PHILLIP LINDSAY

	Att	Yds	Avg.	Long	TD
Colorado State	19	140	7.4	45t	1
Texas State					
Northern Colorado ..					
Washington					
UCLA					
Arizona					
Oregon State					
Washington State					
California					
Arizona State					
USC					
Utah					

STEVEN MONTEZ

	Att	Yds	Avg.	Long	TD
Colorado State	12	-7	-0.6	8	0
Texas State					
Northern Colorado ..					
Washington					
UCLA					
Arizona					
Oregon State					
Washington State					
California					
Arizona State					
USC					
Utah					

SAM NOYER

	Att	Yds	Avg.	Long	TD
Colorado State					
Texas State					
Northern Colorado ..					
Washington					
UCLA					
Arizona					
Oregon State					
Washington State					
California					
Arizona State					
USC					
Utah					

PASSING

STEVE MONTEZ

	A-C-I	Yds	Long	TD	Rating
Colorado State	29-21-2	202	31t	1	128.5
Texas State					
Northern Colorado ..					
Washington					
UCLA					
Arizona					
Oregon State					
Washington State					
California					
Arizona State					
USC					
Utah					

SAM NOYER

	A-C-I	Yds	Long	TD	Rating
Colorado State					
Texas State					
Northern Colorado ..					
Washington					
UCLA					
Arizona					
Oregon State					
Washington State					
California					
Arizona State					
USC					
Utah					

RECEIVING

BRYCE BOBO

	No	Yds	Avg.	Long	TD
Colorado State	8	49	6.1	14	0
Texas State					
Northern Colorado ..					
Washington					
UCLA					
Arizona					
Oregon State					
Washington State					
California					
Arizona State					
USC					
Utah					

CHRIS BOUNDS

	No	Yds	Avg.	Long	TD
Colorado State	1	6	6.0	6	0
Texas State					
Northern Colorado ..					
Washington					
UCLA					
Arizona					
Oregon State					
Washington State					
California					
Arizona State					
USC					
Utah					

KABION ENTO

	No	Yds	Avg.	Long	TD
Colorado State					
Texas State					
Northern Colorado ..					
Washington					
UCLA					
Arizona					
Oregon State					
Washington State					
California					
Arizona State					
USC					
Utah					

KYLE EVANS

	No	Yds	Avg.	Long	TD
Colorado State					
Texas State					
Northern Colorado ..					
Washington					
UCLA					
Arizona					
Oregon State					
Washington State					
California					
Arizona State					
USC					
Utah					

SHAY FIELDS

	No	Yds	Avg.	Long	TD
Colorado State	6	78	13.0	31t	1
Texas State					
Northern Colorado ..					
Washington					
UCLA					
Arizona					
Oregon State					
Washington State					
California					
Arizona State					
USC					
Utah					

JOHNNY HUNTLEY

	No	Yds	Avg.	Long	TD
Colorado State	0	0	0.0	0	0
Texas State					
Northern Colorado ..					
Washington					
UCLA					
Arizona					
Oregon State					
Washington State					
California					
Arizona State					
USC					
Utah					

DYLAN KEENEY

	No	Yds	Avg.	Long	TD
Colorado State					
Texas State					
Northern Colorado ..					
Washington					
UCLA					
Arizona					
Oregon State					
Washington State					
California					
Arizona State					
USC					
Utah					

DONOVAN LEE

	No	Yds	Avg.	Long	TD
Colorado State					
Texas State					
Northern Colorado ..					
Washington					
UCLA					
Arizona					
Oregon State					
Washington State					
California					
Arizona State					
USC					
Utah					

PHILLIP LINDSAY

	No	Yds	Avg.	Long	TD
Colorado State	2	16	8.0	11	0
Texas State					
Northern Colorado ..					
Washington					
UCLA					
Arizona					
Oregon State					
Washington State					
California					
Arizona State					
USC					
Utah					

JAY MacINTYRE

	No	Yds	Avg.	Long	TD
Colorado State	1	28	28.0	28	0
Texas State					
Northern Colorado ..					
Washington					
UCLA					
Arizona					
Oregon State					
Washington State					
California					
Arizona State					
USC					
Utah					

DEVIN ROSS

	No	Yds	Avg.	Long	TD
Colorado State	2	20	10.0	12	0
Texas State					
Northern Colorado ..					
Washington					
UCLA					
Arizona					
Oregon State					
Washington State					
California					
Arizona State					
USC					
Utah					

LAVISKA SHENAULT, Jr.

	No	Yds	Avg.	Long	TD
Colorado State	0	0	0.0	0	0
Texas State					
Northern Colorado ..					
Washington					
UCLA					
Arizona					
Oregon State					
Washington State					
California					
Arizona State					
USC					
Utah					

LEE WALKER

	No	Yds	Avg.	Long	TD
Colorado State	0	0	0.0	0	0
Texas State					
Northern Colorado ..					
Washington					
UCLA					
Arizona					
Oregon State					
Washington State					
California					
Arizona State					
USC					
Utah					

JUWANN WINFREE

	No	Yds	Avg.	Long	TD
Colorado State	1	5	5.0	5	0
Texas State					
Northern Colorado ..					
Washington					
UCLA					
Arizona					
Oregon State					
Washington State					
California					
Arizona State					
USC					
Utah					

GAME-BY-GAME INDIVIDUAL CHARTS / DEFENSE

DEFENSIVE

JACOB CALLIER, OLB

Plays	UT,AT-TT	TFL	PD	3DS	Other
Colorado State	23	1,0—0	1-8	0	2 2-QBH
Texas State					
Northern Colorado					
Washington					
UCLA					
Arizona					
Oregon State					
Washington State ..					
California					
Arizona State					
USC					
Utah					

TIMOTHY COLEMAN, OLB

Plays	UT,AT-TT	TFL	PD	3DS	Other
Colorado State	15	0,0—0	0-0	0	0
Texas State					
Northern Colorado					
Washington					
UCLA					
Arizona					
Oregon State					
Washington State ..					
California					
Arizona State					
USC					
Utah					

JAVIER EDWARDS, DT

Plays	UT,AT-TT	TFL	PD	3DS	Other
Colorado State	40	2,1—3	0-0	0	0
Texas State					
Northern Colorado					
Washington					
UCLA					
Arizona					
Oregon State					
Washington State ..					
California					
Arizona State					
USC					
Utah					

NICK FISHER, CB

Plays	UT,AT-TT	TFL	PD	3DS	Other
Colorado State		-----INJ-----			
Texas State					
Northern Colorado					
Washington					
UCLA					
Arizona					
Oregon State					
Washington State ..					
California					
Arizona State					
USC					
Utah					

JASE FRANKE, DE/DT

Plays	UT,AT-TT	TFL	PD	3DS	Other
Colorado State	32	1,1—2	0-0	0	0 QH,CI
Texas State					
Northern Colorado					
Washington					
UCLA					
Arizona					
Oregon State					
Washington State ..					
California					
Arizona State					
USC					
Utah					

GEORGE FRAZIER, DE

Plays	UT,AT-TT	TFL	PD	3DS	Other
Colorado State		-----DNP-----			
Texas State					
Northern Colorado					
Washington					
UCLA					
Arizona					
Oregon State					
Washington State ..					
California					
Arizona State					
USC					
Utah					

RICK GAMBOA, ILB

Plays	UT,AT-TT	TFL	PD	3DS	Other
Colorado State	80	3,8—11	1-5	1	1 ½-QBS
Texas State					
Northern Colorado					
Washington					
UCLA					
Arizona					
Oregon State					
Washington State ..					
California					
Arizona State					
USC					
Utah					

TERRAN HASSELBACH, OLB

Plays	UT,AT-TT	TFL	PD	3DS	Other
Colorado State	16	1,0—1	1-1	0	1 ...
Texas State					
Northern Colorado					
Washington					
UCLA					
Arizona					
Oregon State					
Washington State ..					
California					
Arizona State					
USC					
Utah					

LEO JACKSON III, DE

Plays	UT,AT-TT	TFL	PD	3DS	Other
Colorado State	71	7,1—8	1-3	0	0 QBS,TZ
Texas State					
Northern Colorado					
Washington					
UCLA					
Arizona					
Oregon State					
Washington State ..					
California					
Arizona State					
USC					
Utah					

AKIL JONES, ILB

Plays	UT,AT-TT	TFL	PD	3DS	Other
Colorado State		-----INJ-----			
Texas State					
Northern Colorado					
Washington					
UCLA					
Arizona					
Oregon State					
Washington State ..					
California					
Arizona State					
USC					
Utah					

AFOLABI LAGUDA, S

Plays	UT,AT-TT	TFL	PD	3DS	Other
Colorado State	80	7,4—11	1-3	0	0 FF,FR
Texas State					
Northern Colorado					
Washington					
UCLA					
Arizona					
Oregon State					
Washington State ..					
California					
Arizona State					
USC					
Utah					

DREW LEWIS, ILB

Plays	UT,AT-TT	TFL	PD	3DS	Other
Colorado State	79	3,9—12	1-5	0	1 3-QBH
Texas State					
Northern Colorado					
Washington					
UCLA					
Arizona					
Oregon State					
Washington State ..					
California					
Arizona State					
USC					
Utah					

DEREK MCCARTNEY, OLB

Plays	UT,AT-TT	TFL	PD	3DS	Other
Colorado State	74	6,0—6	0-0	0	0 QBH
Texas State					
Northern Colorado					
Washington					
UCLA					
Arizona					
Oregon State					
Washington State ..					
California					
Arizona State					
USC					
Utah					

RYAN MOELLER, S/OLB

Plays	UT,AT-TT	TFL	PD	3DS	Other
Colorado State	80	6,2—8	0-0	1	1 2-TZ
Texas State					
Northern Colorado					
Washington					
UCLA					
Arizona					
Oregon State					
Washington State ..					
California					
Arizona State					
USC					
Utah					

CHRIS MULUMBA, DE

Plays	UT,AT-TT	TFL	PD	3DS	Other
Colorado State	42	2,1—3	0-0	0	0
Texas State					
Northern Colorado					
Washington					
UCLA					
Arizona					
Oregon State					
Washington State ..					
California					
Arizona State					
USC					
Utah					

ISAIAH OLIVER, CB

Plays	UT,AT-TT	TFL	PD	3DS	Other
Colorado State	80	2,0—2	0-0	4	0
Texas State					
Northern Colorado					
Washington					
UCLA					
Arizona					
Oregon State					
Washington State ..					
California					
Arizona State					
USC					
Utah					

DANTE SPARACO, OLB

Plays	UT,AT-TT	TFL	PD	3DS	Other
Colorado State	8	1,0—1	1-5	0	1 ½-QBS
Texas State					
Northern Colorado					
Washington					
UCLA					
Arizona					
Oregon State					
Washington State ..					
California					
Arizona State					
USC					
Utah					

DANTE SPARACO, ILB

Plays	UT,AT-TT	TFL	PD	3DS	Other
Colorado State	8	1,0—1	1-5	0	0 ½-QBS
Texas State					
Northern Colorado					
Washington					
UCLA					
Arizona					
Oregon State					
Washington State ..					
California					
Arizona State					
USC					
Utah					

LYLE TUULOMA, D CB

Plays	UT,AT-TT	TFL	PD	3DS	Other
Colorado State	14	2,0—2	0-0	0	0
Texas State					
Northern Colorado					
Washington					
UCLA					
Arizona					
Oregon State					
Washington State ..					
California					
Arizona State					
USC					
Utah					

DANTE WIGLEY, CB

Plays	UT,AT-TT	TFL	PD	3DS	Other
Colorado State	3	0,0—0	0-0	0	0
Texas State					
Northern Colorado					
Washington					
UCLA					
Arizona					
Oregon State					
Washington State ..					
California					
Arizona State					
USC					
Utah					

EVAN WORTHINGTON, S

Plays	UT,AT-TT	TFL	PD	3DS	Other
Colorado State	63	5,3—8	0-0	0	0 INT,TZ
Texas State					
Northern Colorado					
Washington					
UCLA					
Arizona					
Oregon State					
Washington State ..					
California					
Arizona State					
USC					
Utah					

DRIVE ENGINEERING

DRIVE ENGINEERING	Drives										Points		Pts./		Quarterback		**Directing Offense			
	Started	TD	FG	FGA	PNT	DWN	TRN	SAF	CLK	RPL	Yielded	Drive	Drive Efficiency*		Plays	Yards	Avg.	3 & Out		
STEVEN MONTEZ	12	2	1	1	5	0	2	0	1	0	17	1.42	25.0%	36.4%	65	347	5.33	3		
COLORADO	12	2	1	1	5	0	2	0	1	(2)	17	1.42	25.0%	36.4%	65	347	5.33	3		
OPPONENTS	12	0	1	0	5	3	3	0	0	(0)	3	0.25	8.3%	8.3%	80	397	4.96	2		

*—second number is the percentage the QB has put his team in position to score, allowing for missed field goals, minus drives ended by the clock and if replaced.

**—excludes kneel-downs, spiked passes and fake/muffed punt plays when not actually directing offense: Montez 2-(-2); Opponents 0-0.

KICKOFF ANALYSIS

KICKOFF ANALYSIS														No.						Opp.		OSY		ASY	
Kicker	Total	Ret.	Yards	(Avg.)	FC	MF	NA	TB	(EZ+)	In20/25	OB	OnS	SQB	OSY	Ret.	ASY	Ret.								
D. PRICE.....	4	0	296	74.0	0	0	0	4	(3)	0 / 0	0	(0)	(0)	100	N/A	O 25								
OPPONENTS	2	0	148	74.0	0	0	0	2	(1)	0 / 0	0	(0)	(0)	50	N/A	C 25								

KICKOFF KEY: MF—muffed; NA—no attempt at a return; EZ+—through or over end zone; OSY—Opponent Starting Yardline;

ASY—Average Starting Yardline; Ret—averages using returned kicks only. Onside (OnS), short squibs (SQB) and free kicks are omitted in figuring the above; out-of-bounds are not; returns may not add to team totals due to those credited on on-side kicks; free kicks following safeties NOT included. **FREE KICKS (Punt Style):** Colorado 0, Opponents 0.

YARDAGE SUMMARY

Team	Plays		20+		10+		5+		1-4		0		Neg.
	Plays	Yards	Plays	Yards	Plays	Yards	Plays	Yards	Plays	Yards	Plays	Yards	
Colorado.....	67	3	13	31	15	11	10						
Opponent.....	80	3	18	32	14	28	6						

FIRST DOWN TENDENCIES

	Rushing-----			*Passing-----			OVERALL-----			Times Gained-----			Miscellany-----								Second Half		
	Plays	Yards	Avg.	Plays	Yards	Avg.	Plays	Yards	Avg.	20+	10+	5+	2-	0	Neg.	TD	QBS	TO	FD	2-&10+	Att.	Yards	Avg.
COLORADO.....	19	115	6.1	11	42	3.8	30	157	5.23	1	4	12	13	5	3	1	0	1	4	10	16	50	3.1
Opponents.....	17	69	4.1	18	146	8.1	35	215	6.14	2	9	15	16	10	2	0	0	2	9	12	18	171	9.5

*—kept like the NFL in that quarterback sacks are deducted from passing to present the accurate picture.

YARDS GAINED ANALYSIS

[Third down plays replayed due to penalty but yards awarded: Colorado 0, Opponents 0.]

Team	1st Down-----			2nd Down-----			3rd Down-----			4th Down-----			Season-----			*By Quarter-----				Opp. Territory-----			Breakdown-----		
	Att.	Yards	Avg.	Att.	Yards	Avg.	Att.	Yards	Avg.	Att.	Yards	Avg.	Att.	Yards	Avg.	1st	2nd	3rd	4th	Att.	Yards	Avg.	+	0	-
COLORADO.....	30	157	5.2	23	80	3.5	14	108	7.7	0	0	0.0	67	345	5.14	128	82	86	49	25	172	6.9	46	11	10
Opponents.....	35	215	6.1	24	94	3.9	18	98	5.4	3	-10	-3.3	80	397	4.96	59	96	88	154	29	63	2.2	46	28	6

*—Overtime Yards: N/A. Drives In Opponent Territory (minus those with 50+scores): Colorado 5/12 (41.7%, 34.4 yards per drive); Opponent 6/12 (50.0%, 5.6 ypd)

THIRD DOWN EFFICIENCY ANALYSIS

[4th-&1: Colorado 0-0 (0-0 rush, 0-0 pass), Opponents 0-0 (0-0 rush, 0-0 pass)]

THIRD DOWN EFFICIENCY ANALYSIS

4TH & 17: Colorado 0-0 (0-0 rush, 0-0 pass); Opponents 0-0 (0-0 rush, 0-0 pass)

Team	3rd Down and-----														Second-----				
	1	2	3	4	5	6	7	8	9	10	11-14	15-19	20+	RUSH	PASS	QBS	Half/OT	TOTAL	PCT.
COLORADO	2- 2	0- 1	1- 2	0- 0	1- 1	1- 1	1- 3	0- 0	0- 0	0- 1	1- 1	0- 0	0- 2	2- 5	5- 9	1	4- 8	7- 14	50.0
Opponents	1- 2	2- 2	0- 0	0- 0	0- 3	0- 0	1- 1	1- 1	0- 0	4- 6	0- 0	0- 2	0- 1	2- 3	7-15	1	3- 5	9- 18	50.0

AVERAGE YARDS TO GO: Colorado 7.4 (14/104); Opponents 8.4 (18/151). **SECOND DOWN EFFICIENCY:** Colorado 6-23 (26.1%; 1-4 yds: 2-5); Opponent 5-24 (20.8%; 1-4 yds: 2-2).

TURNOVER ANALYSIS

	Opp/CU			Own Territory-----							Opponent Territory-----							By Quarter-----						Last 2 Min./OT**		
Team	TO	PTS	(TD,FG)	Pct.(Pts.)	EZ/G-10	11-20	21-30	31-40	41-50	49-40	39-30	29-20	19-10	9-6/EZ	=	Total	(TD*)	1st	2nd	3rd	4th	OT	1st-H	2nd-H		
COLORADO	2	0	(0,0)	0.0 (3)	0	0	0	0	1	0	0	0	0	1	=	2	(0)	0	1	0	1	0	0	(0)	0	(0)
Opponents	3	0	(0,0)	0.0 (17)	0	0	0	0	0	0	0	1	1	1	=	3	(0)	0	0	1	2	0	0	(0)	1	(0)

First Offensive Play After Gaining TO: Colorado 2-2, 1.0 avg., 3 long, 0 TD (2-2 rush/0-0-0, 0 TD pass; 1 penalty); Opponent: 2-16, 8.0 avg., 16 long, 0 TD (0-0 rush/2-1-0, 16 pass).

*—interception or fumble returns for a touchdown; **—number in parenthesis is number of turnovers in last 2-minutes while team is protecting lead or trying to tie or go ahead.

YARDS LOST DUE TO PENALTIES

	Colorado	Opponent
Times Penalized After Offensive Gain.....	1	4
Yards Lost Due To Penalties.....	19	117
Touchdowns Cost (Field Goals Cost).....	0 (0)	2 (0)
First Downs Lost.....	1	4

GOAL-TO-GO SITUATIONS

	Summary-----								GTG Plays-----			1-Yard Line	
Team	Total	TD	FG	FGA	TO	DWN	CLK	ROC	Plays	TDs	Pct.	Plays	TDs
COLORADO.....	0	0	0	0	0	0	0	(0)	0	0	0.0	0	0
OPPONENTS.....	0	0	0	0	0	0	0	(0)	0	0	0.0	0	0

EXPANDED PUNTING

Player	Punts	Yards	Avg.	Spot	Ret.	Yards	Return	Return	Returned	Avg.	In20 / 15 / 10 / 5	TB	FC	60+	No.	Yds.	Avg.	No.-Yds (In20)	No.	Yds.	Avg.
ALEX KINNEY	5	205	41.00	C38	0	0	0.0	0	100.0	41.00	4 / 3 / 0 / 0	0	2	0	1	45	45.0	1-26 (1)	4	179	44.8
Average Spot—yardline where punts average from: Kinney 5/190. Left-footed punts: none.																					

Average Spot—yardline where punts average from: Kinney 5/190. Left-footed punts: none.

AVERAGE STARTING FIELD POSITION

	Colorado	Opponent
Drives Started.....	12	12
Cumulative Starting Yardlines.....	325	31
Average Field Position.....	C27	O26
Drives Started In Plus Territory.....	0	1
Scores/TD,FG.....	0/0/0	0/0/0
FGA/Punts/Downs/Clock.....	0/0/0/0	0/0/1/0
Turnovers/Ran Out Clock.....	0/0	0/0
Points.....	0	0
Drives Started Inside/At Own 20.....	4 (3/1)	4 (3/1)
Points Scored (TD/FG).....	7 (1/0)	0 (0/0)

SCORING PERCENTAGE INSIDE-THE-20 (Red Zone)

	Colorado	Opponent
Times Penetrated Opponent 20.....	1	2
Total Scores.....	0	1
Touchdowns (Rush/Pass).....	0 (0/0)	0 (0/0)
Field Goals-Attempts.....	0-1	1-1
Turnovers/Downs/Punts/Clock.....	0/0/0/0	1/0/0/0
Scores From Outside The RZ/TD,FG.....	3/2,1	0/0/0
Scoring Percentage (TD Pct.).....	0.0 (0.0)	50.0 (0.0)
Total Red Zone Plays/Yards (Avg.).....	2/-14 (-7.0)	4/0 (0.0)
Third Down Efficiency.....	0-1/0.0	0-1/0.0
Fourth Down Efficiency.....	0-0/0.0	0-0/0.0
*Ran Out Clock Not Trying To Score.....	0	0

(*—not included in total count above; the 20 IS NOT in the Red Zone)

FIRST DOWNS EARNED

Player	Rush		Pass	Rec.	Total (3/4)	
	Plays	Yards	Plays	Yards	Plays	Yards
STEVEN MONTEZ.....	0	9	0	—	9	(5)
PHILLIP LINDSAY.....	6	0	1	—	7	(2)
SHAY FIELDS.....	0	0	5	—	5	(1)
BEAU BISHARAT.....	1	0	0	—	1	(1)
BRYCE BOBO.....	0	0	1	—	1	(1)
JAY MacINTYRE.....	0	0	1	—	1	(1)
DEVIN ROSS.....	0	0	1	—	1	(1)

FUMBLES

Player	No-Lost
none	

MISCELLANEOUS

	Colorado	Opponent
Points Scored Last 2 Minutes (Total/1st, 2nd)	0/0,0	0/0,0