



UNIVERSITY OF COLORADO BUFFALOES / SPORTS INFORMATION SERVICE

www.CUBuffs.com

2150 Stadium Drive (574 Champions Center), 357 UCB, Boulder, CO 80309-0357

© 2017 CU Athletics

Telephone 303/492-5626 (FAX: 303/492-3811; E-mail (FB contacts): david.plati@colorado.edu; jason.clay@colorado.edu)

David Plati (Associate AD/SID), Jason Clay (Associate SID), Troy Andre (Associate SID/CUBuffs.com M.E.), Linda Sprouse (Associate SID), Andy Schlichting (Assistant SID), Maggie Still (Assistant SID), Neill Woelk (Contributing Editor/CUBuffs.com), Ryan Megay (Grad Asst./Football)

2017 COLORADO BUFFALO FOOTBALL WEEKLY RELEASE, NOTES & STATISTICS

CU vs. UCLA

GAME 5

BUFFS TO LEAVE CONFINES OF STATE'S BORDERS FOR THE FIRST TIME IN '17

SATURDAY, SEPTEMBER 30, 2017 ● 8:36 p.m. MDT ● Rose Bowl Stadium (80,616) ● Pasadena, Calif.

RELEASE NUMBER 5 (September 25, 2017)

ESPN2 (National) | KOA-RADIO | CUBUFFS.COM (Live Stats)

BUFFALO BITS ...

The **Colorado Buffaloes** (3-1, 0-1 Pac-12) hit the road for the first time this year, as in leaving the state's borders, traveling to Pasadena to take on the **UCLA Bruins** (2-2, 0-1 Pac-12) in an 8:36 p.m. MDT kickoff at the Rose Bowl ... CU is still receiving votes in both polls, but hasn't been in the top 25 in September since 2003 ... After four straight games inside the state of Colorado's borders, the Buffaloes hit the road for the first time this weekend, the first of five Pac-12 road games in 2017 ... This is UCLA's "white out" game, where it will wear all white uniforms and urging the crowd to wear white as well; as a result, the Buffs will don all black (helmet, jersey and pant) ... Colorado opened **3-0** for the 41st time in its 128-year history, but for the first time since 2008 and just the second time since opening 5-0 in 1998 (3-0 also in 2004; 1998 remains the last time the Buffs were 4-0 – Rick Neuheisel's final year as head coach before moving on to Washington in 1999) ... The Buffaloes are coming off a 37-10 home loss to No. 6/7 Washington; CU opened with a dominant drive to take a 7-0 lead, but much like the 2016 Pac-12

Championship game, the Huskies rallied to take a 10-7 halftime lead and then methodically pulled away for the win ... UCLA dropped a 58-34 decision at Stanford, leading at one point 13-6 in the second quarter before the Cardinal got rolling and out scored the Bruins, 52-21, over the final 34 minutes (the teams combined for 1,148 yards, Stanford rushing for 405 and UCLA passing for 480) ... The Buffs snapped a five-game losing streak to the Bruins with a 20-10 win on a Thursday night in Boulder last Nov. 3 ... Colorado remains just two away from 700 all-time wins, as the Buffs own a record of **698-495-36** (a .583 winning percentage), as the Buffaloes are 25th on the all-time win list and is 36th in all-time winning percentage (29th for those schools with 1,000 or more games played in Division I-A) ... The Buffs return home for its annual Family Weekend game on Oct. 7, hosting Arizona in a 6 p.m. game ... [CUBuffs.com/media](#) as your one stop for everything, including our on-line media guide and live stats.

[DEPTH CHART ON PAGE 56; ROSTER ON PAGES 57-59](#)

CU-UCLA (ESPN2/National): **Mark Jones** (play-by-play) / **Rod Gilmore** (color) / **Quint Kessenich** (sideline reporter) / **Mandy Cohen** (producer)

STAT OF THE WEEK

Colorado was **3-1** on the road in Pac-12 play in 2016, and has its road league opener this Saturday at UCLA. The Buffs held a **117-88** scoring edge in those games last year, as it was the first time since 2002 that Colorado had a winning record on the road in league play (going 3-1 in the Big 12). The Buffs won at Oregon, then lost at USC and won the last two at Stanford and Arizona; CU will be gunning for its first three-game winning streak on the road since the 2004-05 seasons, when it won at Kansas and Nebraska in '04 and then at Oklahoma State in '05.

OBSCURE NOTE OF THE WEEK

It took **201** minutes and **4** seconds for Colorado to have its first kickoff return of the 2017 season. Opponents had just eight kickoffs heading into the CU-Washington game, all going for touchbacks (six of those were through the end zone, the other two to the back of the zone). Freshman WR K.D. Nixon had the honor of returning the first kickoff of the season, and raced 27 yards with it. The Buffs, between Nixon and redshirt frosh **CB Ronnie Blackmon**, would return five kickoffs for 111 yards in the game (22.2 per).

2017 COLORADO SCHEDULE & RESULTS (3-1, 0-1 Pac-12)

Date	CU*	Opponent	Opp*	TV	Result/Time	2017 Record	Series	This-N-That or '16 rewind
Sept. 1	RV	Colorado State (N: Denver)	NR	PAC12	W 17-3	2-2	65-22-2	Buffs go up 17-0 early, play first scoreless second half in eight seasons
SEPT. 9	RV	TEXAS STATE	NR	PAC12	W 37-3	1-3	1- 0-0	Second straight game not allowing a TD a first to open a season since 1958
SEPT. 16	RV	NORTHERN COLORADO	NR	PAC12	W 41-21	2-1	10- 2-0	CU wins first meeting with former in-state rival since 1934 game in Greeley
SEPT. 23	RV	+ WASHINGTON (N)	7	FS-1	L 10-37	4-0	5-11-1	Game plays out eerily similar to '16 Pac-12 title game, as UW pulls away in 3Q
Sept. 30	RV	+ at UCLA	NR	ESPN2	8:36 pm	2-2	3- 9-0	Buffs win defensive battle, hold Bruins to 210 yards in first win in series since '03
OCT. 7		+ ARIZONA (FW)		PAC12	6:00 pm	2-2	14- 5-0	A 28-0 run over 20-minute span jumps score from 14-10 to 42-10 late in 3rd Qtr
Oct. 14		+ at Oregon State		TBA	TBA	1-3	4- 5-0	Largest margin of victory in a league game in 24 years; best start (4-1) since '05
Oct. 21		+ at Washington State		TBA	TBA	4-0	6- 4-0	Liufau rolls up 453 total yards as CU outscorers WSU 17-0 over final 16 minutes
OCT. 28		+ CALIFORNIA (HC)		TBA	TBA	3-1	3- 5-0	Last meeting in 2014 a wild one: Cal rallies for 59-56 win in 2OT in Berkeley
Nov. 4		+ at Arizona State		TBA	TBA	2-2	1- 7-0	Buffs finally break through against Sun Devils, rush for 315 yards and 5 TDs
NOV. 11		+ SOUTHERN CALIFORNIA		TBA	TBA	4-0	0-11-0	USC leads 14-0 at half, CU ties game in fourth but Trojans fend off comeback
Nov. 25		+ at Utah		TBA	TBA	4-0	32-28-3	Win clinches Pac-12 South title; last six games in series decided by 32 points
Dec. 1		Pac-12 Championship Game (N)		ESPN	at Santa Clara, Calif.			Buffs made first appearance in league title game in 2016 (L, 10-41 to Washington)

(KEY: *—AP rank at time of game; +—Pac-12 Conference game; N—Night game; HC—Homecoming; FW—Family Weekend.)

COLORADO MEDIA SERVICES

Head coach **Mike MacIntyre** holds a **Tuesday press luncheon**, located in the Champions Center (third floor, room 319). All will start at 11:30 a.m. with lunch, followed by MacIntyre promptly at Noon and select players before and/or afterwards depending on class conflicts. This year's dates: **Aug. 29; Sept. 5-12-19-26; Oct. 3-10-17-24-31; Nov. 7-21-28; Dec. 5-TBA** (bowl). The **press conference portions are streamed live** on www.CUBuffs.com (in the BuffsTV area); press conferences on CUBuffs.com do not require access codes. (**TV Pool Assignments for 2017**: KCNC will coordinate all CU press luncheons).

MacIntyre can be heard Tuesdays (Aug. 29-Nov. 21) on the **Pac-12 Teleconference Call** at 11:25 a.m. MT, with a taped replay available after 4 p.m. MT those afternoons. All 12 coaches participate; for access numbers to the conference call and the replay, e-mail David Plati (david.plati@colorado.edu) with audio files available at www.pac-12.com.

Video highlights of CU games are available through the Pac-12 Network/Digital Xchange. There are some restrictions; contact **Duane Lindberg** to coordinate your needs (dlindberg@pac-12.org).

The **Pac-12 Networks** are available nationwide through many platforms; check with local cable or satellite subscribers for more info. Comcast and Time Warner carry the Network in Colorado and DISH Network is the league's satellite provider. In the Boulder-Denver area: Comcast 430 & 431 (840 HD); Pac-12 DISH channels include 406 and 413 (along with 5453 and 5454 in its auxiliary area).

The **Colorado locker room** (home and road) is closed after games; following the customary 10-minute cooling off period, players will be available (a list will be solicited immediately following the game; no cutoff to request players).

Colorado's **football practices** are generally closed (to the media and public), but have a 25-30 minute window open for any media photography/video needs (follow parameters listed in CU's media policies). Thursday & Friday practices are entirely closed (except to network TV).

This year's standard **meeting/practice schedule** (mountain time): **Sunday**: Off; **Monday**: 7:00-9:40 meetings/9:50-10:50 practice; **Tuesday**: 7:45/9:10-10:55; **Wednesday**: 7:30/8:35-10:30; **Thursday**: 8:45/9:55-10:55 practice; **Friday**: 9:00/10:20-11:00 walkthrough (home games), 9:00/9:50-10:30 (road games).

Interviews with Colorado players are allowed post-practice on Mondays, Tuesdays and Wednesdays. Phone interviews with media are allowed all three days in all time slots. Interviews on Sundays are at the discretion of the player, as it being the standard player day off, CU can't arrange due to NCAA rules.

Collegepressbox.com is the official media website for Division I (FBS) football. Access weekly game notes, quotes, statistics, media guides, headshots, logos and more for all major conferences and their member schools. Login information will be distributed to accredited media or you can apply for a password at www.collegepressbox.com/password.

CU On-Line Photo Database. The CU SID office has an online photo database that allows registered members of the media instant access to

obtain head shots of all CU coaches and athletes as well as action shots of key players. Registration is easy: for a login and password, simply log on to www.cubuffs.com/photodatabase. Registration can also be found through CUBuffs.com by selecting "Sports Information" from the "Athletics" menu located on the top navigation bar and click on "Enter Media Center."

The **Pac-12 Mountain Network** is the television home of the Buffaloes; it produces a variety of programming featuring all 12 member institutions.

THE BUFFS ON THE INTERNET

The official CU site on the Internet can be found at www.CUBuffs.com, which has the most up-to-date information, releases, game notes, press conference broadcasts (free), articles by former *Boulder Camera* sportswriter Neill Woelk and podcasts/video by the voice of the Buffs, Mark Johnson. Go to www.CUBuffs.com/, click on Multimedia and then click on Football Media Center (second column under For The Media). It will link you to everything you'll need to know about CU football. Breaking news with the program will be found here first every time and delivered in full without others editing out what they might deem unessential or don't have room for.

Stats. A live in-game stats link is available for media only in the press box.

Audio. CU football can be heard (free) on the Internet at either CUBuffs.com or KOA-Radio (or its sister station, KDSP/AM760). Links: www.CUBuffs.com, www.850koa.com, www.am760.net.

BuffsTV. Through the Pac-12, "BuffsTV" offers the opportunity to listen and/or watch live game action along with weekly features; find it here: <http://www.cubuffs.com/mediaPortal/player.dbm?id=3093348>.

THE BUFFS ON THE AIRWAYS

KOA-Radio in Denver (850 AM & 94.1 FM; KDSP 760 AM when conflicts) originates the CU Football Network, with **Mark Johnson** in his 14th year as the play-by-play voice of the Buffs. **Former CU head coach Gary Barnett** (analysis) is in his second full season on the broadcasts. Sideline duties will be handled by **Andy Lindahl, Bobby Pesavento** and **Mike Pritchard**. Cities on the network in addition to KOA: Aspen (KNFO/106.1FM, which serves Redstone, 105.7FM, Roaring Fork, 94.3FM, Thomasville, 96.3FM and Vail, 105.5FM), Buena Vista (KBVCm 104.1FM), Glenwood Springs (KTMS/96.1FM & 99.1FM), Fort Morgan (KRFD/100.1FM), Grand Junction (KTMM/1340AM), Rifle (KNAM/1490 AM) and Steamboat Springs (KTYV/ 98.9FM). KOA has been the home to CU football for 73 of the last 76 years. *Both stations will stream the game live on the Internet.*

The **CU Coaches Radio Show** originates from Fate Brewery (1600 38th St., Boulder) Thursdays from 12:30-1:30 p.m. (Aug. 31-Nov. 21); Johnson and Barnett host (the show will be taped and air later that day on KOA, or AM760 if a conflict with Rockies baseball, between 7-8 p.m.). The show will be taped and air earlier in the week for the Utah (Nov. 25) game.

Satellite Radio: Sirius-XM is the satellite home of the Buffs; the CU-UCLA game (UCLA broadcast) will be on **Sirius Channel 119** (also XM 201/Internet 961).

PRONUNCIATION GUIDE

Coaches/Staff

ShaDon **BROWN** (shay-don)
Darrin **CHIAVERINI** (shiv-ah-ree-knee)
Darian **HAGAN** (hay-gun)

Players

- 57 Sam **BENNION** (ben-yun)
- 35 Beau **BISHARAT** (bish-er-rot)
- 4 Bryce **BOBO** (bo-bo)
- 44 Jacob **CALLIER** (cal-e-yea)
- 88 Curtis **CHIAVERINI** (shiv-ah-ree-knee)
- 89 Kevin **DEMENT** (duh-ment)
- 9 Javier **EDWARDS** (ha-vee-air)
- 17 **KABION ENTO** (kay-be-on / N-toe)
- 8 Alex **FONTENOT** (font-en-know)
- 56 **JASE FRANKE** (rhymes w/case; frank-E)
- 45 Tanner **GRZESIEK** (gress-ick)
- 64 Aaron **HAIGLER** (Hague-ler)
- 13 Shamar **HAMILTON** (shuh-mar)
- 96 **TERRAN HASSELBACH** (tare-run / hass-el-back)
- 46 Trent **HEADLEY** (head-lee)
- 29 **URYAN** Hudson (you-ryan)
- 10 **JAYLON JACKSON** (jay-lynn)
- 36 **AKIL** Jones (ah-keel)
- 75 Josh **KAISER** (ky-zer)
- 68 **GERRAD KOUGH** (jair-ed / coe)
- 1 **AFOLABI LAGUDA** (ah-foe-lobby / la-goo-duh)
- 56 Tim **LYNOTT** (lynn-knot)
- 74 Chance **LYTLE** (lie-tull, hard T)
- 7 Tyler **LYTLE** (lie-dull, soft T)
- 93 Michael **MATHEWES** (mathews)
- 98 **NICO MAGRI** (knee-co mah-gree)
- 25 Ryan **MOELLER** (mole-er)
- 15 Chris **MULUMBA** (muh-lum-bah)
- 15 Sam **NOYER** (noy-er)
- 66 Grant **POLLEY** (poly)
- 85 Jared **POPLAWSKI** (pop-law-ski)
- 65 Colby **PURSELL** (per-sell)
- 3 Derrion **RAKESTRAW** (rake-straw)
- 90 **TERRIEK** Roberts (terr-reek)
- 39 **JAISEN** Sanchez (jy-son, as in tyson)
- 3 **LAVISKA SHENAULT** (luh-visk-uh shuh-nault)
- 10 Dante **SPARACO** (spuh-rock-oh)
- 48 James **STEFANOU** (steff-ah-know)
- 55 Brett **TONZ** (rhymes with bronze)
- 22 Kyle **TREGO** (tree-go)
- 72 Lyle **TUULOMA** (two-E-loma)
- 8 Trey **UDOFFIA** (U-doe-fee-ah)
- 4 Dante **WIGLEY** (wig-lee)
- 50 Frank **UMU** (ooh-moo)
- 9 **JUWANN** Winfree (juh-juan)

ROSTER CHANGES/DUPE I.D.'s

Number Changes: **WR Johnny Huntley** (#10, was #6); **QB/H T.J. Patterson** (#18, was #42); **CB Trey Udoffia** (#8; was #5).

DUPE NUMBERS: Those who appear below are in dupe numbers where both likely see action (jerseys do have name tags). Skin tone key to help identify on special teams: **A**—African-American, **C**—Caucasian, **H**—Hispanic; **P**—Polynesian or Pacific Islander:

Offense/Specialist	Defense/Specialist
1 Fields, WR (A)	1 Laguda, S (A)
2 Ross, WR (A)	2 Blackmon, CB (A)
4 Bobo, WR (A)	4 Wigley, CB (A)
7 Gehrke, QB (P)	7 Fisher, DB (A)
8 Shenault, WR (A)	8 Udoffia, CB (A)
9 Winfree, WR (A)	9 Javier, DT (A)
10 Huntley, WR (A)	10 *Sparaco, OLB (C)
15 Noyer, Q (C)	15 Graham, PK (C)
29 Lee, TB (A)	29 Hudson, CB/ST (A)
56 Lynott Jr., OL (C)	56 Franke, DL (C)

(*—wears #42 on special teams)

GAME-BY-GAME STARTERS (2017)

Here are CU's starters for the 2017 season (**bold** indicated first career start):

OFFENSE	WR (X)	WR (Z)	WR (H)	LT	LG	C	RG	RT	TE	QB	TB
Colorado State	Bobo	Fields	Ross	Kaiser	Kough	Huckins	Lynott	Haigler	MacIntyre (WR)	Montez	Lindsay
Texas State	Bobo	Fields	Ross	Kaiser	Kough	Huckins	Lynott	Haigler	MacIntyre (WR)	Montez	Lindsay
Northern Colorado	Bobo	Fields	Ross	Irwin	Kough	Lynott	Haigler	Kaiser	MacIntyre (WR)	Montez	Lindsay
Washington	Bobo	Fields	Ross	Irwin	Kough	Lynott	Haigler	Kaiser	Winfrey (WR)	Montez	Lindsay

DEFENSE	OLB	LDE	NT	RDE	OLB	JLB	MLB	LCB	SS	FS	RCB
Colorado State	McCartney	Jackson	Edwards	Mulumba	Hasselbach	Lewis	Gamboa	Oliver	Moeller	Laguda	Udoffia
Texas State	McCartney	Jackson	Edwards	Mulumba	Moeller	Lewis	Gamboa	Oliver	Worthington	Laguda	Udoffia
Northern Colorado	McCartney	Jackson	Edwards	Mulumba	Moeller	Lewis	Gamboa	Oliver	Worthington	Laguda	Udoffia
Washington	McCartney	Jackson	Edwards	Franke	Moeller (N)	Lewis	Gamboa	Oliver	Worthington	Laguda	Udoffia

(**N**)—Nickel back. **CONSECUTIVE STARTS**—Gamboa 28, Fields 20, Ross 18, Laguda 17, Lynott 17. **CAREER STARTS**—Fields 37, Gamboa 28, Irwin 27, McCartney 27, Kough 26, Ross 23, Moeller 22, Lindsay 21. **PLAYER PARTICIPATION** (dressed/played): Colorado State 91/54; Texas State 83/61; Northern Colorado 83/60; Washington 76/61.

INJURY REPORT

The injury report for the Buffs as of September 25; the list only contain players out for an extended period of time, those lost for the season or updates on those previously discussed by the head coach:

Pos	Player	Injury	Notes	Status/UCLA
OLB	Shamar Hamilton	knee	surgery; out for the season	OUT
WR	Jaylon Jackson	ankle	suffered a fracture and ligament damage in the 8/05 scrimmage; had successful surgery to repair but it out for the season	OUT
TE	Dylan Keeney	back spasms	endured all of spring drills but was able to practice most days; limited to non-practice rehab at present	OUT
WR	Jay MacIntyre	foot	suffered a sprain against against Northern Colorado (Sept. 16)	DAY-TO-DAY
S	Jaisen Sanchez	torn pec	injured on August 8; out for the season	OUT

HIPAA: The players listed above have signed waivers for their injury information to be released/discussed with the media.

TICKET UPDATE

To date, Colorado has sold **20,774** public season tickets and the maximum **11,500** student passes for a total of **32,274**; that's well ahead of last year's final numbers (18,011, 9,890). For the Rocky Mountain Showdown, **27,464** public tickets were sold with students numbering 11,395 at the time, CU moved **38,859**; 26 percent of CU's season ticket holders opted out of the Denver game in exchange for another game in Boulder. The increase of **2,763** season tickets over last year's total represents the sixth-largest increase from one year to the next since records are available dating back to World War II:

10,885	27,989 (1972)	17,104 (1971)	3,865	31,331 (1976)	27,466 (1975)
6,963	26,331 (1990)	19,368 (1989)	2,798	19,083 (1986)	16,285 (1985)
5,534	25,172 (2011)	19,638 (2010)	2,763	20,774 (2017)	18,011 (2016)

As for the student pass count, it's the largest since the maximum of 12,500 were sold for the 2008-09 and 2009-10 athletic seasons. CU will continue to sell season tickets through the Arizona game on Oct. 7 with assorted packages.

THE SCHEDULE ... THEN AND NOW

CU's home opener followed the CSU game against Texas State (Sept. 9), the first-ever meeting between the two and then the Buffaloes closed out non-league play in Boulder with the first game against Northern Colorado since 1934 (Sept. 16). Texas State replaced San Jose State on the schedule (who asked out in 2015) and that was after the Spartans had replaced Arizona State once CU joined the Pac-12 in 2011; UNC replaced a scheduled home game against Oregon for the same reason. Thus, Colorado's original 2017 non-conference schedule was: CSU in Denver, ASU in Tempe and Oregon in Boulder.

THE HEAVENS

The solar eclipse on August 21 was all the rage; for those wondering, the Buffaloes are **88-56-3** when any part of the United States has been fortunate to view a **total** eclipse of the sun (not partial or annular; **3-1** this year). Those previous years were 1900, 1918, 1923, 1925, 1932, 1943, 1945, 1954, 1959, 1963, 1970, 1972, 1979, 1990 and 1991.

➤ Colorado is also **38-15** when Haley's Comet is visible from Earth (1910-11-12, 1985-86-87), opening at 20-0.

UMU DISMISSED FROM FOOTBALL PROGRAM

On Tuesday, Sept. 26, Coach Mike MacIntyre announced that sophomore **DE Frank Umu** has been dismissed from the football program. Umu, 6-4, 295, is from Littleton, Colo., and played his prep ball at Heritage High School. He appeared in 11 games including the Alamo Bowl as a redshirt freshman in 2016, playing a total of 18 snaps on defense while being in on the PAT/field goal team for 41 tries on the season. He recorded one solo tackle from scrimmage (against Idaho State). In the spring, he was named the most improved defensive lineman along with DT Lyle Tuiloma. Due to FERPA and privacy concerns, MacIntyre can not comment on the reason for his dismissal.

300/100/100

Against Northern Colorado, it marked just the 11th time in school history where the Buffs have had a 300-yard passer, 100-yard rusher and 100-yard receiver. CU did so behind **Steven Montez** (357 passing), **Phillip Lindsay** (151 rushing) and **Devin Ross** (143 receiving). For Montez, it was the second time he was involved in this type of offensive rarity and he joined **Sefo Liufau** and **Mike Moschetti** as the only Buffalo quarterbacks to be involved in multiple 300/100/100 games.

► The last four such occurrences have seen Devin Ross involved as the 100-yard receiver ... the only four 100-yard receiving games of his career.

CU'S 300/100/100 GAMES

Date	Opponent	Score	Passer	Rusher	Receiver
Oct. 12, 1996	OKLAHOMA STATE	W 35-13	Detmer (402)	Henry (101)	Carruth (166)
Sept. 11, 1999	SAN JOSE STATE	W 63-35	Moschetti (465)	C. Johnson (104)	Stiggers (174)
Nov. 26, 1999	NEBRASKA (OT)	L 27-30	Moschetti (317)	C. Johnson (135)	Green (100)
Oct. 23, 2004	Texas A&M		Klatt (346)	Purify (130)	Sprague (101)
Nov. 6, 2010	at Kansas	L 45-52	Hawkins (322)	Stewart (175)	Richardson (141)
Sept. 22, 2012	at Washington State	W 35-34	Webb (345)	Jones (105)	Spruce (103)
Nov. 1, 2014	WASHINGTON	L 23-38	Liufau (314)	Adkins (109)	Spruce (138)
Oct. 31, 2015	at UCLA	L	Liufau (312)	Carr (100)	Ross (101)
Sept. 24, 2016	at Oregon	W 41-38	Montez (333)	Montez (135)	Ross (153)
Nov. 19, 2016	WASHINGTON STATE		Liufau (345)	Lindsay (144) and Liufau (108)	Ross (121)
Sept. 16, 2017	NORTHERN COLORADO	W 41-21	Montez (357)	Lindsay (151)	Ross (143)

LEWIS RECORDS A FIRST SINCE 1990

ILB Drew Lewis has become the first known Buffalo to record 10 or more tackles in the four starts to a career since former CU great Greg Biekert did so back in 1990. Lewis opened up with 12 tackles against Colorado State, had 13 versus Texas State and 10 against Northern Colorado and 10 against No. 7 Washington (those are using coaches' stats, which CU recognizes for defensive statistics, not from the press box that the Pac-12 and NCAA utilize). Biekert actually did so in the first four starts of his career; 13 against Tennessee, 14 against Stanford, 20 versus Illinois and he posted 13 against Texas. Lewis currently ranks second in the Pac-12 with 45 tackles (again, CU's numbers do not match the Pac-12 statistics).

► The last Buff to start a season with five consecutive games posting 10 or more tackles was Hannibal Navies in 1997. Navies had had 62 total tackles in the first five games of that season.

Drew Lewis – first four career starts (2017)

Opponent	UT	AT	Total	TFL	Sacks	Stat
Colorado State	3	9	12	1-5	0	3 QBH
Texas State	2	11	13	0	0	1 3DS
Northern Colorado	4	6	10	0	0	1 QBH
No. 7 Washington	4	6	10	1-4	0	--

Greg Biekert – first four career starts (1990)

Opponent	UT	AT	Total	TFL	Sacks	Stat
No. 8 Tennessee	8	5	13	2-4	0	1 PBU
Stanford	11	3	14	0	0	1 PBU
at No. 21 Illinois	19	1	20	3-5	1	--
at No. 22 Texas	8	5	13	0	0	3 PBU

Hannibal Navies – first five games of 1997 season (those were not the first starts of his career)

Opponent	UT	AT	Total	TFL	Sacks	Stat
No. 24 Colorado State	8	3	11	1-5	1-5	1 FF, 2 QBH
No. 14 Michigan	6	7	13	0	0	1 QBH
Wyoming	8	6	14	0	0	--
No. 21 Texas A&M	7	4	11	0	0	1 3DS
at No. 20 Oklahoma St.	10	3	13	2-4	1-2	2 3DS

PAC-12 GAME LENGTH EXPERIMENT

The Pac-12 experimented in the non-conference season with a few shortened commercial breaks (a full 60 seconds cut from the quarter breaks), kickoff times 1 minute past the hour (instead of 7) and/or halftimes cut from 20 to 15 minutes; all these experiments took place in games on the Pac-12 Networks. The **CU-Texas State** had a reduced commercial format and took **3:01** to play, while the **CU-Northern Colorado** tried out the 15-minute halftime (the game still took **3:22** to play, largely due to 21 combined penalties and several replay reviews). Ironically, the next game (Washington) took just **2:57** to play, CU's fastest game since 2014.

A FIRST FOR MAC

In his **28** seasons as a coach, head or assistant, pro or college, this was the first time **Mike MacIntyre** was part of team that opened a season **3-0**. He has been a member of several teams that started out 2-0 (which he has done three times at CU). As a player, as a freshman at Vanderbilt playing for his late father, George, the Commodores started 3-0 in 1984.

THE "BLACKOUT BOYZ"

CU's receiving corps have nicknamed themselves the "**Blackout Boyz**," mainly led by the four starters: seniors **Bryce Bobo**, **Shay Fields** and **Devin Ross** and junior **Jay MacIntyre**. Those four against Northern Colorado combined for **26** catches for **342** yards (**13.2** per), with **four** touchdowns and all **16** first downs earned in the passing game (the quartet's season totals: **71** receptions, **891** yards, **12.5** per, **6** TDs). It was the first time since Sept. 27, 2014 at California that four different Buffaloes have caught touchdown passes (when five did so in the 59-56 double overtime loss: Nelson Spruce had three while Bryce Bobo, George Frazier, D.D. Goodson and Sean Irwin all caught one).

SERIES HISTORY—CU vs. UCLA

UCLA leads the all-time series with Colorado by a 9-3 count, owning edges of 5-1 in California (3-1 in Pasadena, 2-0 in Los Angeles) and 4-2 in Boulder. The two had never played until 1980, the second year of the Chuck Fairbanks Era (three years in all) at Colorado, and the first half of that game pretty much summed up the entire season, as the Buffs trailed 56-0 at halftime en route to a 1-10 record. The Bruins also won the initial encounter with both as members of the Pac-12 Conference, dealing the Buffaloes a 45-6 setback in 2011 in Pasadena. This will be the sixth time in 13 meetings that the two will play after October 3, as five of the six Pac-12 encounters have been scheduled October 25 or later. The six games in the Los Angeles area have been played at two different sites, as UCLA played its home games at the Los Angeles Coliseum through 1981. The Bruins reeled off wins in the first four meetings, with CU claiming the next two, a home-and-home agreement in 2002-03 reached when the NCAA approved 12-game schedules for those years at the time with an extra weekend between Labor Day and Thanksgiving. UCLA owned a five-game winning streak in the series until last year, when CU broke through with a 20-10 win.

- CU head coach **Mike MacIntyre** is 1-4 against UCLA, as in addition to being 1-3 against the Bruins at CU, when at San Jose State, the Spartans dropped a 27-17 decision in Pasadena in 2011.
- UCLA head coach **Jim Mora, Jr.**, is 4-1 against CU; he is the son of **Jim Mora**, who was an assistant coach for six years at Colorado under the late **Eddie Crowder** from 1968-73; the younger Mora attended grade school in Boulder (ages 7-12); when Crowder resigned after the '73 season, Mora Sr. joined Dick Vermeil's staff—at UCLA.

SERIES DID YOU KNOW?— When the two met in Boulder on Sept. 6, 2003, there were a lot of Colorado ties to the game. CU had opened the year on Aug. 30 with a 42-35 win over CSU in Denver, while the Bruins were idle on opening weekend. Thus, the CU game was the first as head coach for former Bruin and former CU offensive coordinator **Karl Dorrell**; it was also the first game as UCLA assistants for former Colorado aides **Jon Embree** and **Eric Bieniemy**, who accepted positions on Dorrell's staff shortly after CU's appearance in the Alamo Bowl the previous December. The Buffs won that game, 16-14, but UCLA went on to win six of its next seven before slumping a bit, finishing the regular season at 6-6 and then lost to Fresno State in the Silicon Valley Bowl.

SERIES SIGNATURE ANNIVERSARY GAME — 15th. In 2002, the Buffs traveled to Los Angeles after the area's other college team, USC, came into Boulder and left with a 40-3 win. But the Buffaloes, the depending Big 12 champions, picked themselves right up off the floor and left the Rose Bowl with a 31-17 win over the No. 20 Bruins. Chris Brown rushed for 188 yards and three touchdowns and established himself as a solid Heisman Trophy candidate in the process. UCLA's only lead came when it scored on the first play of the second quarter (on a little razzle dazzle with receiver Jon Dubravic throwing a TD pass to fellow wideout Craig Bragg). The Buffs then reeled off the next 21 points, taking leads of 10-7 at halftime and 21-10 entering the fourth quarter. Patrick Brougham kicked three field goals for the Buffaloes, who outgained UCLA 471-284 in the game, played in 99 degree heat, at the time the warmest-ever in CU history.

COLORADO-UCLA AT-A-GLANCE / SERIES TRENDS

Colorado trails in the series, 9-3 (2-4 in Boulder, 1-5 in Los Angeles). A game-by-game look:

Date	Site	Result	Attend.	Rank CU LA	CU FD	Rushing att yds td	Passing a-c-i yds td	Tot Off no yds	UCLA FD	Rushing att yds td	Passing a-c-i yds td	Tot Off no yds	TV
Sept. 13, 1980	Los Angeles	L	14,56	37,205	— —	20 52 225 1	30-19-1 205 1	82 430	18	56 267 7	10- 7-0	85 1	66 352
Oct. 3, 1981	Los Angeles	L	7-27	40,347	— 16	10 36 107 0	25-10-1 54 1	61 161	22	55 179 0	25-13-1 258 2	80 437	
Oct. 2, 1982	Boulder	L	6-34	38,702	— 9	12 31 57 0	30-19-2 125 0	61 182	27	41 102 3	32-20-1 338 1	73 440	KTLA (I)
Sept. 29, 1984	Boulder	L	16-33	38,925	— 17	25 33 31 0	46-22-1 311 1	79 342	16	49 202 2	23-13-0 193 1	72 395	
Sept. 21, 2002	Pasadena	W	31-17	63,880	— 20	27 51 325 3	23-12-0 146 0	74 471	20	28 62 0	36-22-1 222 2	64 284	ABC
Sept. 6, 2003	Boulder	W	16-14	48,584	24 —	21 47 88 1	31-21-0 157 1	78 245	13	26 38 0	30-17-0 205 3	56 243	ABC (r)
Nov. 19, 2011	Pasadena	L	6-45	57,334	— —	15 28 87 0	32-17-3 142 1	60 229	24	44 328 2	19-15-0 225 4	63 553	Versus
Sept. 29, 2012	Boulder	L	14-42	46,893	— —	14 30 83 0	35-23-1 226 2	65 309	29	44 211 4	40-25-0 281 2	84 492	PAC12
Nov. 2, 2013	Pasadena	L	23-45	80,377	— 17	26 40 134 1	36-25-0 247 1	76 381	18	33 139 4	24-19-0 273 2	57 412	FOX-S1
Oct. 25, 2014	Boulder (2 OT)	L	37-40	37,442	— 25	31 45 233 2	46-28-2 267 2	91 500	21	37 309 4	39-24-0 200 1	76 509	PAC12
Oct. 31, 2015	Pasadena	L	31-35	51,508	— 24	34 56 242 2	58-37-2 312 0	114 554	16	26 138 3	33-19-0 262 1	59 400	PAC12
Nov. 3, 2016	Boulder (N)	W	20-10	43,761	21 —	24 52 144 1	33-20-3 160 0	85 304	14	30 25 0	29-15-1 185 1	59 210	FS-1

CU INDIVIDUAL HIGHS

Most Yards Rushing: 188, Chris Brown, Sept. 21, 2002
Most Yards Passing: 312, Sefo Liufau, Oct. 31, 2015

Most Receptions: 11, Nelson Spruce, Oct. 31, 2015
Most Yards Receiving: 145, Jon Embree, Sept. 29, 1984



CU-UCLA BY THE NUMBERS

Here's a look at some numbers-related trivia in the Colorado-UCLA series:

- No. 9** The highest national ranking of either team (UCLA in 1982) when the two have lined up across from each other;
- 2-12** Colorado's record against UCLA in men's basketball; UCLA has won seven of eight Pac-12 conference games since CU joined in 2011-12;
- 4-8** Colorado's record against UCLA in women's basketball, as UCLA has won six of eight Pac-12 conference games since CU joined in 2011-12;
- 6** Times that one team has rushed and passed for 200 or more yards in a game (CU in 1980 and 2015, UCLA in 2011 and 2012 and both in 2014);
- 56** The number of points UCLA scored in the 1980 game—all in the first half;
- 58** The number of yards on 4-of-8 passing former CU head coach **Rick Neuheisel**, a UCLA grad, had against the Buffs in the '82 game;
- 96** The length of an interception return by UCLA's Ishmael Adams in 2015 (for a TD), the longest play in the series by either team;
- 114** The number of offensive plays CU ran in the 2015 game, including a **40-4** edge in the second quarter;
- 145** The number of receiving yards former CU tight end and head coach **Jon Embree** had against the Bruins in the '84 game (8 receptions);
- 188** The number of rushing yards by **TB Chris Brown** in the 2002 game, starting a run of eight straight 100-plus yard games for the CU junior;
- 199-118** The advantage in plays that Colorado has had combined over the Bruins in the 2015-16 games;
- 325** The number of rushing yards CU had in 2002, the most by either team in the series.
- 818** The number of miles between Boulder, Colorado, and Pasadena, California;
- 5,330** The difference in elevation (feet) between Boulder (**5,345**) and Los Angeles (**15**).
- 262,748** The combined square miles of both states (California **158,648**/Colorado **104,100**), as the two rank third and eighth among the 50 states.

TALE OF THE TAPE / COLORADO – UCLA

Here's a comparative look between **Colorado** and **UCLA** in both general areas as well as several statistical categories through games of Sept. 23 (NCAA/national rankings, if applicable, are in parenthesis):

Category	 Colorado		Ucla		Category	 Colorado		Ucla	
	Colorado	UCLA	Colorado	UCLA		Colorado	UCLA	Colorado	UCLA
Overall Record	3-1	2-2			Third Down Conversion Defense.....	29.8	(26)	40.0	(84)
Streak	Lost 1	Lost 2			Fourth Down Conversion Defense	33.3	(95)	66.7	(27)
vs. AP Ranked Teams (at time of game)	0-1	0-0			Fourth Down Conversion Offense	0.0	(1)	37.5	(37)
Alumni On NFL Rosters (as of Sept. 24)	13	31			Three & Outs on Defense.....	15	(--)	--	(--)
Rushing Offense	141.5 (89)	120.0 (103)			Quarterback Sacks By.....	2.25	(54)	2.25	(54)
Average Per Rush.....	3.5	4.8			Quarterback Sacks Allowed	3.50	(121)	2.00	(67)
Passing Offense.....	272.3 (43)	451.8 (1)			Net Punting	40.53	(83)	40.31	(41)
Completion Percentage.....	69.9 (12)	65.2 (29)			Punt Returns	15.13	(17)	2.25	(113)
Average Per Attempt.....	8.0	8.9			Punt Return Yardage Defense.....	8.67	(82)	3.25	(36)
Passing Efficiency.....	142.85 (49)	161.56 (20)			Kickoff Returns.....	22.20	(53)	19.30	(87)
Total Offense	413.0 (65)	571.8 (5)			Kickoff Return Yardage Defense	16.20	(14)	23.28	(105)
Average Per Play.....	5.6	7.5			Penalties Per Game	7.25	(85)	10.00	(122)
Scoring Offense	26.2 (87)	45.0 (9)			Penalty Yards Per Game	60.75	(85)	92.50	(123)
Rushing Defense.....	142.3 (65)	307.5 (129)			Turnovers Gained	8	(25)	5	(67)
Average Per Rush	3.8	6.6			Turnovers Lost.....	8	(97)	10	(119)
Passing Defense	199.5 (45)	217.3 (55)			Turnover Margin.....	+0.00	(59)	-1.25	(113)
Completion Percentage.....	51.2	54.5			Interceptions	5	(16)	5	(9)
Average Per Attempt.....	6.5	6.6			Red Zone Scoring Percentage (Offense) ..	84.6	(62)	90.0	(39)
Pass Efficiency Defense	108.32 (30)	130.30 (76)			Red Zone Scoring Percentage (Defense) .	62.6	(10)	87.0	(85)
Total Defense.....	341.8 (40)	524.8 (124)			Time of Possession	29:24	(75)	25:41	(120)
Average Per Play	5.0	6.6			Strength of Record (ESPN Power Index) ...	54		29	
Scoring Defense	16.0 (20)	43.3 (124)			Schedule Strength (USA Today/Sagarin) ...	105		8	
Third Down Conversion Offense.....	43.1 (50)	44.4 (31)							

THIS DAY IN COLORADO HISTORY: SEPTEMBER 30

Colorado is 7-7 all-time on **September 30**, as three significant games have been played on the date in program history (*see below*). Some highlighted Sept. 30 games: **1893**—In the first and only September game in the first nine years of program history, CU drops a 14-0 decision at the Denver Athletic Club; **1950**—CU beats Kansas State 34-6 in Boulder, limiting the Wildcats to 1-of-12 passing, but for 55 of its 176 total yards. **1961**—CU whitewashes Oklahoma State 24-0 in the season and conference opener, its first building block to its first Big Eight title. **1972**—The 3-0 and No. 3-ranked Buffaloes stub their collective toes in a 31-6 loss at Oklahoma State, dashing the national championship dreams for the season (though CU did climb back as high as No. 7). **1978**—CU earns a still-school record 39 first downs in running all over Northwestern 55-7; the Buffs rush 79 times for 483 yards and eight touchdowns in the win. **1989**—A week after quarterback Sal Aunese passed away due to complications from stomach cancer, the Buffs roll into Washington and blowout the No. 21 Huskies, 45-28. The Buffs used the win to rise to No. 3 in the nation, leading 38-6 entering the fourth quarter as CU gained 420 yards rushing as Eric Bieniemy and J.J. Flannigan combined for 167 of those and three scores. **1995**—Backup QB John Hessler made his first career start, doing so against the arrogance of Oklahoma coach Howard Schnellenberger, who implied he'd rather CU be healthy so there "wouldn't be a damn asterisk when we beat their ---." After spotting OU a 10-0 lead, the Hessler and the Buffs dismantled the 10th-ranked Sooners, as the sophomore signal caller threw a school record five touchdowns in CU's 38-17 rout. **2000**—No. 5 Kansas State traveled to Boulder and left with a 44-21 victory. Craig Ochs passed for 208 yards and a touchdown, with Daniel Graham catching seven of those balls for 100 yards but K-State rolled up 446 yards of offense in dropping CU to 0-4 on the season. **2006**—No. 25 Missouri pulled away from Colorado in Columbia for a 28-13 win. The Buffs outgained the Tigers, 373-353 and forced two turnovers while committing none, but could never wrestle the lead away from the Tigers.

SEPTEMBER 30 COLORADO MVP: Hessler. He carved up the Oklahoma secondary by completing 24-of-34 passes for 348 yards with a school record five touchdowns (and no interceptions) in CU's 38-17 win in Norman in 1995. WR Rae Carruth caught five of those balls for 112 yards and two scores.

THIS WEEK'S HISTORICAL NOTE / 1952

Colorado was the team that provided the only blemish in an incredible 63-0-1 record in Big Seven and Eight conference play by Oklahoma between 1947-1958. On Sept. 27, 1952 in Boulder, **Zack Jordan** was a one-man wrecking crew for the Buffaloes in a 21-21 tie with the No. 4 Sooners. He scored on runs of 10 and 6 yards and caught a 16-yard touchdown pass from Lee Venzke with 11:50 remaining to put CU ahead, 21-14; OU tied it on a Billy Vessels 1-yard run with 1:51 left and kicked the tying point. Frank Bernardi broke free for a 22-yard run to the Sooner 21 on the game's last play, but CU didn't have a chance to win it with a field goal or throw to the end zone as time ran out. Colorado opened the year with a 20-14 win over San Jose State at home, and the tie wasn't enough to get the Buffaloes ranked; a win the next week over No. 9 Kansas would have done the trick, but the Jayhawks beat the Buffs, 21-12, in Lawrence. As for the Sooners, the tie took place in their season opener and they fell from fourth to No. 20, though climbed back to No. 10 with a 49-20 win over Pittsburgh the following week (and even got a first place vote). The Buffs finished out the year going 5-1-1 in their last seven games to end up with a 6-2-2 record.

COLORADO 20, UCLA 10

NOVEMBER 3, 2016

FOLSOM FIELD, BOULDER

BOULDER — Isaiah Oliver's 68-yard fourth-quarter punt return for a touchdown led No. 21 Colorado to a 20-10 Pac-12 Conference victory over UCLA at Folsom Field.

It was CU's first win over the Bruins in six Pac-12 meetings, but was not without a challenge. The Buffs were penalized a season-high 12 times for 128 yards while UCLA was flagged 13 times for 96 yards. The Buffs suffered three interceptions and lost one of four fumbles.

But the Buffs defense held the Bruins to 210 yards in total offense, including only 25 rushing. CU rushed for 144 yards, paced by tailback Phillip Lindsay (78 yards, 1 TD) and quarterback Sefo Liufau (58 yards). Lindsay also made 11 receptions, a CU record for a running back.

Given a short field after the Bruins' first error-marred possession, the Buffs took over at the UCLA 37 but couldn't capitalize. CU turned the ball over on a Liufau interception — his first after a school-record 152 attempts without one — by safety Tahaan Goodman who gathered in a tipped pass that ended the streak.

The Buffs defense quickly returned the favor, with linebacker Kenneth Olugbode picking off Mike Fafaul and returning it to the Bruins' 25. A 15-yard unsportsmanlike conduct penalty pushed CU back to the UCLA 28.

But CU took quick advantage of Olugbode's theft, moving 38 yards in eight plays and capping the drive with Lindsay's 2-yard run. Chris Graham's PAT gave the Buffs a 7-0 lead, but the Bruins responded almost immediately, taking advantage of a 65-yard kickoff return by Brandon Burton and another 15-yard unsportsmanlike conduct penalty set UCLA up inside the CU 40.

Three plays later, UCLA quarterback Mike Fafaul found receiver Darren Andrews uncovered on the left sideline and hit him with a 38-yard scoring pass. Andrew

Strauch's PAT kick created a 7-7 tie that held for the remainder of the first quarter. Liufau was picked off again in the opening minutes of the second quarter, this time by linebacker Cameron Judge on an errant throw. Taking over at the CU 28, UCLA promptly lost 8 yards and on fourth down summoned J.J. Molson, whose 48-yard field goal with 12:19 left before halftime gave the Bruins a 10-7 lead.

UCLA had another chance to score later in the half after Liufau was hit from behind and fumbled. CU's defense rose to the occasion again, however, and after failing the move the ball, the Bruins came up empty when Chidobe Awuzie blocked a 26-yard field goal try by Molson.

The Buffs received the second-half kickoff, with Liufau returning at quarterback after he left late in the first half with an injury.

But CU's first-half offensive woes also came back, and it took a 42-yard punt return by Oliver to help the Buffs pull to a 10-10 tie. Oliver's return, along with an illegal substitution call on the Bruins that gave the Buffs a first down and Lindsay recovering his own fumble at the 1-yard line, led to a 21-yard Graham field goal to tie the game.

Later in the quarter, UCLA was wide right on a 44-yard field goal attempt. Liufau then drove the Buffs to the Bruins' 5-yard line before a penalty set the Buffs back, leading to a 37-yard Graham field goal early in the fourth period and 13-10 CU lead.

Oliver finally gave the Buffs a cushion with CU's first punt return for a touchdown since 2005. His 68-yard score gave CU a 20-10 lead with 5:27 to go in the game.

Olugbode's interception extended CU's nation-leading streak of forcing at least one turnover to 22 consecutive games while Liufau tied the CU school record for starts by a quarterback, matching Darian Hagan's 35 career starts.

UCLA.....	7	3	0	0	-	10
COLORADO	7	0	3	10	-	20

SCORING	Score	Time	Qtr
COLORADO — Lindsay 1 run (Graham kick)	7- 0	5:49	1Q
UCLA — Andrews 39 pass from Fafaul (Strauch kick)	7- 7	4:04	1Q
UCLA — Molson 48 FG	7-10	12:19	2Q
COLORADO — Graham 21 FG	10-10	7:28	3Q
COLORADO — Graham 37 FG	13-10	13:40	4Q
COLORADO — Oliver 68 punt return (Graham kick)	20-10	5:27	4Q

TEAM STATISTICS	COLORADO	UCLA
First Downs.....	24	14
Third Down Efficiency (Fourth).....	7-18 (2-2)	4-15 (0-0)
Rushes—Net Yards	52-144	30-25
Passing Yards	160	185
Passes (Att-Comp-Int).....	33-20-3	29-15-1
Total Offense.....	304	210
Return Yards	175	64
Punts: No-Average.....	3-41.3	7-40.9
Fumbles: No-Lost.....	4-1	1-0
Penalties/Yards	12/128	13/96
Quarterback Sacks—Yards.....	3-28	4-11
Time of Possession	24:35	35:25
Drives/Average Field Position	13/C35	13/U32
Red Zone: Scores-Attempts (Points).....	3-4 (13)	0-2 (0)

Attendance: 43,761 **Time:** 3:28
Weather (54°): clear skies, 52% humidity, winds from the west at 3 mph

INDIVIDUAL STATISTICS

Rushing—Colorado: Lindsay 24-73, Liufau 23-58, Evans 2-8, Ross 1-4, Montez 1-2, Team 1-minus 1. **UCLA:** Jamabo 23-66, Starks 1-0, Fafaul 5-minus 19, Team 1-minus 22.
Passing—Colorado: Liufau 30-19-2, 143, 0 td; Montez 3-1-1, 17. **UCLA:** Fafaul 29-15-1, 185, 1 td.
Receiving—Colorado: Lindsay 11-76, Fields 3-39, Ross 3-24, Bobo 2-7, MacIntyre 1-14. **UCLA:** Andrews 6-88, Lasley 4-22, Roberts 2-57, Jamabo 2-6, Adams 1-12.
Punting—Colorado: Kinney 3-41.3 (46 long, 1 In20). **UCLA:** Searl 3-41.7 (52 long, 1 In20), Flintoft 4-40.2 (48 long, 1 In20).
Punt Returns—Colorado: Oliver 5-124. **UCLA:** Pickett 1-3.
Kickoff Returns—Colorado: Julmisse 1-24. **UCLA:** Adams 3-99.
Tackle Leaders—Colorado: Laguda 3,4—7; Olugbode 3,4—7; Gillam 5,1—6; Thompson 5,1—6, Awuzie 5,0—5; Gamboa 3,2—5; Kafovalu 4,1—5; Tupou 2,2—4; Witherspoon 3,0—3; Moeller 2,0—2; Shaver 2,0—2; Falu 1,1—2. **UCLA:** Brown 13,6—19; Goforth 7,1—8; Wadood 7,1—8; McKinley 7,0—7; Young 6,1—7; Pickett 5,1—6; Ankou 4,1—5.
Quarterback Sacks—Colorado: Awuzie 1-10, Shaver 1-10, Team 1-8. **UCLA:** McKinley 2-9, Tuioti-Mariner 1-1, Vanderdoes 1-1.
Interceptions—Colorado: Olugbode 1-51. **UCLA:** Judge 1-12, Goforth 1-0, Goodman 1-0.
Passes Broken Up—Colorado: Falu 2, Oliver 2, Thompson 2, Gillam, Laguda. **UCLA:** Goforth.

GAME NOTES

Colorado improved to both 7-2 overall and 5-1 in league play for the first time since 2005 ... CU's last winning score of 20-10 came 30 years ago almost to the week: Oct. 25, 1986 over No. 3 Nebraska in Boulder ... UCLA was the fifth opponent to open a game on offense with a "three-and-out" against the Buffs (three others had just one first down) ... UCLA became just the second team in five games to own a lead over the Buffs this year in the state of Colorado (Oregon State led 3-0 for 2:06) ... Colorado trailed at halftime for just the third time this season (24-21 at Michigan, 14-0 at USC previously) ... The last time CU and its opponent both had 10 or more penalties in a game was on Oct. 1, 2011 (CU 10-90, Washington State 10-125); that was CU's first Pac-12 league game ... This was CU's 399th all-time victory at home (307th at Folsom Field) ... Colorado won back-to-back games scoring 20 or fewer points for the first time since the 1969 season (identical 17-14 wins over Kansas and Oklahoma State on Nov. 8-15) ... CU had 105 yards in the second quarter—its 23rd 100-yard quarter out of 36; only UCLA and Michigan have held the Buffs to one 100-yard quarter in a game this season. UCLA finished with 210 yards of offense; it is the fourth team the Buffs have held to under 250 this season, last done by CU in 1998 (four under 250 that year) ... UCLA was 3-of-19 on second downs and limited the Bruins to 20 total yards ... The Bruins opened 3-of-4 on first downs but converted just 1-of-11 the rest of the way.

STEVEN MONTEZ | WASHINGTON REWIND

QB Steven Montez had a tough outing in his first start against a ranked opponent, No. 7 Washington. Montez was picked off three times, only threw for 171 yards (lowest total in any of his seven career starts) and was sacked four times in the loss. He averaged just 8.14 yards per completion and his long went for just 22 yards. However, one good note for Montez facing the Husky defense that came into the game ranked 27th nationally in pass efficiency defense and only allowed opponents to complete 62.7 percent of its passes in the first three games was that Montez was 21 of 27 passing for a completion percentage of .778. That completion percentage was higher than any other Pac-12 quarterback that faced a ranked team in all of 2016. Washington State's Luke Falk had the highest single-game completion percentage against a ranked opponent last year when he was 30 of 41 for 73.2 percent against No. 15 Stanford. In his first full year as a starter, Montez at 70.3 percent, ranks 11th nationally in completion percentage.

ANOTHER STIFF AERIAL TEST

UCLA quarterback Josh Rosen enters Saturday's contest as the national leader in passing yards per game (440.8) and passing touchdowns (16) while he sits 20th in passing efficiency (161.9), 32nd in completion percentage (.655) and 41st in passing yards per completion (13.46). Colorado's secondary has often been matched up against some of the nation's top quarterbacks, many in Pac-12 Conference games, and has had its own share of success. Last season against No. 20 Washington State, Luke Falk entered the game as the nation's leader in completion percentage at .739, but only went 26 of 53 passing, or 49.1 percent, against the Buffs. Colorado picked Falk off once and had one sack. The pass rush sometimes can be the best asset to a good pass defense, and CU will work on that for UCLA, who has allowed 2.0 sacks per game this year. Colorado did not record a sack last weekend against No. 7 Washington, and only had one quarterback pressure, but in the first three weeks CU posted 10 sacks and 19 quarterback hurries. Back to CU's secondary, the Buffs rank third in the conference in completion percentage against at .512 and are giving up just 199.5 yards per game through the air, also ranking third in the Pac-12.

D.J.'s DEBUT

New Colorado defensive coordinator **D.J. Eliot** joined some fine as well as rare company after the Buffaloes held Colorado State to just 3 points in his first game overseeing the CU defense. That was some 55 points fewer than the Rams scored in their opener in a 58-27 win over Oregon State). Since the defensive coordinator position evolved in the late 1960s, the three points by CSU tied for the fewest point Colorado has allowed in the first game of a new DC. Take a look:

FIRST GAME AS DC / FEWEST POINTS ALLOWED

Pts	Defensive Coordinator	Date	Opponent	(Score)	Plays	Yards	Avg.
3	Mike Hankwitz	Sept. 10, 1988	vs. Fresno State	(CU, 45-3)	60	177	2.95
3	D.J. Eliot	Sept. 1, 2017	vs. Colorado State in Denver	(CU, 17-3)	80	397	4.96
7	Don James	Sept. 21, 1968	vs. Oregon	(CU, 28-7)	53	191	3.60
7	A.J. Christoff	Sept. 2, 1995	at Wisconsin	(CU, 43-7)	67	297	4.43
10	Dan Radakovich	Sept. 9, 1972	vs. California	(CU, 20-10)	85	377	4.44
10	Lou Tepper	Sept. 7, 1995	vs. Colorado State	(CU, 23-10)	63	290	4.60

END ZONE BLOCKADE

D.J. Eliot's defense made some history in his first season as CU's defensive coordinator: holding Colorado State and Texas State to one field goal apiece, it marked the first time since 1958 that Colorado had not allowed a touchdown in its first two games of the year (offensive or otherwise). In 1958, CU opened with a 13-3 win over Kansas State at home and then shut out Kansas on the road, 31-0. CU and Vanderbilt are tied for the second-fewest points allowed in the FBS with six, trailing only Air Force (which has allowed zero but has played just one game). The 123-plus minutes played this season were the fourth-most in the post-World War II Era that CU has gone without allowing a touchdown (offensive or otherwise); a closer look:

Fewest Points Allowed/First Two Games Of Season (post-World War II)

0	1954 (had shutouts in first three games)
0	1955 (Buffs allowed 6 points in game three)
3	1958 (three points in opener; 12 allowed in game three)
6	2017 (three points in both games)
7	1965 (TD in game two after opening with 0-0 tie at Wisconsin; 0 in third game)

Time Into Season, First TD Allowed (Team)

189:30 (Arizona; 5-yard rush)
135:06 (Arizona; 8-yard rush)
138:45 (Arizona; 5-yard rush)
123:52 (Northern Colorado, 33-yard pass)
64:05 (Fresno State; 1-yard rush)

SWEET 16

Dating back to the start of the 2016 season, Colorado has held eight of 18 opponents to 16 points or less, including four Pac-12 foes; it had been awhile since the Buffs have accomplished these feats. The last time Colorado had as good of a 16-game stretch was over the 1992-93 seasons. Within one season, you have to go back to 1998, when CU held those same exact numbers (six and four) to 16 or fewer, except that the four league opponents were Big 12 Conference mates. The Buffs held seven teams overall to 16 or less in 1985 and 1991, and also held six teams to that in 1971, 1972, 1977, 1987, 19983 and 1998 (the best in the last 50 seasons is nine in 1967, when six Big 8 opponents were limited to 16 or less). Conference foes were held to 16 or less five times in 1985, 1993 and 1996.

SACK ATTACK

Colorado recorded six quarterback sacks against Texas State, (for 27 yards in losses); it marked CU's first six-sack game since Nov. 25, 2011 (six at Utah in the season finale); the last time the Buffs had more than six was in 2010 (nine at Iowa State). **DE Leo Jackson III** had three of those sacks, becoming the first Buffalo in seven years to record that many in a game; **OLB Josh Hartigan** had been the last to do it, with three for 20 yards in losses against Kansas State in Boulder on Nov. 20, 2010.

COLORADO IN THE POLLS – 2016 WEEK-BY-WEEK

A weekly look at where Colorado has placed weekly in each of the three major polls in 2017 (the College Football Playoff committee will first release its weekly rankings on Tuesdays beginning Oct. 31; RV—denotes received votes; number is place outside top 25):

Poll	PS	9/05	9/10	9/17	9/24	10/01	10/08	10/15	10/22	10/29	11/05	11/12	11/19	11/26	12/02	Final
Associated Press	RV (35)	RV (29)	RV (28)	RV (27)	RV (34)											
USA Today Coaches	RV (27)	RV (27)	RV (27)	RV (28)	RV (43)											
FWAA-NFF Super 16	---	RV	---	---	---											
CFP Committee Poll	N/A	---	---	---	---	---	---	---	---							

IN THE POLLS / SOME HISTORY

Colorado re-entered the national polls on October 2, 2016 for the first time in 11 years (since 2005), as the Buffaloes came in at No. 21 in the *Associated Press* (media) poll and No. 23 in the *USA Today Coaches* ballot; while it lasted for just the one week, it was the first appearance since November 6, 2005, when the Buffs were No. 21 in the coaches' ballot and No. 22 in the AP survey. However, the Buffs reappeared three weeks later for the remainder of 2016. The Buffs own the ninth longest streak of all-time, as from the 1989 preseason poll through the fifth week of 1997, CU had a run of 143 consecutive weeks in the AP poll. CU has now been ranked 302 times in its history, the 26th most all-time (Georgia Tech is 25th with 307), and has finished in the top four on four occasions, tied for 22nd most (the top four you say? ... the College Football Playoff includes the top four teams; only USC, with 12, has more than CU from the Pac-12).

45 WINS OVER AP RANKED TEAMS 20TH BEST SINCE '89

CU's 45 wins over *Associated Press* ranked teams since the start of the 1989 season (when the AP expanded to a top 25) are the 20th most in the nation in this time frame (28 seasons). Through games of Sept. 23, Alabama has the most (84), followed by Florida State (82), Ohio State (79), Florida (76), LSU (68), Michigan (68), Southern Cal (66), Oklahoma (65), Miami, Fla. (58), Tennessee (58), Georgia (55), Auburn (53), Oregon (53), Texas (53), UCLA (51), Notre Dame (50), Penn State (49), Clemson (48), Washington (48), Nebraska (47) and **Colorado (45)**. All-time, Colorado's 68 wins over ranked teams are the 23rd most in history. **Since 1989, CU has played the sixth most ranked teams in the nation (131, with a record of 45-84-2), trailing only Florida (146; 75-70-1), Alabama 141 (84-56-1), LSU (140; 68-72), Michigan 132 (68-64-2) and Ohio State 132 (79-50-3); the runner-up in wins, Florida State, has played 128; 82-46.**

- CU had lost 23 straight against ranked teams until defeating No. 23 Washington State, 38-24, in Boulder on Nov. 19; its previous win was against No. 17 Kansas in Boulder on Oct. 17, 2009 (CU, 34-30). CU's last win over a top 5 or 10 team was on Sept. 29, 2007 (a 27-24 win over No. 3 Oklahoma in Boulder).
- **Note:** ASU State was ranked No. 24 in the *USA Today/Coaches* poll when CU defeated it, 40-16; but all historical records are solely against those teams ranked by the AP.
- The Buffs have still lost 27 straight road games against ranked opponents, with the last win a 31-17 over UCLA at the Rose Bowl in 2002.

FOUR STRAIGHT IN THE CENTENNIAL STATE

The Buffs opened 2017 by playing their first four games of the season within the state, three of them being at Folsom Field. CU is not leaving the state until this week when the Buffs will travel to UCLA on Sept. 30. The last season when Colorado played its first four games to start a year within the Centennial State was in 2001, opening at home with Fresno State before facing Colorado State in Denver in week two and then hosted San Jose State in week three. However, a Sept. 15 game at Washington State was cancelled and CU resumed the following Saturday against Kansas at Folsom Field. Otherwise, other years in which CU opened with four straight games in Colorado was in 1998 and 1978; both years the Buffs opened up with 4-0 records. The 2001 team, like the '17 edition, won three of the four. CU finished 8-4 in '98 and 6-5 in '78. Looking ahead, the 2019 and 2021 schedules have the potential to produce the same start. CU will open up both those seasons with three non-conference games within the state. The week four game both years will be determined when the conference schedules are set prior to the year.

A COLORADO FIRST: THREE WITH 100-PLUS, WITH A FOURTH ON THE HORIZON

Colorado is one of only three teams in the country that has three receivers who currently all have over 100 career receptions. **Shay Fields** is the leader with 168, and he was joined during the Texas State game by both **Devin Ross** and **Bryce Bobo** as they surpassed the century mark (becoming the 15th and 16th Buffaloes in history to catch over 100 balls). This is the first time at Colorado that the Buffs have had three players on the same team to hit the century mark in receptions. Only two other times in CU history have the Buffaloes featured a roster that sported two players with over 100 career catches at the same time. It first occurred in 1993 when both **Charles E. Johnson** and **Michael Westbrook** surpassed the mark. Johnson finished that year with 127 career catches and Westbrook at 131. The second time was in 1996 when Ray Carruth finished with 135 catches on his career total and Phil Savoy 109. The 2013 team came close with Paul Richardson (156) and Nelson Spruce (99). Colorado is also the only FBS team currently that features three receivers all with 100 or more career receptions.

The interesting part is that the Buffs are close to adding a fourth on to the list; while the other three are all receivers, **TB Phillip Lindsay** is four catches away from 100 for his career (he sits at 96, the CU record for the most by a Colorado running back).

Colorado	Washington State	Oklahoma State	East Carolina	Wake Forest	Clemson
Shay Fields – 168	Jamal Morrow – 155	James Washington – 171	Davon Grayson – 100	Cam Serigne-136	Hunter Renfrow – 98
Devin Ross – 115	Robert Lewis – 117	Jalen McCleskey – 118	Jimmy Williams – 98	Cortez Lewis-83	Ray-Ray McCloud – 96
Bryce Bobo – 111	Tavares Martin Jr. – 106	Marcell Ateman – 106	Quay Johnson – 97	Tabari Hines-81	Deon Cain – 83
Phillip Lindsay – 96					

LINDSAY TOPS 4,000 ALL-PURPOSE YARDS, JOINS 500/500 CLUB, AIMING TO BE FIRST 1,000/1,000

TB Phillip Lindsay, who has been nicknamed the “Tazmanian Devil” by the coaches, has rapidly moved up CU’s all-time all-purpose yards chart every season, and he’s eyeing the top spot; he rose from 33rd to third last year alone with 4,029 yards at season’s end. He has rushed for 2,679 yards, has 783 receiving and 1,077 in kickoff return yardage. He became the 14th player to join CU’s 500/500 Club (rushing and receiving yards), and now has the third most total combined yards of the 14; he is gunning to become the first player in CU history to have 1,000 yards rushing AND receiving. The exclusive club:

500/500 CLUB (Rushing & Receiving)

Rk	Player (Seasons)	Rush	Rec	Total	Plays	Avg.	Rk	Player (Seasons)	Rush	Rec	Total	Plays	Avg.
1	Rodney Stewart (2008-11)	3,598	969	4,567	902	5.06	8	Merwin Hodel (1949-51)	2,102	540	2,642	550	4.80
2	Bobby Purify (2000-04)	3,016	508	3,524	645	5.46	9	Ron Brown (1981-85)	751	1,217	1,968	192	6.34
3	Phillip Lindsay (2014-17)	2,679	783	3,462	632	5.48	10	Tony Jones (2011-14)	1,269	558	1,827	398	4.68
4	Herchell Troutman (1994-97)	2,487	725	3,212	628	5.11	11	Mike Pritchard (1987-90)	585	1,241	1,826	102	17.90
5	Hugh Charles (2004-07)	2,659	552	3,211	577	5.56	12	Woody Shelton (1950-52)	1,065	586	1,651	271	6.09
6	Lee Rouson (1981-84)	2,296	699	2,995	667	4.49	13	Bill Symons (1962-64)	734	537	1,271	258	4.93
7	Cortlen Johnson (1998-2001)	2,199	691	2,890	497	5.81	14	Lawrence Vickers (2002-05)	616	546	1,162	228	5.10

LINDSAY’S TOP RUSHING GAMES (sorted by highest average per carry)

Date	Opponent	Carries	Yards	TD	Avg/R	20+ Runs	10+ Runs
10/22/16	at Stanford	12	131	0	10.9	2	5
10/15/16	Arizona State	26	219	3	8.4	1	7
9/01/17	vs. Colorado State	19	140	1	7.4	1	5
11/08/14	at No. 21 Arizona	17	114	0	6.7	1	3
9/26/15	Nicholls State	17	113	2	6.6	2	3
9/16/17	Northern Colorado	26	151	1	5.8	0	8
11/12/16	at Arizona	25	119	3	4.8	1	4
11/19/16	No. 20 Washington State	31	144	2	4.6	1	4

AND LINDSAY HAS MADE SOME OTHER HISTORY

When **TB Phillip Lindsay** had career-highs of six receptions for 105 yards in the 21-17 loss at USC last October 8, he made some history in the process. He became just the fifth running back to have 100-plus receiving yards in Colorado history, and the first to do it since 2001, when **TB Cortlen Johnson** had identical numbers in a 40-27 Colorado win at Iowa State. Then in the Alamo Bowl against Oklahoma State, he did it again, becoming the first running back to have 100 or more receiving yards twice in a game. A look at this rare quintet of players:

Player	Date	Opponent	Score	No.	Yds	TD	Player	Date	Opponent	Score	No.	Yds	TD
Jim Haley	Oct. 25, 1930	COLORADO A&M	W 7-0	3	108	1	Phillip Lindsay	Oct. 8, 2016	at Southern Cal	L 17-21	6	105	1
Ron Johnson	Sept. 29, 1951	at Northwestern	L 14-35	2	108	0	Phillip Lindsay	Dec. 29, 2016	*Oklahoma State	L 8-38	6	103	0
Leon Mavity	Nov. 11, 1961	UTAH	L 12-21	2	112	1	*—Alamo Bowl at San Antonio.						
Cortlen Johnson	Nov. 10, 2001	at Iowa State	W 40-27	6	105	1							

- ▶ Lindsay rushed for a career-high 219 yards (on 26 carries) against Arizona State last year in CU’s 40-16 win. It was CU’s first 200-plus game since 2002 (Chris Brown, 211 at Missouri) and the 24th 200-yard game in school history. He became the **15th** different Buffalo to rush for 200-plus in a game.
- ▶ He became CU’s first 1,000-yard rusher since 2010, when Rodney “Speedy” Stewart had 1,318 (with 10 touchdowns on 290 carries).
- ▶ His **11** receptions versus UCLA (for 76 yards) last year were a record for the most in a game by a CU running back; the old mark was nine by FB Lawrence Vickers versus Oklahoma State in Boulder on Oct. 9, 2004 (for 96 yards).
- ▶ Lindsay has **96** receptions in his career, the most-ever by a running back at Colorado (he passed Rodney Stewart, who had 93 from 2008-11); his **783** yards are the second-most to Stewart’s 939.
- ▶ His **16** rushing touchdowns in 2016 were the most since 2002, when Chris Brown had 18; his **17** overall scores were also the most since Brown’s 2002 count. The last CU running back with double-digit rushing touchdowns in a season had been Rodney Stewart with 10 in 2010.

LINDSAY LOOKING TO SET CU ALL-PURPOSE YARDS MARK WHILE CLIMBING OTHER CHARTS

TB Phillip Lindsay has two 100-yard rushing games this season, giving him eight for his career. He has now scored at least one touchdown in 15 of his last 19 games, going back to the 2015 finale at Utah, and with **168** career points, he is now tied for 10th all-time at Colorado. Lindsay is now seventh on CU’s all-time rushing list with **2,679** yards. But the one mark that would be the bellcow for a player who was barely recruited after tearing his ACL in his season opener as a high school senior is CU’s all-purpose yards record. He has **4,439**, just 390 away from passing Rodney Stewart (4,828, 2008-11) for all-time at Colorado. He’s also the fifth active all-purpose yards leader in the NCAA (numbers differ as CU does not include bowl statistics since the NCAA only does so since 2002):

NCAA ACTIVE CAREER ALL-PURPOSE YARDS LEADERS (includes bowls)

Player, School	Pos.	Rush	Rec.	INT	PR	KR	Total
Royce Freeman, Oregon	RB	4,687	778	0	0	0	5,465
Ito Smith, Southern Miss.	RB	3,456	1,159	0	0	478	5,093
Justin Jackson, Northwestern	RB	4,377	669	0	0	0	5,046
Larry Rose III, New Mexico St.	RB	3,990	785	0	8	7	4,790
Phillip Lindsay, Colorado	TB	2,742	886	0	0	1,077	4,705
Rashaad Penny, San Diego St.	RB	2,124	431	0	0	2,045	4,600
Janarion Grant, Rutgers	WR	3	1,005	0	559	2,697	4,534
Jarvion Franklin, Western Mich.	RB	3,834	652	0	0	0	4,486
Arkeel Newsome, UConn	RB	1,711	978	0	0	1,623	4,312
Saquon Barkley, Penn St.	RB	3,090	898	0	0	234	4,222

FIELDS: MR. DEEP THREAT

Senior WR **Shay Fields** has nine career plays from scrimmage that are 50 yards or longer; the school record is 13, set by WR Paul Richardson (2010-13). Fields last season averaged 16.3 yards per catch but is a little lower this year (13.5), as his long is “just” 44 yards. He rose fast on CU’s all-time receiving charts and currently has **168** receptions (third), **2,222** yards (seventh) and **19** touchdowns (sixth). Fields’ long-receptions (quarterback in parenthesis):

75 at Arizona	2014 (Liufau; TD)	67 at Arizona State	2015 (Liufau)	60 vs. Colorado State	2016 (Liufau)
72 Arizona	2015 (Liufau; TD)	65 vs. Colorado State	2015 (Liufau; TD)	52 Utah	2014 (Liufau)
70 at Michigan	2016 (Liufau; TD)	63 Oregon State	2016 (Montez; TD)	51 Oregon State	2016 (Montez; TD)

Fields’ **19** career touchdown receptions have covered some **621** yards (19, 4, 2 and 75 as a freshman in 2013; 65, 8, 72 and 30 as a sophomore in 2015; 70, 7, 51, 33, 63, 15, 15, 27 and 6 in 2016; and 31 and 28 this *season*); that works to **32.7** per score.

► **MOST YARDS AGAINST ONE OPPONENT:** Last year, Fields had his second 100-yard game of the season and the fourth of his career at Arizona (6-108, 2 TD). He has now caught 19 passes for 370 yards and 5 touchdowns against Arizona in his career, the second most by a Buff against any team:

424—Paul Richardson vs. California (0 in 2010, 284 in 2011, 140 in 2013); **370—Shay Fields vs. Arizona (94 in 2014, 168 in 2015, 108 in 2016)**, 319—Nelson Spruce vs. California (140 in 2013, 179 in 2014); 318—Charles Johnson vs. Oklahoma (182 in 1992, 136 in 1993).

Season Receiving Touchdowns

No.	Player	Season
12	Nelson Spruce	2014
11	Derek McCoy	2003
10	Paul Richardson	2013
9	Charles E. Johnson	1993
9	Rae Carruth	1995
9	Shay Fields	2016
8	on four occasions	

Career Receiving Touchdowns

Rk	Player (Seasons)	G	No.	Yards	Avg.	TD
1	Nelson Spruce (2012-15)	49	294	3,347	11.4	23
2	Scotty McKnight (2007-10)	48	215	2,521	11.7	22
3	Paul Richardson (2010-13)	33	156	2,412	15.5	21
4	Rae Carruth (1992-96)	40	135	2,540	18.8	20
4	Derek McCoy (2000-03)	48	134	2,038	15.2	20
6	Michael Westbrook (1991-94)	41	167	2,548	15.3	19
6	Shay Fields (2014-17)	38	168	2,222	13.2	19

SHAY FIELDS AMONG PAC-12 LEADERS

Shay Fields moved into third place all-time at CU in receptions with 168 after catching five for 36 yards last weekend. Fields ranks 10th among active FBS players in receiving yards with 2,260, including the Alamo Bowl, and he is seventh in receptions. He is also looking to become the seventh FBS player with 20 or more touchdown receptions in a career (he would become the sixth Buff to do so); the active FBS leaders in TD catches: 30-James Washington, Oklahoma State; 24-Courtland Sutton, SMU; 22-Richie James, Middle Tennessee; 22-Anthony Miller, Memphis; 20-Dante Pettis, Washington; 20-Cody Thompson, Toledo. **THE PAC-12 LEADERBOARD IN:**

Career Receptions	Career Receiving Yards	Career Touchdown Receptions	Most Career Starts (all positions)
168 Shay Fields, Colorado	2,404 *Darren Carrington II, Utah	20 Dante Pettis, Washington	38 WR Shay Fields, Colorado
155 Jamal Morrow (RB), WSU	2,222 Shay Fields, Colorado	19 Shay Fields, Colorado	38 RB Royce Freeman, Oregon
142 *Darren Carrington II, Utah	1,678 Jordan Villamin, Oregon St.	19 Darren Carrington II, Utah	38 OL Cole Madison, WSU
117 Robert Lewis, WSU	1,666 Dante Pettis, Washington	14 Charles Nelson, Oregon	37 OL Jacob Alsadek, Arizona
110 Dante Pettis, Washington	1,254 Robert Lewis, WSU	12 Jordan Villamin, Oregon State	36 two others (ASU, USC)

*—Carrington’s numbers include his time at Oregon (he is a graduate transfer to the Utes this fall).

MORE FIELDS

A true deep threat, WR Shay Fields has nine career plays of 50 yards or longer (seven of which are over 60 yards); that places him third in the NCAA among active leaders behind Oklahoma State’s James Washington (13) and Toledo’s Cody Thompson (10). Through four games in 2017, his long is “just” 44 yards as he is still looking to crack double figures (CU’s record is 13 by **WR Paul Richardson**). FBS active career leaders with 50-plus yard receptions:

13 – James Washington, Oklahoma State	7 – Christian Kirk, Texas A&M	5 – Josh Malone, Tennessee
10 – Cody Thompson, Toledo	6 – Anthony Miller, Memphis	5 – Clinton Lynch, Georgia Tech
9 – Shay Fields, Colorado	6 – Allenzae Stagers, Southern Miss	5 – Demetris Robertson, California
8 – Devonte Boyd, UNLV	6 – Jester Weah, Pittsburgh	
7 – Richie James, Middle Tennessee	5 – Jamire Jordan, Fresno State	

FACT: MOST EXPERIENCED PASS CATCHERS

Colorado returned almost all of its receptions from 2016: of the 267 completions last season, all but three passes were caught by players who are returning in 2017 (and one of those three was by a quarterback). That figure tied Wake Forest for the fewest number of receptions lost from any of the 128 FBS programs. ► Colorado led the nation in percentage of total receptions returning for 2017 (264 or 267, or 99.0 percent; Wake Forest was next (98.4, 187 of 190), with Troy third (96.8, 305 of 315), TCU fourth (96.6, 285 of 295) and Vanderbilt fifth (95.7, 201 of 210).

ACTIVE NCAA RECEIVING DUOS

The Buffaloes have three of the top 10 active receiving duos – by number of receptions – in the nation (research by Syracuse sports info):

320 Syracuse: Ervin Phillips (161), Steve Ishmael (159)	277 Oklahoma State: James Washington (171), Marcell Ateman (106)
315 Middle Tennessee: Richie James (232), Ty Lee (83)	274 Memphis: Anthony Miller (159), Phil Mayhue (115)
289 Oklahoma State: James Washington (171), Jalen McCleskey (118)	272 Washington State: Jamal Morrow (155), Robert Lewis (117)
283 Colorado: Shay Fields (168), Devin Ross (115)	264 Colorado: Shay Fields (168), Phillip Lindsay (96)
279 Colorado: Shay Fields (168), Bryce Bobo (111)	261 Penn State: DaeSean Hamilton (172), Mike Gesicki (89)

OLIVER AMONG PAC-12 ELITE

Junior **CB Isaiah Oliver** is currently tied for the national lead in passes defended with nine on the year (seven PBU's and two interceptions). Iowa's Joshua Jackson has put up the same exact numbers as Oliver. Two other Pac-12 players are close behind; USC Uchenna Nwosu and Oregon's Aarion Springs both have eight (all breakups, no interceptions). Taking a look at the Pac-12, he is second among the active leaders in passes defended as he has become the 18th Buffalo in history to break up 25 or more passes in a career (and he has done so in just 30 career games, in eight of which he has had multiple pass breakups):

CAREER PASSES DEFENDED – PAC-12 LEADERS

Name, School	Cl.	Passes Defended (Breakups/Interceptions)
Arrion Springs, Oregon	Sr.	33 (32/1)
Isaiah Oliver, CU	Jr.	29 (26/3)
Iman Marshall, USC	Jr.	27 (21/6)
Darius Allensworth, Cal	Sr.	23 (21/2)
Marcellus Pippins, WSU	Sr.	19 (14/5)

Oliver, who is a two-sport star, has competed two seasons in the decathlon on CU's outdoor track team, and is a two-time All-Pac-12 performer in the event. As a sophomore, he finished fourth at the 2017 Pac-12 Championships with 7,394 points (just 136 out of the lead), and he won the 100-meter (10.82) and 400-meter (48.15) dashes and the long jump (24-1); placed second in the 110-hurdles (14.36) and the shot put (42-2) and third in the discus (121-7)

His father, Muhammad, was also a two-sport star in college. He was a world-class decathlete (an NCAA track All-American) at Oregon and was also a cornerback for the Ducks before being selected in the ninth round of the 1992 NFL Draft by the Denver Broncos and playing five seasons in the league with five teams (Denver, Green Bay, Kansas City, Miami and Washington).

TRACKING ISAIAH OLIVER

In four games this season opposing quarterbacks have targeted the receiver Isaiah Oliver has been covering 36 times, yet Oliver has only allowed 12 completions. That means the Buffalo standout is only allowing a .333 completion percentage against. Oliver only allowed opponents to complete 43.1 percent of the passes his way last season, which ranked No. 2 among all Pac-12 returning cornerbacks.

WHEN QB'S TARGET ISAIAH OLIVER

Game	Att-Com-Int	Pct.	Yards	PBU	TD	QB Rating Against
Colorado State	15- 6- 1 (1)	.400	63	4	0	61.95
Texas State	8- 1- 1	.125	9	2	0	-3.05
Northern Colorado	7- 4- 1	.571	94	0	2	235.66
#7 Washington	6- 1- 1 (1)	.167	25	1	0	18.33
Totals	36-12-4 (1)	.333	191	7	2	74.01

Note: interceptions listed in parenthesis are interceptions by teammates on passes thrown at the receiver Oliver was covering.

TOUGH TO THROW AT

Last season **CB Isaiah Oliver** ranked No. 2 among Pac-12 cornerbacks returning in 2017 in completion percentage against, as opponents connected on just 43.1 percent of passes targeted his way. Oliver got off to quite the strong start this year, as he only allowed 6 of 15 passes to be completed on him against Colorado State; that is just 40 percent and of the 15 passes thrown his way, 10 of them were when he was in coverage on CSU wide receiver Michael Gallup. Gallup has NFL potential and the week before in CSU's win over Oregon State, he caught 11 passes for 134 yards. Oliver broke up four passes in the game, setting a new career-high, and Ram quarterback Nick Stevens had just a 61.95 passer efficiency rating when throwing at Oliver (one of Stevens' passes was picked off by Evan Worthington when he was targeting the receiver Oliver was covering).

► In CU's 2017 season opener, Oliver's four pass breakups were the second-most of any player in week one (or week zero for that matter) of the college football season. Only Ohio State junior Denzel Ward had more. Ward broke up five passes and also had an interception for the Buckeyes in their win at Indiana.

JUST IN CASE YOU WERE WONDERING

... about the debut of redshirt freshman **CB Trey Udoffia**. The receiver he was targeted 15 times in the game (32 percent of CSU's Nick Stevens' pass attempts) and he allowed eight completions for 114 yards, but no touchdowns and he picked off one pass and broke up another two attempts. Stevens had a passer rating of 103.84 when throwing Udoffia's way. The Loomis, Calif. native finished with five tackles in his first game action in college football.

WORTH(INGTON) THE WAIT

S Evan Worthington in four games has posted 24 tackles (19 solo, two for losses), his first career interception and he has two pass deflections, four third down stops and four touchdown saves. His eight tackles against Colorado State were one off his career-high of nine, which he recorded on Nov. 8, 2014 at No. 21 Arizona. In his true freshman season he played in 12 games with three starts and recorded 31 tackles. In 2015, he played in just three games on the defensive side of the ball and totaled only two tackles on the season. After sitting out 2016, he is off to quite the start to his redshirt junior season and currently ranks fourth on the team in tackles while playing in 118 snaps from scrimmage (Note: he was Evan White his first two years as a Buff, but took on a family name upon his return).

OLIVER SNAPS 11-YEAR DROUGHT; SHENAULT MAKES IT TWO IN EIGHT GAMES

CB Isaiah Oliver's 68-yard punt return for a touchdown in the fourth quarter in CU's 20-10 win over UCLA last Nov. 3 was the first punt return for a TD by a Buffalo since **WR Stephone Robinson** brought one back 81 yards against Kansas in Boulder on Oct. 22, 2005. In the game, Oliver returned five punts for 124 yards and was the first Buff to have over 100 yards in punt returns in a game since **WR Josh Smith** (4-108) against Eastern Washington on Sept. 6, 2008; it was the most yards since **WR Roman Hollowell** had 148 on six returns against Fresno State on Aug. 26, 2001. Then against Texas State this year, **WR Laviska Shenault** scooped up a fumble and raced it back 55 yards for a score – the NCAA officially terms it a punt return (and not a fumble), so thus, he made the list. CU's punt returns for touchdowns over the last 20 years (yards listed first):

- | | |
|--|--|
| 82 Cedric Cormier vs. Colorado State in Denver, Sept. 5, 1998 (TD). | 69 Roman Hollowell vs. Missouri in Boulder, Nov. 3, 2001 (TD). |
| 68 Ben Kelly vs. Utah State in Boulder, Sept. 19, 1998 (TD). | 75 Jeremy Bloom vs. Colorado State in Denver, Aug. 31, 2002 (TD). |
| 76 Ben Kelly vs. Iowa State in Boulder, Nov. 14, 1998 (TD). | 80 Jeremy Bloom vs. Oklahoma at Houston, Dec. 7, 2002 (TD). |
| 88 Ben Kelly vs. Boston College at Tucson (Insight Bowl), Dec. 31, 1999 (TD). | 81 Stephone Robinson vs. Kansas in Boulder, Oct. 22, 2005 (TD). |
| 66 Roman Hollowell vs. Kansas at Lawrence, Oct. 21, 2000 (TD). | 68 Isaiah Oliver vs. UCLA in Boulder, Nov. 3, 2016 (TD). |
| 77 Roman Hollowell vs. Fresno State in Boulder, Aug. 26, 2001 (TD). | 55 Laviska Shenault vs. Texas State, Sept. 9, 2017 (TD). |

2017 GAME RECOGNITIONS

Here is the list of those players who carried Colorado's symbolic artifacts when they took the field prior to each game; the sledgehammer is awarded for the toughest legal hit in the previous game (or in camp). The out of state flags were carried by natives of Texas and Florida as a show of support for the victims of Hurricanes Harvey and Irma:

Opponent	Toolbox	Sledgehammer	Colorado Flag	United States Flag	Other
Colorado State	C Jonathan Huckins	SS Ryan Moeller	OT Isaac Miller	ILB Trent Headley
Texas State	ILB Trent Headley	ILB Drew Lewis	CB Andrew Bergner	SN Brian Meek	C Jonathan Huckins (Texas flag)
Northern Colorado	TB Kyle Evans	S Evan Worthington	ILB Jonathan Van Diest	TB Phillip Lindsay	WR Johnny Huntley (Florida flag)
Washington	S Daniel Talley	OG Gerrad Kough	S Evan Worthington	CB Andrew Bergner

GOING LOW

The CU-Stanford game was the fifth-lowest scoring game of the 2016 season involving an FBS program, as the Buffs won 10-5 in Palo Alto; it was one of 11 games with 20 or fewer points the entire season. Fast-forward to 2017, and the Buffaloes once again have participated in one of the nation's lowest-scoring affairs, their 17-3 season-opening win over Colorado State. In fact, it's tied for the low at present through games of Sept. 23:

Sept. 1 Colorado 17, Colorado State 3 (Denver) 20	Sept. 16 MARSHALL 21, Kent State 0 21
Sept. 9 CLEMSON 14, Auburn 6 20	Sept. 2 MINNESOTA 17, Buffalo 7 24
Sept. 23 Florida International 13, RICE 7 20	Sept. 9 Old Dominion 17, MASSACHUSETTS 7 24
Sept. 16 VANDERBILT 14, Kansas State 7 21	

➤ Colorado won three games in 1966 when scoring fewer than 14 points; but how rare was CU's 10-5 win at Stanford in 2016? It was just the ninth win in the last 50 seasons where the Buffs won when scoring under 14 points, and the first in 20 years. A look at these low scoring affairs (#—Orange Bowl):

Nov. 11, 1967 KANSAS W 12- 8	Sept. 18, 1982 at Washington State W 12- 0	Oct. 8, 1992 at Missouri W 6- 0
Nov. 5, 1977 at Iowa State W 12- 7	Jan. 1, 1991 #Notre Dame W 10- 9	Nov. 16, 1996 KANSAS STATE W 12- 0
Oct. 17, 1981 OKLAHOMA STATE W 11-10	Oct. 26, 1991 at Kansas State W 10- 0	Oct. 22, 2016 at Stanford W 10- 5

Note: CU scored two touchdowns in the '67 and '96 games, four field goals in the '82 game; and two field goals in the '92 game; others were a combination.

BALL SECURITY UNDER MAC

The Buffaloes have had nothing short of incredible ball security in the MacIntyre Era, including CU's all-time low of 12 in the 2014 season. In **55** games under Mike MacIntyre, CU has not had any fumbles in **20** games, has not lost a fumble in **26** of those 55 and just one in **18** other games (meaning more than one only 17 times); that's just **76** total fumbles. In the four-plus seasons, the tailbacks have been exceptionally good: they total just **16** fumbles in **1,580** attempts, or one every **98.8** carries (they didn't have a fumble among them in Mac's first year until the ninth game of the year—254 attempts). *Career counts of current Buffaloes:* **Phillip Lindsay** has nine in 691 touches (553 rushes; but two of those fumbles were on kickoff returns as a freshman); **Michael Adkins II** just three in 273 (245 rushes); **Kyle Evans** one in 107 (100 rushes) and **Beau Bisharat** one in 23 (all rushes).

➤ In four-plus seasons under MacIntyre, the Buffs have just the **76** fumbles in **4,989** touches, or one for every **65.6** plays (this year: 8 in **347** touches: 297 offensive plays (includes two 2-pt plays), 32 special team snaps, 18 returns. And of those **76** fumbles, the Buffs have lost just **35**.

GAMBOA LEADING DEFENSE

Entering the season, junior **ILB Rick Gamboa** led all Buffs in career tackles with 175 and 25 consecutive starts (he has since become the 71st Buffalo to record 200-plus tackles in a career). The coaches refer to him as the "quarterback" of the defense.

EIGHT STARTERS ON DEFENSE GONE ... BUT

Many have implied during the off season that with Colorado losing eight starters on defense, along with three of the four defensive coaches being new that the Buff defense could suffer a dramatic fall off from its banner 2016 season. But as **Lee Corso** would say, "not so fast, my friends." Because of the way CU has rotated players in and out of the lineup over past few years, there's plenty of returning experience: the 11 players occupying the top defensive spots on the mid-camp depth chart have played a total of **6,594** career snaps.

2017 SENIORS (23)

No.	Player	Pos.	Ht.	Wt.	Cl.	Exp.	Hometown (High School/Previous College)	Major	TGD
19	*ADKINS II, Michael	TB	5-10	205	Sr.	4L	San Diego, Calif. (Helix)	Business-Finance & Accounting	Dec. '17
41	*BERGNER, Andrew	CB	5-11	165	Sr.	2L	Parker, Colo. (Legend/Arizona State)	Sociology	Dec. '17
4	*BOBO, Bryce	WR	6- 2	200	Sr.	3L	Covina, Calif. (Charter Oak)	Sociology	May '18
59	*COLEMAN, Timothy Jr.	DE	6- 3	255	Sr.	3L	Denver, Colo. (Mullen)	Ethnic Studies	Dec. '17
89	DEMENT, Kevin	WR	5-11	180	Sr.	VR	Centennial, Colo. (Arapahoe)	Business-Management	May '18
17	ENTO, Kabion	WR	6- 3	185	Sr.	1L	Pine Bluff, Ark. (Dollarway/East Central [Miss.] CC)	Sociology	May '18
1	FIELDS, Shay	WR	5-11	185	Sr.	3L	Bellflower, Calif. (St. John Bosco)	Sociology	May '18
5	*FRAZIER, George	DE/TE	6- 2	275	Sr.	3L	Duarte, Calif. (Monrovia)	Ethnic Studies/EFPP	Dec. '17
15	*GRAHAM, Chris	PK	6- 3	235	Sr.	3L	Burlingame, Calif. (Burlingame)	Integrated Physiology & Anthropology	Graduated (May '17)
45	*GRZESIEK, Tanner	TB	5-10	205	Sr.	VR	Colorado Springs, Colo. (Classical Academy/UCCS)	Business-Marketing	Dec. '17
46	*HEADLEY, Trent	ILB	6- 2	225	Sr.	VR	Littleton, Colo. (Columbine/Metro State)	Psychology	Dec. '17
79	*HUCKINS, Jonathan	OL	6- 4	290	Sr.	3L	The Woodlands, Texas (The Woodlands)	Economics	Dec. '17
76	*IRWIN, Jeromy	OL	6- 5	295	Sr.	4L	Cypress, Texas (Cypress Fairbanks)	Communication & History	Graduated (May '17)
52	*JACKSON III, Leo	DE	6- 3	275	Sr.	2L	Decatur, Ga. (North Atlanta/Foothill College)	Sociology	Dec. '17
68	*KOUGH, Gerrad	OG	6- 4	300	Sr.	3L	Pomona, Calif. (Pomona)	Communication & Ethnic Studies	Graduated (Dec. '16)
1	*LAGUDA, Afolabi	DB	6- 1	205	Sr.	2L	Snellville, Ga. (Brookwood/Butler CC)	Economics	Dec. '17
29	LEE, Donovan	TB	5- 9	180	Sr.	3L	West Hills, Calif. (Chaminade College Prep)	Ethnic Studies & Sociology	May '18
23	*LINDSAY, Phillip	TB	5- 8	190	Sr.	3L	Aurora, Colo. (Denver South)	Communication & Sociology	Dec. '17
95	*McCARTNEY, Derek	OLB	6- 3	240	Sr.	3L	Westminster, Colo. (Faith Christian)	Integrative Physiology	Graduated (May '16)
51	*MEEK, Bryan	LB	6- 0	215	Sr.	RS	Niwot, Colo. (Niwot/Air Force)	Business-Management	May '18
25	*MOELLER, Ryan	DB	6- 1	215	Sr.	3L	Rifle, Colo. (Rifle)	Communication	Dec. '17
13	*PATTERSON, T.J.	QB	6- 3	185	Sr.	VR	Boulder, Colo. (Boulder/Wyoming)	Sociology	Dec. '17
2	*ROSS, Devin	WR	5-11	180	Sr.	3L	Altadena, Calif. (Bishop Alemany)	Sociology	Dec. '17

(*—fifth-year senior)

THE UNDERGRADUATE FOUR: Five players, all juniors in eligibility, have already earned their degrees: **PK Chris Graham** (Integrative Physiology, May '17); **OT Jeromy Irwin** (Communication & History, May '17); **OG Gerrad Kough** (Communication, Dec. '16) and **OLB Derek McCartney** (Integrative Physiology, May '16).

GRADUATION REVIEW

(Through August 2017) Over the last 16 years, Colorado has had **286** of its **317** seniors graduate, or translating to **90.2** percent in this time frame (including 25 of the 31 seniors in 2016); these are the 2001-2016 senior classes, including those players who received medicals. Over the last eight years, 171 of the last 187 have graduated (**91.4%**), with nine of those 16 playing in the NFL and haven't yet been able to complete their requirements. NCAA numbers will not match these (it doesn't allow a school to count transfers who graduate, but it does count against a school if it had a player transfer; it also does not count walk-ons). It's one of the reasons the numbers are skewed to be lower than they really are, especially at tougher academic schools like Colorado and its Pac-12 brethren.

TEAM GRADE POINT AVERAGE: The team's **2.58** cumulative grade point average through the Spring 2017 semester is its sixth highest on record (data collected since 1996); the team has 14 straight semester GPA's over **2.50**.

CAPTAINS

On the Thursday prior to this year's spring game (March 16), the team met to elect their 2017 captains; head coach Mike MacIntyre has a two-stage process to select the captains, and the voting is limited to those players who have been in the program at least 18 months (one year if a JUCO transfer). Six players emerged from the process and were selected as captains of MacIntyre's fifth CU team: three who were captains last year: seniors **TE/DE George Frazier**, **OT Jeromy Irwin** and **TB Phillip Lindsay**, one who was in 2015, **OLB Derek McCartney** (when it was 12-man leadership group that rotated as game captains), and two first-timers: senior **S Afolabi Laguda** and junior **ILB Rick Gamboa**.

❶ In 2016, **QB Sefo Liufau** became the just the second player in CU history to serve three years as a captain, the first since **Pat Carney** did so 123 years earlier in 1891-92-93; Lindsay now joins that most exclusive group, having served as a sophomore in 2015 and last year as a junior.

❷ Frazier, Irwin and McCartney become the 11th, 12th and 13th players in school history to be named a captain twice; in addition to the trio of three-year captains, they also join these players selected twice: **Harry Gamble** (1894-96), **ILB Barry Remington** (1985-86), **TB Bobby Purify** (2003-04), **QB Joel Klatt** (QB, 2004-05), **ILB Addison Gillam** (2014-15), **WR Nelson Spruce** (2014-15) and **ILB Kenneth Olugbode** (2015-16).

❸ Lindsay is one of six players in the nation currently serving in his third year as a team captain; he's joined by **Justin Lawler** and **Courtland Sutton** (SMU), **J.T. Barrett** (Ohio State), **Ja'Whaun Bentley** (Purdue) and **Lamar Jordan** (New Mexico).

CAREER CHART WATCH

Here's where several Buffaloes rank on some of CU's all-time statistical charts two games into the 2017 season (*Note: Colorado does not count bowl stats into career totals to protect past history, thus career numbers for players past and present will differ from NCAA*):

- ⇒ **TB MICHAEL ADKINS** is 40th in rushing yards (**1,200**).
- ⇒ **WR BRYCE BOBO** is 12th in receptions (**111**) and is 20th in receiving yards (**1,175**).
- ⇒ **WR SHAY FIELDS** is third in receptions (**168**), is seventh in receiving yards (**2,222**) and is seventh in touchdown receptions (**19**).
- ⇒ **ILB RICK GAMBOA** is 67th in tackles (**211**).
- ⇒ **TB DONOVAN LEE** is 60th in receptions (**46**) and is 21st in kickoff return yards (**586**).
- ⇒ **TB PHILLIP LINDSAY** is seventh in rushing yards (**2,679**), is second in all-purpose yards (**4,539**), is 18th in receptions (**96**), 39th in receiving yards (**783**), fifth in yards from scrimmage (**3,462**), 22nd in total offense (**2,679**) and is sixth in kickoff return yards (**1,077**).
- ⇒ **WR JAY MacINTYRE** is 62nd in receptions (**44**) and is 62nd in receiving yards (**570**).
- ⇒ **OLB DEREK McCARTNEY** is tied for 27th in quarterback sacks (**11½**).
- ⇒ **QB STEVEN MONTEZ** is 21st in passing yards (**2,046**).
- ⇒ **CB ISAIAH OLIVER** is 16th in pass deflections (**26**).
- ⇒ **TB DEVIN ROSS** is 11th in receptions (**115**) and is 13th in receiving yards (**1,385**).

AHEAD IN A BIG WAY

From 2006-15, the opponent had almost always had a distinct advantage in TSL (time spent in the lead), but CU reversed that and then some in 2016 and is off to a good start this season. The Buffs led for **457** minutes and **20** seconds, or **59** percent of the time; opponents for just 24 percent and the score tied the other 17 percent. CU led for more minutes in 2016 than it had in all 11 previous years after just eight games (and when it held the edge over an entire season just twice: 2005 and 2010). A closer look, including the first four games of 2017 (*bowl games not included*):

Season	Colorado	Tied	Opponent	Season	Colorado	Tied	Opponent	Season	Colorado	Tied	Opponent
2005	320:31	101:55	297:34	2010	312:45	113:54	293:21	2015	192:47	158:14	428:59
2006	269:22	123:11	327:27	2011	191:12	78:44	510:04	2016	457:20	133:33	189:07
2007	280:56	130:11	308:53	2012	77:38	112:18	530:04	2017	167:15	37:20	35:25
2008	191:24	119:07	409:29	2013	197:17	108:56	413:47				
2009	110:29	165:18	444:13	2014	261:22	83:52	374:46				

EXPERIENCED UNIT UP FRONT

Last season the Buffs tied the school record with 500 yards of offense in six games, matching the 1994 squad. Can this offensive line help lead the current Buffs to challenge the all-time best units in CU history? Here is a look at CU's best seasons on offense:

CU Total Offense (Best Years)

Year	G	Yards	Avg/G	500+	Year	G	Yards	Avg/G	500+	Year	G	Yards	Avg/G	500+
1994	11	5,448	495.3	6	1996	11	4,973	452.1	4	1990	12	5,177	431.4	1
1995	11	5,353	486.6	5	2016	13	5,802	446.3	6	1999	11	4,674	424.9	4
1989	11	5,201	472.8	4	2014	12	5,270	439.2	3					
1993	11	5,175	470.5	5	2001	12	5,213	434.4	4					

➔ **CHASING 1994:** With Colorado gaining over 500 yards in six games and averaging **446.3** yards per game in 2016, the Buffs were for a time challenging the school's previous best of 495.3 yards of total offense for a single season. That '94 offense featured the likes of the late **TB Rashaan Salaam**, **QB Kordell Stewart** and **WR Michael Westbrook**, among others, as all 11 starters from that team eventually went on to play in the National Football League.

30

Colorado is **16-6** under head coach Mike MacIntyre in games where it scores 30 or more points, including **7-0** in 2016 (7-26 and 3-4, respectively when held to under 30). Even including the Alamo Bowl, CU averaged over 30 points for the first time since 2001, when CU put up 396 total points, or 33.0 per game. The school record for points in a regular season remains the 452 scored by the 1989 Buffalo team was undefeated before losing to Notre Dame in the Orange Bowl (as is the 458 total including bowl games). CU's all-time top scoring teams since World War II (minimum 30.0 per game; includes bowls):

Year	Points	Avg/G	W-L	Year	Points	Avg/G	W-L	Year	Points	Avg/G	W-L
1989	458	38.2	11-1	2016	435	31.1	10-4	1990	399	30.7	11-1-1
1995	444	37.0	10-2	1999	405	33.8	7-5	2001	412	31.7	10-3
1994	439	36.6	11-1	1971	370	30.8	10-2				

HOME COOKING IN '16

Colorado won its **400th** game in Boulder against Washington State last November (dating back to the 1890s on assorted campus fields); the Buffs enjoyed their first undefeated season at home (**6-0**) since 1994. The friendly confines of Folsom Field have been just that, as CU outscored the opponents **228-85**, allowing just eight touchdowns (three on short fields). CU outgained the six by **3,025-1,532**, with a **158-78** edge in first downs. Opponents converted at just a **24.2** clip on third downs (24-of-99) and crossed the 50 just **36** times in **90** drives (eight three-and-outs, running **144** plays for only **515** yards in plus territory).

700 CLUB ON HORIZON

Colorado has an all-time record of **698-495-26** (a .583 winning percentage), as the Buffaloes are 25th on the all-time win list and is 36th in all-time winning percentage (29th for those schools with 1,000 or more games played in Division I-1). The Buffs are now two wins away from 700 and thus would be the 25th FBS program to reach the victory milestone; the top 30 in all-time wins:

Team	Years	Games	Won	Lost	Tied	Pct.	Team	Years	Games	Won	Lost	Tied	Pct.	Team	Years	Games	Won	Lost	Tied	Pct.
1 Michigan	138	1,309	939	334	36	.731	11 Georgia	124	1,271	799	418	54	.650	21 Florida	111	1,160	712	409	40	.630
2 Notre Dame	129	1,263	899	322	42	.728	12 LSU	124	1,237	781	409	47	.650	21 Arkansas	124	1,238	711	487	40	.590
3 Texas	125	1,287	892	362	33	.706	13 Auburn	125	1,232	752	433	47	.629	23 Syracuse	128	1,287	707	531	49	.569
4 Nebraska	128	1,305	891	374	40	.698	14 West Virginia	125	1,271	738	488	45	.598	24 Navy	137	1,312	703	552	57	.557
5 Ohio State	128	1,265	889	323	53	.723	15 Virginia Tech	124	1,240	732	462	46	.609	25 Colorado	128	1,229	698	495	36	.583
6 Alabama	123	1,252	882	327	43	.721	16 Texas A&M	123	1,248	728	472	48	.602	26 Wisconsin	129	1,229	687	489	53	.581
7 Oklahoma	123	1,250	876	321	53	.722	17 Georgia Tech	125	1,259	725	491	43	.593	26 North Carolina	127	1,268	687	527	54	.564
8 Penn State	131	1,296	871	35	41	.688	18 Clemson	122	1,223	721	457	45	.608	28 Michigan State	121	1,181	686	451	44	.599
9 Tennessee	121	1,261	832	376	53	.681	19 Washington	128	1,211	719	442	50	.614	28 Minnesota	134	1,239	686	509	44	.571
10 USC	124	1,217	827	336	54	.701	20 Pittsburgh	128	1,278	713	523	42	.575	30 Miami-Ohio	129	1,175	681	450	44	.599

100/300

The Buffaloes have historically done well when holding the opponent to under 100 yards rushing and under 300 yards total offense. Dating back to the start of the 1985 season, Colorado is **102-14-1** when the opponent fails to reach 100 yards on the ground, and **101-20-1** when the enemy is held under 300 yards overall. CU is **9-0** and **12-0** in each, respectively, in 55 games under Mike MacIntyre.

MONTEZ JOINS SOME ELITE COMPANY

Though just with six career starts (and a 5-1 record), QB Steven Montez has already tied a significant CU record: he joins Koy Detmer, Mike Moschetti and Sefo Liufau as those at Colorado with two career 400-yard total offense games. The list of all 13 games with 400-plus at Colorado:

Yds	(pass,rush)	Player	Opponent	Date
527	(455,72)	Sefo Liufau	at California (2 OT)	Sept. 27, 2014
500	(465,35)	Mike Moschetti	San Jose State	Sept. 11, 1999
500	(474,25)	Tyler Hansen	California (OT)	Sept. 10, 2011
468	(333,135)	Steven Montez	at Oregon	Sept. 24, 2016
457	(457,0)	Koy Detmer	at Missouri	Nov. 2, 1996
453	(345,108)	Sefo Liufau	Washington State	Nov. 19, 2016
446	(382,64)	Mike Moschetti	Oklahoma	Oct. 30, 1999
430	(426,4)	Koy Detmer	NE Louisiana	Sept. 16, 1995
430	(409,21)	Kordell Stewart	Colorado State	Sept. 5, 1992
429	(336,93)	Craig Ochs	Oklahoma State	Oct. 28, 2000
425	(357,68)	Steven Montez	Northern Colorado	Sept. 16, 2017
424	(419,5)	Joel Klatt	Kansas (OT)	Oct. 11, 2003
408	(400,8)	Connor Wood	Colorado State (Denver)	Sept. 1, 2013

LONG DRIVES

In the first two games of the season, Colorado marched 90-plus yards on a touchdown scoring drive. CU's first was on its first scoring drive of the season, a 6-play, 94-yard drive that took just 1:30 off the clock and ended in a Phillip Lindsay 45-yard touchdown run. Last week against Texas State, the Buffs had a 9-play, 96-yard scoring drive over 2:44 that ended in a two-yard Steven Montez touchdown run. In 14 games last year, Colorado did not have one scoring drive of over 90 yards (its longest was 87 yards, which was done twice and both engineered by Steven Montez in the Oregon and Oregon State games). In Mike MacIntyre's first four seasons at Colorado, the Buffs produced just three other 90-yard scoring drives.

Longest Drives – Mike MacIntyre Era

Date	Opponent	Plays	Yards	Time	Result	How	Quarterback
9/13/14	Arizona State	7	99	2:15	TD	Spruce 31 pass from Liufau	Liufau
9/9/17	Texas State	9	96	2:44	TD	Montez 2 run	Montez
9/1/17	Colorado State	6	94	1:30	TD	Lindsay 45 run	Montez
9/12/15	Massachusetts	14	91	7:24	TD	Liufau 7 run	Liufau
10/18/14	at USC	13	91	4:15	TD	Gehrke 9 run	Gehrke

100+ RETURN YARDS NOT THAT COMMON

Often lost in all the conversation about total offense and defense are return yards – but they often swing a game. This year, CU already owns a **167-53** edge (116-9 versus Texas State, 11-0 against CSU). The 116 yards against TXST marked just the fourth time since 2002 that the Buffs recorded over 100 returns yards in a game (and just the second time against an FBS foe). Last year, CU had **175** against UCLA in its 20-10 win, and they played a huge role, accounting for one touchdown via punt return and setting up CU's lone offensive score via an interception return. It was the most return yards by the Buffs since Oct. 26, 2002, when they had **183** in a 37-13 win over Texas Tech (125 interception, 44 punt, 14 fumble). The other two games with 100-plus came in 2008 against Eastern Washington (135) and in 2013 against Central Arkansas (125).

COLORADO NEAR THE TOP IN ALL-TIME 1,000-YARD / 2,000-YARD CAREER RUNNERS

In 2015, **Michael Adkins** became the 52nd player in Colorado history rush for 1,000 or more yards in a career and later in the year, **Phillip Lindsay** joined him and became No. 53 to hit the grand mark (and the 19th to hit 2,000 late in his junior year). CU is seventh all-time in known 1,000-yard runners (many schools don't know the number). Oklahoma tops the list with 71 (and the Buffs are tied for seventh with the most 2,000-yard career runners). The all-time leaders in players who have reached the career 1K and 2K plateaus:

Oklahoma	71/29	Arkansas	47/18	Georgia Tech	43/13	Virginia Tech	40/19	Mississippi	37/13	Western Michigan	--/15
Ohio State	68/25	LSU	47/16	Minnesota	43/13	Illinois	40/16	Baylor	37/11	Utah	--/13
Nebraska	64/29	Houston	47/15	Air Force	43/10	Wisconsin	40/16	Mississippi State	35/11	SMU	21+/12
Southern Cal	60/20	Texas A & M	46/19	Syracuse	42/22	Indiana	40/13	Wake Forest	34/11		
Alabama	58/19	Iowa	47/15	South Carolina	42/16	-----	-----	New Mexico	25+/13		
Army	53/11	Duke	46/ 6	Florida State	42/15	Boston College	39/17	Bowling Green	37/13		
Colorado	53/19	Mississippi	45/ 8	Virginia	41/17	Northern Illinois	39/17	Michigan	?/20		
West Virginia	50/15	Penn State	43/19	Michigan State	41/16	Florida	37/17	Colorado State	?/16		
Texas	51/19	Auburn	43/17	North Carolina	41/13	San Diego State	37/14	Tulsa	32/15		

In 1989, Colorado had four players on the roster at the same time with at least 1,000 career yards: **TB Eric Bieniemy, TB J.J. Flannigan, QB Darian Hagan and FB Erich Kissick**. Only two other times did the Buffs have three players that had hit that plateau on the same team, in 1993: **FB James Hill, TB Rashaan Salaam and TB Lamont Warren** and in 2015: **Christian Powell, Michael Adkins and Phillip Lindsay**.

Freshman **WR Laviska Shenault** became the 15th known Buffalo to score a touchdown on his first collegiate touch (excluding kickers, offensive linemen and defensive players), but statistically, it wasn't an official touch. Against Texas State, he scooped up an Isaiah Oliver fumble after the latter had returned it four yards; Shenault then ran 55 yards for a TD to open the scoring in what would be a 37-3 Colorado win. However, the NCAA does not score it as a fumble return but views it as an extension of a punt return, thus he was credited with no return for 55 yards, much like a lateral is scored (*full list on page 46*).

MONTEZ /QUICKLY

Sophomore **QB Steven Montez** is now **5-2** as CU's starting quarterback with the team's 3-0 start this season. In the season opener against the Rams (having all spring and fall camp to think about it), he completed **21-of-29** passes for 202 yards (1 TD/2 INT) for a rating of 128.5. His **72.4** completion percentage was a career-best, as he was **7-of-11** on first downs (for 42 yards), **6-of-10** for 68 yards on second down and **8-of-8** for 92 yards on third down.

➤ Opening **5-1** as a starter was the best by a CU quarterback since **Mike Moschetti** opened **5-0** in 1998 (he went on to be 5-1, 6-1, 6-2, 6-3 and 7-3); Moschetti was the last to open 6-1 (along with **John Hessler** in 1995, who went on to be 8-1 in his first nine games as starter from 1995-97).

TAKING THE WORLD BY STORM

QB Steven Montez had quite a debut as CU's starter subbing for an injured Sefo Liufau at Oregon (Sept. 24, 2016). In leading the Buffs to a 41-38 win, he arguably had the best first game as a starter in school history. He completed 23 of 32 passes for 333 yards (3 TD/2 INT), for a passer rating of 177.7 and also had 21 rushes for 135 yards (6.4 per), with a touchdown and a long run of 32 yards. It all added up to 468 yards of total offense and 23 first downs earned (8 rush/15 passing). He received seven different national and/or conference accolades for his efforts, as well as:

- He enjoyed the fifth-best game in a quarterback's first start at Colorado in terms of passing yards, but the best in total offense (*see charts below*).
- His 135 yards rushing were the most in a debut by a starting Buff QB (topping the 116 by Darian Hagan vs. Texas in 1989) and is the 10th most in any game all-time at Colorado by a quarterback (and the first 100-yard game by a quarterback since Nov. 4, 2006 when Bernard Jackson had 105 against Kansas State).
- His 468 yards of total offense were the fourth-most in a single-game in Colorado history.
- It was the first-ever 300 passing/100 rushing game in CU history and just the second 200/100 game (Stewart had 205/143 vs. Notre Dame in the '95 Fiesta Bowl).
- His 14 straight completions in the first half tied for the second-most in school history (trailing 15 by Mike Moschetti over two games in 1999); it matched the most in one game (Koy Detmer, 14 at Colorado State in 1996).

Most Yards Passing / CU Quarterback Debuts

Yards	(A-C-I, TD)	Player	Opponent	Date	Result
418	(50-33-5, 2)	Koy Detmer	Oklahoma	10/24/1992	T, 24-24
409	(36-21-1, 4)	Kordell Stewart	Colorado State	9/05/1992	W, 37-17
402	(34-21-0, 4)	Joel Klatt	Colorado State (Denver)	8/30/2003	W, 42-35
348	(34-24-0, 5)	John Hessler	at Oklahoma	9/30/1995	W, 38-17
333	(32-23-2, 2)	Steven Montez	at Oregon	9/24/2016	W, 41-38
257	(32-21-0, 3)	Mike Moschetti	Colorado State (Denver)	9/05/1998	W, 42-14
239	(25-15-0, 1)	Craig Ochs	at Texas A & M	10/07/2000	W, 26-19

Most Total Offense / CU Quarterback Debuts

Yards (Pass, Rush)	Player	Opponent	Date	Result
468 (333, 135)	Steven Montez	at Oregon	9/24/2016	W, 41-38
430 (409, 21)	Kordell Stewart	Colorado State	9/05/1992	W, 37-17
396 (418, -22)	Koy Detmer	Oklahoma	10/24/1992	T, 24-24
392 (402, -10)	Joel Klatt	Colorado State (Denver)	8/30/2003	W, 42-35
270 (257, 13)	Mike Moschetti	Colorado State (Denver)	9/05/1998	W, 42-14

A FIRST BY MONTEZ SINCE 1959

QB Steven Montez became the first know player in CU history to throw a touchdown on his first career passing attempt since **Joe Dowler** did so back in 1959. Montez hit **WR Kabion Ento** on a 69-yard scoring strike in the second quarter last week against Idaho State. Dowler did so on Oct. 3, 1959 at Oklahoma, a 15-yard TD pass to Kirk Campbell in a 42-12 loss to the Sooners.

MONTEZ THE 12TH FRESHMAN AT COLORADO TO START A GAME AT QUARTERBACK

QB Steven Montez became just the 12th freshman in school history to start a game at quarterback at Colorado (the sixth redshirt frosh to do so). He had the second-most passing yards by a freshman in a starting debut at CU quarterback. A closer look at every freshman's first career start at CU (*—denotes redshirt freshman):

FRESHMAN PERFORMANCES, FIRST CAREER START AT COLORADO

Quarterback	Date	Opponent	Result	Passing	Quarterback	Date	Opponent	Result	Passing
Randy Essington	10/18/80	at Missouri	L 7-45	22-11-1, 58, 0 td	*Cody Hawkins	9/01/07	Colorado State (Denver; OT)	W 31-28	31-18-1, 201, 2 td
*Steve Vogel	10/24/81	at Iowa State	L 10-17	16-12-0, 89, 0 td	Tyler Hansen	10/25/08	at Missouri	L 0-58	16-12-0, 72, 0 td
Marc Walters	11/22/86	at Kansas State	W 49-3	4-4-0, 111, 1 td	*Nick Hirschman	10/29/11	at Arizona State	L 14-48	7-4-0, 52, 0 td
Koy Detmer	10/17/92	OKLAHOMA	T 24-24	50-33-5, 418, 2 td	Sefo Liufau	10/19/13	CHARLESTON SOUTHERN	W 43-10	20-14-0, 198, 1 td
*Zac Colvin	10/23/99	at Iowa State	W 16-12	23-14-1, 116, 1 td	*Cade Apsay	11/21/15	at Washington State	L 3-27	40-26-2, 238, 0 td
Craig Ochs	10/07/00	at Texas A&M	W 26-19	25-15-0, 239, 1 td	*Steven Montez	9/24/16	at Oregon	W 41-38	32-23-2, 333, 3 td

THE "RUSHING/PASSING" QB's

Montez is a two-way threat with his arm and his legs, as evidenced by being the first 300/100 player in CU history (300 yards passing/100 rushing in the same game). So we'll see how long it takes him to break into the below list of all-time rushing yards by quarterbacks (adjusted to allow for sacks; *—Anderson switched to tailback in the third game of the 1969 season):

Rk	Player (Seasons)	Gross Att-Yards	Sacked/Yds Lost	Adjusted Att	Adjusted Yards	Avg.	TD	Rk	Player (Seasons)	Gross Att-Yards	Sacked/Yds Lost	Adjusted Att	Adjusted Yards	Avg.	TD
1	Darian Hagan (1988-91).....	489-2,007	42/264	447	2,271	5.08	27	10	Ken Johnson (1971-73).....	274- 727	32/264	242	991	4.10	8
2	Byron White (1935-37).....	342-1,864	?	342	1,864	5.45	22	11	Bill Solomon (1977-79).....	287- 509	63/447	224	956	4.27	10
3	*Bob Anderson (1967-69).....	390-1,580	24/162	366	1,742	4.76	20	12	Harry Narcisian (1947-49).....	227- 894	?	227	894	3.94	8
4	Kordell Stewart (1991-94).....	302-1,289	55/451	247	1,740	7.04	15	13	Bernard Jackson (2004-06).....	164- 690	28/155	136	845	6.21	7
5	Mark Hatcher (1984-87).....	375-1,470	16/ 95	359	1,565	4.36	16	13	Bernie McCall (1964-66).....	289- 725	14/120	275	845	3.07	6
6	Sefo Liufau (2013-16).....	368- 941	71/441	297	1,382	4.65	12	15	Jim Bratten (1968-70).....	220- 724	17/105	203	829	4.08	4
7	David Williams (1973-75).....	276- 959	32/251	244	1,210	4.96	12	16	Zack Jordan (1950-52).....	227- 748	?	227	748	3.30	7
8	Sal Aunese (1987-88).....	235-1,009	18/102	217	1,111	5.12	14	And ...							
9	Tyler Hansen (2008-11).....	279- 478	82/617	197	1,095	5.56	8	...	Steven Montez (2016-17).....	93- 336	21/138	72	474	6.58	2

THREE-HEADED MONSTER

Montez on his three primary receivers, seniors **Bryce Bobo**, **Shay Fields** and **Devin Ross**: "It's like having three super heroes to throw to." Last year, the trio combined for 159 catches for 2,133 yards (13.4 per) and 16 touchdowns, and all three had at least 40 receptions, the first time in CU history that three wide receivers have made 40-plus catches in the same season. So far this year, the three have combined for 65 catches for 795 yards (12.2 per) and five scores.

30-YEAR OLD FRESHMAN

PK James Stefanou is the oldest freshman in the FBS this season, and the second oldest player overall; he signed with the Buffs on March 14 and came to the United States in July from Australia. He comes from a soccer background where he has elite level experience as a defender; he represented Australia on its U19 team, a youth progression team that is the feeder squad to the Olympic team. He also played professionally, most notably in two stints for South Melbourne FC, first from 2005-06 before he signed again with them in 2010. Stefanou got into football by training periodically over the past six years at ProKick Australia, an academy developed to assist in the transition to American football by providing the fundamentals of punting and kicking. Academy alumni include the last four Ray Guy Award winners: Tom Hornsey of Memphis in 2013 and three from Utah, Tom Hackett (2014, 2015) and Mitch Wishnowsky (2016). The elderly:

Age	Name, School	Position	Class	Birthdate	Hometown
30	Derrick Mitchell, Western Michigan	Punter	Jr.	1/05/87	Paw Paw, Mich. (played 10 seasons of minor league baseball)
30	James Stefanou, Colorado	Placekicker	Fr.	4/15/87	Melbourne, Australia (played 10 seasons of professional soccer)
29	Wade Lees, Maryland	Punter	So.	April 1988	Melbourne, Australia (has extensive Australian Rules Football experience)
28	Tom Sheldon, North Carolina	Punter	So.	10/19/1988	Echuca, Victoria, Australia
28	Dane Roy, Houston	Punter	So.	Jan. 1989	Bunyip, Australia (another ProKick Australia product)
28	Robert Ursua, UTSA	Tight End	Jr.	4/10/89	Bakersfield, Calif. (joined U.S. Navy after graduating HS in '07)
28	Donovan Tate, Arizona	Quarterback	Fr.	Sept. 1989	Cartersville, Ga. (played six seasons of minor league baseball)

Stefanou made his first collegiate field goal attempt (39 yards) against Colorado State; he's **7-of-8** through four games (and has made his last six). Here are the best starts with just a single miss in CU field goal history (Flores owns the school record for the most consecutive field goals made to start a career with 7; Aldrich is next with 6:

13-of-14	.929	Jeremy Aldrich (1996-97)	7-of- 8	.875	Tom Field (1979)	5-of- 6	.833	Mason Crosby (2003)
13-of-14	.929	Jeremy Flores (2000-01)	7-of- 8	.875	James Stefanou (2017)	5-of- 6	.833	Diego Gonzalez (2015)
8-of- 9	.889	Will Oliver (2011)	5-of- 6	.833	Eric Hannah (1987)	4-of- 5	.800	Davis Price (2016)

OLDEST BUFFS

Aside from Stefanou, the next oldest Buff on the roster is **DE Chris Mulumba**, who will turn 25 in week seven of the season. Next up on the list is the only sixth-year senior on the squad, **OT Jeromy Irwin**, who is 24. Irwin, **OG Gerrad Kough** (23) and **OLB Derek McCartney** (turns 24 in late November) are the three remaining players on the roster who were signed by former head coach Jon Embree. Kough and McCartney both grayshirted in 2012 and joined the team in January 2013 when Mike MacIntyre had taken over the program. Irwin played in 10 games as a true freshman in 2012, redshirted in 2013 after breaking his foot doing yard work the summer before the season and was granted a medical redshirt in 2015 after suffering a torn ACL in the second game of the season.

Historic: The Buffs have had a few players in the past in their 30s, most recently walkon Matt Adinolfi, who was 31 when he was on the 1989 team.

KINNEY COMING OF AGE

P Alex Kinney, CU's nomination for the Ray Guy Award, is off to the best start of his career. Through four games, he's averaging a healthy 42.2 yards per punt, and that figure has been affected by five of his 19 kicks coming in opponent territory. His net is 39.6, where he has made the greatest strides, up from 38.1 his freshman year and 35.4 as a sophomore. Nine of his 19 kicks have landed inside-the-20 (six inside-the-15), and he got off his career long of 70 yards against Texas State. A look at his expanded punting numbers:

KINNEY'S EXPANDED STATS	Avg.		No. Return	Avg. Long	Pct. Not Returned	Net	Inside Own 25-----						Opp. Territory		Adjusted 50 & Out										
	Punts	Yards					Spot	Ret.	Yards	Return	Return	In20	15	10	5	TB	FC	60+	No.	Yds.	Avg.	No.-Yds (In20)	No.	Yds.	Avg.
ALEX KINNEY.....	19	802	42.21	C39	2	9	4.5	9	89.5	39.63	9	6	1	0	2	9	1	2	95	47.5	5-171	(4)	14	631	45.1

Average Spot—yardline where punts average from: Kinney 19/737. **Left-footed punts:** none.

CU / LONGEST PUNTS THIS CENTURY

73	Matt DiLallo vs. Colorado State in Denver, Sept. 9, 2006.	68	Mark Mariscal vs. Southern California in Boulder, Sept. 14, 2002.
72	John Torp vs. Colorado State in Boulder, Sept. 3, 2005.	68	John Torp vs. Clemson in Orlando (Champs Sports Bowl), Dec. 27, 2005.
70	Alex Kinney vs. Texas State in Boulder, Sept. 9, 2017.	All-Time Record:	
69	John Torp vs. Nebraska in Boulder, Nov. 28, 2003.	83	Byron White vs. Missouri in Boulder, Oct. 2, 1937.

PRICE MADE MARK AS A FROSH

PK Davis Price joined the team as a recruited walk-on in June 2016, and wound up seeing action as a true freshman due to a season-ending injury in the Michigan game to **Diego Gonzalez**. He was first pressed into service as the kickoff specialist at Oregon in game four, and the next week, he was promoted into the first-team role the next week for Oregon State. He responded by making all five of his extra point tries and both of his field goals, including a 54-yard boot on his first try, the CU record for both the longest made by a freshman and the longest first-career make. He was recognized for his performance as the Pac-12's Special Teams Player of the Week; the 54-yarder was the longest by a freshman in the NCAA in 2016 and tied for the fourth-longest overall.

Longest Field Goals By A Freshman In The NCAA / 2016

54	Davis Price, Colorado (Oct. 1 vs. Oregon State)
53	Matt Ammendola, Oklahoma State (Sept. 10 vs. Central Michigan)
53	Logan Tyler, Florida State (Nov. 11 vs. Boston College)
No others over 50 yards	

Longest Field Goals / Colorado Freshmen

54	Davis Price, vs. Oregon State in Boulder, Oct. 1, 2016
52	Will Oliver, vs. California in Boulder, Sept. 11, 2011
51	Tom Field, vs. Oregon in Boulder, Sept. 8, 1979
50	Tom Field, vs. Oklahoma State in Boulder, Nov. 10, 1979

► **A FIRST?** It was for sure for CU: United Airlines provides the team charter for CU's travel, and for the USC trip, the pilot was Doug Price – Davis' father. A CU graduate himself, he is an Air Force Veteran who has been flying for United for 20 years; he normally flies military charters bringing troops back home from overseas.

COLORADO BY THE NUMBERS IN 2017

- 3** The fewest points allowed in a season opener since 2010 (17-3 win over CSU; in 2010, CU defeated CSU, 24-3 . . . both games in Denver);
- 3:08** The average length of CU's games in 2017 (the quickest—Washington, **2:57**; the longest—Northern Colorado, **3:22**);
- 6** The fewest points allowed in the first two games of a season since 1958 (three points in each; in '58, opened 13-3 over Kansas State, 31-0 at Kansas);
- 7** The number of true freshmen the Buffs have played in 2017 (**3** offense/**3** defense/**1** specialist), or four more than in 2015 and 2016;
- 12** The number of different NFL teams that have scouted the Buffaloes on game days this season;
- 13-1** The record by the Buffaloes in their last 14 games when rushing for at least **100** yards;
- 13-5** Colorado's non-conference record over the last four seasons under Mike MacIntyre (includes Pac-12 title game and Alamo Bowl);
- 15-of-18** The number of coin tosses CU has won dating back to the '16 opener (CU was 13-of-14 in '16; 32-of-54 in the MacIntyre Era);
- 16** The number of fumbles by CU tailbacks (on offense) in **55** games under Mike MacIntyre (**1,580** carries; **1** this year in **108**);
- 23** The number of players making their debut in CU uniform so far this season;
- 24** The number of additional plays on offense that Colorado has run compared to its opponents in the regular season (**+352** over the last three-plus seasons);
- 27** The fewest points allowed in the first three games of a season since 1978 (21 points, seven in each of the first three games);
- 30** The number of Colorado games played in less than three hours since 1990 (out of **334** games; one this year—2:57 versus Washington);
- 35.1** The third down efficiency of opponents against Colorado in the state's borders since the '09 opener (**298-of-848**);
- 36.3** The opponents' combined percentage on third down inside-the-CU 20 (**78-of-215**) in the last 94 games (dating to 2008; **1-of-6** this year);
- 51** The number of Buffaloes who have scored 100 or more career points;
- 53** The number of Buffaloes who have 1,000 or more career rushing yards; who will make it 54?
- 78** The number of snaps **TE/DE George Frazier** has played in all phases of the game this season (**32** defense, **28** offense, **18** special teams);
- 1:23:52** The time it took for the opponent to score the first touchdown (offense or otherwise) against Colorado this season;
- 311** The number of all-time wins Colorado has recorded at Folsom Field since it opened on Oct. 11, 1924 (**403** overall at all home venues);
- 992.8** The passer rating for WR Bryce Bobo, as he is 1-for-1 for 67 yards and a touchdown (the NCAA formula does not cap it like the NFL's);

COLORADO BY THE NUMBERS IN 2016

- 0-18** Colorado's record coming into the year against Arizona State, Oregon, Stanford and UCLA since joining the Pac-12 (**4-0** this year);
- 3:19** The average length of CU's games in 2016 (the quickest **2:58** against Stanford; the longest being **3:37** versus Washington State);
- 3** The number of interceptions CU had against Stanford, its most in a game since picking off that number against Central Arkansas on Sept. 7, 2013.
- 5-0** Colorado's record against Pac-12 South opponents in 2016 (it was **3-17** entering the year);
- 10-5** The final score of the win at Stanford, CU's lowest point total in winning game since Oct. 8, 1992 (a **6-0** win at Missouri);
- 11** The number of drives CU ran plays in plus territory against Colorado State (out of **13** total; **49** plays in all);
- 12** The number of first downs Colorado had earned before CSU picked up its first in the opener (there was **10:23** left in the second quarter);
- 19** The number of players earning first downs for Colorado this season (including QB Sefo Liufau, who has earned at least one all three ways for four years);
- 20.6** The opponents' third down conversion percentage on 3rd-&-6 or longer (**27-of-131**);
- 21.5** The average number of seconds between plays by the Colorado offense (**1037** scrimmage/**25** FGA/**68** punts, 404:17 possession time, or **24,257** seconds);
- 25** Consecutive games Colorado forced a turnover from the start of the 2015 season through the 12th game in 2016, the longest streak in the nation when it ended;
- 34-0-1** Colorado's all-time record when rushing for 300-plus yards in a game (one game this year: **315** against Arizona State in a 40-16 win on Oct. 15);
- 41** The margin of victory over Oregon State (**47-6**), CU's largest in a conference game since 1992 (a **54-7** win over Kansas State);
- 68.3** The average number of plays (plays, kicks, returns) per fumble in the MacIntyre Era at Colorado (**68** fumbles, **4,642** touches);
- 76.7** The combined conversion percentage on third down with one- and two-yards to go for a first (**46-of-60**);
- 119** The number of passes thrown by CU quarterbacks before the first opponent interception, the most-ever into a season (topping **105** in 2000);
- 156** The number of consecutive PAT kicks CU kickers had made from Nov. 26, 2011 through Sept. 24, 2016, when Oregon blocked one;
- 260** The number of rushing yards by Colorado against Colorado State, the most by the Buffs in a season opener since 1994 (407 against NE Louisiana);
- 310** The school record first downs Colorado in 2016 (**143** rush/**138** pass/**29** by penalty), ranking 12th in the NCAA (and third in the Pac-12) for the regular season;
- 359** Through three games, CU had allowed exactly the same number of yards rushing AND passing: 359 (or **718** total);
- 468** The total offense that QB Steven Montez amassed in his first career start at Oregon on Sept. 24 (**333** passing, **135** rushing and accounting for **4** TDs);
- 593** Colorado's total offense against Oregon, its most in 21 games against the Ducks and actually the first time the Buffs gained over 400;
- 4,176** The air miles CU racked up traveling in back-to-back weeks to play Michigan and Oregon, the first time CU played back-to-back in the ETZ and PTZ.

EARLIEST CAMP START IN PROGRAM HISTORY

With the NCAA eliminating two-a-day sessions but keeping the preseason practice count at 29, CU, no doubt like many schools, had its earliest reporting date and practices in program history. Players officially reported Friday (July 28), and began practicing the next day. The previous earliest reporting date was July 31 in 1990 and 2001 (ahead of games on August 26); the earliest practice was on August 1 in those years (at the time for just the newcomers in 1990 but for the full squad in '01).

ROAD NOTES

3-2: Colorado finished the 2016 season with a 3-2 mark in true road games, its first time with a winning record in opponent stadiums since a similar mark in 2004, and nearly matched CU's road win total over the previous eight seasons (4-40). The Buffs also won back-to-back league games on the road (at Stanford, at Arizona) for the first time since winning three straight in the Big 12 over the 2004 (at Kansas, at Nebraska) and 2005 (Oklahoma State) seasons.

25: The Buffaloes' 49-24 win at Arizona on Nov. 12 (by 25 points) was its largest away from home since Oct. 1, 2005, when CU shutout Oklahoma State in Stillwater, 34-0. The only other larger margin of victory on the road thus millennium came in 2003, a 44-10 win at Iowa State.

CAREER GAMES PLAYED/STARTED CHART

Listed below are the career games played/started for the returning players from last season for the 2017 Colorado Buffaloes. The players on the opening camp roster collectively have played in **1,027** games (the third-most by a returning team in school history), with **313** starts (fifth-most). Both all-time highs for any returning Colorado team occurred last year: **1,072/412**. The numbers in Mike MacIntyre's other seasons: **824/327** (2015), **904/314** (2014) and **896/268** (2013). The list through three games in 2017 (includes the '16 Alamo Bowl):

Player	G	GS	Player	G	GS	Player	G	GS	Player	G	GS	Player	G	GS
ADKINS II	28	4	FISHER	28	1	KLEMMER	0	0	MILLER, C.	0	0	SANDERS	1	0
BALE	18	0	FONTENOT	0	0	KOUGH	35	27	MILLER, I.	2	0	SHENAULT	4	0
BANDI	0	0	FOULK	0	0	LAGUDA	31	18	MOELLER	37	23	SHERMAN	0	0
BELL	0	0	FRANKE	27	2	LANDMAN	3	0	MONTEZ	15	7	SMITH	0	0
BENNION	0	0	FRAZIER	41	6	LANG	0	0	MORETTI	0	0	SPARACO	4	0
BERGNER	19	0	GAMBOA	31	29	LAWSON	0	0	MULUMBA	4	3	STEFANOU	4	—
BISHARAT	18	0	GEORGE	0	0	LEE	32	5	NEWMAN	0	0	STOLTENBERG	0	0
BLACKMON	4	0	GRAHAM	27	—	LEWIS, D.	18	4	NIXON	4	0	TALLEY	8	0
BOBO	42	20	GRZESIEK	0	0	LEWIS, I.	0	0	NOTH	0	0	TONZ	14	0
BOUNDS	16	0	HAIGLER	16	11	LINDSAY	43	22	NOYER	2	0	TREGO	12	0
CALLIER	4	0	HASSELBACH	30	1	LOPEZ	17	0	OLIVER	31	10	TUILOMA	5	0
CHIAVERINI	0	0	HEADLEY	0	0	LUKELA	0	0	PAIGE	0	0	UDOFFIA	4	4
COCHRANE	1	0	HILLIS	0	0	LYNOTT, Jr.	18	18	PATTERSON	4	0	UMU	11	0
COLEMAN, D.	0	0	HUCKINS	29	15	LYTLE, C.	0	0	POLLEY	0	0	VAN DIEST	0	0
COLEMAN, T.	35	2	HUDSON	3	0	LYTLE, T.	0	0	POPLAWSKI	4	0	VAUGHN	4	0
COOPER	10	0	HUNTLEY III	17	0	MacINTYRE	29	15	PORTER	0	—	WALKER	20	1
DEMENT	1	0	IRWIN	38	28	MAGRI	0	0	PRICE	12	—	WELLS	0	0
EDRIDGE	0	0	ISEN	0	0	MARKSBERRY	0	0	PURSELL	0	0	WIGLEY	4	0
EDWARDS	4	4	JACKSON III	30	15	MATHEWES	14	1	RAKESTRAW	4	0	WINFREE	4	1
EGGERS	0	0	JONES	3	0	McCARTNEY	30	28	ROBERTS	2	0	WORTHINGTON	26	6
ENTO	14	1	KAISER	31	4	McGARRY	0	0	ROSS	41	24	2017 TOTALS	1263	401
EVANS	26	0	KEENEY	23	3	MEEK	0	0	RUSSELL	0	0	2016 FINAL	1902	720
FIELDS	42	38	KINNEY	31	—	MIDDLEMISS	6	0	SANCHEZ	13	0			

LAST TRUE FRESHMEN TO START: TB Patrick Carr, CB Nick Fisher, CB Isaiah Oliver, ILB Grant Watanabe (2015); WR Shay Fields, WR Donavan Lee, DE Christian Shaver, S Evan White (2014); TB Michael Adkins II, CB Chidobe Awuzie, DE Jimmie Gilbert, ILB Addison Gillam, QB Sefo Liufau, S Tedric Thompson, CB John Walker (2013); TB Donta Abbron, CB Ken Crawley, DT Tyler Henington, TE Vincent Hobbs, DL Samson Kafovalu, S Marques Mosley, TB Christian Powell, DT Justin Solis, WR Gerald Thomas, DT Josh Tupou, CB Yuri Wright (2012); DB D.D. Goodson, CB Greg Henderson, OL Alex Lewis, WR Tyler McCulloch, OLB Juda Parker; S Kyle Washington (2011); SS Jered Bell one of four in 2010.

LAST TRUE FRESHMEN TO START AT QUARTERBACK: Sefo Liufau (2013), Tyler Hansen (2008), Craig Ochs (2000), Koy Detmer (1992). **IN A SEASON OPENER:** Has not occurred.

LAST TRUE FRESHMEN TO START AT RUNNING BACK: TB Patrick Carr (2015), Michael Adkins II (2013), Donta Abbron, Christian Powell (2012); Darrell Scott (2008), Rodney Stewart (2008), Brian Lockridge (2007), Brian Calhoun (2002), Marcus Houston (2000). **IN A SEASON OPENER:** Kent Kahl (1991).

LAST REDSHIRT FRESHMEN TO START: CB Trey Udoffia (2017); OT Aaron Haigler, OG Tim Lynott, Jr., QB Steven Montez (2016); DT Jase Franke, LB Rick Gamboa, TE Dylan Keeney, WR Jay MacIntyre, DE Michael Mathewes, WR Lee Walker (2015); DE Derek McCartney, FS Ryan Moeller (2014); TE Sean Irwin, CB John Walker (2013); C Brad Cotner, WR Nelson Spruce (2012); QB Nick Hirschman, TB Tony Jones, CB Josh Moten, C Daniel Munyer, OT Stephan Nembot, TE Kyle Slavin (2011).

LAST PLAYERS TO START FOR THE FIRST TIME AS A SENIOR: OLB David Goldberg, WR Logan Gray, FB Evan Harrington, DT Conrad Obi, DE Tony Poremba, OG Sione Tau (2011); TE Luke Walters (2010); TB Kevin Moyd, OLB Bryan Stengel (2009); WR Steve Melton (2008), TE Joe Sanders (2007).

LAST PLAYERS TO START WHILE WALK-ONS: FS Ryan Moeller (2014); FB Jordan Murphy (2013); WR Dusty Ebner, C Keenan Stevens (2009), WR Steve Melton (2008); ILB Jake Duren, SS D.J. Dykes (2007).

STARTING STREAKS

Through four games in 2017, **ILB Rick Gamboa** has made the most consecutive starts with 29, followed by **WR Shay Fields** (21), **WR Devin Ross** (19), **S Afolabi Laguda** (18), **OG Tim Lynott, Jr.** (16, last two at center), **OT Aaron Haigler** (9) and **TB Phillip Lindsay** (9).

SEVEN HAVE MADE FIRST CAREER STARTS IN 2017 (SIX IN OPENER AGAINST CSU)

In the season opener against Colorado State in Denver, six Buffaloes made their first career starts (or one more than over the course of the entire 2016 season): **DT Javier Edwards**, **OLB Terran Hasselbach**, **OT Josh Kaiser**, **ILB Drew Lewis**, **DE Chris Mulumba** and **CB Trey Udoffia**. Since, **WR Juwann Winfree** made his first start (Washington). *Historically:* Only 12 true freshmen have started from scrimmage for CU in a season opener: **TB Billy Waddy**, 1973 (at Louisiana State); **CB Victor Scott** and **OLB Scott Hardison**, 1980 (at UCLA); **HB Eric Bieniemy**, 1987 (vs. Oregon); **OG Clint Moore**, 1991 (vs. Wyoming); **ILB Jordon Dizon**, 2004 (vs. Colorado State); **CB Greg Henderson**, 2011 (vs. Hawai'i); **CB Kenneth Crawley** and **WR Gerald Thomas**, 2012 (vs. Colorado State); **ILB Addison Gillam**, 2013 (vs. Colorado State); **WR Shay Fields** and **DE Christian Shaver**, 2014 (vs. Colorado State); add a 13th for the first play of the game/season on special teams (kickoff coverage team): **PK Kevin Eberhart** (2003, kicked off vs. CSU in Denver). **Colorado and New Mexico (5) had the fewest first-time starters (FBS) in 2016.**

ANNUAL FIRST-TIME STARTERS: 1984 (29), 1985 (9), 1986 (15), 1987 (14), 1988 (16), 1989 (7), 1990 (16), 1991 (23), 1992 (15), 1993 (7), 1994 (6), 1995 (11), 1996 (8), 1997 (14), 1998 (27), 1999 (14), 2000 (16), 2001 (12), 2002 (16), 2003 (20), 2004 (12), 2005 (11), 2006 (24), 2007 (18), 2008 (15), 2009 (18), 2010 (21), 2011 (21), 2012 (21), 2013 (12), 2014 (14), 2015 (23); 2016 (5); 2017 (7).

23 PLAYERS HAVE SEEN FIRST CU ACTION

A total of **15** players saw their first action in a CU uniform in the 2017 opener against Colorado State, again one of the lower numbers in recent years to appear in an opener (it was 13 in 2016 and 18 in 2015). Seven more joined them in the Texas State game and another against Northern Colorado. Here's the breakdown by class of those players (*—mainly special teams duty):

TRUE FRESHMEN (7): OLB Jacob Callier, ILB Nate Landman, WR K.D. Nixon, TE Jared Poplawski, WR Laviska Shenault, OLB Dante Sparaco, PK *James Stefanou

REDSHIRT FROSH (9): CB Ronnie Blackmon, CB *Uryan Hudson, ILB Akil Jones, QB Sam Noyer, CB *Derrion Rakestraw, DE Terriek Roberts, TB *Chase Sanders, CB Trey Udoffia, OT *Hunter Vaughn

SOPHOMORES (4): DT Javier Edwards, OT Isaac Miller, DE Chris Mulumba, CB *Dante Wigley.

JUNIORS (1): WR Juwann Winfree. **SENIORS (2):** WR Kevin Dement, H *T.J. Patterson.

Recent counts: **23** (2016), **35** (2015), **26** (2014), **18** (2013), **26** (2012), **33** (2011), **26** (2010), **22** (2009), **30** (2008), **28** (2007), **19** (2006), **16** (2005).

HEAD COACH MIKE MacINTYRE

Mike MacIntyre is in his fifth season as the head coach of the University of Colorado football program, and his seventh season as a collegiate head coach; he has a **23-32** record at Colorado and is **39-53** as a head coach in NCAA Division I (FBS). The 25th full-time head coach in CU history (27th overall) brought an impressive pedigree with him to Boulder, resuscitating a San Jose State Spartan team from a 1-12 record in 2010 to one that finished 11-2 in 2012 and was nationally ranked. Now a veteran coach of 27 seasons, MacIntyre arrived at San Jose State after two years as the defensive coordinator at Duke University, where he was reunited with head coach **David Cutcliffe** from earlier in his coaching days. Those Blue Devil defenses were among Duke's best statistically over a 20-year span, and in 2009, Duke's five wins were the most in a season by the Blue Devils since 1994. The American Football Coaches Association (AFCA) named him its 2009 FBS Assistant Coach of the Year. Another one of his mentors was the legendary and now Pro Football Hall of Fame coach **Bill Parcells**, and of course, his late father, **George MacIntyre**, coached at Vanderbilt (the 1982 national coach of the year).



	Overall	Home	Road	Neutral	2nd Half	Ranked	Unranked	Non-league	League	Bowls
MacIntyre at Colorado.....	23-32	14-13	5-16	4-3	8-19	2-15	21-17	13- 5	10-27	0- 1
MacIntyre / Career.....	39-53	23-21	12-29	4- 3	17-28	2-22	37-31	21-13	18-40	0- 1

COLORADO STREAKS: 2-game plus wins, 2-game plus losses: **6, 7**. 3-game plus wins, 3-game plus losses: **3, 6**. 4-game plus wins, 4-game plus losses: **2, 2**. 5-game plus wins, 5-game plus losses: **1, 2**. 6-game plus wins, 6-game plus losses: **1, 1**. Longest winning streak: **6**. Longest losing streak: **9**.

- ◆ MacIntyre, 51, has coached in a total of **348** football games in his career (**92** as a head coach): **189** in NCAA Division I (and another **23** as a grad assistant at Georgia); **82** as a full-time assistant coach in the National Football League; **54** in NCAA Division I-AA (at the time).
- ◆ He became just the second coach at Colorado since 1932 to win his first game at the reins of the Buffaloes (out of 15 coaches), and just the ninth (out of 25) to open with **two** wins. Rick Neuheisel was the last to do both (in 1995).
- ◆ MacIntyre is an '89 graduate of Georgia Tech and is the first Atlantic Coast Conference alum to take over the reins of the CU football program.
- ◆ **MacIntyre On His Roots:** *"I'm the son of a coach. And I received by Ph.D. in coaching from Bill Parcells. I used to sit next to him in staff meetings with the Cowboys. The two most important things I probably learned from him were how to evaluate personnel and how to organize practices."* He says Parcells taught him that quarterbacks learn more in 11-on-11 drills than the standard 7-on-7.
- ◆ He has also been influenced immensely by the late John Wooden (UCLA basketball); he has read all his books numerous times. On his own success: *"It takes a lot of people to be successful, it's never just you. It's everyone around you. The team effort starts before you ever get to the players."*
- ◆ Throughout his coaching career, MacIntyre has crafted an approach to coaching college football that incorporates **"The Four F's"** – Foundation, Family, Future and Football. He believes that if Colorado's student-athletes focus on these 4 F's, it will lead to great things:
Foundation is about becoming a solid person on a daily basis in their daily activities. That includes a commitment to things like self-discipline, perseverance, time management and responsibility;
Family is about being close, caring about each other and being accountable to each other. CU's players have to fully understand how their actions affect their teammates – on the field and in life. They will understand how their actions represent Colorado and their individual legacies;
Future is about putting the necessary energy into their academics; education is their future. Even if our student-athletes go on to play in the NFL for three-to-five years (the average length of a pro career), they need to have an idea about what they want to be the rest of their lives. Football is what they currently do, it's not who they are. Use football to get an education and a better future;
Football is the final F. MacIntyre believes if they have a good foundation, if they're doing the right things, they care about the guys around them and they're doing well academically and know what their future is, when they come to football practice, they are freed up; they'll play better and won't have a lot of baggage.
- ◆ MacIntyre has coached on both sides of the ball, spending four years at Ole Miss (1999-2002) where he started as the wide receivers coach for two seasons and the defensive secondary coach in his final two years. The Rebels posted a 29-19 record in that time with bowl appearances in the 1999 and 2002 Independence Bowls and the 2000 Music City Bowl. The 2001 Rebels ranked fifth nationally in pass defense, allowing just 161.3 yards per game.
- ◆ **The Coin.** MacIntyre always carries the same commemorative coin in his pocket, one his dad received in 1982 as the Bobby Dodd National Coach of the Year. *"I'm the proud son of George MacIntyre,"* he says in referring to his father coaching the Commodores to an 8-4 record that season.
- ◆ **Unique End of Spring.** The coaching staff put the players through one more practice *after* the spring game (in both 2013 and 2014). MacIntyre said it was to go over what they did right and wrong in the game, as well as to teach them how he wanted them to practice on their own in summer workouts.
- ◆ **On players having to be ready at a moment's notice to go into the game:** *"It's the only game in the world where you have 100 guys on the side watching just eleven in the game at any one time. So you're like the dog sitting on the porch. When that rabbit runs by, you've got to be ready to go."*
- ◆ **On playing music at practice:** *"Bill Belichick, Eric Mangini both did it. They believed it enhanced practice in many ways, including maintaining rhythm. It's no different than crowd noise; you're teaching the players to block out distractions, all background noise, yet and at the same time to still bear us."*
- ◆ At Mississippi, among his recruits were quarterback **Eli Manning** and Butkus Award winning linebacker **Patrick Willis**. And along his coaching trail, he has mentored many current and former NFL players including recently retired former Dallas and Cincinnati safety **Roy Williams**, a five-time Pro Bowl player. At Dallas, he also tutored **Terrence Newman**, the former Kansas State cornerback who longtime CU fans certainly remember.
- ◆ Unhappy that he had gained weight since college, slowly adding one a few pounds here and there over the years, he decided to do something about it. In early 2014, he read the book, *Why Diets Fail Us*; he started to eat much healthier, consume one or two nutrition-rich shakes a day (as replacement meals) and increased his workout regimen. The end result was that after six months, he dropped **63** pounds (he now weighs 180, what he did as a collegian).
- ◆ **MacIntyre** is a voter in the *USA Today*/ESPN Coaches poll for third straight year and fourth time overall; coaches are selected by a random draw (he is one of six Pac-12 voters). CU's head coach voted every season from 1987-2009, and the Buffalo coach has now had a vote for the 27 of the last 30 seasons.
- ◆ **CONTRACT.** MacIntyre was officially named CU's 25th full-time head coach on Dec. 10, 2012, and signed a 5-year contract worth just over \$2 million overall (\$250,000 base; \$875,000 radio/TV income, \$875,000 sponsorship income), plus various incentives that add to well over \$1 million. He received a one-year extension through 2018 in February 2014, and in January 2017, he signed a new agreement for five years (through 2021) for \$16.25 million (3.1 for the 2017 season with modest increases each year).

HEAD COACH MIKE MacINTYRE continued

- ◆ A 1989 graduate of Georgia Tech (Business Management), he lettered twice (1987-88) at free safety/punt returner for coach Bobby Ross. Prior to becoming a Yellow Jacket, MacIntyre played two seasons (1984-85) at Vanderbilt for his father, George, the head coach of the Commodores from 1979-85. The elder MacIntyre was the national coach of the year in 1982 when Vandy beat Alabama on its way to an 8-4 record.
- ◆ He earned his Master's degree in Education with an emphasis on Sports Management from the University of Georgia in 1991.

Mike MacIntyre Year-By-Year Coaching Record

Season	School	Overall					Pac-12 Conference					Finish/Conf.
		W	L	Pct.	Pts	Opp	W	L	Pct.	Pts	Opp	
2010	San Jose State	1	12	.077	209	451	0	8	.000	160	295	9th/Western Athletic
2011	San Jose State	5	7	.417	294	364	3	4	.429	193	196	t-4th/Western Athletic
2012	San Jose State	10	2	.833	423	257	5	1	.833	251	156	t-1st/Western Athletic
2013	Colorado	4	8	.333	305	459	1	8	.111	183	398	6th/Pac-12 South
2014	Colorado	2	10	.167	342	468	0	9	.000	263	387	6th/Pac-12 South
2015	Colorado	4	9	.308	320	357	1	8	.111	177	291	6th/Pac-12 South
2016	Colorado	10	4	.714	435	304	8	1	.889	289	166	1st/Pac-12 South
2017	Colorado	3	1	.750	105	64	0	1	.000	10	37
Colorado Totals		23	32	.418	1507	1652	10	27	.270	922	1279	
Career Totals		39	53	.424	2433	2724	18	40	.310	1526	1926	

As a graduate assistant at Georgia (SEC, 2 seasons, 1990-91)	14-9	1 bowl (1-0)	As an assistant at Mississippi (SEC, 4 seasons, 1999-2002)	31-20	3 bowls (2-1)
As an assistant at Davidson (1 season, 1992)	5-5		As an assistant at Dallas (NFL, 4 seasons, 2003-06)	34-32	2 playoffs (0-2)
As an assistant at UT-Martin (OVC, 4 seasons, 1993-96)	17-27		As an assistant at New York Jets (NFL, 1 season, 2007)	4-12	
As an assistant at Temple (Big East, 2 seasons, 1997-98)	5-17		As an assistant at Duke (ACC, 2 seasons, 2008-09)	9-15	

COLORADO SUPERLATIVES UNDER MIKE MacINTYRE

The home (listed first) and road/neutral bests in the Mike MacIntyre Era at Colorado (2013-present; *—denotes school record):

MOST FIRST DOWNS	33 Nicholls State Sept. 26, 2015 39 *at California (2ot) Sept. 27, 2014	MOST TOTAL OFFENSE	636 Nicholls State Sept. 26, 2015 630 at California (2ot) Sept. 27, 2014	FEWEST FIRST DOWNS ALLOWED	7 on two occasions (ISU, ASU 2016) 12 Colo. St. (Denver) Sept. 2, 2016	LEAST TOTAL OFFENSE ALLOWED	96 Idaho State Sept. 10, 2016 225 Colo. St. (Denver) Sept. 2, 2016
MOST RUSHING YARDS	390 Massachusetts Sept. 12, 2015 260 on two occasions (CSU, UO 2016)	MOST POINTS	56 Idaho State Sept. 10, 2016 56 at California (2ot) Sept. 27, 2014	FEWEST RUSHING YARDS ALLOWED	25 UCLA Nov. 3, 2016 88 Colo. St. (Denver) Sept. 1, 2017	FEWEST POINTS ALLOWED	0 Nicholls State Sept. 26, 2015 3 Colo. St. (Denver) Sept. 1, 2017
MOST PASSING YARDS	364 California Nov. 16, 2013 455 at California (2ot) Sept. 27, 2014	MOST TIME OF POSSESSION	36:36 Idaho State Sept. 10, 2016 41:05 at UCLA Oct. 31, 2015	FEWEST PASSING YARDS ALLOWED	40 Nicholls State Sept. 26, 2015 63 Colo. St. (Denver) Sept. 2, 2016	MOST TURNOVERS FORCED	4 on two occasions 4 on three occasions (all in 2016)
MOST OFFENSIVE PLAYS	100 Washington State Nov. 19, 2016 114 at UCLA Oct. 31, 2015	LONGEST SCORING DRIVE (TD; Yards)	99 Arizona State Sept. 13, 2014 91 at Southern Cal Oct. 18, 2014	FEWEST OFFENSIVE PLAYS ALLOWED	55 Idaho State Sept. 10, 2016 57 at UCLA Nov. 2, 2013		

MIKE MacINTYRE VERSUS THE NATION

School	W	L	Pts	Opp	School	W	L	Pts	Opp	School	W	L	Pts	Opp
Alabama	0	1	3	48	Louisiana Tech	1	2	118	126	Southern Utah	1	0	16	11
Arizona	1	3	120	144	Massachusetts	2	0	89	52	Stanford	1	3	40	124
Arizona State	1	3	100	156	Michigan	0	1	28	45	Texas-San Antonio	1	0	52	24
Boise State	0	1	0	48	Navy	2	0	39	24	Texas State	2	0	68	23
Brigham Young	1	1	36	43	Nevada	0	2	27	52	UC-Davis	1	1	58	27
California	1	1	97	83	New Mexico State	2	1	108	60	UCLA	1	4	128	157
Central Arkansas	1	0	38	24	Nicholls State	1	0	48	0	Utah	1	4	95	160
Charleston Southern	1	0	43	10	Northern Colorado	1	0	41	21	Utah State	0	3	94	121
Colorado State	6	1	224	143	Oklahoma State	0	1	8	38	Washington	0	4	50	175
Fresno State	1	1	45	57	Oregon	1	3	91	180	Washington State	1	1	41	51
Hawaii	2	2	76	108	Oregon State	2	2	112	99	Wisconsin	0	1	14	27
Idaho	1	2	94	71	San Diego State	1	0	38	34	Totals	39	53	2433	2724
Idaho State	1	0	56	7	Southern California	0	4	98	151					

MIKE MacINTYRE TEAMS / SITUATIONAL

Category	W	L	Category	W	L	Category	W	L	Category	W	L
Overall	39	53	Ranked Teams (AP)	2	22	Overtime	1	3	Sunday	1	0
Home (Boulder)	23	21	Top 5 (0-0 vs. No. 1)	0	6	1 OT	1	1	Monday	0	0
Road	12	29	Top 10	0	9	2 OT	0	2	Tuesday	0	0
Neutral	4	3	Unranked Teams	37	31	3 OT	0	0	Wednesday	0	0
Bowl Games	0	1	As A Ranked Team	4	3	August	0	2	Thursday	1	2
Day Games	23	25	Pac-12 Conference Games	10	27	September	19	12	Friday	3	4
Night Games	16	28	Home	6	13	October	9	19	Saturday	34	47
Shutouts	2	1	Road	4	14	November	11	17	Eastern Time Zone	2	1
Scoring 50+ Points	3	1	Non-Conference	21	13	December	0	3	Central Time Zone	1	4
Scoring 20+ Points	34	26	At Colorado	13	5	January	0	0	Mountain Time Zone	22	24
Scoring <20 Points	5	27	7-Point Games Or Closer	13	19	In the state of Colorado	27	22	Pacific Time Zone	14	22
Allowing <20 Points	19	2	At Colorado	6	10	In Denver	4	1	Hawaii-Aleutian Time Zone	0	2

MacINTYRE / POINT DIFFERENTIAL AT COLORADO

Margin	1	2	3	4	5	6	7	8	9	10	11	12	13	14	15	16	17	18	20	22	24	25	27	28	30	31	32	32	34	37	41	48	49	52	Total	
Won	0	0	3	1	2	0	0	0	1	1	0	0	0	4	0	0	1	0	1	0	1	1	0	0	0	0	0	1	2	1	1	1	1	0	—	23
Lost	0	0	3	3	1	1	2	1	0	0	0	0	0	2	1	0	2	2	0	1	2	1	2	1	1	1	1	0	1	0	2	0	0	1	—	32

MACINTYRE 2016 CONSENSUS COACH OF THE YEAR

The avalanche of honors all started late last November when **Mike MacIntyre** was named the Pac-12 Conference Coach of the Year, CU's first as a member of the league it joined in 2011, and the first since **Gary Barnett** won it for the Big 12 in 2004. Then the National Coach of the Year awards started to roll in, and when all was said and done, he captured eight of the 10 earning the honor from: the *Associated Press*, Walter Camp, Bobby Dodd, ESPN/Home Depot, FWAA/Eddie Robinson, American Football Coaches Association (AFCA), SB Nation and Scout.com; he was as well a finalist for the other two, the Bear Bryant and Maxwell Club awards. He also earned the AFCA Region 5 Coach of the Year honor and the group's inaugural Comeback Coach of the Year Award. The Colorado Sports Hall of Fame presented him with its "King of the Hill" honor for all sports within the state for 2016. MacIntyre joined **Bill McCartney** as CU's only national coaches of the year, as "Mac I" was the unanimous selection for the 1989 season.

WHAT THEY'VE SAID ABOUT MIKE MACINTYRE

ELI MANNING, New York Giants Quarterback

MacIntyre recruited Manning to Mississippi while on the Rebels' staff.

"As good a coach as Mike MacIntyre is, he is an even better person. He recruited me to Ole Miss with a little help from my mother and father, and I was fortunate enough to work with him on both sides of the ball. He coached our wide receivers my freshman year, so I worked closely with him on our passing game, and then for the next two years I got to throw against his secondary every day in practice when he coached the defensive backs, which was invaluable in my preparation. He's a great coach and a great recruiter, and he will not be outworked."

PATRICK WILLIS, San Francisco 49ers Linebacker

MacIntyre recruited Willis to Mississippi while on the Rebels' staff.

"Coach MacIntyre is a great guy, a guy who knows how to recruit. A guy who knows how to get guys to play, get guys on one accord. He proved that at San Jose State this year, leading them to a great season. I'm really happy for him and I wish him the best of luck at Colorado."

DUKE IHENACHO, Denver Broncos

MacIntyre coached Ihenacho at San Jose State

"That's my guy, Coach Mac. CU has a good coach. They have a very passionate coach obviously. I think they got somebody that cares for the players and cares about the

program. I can't say [anything] but nice things and great things about Coach Mac because I played under him and he benefitted me. Coach Mac is a great guy and he is going to get that program on the right track."

MARV SUNDERLAND, Tennessee Titans Scout

MacIntyre worked Sunderland when both were with the New York Jets

"He's highly organized, a very good teacher, and a disciplinarian, but not in a nasty way, he commands it through respect. He's a very people-oriented type of person who will be a great recruiter for the University of Colorado. This man is a class guy."

DAVID CUTCLIFFE, Duke Head Football Coach

MacIntyre worked for Cutcliffe at both Mississippi and Duke.

"Congratulations to Coach MacIntyre and his family – the University of Colorado has hired an excellent coach and an even finer man. Obviously our history together runs deep, and I couldn't be happier for him, Trisha and their children. Plain and simple, Coach MacIntyre knows how to coach the game of football. It's in his blood. He understands the importance of the well-rounded student-athlete as well as the football program's place in the community. His success in three years at San Jose State is well-documented and his work as an assistant coach on both the collegiate and professional levels speaks for itself. But on top of all of his coaching excellence – and there is a great deal of that – Coach MacIntyre is a tremendous person."

THE CLASS OF '13

Ahead of the 2013 season, 31 programs including Colorado hired new head coaches, 14 of whom (denoted by an *) were first-time head coaches on the collegiate level. Here's a look at the remaining 15 coaches that make up the "class of 2013" and their records through games of September 23:

Coach, School (2017 record)	W	L	Pct.
Gus Malzahn, Auburn (3-1)	38	18	.679
*Rod Carey, Northern Illinois (2-1)	37	20	.649
Butch Jones, Tennessee (3-1)	33	22	.600
Skip Holtz, Louisiana Tech (2-2)	34	24	.586
Matt Wells, Utah State (2-2)	30	27	.526
Dave Doeren, N.C. State (2-1)	28	27	.509
*Kliff Kingsbury, Texas Tech (3-0)	26	27	.491
Bret Bielema, Arkansas (1-2)	26	28	.481
Steve Addazio, Boston College (1-3)	25	30	.455
Mike MacIntyre, Colorado (3-1)	23	32	.418
*Mark Stoops, Kentucky (3-1)	22	31	.415
*Sean Kugler, Texas-El Paso (0-4)	18	35	.340
*Paul Petrino, Idaho (2-2)	17	35	.327
*Paul Haynes, Kent State (1-3)	13	38	.255
Doug Martin, New Mexico State (2-2)	12	40	.231

No longer with school (fired/hired elsewhere):

Coach, School	W	L	Pct.
Gary Anderson, Wisconsin	19	7	.731
*Mark Helfrich, Oregon	37	16	.698
Bobby Petrino, Western Kentucky	8	4	.667
*Bryan Harsin, Arkansas State	7	5	.583
*P.J. Fleck, Western Michigan	30	22	.577
Tommy Tuberville, Cincinnati	30	22	.577
*Matt Rhule, Temple	28	23	.549
Willie Taggart, South Florida	24	25	.490
*Brian Polian, Nevada	23	27	.460
Rob Caragher, San Jose State	19	30	.388
Sonny Dykes, California	19	30	.388
*Scott Shafer, Syracuse	14	23	.378
*Todd Monken, Southern Miss	13	25	.342
Ron Turner, Florida International	10	30	.250
Darrell Hazell, Purdue	9	33	.214
Trent Miles, Georgia State	9	38	.191

COACHES ON GAME DAY

The coaching staff, as always, is split between the sidelines and the press box. Head coach **Mike MacIntyre** wears a headset on the sideline; other full-time assistants on the sideline are defensive coordinator **D.J. Eliot**, defensive line coach **Jim Jeffcoat**, secondary coach **ShaDon Brown**, co-offensive coordinator and receivers coach **Darrin Chiaverini**, offensive line coach **Klayton Adams** and running backs coach **Darian Hagan**. In the coaches booth are co-offensive coordinator **Brian Lindgren**, tight ends/H-backs coach **Gary Bernardi** and inside linebackers coach **Ross Els**. Three of the four graduate assistants are also in the press box: **John Hughes** and **Peter Tuitupou** (offense) and **Chidera Uzo-Diribe** (defense); **Matt Daniels** is on the field. Colorado signals in plays when not brought in by substituting players on offense (signal on defense).

HEAD COACHING FATHERS AND THEIR PLAYER SONS

There have been **89** known players in Division I-A (FBS) history who have played for their head-coaching fathers in college, including **three** active pairings, according to a survey of I-A sports information departments. The count includes CU head coach **Mike MacIntyre** and his oldest son, **Jay**; Colorado is one of a handful of schools to have it happen twice, as **Dan Hawkins** had son Cody on his CU teams from 2007-10.

Perhaps the most famous and best head coach father and son tandem in NCAA history is **Jim and Kevin Sweeney** at Fresno State. Kevin played for his father from 1982-86, when he became the first player in NCAA history to throw for 10,000 career passing yards (Jim was FSU's head coach for 19 years, retiring No. 17 on the all-time win list with 200 in his 32-year coaching career).

Note: Marshall had a famous combo when it was a I-AA powerhouse just before moving up to I-A, **Todd Donnan** started at QB for his father, **Jim**, in 1993-94.

A FIRST? We polled the nation on two occasions, and no other instance has yet to turn up where a head coach had his father as a head coach in college and then had a son on a team that he is the head coach. But that appears to be the case with **Mike MacIntyre**, who was coached by his father **George** at Vanderbilt in 1984-85 and is now coaching his son, **Jay**, a junior at Colorado.

There are currently **nine** schools where a player is playing for his head coach father, and in one case, two sons are (Iowa State). Here's a look at the all-time list of known head coaching father-player son pairings at the same school (#—denotes active in 2017):



MacIntyre "Row" – Jay, Mike & George

School	Head Coach	Son (Position)	Years	School	Head Coach	Son (Position)	Years
Alabama-Birmingham	Watson Brown	*Steven (WR)	2005-06	Miami, Fla.	Randy Shannon	Xavier (C)	2008
#Alabama-Birmingham	Bill Clark	Jacob (LS)	2017	School	Head Coach	Son (Position)	Years
#Arizona	Rich Rodriguez	Rhett (QB)	2017	Michigan	Lloyd Carr	Jason (QB)	1994-95
Arizona State	Frank Kush	*Danny (PK)	1973-76	#Middle Tennessee	Rick Stockstill	Brent (QB)	2014-present
Arizona State	Larry Marmie	Larry Jr. (DB)	1989-91	Minnesota	Joe Salem	*Tim (QB)	1980-82
Arkansas	Bobby Petrino	Bobby (WR)	2009	Minnesota	Tim Brewster	Clint (QB)	2007
Arkansas	Bobby Petrino	Nick (QB)	2008-09	Mississippi State	Bob Tyler	Breck (WR)	1977-78
Army	Earl "Red" Blaik	*Robert (QB)	1949-50	North Texas	Todd Dodge	*Riley (QB)	2008-10
Army	Rich Ellerson	*Andrew (LS)	2011-13	Notre Dame	Ara Parseghian	Mike (RB)	1971-74
Ball State	Bill Lynch	Billy (WR)	1998-01	Notre Dame	Lou Holtz	Skip (WR)	1986
Ball State	Bill Lynch	Joey (QB)	2002	Ohio	Cleve Bryant	*Rodney (QB)	1989-90
Baylor	Bill Beal	*Phil (S)	1970-71	Oklahoma State	Bob Simmons	Nathan (RB)	1996-99
Boston College	Steve Addazio	Louie (TE)	2012-15	#Old Dominion	Bobby Wilder	Derek (LB)	2015-present
BYU	LaVell Edwards	*Jimmy (WR)	1981, 84-86	Oregon	Jim Aiken	*James Jr. (RB)	1948
California	Jeff Tedford	Quinn (WR)	2008-09	Oregon	Rich Brooks	Brady (FS)	1988-89
Chicago, U of.	Amos Alonzo Stagg	Amos Alonzo Jr.	1922	Oregon	Mike Bellotti	Luke (PK)	2003-07
#Clemson	Dabo Swinney	Will (WR)	2017	Penn State	Joe Paterno	Jay (QB)	1986-89
Colorado	Dan Hawkins	*Cody (QB)	2006-10	San Diego State	Tom Craft	Kevin (QB)	2005
#Colorado	Mike MacIntyre	*Jay (WR)	2014-present	South Carolina	Steve Spurrier	Scott (WR)	2006-09
Colorado State	Harry Hughes	William	1935, 37	SMU	Rusty Russell	*H.N. (QB)	1950-51
Florida	Doug Dickey	Don (DB)	1975-76	SMU	Phil Bennett	*Sam (LS)	2006-07
Florida State	Bobby Bowden	Jeff (WR)	1981-82	Southern Miss	Jim Carmody	Steve (C)	1982-83
Fresno State	Jim Sweeney	*Kevin (QB)	1982-86	Southern Miss	Jim Carmody	Keith (DT)	1985-86
Fresno State	Pat Hill	Zak (SS)	2007-09	#TCU	Gary Patterson	Blake (LB)	2017
Houston	Art Briles	Kendal (WR/QB)	2004-05	Tennessee	Robert Neyland	Bob, Jr. (HB)	1952
Illinois	Mike White	Chris (PK)	1983-85	Tennessee	Butch Jones	Alex (K)	2015-16
Indiana	Lee Corso	*Steve (SE)	1979-80	Texas	Fred Akers	Danny (QB)	1983-85
Iowa	Bob Commings	*Bobby Jr. (QB)	1977-78	Tulsa	Glen Dobbs	Glenn III (QB)	1963-67
Iowa	Kirk Ferentz	*Brian (OL)	2002-05	Tulsa	Glen Dobbs	Johnny (QB)	1966-68
Iowa	Kirk Ferentz	James (C)	2009-12	Tulsa	John Cooper	John, Jr. (DB)	1981-84
Iowa	Kirk Ferentz	Steve (OL)	2012-16	#Tulsa	Phillip Montgomery	Cannon (WR)	2017
Iowa State	Jim Criner	Mark (LB)	1986	USC	John McKay	*John, Jr. (WR)	1972-74
Iowa State	Paul Rhoads	Jake (WR)	2013-15	USC	Larry Smith	Corby (QB)	1992
Iowa State	Paul Rhoads	Wyatt (WR)	2015	Utah	Kyle Whittingham	Tyler (DB/ST)	2010-11
Kansas State	Jim Dickey	*Darrell (QB)	1979-82	#Utah	Kyle Whittingham	Alex (LS)	2014-present
Kansas State	Bill Snyder	*Sean (P)	1991-92	Utah State	Gary Andersen	Keegan (TE)	2010-12
Kentucky	Hal Mumme	Matt (QB)	1997-98	Vanderbilt	George MacIntyre	*Mike (DB)	1984-85
Louisiana Tech/Mississippi	%Billy Brewer	Brett (P)	1980-84	Virginia Tech	Frank Beamer	*Shane (LS/WR)	1996-99
Louisiana-Lafayette	Rickey Bustle	Brad (OG)	2006-09	Wake Forest	Jim Caldwell	Jimmy Caldwell (WR)	1999
Louisiana-Lafayette	Mark Hudspeth	Gunner (QB)	2015-16	Washington State	Mike Price	*Aaron (PK)	1991-93
Louisiana-Monroe	Pat Collins	*Mike (C)	1981-82	West Virginia	Bobby Bowden	*Tommy (WR)	1973-75
Maryland	Jerry Claiborne	Jonathan (S)	1975-77	West Virginia	Bobby Bowden	Terry (RB)	1975
Massachusetts	Mark Whipple	Austin (QB)	2014-16	Western Michigan	Bill Cubit	*Ryan (QB)	2003-06
Memphis	Rip Scherer	Scott (QB)	1998-00	Wisconsin	Gary Andersen	Chasen (LB)	2014
Memphis	Tommy West	Turner (WR)	2006-09				
Miami, Fla.	Dennis Erickson	Bryce (QB)	1993				

*—denotes started/first-team (at some point when father was head coach at the time; in some cases, they became the starter after the father moved on).
%—The elder Brewer moved on to Mississippi in 1983 and son followed.

While this is the second time that CU has had the head coach father-player son active combo, the Buffaloes have seen it against them in the past. Iowa State (**Criners**), Kansas State (**Dickeys, Snyders**), Oklahoma State (**Simmons**) and perhaps one of the most famous father-son duos, **Lee and Steve Corso** at Indiana. When confirming with Lee, he was pretty proud that Steve caught the game winning TD in a 36-30 win against Kentucky his senior year, and reminded us that he had two pretty good games against Colorado (5 catches for 87 yards in a 17-16 CU win in 1979, and 3-for-38 in a 49-7 Indiana win in 1980).

2017 COACHING CHANGES

There are four new members of CU's coaching staff: **D.J. Eliot**, defensive coordinator/outside linebackers (replaces Jim Leavitt, who coached all the LBs); **ShaDon Brown** (secondary, replaces Charles Clark and Joe Tumpkin, who coached the corners and safeties, respectively); and **Ross Els** (outside linebackers). In addition, **Matt Daniels** joined as an offensive graduate assistant, replacing Corey Edsall, who took a full-time position at Connecticut coaching tight ends under his father. ➔ The CU staff has remained intact twice since **Bill McCartney's** 1988 and 1989 teams, in 2011-12 (under **Jon Embree**) and 2013-14 (under MacIntyre).

FIFTH YEAR USUALLY A WINNER

MacIntyre is now the 10th coach in CU history (out of 25 full-time) who is coaching the team for a fifth consecutive season; he became the eighth of the 11 to lead CU to a winning season in their fourth year. He matched the 1985 Buffaloes under Bill McCartney for the most dramatic fourth-year by a coach in the program; both teams had a +5½ game improvement over the previous year and both ended long bowl droughts. The 1985 team went 7-5 after the previous six CU teams went 7-25-1. The 2016 Buffs went 10-4, matching the team's win total over the previous three years (10-27), and went 8-1 in league play (CU was 7-46 the previous six years). A look at Colorado's 10 coaches who coached the Buffs at least five straight years:

Head Coach	Inaugural Season	1st Yr Record	2nd Yr Record	3rd Yr Record	4th Yr Record	5th Yr Record	Notes
Fred Folsom.....	1895	5-1	5-0	7-1	4-4	7-2	Folsom would have a second run of four-plus straight years (1908-15)
Myron Witham.....	1920	4-1-2	4-1-1	4-4	9-0	8-1-1	Two-year record of 17-1-1 remains best in school history (next best: 22-2-1 in 1989-90)
Bunny Oakes	1935	5-4	4-3	8-1	3-4-1	5-3	After an 0-3 start, Buffs rebound to win five in a row to close season
Dal Ward	1948	3-6	3-7	5-4-1	7-3	6-2-2	The game of this year was a 21-21 tie with No. 4 Oklahoma; OU's only blemish in league play over 11 seasons
Eddie Crowder	1963	2-8	2-8	6-2-2	7-3	9-2	Colorado zooms to No. 3 in the nation after 5-0 start; win second bowl game in program history
Bill Mallory	1974	5-6	9-3	8-4	7-3-1	6-5	Buffs ascend to No. 13 ranking nationally with 5-0 start (for second straight year), but drop five of six
Bill McCartney	1982	2-8-1	4-7	1-10	7-5	6-6	After opening 0-4 (three losses by eight points), Buffs rally to finish 6-1 in Big 8 (with win over No. 3 NU)
Gary Barnett	1999	7-5	3-8	10-3	9-5	5-7	Buffs would rebound to win the Big 12 North Division in his sixth and seventh years
Dan Hawkins	2006	2-10	6-7	5-7	3-9	3-6	He was relieved of head coaching duties with three games remaining in season
Mike MacIntyre	2013	4-8	2-10	4-9	10-4	3-1	His '16 Buffs were the third team in CU history to post a winning record in Year 4 after a sub-.500 Year 3

FOLLOW UP: THE YEAR AFTER WINNING NATIONAL COACH OF THE YEAR HONORS

Looking at the eight previous national coaches of the year, they all came back with strong years to follow up their award-winning campaigns (combining to win an average of 11 games the year after being named coach of the year; five finished ranked inside the top 10 and two won national championships):

Year	Coach, School	Next Year Record	AP Final Ranking	Year	Coach, School	Next Year Record	AP Final Ranking
2016	Mike MacIntyre, Colorado	TBD	TBD	2011	Les Miles, LSU	10-3	No. 14
2015	Dabo Swinney, Clemson	14-1	No. 1 (Nat'l Champions)	2010	Chip Kelly, Oregon	12-2	No. 4 (Pac-12 Champions)
2014	Gary Patterson, TCU	11-2	No. 7	2009	Gary Patterson, TCU	13-0	No. 2
2013	Gus Malzahn, Auburn	8-5	No. 19	2008	Nick Saban, Alabama	14-0	No. 1 (Nat'l Champions)
2012	Brian Kelly, Notre Dame	9-4	No. 20				

JEFFCOAT ON PAC-12 ALL-CENTURY TEAM

Two CU assistant coaches earned finalist status for the Pac-12 All-Century team announced in 2015, with defensive line coach **Jim Jeffcoat** named to the final team as one of five defensive ends for accomplishments at Arizona State as a player. Jeffcoat recorded 102.5 quarterback sacks in his 15-year career in the National Football League (with Dallas and Buffalo), a number that still ranks 26th all-time in the NFL, which was 10th at the time he retired (though he might enjoy talking about his two career interceptions which he returned 65 and 26 yards, respectively, and both for touchdowns).

BUFF ALUMNI IN THE FBS COACHING RANKS: Brad Bedell ('99), OL, Arkansas State; Ronnie Bradford ('92), DB, USC; Jason Burianek ('02), HC, Missouri Baptist; Cedric Cormier ('01), WR, UNLV; Rich Fisher ('92), WR, Nebraska; David Gibbs ('90), DC, Houston; Chris Naeole ('96), Interim HC/OL, Hawaii; Anthony Perkins ('11), CB, Ohio; Rod Perry ('75), DB, Oregon State; Pete Shinnick ('86), HC, West Florida; Steve Stripling ('76), Assoc. HC/DL, Tennessee; Ryan Walters ('08), DB, Missouri. **IN THE FCS:** Brian Cabral, AHC/DC ('78), Indiana State; Paul Creighton ('03), UC Davis, TE; Ty Gregorak ('99), DC/LB, Montana; Parker Orms ('13), GA/CB, West Georgia; Anthony Perkins ('11), DB, Indiana State; Jeff Smart ('09), LB, Penn. **AND DOWN I-25 AT CSU-PUEBLO:** Donnell Leomiti ('95), DB.

FBS PROGRAMS WITH MOST CURRENT STUDENT-ATHLETES WHOSE FATHERS ALSO PLAYED AT THE SAME SCHOOL: Clemson 9, Michigan 9, Iowa 8, BYU 7, Georgia Tech 7, Florida State 6, Hawaii 6, Virginia 6, Texas 5, Colorado 4, West Virginia 4.

2017 COLORADO FOOTBALL STAFF

Head Coach	Mike MacIntyre (<i>Georgia Tech '89</i>)	Director of Recruiting	Adam Toyama (<i>Hawai'i '04</i>)
Co-Offensive Coordinator / Quarterbacks	Brian Lindgren (<i>Idaho '04</i>)	Director of Player Personnel	Brad Forsyth (<i>Illinois Wesleyan '90</i>)
Co-Offensive Coordinator / Receivers	Darrin Chiaverini (<i>Colorado '99</i>)	Director of Quality Control/Offense	Daniel Da Prato (<i>UL-Monroe '03</i>)
Offensive Line	Klayton Adams (<i>Boise State '05</i>)	Director of Quality Control/Defense	Nate Taye (<i>San Jose State '13</i>)
Running Backs	Darian Hagan (<i>Colorado '96</i>)	Director of Quality Control/Special Teams	Matt Thompson (<i>Fort Lewis '05</i>)
Tight Ends / H-Backs	Gary Bernardi (<i>Cal State-Northridge '76</i>)	Director of Football Academics	Wake Forest ('05)
Defensive Coordinator / O-Linebackers	D.J. Eliot (<i>Wyoming '99</i>)	Operations & Recruiting Assistant	Scott Unrein (<i>Colorado '11</i>)
Defensive Line	Jim Jeffcoat (<i>Arizona State '82</i>)	Intern	Erik Aunese (<i>Colorado Mesa '16</i>)
Secondary	ShaDon Brown (<i>Campbellsville '02</i>)	Intern	Cory Hall (<i>Colorado '16</i>)
Inside Linebackers	Ross Els (<i>Nebraska-Omaha '88</i>)	Intern	Bruce Jones (<i>Texas Tech '15</i>)
Offensive Graduate Assistant	Peter Tuitupou (<i>San Jose State '13</i>)	Intern	Mike Slife
Offensive Graduate Assistant	John Hughes (<i>Humboldt State '12</i>)	Director of Strength & Conditioning	Drew Wilson (<i>King's College '00</i>)
Defensive Graduate Assistant	Matt Daniels (<i>Duke '12</i>)	Asst. Strength & Conditioning Coach	Terrance Motley (<i>BYU '15</i>)
Defensive Graduate Assistant	Chidera Uzo-Diribe (<i>Colorado '14</i>)	Asst. Strength & Conditioning Coach	Justin Geyer (<i>Mt. St. Joseph '10</i>)
Director of Football Operations	Bryan McGinnis (<i>San Jose State '07</i>)	Asst. Strength & Conditioning Coach	Jeremy Layport (<i>Cal Lutheran '02</i>)

THE RISE ... FROM FOUR OR FEWER TO 10 OR MORE

Taking a look at the current landscape of the so-called Power-5 conferences (Atlantic Coast, Big 12, Big Ten, Pac-12 and Southeastern) and examining the history of those teams, CU's turnaround in 2016 is up there with some of the all-time finest among college football's "big boys." The Buffaloes became the ninth team among the Power-5 schools since 1972 to win 10 or more games after finishing the previous season with four or fewer wins (1972 was the year freshmen became eligible to play in NCAA Division I football, thus defining the modern era). (CU was just the 30th team to go from four to nine wins.) Here's a look at those current power-5 programs with the largest turnarounds since 1972 (conference listed after school name is the one it belonged to at the time).

Power-5 Programs Jumping from Four or Fewer Wins to 10 or More Wins in Just One Season

School	Improvement		Previous Season		Next Season		School	Improvement		Previous Season		Next Season	
	Overall	Wins	Record	Year	Record	Year		Overall	Wins	Record	Year	Record	Year
Auburn (SEC)	+ 8	+ 9	3-9	2012	12-2	2013	Northwestern (Big Ten)	+ 6	+ 7	3-7-1	1994	10-2	1995
TCU (Big 12)	+ 7½	+ 8	4-8	2013	12-1	2014	Wake Forest (ACC)	+ 5½	+ 7	4-7	2005	11-3	2006
Penn State (Big Ten)	+ 6½	+ 7	4-7	2004	11-1	2005	Washington State (Pac-10)	+ 5½	+ 6	4-7	2000	10-2	2001
Colorado (Pac-12)	+ 6	+ 6	4-9	2015	10-4	2016	Arkansas (SEC)	+ 4½	+ 6	4-7	2005	10-4	2006
Colorado (Big 12)	+ 6	+ 7	3-8	2000	10-3	2001							

MOST IMPROVED TEAMS ALL-TIME IN PAC-12 LEAGUE PLAY

Colorado completed the single biggest improvements in league record from one year to the next in the history of the Pac-12 Conference with its 27-22 win over Utah. Finishing at 8-1 in league play, that was a reversal from a 1-8 mark in 2015, or a difference of seven games. While those inside the CU program thought it could be done, after going 5-40 in Pac-12 play from 2011 through 2015, CU was picked to finish last in the South Division in the 2016 preseason media poll.

In Pac-12 history, there are just two instances where a school won seven or more games in league play than it did the season before, with Colorado joining the 1940 Stanford team as the only ones to accomplish the feat. Stanford's 6½-game improvement that year had been the best from one year to the next, with three others improving by five games; but at +7, this year's Buffaloes became the league's all-time most improved team. A closer look:

ALL-TIME BIGGEST OVERALL IMPROVEMENT IN PAC-12 CONFERENCE PLAY FROM ONE YEAR TO THE NEXT

School	Improvement		Previous Season		Next Season		School	Improvement		Previous Season		Next Season	
	Overall	Wins	Record	Year	Record	Year		Overall	Wins	Record	Year	Record	Year
*Colorado	+ 7	+ 7	1-8	2015	8-1	2016	Stanford	+ 5	+ 5	2-6	1998	7-1	1999
*Stanford	+ 6½	+ 7	0-6-1	1939	7-0	1940	UCLA	+ 4	+ 5	2-3	1945	7-0	1946
*California	+ 5	+ 5	1-6	1957	6-1	1958	Washington	+ 4	+ 5	1-5-1	1951	6-2	1952
Oregon	+ 5	+ 5	2-6	1993	7-1	1994							

***—LAST TO FIRST:** Colorado is technically the first AND fourth team to go from "worst to first" in Pac-12 history. The Stanford and Cal teams did it, along with the '59 Washington team that was 1-6 in 1958 but went 3-1 in 1959 (the year Oregon, Oregon State and Washington State left the conference for up to five seasons). But in all three cases, Idaho was a member of the league those years but always played an abbreviated schedule (finishing 0-3 all three times).

MOST IMPROVED FBS TEAMS IN 2016

There have now been three seasons in school history where CU finished as or tied as the nation's most improved team. In one of the more dramatic turnarounds in NCAA history, CU went from 1-10 in 1984 to 7-5 in 1985, a 5½-game improvement, after the Buffs switched from a pro passing attack to the wishbone on offense. Then in 2001, Colorado improved six games, finishing 10-3 after going 3-8 the year before; in fact, CU just missed playing in the BCS Championship game by .05 of a point. This year, CU tied for the biggest jump over its 2015 record with five other schools; the Buffs also debuted as No. 15 in the first College Football Playoff Poll of the season, one of only two teams (with Nebraska) that had losing seasons in 2015. The most improved teams in 2016:

School	2015	2016	Diff.	School	2015	2016	Diff.	School	2015	2016	Diff.
Colorado	4-9	10-4	+ 5½	Troy	4-8	10-3	+ 5½	Wyoming	2-10	8-6	+ 5
UCF	0-12	6-7	+ 5½	Army	2-10	8-5	+ 5½				
Eastern Michigan	1-11	7-6	+ 5½	Georgia Tech	3-9	9-4	+ 5½				

TRENDING ...

Here's a look at the improvement that CU has made from the season prior to Mike MacIntyre's hiring at Colorado (2012) and the present in some rather unique categories (does not include the Alamo Bowl):

Category	2016	2015	2014	2013	2012	Category	2016	2015	2014	2013	2012
Snaps per TD/Offense	20.7	28.0	23.7	26.8	30.7	Average To Go/Third Down	6.3	7.1	6.5	7.1	7.5
Snaps per TD/Defense	33.7	22.0	15.1	16.8	12.3	Red Zone Offense	51-57	39-53	40-45	26-32	26-33
Opening Drive/Points Scored	49	24	24	17	14	Red Zone Defense	31-41	39-44	47-52	51-62	53-57
Opening Drive/Points Allowed	7	42	27	34	35	TD Drives 60+ Yards	38	25	35	24	23
Points per Drive/Offense	2.20	1.78	1.99	1.62	1.26	Opp. TD Drives 60+ Yards	12	28	38	35	43
Points per Drive/Defense	1.29	2.02	2.60	2.57	3.21	Opponent 20+ Plays	49	66	72	74	81
Average Gain/First Down	6.0	5.1	5.4	5.8	4.2	Touchdowns Allowed (offensive)	27	43	56	55	67
Average Gain Allowed/First Down	5.1	5.7	6.8	6.5	8.0	Points Allowed	266	357	468	459	552

HISTORICALLY

Colorado is in its second century of intercollegiate football, as the Buffaloes are in their 128th season of competition having played **1,229** games with an all-time record of **698-495-36**. CU currently stands 25th on the all-time win list and is 36th in all-time winning percentage (.583; the Buffs are 29th for those schools with 1,000 or more games played in Division I-A). Only 12 Division I schools have played more seasons of intercollegiate football than Colorado; Washington is the only Pac-12 school that matches CU's total of 128 (Cal is the only one who has played more games – 1,236), with only USC (827) and Washington (719) having won more games (CU is sixth in the league in winning percentage).

➔ In Boulder, the Buffs are **403-190-16** (.675) all-time and **311-170-10** (.644) in their 94th season on the “hilltop” (Folsom Field).

OVERTIME

Colorado is 6-7 all-time in overtime games (3-4 at home); the Buffs became the 84th team in Division I-A to play an overtime game when it played its first ever extra session affair against Missouri in 1999. Here's a chart summarizing the Buffs in overtime (*—denotes in Denver):

Date	Opponent	Score	Regulation	Coin Toss	Choice	---Total Yards---		Notes
						Offense	Defense	
10-09-99	MISSOURI	W 46-39	39-39	Missouri	Defense	25	13	Ends with Kelly INT
11-26-99	NEBRASKA	L 30-33	27-27	Nebraska	Defense	9	25	CU trailed 27-3 early in 4th
11-09-02	at Missouri	W 42-35	35-35	Missouri	Defense	25	18	Ends with Mossoni FR
12-28-02	Wisconsin	L 28-31	28-28	Wisconsin	Defense	-2	5	Alamo Bowl
10-11-03	KANSAS	W 50-47	44-44	Colorado	Defense	25	7	Calhoun 3-25, TD rushing in OT
10-23-04	at Texas A & M	L 26-29	26-26	Colorado	Defense	14	33	First CU turnover in an OT ends it
10-07-06	BAYLOR	L 31-34 (3 OT)	17-17	Colorado	Defense	42	72	Ends in 3OT on Baylor INT
9-01-07	*Colorado State	W 31-28	28-28	Colorado	Defense	7	16	Eberhart kicks GWFG (35) after Wheatley INT
9-18-08	WEST VIRGINIA	W 17-14	14-14	Colorado	Defense	18	19	Goodman kicks GWFG (25) after WVU FG miss
9-10-11	CALIFORNIA	L 33-36	30-30	California	Defense	20	45	CU drives to CA4 but drive stalled
9-27-14	at California	L 56-59 (2 OT)	49-49	Colorado	Defense	46	34	CU drives to CA1 but failed on 4th down
10-25-14	UCLA	L 37-40 (2 OT)	31-31	Colorado	Defense	13	40	CU rallied from 31-14 down in 4th; two OT FGs
9-19-15	*Colorado State	W 27-24	24-24	Colorado	Defense	10	2	Gonzalez kicks GWFG (32) after Thompson FG block

COMEBACK BUFFS

Over the last 10 seasons, Buffs rallied to win from 10 or more points down 12 times, including twice under Mike MacIntyre, including rallying from its largest deficit ever against CSU. In 2014, UMass was up by 11 early in the second half after cashing in on a pick-six. Two of the rallies came from 17 down: in 2012, Washington State led, 31-14, early in the fourth quarter, but CU scored three straight TDs to close the game, capped by **QB Jordan Webb** scoring on fourth down from four yards out with 0:09 remaining; **PK Will Oliver** added the game winning PAT. In 2007, the Buffs got the best of No. 3 Oklahoma when **PK Kevin Eberhart** capped a run of 20 straight points with a 45-yard field goal for a 27-24 win. Eight have taken place in Boulder, a ninth (the first one) in Denver against CSU, and two on the road (the Washington State comeback was the largest fourth quarter comeback on the road CU has ever had).

COLORADO COMEBACKS

Trailed By	Time, Qtr.	Final	Opponent (Date)
14 (0-14)	2:44, 1Q	27-24	OT; Colorado State (Sept. 19, 2015)
11 (20-31)	12:24, 3Q	41-38	at Massachusetts (Sept. 6, 2014)
17 (14-31)	8:07, 4Q	35-34	at Washington State (Sept. 22, 2012)
11 (3-14)	3:47, 1Q	44-36	KANSAS STATE (Nov. 20, 2010)
10 (14-24)	10:40, 3Q	29-27	GEORGIA (Oct. 2, 2010)
10 (0-10)	0:00, 2Q	31-13	HAWAII (Sept. 18, 2010)
10 (21-31)	11:01, 4Q	35-34	TEXAS A&M (Nov. 7, 2009)
11 (13-24)	9:14, 4Q	28-24	IOWA STATE (Nov. 8, 2008)
14 (7-21)	7:29, 2Q	31-24	EASTERN WASHINGTON (Sept. 6, 2008)
11 (24-35)	0:23, 2Q	65-51	NEBRASKA (Nov. 23, 2007)
17 (7-24)	12:23, 3Q	27-24	OKLAHOMA (Sept. 29, 2007)
11 (17-28)	10:05, 3Q	31-28	OT; Colorado State (Sept. 1, 2007)

LITTLE KNOWN RARITY

In CU history, the Buffaloes have had a 100-yard rusher and receiver in the same game on **41** occasions (and are **31-10** in games when this occurs). It's happened once this year, against Northern Colorado (**TB Phillip Lindsay/WR Devin Ross** as the duo just missed one becoming the first to do 150/150). Since CU joined the Pac-12 in 2011, it has happened 10 times overall (once each in 2011, 2012, 2013, 2014 and 2015 and four times in 2016). In 2001, the first time the same player had 100 yards in both in the same game at Colorado occurred when **TB Cortlen Johnson** had 172 rushing and 105 receiving at Iowa State. *A closer look at this unique list can be found on page 197 of the 2017 CU Information Guide & Record Book supplement.*

FOLSOM FIELD CAPACITY SNAPSHOT

Folsom Field's official capacity had been 53,613, expanded last in 2003 when 1,903 club seats and 41 suites were added in the east side stadium expansion; however, with CU's \$156 million Athletics Complex Expansion nearing completion and the northeast corner of the stadium and the north stands now redesigned, the new capacity now stands at **50,183**. Folsom is tied for the 18th oldest venue among the 128 NCAA Division I-A/FBS stadiums. It is the fourth oldest stadium in the Pac-12 Conference, as only Husky Stadium (Washington, 1920), Rose Bowl Stadium (UCLA, 1922) and Los Angeles Memorial Coliseum (USC, 1923) are older.

CU FOOTBALL REMAINS SECOND MOST POPULAR PER-GAME SELL IN STATE

The final home attendance figure for 2016 was **279,652**, an average of 46,609 for six home games, over 7,220 more than CU's 2015 average. It marked the 22nd straight season that Colorado football was the second largest draw per game in the state behind the NFL Denver Broncos (and the 40th time in the last 42 years). The fledgling Colorado Rockies took over the second spot the two years they played at old Mile High Stadium, averaging in the mid-to-upper 50s in 1993 and 1994. The Broncos wrestled the state's top spot away from the Buffs permanently in 1975 after first doing so in 1969, with six years of see-sawing in-between (CU had been the state attendance leader since Folsom Field was built in 1924). CU continues to have the second largest public and overall season ticket base in the state (the count in 2016 was just under 27,000 when adding in 9,200 student holders to 17,500 public tickets (student tickets are purchased, just at a discounted rate). In 2016, CU was again first in the state in college football attendance for the **51st** straight year, ahead of Air Force (29,586; AFA was the last school top CU's figure, in 1965) and Colorado State (27,600); all had six games. The Broncos averaged 76,744 fans per game in 2016; the Rockies are averaging 36,693 this summer (70 games, Sept. 4).

SCORING STREAKS

The Buffs scored in a school record **242** consecutive games until Missouri ended the streak on October 25, 2008; it was first shutout loss since November 12, 1988 to Nebraska in Lincoln (7-0). The Buffs had scored in **94** consecutive road games (123 including neutral sites) as well as in 153 straight league games, all 103 in Big 12 play, including the four title games, and their final 50 in Big Eight competition, dating back to the '88 shutout at Nebraska. CU had scored in **150** straight games at home until Stanford shut out the Buffs, 48-0 on Nov. 3, 2012; the previous last shutout was a 28-0 loss to Oklahoma on Nov. 15, 1986. CU has been shutout just 10 times in its last **581** games (dating to October 5, 1968), but only six schools have administered them: Oklahoma (three times), Missouri (twice), Nebraska (twice), Louisiana State, Michigan and Stanford. Current streaks:

- CU has scored in **57** straight games overall; last shutout was at home against Stanford on Nov. 3, 2012 (a 48-0 loss).
- CU has scored in **160** straight games against non-conference opponents (last shutout: a 44-0 loss at home to LSU on September 15, 1979).
- The home shutout losses to Stanford ('12), Oklahoma in '86 and LSU in '79 are the only three times CU has not scored at Folsom Field over the course of the last **317** games (all the way back to 1963).

SAFELY AHEAD

The Buffs have been a virtual lock to win once they have a lead of two or more scores (nine-plus points) over the past 40-plus seasons. Since the 1976 opener, CU has protected a two-score lead **239** of **270** times, losing 28 and tying three when it blew the lead; a closer look (*—Disneyland Pigskin Classic at Anaheim):

Date	Opponent	CU Lead (when)	Result	Date	Opponent	CU Lead (when)	Result
9/17/16	at Michigan	14 (21-7; 1st Quarter)	L, 28-45	09/23/06	at Georgia	13 (13- 0; 4th Quarter)	L, 13-14
11/13/15	SOUTHERN CALIFORNIA	14 (17-3; 2nd Quarter)	L, 24-27	10/23/04	at Texas A&M	12 (19- 7; 3rd Quarter)	L, 26-29 OT
11/01/14	WASHINGTON	10 (20-10; 2nd Quarter)	L, 23-38	11/01/03	at Texas Tech	14 (14- 0; 1st Quarter)	L, 21-26
09/27/14	at California	14 (28-14; 3rd Quarter)	L, 56-59 2OT	10/04/03	at Baylor	9 (23-14; 3rd Quarter)	L, 30-42
08/29/14	Colorado State (Denver)	10 (17-7; 3rd Quarter)	L, 17-31	11/11/00	Iowa State	11 (20- 9; 2nd Quarter)	L, 27-35
09/08/12	SACRAMENTO STATE	14 (14-0; 1st Quarter)	L, 28-30	09/02/00	Colorado State (Denver)	10 (24-14; 3rd Quarter)	L, 24-28
09/01/12	Colorado State (Denver)	11 (14-3; 2nd Quarter)	L, 17-22	10/23/93	at Kansas State	9 (9- 0; 2nd Quarter)	T, 16-16
10/01/10	WASHINGTON STATE	10 (27-17; 4th Quarter)	L, 27-31	09/18/93	at Stanford	10 (37-27; 4th Quarter)	L, 37-41
11/06/10	at Kansas	28 (45-17; 4th Quarter)	L, 45-52	09/15/90	at Illinois	14 (17- 3; 2nd Quarter)	L, 22-23
10/23/10	TEXAS TECH	10 (24-14; end 3rd Qtr)	L, 24-27	08/26/90	*Tennessee	14 (31-17; 4th Quarter)	T, 31-31
11/19/09	at Oklahoma State	11 (21-10; 3rd Quarter)	L, 28-31	09/27/86	ARIZONA	9 (21-12; 4th Quarter)	L, 21-24
10/10/09	at Texas	11 (14-3; 2nd Quarter)	L, 14-38	11/03/84	KANSAS	11 (27-16; 4th Quarter)	L, 27-28
11/28/08	at Nebraska	14 (14-0; 1st Quarter)	L, 31-40	10/16/82	at Oklahoma State	13 (13- 0; 1st Quarter)	T, 25-25
11/10/07	at Iowa State	21 (21- 0; 3rd Quarter)	L, 28-31	09/19/81	WASHINGTON STATE	10 (10- 0; 4th Quarter)	L, 10-14
09/08/07	at Arizona State	14 (14- 0; 2nd Quarter)	L, 14-33	10/10/79	OKLAHOMA STATE	20 (20- 0; 4th Quarter)	L, 20-21
10/28/06	at Kansas	9 (9- 0; 3rd Quarter)	L, 15-20				

Colorado has lost only 34 games (and was tied twice) dating back to 1980 when leading by *any* margin at any point in the fourth quarter or overtime. The most recent losses were last year, in the 38-31 loss to Arizona (led 24-17 entering the fourth) and in the 35-31 loss at UCLA (CU took a 31-28 lead early in the fourth); CU lost four games in 2014 where it had small fourth quarter advantages. The ties came against Tennessee in 1990 (31-31, after leading 31-17) and Kansas State in 1993 (16-16 after taking a late 16-13 lead).

- Colorado has won **124** of its last **145** games in which it at any point has held a two-score lead. A 2003 loss to Baylor snapped a 26-game winning streak in such situations on the road, and an overall streak of 49 consecutive wins from 1993 to 1999 was snapped by CSU in 2000. In this same span, **Colorado has rallied to win 38 games and tie two others dating back to 1981 after once trailing at some point in the fourth quarter** (not including coming from 27-3 down against Nebraska in 1999 before losing in OT). The most recent was the 41-38 win at Oregon on Sept. 24; CU had led most of the game but Oregon went ahead, 38-33, late in the third quarter. But a Steven Montez to Bryce Bobo 31-yard TD pass (and the two connecting again on the two-point conversion) were the only points in the fourth quarter and CU held the Ducks off for the win. Two of the biggest ones occurred in 2007: CU rallied from 28-17 down in the third and 28-25 in the fourth to defeat CSU 31-28 in overtime) and Oklahoma (down 24-7 late in the third, eventually tying the fourth largest comeback in school history in winning 27-24).

INJURIES DOWN AFTER 2015 COUNT SIXTH-WORST IN LAST 30 SEASONS

The injury bug hit the Buffs in 2015, as 10 positions had a starter miss at least one game due to injury. The injury bug avoided Mike MacIntyre's first two teams for the most part, but last year ('15) was a different story: the Buffs lost **93** full games from players who figured in the two-deep (or those who regularly rotated in at the skill positions), and **120** games overall by the entire team. Below are the worst regular seasons for injuries/illness for the CU program over the last 29 years (KEY: GL—Games lost to injury; GL/2—Games lost by 2-deep scrimmage players; MG—"Man games" as defined by as the total number of games if all players NOT ticketed to redshirt played every game; Pct. Lost – percentage of man games lost, knowing that in actuality, the number is higher as third-team players and reserves don't see that much action; 2/MG—2-deep man games, or starting 22 positions plus backups):

Season	G	GL	MG	Pct. Lost	GL/2	2/MG	Pct. Lost	Season	G	GL	MG	Pct. Lost	GL/2	2/MG	Pct. Lost
2008	12	121	1008	12.0	110	528	20.8	2012	12	108	984	11.0	71	528	13.4
2011	13	141	1066	12.8	115	572	20.1	2016*	14	129	1224	10.6	75	630	11.9
1998	11	101	864	11.7	89	484	18.4	2003	12	74	876	8.4	58	528	11.0
2000	11	101	880	11.5	82	484	16.9	1997	11	51	770	6.6	41	484	8.5
2010	12	103	924	11.1	88	528	16.7								
2015	13	120	1053	11.4	93	572	16.3	2017	TBA						
2002	13	139	1118	12.4	80	572	14.0								

*—man-games for 2-deep include PK spot.

Dating back to 1987, only 10 times has CU lost over five percent of its "man game" count due to injury (1995-97-98-2000-02-03-08-10-11-12).

BUFFS AGAINST THE BEST

Here's a look at how CU has fared all-time against nationally ranked teams (*Associated Press* poll):

Games	All-Time Record	1989-2017 Record	Mike MacIntyre Record	Coach With The Most Wins
versus Top 5.....	12-55-2	8-23-1	0-4	5 / Bill McCartney
versus Top 10.....	25-93-3	14-39-2	0-6	8 / Eddie Crowder & Bill McCartney
versus Top 15.....	37-120-3	20-54-2	0-7	10 / Bill McCartney
versus Top 25.....	71-163-3	45-84-2	2-15	20 / Bill McCartney

CU played 21 ranked non-conference opponents (bowls included) as a member of the Big 12, going 9-12, the most wins over non-league ranked foes from 1996-2010.

"OUTSIDE THE NINE DOTS"

Some out of the ordinary records by the Buffs in some unique situations:

- ❑ Colorado is **84-43** against teams with three or more losses dating back to the 1985 season;
- ❑ Colorado is **82-46-1** in its last **129** games against schools that include the word "State" (dating to 1986);
- ❑ Colorado is **552-278-25** all-time in games played in the Mountain Time Zone (Colorado, Arizona, Montana, New Mexico, Utah, Wyoming)

SIXTEEN TO THE HOUSE ON THE FIRST TRY WHEN IT COMES TO THEFTS & SCORES

CU players have a penchant to return their first career interceptions for touchdowns, as since 1992, **16** Buffaloes have scored after stealing their first college pass. Sophomore **ILB Rick Gamboa** is the latest to join the club, snaring a batted pass and returning it 20 yards for a score against Oregon State on Oct. 1. **ILB Kenneth Olugbode** had the previous one, racing 60 yards for a score with his first pick in a 27-24 overtime win over Colorado State in 2015. That was the first in eight years, however, as the one previous came in 2007, when redshirt frosh **CB Jimmy Smith**, as his 31-yard return of a Joe Ganz pass cut Nebraska's lead over CU to 35-31 early in the second half and was the impetus to a 65-51 comeback win. Prior to that may have been the most spectacular of the lot: **ILB Marcus Burton** returned a pick 99 yards at Oklahoma State in 2005, preserving CU's shutout in the waning seconds of the game. Three did it in 2004: **OLB Brian Iwuh** did it off the bat when he made his first career pick and returned it 37 yards for what proved to be the winning touchdown against Colorado State in the season opener; a week later, **Joe Sanders**, plucked off a ball against Washington State and raced 51 yards for six, snapping a 3-3 deadlock in the process; then versus Texas, **CB Terrence Wheatley** plucked one off and ran 37 yards for six with his first theft. Two did it in 2001: **S Medford Moorer** picked off his first career pass and returned it 64 yards for a touchdown against Texas in the Big 12 Championship game, while **CB Donald Strickland** returned his first career pick 31 yards for a touchdown just one minute into the CSU game. Frosh redshirt **CB Phil Jackson** did it in 2000, as he returned his first career INT 28 yards for a TD against Washington. **SS Rashidi Barnes** had his first one in CU's win over CSU in 1997, returning it 26 yards for a score, rallying the Buffs into a 14-14 tie early in the second half. Barnes was the fourth Buff in a 14-game span to return a first career pick for a TD—**Marcus Washington** had a 95-yard theft for a score in the '96 Cotton Bowl against Oregon; **Vili Maumau** had a 33-yard interception for six (and a Hula dance) at Colorado State in 1996; and **Nick Ziegler** stole one for a 31-yard score against Washington in the '96 Holiday Bowl. In 1992, **Dwayne Davis** returned one 31 yards for a TD in a 21-20 win at Minnesota to start this amazing run.

➤ And three did it with their first **punt returns**: **Ben Kelly** (vs. Utah State in 1998), **Jeremy Bloom** (vs CSU in 2002) and **Laviska Shenault** (2017 vs. Texas State).

BUFFALO DINOSAURS

The longtime radio voice of the Buffs, **Larry Zimmer** wrapped up his career following the 2015 season, calling **486** CU games; a string of **251** in a row came to an end after he was hospitalized in October 2014 (he would miss the final six games of the season). He only missed 17 games overall; prior to the six due to illness, he had missed three bowls (two due to contracts forbidding teams to originate broadcasts), three regular season games due to travel conflicts and five road games this season; his 400th at CU was also the 1,000 of his professional career. At their current school, only Bob Robertson, Washington State (552 at the time) and Bill Hillgrove, Pittsburgh (535) had called more games than Zim, who was tied for fourth in the number of years calling major college football for the same team (42nd season) behind Robertson (49th), Hillgrove (46th) and Don Fischer, Indiana (43rd; South Carolina's Tommy Suggs was also in his 42nd year). In 2009, Zim was honored as the 15th recipient of the Chris Schenkel Award, which recognizes those who have enjoyed a long and distinguished career broadcasting college football at a single institution (he called a total of **570** college games, including 50 for Michigan and 34 for CSU).

OTHER DINOSAURS: **Jon Burianek**, who retired as senior associate AD in June 2006 and then briefly rejoined the department on a contract basis in 2013, worked **444** CU football games, including a run of **415** in a row (229 of which were at home). **SID Dave Plati** has worked **450** overall, including the last **408** (dating to the '83 finale); **Darian Hagan**, in his second stint as an assistant coach, has been a part of **238** (92 as an assistant coach, 62 as a football staff member, 35 as the Alumni C-Club director and 49 as a player); and **Gary Barnett**, now an analyst with KOA, has worked **213** (106 as an assistant coach, 87 as head coach and 20 on the radio). The late **Fred Casotti**, the school's longtime SID and associate AD between 1952-87, witnessed 477 CU football games in person prior to his passing in 2001; included within that was a string of 268 in a row at one time at Folsom Field. The record by a coach is held by **Brian Cabral**, who, including his playing days (46 games), was a part of **340** CU games (the last 294 in a row); former facilities man **John Krueger** worked 325 in all (1980s to 2012). Then there are CU's "Super Twins," **Betty Hoover** and **Peggy Coppom**, who have been to all but handful of CU's home games – since 1940 (they're 92). And the late **F.M. "Dutch" Westerberg** is the all-timer; the long-time season ticket holder saw *every* CU home game (**394** of 'em) from 1921 until 1999, when he passed away at the age of 94.

STAT CREW: **Jack Landon** (son of one-time presidential candidate Alf Landon) is in his 45th year as a member of the CU football stat crew; he joined the basketball crew in 1971 and then football two years later. Virginia did a survey on longest tenured state people, and Jack is 18th nationally.

NFL SCOUT WATCH

Colorado has 23 seniors on its 2017 roster, and if history holds, they will receive plenty of looks from scouts all around the National Football League; scouts/player personnel types pass through Boulder every season for a game and/or practice(s), with over three fourths of the league doing so on average every season. In 2016, **28** teams scouted the Buffs in person at games, and thus far in 2017, **12** teams have: Atlanta, Baltimore, Chicago, Dallas, Denver, Indianapolis, Kansas City, L.A. Rams, N.Y. Giants, Philadelphia, San Francisco and Tampa Bay. Not including camps or practices, **870** scouts have attended Colorado games since 2000 (home, road and neutral sites). At the 2016 UCLA game in Boulder (Nov. 3), a record for a CU game occurred as there were **31** scouts from 20 teams were in attendance for the game.

PLAYING ON SUNDAY: IN-THE-PROS

There are **13** former Colorado Buffaloes on the 2017 National Football League as of Sept. 24, four more than at the end of 2016. Colorado has had **242** players all-time go on to make an active NFL roster and **270** all-time draft picks, which ranks as the fourth most among Pac-12 programs and the 22nd overall. CU had continually been one of the top 20 producers for the last quarter century of NFL talent and at one time in the late 1970's had the most active players (47) of any school in the nation. The last time Colorado was in the top 10 in players produced was in 2002, coming in 10th (29); nationally, CU was in the top four from 1996-99 (third in '09, fourth the other years). The active list (KEY: **Exp.**—denotes number of years in the league; **i**—on injured reserve/physically unable to perform; **p**—practice squad):



Player	Pos.	Team	Exp.
Chidobe Awuzie	CB	Dallas Cowboys	R
David Bakhtiari	OT	Green Bay Packers	4
Ken Crawley	CB	New Orleans Saints	1
Mason Crosby	PK	Green Bay Packers	10
i —Jimmie Gilbert	OLB	San Francisco 49ers	R
Daniel Munyer	OG-C	Arizona Cardinals	1
i —Stephone Nembot	OT	Baltimore Ravens	1
Paul Richardson	WR	Seattle Seahawks	3
Jimmy Smith	CB	Baltimore Ravens	6
Nate Solder	OT	New England Patriots	6
Tedric Thompson	SS	Seattle Seahawks	R
p —Josh Tupou	DT	Cincinnati Bengals	R
Ahkello Witherspoon	CB	San Francisco 49ers	R

IN CAMPS BUT WAIVED

Player (cut date)	Pos.	Team	Exp.
Jordan Carrell (9/02)	DT	Dallas Cowboys	R
Justin Drescher (8/30; inj.)	LS	New Orleans Saints	7
Sefo Liufau (9/02)	QB	Tampa Bay Buccaneers	R
Kenneth Oluogbode (9/02)	ILB	Cleveland Browns	R
Nelson Spruce (9/04; inj.)	WR	Los Angeles Rams	1

COACHES

Name	Pos.	Team	Tie To Colorado
Eric Bieniemy	RB	Kansas City	Player, 1987-90; Asst. Coach, 2000-02, '11-12

Joe Bleymaier	QC/Offense	Kansas City	QC/MacIntyre Staff, 2013-15
Tom Cable	OL/AHC	Seattle	Asst. Coach, 1998-99
Moses Cabrera	Str/Cond	New England	Asst. S&C Coach, 2010
Jim Caldwell	Head Coach	Detroit	Asst. Coach, 1982-84
Karl Dorrell	WR	N.Y. Jets	Asst. Coach, 1992-93, 95-98
Jon Embree	TE/AHC	San Francisco	Player '83-86/Asst. Coach '91-02 Head Coach 2011-12
James Hardy	Str/Cond Asst.	New England	Asst. S&C Coach, 2008-16
Nick Holz	WR Asst.	Oakland	Player, 2003-06
Vance Joseph	Head Coach	Denver	Player, 1990-94 Asst. Coach, 2002-03
Steve Marshall	OL	N.Y. Jets	Asst. Coach, 2000-01, 11-12
Chris Morgan	OL	Atlanta	Player, 1995-99
Robert Prince	WR	Detroit	Asst. Coach, 2010
Chris Strausser	OL Asst.	Denver	Asst. Coach, 2006
Chris Wilson	DL	Philadelphia	Asst. Coach, 2000-04

PLAYER PERSONNEL/DEVELOPMENT

Name	Team	Tie To Colorado
Malcolm Blacken	Washington (Dir., PD)	Strength Coach, 2011-12
Jordan Dizon	Denver (Scout)	Player, 2004-07/Butkus runner-up
Dave McCloughan	Oakland (Asst., PP)	Player, 1987-90
Bob Morris	San Francisco (Scout)	Player, 1973-76
Matt Russell	Denver (Dir., PP)	Player, 1992-96/Butkus Award
Duke Tobin	Cincinnati (Dir. PP)	Player, 1992-93
Patrick Williams	Baltimore (Personnel Asst.)	Player, 2005-08
Omar Young	Green Bay (QC)	Quality Control, 2013-14

CANUCKS: One former Buff is playing north of the border in the Canadian Football League. **CB Greg Henderson** is in his second year with the Montreal Alouettes.

DAD PLAYED ON SUNDAYS: Six players are the sons of former National Football League players: **DL Terran Hasselbach** (father Harald played with Washington and Denver); **ILB Drew Lewis** (father Will played with Seattle and is now the director of scouting for the Kansas City Chiefs); **OLB Derek McCartney** (father Shannon Clavelle, Green Bay); **QB Steven Montez** (father Alfred, Oakland); **CB Isaiah Oliver** (father Muhammad, five years with as many teams: Denver, Green Bay, Kansas City, Miami, Washington); and **ILB Jacob Stoltenberg** (father Bryan played with San Diego, N.Y. Giants and Carolina).

COLORADO HIGH SCHOOL COACHES: Five former Buffaloes are serving as high school head coaches in the state; the five who head prep programs: **Matt Flavin** (Buena Vista), **Phil Jackson** (Sierra), **Dave Logan** (Cherry Creek), **Vincent Smith** (Boulder) and **Scott Yates** (Kent Denver).

ALL-TIME CU PRO NOTE: How good was CU's 1994 offense? Ten of the 11 starters were drafted into the NFL (Tony Berti, Rae Carruth, Christian Fauria, Heath Irwin, Chris Naeole, Rashaan Salaam, Kordell Stewart, Bryan Stoltenberg, Derek West and Michael Westbrook), with the 11th signing as a free agent (Lepsis). All played, and three remain on NFL rosters some 11 years later. And six of the '94 defensive starters wound up playing professionally as well.

O-LINEMEN PIPELINE TO THE NFL

CU has been a solid conduit to the NFL League when it has come to offensive linemen and the research below indicates CU may very well be the place to go if an offensive lineman wants to take it to the next level. Dating back to the 1991 NFL draft, or the '87 recruiting class, 29 of 41 players who started at least two years on the Buff offensive line were either drafted or signed as free agents. The list is impressive (with three others who started just one season):


Player	Pos	Full Years As A Starter	NFL (Round or FA)	Player	Pos	Full Years As A Starter	NFL (Round or FA)
Stephane Nembot	OT	(4) 2012-15	Baltimore (FA)	Brad Bedell	G	(2) 1998-99	Cleveland (6)
Daniel Munyer	C/G	(3) 2012-14	Kansas City (FA)	Shane Cook	T	(2) 1998-99	New Orleans (FA)
David Bakhtiari	T	(3) 2010-12	Green Bay (4)	Ryan Johanningmeier	G/T	(3) 1997-98-99	Atlanta (FA)
Ryan Miller	G	(5) 2007-11	Cleveland (5)	Melvin Thomas	G/T	(3) 1995-96-97	Philadelphia (7)
Nate Solder	T	(3) 2008-10	New England (1)	Chris Naeole	G	(3) 1994-95-96	New Orleans (1)
Daniel Sanders	G/C	(3) 2006-08	St. Louis (FA)	Heath Irwin	G	(3) 1993-94-95	New England (4)
Edwin Harrison	G/T	(3) 2005-07	Kansas City (FA)	Bryan Stoltenberg	C	(4) 1992-93-94-95	San Diego (6)
Tyler Polunbus	T	(3) 2005-07	Denver (FA)	Derek West	T	(3) 1992-93-94	Indianapolis (5)
Brian Daniels	G	(4) 2003-06	Minnesota (FA)	Tony Berti	T	(2) 1993-94	San Diego (6)
Mark Fenton	C	(3) 2004-06	Denver (FA)	Jay Leeuwenburg	C	(3) 1989-90-91	Kansas City (9)
Clint O'Neal	T	(2) 2004-05	Washington (FA)	Mark VanderPoel	T	(3) 1988-89-90	Indianapolis (4)
Sam Wilder	T	(2) 2003-04	Dallas (FA)	Joe Garten	G	(4) 1987-88-89-90	Green Bay (6)
Marwan Hage	G/C	(3) 2001-02-03	Jacksonville (FA)	One-Year Starters:			
Wayne Lucier	G/C	(2) 2001-02	N.Y. Giants (7)	Tom Ashworth	T	(1) 2000	New England (FA)
Justin Bates	T/G	(3) 2000-01-02	Dallas (7)	Ben Nichols	G	(1) 1998	Atlanta (FA)
Andre Gurode	G/C	(3) 1999-00-01	Dallas (2)	Ariel Solomon	T	(1) 1990	Pittsburgh (10)
Victor Rogers	T	(3) 1999-00-01	Detroit (7)				

CROSBY WATCH

PK Mason Crosby ('06) is the Green Bay Packers' all-time leading scorer both for the regular season and the regular and postseason combined; he set the record with a 21-yard field goal late in the Packs' 27-17 win over Seattle on Sept. 20, 2015, his 13th point of the night (he made all four field goal tries in the game, including a 54-yarder, and an extra point). He now has scored **1,286** points in 163 regular season games and **137** in 18 playoff games for a total of **1,423** (through Sept. 24; he also made an NFL record 23 straight field goals in the postseason). Crosby also holds both Packers' field goal marks (**266** regular season, 26 postseason); Ryan Longwell previously owned all marks (1,054/226 and 85/15). Crosby, of course, is CU's all-time leading scorer with 307 points.

➔ How many players have led a professional team and their college alma mater in scoring (regular season and playoffs combined)? The list is short (six including Crosby): **PK Jason Elam**, Denver Broncos/Hawai'i (1,870/395); **PK Stephen Gostkowski**, New England Patriots/Memphis (1,384/369); **PK Martin Gramatica**, Tampa Bay Buccaneers/Kansas State (640/349), **WR Jerry Rice**, San Francisco 49ers/Mississippi Valley State (1,244/310); and **PK Jeff Wilkins**, St. Louis Rams/Youngstown State (1,300/373).

ALL-TIME FWAA ALL-AMERICAN TEAM: The Football Writers Association of America placed Crosby on the second-team of its All-Time All-America Team, announced in conjunction with the group's 75th anniversary in August 2015.



A LONG LINE OF WALK-ONS HAVE RISEN TO FIRST-TEAM AT COLORADO

After the NCAA reduced the number of scholarships from 95 to 85 (completed in 1992), more and more players have had to make their bones starting as walk-ons. Here's a short list (37 count) of some of the standout former and current walk-ons who rose to first-team status at Colorado:

Player	Pos	First Season	Letters	Notes
Willie Beebe	FB	1978	4L	Solid blocker who scored nine career touchdowns as a bruiser near the goal line
Kyle Rappold	NT	1985	3L	Known as the "trash compactor" for his stature, the Fort Lewis transfer clogged the run
Jeff Campbell	WR/KR	1986	4L	Earned scholarship second day of freshman camp; played five years in the NFL
Ken Culbertson	PK	1986	3L	Scored 98 points in CU's 11-0 run in '89 season, making 59-59 PAT and 11-17 FG
David Gibbs	CB	1986	4L	Solid corner and special teams performer, now coaching with NFL Kansas City Chiefs
Mark Henry	WR	1987	3L	Big play guy with 18 career catches for 416 yards, or 23.1 per catch
Robbie James	WR	1987	1L	Threw TD pass on third down FG fake at Oklahoma State to lead CU to 16-12 win in 1991
Charles Johnson	QB	1987	2L	Often subbed for an injured Darian Hagan, earning Orange Bowl MVP honors in '91 vs. Notre Dame
Erik Norgard	C	1987	2L	Walked on in the spring after transferring from Western Washington; All-Big 8 as a senior
Chris O'Donnell	LB/SN	1987	4L	Solid as a rock at long snapper on special teams all four years
Keith Miller	FB	1992	2L	From tiny Ovid, Colo., he was a solid blocking back. Now an opera singer with the MET.
Ryan Black	SS	1993	4L	Led team in tackles as a junior in 1996 with 154 (78 solo)
Ryan Sutter	FS	1993	3L	CU's all-time special team points leader, led Buffs in tackles (170, 98 solo) in 1997
Neil Voskeritchian	PK	1993	2L	Won the starting placekicker job in 1994, finished career ninth in scoring at CU (161 points)
Nick Pietsch	P	1996	4L	Led CU in punting in 1997-98-99, finished with a career average of 39.9
Beau Williams	TE	1998	2L	Primarily a blocking tight end, played a big role on CU's 2001 Big 12 title team
D.J. Hackett	WR	2001	2L	Walked on after CS-Northridge dropped football; led CU in receiving in '03, four-year NFL veteran
Tom Hubbard	FS	2001	2L	Defensive MVP of the 2004 Houston Bowl with two interceptions
Evan Judge	WR	2001	4L	Caught 69 balls for 903 yards to finish in top 20 in receiving yards
John Torp	P	2001	3L	Finished second for the '05 ray Guy Award; set a school records with 205 punts, 65 inside the 20
Paul Creighton	TE	2002	4L	Also saw action at FB, he primarily was a
Greg Pace	SN	2002	4L	Took over all special team snapping chores early as a freshman and handled through senior year
Joel Klatt	QB	2003	3L	Former infielder in Padres organization went on to set 44 CU passing and total offense records
Cody Crawford	WR	2004	3L	Has cracked the school's all-time lists in catches and yards
Jeff Smart	ILB	2005	4L	Earned a scholarship 3 games into the 2007 season, first LB to do so under Cabral; second most tackles by a WO
Scotty McKnight	WR	2006	4L	First freshman WR to ever lead CU in receiving (43-488, 4 TD), finished first in career receptions and third in yards
Aric Goodman	PK	2008	3L	In his first season, he was awarded a scholarship after making the game-winning FG versus West Virginia
Jason Espinoza	WR	2008	3L	Suffered two breaks to his collarbone in '08, playing briefly in-between; co-first team WR in '09
Dustin Ebner	WR	2009	3L	Primarily on special teams until his senior year, when he became a regular in the rotation and caught his first TD pass
Keenan Stevens	C	2009	2L	Pressed into duty in the season opener due to injury, he soon became a fixture and started 10 games
Alex Wood	FB	2009	2L	Hybrid tight end/fullback worked exceptionally hard and became the first player from Steamboat to start in decades.
Scott Fernandez	TE	2010	2L	Ascended to the top of the depth chart his senior year ('13); first career catch was fifth longest (71 yards vs.UA).
Travis Sandersfeld	DB (N)	2010	4L	One of the CU's top perennial special teams performers, he emerged as the starting nickel back for 5 games in 2010
David Goldberg	DE	2011	3L	Coaches cited how hard he worked daily in practice and assumed a starting spot midway through his senior year
Darragh O'Neill	P	2011	4L	Had more punts (74) than any other freshman at CU, with his 42.3 average second best by a frosh in the NCAA
Ryan Moeller	FS	2013	2L	Starred at Rifle HS in the middle of the Colorado Rockies, top special teams performer and had 14 UT in first start
Colin Johnson	H	2015	1L	He earned the holder position in spring drills

THE VERTICAL GAME ... RETURNING?

CU, as in the case with most teams, often is most dangerous on offense when the unit can strike for the big play both via the rush and pass. Colorado had 57 "explosion" plays in 2016, or ones that gained 20 or more yards; that's the most by a CU team since 2007. Here's a look at CU's 20-plus plays in recent memory, not including bowls, going back to 1994, when CU had a high of 76 plays over 20-yards, almost equal in nature (37 rush, 39 pass):

Season	Total	Rush	Pass	Season	Total	Rush	Pass	Season	Total	Rush	Pass	Season	Total	Rush	Pass
1994	76	37	39	1999	57	12	45	2004	48	13	35	2009	44	7	37
1995	61	11	50	2000	38	8	30	2005	54	16	38	2010	43	11	32
1996	64	12	52	2001	58	21	37	2006	35	18	17	2011	56	14	42
1997	46	9	37	2002	58	35	23	2007	58	18	40	2012	36	9	27
1998	40	11	29	2003	47	5	42	2008	40	8	32	2013	42	5	37
												2017	17	2	15

BUFFS ON ESPN'S GAMEDAY

Colorado has hosted ESPN's College GameDay three times (Sept. 23, 1995 vs. Texas A&M, Oct. 28, 1995 vs. Nebraska, Sept. 14, 1996 vs. Michigan); the Buffs have been the visiting team on three occasions as well (Oct. 29, 1994 at Nebraska, Sept. 30, 1995 at Oklahoma, Sept. 13, 1997 at Michigan).

STAT SHOTS

Here are some interesting statistical bullets about Colorado football:

- ➔ **30+.** In its history, Colorado is **317-23-1** when scoring 30 or more points (**6-0** in 2016), along with records of **229-8** with 35-plus points and **212-6** with 36-plus, **188-4** with 38-plus and **119-2** with 43 or more tallies. The six losses with 35 more points came to Air Force (58-35 in 1968), Oklahoma (82-42 in 1980), Stanford (41-37 in 1993), Toledo (54-38 in 2009), Kansas (52-45 in 2010), Utah (42-35 in 2012) and California (59-56 in 20T in 2014). CU has played **1,229** games in its history, registering point totals of every number between 0 and 70 except 1 (duh!) and 68, and has hit 75 and 109 above that mark.
- ➔ Colorado is **115-107-3** in its last **225** league games: within this record is a 25-game span in which CU did not lose a conference game, the fourth longest streak all-time in the Big Eight (1958-1995). Colorado was 23-0-2 during that run. Colorado, however, is **13-42** as a member of the Pac-12.
- ➔ **30 points / 3 TDs.** Colorado has scored 30 or more points in **143** of its last **339** games, posting a **124-18-1** record; the Buffs have scored at least three touchdowns in **221** of these games dating to the start of 1989; in this time frame, CU is **27-98-2** when held to two or fewer touchdowns.
- ➔ For years, the mark of a strong CU team was that the Buffaloes routinely averaged six or more yards on first down. But the last time the Buffs averaged six or more for a season was in 2001, their Big 12 Championship year. Colorado did it six times between 1989 and 1997, including a team record best of **7.2** in both 1989 and 1994.
 - ➔ Since 1966, CU has averaged less than **4.3** just seven times (last in 2012) and less than 4.1 once—3.5 in 1979. In 2012, the Buffs averaged **4.25** yards on first down, their lowest number since that 3.5 figure in 1979.
 - ➔ In 2013, in MacIntyre's first season, the Buffs had their best average on first down in years: CU averaged **5.83**, their best since 2001 (6.7). In 2014, the average was **5.36** and last year climbed back to **5.76**.
 - ➔ In **2016**, the Buffs averaged **5.98** per first down play (395 of them); CU hasn't averaged six or more yards since 6.7 in 2001.
- ➔ Dating back to the fifth game of the 1999 season, an OT win over Missouri, the Buffs have **60** scores by return, or non-offensive scores, in the last 18-plus seasons (highs of eight in 1999 and 2002). Since the '95 opener and including postseason, CU has **79** scores by return in **273** games (72 regular season, seven bowl). *Twelve in the MacIntyre Era (5 in 2013, 2 in 2015, 4 in 2016, 1 in 2017).*
- ➔ **200/200.** Colorado has accomplished the 200 "double-double," that is 200 yards both rushing and passing **47** times in the last **300** games, dating to 1993), having accomplished it **11** times under MacIntyre (8-3). CU averaged over 200 in each for the season in 1993, 1994 and in 2001 (and threatened to do it in 2016). The Buffs are **47-6** since 1981 when they have reached the 200 plateaus in both and **55-9** overall. *Prior to '93, CU had accomplished the feat only 19 times in its first 929 games in its history.*
- ➔ **600+.** Colorado is **17-1** all-time in games when it has gained 600 or more yards on offense; the first loss was last year when the Buffs had 630 in the 59-56 double overtime loss at California on Sept. 27, 2014. CU is **2-0** under MacIntyre (Nicholls State, 2015; Washington State, 2016).
- ➔ **Grass.** Colorado is **90-93** in its last **183** games on grass, including a **58-54** mark at home, dating back to the 1999 season when Folsom Field converted back to grass (**11-3** on grass over the last two seasons).
- ➔ **Artificial Turf.** Colorado is **98-60-3** in its last **161** games on non-grass fields dating back to 1989, including a **64-43-3** mark in conference games. CU was **2-2** in 2016 (and is **5-10** under MacIntyre).
- ➔ The Buffs have been a bit of an enigma on **third down** defensively dating back to 2003. That year, while opponents converted at an ordinary 34.6 percent clip (56-of-162), they gained 966 yards on those 56 makes, or an average of **17.3** per play; otherwise, CU allowed just 61 yards on the other 106 plays, or just 0.6 per. Those averages since: **14.1** (2004), **10.2** (2005), **12.0** (2006), **14.0** (2007), **9.7** (2008, the only time under 10 in this span); **15.7** (2009), **12.3** (2010), **13.7** (2011), **12.3** (2012), **11.2** (2013), **13.6** (2014).
 - ➔ In 2015, CU allowed 17 plays of 20-plus; opponents gained **1,122** yards on **87** makes (**12.9**), but on the **119** misses, have just **45** total yards (**0.38** per).
 - ➔ In 2016, CU allowed just 10 third down plays of 20 yards or longer; the opponent gained **344** yards on those (34.4 per); on the other **196** third down plays, it gained **485** yards (**2.5** per).
- ➔ **No Turns or Sacks.** Dating back to 1972, Colorado is **17-2** in games when not allowing a sack or committing a turnover, winning twice this season, in back-to-back games against Massachusetts and Colorado State, the first time it has happened in back-to-back games. It now marks three times under MacIntyre (including the 2014 CSU game); previous to that was against Cal in 2011 (both were losses). The last win previously had come against Nebraska in 2007 (65-51). In these 19 games, the Buffs have outscored the opponent by **772-395**, with only four games decided by less than 17 points.
- ➔ **Turnover Free.** Colorado has played **79** turnover-free games dating back to the 1946 season, owning a record of **53-22-4** in those games (**2-1** in bowls). Under MacIntyre, CU is **7-3** in miscue-free contests (**3-0** in 2016, **1-0** in 2017).
- ➔ **Time Spent In The Lead.** The Buffaloes held leads in 11 of 14 games in 2016 (two-score leads in 10 of those), and were ahead for a total of **457:20** on the season. That's the second-most by a hair in the 21 years CU has tracked the stat (CU led for 458:01 in 1996—a 12-game season including the bowl).
- ➔ Between 2010 and 2013, opponents had **279** plays of 20 yards or more, earning a combined **8,651** yards (31.0 yards per); the average annually has always hovered around 30 yards, which makes sense since the cutoff is all plays of 20 yards or longer. But it's the count that's the concern: in 2008, opponents had just **44** plays of 20-plus, followed by **53** (2009) and **50** (2010); those counts ballooned to **75** in 2011 and **81** in 2012.
 - ➔ Under MacIntyre, the number has been dwindling: in his first season (2013) opponents had **73** plays of 20 yards or more (out of 924, 7.9%), netting **2,316** yards (**31.7** per); in 2014, opponents had **72** plays of 20-plus (8.5 percent of the 845 overall), with those collectively gaining **2,456** yards (1,472 pass/984 rush, **34.1** per). And in 2015, opponents had **65** plays of 20 or more yards (of 948, 6.9%, totaling **2,242** yards (still 34.5 per).
 - ➔ In 2016 (13 games), a noticeable difference: CU allowed **49** plays of 20-plus for **1,548** yards (31.6 per, but 5.4% of plays yielding 36% of yards).
- ➔ The Buffs averaged **439.2** yards per game in 2014, in part thanks to a school record eight games in a row with **400** or more, with an average **284.6** yards through the air. Colorado has averaged 400 or more yards per game over the course of an entire season just 14 times, before 2014 last doing so in 2001 (434.4), with the school record of 495.3 set during the 1994 season; CU gained 400-plus yards in nine of 11 regular season games that year. The Buffaloes have averaged over 300 yards passing in a season just once — 303.5 — in 1996, and came close the year before (297.2) and in 1992 (297.4); otherwise, CU has thrown for 250 or more per game just three times including 2014.
 - ➔ In **2016**, CU was flirting with rewriting the above through the first three-fourths of the season, finishing with **446.3** yards per outing and **254.4** passing.
- ➔ Colorado rarely folds when the opponent is faced with a 3rd-and-20 or longer. Since Miami, Fla., converted on a 3rd-and-20 in its 35-29 win in Boulder in 1993, opponents are just **5-of-126** on 3rd-and-20 or more. The Buff defense had stopped the opponent 51 straight times until UCLA converted a 3rd-and-30 in 2003, and then 30 straight times before KU made good in '09; Stanford is the last to do it (2011; the opponent is now **0-of-24** since). The CU offense is **12-of-138** when it's faced with 3rd-and-20 plus in the same span (converting on a 3rd-&-27 in the Alamo Bowl against Oklahoma State).
- ➔ CU has scored in **12** of **14** quarters this year (**43** of **56** quarters in 2016), and in **162** of **220** under MacIntyre (74 percent).

TRENDS

1985-2017

Since 1985, when the Buffs returned to their traditional winning ways after six frustrating years from 1978-84, Colorado is **216-176-4**; in these 396 games spanning the last 32-plus seasons, CU has posted the following records (including bowls):

◆ with 400-plus yards total offense	126-35-2	◆ when holding opponent under 300 yards total offense	102-20-1
◆ with 500-plus yards total offense	64-10-0	◆ when leading at halftime	171-32-2
◆ when converting 50 percent or better on 3rd down	87-14-1	◆ when leading after three quarters	177-24-3
◆ when punting three or fewer times	73-26-1	◆ when scoring 24 or more points	176-43-2
◆ with zero turnovers (161-72-2 with two or fewer)	43-19-2	◆ when held to 13 points or less	4-62-0
◆ when holding opponent to 17 points or less	125-19-1	◆ when not committing a turnover or allowing a sack	17- 2-0
◆ when holding opponent under 100 yards rushing	108-14-1	◆ when holding edge in 1st downs & possession time	123-36-2

TRENDS II

1989-2017

Since 1989, when the Buffs became a regular in the national rankings for the next 16 seasons, Colorado has posted an overall record at **188-158-4**. Here are some trends during this time frame (350 games over the last 28-plus seasons, including bowls):

➤ when running more plays than the opponent	110-64-3	➤ when rushing for 200-plus yards	94-10-1
➤ with 400-plus yards total offense (59-10 with 500-plus)	112-35-2	➤ when rushing for 250-plus yards	63- 2-1
➤ when scoring 30 or more points	124-18-1	➤ when rushing for 300-plus yards	34- 0-1
➤ when leading in possession time (61-96-1 when not)	128-61-3	➤ when rushing and passing for at least 200 yards	45- 6-0
➤ when making 20-plus first downs	123-59-1	➤ when passing for 200-plus yards	108-84-2
➤ when converting 50 percent or better on 3rd down	73-12-1	➤ when passing for 300-plus yards (11-3-1 400-plus)	36-27-1
➤ when scoring first	119-43-1	➤ when passing for more yards than rushing	99-131-2
➤ with zero turnovers (144-96-2 with two or fewer)	37-18-2	➤ when holding edge in 1st downs & possession time	106-36-2
➤ when holding opponent to 17 points or less	100-13-1	➤ when holding edge in field position	141-40-1
➤ when holding opponent under 100 yards rushing	92-14-1	➤ when not committing a turnover or allowing a sack	16- 2-0
➤ when holding opponent under 300 yards total offense	80-15-1	➤ when out-rushing the opponent	151-21-3
➤ when average field position is CU 30+ (27-3 40+)	130-58-2	➤ when owning the edge in return yards	132-54-2
➤ when play selection is 50 percent rushing calls	154-50-2		

TRENDS III

MacINTYRE ERA (2013-PRESENT)

Mike MacIntyre took over the Buffalo program in 2013; here are some numbers through 55 games (**23-32** record, including the Alamo Bowl):

Category		Category	
➤ When winning the coin toss (12-3 in last 15)	17-15	➤ when leading after three (1-28 trailing, 4-1 tied)	18- 3
➤ when scoring 20 or more points (3-14 when not)	20-18	➤ when holding opponent under 70 plays	12- 9
➤ when scoring 30 or more points	16- 6	➤ when holding opponent under 100 yards rushing	9- 0
➤ when scoring 40 or more points	13- 1	➤ when holding opponent under 300 yards offense	12- 0
➤ when scoring 50 or more points	1- 1	➤ when rushing for 100-plus yards (13-1 in last 14)	22-18
➤ when holding opponent to 17 points or less	13- 0	➤ when rushing for 200-plus yards	11- 4
➤ in games decided by 7 points or less	6-10	➤ when rushing for 250-plus yards (1-0 300-plus)	7- 0
➤ with two or fewer turnovers (7-3 with zero)	20-20	➤ when rushing for more yards than passing	7- 5
➤ when turnover margin was plus or even	19-11	➤ when averaging 6.0 or more yards on first down	12-12
➤ when not throwing an interception or allowing a sack	4- 1	➤ with a 100-yard rusher	10- 4
➤ when scoring first (6-23 when not)	17- 9	➤ when rushing and passing for at least 200 yards	8- 3
➤ when running 90 or more plays	2- 6	➤ when passing for 200-plus yards	18-21
➤ when leading at halftime	17- 6	➤ with 400-plus yards total offense	16-10
➤ when trailing at halftime (2-2 when tied)	4-24	➤ with 500-plus yards total offense (2-1 with 600-plus)	10- 4

TURNOVER ANALYSIS / MAC ERA

Most head coaches believe that when it comes to turnovers, they are one of the single most important factors in winning or losing ball games. Statistics back up the argument, as the below shows that it is definitely better to take than to give in the four-plus seasons Mike MacIntyre has been head coach. A closer look:

MacIntyre Era	Turnovers		+/-	Scoring Off Turnovers		
	Committed	Forced		PF	PA	+/-
23 WINS	28	49	+21	133	68	+ 65
32 LOSSES	66	39	-27	80	282	- 202
55 GAMES	94	88	- 6	213	350	- 137

POST BYE WEEKS

Colorado is **26-21** in games following a bye week since 1948, when the Buffaloes joined the Big Seven Conference; CU stopped playing Denver in an annual Thanksgiving game that year and byes became much rarer. In fact, the Buffs had just five bye weeks between 1948 and 1984 (going 3-2; one was created in 1963 after the assassination of JFK). Since 1985, CU has had at least one bye in 29 of 32 seasons, with two weeks off 11 of those years and one season with three idle Saturdays (2001, due to the Sept. 11 terrorist attacks). CU is **23-19** in games following byes dating back to 1985, which includes a **1-4** mark as a member of the Pac-12 (losing to Arizona State in 2012, at Oregon State in 2013 and at USC and Oregon in 2014; and the first win over UCLA in 2016).

2017 ANNIVERSARIES

The annual listing of what happened years ago, or anniversaries of 5, 10 and 25-year increments:

- 1892** (Feb. 10, 1893) This result was tacked on to the 1892 season: Colorado A&M challenged the University of Colorado to a game ... Oops, CU wins big in Fort Collins, 70-6, with it enabling the Silver & Gold to finish with their first winning record (3-2) in year three of their history.
- 1897** Every school has years like this and the NCAA counts the wins: in a 7-1 season, CU is 3-0 against DPL school (East, West, Manual), topples Mines, an Athletic Club from Littleton and the infamous Denver Wheel Club, though did beat Colorado College before ending the season with a loss to the Denver A.C.
- 1902** **Fred Folsom** coaches the Buffs to a 5-1 mark, including an 11-6 win over Colorado A&M; there's no available account of the game, but this was in the span of 1898 through 1903 where both touchdowns and field goals were worth five points and a PAT one, so CU had at least one TD/PAT... or three safeties.
- 1907** The 105th anniversary of the weirdest score in CU's football history: on Thanksgiving Day, Mines beats CU in Denver, 5-4 (field goals were back at 4 points, so it was either one of those or two safeties).
- 1912** Colorado A&M beats CU, 21-0, six months to the day of the Titanic setting sail; Colorado takes it out on Wyoming a week later, winning 75-0 in Boulder.
- 1917** After leading CU to a 1-5-1 mark in his first year, **Bob Evans**, the successor to **Fred Folsom**, pilots the team to a 6-2 mark and then leaves the profession.
- 1922** CU travels by train to Kansas where it succumbs, 39-6, then travels back for a Thanksgiving Day game just five days later and manages to beat Mines, 16-0.
- 1927** (Oct. 8) At the same time the '27 Yankees defeat Pittsburgh, 4-3, to win the World Series and finish 114-44 on the year, CU falls at Montana State, 12-6.
- 1932** **William Saunders** takes over the coaching reins from **Myron Witham** (who went 63-26-7 from 1920-31), and CU goes 2-4 in his first season.
- 1937** **Byron White** is named CU's first All-American in football, captivating the nation with his feats leading CU to an 8-0 regular season record and its first bowl game (Cotton Bowl, where Rice defeats CU, 28-14). White led the nation in rushing, scoring and all-purpose yards.
- 1942** The Buffs go 7-2, tie for the Mountain States title with Utah (though losing 13-0 to the Utes) in the last season before World War II brings the sport to a near standstill with many CU players, as was the case nationwide, enlisting to fight; many returned to play and graduate later in the decade.
- 1947** CU's last year in the Mountain States, as the Buffs announced earlier in the summer they were joining the Big 6/Missouri Valley Conference (to make it the Big 7); CU goes 3-3 in league play, but loses the season finale on Thanksgiving at Denver, 26-20, before the largest crowd in the series (28,063).
- 1952** (Sept. 27) The only blemish on Oklahoma's incredible 63-0-1 record in Big Seven and Eight conference play between 1947-1958 came on this day in Boulder: CU's **Zack Jordan** was a one-man wrecking crew for the Buffaloes in a 21-21 tie with the No. 4 Sooners. He scored on runs of 10 and 6 yards and caught a 16-yard touchdown pass from Lee Venzke with 11:50 remaining to put CU ahead, 21-14; OU tied it on a Billy Vessels 1-yard run with 1:51 left and the PAT; Frank Bernardi broke free for a 22-yard run to the Sooner 21 on the game's last play, as time ran out before CU had a chance to win it.
- 1957** **Bob Stransky** earned All-America honors, finishing second in the nation in rushing with 1,097 yards (CU led the nation with 322.4 yards per game); an Interesting year: CU opens 3-1-1 but isn't ranked until it falls in game six at Oklahoma, 14-13; edged at home by Missouri 9-6, CU falls out of the rankings but doesn't reappear despite closing with three blowout wins at Colorado State (20-0) and Nebraska (27-0), and over Iowa State at home (38-21).
- 1962** Devastated by NCAA penalties, Bud Davis ('51) takes over for Sonny Grandelius as head coach for just the '62 season to right the program; the team didn't know he was a one-year wonder until he told them the morning of the last game, and the Buffs go out and upset Air Force, 34-10, to end a 2-8 year.
- 1967** Eddie Crowder coaches the Buffs back into the postseason, where CU defeated Miami, Fla., in the Bluebonnet Bowl, 31-21, to finish 9-2. CU was 5-2 in Big 8 play, finishing second to Oklahoma (the Sooners won the head-to-head matchup 23-0 in Norman a week after Oklahoma State tripped up the Buffs in Boulder, 10-7). The **Anderson** brothers paced CU, senior **Dick** being named an All-American at safety (sixth nationally with seven interceptions) with sophomore **Bobby** passing for 733 yards and rushing for 625 more.
- 1972** (Sept. 30) Thirty-five years ago, some had Colorado pegged to be a national champion contender, but a stunning 38-6 loss at Oklahoma State sidetracked the dream; Oklahoma rolled into town ranked No. 2, but behind **Gary Campbell** and **Jon Keyworth**, the Buffaloes pull off a 20-14 upset. The latter, played on October 22, drew a then-record 52,022 in attendance for any sporting event in the state of Colorado. The Buffs climb back to No. 7 after the win but back-to-back losses to Missouri and No. 3 Nebraska drop CU back into the teens in the rankings, with the 33-10 loss to Huskers played before 52,128, breaking the state mark set just two weeks earlier versus Oklahoma (Mile High wasn't expanded over 50,000 until 1976).
- 1977** (Oct. 1) Colorado's last trip to the Northeast results in a 31-0 whitewash of Army at West Point; CU will finally return to the area on Sept. 6, 2014, playing the University of Massachusetts in Foxboro (home of the NFL New England Patriots).
- 1982** (Sept. 11) **Bill McCartney** makes his coaching debut for the Buffaloes, but California wins a rain-soaked game in Boulder, 31-17, to spoil it; he gets in the win column the next Saturday (Sept. 18) with a 12-0 win against Washington State in Spokane. McCartney took over the program on June 9 after **Chuck Fairbanks** resigned on June 1 to become head coach of the New Jersey Generals of the fledgling USFL.
- 1987** (Oct. 3) **Sal Aunese** makes his starting quarterback debut at Colorado State; in leading CU to a 29-16 win, he rushes 18 times for 83 yards a touchdown and completes 4-of-6 passes for 139 yards and a score. That was a 316.3 quarterback rating for the game (still third best in CU history for a game with five or more attempts). The Buffs rolled to a 26-0 lead early in the second quarter and coasted from there.
- 1992** (Oct. 17) **Mitch Berger's** 53-yard field goal at the gun completes a furious Colorado rally as the Buffs tie Oklahoma, 24-24, in Boulder; it extends CU's unbeaten streak in Big Eight play to 24 games; the streak would reach 25 (23-0-2) before coming to an end with a loss two weeks later at Nebraska.
- 1997** Following a 33-29 loss at Oklahoma State, CU drops out of the polls for the first time since the 1988 season; it ends a 143-consecutive week run being ranked, the eighth longest streak of all-time (at the time). The Buffs lose two family members in the offseason, linebacker **Tyronee Bussey** on January 3 to leukemia and assistant coach (running backs) **Ben Gregory** on April 10 to a heart attack.
- 2002** **TB Chris Brown** rushes for 1,744 yards, third in the nation, but his Heisman hopes are dashed by a late season ankle injury that forced him to miss the better part of three games. **WR Jeremy Bloom** makes his CU debut in style, returning a punt 75 yards for a touchdown the first time he touches the ball as a collegian in the season-opener against Colorado State. CU opens 9-3 in defending its Big 12 North Division title, but drops the league title game to Oklahoma and the Alamo Bowl to Wisconsin to finish 9-5, with the 14 games the most in a single season in school history.
- 2007** The last season the Buffaloes went to a bowl game (Independence); CU defeated both Oklahoma and Nebraska in the same season for a record fifth time (1960-61-89-90-2007); CU rallied from 17 down in the third quarter to beat No. 3 Oklahoma, 27-24 (on a 45-yard **Kevin Eberhart** field goal as time expired) and beat Nebraska in a wild affair, 65-51, qualifying for the postseason with the win.

COLORADO BY THE NUMBERS ALL-TIME HISTORIC

- 6-7** Colorado's record in overtime games (**0-0** in 2017).
- 8** The number of Buffaloes enshrined in the College Football Hall of Fame (six players: Byron White, Joe Romig, Dick Anderson, Bobby Anderson, Alfred Williams, John Wooten, Herb Orvis (to be inducted this December); and one coach: Bill McCartney)
- 16** The number of career interceptions by CU's all-time leader, **S John Stearns** (1970-72).
- 17-2** Colorado's record in games since 1972 when not committing a turnover or allowing a quarterback sack (**1-0** in 2016).
- 31-10** Colorado's record in games in its history when it has had a 100-yard rusher and a 100-yard receiver in the same game.
- 28** The number of national championships CU has won in its athletic history: 20 skiing, 7 cross country (5 men's/2 women's), 1 football.
- 30** The number of tackles by **LB Jeff Geiser** against Kansas State on Nov. 24, 1973, CU's single game record (5 solo, 25 assists).
- 30** The number of states CU has played a football game in with the most recent addition of Massachusetts in 2014
- 35** The number of career quarterback sacks by CU's all-time leader, **OLB Alfred Williams** (1987-90).
- 42-30** Colorado's all-time record in games decided by one (27-17) or two (15-13) points.
- 53** The number of all-time players who have rushed for 1,000 or more yards in a CU uniform (seventh in the NCAA).
- 54-19** Colorado's record in games against unranked teams in the month of November, dating back to 1989.
- 60** The length of the school record field goal **PK Mason Crosby** made against Iowa State in 2004.
- 62-36** The final score of CU's 2001 win over BCS No. 1 Nebraska, which earned the Buffs the Big 12 North title.
- 64** The length of the pass from **QB Kordell Stewart** to **WR Michael Westbrook** (via **WR Blake Anderson** tip), known as "The Catch" at Michigan.
- 67** The length of **TB Charlie Davis'** TD run against Oklahoma State on Nov. 13, 1971, one that put him over the 1,000-yard mark for the season.
- 67** The length of **TB Rashaan Salaam's** TD run against Iowa State on Nov. 19, 1994, one that put him over the 2,000-yard mark for the season.
- 68** The number of wins Colorado has over teams ranked in the Associated Press weekly polls (23rd most all-time; **45** since 1989, 19th most).
- 72** The number of yards that 64-yard pass was in the air, thrown from the CU 32 to four yards deep in the end zone to rally CU to a 27-26 win.
- 78-15-4** Colorado's record in games from 1989-96, the nation's fourth best overall record in the nation during that time frame.
- 93** The number of wins by Bill McCartney, CU's all-time winningest coach (93-55-5, 1982-94).
- 198, 6** The number of rushing yards and touchdowns, respectively, by **TB Chris Brown** against Nebraska on Nov. 23, 2001 in CU's 62-36 win.
- 229-8** Colorado's all-time record in games when it has scored 35 or more points (**317-23-1** with 30 or more points, with **120-2** with 43 or more).
- 237** The number of players from CU who have played in the National Football League, a top 20 figure nationally.
- 242** The number of consecutive games Colorado scored in between 1988 and 2008, the ninth-longest all-time in Division I football.
- 255** The number of national or regional regular season games CU has had on television since 1990, one of the top 10 figures in the nation.
- 284** The number of receiving yards by **WR Paul Richardson** (vs. California, Sept. 10, 2011), breaking the old mark of **222** first set by **WR Walter Stanley** (vs. Texas Tech, Sept. 12, 1981) and then matched by **WR Rae Carruth** (at Missouri, Nov. 2, 1996).
- 294** The number of career receptions by CU's all-time reception leader, **WR Nelson Spruce** (2012-15).
- 302** The number of times Colorado has been ranked in the Associated Press weekly poll (26th most all-time).
- 307** The number of career points by CU's all-time scoring leader, **PK Mason Crosby** (2003-06).
- 311** The number of wins Colorado has at Folsom Field since it opened on Oct. 1, 1924 (299-158-10).
- 342** The number of rushing yards by **TB Charlie Davis** against Oklahoma State on Nov. 13, 1971, CU's single-game rushing record.
- 362** The number of all-purpose yards by **TB Rashaan Salaam** at Texas on Oct. 1, 1994, CU's single-game record (317 rushing, 45 receiving).
- 403** The number of home wins Colorado has in its history (combined between campus fields, Gamble Field and Folsom Field).
- 465** The number of passing yards by **QB Mike Moschetti** against San Jose State on Sept. 11, 1999, CU's single-game passing record.
- 486** The number of games announcer **Larry Zimmer** called on the radio for the Buffaloes, the most by anyone in CU history (retired after 2015).
- 493** The number of career tackles by CU's all-time leading tackler, **ILB Barry Remington** (1982-86).
- 533** The number of passing yards against Northeast Louisiana on Sept. 16, 1995, CU's single-game record.
- 551** The number of rushing yards at Arizona on Oct. 11, 1958, CU's single-game record.
- 698** The number of wins Colorado has in its history (25th most all-time).
- 767** The number of yards of total offense against San Jose State on Sept. 11, 1999, CU's single-game record.
- 1,149** The number of receiving yards by **WR Charles Johnson** in 1992, CU's single-season record.
- 1,229** The number of games Colorado has played in its history (128th season of intercollegiate football).
- 2,055** The number of rushing yards **TB Rashaan Salaam** had in 1994 (the fourth at the time with a 2,000-yard season), on his way to the Heisman.
- 3,156** The number of passing yards by **QB Koy Detmer** in 1996, CU's single-season record.
- 3,347** The number of career yards by CU's all-time receiving leader, **WR Nelson Spruce** (2012-15).
- 3,940** The number of career yards by CU's all-time rushing leader, **TB Eric Bienenmy** (1987-90).
- 5,345** The elevation in feet of CU's Folsom Field (field level), the third highest stadium elevation in the FBS (behind Wyoming and Air Force).
- 9,568** The number of career passing yards by CU's all-time passing leader, **QB Sefo Liufau** (2013-16).
- 10,509** The number of career yards by CU's all-time total offense leader, **QB Sefo Liufau** (2013-16).

MONTHLY TAB

The Buffs are **65-39** in their last **104** September games, a pretty decent record considering the quality of non-conference schedule CU almost annually plays, and are **56-55-2** in its last **113** October games dating back to 1989. Colorado is **61-47-1** in its last **109** November games (**55-35** against all-comers aside from Nebraska, going 6-12-1 against NU in turkey month, and **54-19** against unranked teams; in 2016, Colorado was **4-0** in November for the first time since 1975). CU is **5-9** in December games since 1993, including bowls, and is **3-3-1** in August games in its history.

PAC-12 BOWL AGREEMENTS FOR 2017

Here are the Pac-12 bowl agreements that were signed in 2014 and run through the 2020 season; the conference's lineup for the 2017 bowl season:

- | | |
|--|---|
| # 1 Rose Bowl presented by Northwestern Mutual (Jan. 1, if in CFP semifinal; otherwise, see below). | # 4 Foster Farms (Dec. 27 vs. Big Ten) |
| # 2 Valero Alamo (Dec. 28 vs. Big 12) | # 5 Hyundai Sun (Dec. 29 vs. ACC) |
| # 3 San Diego County Credit Union Holiday (Dec. 28 vs. Big Ten) | # 6 Las Vegas (Dec. 16 vs. MW or BYU) |
| | # 7 Cactus (Dec. 26 vs. Big 12) |

Note: If the Pac-12 champion is in the top four of the College Football Playoff poll following the 2017 season it would play in the Rose Bowl as a participant in the CFP semifinals. If the champion is not among those four, it would play in either the Fiesta, Orange, Peach or Cotton bowls.

RANKED "UNDEFEATEDS" FALL AT FOLSOM

Eleven ranked, undefeated teams have lost their "0" in the loss column at Folsom Field since 1989. The last was Kansas in 2009, as the Jayhawks (5-0) hit town ranked No. 17 and lost 34-30. In 2007, Oklahoma (4-0) rolled in ranked No. 3 and left with a 27-24 setback; in 2002, Kansas State came to Boulder ranked No. 13 at 4-0 and lost, 35-31. Two bit the dust in 2001: Nebraska (11-0, No. 1 in the BCS and No. 2 in the polls) fell 62-36 game to the Buffs, as did Texas A & M (5-0, No. 20), 31-21. In 1998, No. 22 Texas Tech (6-0) lost 19-17; in 1995, No.3 Texas A&M (2-0) lost, 29-21; in 1994, No. 10 Wisconsin (2-0) was crushed, 55-17; and in 1990, No. 12 Washington (3-0) left a 20-14 loser. In 1989, No. 10 Illinois (2-0) lost 38-7 and No. 3 Nebraska (8-0) fell, 27-21. *(Not included is a 43-10 win over No. 23-FCS Charleston Southern in 2013, which came to Boulder with a 7-0 mark.)*

STREAKING

Colorado has active multiple win streaks going against 11 Division I-A schools. The list: **5**—Air Force; **4**—San Jose State; **3**— Colorado State, Minnesota, Utah State, Wyoming; **2**—Iowa, Louisiana-Monroe, Massachusetts, Notre Dame and Oregon State. CU's longest current losing streaks are to Southern California (11), Washington (8), Missouri and Texas (5), and LSU, Michigan, Ohio State and Oklahoma State (3).

THE PRIMO TWENTY-FOUR

Colorado is one of just **24** schools in I-A/FBS history to be able to make the claim of winning (or sharing) a national championship and also having a Heisman Trophy winner. The criteria for national championship consideration included those crowned by the *Associated Press*, the coaches and the BCS; 30 total schools at one point in the past have been able to claim the throne. This prestigious short list (Alabama is the latest to join, doing so in 2009):

School	National Championships	Heisman Trophies	School	National Championships	Heisman Trophies
Alabama	1961-64-65-73-78-79-92-09-11-12-15	2009-15	Nebraska	1970-71-94-95-97	1972-83-2001
Army	1944-45	1945-46-58	Notre Dame	1943-46-47-49-66-73-77-88	1943-47-49-53-56-64-87
Auburn	1957-2010	1971-85-2010	Ohio State	1942-54-57-68-2002	1944-50-55-74-75-95-2006
Brigham Young	1984	1990	Oklahoma	1950-55-56-74-75-85-2000	1952-69-78-2003-08
Colorado	1990	1994	Penn State	1982-86	1973
Florida	1996-2006-08	1966-96-2007	Pittsburgh	1937-76	1976
Florida State	1993-99-2013	1993-2000-13	Syracuse	1959	1961
Georgia	1980	1942-82	Texas	1963-69-70-2005	1977-98
Louisiana State	1958-2003	1959	Texas A & M	1939	1957-2012
Miami, Fla.	1983-87-89-91-2001	1986-92	TCU	1938	1938
Michigan	1948-97	1940-91-97	UCLA	1954	1967
Minnesota	1936-40-60	1941	USC	1962-67-72-74-78-2003-04	1965-68-79-81-2002-04-05

Schools with national championships and no Heisman winner are Michigan State (2), Tennessee (2) and Clemson, Georgia Tech, Maryland and Washington (all 1).

THE BUFFS & COLLEGE FOOTBALL HARDWARE

Colorado is in an elite group when it comes to claiming college football's prestigious trophies dating back to the 1990 season. A proliferation of awards has emerged since the late 1980s, and the Buffs are near the top of the list when it comes to collecting these statuettes. CU has had seven different players win nine trophies over the last 27 seasons (1990-2016), the 15th most nationally when it comes to trophies (and tied for 15th in the number of *different* players who have been honored). The below postseason "hardware" count includes the Heisman Trophy and the Lombardi, Maxwell, Walter Camp, Butkus, Thorpe, O'Brien, Unitas, Groza, Biletnikoff, Doak Walker, Nagurski, Bednarik, Mackey, Tatupu (defunct), Ray Guy, Rimington, Lott, Hendricks, Hornung and Bullsworth (on-field player awards only—for example, if the Draddy/Campbell was included, CU would have one more on each list; so players only, no coaches, no "fad" awards around for a year or two, and no Disney Spirit, Orange Bowl Courage, etc. awards). The list of schools that have had winners between 1990 and 2016 (players only; LSU and Michigan players shared the 2004 Rimington Award and thus were both compensated for in the trophy count):

School	Players	Trophies	School	Players	Trophies	School	Players	Trophies	School	Players	Trophies	School	Players	Trophies
Alabama	18	25	COLORADO	7	9	Washington	4	5	Oregon State	3	3	East Carolina	1	1
Florida State	12	22	Arizona	6	9	Arizona State	3	5	Purdue	3	3	Fresno State	1	1
Ohio State	13	22	Georgia	5	8	Baylor	3	5	Louisiana Tech	2	3	Hawai'i	1	1
Texas	11	22	Iowa	8	8	Tennessee	3	5	Maryland	2	3	Kentucky	1	1
Oklahoma	13	20	Stanford	6	8	Brigham Young	2	5	Virginia Tech	2	3	Marshall	1	1
Michigan	10	18	Louisville	5	8	Georgia Tech	4	4	California	2	2	Mississippi State	1	1
Miami, Fla.	9	17	Texas A&M	6	7	Kansas State	4	4	Missouri	2	2	N.C. State	1	1
Penn State	9	17	Auburn	4	7	Oklahoma State	4	4	Tulane	2	2	Rutgers	1	1
Florida	8	15	Pittsburgh	3	7	Utah	4	4	Virginia	2	2	South Carolina	1	1
Notre Dame	8	15	Clemson	5	6	Minnesota	3	4	Wake Forest	2	2	Southern Miss	1	1
Nebraska	9	14	Arkansas	4	6	Mississippi	3	4	West Virginia	2	2	Washington State	1	1
Wisconsin	10	13	Boston College	3	6	Northwestern	1	4	North Carolina	1	2	Wyoming	1	1
USC	8	13	Oregon	2	6	Illinois	3	3	Temple	1	2			
Louisiana State	7	11	Texas Tech	5	5	Memphis	3	3	Cincinnati	1	1			
UCLA	8	9	TCU	4	5	Michigan State	3	3	Colorado State	1	1			

2017 OPPONENT SCHEDULES & RESULTS

COLORADO STATE (2-2)

58	OREGON STATE	27
3	Colorado (Denver)	17
38	ABILENE CHRISTIAN	10
23	at Alabama	41
S 30	↔ at Hawai'i	
O 7	↔ at Utah State	
O 14	↔ NEVADA	
O 20	↔ at New Mexico	
O 28	↔ AIR FORCE	
N 4	↔ at Wyoming	
N 11	↔ BOISE STATE	
N 18	↔ at San Jose State	

WASHINGTON (4-0)

30	at Rutgers	14
63	MONTANA	7
48	FRESNO STATE	16
37	at Colorado	10
S 30	◆ at Oregon State	
O 7	◆ CALIFORNIA	
O 14	◆ at Arizona State	
O 28	◆ UCLA	
N 4	◆ OREGON	
N 10	◆ at Stanford	
N 18	◆ UTAH	
N 25	◆ WASHINGTON STATE	

OREGON STATE (1-3)

27	at Colorado State	58
35	PORTLAND STATE	32
14	MINNESOTA	48
23	◆ Washington State	52
S 30	◆ WASHINGTON	
O 7	◆ at Southern California	
O 14	◆ COLORADO	
O 26	◆ STANFORD	
N 4	◆ at California	
N 11	◆ at Arizona	
N 18	◆ ARIZONA STATE	
N 25	◆ at Oregon	

ARIZONA STATE (2-2)

37	NEW MEXICO STATE	31
20	SAN DIEGO STATE	30
45	at Texas Tech	52
37	◆ OREGON	35
S 30	◆ at Stanford	
O 14	◆ WASHINGTON	
O 21	◆ at Utah	
O 28	◆ SOUTHERN CALIFORNIA	
N 4	◆ COLORADO	
N 11	◆ at UCLA	
N 18	◆ at Oregon State	
N 25	◆ ARIZONA	

TEXAS STATE (1-3)

20	HOUSTON BAPTIST	11
3	at Colorado	37
13	◆ APPALACHIAN STATE	20
14	TEXAS-SAN ANTONIO	44
S 30	at Wyoming	
O 7	◆ LOUISIANA-MONROE	
O 12	◆ at Louisiana	
O 28	◆ at Coastal Carolina	
N 4	◆ NEW MEXICO STATE	
N 11	◆ GEORGIA STATE	
N 18	◆ at Arkansas State	
N 24	◆ at Troy	

UCLA (2-2)

45	TEXAS A&M	44
56	HAWAI'I	23
45	at Memphis	48
34	◆ at Stanford	58
S 30	◆ COLORADO	
O 14	◆ at Arizona	
O 21	◆ OREGON	
O 28	◆ at Washington	
N 3	◆ at Utah	
N 11	◆ ARIZONA STATE	
N 18	◆ at Southern California	
N 24	◆ CALIFORNIA	

WASHINGTON STATE (4-0)

31	MONTANA STATE	0
47	BOISE STATE (3OT)	44
52	◆ OREGON STATE	23
45	NEVADA	7
S 29	◆ SOUTHERN CALIFORNIA	
O 7	◆ at Oregon	
O 13	◆ at California	
O 21	◆ COLORADO	
O 28	◆ at Arizona	
N 4	◆ STANFORD	
N 11	◆ at Utah	
N 25	◆ at Washington	

SOUTHERN CALIFORNIA (4-0)

49	WESTERN MICHIGAN	31
42	◆ STANFORD	24
27	TEXAS (2OT)	24
30	◆ at California	20
S 29	◆ at Washington State	
O 7	◆ OREGON STATE	
O 14	◆ UTAH	
O 21	at Notre Dame	
O 28	◆ at Arizona State	
N 4	◆ ARIZONA	
N 11	◆ at Colorado	
N 18	◆ UCLA	

NORTHERN COLORADO (2-1)

41	COLLEGE OF IDAHO	14
...	at Florida (cancelled)	...
21	at Colorado	41
43	□ IDAHO STATE	42
S 30	□ at Northern Arizona	
O 7	□ at North Dakota	
O 21	□ MONTANA STATE	
O 28	□ SOUTHERN UTAH	
N 4	□ at Sacramento State	
N 11	□ at Montana	
N 18	□ CAL POLY	

ARIZONA (2-2)

62	NORTHERN ARIZONA	24
16	HOUSTON	19
63	at Texas-El Paso	16
24	◆ UTAH	30
O 7	◆ at Colorado	
O 14	◆ UCLA	
O 21	◆ at California	
O 28	◆ WASHINGTON STATE	
N 4	◆ at Southern California	
N 11	◆ OREGON STATE	
N 18	◆ at Oregon	
N 25	◆ at Arizona State	

CALIFORNIA (3-1)

35	at North Carolina	30
33	WEBER STATE	20
27	MISSISSIPPI	16
20	◆ SOUTHERN CALIFORNIA	30
S 30	◆ at Oregon	
O 7	◆ at Washington	
O 13	◆ WASHINGTON STATE	
O 21	◆ ARIZONA	
O 28	◆ at Colorado	
N 4	◆ OREGON STATE	
N 18	◆ at Stanford	
N 24	◆ at UCLA	

UTAH (4-0)

37	NORTH DAKOTA	16
19	at Brigham Young	13
54	SAN JOSE STATE	16
30	◆ at Arizona	24
O 7	◆ STANFORD	
O 14	◆ at Southern California	
O 21	◆ ARIZONA STATE	
O 28	◆ at Oregon	
N 3	◆ UCLA	
N 11	◆ WASHINGTON STATE	
N 18	◆ at Washington	
N 25	◆ COLORADO	

KEY: ◆—Pac-12 Conference game; ↔—Mountain West game; ◆—Sun Belt Conference game; □—Big Sky Conference game.

OPPONENTS & 2017 SCHEDULE TIDBITS

The 12 opponents on the 2017 Colorado schedule combined for a 75-74 record in 2016 (50.3 winning percentage); five teams made the postseason, including one College Football Playoff participant (Washington).



- The Buffaloes opened on a weeknight for the fourth straight season (2015 in Honolulu, and 2014, 2016 and 2017 in Denver); the Buffs opened the MacIntyre Era on a Sunday in 2013, so Colorado has not opened a season on a Saturday since 2012.
- Colorado doesn't leave the state for its first road game until Sept. 30, the fifth week/game of the season (one game in Denver followed by three in Boulder); the last time that happened was in 2001, but that was due to 9/11 (CU was supposed to play at Washington State in week four, or on Sept. 15). Otherwise you have to go back to 1998 (three in Boulder, one in Denver) and then 1978 (when the Buffaloes opened with five straight games at home en route to a record eight home games). A little different from last year, when for the first time in CU history the Buffs played one week in the Eastern Time Zone (at Michigan) and then the next in the Pacific (at Oregon).
- The Buffaloes will play Northern Colorado for the first time since 1934; the Bears won that, 13-7, over the Silver & Gold as CU was a month-plus shy of adopting "Buffaloes" as its permanent nickname. That was also CU's first-ever night game in the state of Colorado.
- **2 & 1.** Colorado doesn't have a game the week before two games (Colorado State, Utah), while only Arizona has a bye prior to playing the Buffs.
- Colorado will travel **7,086** miles round-trip for its non-Boulder games in 2017: CSU (Denver, 60), UCLA (Los Angeles, 1,666), Oregon State (Eugene, 1,916), Washington State (Lewiston, 1,554), Arizona State (Tempe, 1,178) and Utah (Salt Lake City: 712). Last year, CU traveled **11,704** miles over the course of the season (eight trips, including to Denver for CSU, the Pac-12 Championship game and the Alamo Bowl).
- Colorado has at least one regular season game on a non-Saturday for the 22nd straight season; the Buffs had played the Friday after Thanksgiving from 1996 through 2012, a span of 17 seasons (Nebraska 1995-2010, Utah 2011-12). But in 2013 and since, the rivalry game with the Utes has returned to Saturday as the Pac-12's television partners (ESPN, FOX) are opting for other games for the Friday slots.
- Conference regular season misses: the Buffaloes do not play Oregon or Stanford (replaced by California and Washington); Oregon is the last school that has come off CU's schedule from the North Division, the only team in the division CU played in all of its first six years in the conference.
- Washington will be just the third defending conference champion to visit Boulder in the last 13 years, joining Oklahoma (2007) and Oregon (2015).

2017 PAC-12 COMPOSITE SCHEDULE & RESULTS

Week Zero (Aug. 26)

COLORADO STATE 58, Oregon State 27
Stanford 62, Rice 7 (at Sydney, Australia)

Week One (Aug. 31-Sept. 3)

(Aug. 31) UTAH 37, North Dakota 16
(Aug. 31) ARIZONA STATE 37, New Mexico State 31
(Sept. 1) Colorado 17, Colorado State 3 (at Denver)
(Sept. 1) Washington 30, RUTGERS 14
ARIZONA 62, Northern Arizona 24
California 35, NORTH CAROLINA 30
OREGON 77, Southern Utah 21
Oregon State 35, Portland State 32
SOUTHERN CALIFORNIA 49, Western Michigan 31
WASHINGTON STATE 31, Montana State 0
(Sept. 3) UCLA 45, Texas A&M 44

Week Two (Sept. 9)

COLORADO 37, Texas State 3
*SOUTHERN CALIFORNIA 42, Stanford 24
CALIFORNIA 33, Weber State 20
Houston 19, ARIZONA 16
Minnesota 48, OREGON STATE 14
OREGON 42, Nebraska 35
San Diego State 30, ARIZONA STATE 20
UCLA 56, Hawai'i 23
Utah 19, BRIGHAM YOUNG 13
WASHINGTON 63, Montana 7
WASHINGTON STATE 47, Boise State 44 (3 OT)

Week Three (Sept. 16)

(Sept. 15) Arizona 63, TEXAS-EL PASO 16
COLORADO 41, Northern Colorado 21
CALIFORNIA 27, Mississippi 16
MEMPHIS 48, UCLA 45
Oregon 49, WYOMING 13
SAN DIEGO STATE 20, Stanford 17
SOUTHERN CALIFORNIA 27, Texas 24 (2 OT)
TEXAS TECH 52, Arizona State 45
UTAH 54, San Jose State 16
WASHINGTON 48, Fresno State 16
*WASHINGTON STATE 52, Oregon State 23

Week Four (Sept. 23)

(Sept. 22) *Utah 30, ARIZONA 24
*Washington 37, COLORADO 10
*ARIZONA STATE 37, Oregon 35
*Southern California 30, CALIFORNIA 20
*STANFORD 58, UCLA 34
WASHINGTON STATE 45, Nevada 7

Week Five (Sept. 30)

(Sept. 29) *USC at Washington State (ESPN) 8:30 p.m.
*Colorado at UCLA (ESPN2) 8:30 p.m.
*Arizona State at Stanford (PAC12) 2:00 p.m.
*Washington at Oregon State (PAC12) 6:00 p.m.
*California at Oregon (FS-1 & FOX Deportes) 8:30 p.m.

Week Six (Oct. 7)

Arizona at Colorado (PAC12) 6:00 p.m.
*Oregon State at USC (PAC12) 2:00 p.m.
*Stanford at Utah (FS-1) 8:15 p.m.
*California at Washington (FOX/ESPN) TBA
*Washington State at Oregon (FOX/ESPN) TBA

Week Seven (Oct. 14)

(Oct. 13) *Washington St. at Cal (ESPN) 8:30 p.m.
*Colorado at Oregon State TBA
*Oregon at Stanford TBA
*UCLA at Arizona TBA
*Utah at USC TBA
*Washington at Arizona State TBA

Week Eight (Oct. 21)

*Colorado at Washington State TBA
*Arizona at California TBA
*Arizona State at Utah TBA
*Oregon at UCLA TBA
USC at Notre Dame (NBC) 5:30 p.m.

Week Nine (Oct. 28)

(Oct. 26) *Stanford at Oregon State (ESPN) 7:00 p.m.
*California at Colorado TBA
*UCLA at Washington TBA
*USC at Arizona State TBA
*Utah at Oregon TBA
*Washington State at Arizona TBA

Week Ten (Nov. 4)

(Nov. 3) *UCLA at Utah (FS1) 7:30 p.m.
*Colorado at Arizona TBA
*Arizona at USC TBA
*Oregon at Washington TBA
*Oregon State at California TBA
*Stanford at Washington State TBA

Week Eleven (Nov. 11)

(Nov. 10) *Washington at Stanford (FS1) 8:30 p.m.
*USC at Colorado TBA
*Arizona State at UCLA TBA
*Oregon State at Arizona TBA
*Washington at Stanford TBA
*Washington State at Utah TBA

Week Twelve (Nov. 18)

*Arizona at Oregon TBA
*Arizona State at Oregon State TBA
*California at Stanford TBA
*UCLA at USC TBA
*Utah at Washington TBA

Week Thirteen (Nov. 25)

(Nov. 24) *California at UCLA (FS1) 8:30 p.m.
*Colorado at Utah TBA
*Arizona at Arizona State TBA
*Oregon State at Oregon (ESPN/2) TBA
*Washington State at Washington TBA
Notre Dame at Stanford TBA

Week Fourteen (Dec. 1)

Pac-12 Championship at Santa Clara (ESPN) TBA

All times listed are MDT/MST. Home team in CAPS. *—denotes Pacific-12 Conference game. Television selections Sept. 23 and beyond are made on 12 days' notice by the Pac-12 television partners (ESPN/ABC, FOX/FOX Sports 1 or 2, Pac-12 Networks); ESPN/ABC also has an option of utilizing a 6-day selection process three times annually. With the advent of the Pac-12 Networks (National; Arizona, Mountain, Oregon, Northern California, Southern California, Washington), all conference games and non-league home games will again be televised in 2017 (78 in all). ABC's standard afternoon regional telecast window is at 1:30 p.m. MT in addition to a number of prime-time windows (6 p.m. MT; those games will be selected from the Pac-12, American Athletic, ACC, Big 10 or Big 12). ESPN/ESPN 2 will utilize several windows, including a 7 p.m. MT window on Thursdays, with those games preselected ahead of the season.

2017 PAC-12 CONFERENCE STANDINGS

South Division (+1)

School (AP/Coaches)	conference					overall					
	W	L	Pct.	Pts	Opp	W	L	Pct.	Pts	Opp	Next Up
Southern California (#5/#5)	2	0	.000	72	44	4	0	1.000	148	99	S 29 at Washington State
Utah (#20/#19)	1	0	1.000	30	24	4	0	1.000	140	69	O 7 STANFORD
Arizona State	1	0	1.000	37	35	2	2	.500	139	148	S 30 at Stanford
COLORADO (RV/RV)	0	1	.000	10	37	3	1	.667	105	64	S 30 at UCLA
UCLA	0	1	.000	34	58	2	2	.500	180	173	S 30 COLORADO
Arizona	0	1	.000	24	30	2	2	.500	165	89	O 7 at Colorado

North Division (-1)

School (AP/Coaches/CFP)	conference					overall					
	W	L	Pct.	Pts	Opp	W	L	Pct.	Pts	Opp	Next Up
Washington (#6/#6)	1	0	1.000	37	10	4	0	1.000	178	47	S 30 at Oregon State
Washington State (#16/#16)	1	0	1.000	52	23	4	0	1.000	175	74	S 29 SOUTHERN CALIFORNIA
Stanford (RV/RV)	1	1	.500	82	76	2	2	.500	161	103	S 30 ARIZONA STATE
California (RV/--)	0	1	.000	20	30	3	1	.750	115	96	S 30 at Oregon
Oregon (RV/RV)	0	1	.000	35	37	3	1	.750	203	106	S 30 CALIFORNIA
Oregon State	0	1	.000	23	52	1	3	.250	99	190	S 30 WASHINGTON

A LOOK AT THE PAC-12 DIVISIONS

After the Pac-12 announced it was expanding to 12 teams in 2010 with the additions of Colorado (June 10) and Utah (June 17), later that year the divisions in football only were announced: CU and Utah joined Arizona, Arizona State, Southern California and UCLA in the Pac-12 South; the Oregon and Washington schools along with Cal and Stanford would comprise the Pac-12 North. Here's a look at the divisions and the all-time records of each program as listed by the NCAA through games of September 23 (with 2017 records in parenthesis):

PAC-12 SOUTH							PAC-12 NORTH						
	Seasons	Games	W	L	T	Pct.		Seasons	Games	W	L	T	Pct.
Arizona (2-2)	114	1,090	603	454	33	.570	California (3-1)	122	1,237	659	527	51	.553
Arizona State (2-2)	105	1,010	602	384	24	.609	Oregon (3-1)	122	1,178	644	488	46	.566
Colorado (3-1)	128	1,229	698	495	36	.583	Oregon State (1-3)	121	1,165	530	585	50	.477
Southern California (4-0)	124	1,217	827	336	54	.701	Stanford (2-2)	111	1,138	637	452	49	.582
UCLA (2-2)	99	1,042	598	407	37	.592	Washington (4-0)	128	1,211	719	442	50	.613
Utah (4-0)	124	1,149	665	453	31	.591	Washington State (4-0)	122	1,126	530	551	45	.489
Totals		6,737	3993	2529	215	.609	Totals		7,055	3719	3045	291	.548

ALL-TIME PAC-12 HEAD-TO-HEAD SERIES RECORDS

A look at the team versus team football histories in the Pac-12 (won-lost-tied; does not include vacated games):

School	UA	ASU	CAL	COLO	OREG	OSU	STAN	UCLA	USC	UTAH	WASH	WSU	Totals
Arizona	40-39-1	17-14-2	5-14	16-25	22-15-1	14-16	14-24-2	8-32	19-22-2	11-21-1	26-16	193-237- 9
Arizona State	39-40-1	16-18	7-1	17-19	27-13-1	17-12	13-19-1	12-21	20-8	19-15	27-14-2	214-180- 5
California	14-17-2	18-16	5-3	38-36-1	35-33	41-49-6	33-53-1	30-70-5	6-5	39-54-4	45-28-5	305-363-24
Colorado	14-5	1-7	3-5	9-12	4-5	4-6	3-9	0-11	32-28-3	5-11-1	6-4	81-103- 4
Oregon	25-16	19-17	36-38-1	12-9	63-47-10	32-44-1	28-39	20-39-2	21-9	45-59-5	47-35-6	344-352-25
Oregon State	15-22-1	13-27-1	33-35	5-4	47-63-10	25-55-3	16-43-4	11-61-4	11-9-1	34-63-4	47-52-3	257-434-31
Stanford	16-14	12-17	49-41-6	6-4	44-32-1	55-25-3	41-45-3	32-62-3	2-4	40-42-4	40-26-1	337-312-21
UCLA	24-14-2	19-13-1	53-33-1	9-3	39-28	43-16-4	45-41-3	31-48-7	11-4	40-30-2	40-20-1	354-250-21
USC	32-8	21-12	70-30-5	110	39-20-2	61-11-4	62-32-3	48-31-7	10-5	52-29-4	59-9-4	465-187-29
Utah	22-19-2	8-20	5-6	28-32-3	9-21	9-11-1	4-2	4-11	5-10	1-9	7-7	102-148- 6
Washington	21-11-1	15-19	54-39-4	11-5-1	59-45-5	63-34-4	42-40-4	30-40-2	29-52-4	9-1	71-32-6	395-319-31
Washington State	16-26	14-27-2	28-45-5	4-6	35-47-6	52-47-3	26-40-1	20-40-1	9-59-4	7-7	32-71-6	234-356-24

PERCEPTION

Here's a quick fact when it comes to CU and Utah joining the Pac-12: the two are travel partners, and most assumed it wouldn't be a cozy as the other five pairs. Well, first of all, it's not like they travel together, the same teams will roll into Boulder and Salt Lake City the same weekends, and the other schools will host CU and Utah in one order or the other. The campus of CU and Utah are 356 miles apart; did you know Washington and Washington State's campuses are 252 miles apart? And the Arizona schools are separated by 102 miles; the others are all under 40, with USC and UCLA the closest. Bottom line is that CU and Utah are not really that far out of whack (Texas A&M and Texas Tech are further apart than the Buffs and the Utes by some 29 miles).



FOLSOM FIELD RANKED SEVENTH TOUGHEST PLACE TO PLAY

Yahoo! Sports in 2012 came out with its top 25 toughest places to play list, and lo and behold, Folsom Field came in at No. 7. In ranking CU in that spot, Yahoo! wrote: "Folsom Field, home of the Colorado Buffaloes, is one of the most underrated venues in college sports. The fans here always cheer hard and loud, and they are quite respectful and friendly to visiting fans." The Top 10 were comprised of: 1. Ohio State (*Ohio Stadium*); 2. Florida (*Ben Hill Griffin Stadium, a.k.a. the Swamp*); 3. Louisiana State (*Tiger Stadium, a.k.a., Death Valley*); 4. Auburn (*Jordan-Hare Stadium*); 5. Michigan State (*Spartan Stadium*); 6. Miami, Fla. (*Sun Life Stadium*); 7. **Colorado (Folsom Field)**; 8. West Virginia (*Mountaineer Field at Milan Puskar Stadium*); 9. Iowa (*Kinnick Stadium*); 10. Texas A&M (*Kyle Field*). The next Pac-12 school on the list was Oregon (*Autzen Stadium*) at No. 21, with Washington at No. 23 (*Husky Stadium*).

FOLSOM FIELD #1

LawnStarter.com recently ranked its top 16 College Football Stadiums with the Best Natural Scenery, and lo and behold, coming in at the top was CU's own **Folsom Field**. The top 10: 1. **Folsom Field (Colorado)**; 2. Lavell Edwards Stadium (BYU); 3. Utah Stadium (Utah); 4. Romney Stadium (Utah State); 5. Rose Bowl (UCLA); 6. Sun Bowl (UTEP); 7. Ryan Field (Northwestern); 8. Scott Stadium (Virginia); 9. Michie Stadium (Army); 10. Kidd Brewer Stadium (Appalachian State); 11. Dowdy-Ficklen Stadium (East Carolina); 12. Dix Stadium (Kent State); 13. Memorial Stadium (California); 14. Kenan Stadium (North Carolina); 15. Memorial Stadium (Kansas); 16. Spartan Stadium (San Jose State).

The same publication ranked CU's natural grass field the third best national behind Iowa State (Jack Trice Field) and Northwestern (Ryan Field).

300+ AT FOLSOM

Colorado won its 300th game at Folsom Field in 2013 and is now **310-167-10** in 93-plus seasons playing its home games at Folsom. The first game at Folsom was Oct. 11, 1924 (*then known as Colorado Stadium, built at a cost of \$75,000*); previous, CU was **73-17-6** at Gamble Field and **19-5** on other grass areas of campus; the Buffs are **403-190-16** all-time at home. The 2016 season marked CU's first winning one at home, as the Buffaloes went **6-0**; Colorado's last winning record at home had been in 2010 (with a 4-2 mark); it was CU's first undefeated season at home since 1994, when the Buffs went 6-0 in the late Rashaan Salaam's Heisman Trophy winning year. Over the 2011-12 seasons, CU was just 1-10 in Boulder before going 3-3 in Folsom in Mike MacIntyre's first season; the Buffs pulled even at home under "Mac" with the 6-0 mark in 2016 and are now **14-13** at Folsom in his tenure.

ACTIVE COLORADO CAREER STATISTICAL CHARTS

RUSHING

Rk	Player (Seasons)	Att.	Yards	Avg.	TD
1	Eric Bieniemy (1987-90)	699	3,940	5.63	41
2	Rodney Stewart (2008-11)	809	3,598	4.45	25
3	Rashaan Salaam (1992-94)	486	3,057	6.29	33
4	Bobby Purify (2000-04)	595	3,016	5.07	20
5	Charlie Davis (1971-73)	538	2,958	5.50	24
6	Chris Brown (2001-02)	465	2,690	5.78	34
7	Phillip Lindsay (2014-17)	539	2,679	4.97	26
8	Hugh Charles (2004-07)	517	2,659	5.14	15
9	James Mayberry (1975-78)	546	2,544	4.66	25
10	Herchell Troutman (1994-97)	568	2,487	4.38	21
15	Kayo Lam (1933-35)	313	2,140	6.84	18
20	Carroll Hardy (1951-54)	291	1,999	6.87	23
25	William Harris (1965-67)	330	1,585	4.80	4
30	Mark Hatcher (1984-87)	375	1,470	3.92	16
35	Erich Kissick (1986-89)	256	1,297	5.07	8
38	Tony Jones (2011-14)	308	1,269	4.12	8
39	Frank Bernardi (1952-54)	195	1,235	6.33	7
40	Michael Adkins II (2013-17)	245	1,200	4.90	13
105	Donovan Lee (2014-17)	85	422	4.96	3
111	Kyle Evans (2015-17)	103	401	3.89	4

PASSING

Rk	Player (Seasons)	Att-Com-Int	Pct.	Yards	TD	Rating
1	Sefo Liufau (2013-16)	1383-870-36	62.9	9,568	60	130.13
2	Cody Hawkins (2007-10)	1214-667-41	54.9	7,409	60	115.76
3	Joel Klatt (2002-05)	1095-666-33	60.8	7,375	44	124.63
4	Kordell Stewart (1991-94)	785-456-19	58.1	6,481	33	136.47
5	Tyler Hansen (2008-11)	872-505-28	57.9	5,705	35	119.69
6	Koy Detmer (1992-96)	594-350-25	58.9	5,390	40	148.95
7	Mike Moschetti (1998-99)	607-366-19	60.3	4,797	33	138.36
8	John Hessler (1994-97)	627-347-26	55.3	4,788	34	129.09
9	Steve Vogel (1981-84)	688-309-33	44.9	3,912	27	96.03
10	Darian Hagan (1988-91)	424-213-19	50.2	3,801	27	137.59
15	Bernie McCall (1964-66)	361-177-28	49.0	2,332	4	91.44
20	Jeff Knapple (1976-77)	316-139-23	44.0	2,107	7	92.75
21	Steven Montez (2016-17)	259-169-10	65.3	2,046	15	143.00

TOTAL OFFENSE

Rk	Player (Seasons)	Rush	Pass	Total	TDR
1	Sefo Liufau (2013-16)	941	9,568	10,509	73
2	Kordell Stewart (1991-94)	1,289	6,481	7,770	48
3	Cody Hawkins (2007-10)	-159	7,409	7,250	67
4	Joel Klatt (2002-05)	-130	7,375	7,245	47
5	Tyler Hansen (2008-11)	478	5,705	6,183	43
22	Phillip Lindsay (2014-17)	2,679	0	2,679	26

RECEIVING (Receptions)

Rk	Player (Seasons)	No.	Yards	Avg.	TD
1	Nelson Spruce (2012-15)	294	3,347	11.4	23
2	Scotty McKnight (2007-10)	215	2,521	11.7	22
3	Shay Fields (2014-17)	168	2,222	13.2	19
4	Michael Westbrook (1991-94)	167	2,548	15.3	19
5	Paul Richardson (2010-13)	156	2,412	15.5	21
6	Phil Savoy (1994-97)	152	2,176	14.3	14
7	Javon Green (1997-2000)	136	2,031	14.9	17
8	Rae Carruth (1992-96)	135	2,540	18.8	20
9	Derek McCoy (2000-03)	134	2,038	15.2	20
10	Charles E. Johnson (1990-93)	127	2,447	19.3	15
11	Devin Ross (2013-17)	115	1,385	12.0	8
12	Monte Huber (1967-69)	111	1,436	12.9	5
12	Bryce Bobo (2014-17)	111	1,175	10.6	6
14	*Daniel Graham (1998-2001)	106	1,543	14.6	11
15	Patrick Williams (2005-08)	104	1,070	10.3	3
16	Dusty Sprague (2004-07)	103	1,261	12.2	4
17	*Christian Fauria (1991-94)	98	1,058	10.8	11
17	Darrin Chiaverini (1995-98)	97	1,199	12.4	6
18	Phillip Lindsay (2014-17)	96	783	8.2	1
19	D.J. Hackett (2002-03)	93	1,194	12.8	9
19	Rodney Stewart (2008-11)	93	969	10.4	0
59	Donovan Lee (2014-17)	46	244	5.3	1
62	Jay MacIntyre (2015-17)	44	570	13.0	3

RECEIVING (Yards)

Rk	Player (Seasons)	No.	Yards	Avg.	TD
1	Nelson Spruce (2012-15)	294	3,347	11.4	23
2	Michael Westbrook (1991-94)	167	2,548	15.3	19
3	Rae Carruth (1992-96)	135	2,540	18.8	20
4	Scotty McKnight (2007-10)	215	2,521	11.7	22
5	Charles E. Johnson (1990-93)	127	2,447	19.3	15
6	Paul Richardson (2010-13)	156	2,412	15.5	21
7	Shay Fields (2014-17)	168	2,222	13.2	19
8	Phil Savoy (1994-97)	152	2,176	14.3	14
9	Derek McCoy (2000-03)	134	2,038	15.2	20
10	Javon Green (1997-2000)	136	2,031	14.9	17
11	*Daniel Graham (1998-2001)	106	1,543	14.6	11
12	Monte Huber (1967-69)	111	1,436	12.9	5
13	Devin Ross (2013-17)	115	1,385	12.0	8
14	Dusty Sprague (2004-07)	103	1,261	12.2	4
15	Mike Pritchard (1987-90)	47	1,241	26.4	10
16	Marcus Stiggers (1996-99)	80	1,223	15.1	10
17	Ron Brown (1981-85)	57	1,217	21.4	8
18	Darrin Chiaverini (1995-98)	97	1,199	12.4	6
19	D.J. Hackett (2002-03)	93	1,194	12.8	9
20	Bryce Bobo (2014-17)	111	1,175	10.6	6
39	Phillip Lindsay (2014-17)	96	783	8.2	2
62	Jay MacIntyre (2015-17)	44	570	13.0	3

ALL-PURPOSE YARDS

Rk	Player (Seasons)	Rush	Rec	KOR	PR	Total
1	Rodney Stewart (2008-11)	3,598	969	239	22	4,828
2	Phillip Lindsay (2014-17)	2,679	783	1,077	0	4,539
3	Eric Bieniemy (1987-90)	3,940	380	31	0	4,351
4	Hugh Charles (2004-07)	2,659	552	411	0	3,622
5	Nelson Spruce (2012-15)	2	3,347	63	180	3,592
10	Charlie Davis (1971-73)	2,958	131	75	0	3,164

YARDS FROM SCRIMMAGE

Rk	Player (Seasons)	Rush	Rec	Total
1	Rodney Stewart (2008-11)	3,598	969	4,567
2	Eric Bieniemy (1987-90)	3,940	380	4,320
3	Bobby Purify (2000-04)	3,016	508	3,524
4	Rashaan Salaam (1992-94)	3,057	412	3,469
5	Phillip Lindsay (2014-17)	2,679	783	3,462
6	Nelson Spruce (2012-15)	2	3,347	3,349
7	Herchell Troutman (1994-97)	2,487	725	3,212
8	Hugh Charles (2004-07)	2,659	552	3,211
9	Charlie Davis (1971-73)	2,958	131	3,089
10	Lee Rouson (1981-84)	2,296	699	2,995
15	Michael Westbrook (1991-94)	84	2,548	2,632
20	Paul Richardson (2010-13)	38	2,412	2,450
21	Bobby Anderson (1967-69)	2,367	68	2,435
22	Shay Fields (2014-17)	53	2,222	2,275
23	Christian Powell (2012-15)	2,040	229	2,269
24	Kayo Lam (1933-35)	2,140	111	2,251
25	Phil Savoy (1994-97)	13	2,176	2,189

SCORING

Rk	Player (Seasons)	TD	2Pt	EP-EPA	FG-FGA	PTS
1	Mason Crosby (2003-06)	0	0-0	109-117	66-88	307
2	Will Oliver (2011-14)	0	0-0	129-131	50-69	279
3	Eric Bieniemy (1987-90)	42	1-1	0-0	0-0	254
4	Jeremy Aldrich (1996-99)	0	0-0	87-95	48-64	231
5	Bobby Anderson (1967-69)	35	1-2	0-0	0-0	212
6	Chris Brown (2001-02)	34	0-0	0-0	0-0	204
7	Rashaan Salaam (1992-94)	33	0-0	0-0	0-0	198
8	Tom Field (1979-83)	0	0-0	82-86	36-55	190
9	Byron White (1935-37)	24	0-0	30-32	1-2	177
10	Merwin Hodel (1949-51)	28	0-0	0-0	0-0	168
10	Aric Goodman (2008-10)	0	0-0	93-96	25-47	168
10	Phillip Lindsay (2014-17)	28	0-0	0-0	0-0	168
15	Neil Voskeritchian (1994-95)	0	0-0	95-96	22-34	161
20	James Mayberry (1975-78)	25	0-0	0-0	0-0	150
25	Bob Stransky (1955-57)	21	0-0	12-22	0-0	138
25	Lamont Warren (1991-93)	23	0-0	0-0	0-0	138
25	Scotty McKnight (2007-10)	23	0-0	0-0	0-0	138
37	Shay Fields (2014-17)	20	0-0	0-0	0-0	120
65	Michael Adkins (2013-17)	14	0-0	0-0	0-0	84

ACTIVE COLORADO CAREER STATISTICAL CHARTS, CONTINUED

KICK SCORING

Rk	Player (Seasons)	EP-EPA	FG-FGA	PTS
1	Mason Crosby (2003-06)	109-117	66-88	307
2	Will Oliver (2011-14)	129-131	50-69	279
3	Jeremy Aldrich (1996-99)	87-95	48-64	231
4	Tom Field (1979-83)	82-86	36-55	190
5	Aric Goodman (2008-10)	93-96	25-47	168
10	Fred Lima (1972-73)	59-62	21-45	122
15	Tom Mackenzie (1974-75)	62-68	14-28	104

PUNTING

Rk	Player (Seasons)	No.	Yards	Avg.	Long	In 20
1	Mark Mariscal (1999-2002)	99	4,632	46.79	68	25
2	Barry Helton (1984-87)	153	6,873	44.92	68	44
3	Keith English (1985-88)	55	2,457	44.67	77	21
4	Zack Jordan (1950-52)	137	6,113	44.62	78	23
5	John Torp (2002-05)	205	9,145	44.61	72	65
15	Alex Kinney (2015-16)	153	6,163	40.28	70	47

INSIDE THE 20: O'Neill 95, Torp 65, DiLallo 61, Koleski 51, Kinney 47.

KICKOFF RETURNS

Rk	Player (Seasons)	No.	Yards	Avg.	TD
1	Ben Kelly (1997-99)	64	1,798	28.1	3
2	Terrence Wheatley (2003-07)	56	1,350	24.1	0
3	Josh Smith (2007-08)	50	1,276	25.5	1
4	M.J. Nelson (1986-89)	51	1,198	23.5	0
5	Walter Stanley (1980-81)	49	1,172	23.9	1
6	Phillip Lindsay (2014-17)	44	1,077	24.5	0
7	Bill Symons (1962-64)	43	1,051	24.4	1
8	Brian Lockridge (2007-11)	44	968	22.0	1
9	Roman Hollowell (1998-2001)	44	914	20.8	0
10	Ryan Severson (2013-16)	40	872	21.8	0
11	Stephone Robinson (2004-07)	49	867	17.7	0
12	Carroll Hardy (1951-54)	31	853	27.5	0
13	Billy Waddy (1973-76)	32	849	26.5	2
14	Howard Ballage (1976-78)	30	764	25.5	2
15	Cliff Branch (1970-71)	30	755	25.2	2
21	Donovan Lee (2014-16)	23	586	25.5	0

INTERCEPTIONS

Rk	Player (Seasons)	No.	Yards	Avg.	TD
1	John Stearns (1970-72)	16	339	21.2	0
2	Chris Hudson (1991-94)	15	204	13.6	2
3	Dick Anderson (1965-67)	14	151	10.8	0
3	Terrence Wheatley (2003-07)	14	154	11.0	2
5	Tim James (1987-90)	13	120	9.2	0
5	Tedric Thompson (2013-16)	13	241	18.5	0

TACKLES

Rk	Player (Position, Seasons)	UT	AT	-	TOT	TFL
1	Barry Remington (LB, 1982-86)	245	248	—	493	21- 60
2	Matt Russell (LB, 1993-96)	282	164	—	446	44-144
3	Greg Biekert (LB, 1989-92)	280	161	—	441	33- 73
4	Jordan Dizon (LB, 2004-07)	293	147	—	440	35-137
5	Ted Johnson (LB, 1991-94)	253	156	—	409	21- 61
6	Laval Short (DL, 1976-79)	141	231	—	372	37-239
7	Chad Brown (LB, 1989-92)	242	127	—	369	38-169
8	Michael Jones (LB, 1986-89)	218	131	—	349	13- 41
9	Thaddeus Washington (LB, 2003-06)	202	136	—	338	25- 80
10	Michael Lewis (DB, 1998-2001)	225	111	—	336	17- 73
20	Ryan Black (DB, 1994-97)	145	130	—	275	11- 50
25	Dick Anderson (DB, 1965-67)	123	143	—	266
30	Cha'pelle Brown (DB, 2006-09)	183	74	—	257	20- 66
35	Alan Chrite (LB, 1980-84)	128	121	—	249	18- 64
40	Randy Geist (LB, 1971-73)	85	159	—	244	8- 39
45	Kerry Mottl (LB, 1965-67)	96	145	—	241
50	Rodney Rogers (DB, 1985-87)	152	79	—	231	4- 7
60	Greg Jones (LB, 1992-96)	129	87	—	216	45-205
67	Rick Gamboa (2015-17)	110	101	—	211	5- 16
80	Joel Steed (DL, 1988-91)	122	70	—	192	31-109
—	Ryan Moeller (LB, 2014-17)	93	33	—	126	6- 11
—	Derek McCartney (LB, 2014-17)	84	37	—	121	20- 69
—	Afolabi Laguda (DB, 2015-17)	77	42	—	119	3- 9

QUARTERBACK SACKS

Rk	Player (Seasons)	No.	Yards
1	Alfred Williams (1987-90)	35	242
2	Ron Woolfork (1990-93)	33	241
3	Greg Jones (1992-96)	25	158
4	Laval Short (1976-79)	24½	192
5	Abraham Wright (2004-06)	21	151
6	Jimmie Gilbert (2013-16)	20	156
27	Derek McCartney (2014-17)	11½	56

TACKLES FOR LOSS

Rk	Player (Seasons)	No.	Yards
1	Alfred Williams (1987-90)	59	303
2	Ron Woolfork (1990-93)	53	303
3	Greg Jones (1992-96)	45	205
4	Matt Russell (1993-96)	44	144
5	Leonard Renfro (1989-92)	43	142
25	Addison Gillam (2013-16)	26	115
25	Chidobe Awuzie (2013-16)	26	104
25	Marques Harris (2000-03)	26	102

THIRD DOWN STOPS

Rk	Player (Seasons)	No.
1	Jordan Dizon (2004-07)	48
2	Chidobe Awuzie (2013-16)	47
3	Matt Russell (1993-96)	45
4	Jimmie Gilbert (2013-16)	44
5	Chad Brown (1989-92)	42
6	Greg Biekert (1989-92)	41
7	Cha'pelle Brown (2006-09)	39
8	Jashon Sykes (1998-01)	34
8	Akarika Dawn (2002-05)	34
10	Ted Johnson (1991-94)	32
---	*Joel Steed (1988-91; most by a DL)	26
---	Rick Gamboa (2015-17)	17
---	Derek McCartney (2014-17)	14

PASS DEFLECTIONS

Rk	Player (Seasons)	No.
1	Marcus Washington (1995-97)	42
2	Damen Wheeler (1996-99)	39
3	Greg Henderson (2011-14)	36
3	Ken Crawley (2012-15)	36
5	Chidobe Awuzie (2013-16)	35
10	Mickey Pruitt (1984-87)	32
11	Phil Jackson (2000-03)	29
11	Terrence Wheatley (2003-07)	29
13	Dalton Simmons (1992-96)	28
13	Ahkello Witherspoon (2014-16)	28
15	Deon Figures (1988-92)	27
16	Isaiah Oliver (2015-17)	26

SPECIAL TEAMS TACKLES

Rk	Player (Seasons)	UT	AT	-	Total
1	Ryan Sutter (1994-97)	32	32	—	64
2	Darren Fisk (1995-97)	25	23	—	48
3	Ryan Black (1994-97)	21	19	—	40
4	Paul Rose (1987-90)	14	25	—	39
5	Arthur Jaffee (2008-11)	21	13	—	34
5	Terrel Smith (2010-14)	24	10	—	34
10	Greg Lindsey (1990-93)	23	4	—	27
21	Ryan Moeller (2014-17)	14	5	—	19

SPECIAL TEAMS POINTS

Rk	Player (Seasons)	Points
1	Ryan Sutter (1994-97)	123
2	Arthur Jaffee (2008-11)	88
3	Darren Fisk (1995-97)	86
4	Ryan Severson (2013-16)	84
5	Derrick Webb (2010-13)	81
6	Travis Sandersfeld (2008-11)	72
7	Ryan Black (1994-97)	68
8	Jalil Brown (2007-10)	65
8	Terrel Smith (2010-14)	65
10	Paul Rose (1987-90)	63
---	Ryan Moeller (2014-17)	51

ALL-BLACK UNIFORMS

Colorado has worn its all black uniforms on **49** occasions, when the Buffaloes wear both black jerseys and black pants, owning a **22-26-1** record; the Buffs have also added black helmets to the look, having worn black top-to-bottom on five occasions (**0-5** in that look). A little history on the all-black look: the brainchild of then-head coach Bill McCartney, CU first wore the garb on Nov. 28, 1987 for a game after Thanksgiving at the time; the opponent was CU's old Big 8 rival, Nebraska. The Buffs came out and warmed up in gold pants, and upon returning to the locker room at the conclusion of warm-ups, the players found black pants hanging in their lockers. "It was something we thought about a long time ago," Mac said at the time. "You couldn't do this overnight. We didn't tell the kids, and they were real excited." He went on to say that it was planned a month or so out to give the team a shot of adrenaline prior to kickoff.

COLORADO / ALL-BLACK UNIFORMS (22-26-1)

Year	Opponent	Result	Year	Opponent	Result	Year	Opponent	Result	Year	Opponent	Result
1987	Nebraska	L 7-24	1998	Kansas State	L 9-16		Kansas State	W 38-31		Nebraska	L 20-28
1988	Oklahoma	L 14-17	1999	Nebraska (OT)	L 30-33	2005	Nebraska	L 3-30	2011	*Southern California	L 17-42
1990	Iowa State	W 28-12	2000	Iowa State	W 27-35	2006	Texas Tech	W 30-6	2012	UCLA	L 14-42
1991	Missouri	W 55-7	2001	Nebraska	W 62-36		Kansas State	L 21-34		*Arizona State	L 17-51
1992	Oklahoma	T 24-24	2002	Kansas State	W 35-31		Iowa State	W 33-16	2013	*Arizona	L 20-44
1993	Nebraska	L 17-21		Baylor	W 34-0	2007	c—Colorado St. (OT)	W 31-28		Southern California	L 29-47
1994	Oklahoma State	W 17-3		Texas Tech	W 37-13		Florida State	L 6-16	2014	*Arizona State	L 24-38
1995	Missouri	W 21-0		Iowa State	W 41-27	2008	Nebraska	W 65-51		Oregon State	L 31-36
	a—Oregon	W 38-6		b—Oklahoma	L 7-29		c—Colorado State	W 38-17	2015	*Southern California	L 24-27
1996	Texas	W 28-24	2003	Oklahoma	L 20-34		West Virginia (OT)	W 17-14	2016	Utah	W 27-22
	Kansas State	W 12-0		Nebraska	L 22-31		Texas	L 14-38			
1997	Kansas	W 42-6	2004	Colorado State	W 27-24		Oklahoma State	L 17-30			
	Missouri	L 31-41		Texas	L 7-31	2009	Colorado State	L 17-23			

a—Cotton Bowl; b—Big 12 Championship at Houston; c—in Denver (*—wore black helmets).

BLACK HELMETS: Colorado has worn black helmets on **16** occasions in its history, usually with a gold or sometimes a silver logo, but once with a pink logo; CU is **2-14** in the black headgear. The games (*—matte black; #—worn with a pink logo as part of Blackout Breast Cancer awareness):

Year	Opponent	Result	Year	Opponent	Result	Year	Opponent	Result
1998	BAYLOR	W 18-16	2013	#ARIZONA	L 20-44	2014	*at Oregon	L 10-44
2011	SOUTHERN CALIFORNIA	L 17-42	2013	at UCLA	L 23-45	2015	*OREGON	L 24-41
2011	at UCLA	L 6-45	2013	at Utah	L 17-24	2015	*SOUTHERN CALIFORNIA	L 24-27
2012	ARIZONA STATE	L 17-51	2014	*ARIZONA STATE	L 24-38	2016	IDAHO STATE	W 56-7
2012	at Arizona	L 31-56	2014	*at Southern California	L 28-56			
2013	at Arizona State	L 13-54	2014	*at Arizona	L 20-38			

OTHER UNIFORM LOOKS

GOLD HELMET/WHITE UNIS/WHITE PANTS: 2013 (at Utah, L); 2010 (at Nebraska, L); 2009 (at Kansas State, L); 2008 (at Nebraska, L; at Florida State, L); 2005 (at Miami-Fla., L); 2004 (at Nebraska, W).

GOLD HELMET/WHITE UNIS/GOLD PANTS: 2016 (at Arizona, W); 2015 (at Oregon State, W); 2014 (at Massachusetts, W); 2013 (CSU in Denver, W; Oregon State, L; at Washington, L); 2008 (at Texas A&M, L); 2007 (at Iowa State, L; at Arizona State, L); 2006 (at Missouri, L; at Georgia, L); 2004 (UTEP, Houston Bowl, W)

BLACK HELMET/WHITE UNIS/BLACK PANTS (0-5): 2014 (at USC, L); 2013 (at UCLA, L; at Arizona State, L); 2012 (at Arizona, L); 2011 (at UCLA, L)

BLACK HELMET/BLACK UNIS/GOLD PANTS (1-0): 2016 (Idaho State, W).

BLACK HELMET/SILVER UNIS/BLACK PANTS (0-1): 2015 (Oregon, L).

BLACK HELMET/WHITE UNIS/GOLD PANTS (0-1): 2014 (at Arizona, L).

BLACK HELMET/WHITE UNIS/WHITE PANTS (0-2): 2014 (at Oregon, L); 2013 (at Utah, L).

SILVER HELMET/BLACK UNIS/SILVER PANTS (1-1): 2017 (Washington, L); 2016 (Washington State, W).

SILVER HELMET/SILVER UNIS/SILVER PANTS (1-1): 2016 (at Stanford, W); 2015 (Arizona, L).

SILVER HELMET/WHITE UNIS/SILVER PANTS (0-2): 2016 (at USC, L); 2015 (at Hawai'i, L).

SILVER HELMET/WHITE UNIS/WHITE PANTS (0-1): 2015 (at Utah, L).

WHITE HELMET/BLACK UNIS/WHITE PANTS (2-0): 2016 (Oregon State, W); 2015 (Nicholls State, W).

WHITE HELMET/SILVER UNIS/WHITE PANTS (1-0): 2017 (Texas State, W).

WHITE HELMET/WHITE UNIS/BLACK PANTS (0-1): 2015 (at Arizona State, L).

WHITE HELMET/WHITE UNIS/SILVER PANTS (0-1): 2015 (at UCLA, L).

WHITE HELMET/WHITE UNIS/WHITE PANTS (2-1): 2016 (at Oregon, W; Washington, L); 2015 (CSU in Denver, W).

IN-SEASON BIRTHDAYS

Here's the list of those coaches and players who have birthdays to celebrate during the 2017 season (starting last week of August; *—denotes on a game day):

Aug. 22 Bryan Meek (21)	Sept. 9 *Dillon Middlemiss (21)	Oct. 5 Sam Bennion (22)	Oct. 25 Tim Coleman (22)	Nov. 22 Derek McCartney (24)
Aug. 25 Lee Walker (22)	Sept. 15 Dante Sparaco (19)	Oct. 5 Leo Jackson III (23)	Oct. 27 Javier Edwards (21)	Nov. 27 Terran Hasselbach (22)
Aug. 26 Jonathan Van Diest (19)	Sept. 17 Shamar Hamilton (20)	Oct. 5 Grant Polley (19)	Nov. 3 Ronnie Blackmon (20)	Dec. 7 Chris Graham (23)
Aug. 31 Brady Russell (19)	Sept. 17 Jack Shutack (21)	Oct. 5 Laviska Shenault (19)	Nov. 10 Tim Lynott, Jr. (21)	Dec. 17 Isaiah Lewis (19)
Aug. 31 Scott Unrein (29)	Sept. 18 Evan Worthington (22)	Oct. 9 Sam Noyer (20)	Nov. 10 T.J. Patterson (23)	Dec. 18 J.T. Bale (21)
Sept. 1 *Daniel Talley (22)	Sept. 24 Gary Bernardi (63)	Oct. 10 Chris Mulumba (25)	Nov. 14 Trey Udoffia (20)	Dec. 19 Jacob Callier (19)
Sept. 4 Juwann Winfree (21)	Sept. 24 Xavier Cochrane (22)	Oct. 12 Darrin Chiaverini (40)	Nov. 17 Miguel Rueda (46)	Dec. 29 Kevin George (20)
Sept. 5 Lucas Cooper (20)	Sept. 25 Chase Sanders (20)	Oct. 14 *Heston Paige (19)	Nov. 18 Erik Lawson (21)	Dec. 29 Davis Price (20)
Sept. 7 Drew Lewis (22)	Sept. 27 Matt Daniels (28)	Oct. 14 *Colby Pursell (19)	Nov. 19 Nate Landman (19)	Dec. 30 Johnny Huntley (20)
Sept. 8 Jean Onaga	Sept. 30 *Isaiah Oliver (21)	Oct. 20 Kyle Evans (22)	Nov. 19 Jack Moran (19)	Dec. 31 Frank Umu (21)
Sept. 8 Lyle Tuiloma (20)	Oct. 1 Brad Forsyth (49)	Oct. 23 Jaylon Jackson (19)	Nov. 19 Terriek Roberts (20)	Jan. 3 Kabion Ento (21)

2017 SPECIAL WEEKENDS

The list of special weekends at Folsom Field this fall:

Sept. 23 (Washington): Ski Ball; Men's & Women's Tennis Reunion
Oct. 7 (Arizona): Family Weekend; Living Legends; '57 Orange Bowl Team Reunion

Oct. 28 (California): Homecoming; Ralphie 50th Anniversary Celebration; 1967 CU Bluebonnet Bowl Team Reunion; Salaam Jersey Retirement
Nov. 11 (USC): CU Athletic Hall of Fame; Honorary C; Military Appreciation

CU IS BLACK & GOLD, BUT FOLSOM IS "GREEN"

The University of Colorado at Boulder established a goal to move toward zero-waste at Folsom Field during the 2008 football season and invest in local carbon-reduction projects. They anticipated recycling or composting at least 90% of the waste generated at Folsom Field and met those goals. According to U.S. Environmental Protection Agency information and other sources, Folsom Field was the first major sports stadium in the nation, professional or collegiate, to collect all materials in recycling or compost containers, eliminate trash cans and transform its materials collections systems into a zero-waste process. For more information, visit Ralphie's Green Stampede at http://www.cubuffs.com/ViewArticle.dbml?&DB_OEM_ID=600&ATCLID=1549954.

WHO IS/HAS BEEN IN ON OFFENSE & DEFENSE

George Frazier, as he did his freshman year in 2014, is appearing on both offense and defense as senior in 2017. In 2014, he played both defensive end and fullback for the first time against Arizona State, becoming the first Buff to appear on both sides of the ball since 2005 in the process, and continued to do so the remainder of the season. In 2008, **Eugene Goree** was on-call to do so, as the redshirt frosh was both a DT and an OG during the second half of the season; he did appear on both sides of the ball but not in the same game. Through the years, there have been a few players who wind up playing on both sides of the ball in the same game: **DT John Guydon** was the latest to do so, seeing action on defense (13 snaps at tackle) and offense (3 snaps at guard) at Texas on October 15, 2005; it was the first time it happened for a complete series with no gimmicks or special situations since **WR Michael Westbrook** played a series at safety against Baylor in 1993. **DE James Garee** also trotted in on offense in 2005, catching a pass as an end at Miami. **DT Sam Wilder** had been the last before 2005, as he caught a 9-yard pass against Kansas State in 2002. **DT Justin Bannan**, did the same, catching a 12-yard TD pass on his only play at Missouri in 2000. **CB Ben Kelly** tried tailback in 1999 at Texas Tech; he finished with three yards on one carry (a nice 5-yard run was wiped out by a penalty). Between 1994 and 2005, several Buffs played on both sides of the ball, as offensive linemen often played on the goal line or short yardage defense units—**OG Heath Irwin**, **OG Clint Moore**, **OG Chris Naeole**, **OT Melvin Thomas** and **OG Brad Bedell** all did it at one time or another between 1993 and 1998. In 1990, **OLBs Alfred Williams** and **Kanavis McGhee** played some tight end in a 64-3 win over Kansas State (Williams caught a pass for 17 yards, McGhee didn't catch the one thrown his way). The last offensive skill player before Frazier in 2014 to swing over and try some defense was Westbrook (four snaps at strong safety) against Baylor in 1993.

WHY CU AND NOT UC?

A question often asked of many former Big Eight schools: Why is it the University of Colorado, but the moniker is CU and not UC? (The same applies at Kansas—KU, Missouri—MU, Nebraska—NU and Oklahoma—OU). "Midwestern casualness," said CU historian, the late Fred Casotti. It has always been this way at Colorado, for whatever reason, and at the other four—but seemingly nowhere else in the USA (except for Tulsa, but its midwest, too). In the 1950s, there was a concerted effort to eliminate the use of "CU" on the Boulder campus, both as a symbol and in speech, but Casotti said that no one would buy into it. "Nobody would change," he said. "It's easier to say than U of C, UC sounds like slang or something (as in 'you see'), and it was traditional. By trying to eliminate it, they reinforced it."

HISTORY OF THE END ZONE "COLORADO"

As in the south end zone, that is. In 1967, the stadium was lowered when the track was removed, and that area remained basically a dirt hill. Former long-time senior associate A.D. **Jon Burianek** said that we tried to grow grass and bushes there, but none took. The first artificial field was installed during the summer of 1971, and that area was then covered with asphalt and the large, block COLORADO was painted on it, then in all-white block lettering. Trim was later added, and at one time, when blue was one of the school colors, the end zone as well was painted blue instead of the familiar black.

NO. 33 IN THE WORLD

In the 2015 world university rankings by the *TimesHigherEducation.co.uk*, the **University of Colorado** held its previous position of being the **No. 33** ranked university in the world (which translates to the solar system, the galaxy and the universe). Unlike other rankings that are based more on cost of attendance and class sizes, this ranking is based on teaching (the learning environment, 30%), research (volume, income and reputation, 30%), citations (research influence, 30%), international outlook (staff and students, 7.5%) and industry income (innovation, 2.5%). Nine Pac-12 schools made the Top 100, led by Stanford (No. 2) and California (No. 3); Harvard came in at No. 1 with M.I.T. (No. 4) and the University of Cambridge (U.K., No. 5) rounding out the top five. UCLA (No. 12), Washington (No. 16), Colorado (No. 33, the 25th U.S. school), Southern California (No. 47), Arizona (No. 78), Arizona State (No. 79) and Utah (No. 85) completing the Pac-12 listing.

99 IS SO NICE

Colorado scored for the seventh time in its history on a 99-yard drive to close out the scoring in the 2015 Arizona State game. **TB Christian Powell** started it with a 42-yard burst from the CU 1, and a Sefo Liufau-to-Nelson Spruce touchdown pass covering 31 yards ended the seven play march over a gassed ASU defense. CU covered the 99 yards in the third fewest plays of the seven, and it was just the second to occur in Boulder:

99—vs. Northwestern at Evanston, Sept. 29, 1951 (6 plays)
99—vs. Miami, Fla., at Miami, Oct. 13, 1961 (21 plays)
99—vs. Iowa State in Boulder, Oct. 29, 1988 (8 plays)

99—vs. Oklahoma at Norman, Oct. 19, 1991 (8 plays)
99—vs. Oklahoma at Norman, Oct. 19, 1991 (14 plays)

99—vs. Arizona State in Boulder, Sept. 13, 2014 (7 plays)

99—vs. Oklahoma State at Stillwater, Oct. 27, 2001 (5 plays)

AROUND THE NATION

Colorado has traditionally stocked its rosters primarily with players from three states: Colorado, California and Texas (74.7 percent of the entire roster—active, those reporting the first day of class and inactive—as of September 4: 89 of 119 players). The roll call of state producers for the Buffaloes: Colorado **39**, California **35**, Texas **15**, Georgia **6**, Florida **5**, Arizona **4**, Hawai'i **3**, Louisiana **2**, Illinois **1**, Arkansas **1**, New Jersey **1**, Oklahoma **1**, Oregon **1**, Utah **1**, Washington **1**, Wisconsin **1**. That's **16** states total along with **AUSTRALIA (1)** and **FINLAND (1)** that has produced the make-up of this year's team.

➔ **AROUND THE WORLD:** Two Buffaloes were born outside of the United States: **OL Mo Bandi** (India), **OL Jonathan Huckins** (London, England).

THE BUFFS IN NFL STADIUMS

The Buffaloes have played 23 games to date in seven current NFL venues, owning a record of **13-10** (9-5 in Denver, 1-0 in Foxborough, 1-0 in San Diego, 1-0 in Seattle, 1-2 in Houston, 0-1 in Jacksonville, 0-1 in Kansas City and 0-1 in Santa Clara). All-time, the Buffs are **19-21-1** playing games in stadiums that simultaneously hosted NFL teams (11-6 in Denver, 1-0 in Foxborough, 1-0 in Irving, 1-0 in San Diego, 1-0 in Seattle, 2-3 in Houston, 1-2 in Miami 1-2 in Tempe, 0-2-1 in Anaheim, 0-1 in Jacksonville, 0-1 in Kansas City, 0-1 in Santa Clara and 0-3 in Los Angeles).

10 (NOT BO DEREK)

With 10 wins in 2016, the Buffaloes had their most victories since finishing 10-3 in 2001. It was the eighth time that the Buffaloes have won 10 or games in a season, joining six previous teams under four different coaches: under Eddie Crowder in **1971** (10-2); under Bill McCartney in **1989** (11-1), **1990** (11-1-1) and **1994** (11-1); under Rick Neuheisel in **1995** (10-2) and **1996** (10-2); under Gary Barnett in **2001** (10-3) and now under **Mike MacIntyre** in 2016 (10-4). Colorado has also won at least nine games 14 times in its history.

➔ CU won six straight conference games in 2016 within the same season for the first time since opening 7-0 in the Big 12 in 1996. In the 1961, 1989 and 1990 seasons, CU also finished 7-0 on its way to Big 8 titles those years. The eight Pac-12 wins in '16 were the most CU has ever won in a conference season.

TOUCHDOWNS ON FIRST CAREER TOUCH

There are now three players on the current CU roster that scored a touchdown on their first career touch (two on offense). **Jay MacIntyre** did it a redshirt frosh against Nicholls State in 2015, and in 2016 against Idaho State, **Kabion Ento** accomplished the feat. Fast-forward to 2017, as WR Laviska Shenault joined the club when he picked up a fumble on punt return duty and raced 55 yards for a score, and in the process became the 15th known player to do so in CU history. Not including those players whose first career interception were returned for scores (*see page 26*), here's a list of known players in CU history that scored a TD the first time they touched the football:

Player	Date	Opponent	Score	How
Lamar Meyer	Sept. 18, 1954	DRAKE	W 61-0	26 pass from Frank Bernardi
Gerry Leahy	Sept. 25, 1954	COLORADO STATE	W 46-0	8 pass from Homer Scott
Leon Mavity	Sept. 30, 1961	OKLAHOMA STATE	W 24-0	60 yard punt return
Chuck Morris	Nov. 25, 1961	IOWA STATE	W 34-0	12 pass from Pat Young
Roger Wissmiller	Oct. 20, 1962	at Iowa State	L 19-57	2 pass from Frank Cesarek
Larry Ferguson	Sept. 15, 1973	at Louisiana State	L 6-17	37 yard run
Mike Kerin	Sept. 27, 1975	WICHITA STATE	W 52-0	32 yard pass from Jeff Austin
Craig Keenan	Sept. 25, 1982	WYOMING	L 10-24	1 yard run

Player	Date	Opponent	Score	How
James Kidd	Sept. 11, 1993	BAYLOR	W 45-21	25 yard pass from Vance Joseph
Jeremy Bloom	Aug. 31, 2002	Colorado State	L 14-19	75 yard punt return
DaVaughn Thornton	Nov. 6, 2010	at Kansas	L 45-52	12 yard pass from Cody Hawkins
Scott Fernandez	Nov. 10, 2012	at Arizona	L 31-56	71 yard pass from Connor Wood
Jay MacIntyre	Sept. 26, 2015	NICHOLLS STATE	W 48-0	38 yard pass from Sefo Liufau
Kabion Ento	Sept. 10, 2016	IDAHO STATE	W 56-7	69 yard pass from Steven Montez
Laviska Shenault	Sept. 9, 2017	TEXAS STATE	W 37-3	55 yard punt return

THE GAMES THEY REMEMBER ARE PLAYED IN NOVEMBER

Colorado opened the month of November 2016 with a 20-10 win over UCLA and then won its final road game of the year at Arizona, 49-24 – its most November points since defeating Nebraska 65-51 in 2007; the last time CU opened the month of November with a win was back in the 2009 season. CU is **54-19** dating back to the mid-1980s against unranked teams in November and is **7-18** against Pac-12 opponents in the month. The Buffs were undefeated (**4-0**) in this "November to Remember," its best since 3-0 marks in 1989, 1990, 1992, 1993, 1994, 1995, 2001 and 2004; CU was last 4-0 in November in 1975.

SOUTH PARK RALPHIE INTRO

Most know that the creators of Comedy Central's popular *South Park* are University of Colorado alums: **Trey Parker**, **Matt Stone** and animator **Eric Stough**. Trey voices **Eric Cartman**, he teamed with Eric this summer to create a short (roughly 20 seconds) vignette that debuted during the countdown to kickoff prior to the 2014 Arizona State game. It's been a hit since, especially among the CU student section. Cartman is seen in his usual garb and he introduced Ralphie before the real buffalo led the Buffs on the field.



BUFFS BACK ON TV IN DENVER

CU had been without a weekly television presence in Denver since the 2011-12 athletic year: but last year the Buffs returned to the local airways.

The **Buffalo Stampede** returned with a new format and a new home: **Altitude Sports** (Comcast Ch. 25/725 HD). The show initially airs on Wednesday nights at 11:00 p.m., with several replays over the following two days. It also is picked up by Pac-12 Mountain and repeats a few times weekly as well.

It will again run through the men's and women's basketball seasons.

PRESEASON ALL-PAC 12 CONFERENCE

- SN J.T. BALE (fourth-team: *Athlon Sports*)
- WR BRYCE BOBO (third-team: *Phil Steele's College Football*)
- WR SHAY FIELDS (first-team: *Athlon Sports*; second-team: *Lindy's College Football*; *Phil Steele's College Football*; *collegesportsmadness.com*)
- OT JEROMY IRWIN (first-team: *Lindy's College Football*, *Phil Steele's College Football*, *collegefootballnews.com*; second-team: *Athlon Sports*; *collegesportsmadness.com*)
- KR ANTHONY JULMISSE (fourth-team: *Athlon Sports*)
- P ALEX KINNEY (third-team: *Lindy's College Football*)
- OG GERRAD KOUGH (third-team: *Phil Steele's College Football*)
- S AFOLABI LAGUDA (third-team: *Athlon Sports*; fourth-team: *Phil Steele's College Football*)
- TB PHILLIP LINDSAY (first-team: *Athlon Sports (at all-purpose)*; second-team: *Lindy's College Football*; *Phil Steele's College Football*; *collegesportsmadness.com*)
- OG TIM LYNOTT, Jr. (third-team: *Athlon Sports*; fourth-team (at C): *Phil Steele's College Football*)
- WR JAY MACINTYRE (third-team: *Lindy's College Football (at all-purpose)*)
- S RYAN MOELLER (fourth-team: *Athlon Sports*)
- CB ISAIAH OLIVER (second-team: *Athlon Sports*; *Phil Steele's College Football*; *collegesportsmadness.com*)
- PR ISAIAH OLIVER (second-team: *Phil Steele's College Football*; third-team: *collegesportsmadness.com*; fourth-team: *Athlon Sports*)

BUFFALOES ON NATIONAL AWARD LISTS

(WATCH LISTS/OFFICIAL NOMINATIONS)

- Maxwell Award (national player of the year): **TB Phillip Lindsay** (one of 85 players on official watch list)
- Biletnikoff Award (top receiver): **WR Shay Fields**, **WR Devin Ross** (two of 45 players on official watch list)
- CFPA National Performer of the Year (CFB performance awards): **TB Phillip Lindsay** (one of 36 players on preseason watch list)
- Earl Campbell Tyler Rose Award (most outstanding offensive player with ties to state of Texas): **QB Steven Montez** (one of 45 on the official watch list)
- Paul Hornung Award (most versatile player): **TE/DE George Frazier** (one of 46 players on official watch list)
- Lott IMPACT Trophy (character & performance/defensive player): **OLB Derek McCartney** (one of 42 players on official watch list)
- Doak Walker (top running back): **TB Phillip Lindsay** (one of 61 players on official watch list)
- Danny Wuerffel Award (athletic, academic & community achievement): **OLB Derek McCartney** (one of 109 players on official watch list)
- Senior Bowl Watch List: **WR Bryce Bobo**, **WR Shay Fields**, **OG Gerrad Kough**, **S Afolabi Laguda**, **TB Phillip Lindsay**, **OLB Derek McCartney**, **WR Devin Ross**.

NATIONAL TOP 100 PLAYER/COACH RATINGS

- Head Coaches: Mike MacIntyre (No. 28, *newarena.com*)
- Centers: Tim Lynott, Jr. (No. 30, *Phil Steele's College Football*)
- Offensive Guards: Gerrad Kough No. 42, *Phil Steele's College Football*)
- Inside Linebackers: Rick Gamboa (No. 33, *Phil Steele's College Football*)
- Offensive Tackles: Jeromy Irwin (No. 23, *Phil Steele's College Football*)
- Outside Linebackers: Derek McCartney (No. 55, *Phil Steele's College Football*)
- Quarterbacks: Steven Montez (No. 42, *Athlon Sports*)
- Running Backs: Phillip Lindsay (No. 19 *Lindy's College Football*; No. 28, *Phil Steele's College Football*; one of eight honored by Columbus Touchdown Club)
- Wide Receivers: Shay Fields (No. 15, *Lindy's College Football*; No. 41, *Phil Steele's College Football*)

PAC-12 PLAYER RATINGS

collegefootballnews.com (overall top 30): Phillip Lindsay (No. 11), OT Jeromy Irwin (No. 24)

NATIONAL UNIT RATINGS

- Defensive Backs: No. 41 (*Phil Steele's College Football*)
- Offensive Line: No. 49 (*Phil Steele's College Football*)
- Running Backs: No. 20 (*Phil Steele's College Football*)
- Wide Receivers: No. 2 (*Lindy's College Football*, *Phil Steele's College Football*), No. 5 (*Athlon Sports*)

PRESEASON TEAM RANKINGS

Publication	National	P-12 South	Publication	National	P-12 South	Publication	National	P-12 South
Cap Heresy	No. 23	2nd	Phil Steele's College Football	*No. 40	4th	Street & Smith's	3rd
USA Today/Coaches Poll	No. 27	...	CompuhterRankings.com	No. 40	3rd	Arena Fanatic	3rd
DRatings.com	No. 29	3rd	Lindy's Pac-12 Football	No. 41	4th	Game Plan Magazines	3rd
Gold Sheet	No. 33	4th	CollegeFootballPoll.com	No. 43	3rd	Pac-12 Summer Media Poll	4th
Athlon Sports	No. 34	3rd	CBSSports.com	No. 43	4th	Simplified Football	6th
Sports Formulator	*No. 34	6th	USA Today	No. 52	4th	*—power ranking.		
Associated Press	No. 35	...	Collegefootballnews.com	No. 74	5th			
collegesportsmadness.com	No. 38	4th	McIlcece Sports	2nd			

CU TO RETIRE THE LATE RASHAAN SALAAM'S NUMBER 19


CU announced on August 25 that it will permanently retire uniform number 19 after this season to honor the late **Rashaan Salaam**, as the announcement took place Friday at the school's annual football kickoff luncheon hosted by the Boulder Chamber of Commerce. Salaam, the Heisman Trophy and Doak Walker Award winner for the 1994 season, was also a unanimous All-American and the Walter Camp National Player of the Year after having one of the best individual seasons in college football history. He tragically took his own life last Dec. 5 in Boulder at the age of 42.

The jersey will officially be retired on October 28, when CU hosts California in its annual homecoming game. Currently, senior tailback **Michael Adkins II** adorns the number, thus will be the last to wear it before it is permanently placed out of service in honor of Salaam.

A 6-foot-1, 215-pound tailback who played 8-man football at San Diego's La Jolla Country Day School, he would become just the fourth player at the time to gain 2,000 yards rushing in a season, when schools generally played an 11-game schedule and the NCAA did not count bowl statistics into season totals. He ran for 2,055 yards in averaging 6.9 yards per carry, doing so even though he did not play in five fourth quarters and on two other occasions, he played only briefly in the third quarter; over half of the yards (1,040) came against ranked opponents. He led the nation in rushing, scoring (24 TDs / 144 points) and all-purpose yards (2,349) and reeled off nine consecutive 100-yard games, including four 200-plus yard games. All the aforementioned set and remain school records.

Three numbers previously have been retired in CU's 127-year football history: No. 24 worn by quarterback/halfback **Byron White** in 1936-37 (he wore No. 8 in 1935); No. 67 worn by guard/linebacker **Joe Romig** (1959-61); and No. 11 worn by quarterback/tailback **Bobby Anderson** (1967-69). Anderson's was the last to be retired, done so at halftime of CU's 1970 spring game and right after he had been drafted in the first round by the Denver Broncos.

He won the first (and only) Heisman Trophy in Colorado history, claiming the 60th annual award as a junior, and declared early for the National Football League Draft. He was a first round pick by Chicago (21st overall) and would play three seasons for the Bears (1995-97), winning the NFC Rookie-of-the-Year honor in 1995 when he rushed for 1,074 yards and 10 TDs. Knee and ankle injuries would eventually shorten his pro career. He was inducted into CU's Athletic Hall of Fame in 2012.



STATISTICS	RUSHING						RECEIVING					
	Season	G	Att	Yards	Avg.	TD	Long	No.	Yards	Avg.	TD	Long
1992	7	27	158	5.9	1	49	1	0	0.0	0	0	
1993	9	161	844	5.2	8	36	13	118	9.1	0	18	
1994	11	298	2055	6.9	24	67t	24	294	12.3	0	41	
Totals	27	486	3057	6.3	33	67t	38	412	10.8	0	41	

ADDITIONAL CAREER STATISTICS—Kickoff Returns: 1-13, 13.0 avg., 13 long.



2016 COLORADO SCHEDULE & RESULTS (10-4, 8-1 Pac-12)

Date	CU*	Opponent	Opp*	TV	Result/Time	2016		Series	This-N-That
						Record	Record		
Sept. 2	NR	Colorado State (N: Denver)	NR	ESPN	W 44-7	7-6	64-22-2	Liufau returns from Lisfranc injury with 384 yards/TO; defense holds CSU to 225	
SEPT. 10	RV	IDAHO STATE	NR	PACMT	W 56-7	2-9	1- 0-0	CU scores on 7 of first 8 possessions en route to a record 49-0 lead at the half	
Sept. 17	RV	at Michigan	4	BTN	L 28-45	10-3	1- 4-0	Bufs sprint out to 21-7 lead but injuries, Jabrill Peppers help Michigan rally	
Sept. 24	NR	+ at Oregon	RV	PAC12	W 41-38	4-8	9-12-0	CU snaps 6-game losing streak to the Ducks, CU's second Pac-12 opener win	
OCT. 1	RV	+ OREGON STATE (FW)	NR	PAC12	W 47-6	4-8	4- 5-0	Largest margin of victory in a league game in 24 years; best start (4-1) since '05	
Oct. 8	21	+ at Southern California	RV	PAC12	L 17-21	10-3	0-11-0	USC leads 14-0 at half, CU ties game in fourth but Trojans fend off comeback	
OCT. 15	RV	+ ARIZONA STATE (N: HC)	RV	PAC12	W 40-16	5-7	1- 7-0	Bufs finally break through against Sun Devils, rush for 315 yards and 5 TDs	
Oct. 22	RV	+ at Stanford	RV	PAC12	W 10-5	10-3	4- 6-0	CU's fifth win the last 50 years with 13 or fewer points; snaps SU 4-game streak	
NOV. 3	21	+ UCLA (N)	NR	FS-1	W 20-10	4-8	3- 9-0	Bufs win defensive battle, hold Bruins to 210 yards in first win in series since '03	
Nov. 12	16	+ at Arizona (N)	NR	FS-1	W 49-24	3-9	14- 5-0	A 28-0 run over 20-minute span jumps score from 14-10 to 42-10 late in 3rd Qtr	
NOV. 19	12	+ WASHINGTON STATE	20	FOX	W 38-24	8-5	6- 4-0	Liufau rolls up 453 total yards as CU outscores WSU 17-0 over final 16 minutes	
NOV. 26	9	+ UTAH (N)	21	FOX	W 27-22	9-4	32-28-3	Win clinches Pac-12 South title; last six games in series decided by 32 points	
Dec. 2	9	Washington (N)	4	FOX	L 10-41	12-2	5-10-1	Three 3Q INTs help UW break open a 14-7 game; Liufau injured but returned	
Dec. 29	11	Oklahoma State (N: Alamo Bowl)	13	ESPN	L 8-38	10-3	26-20-1	OSU slowly pulls away, taking advantage of CU injuries in secondary	

(KEY: *—AP rank at time of game; +—Pac-12 Conference game; ◆—Pac-12 Championship game N—Night game; HC—Homecoming; FW—Family Weekend.)

GAME 1 COLORADO 17, COLORADO STATE 3 SEPTEMBER 1, 2017 SAF AT MILE HIGH, DENVER

DENVER – An anticipated high-scoring shootout never materialized in the Rocky Mountain Showdown.

Instead, Colorado scored the first 17 points of the game, then relied on its defense for the rest of the night as the Buffs posted a 17-3 win over rival Colorado State.

The Buffs received a solid rushing effort from Phillip Lindsay (19 carries, 140 yards and one TD in his seventh career 100-yard game) and some highlight passing moments from quarterback Steven Montez (21-for-29, 202 yards, 1 TD, 2 interceptions), but it was new defensive coordinator D.J. Eliot's defense that made the difference for much of the game.

The Buffs put 17 unanswered points on the board to start the game, getting a touchdown and field goal in the first quarter, then adding another touchdown early in the second period. That was all the points the Buffs would need.

"I was really excited about how hard our guys played," CU head coach Mike MacIntyre said. "We started out fast and then we kind of stalled. We had some opportunities to score more points and let them hang around. But I was really proud of our defense and our special teams. We'll look at this tape and we'll improve."

After forcing a pair of CSU punts and one of their own, the Buffs put their first points on the board with a six-play, 94-yard drive. Montez completed four passes on the drive, including a 12-yard toss over the middle to Devin Ross on third-and-5 before Lindsay finished the march with a 45-yard burst up the middle to the end zone. Chris Graham's PAT gave CU a 7-0 lead at the 7:11 mark.

The Buffs bumped the margin to 10-0 on their next possession, driving to the CSU 22 before settling for a 39-yard James Stefanou field goal. Lindsay had two carries for 29 yards on the drive.

Colorado's defense, meanwhile, kept Rams quarterback Nick Stevens and the CSU running game in check. CU forced four CSU punts in the first quarter, and after the fourth, CU needed just four plays to put up its second touchdown of the night.

Lindsay ran for 18 yards on second down and for 7 more after a penalty. Montez then finished the drive by spinning out of the pocket under pressure, rolling to his left and motioning wide receiver Shay Fields into the end zone and unloading a perfect ball to a streaking Fields, who grabbed the catch in stride for a 31-yard touchdown pass and a 17-0 lead with 13:36 left in the second quarter.

The Rams finally got on the board on their next possession, moving from their own 25 to the CU 13, where they settled for a 31-yard Wyatt Bryan field goal.

That proved to be the end of the scoring for the evening.

The Buffs had several drives stall near midfield, and finally reached inside the CSU red zone in the fourth quarter, only to see the drive end on a missed field goal. CU also had a pair of drives ended by interceptions.

The Colorado defense, however, did its job all night. CSU reached inside the red zone only twice and came away with only a field goal. The Buffs held the Rams to just 88 yards rushing and while CSU finished 309 yards passing, 145 came in the fourth quarter as they tried to mount a comeback.

The Buffs held strong down the stretch, ending CSU's last three possessions on downs (incomplete pass), a fumble recovery by Afolabi Laguda and an interception by Trey Udoffia.

The win was CU's third straight in the series and gave Colorado an all-time 65-22-2 edge.

Colorado State.....	0	3	0	0	-	3
COLORADO	10	7	0	0	-	17

SCORING	Score	Time	Qtr
COLORADO — Lindsay 45 run (Graham kick)	7- 0	7:11	1Q
COLORADO — Stefanou 39 FG	10- 0	1:38	1Q
COLORADO — Fields 31 pass from Montez (Stefanou kick)	17- 0	13:36	2Q
Colorado State — Bryan 31 FG	17- 3	9:56	2Q

TEAM STATISTICS	COLORADO	CSU
First Downs.....	19	23
Third Down Efficiency (Fourth).....	7-14 (0-0)	9-18 (0-3)
Rushes—Net Yards	38-143	33-88
Passing Yards	202	309
Passes (Att-Comp-Int).....	29-21-2	47-24-2
Total Offense.....	345	397
Return Yards	11	0
Punts: No-Average.....	5-41.0	5-42.8
Fumbles: No-Lost.....	0-0	1-0
Penalties/Yards	7/59	10/120
Quarterback Sacks—Yards.....	3-18	5-37
Time of Possession	28:43	31:17
Drives/Average Field Position	12/C27	12/CS26
Red Zone: Scores-Attempts (Points).....	0-1 (0)	1-2 (3)

Attendance: 73,932 **Time:** 3:11
Weather (85°): mostly clear skies, 22% humidity, 9 mph winds from the east

INDIVIDUAL STATISTICS

Rushing—Colorado: Lindsay 19-140, Adkins 4-10, Bisharat 1-2, Montez 12-minus 7, Team 2-minus 2. **CSU:** Dawkins 14-43, Matthews 10-31, Boddie 4-27, Clark 1-0, Stevens 4-minus 13.
Passing—Colorado: Montez 29-21-2, 202, 1 td. **CSU:** Stevens 47-24-2, 309, 0 td.
Receiving—Colorado: Bobo 8-49, Fields 6-78, Ross 2-20, Lindsay 2-16, MacIntyre 1-28, Bounds 1-6, Winfree 1-5. **CSU:** Johnson 6-71, Clark 5-72, Gallup 5-67, Dawkins 3-31, Jackson 2-47, Butler 2-5, Fackrell 1-16.
Punting—Colorado: Kinney 5-41.0 (48 long, 4 In20). **CSU:** Stonehouse 5-42.8 (59 long, 3 In20).
Punt Returns—Colorado: none. **CSU:** none. **Kickoff Returns—Colorado:** none. **CSU:** none.
Tackle Leaders—Colorado: Lewis 3,9—12; Laguda 7,4—11; Gamboa 3,8—11; Jackson 7,1—8; Moeller 6,2—8; Worthington 5,3—8; McCartney 6,0—6; Udoffia 5,0—5; Edwards 2,1—3; Mulumba 2,1—3; Oliver 2,0—2; Tuiloma 2,0—2. **CSU:** Watson 7,2—9; Hawkins 7,0—7; Hicks 5,1—6; Nutt 5,0—5; Thomas 3,2—5; Fogal 3,1—4; Robinson 3,1—4; Buys 3,0—3.
Quarterback Sacks—Colorado: Callier 1-8, Jackson 1-0, Gamboa ½-5, Sparaco ½-5. **CSU:** Thomas 1-16, Hubbard 1-8, Buys 1-5, King 1-5, McBride 1-3.
Interceptions—Colorado: Udoffia 1-0, Worthington 1-0. **CSU:** Nutt 2-0. **Passes Broken Up—Colorado:** Oliver 4, Udoffia 2, Gamboa, Moeller. **CSU:** none.

GAME NOTES

Colorado has won three straight season openers for the first time since 2003-04-05 (all against CSU both times) ... Buffs now lead the series **65-22-2 (11-6 in Denver, 22-8 since it was resumed in 1983)** ... MacIntyre is now **3-2** in season openers at CU and is **6-1** against CSU overall (**2-0** at San Jose State) ... Colorado is now **79-44-5** in 128 season openers ... CU won the coin toss and has now won **14** of the last **15** dating back to last year's opener ... The **17** points were the fewest scored by the Buffs in a season-opening win since 1970 (won 16-9 at Indiana) and the fewest by the winning team in the CU-CSU series since 2006 (CSU, 14-10 in Denver), and it is only the third time since the rivalry resumed in 1983 that the winning team didn't score at least 20 ... The **3** points the Buffaloes allowed were the fewest in a season opener since 2010 (24-3 win over CSU in Denver) and 1988 (45-3 over Fresno State in Boulder); otherwise, you have to go back to a 0-0 tie at Wisconsin in 1965 to find the last time CU allowed fewer ... It was the third time in the last 11 games that CU did not allow a touchdown, and the fewest points the Buffs have allowed in any game since a 48-0 win over Nicholls State in 2015 (the fewest by an FBS opponent since the 2010 CSU game) ... It had been eight years since CU played a game with a **scoreless** second half; last: at Kansas State, Oct. 24, 2009 (KSU won, 20-6) ... The attendance of **73,932** exceeded last year's (69,850) and is the most in the series since 2003 (76,219); it was the fifth-highest in the 17 games in Denver.

GAME 2

COLORADO 37, TEXAS STATE 3

SEPTEMBER 9, 2017

FOLSOM FIELD, BOULDER

BOULDER – Colorado broke open a tight game with a 17-point third-quarter outburst and went on to take a 37-3 win over a feisty Texas State squad at Folsom Field.

The Buffs improved to 2-0 with the win while Texas State dropped to 1-1.

While the game was never really in doubt, the Buffs had to grind this one out. CU took a 14-0 lead into the locker room at half, added 17 points to that total in the third quarter for a 31-3 lead, then tacked on two field goals in the fourth for the final tally.

Defensively, the Buffs were once again stellar, holding their opponent to a mere field goal for the second week in a row — the first time since 1958 that CU opened the season by holding its first two opponents without a touchdown. Led by three sacks from Leo Jackson III, Colorado recorded six sacks and a pair of takeaways, including a highlight-reel interception by cornerback Isaiah Oliver.

Offensively, Buffs quarterback Steven Montez finished strong, completing 19 of 31 attempts for 299 yards and a touchdown to go with a rushing touchdown. Running back Phillip Lindsay put in a workmanlike 26-carry, 87-yard effort that included a touchdown run; Buffs receivers Bryce Bobo (7 catches, 75 yards and a touchdown), Shay Fields (5-110) and Devin Ross (4-68) also had solid days; and James Stefanou added a perfect 3-for-3 day on his field goal tries.

But maybe the biggest play came on special teams. With the score still tied at 0-0 and CU's offense sputtering, the Buffs forced a Texas State punt near the end of the first quarter. CU's Oliver fielded the kick and returned it 4 yards before fumbling while attempting to spin out of a tackle. But Buffs true freshman Laviska Shenault Jr. was on the spot, snatching up the loose ball and racing 55 yards to the end zone for his

first touchdown as a Buff on his first collegiate touch. Stefanou's ensuing PAT gave the Buffs a 7-0 lead.

From that point on, the Buffs scored by more conventional means. On their next possession following Shenault's score, Montez directed CU's longest scoring drive of the year, a 9-play, 96-yard drive that culminated with Montez carrying in from 2 yards out. The CU sophomore also completed passes of 44 yards to Fields and 28 yards to Bobo on the march.

But it wasn't until the third quarter that CU's offense finally found the consistency it had been missing. The Buffs opened the half with a 58-yard drive that produced a field goal and 17-0 lead, and two possessions later added a Lindsay 7-yard touchdown run for a 24-3 edge. Colorado then put its final touchdown of the day on the board late in the period by driving 86 yards in seven plays. Montez completed four passes on the march, including a 31-yard strike to Ross, a 16-yard toss to Lindsay and an 11-yard scoring pass to Bobo.

Defensively, the Buffs were in control most of the game, although they did dodge a bullet early. Texas State running back Anthony Taylor burst loose for a 55-yard run on the first play of the game, but the CU defense then held and a Bobcats field goal try was wide left.

After that initial thrust, the Bobcats never seriously threatened to reach the end zone, getting a 32-yard field goal in the third quarter to avoid a shutout. Oliver came up with the defensive play of the day, tipping a deep ball to himself for an interception, then returning it 41 yards to set up CU's third touchdown of the game.

Texas State gained over 50 percent of its yards on four plays (145), netting 138 on its other 61 plays.

Texas State	0	0	3	0	–	3
COLORADO	7	7	17	6	–	37

SCORING	Score	Time	Qtr
COLORADO — Shenault 55 punt return (Stefanou kick)	7- 0	0:43	1Q
COLORADO — Montez 2 run (Stefanou kick)	14- 0	9:33	2Q
COLORADO — Stefanou 34 FG	17- 0	12:53	3Q
Texas State — Sherman 32 FG	17- 3	9:39	3Q
COLORADO — Lindsay 7 run (Stefanou kick)	24- 3	5:26	3Q
COLORADO — Bobo 11 pass from Montez (Stefanou kick)	31- 3	0:39	3Q
COLORADO — Stefanou 40 FG	34- 3	10:12	4Q
COLORADO — Stefanou 35 FG	37- 3	8:46	4Q

Attendance: 43,822 **Time:** 3:01
Weather (88°): sunny skies, 17% humidity, 5 mph winds from the east

TEAM STATISTICS	COLORADO	TEXAS STATE
First Downs.....	21	12
Third Down Efficiency (Fourth).....	4-15 (1-2)	2-15 (0-1)
Rushes—Net Yards	41-91	47-156
Passing Yards	339	127
Passes (Att-Comp-Int).....	36-23-0	18-8-1
Total Offense	430	283
Return Yards	116	9
Punts: No-Average.....	6-49.7	10-44.3
Fumbles: No-Lost.....	2-0	2-1
Penalties/Yards	5/35	2/16
Quarterback Sacks—Yards.....	6-27	3-23
Time of Possession	26:35	33:25
Drives/Average Field Position	15/C32	15/TS22
Red Zone: Scores-Attempts (Points).....	5-5 (27)	1-2 (3)

INDIVIDUAL STATISTICS

Rushing—Colorado: Lindsay 26-87, Adkins 4-16, Nixon 1-5, Bisharat 2-minus 1, Montez 5-minus 5, Noyer 1-minus 8, Team 2-minus 3. **Texas State:** A.Taylor 8-66, Brown 11-41, Morbley 2-23, Smith 5-11, Jones 9-5, Williams 10-4, Watts 1-3, Nelson 1-3.
Passing—Colorado: Montez 31-19-0, 299, 1 td; Noyer 5-4-0, 40, 0 td. **Texas State:** Williams 16-6-1, 95, 0 td; Jones 2-2-0, 32, 0 td.
Receiving—Colorado: Bobo 7-75, Fields 5-110, Ross 4-68, Winfree 2-28, Shenault 1-18, Lindsay 1-16, MacIntyre 1-15, Nixon 1-5, Adkins 1-4. **Texas State:** Morbley 5-96, Brown 1-12, Hays 1-11, Johnson 1-8.
Punting—Colorado: Kinney 6-49.7 (70 long, 2 In20). **Texas State:** Ripley 9-45.9 (71 long, 4 In20), Team 1-30.0
Punt Returns—Colorado: Oliver 4-16, Blackmon 1-4, Shenault 0-55. **Texas State:** White 1-9. **Kickoff Returns—Colorado:** none. **Texas State:** Haydel 2-33.
Tackle Leaders—Colorado: Lewis 2,11—13; Gamboa 0,9—9; Jackson 6,2—8; Worthington 7,3—7; Franke 3,2—5; Edwards 4,0—4; Moeller 4,0—4; Mulumba 4,0—4; Hasselbach 3,0—3; Tuiloma 3,0—3; Udoffia 2,1—3; Jones 1,2—3. **Texas State:** Loyd 7,5—12; London 6,4—10; Waddy 8,1—9; Griffin 6,1—7; Krawczyk 4,1—5; Tigg 4,1—5; Daniels 4,0—4.
Quarterback Sacks—Colorado: Jackson 3-15, Coleman 1-5, Talley 1-5, McCartney 1-2. **Texas State:** Loyd 1-8, Griffin 1-7.
Interceptions—Colorado: Oliver 1-41. **Texas State:** none. **Passes Broken Up—Colorado:** Oliver 2, Callier, Gamboa, Worthington. **Texas State:** Aneke, London.

GAME NOTES

Colorado improved to 2-0 for the second straight year (owning a 154-20 scoring edge), for the third time under Mike MacIntyre and for the 56th time in 128 seasons ... The game time of 3:01 was partially due to a reduced commercial length format the Pac-12 is experimenting with (next week, a 15-minute halftime) ... CU won the coin toss (again) and has now won 15 of the last 16 dating back to last year's opener ... In holding Texas State to a field goal, it marked the first time since 1958 that Colorado did not allow a touchdown in its first two games of the year (offensive or otherwise) ... Colorado recorded six quarterback sacks against Texas State (for 27 yards in losses), its first six-sack game since Nov. 25, 2011 at Utah ... Texas State did most of its offensive damage on four plays, as two rushes and two passes totaled 145 yards; it had 138 yards on its other 61 plays (2.3 per) ... **DE Leo Jackson** recorded the first multi-sack game of his career. In 26 games prior, he had just three career sacks ... Freshman **WR Laviska Shenault** joined an exclusive club with just 14 other members today when he scored on his first collegiate touch: he recovered an Isaiah Oliver fumble on a punt return and raced 55 yards for the score; he joined **Jeremy Bloom** (2002) as the lone two freshmen to have done it ... CU had a huge 116-9 edge in return yards ... The Buffs were turnover-free and has now played 79 turnover-free games dating back to 1946 owning a record of 53-22-4 in those games (7-3 under MacIntyre, 4-0 over the last two seasons).

GAME 3 COLORADO 49, NORTHERN COLORADO 6 SEPTEMBER 16, 2017 FOLSOM FIELD, BOULDER

BOULDER — It took Colorado longer than many expected to administer the knockout punch, but the Buffaloes survived a Northern Colorado rally, then pulled away in the second half to collect a 41-21 win at Folsom Field.

It was the first meeting between the two programs since 1934.

Buff's quarterback Steven Montez established career highs in attempts (41), completions (29), yardage (357) and touchdowns (four) while running back Phillip Lindsay ran for 151 yards and a score for his eighth career 100-yard game. The victory gave CU its first 3-0 start since 2008 and just the second since 1999.

The victory also extended CU's win streak at Folsom Field to eight, the longest since a 10-game home win streak from 1993-95.

After not giving up a touchdown in their first two games, the Buffs saw that streak come to an end in a hurry. The Bears forced a CU punt on the Buffs' first possession, then turned around and marched 70 yards in six plays for a touchdown, getting a 33-yard scoring pass from Jacob Knipp to Alex Wesley to take a 7-0 lead.

But Colorado then put 28 unanswered points on the board and looked ready to blow the game wide open.

The Buffs went 75 yards in six plays to tie the score, getting a 4-yard scoring toss from Montez to Devin Ross. The Buffs caught a break on UNC's next possession, recovering a bad snap to Knipp at the UNC 5-yard line and Colorado needed just one Phillip Lindsay run to take a 14-7 lead.

CU then added two more scores in the second quarter. Montez ended an 80-yard scoring drive with a 28-yard touchdown pass to Shay Fields, then finished a 73-yard march with a 29-yard touchdown pass to Bryce Bobo.

But almost before the announced Folsom Field crowd of 44,318 could settle in for the rout, the Bears had other ideas. UNC answered CU's fourth touchdown with a 90-yard scoring drive, finishing with a 48-yard pass from Knipp to Wesley to cut Colorado's lead to 28-14 at the half.

The Bears then took the second half opening kickoff and marched 75 yards to paydirt, with Knipp throwing 27 yards to tight end Michael McCauley for the score. At that point, Colorado's one-time 21-point lead had been cut to seven, 28-21.

The Buffs, though, finally pulled momentum back to their sideline, but not before losing a fumble deep in UNC territory. On their next possession, however, they drove for a 33-yard field goal from James Stefanou to bump their margin back to double digits, 31-21.

Montez and Co. then added an insurance touchdown in the fourth quarter, driving 85 yards in 10 plays for a touchdown. Montez completed the drive with a 14-yard scoring toss to Jay MacIntyre, his fourth touchdown pass of the day. MacIntyre became the fourth CU receiver in the game to catch a touchdown pass, joining Fields, Ross and Bobo. All four starting receivers also had at least four catches, with Ross totaling eight for 143 yards and Fields eight for 69.

The Buffs completed the scoring with a late fourth quarter field goal.

Overall, CU finished with 569 yards offense — 357 in the air and 212 on the ground — and the Buffs had scoring drives that covered 75, 80, 73 and 85 yards.

Defensively, ILB Drew Lewis had nine tackles and cornerback Isaiah Oliver had an interception for the second game in a row. The Buffs also stiffened defensively after UNC's initial score in the second half, and did not allow the Bears past midfield for the rest of the game.

Northern Colorado.....	7	7	7	0	—	21
COLORADO	14	14	3	10	—	41

SCORING	Score	Time	Qtr
Northern Colorado — Wesley 33 pass from Knipp (Root kick)	0-7	11:08	1Q
COLORADO — Ross 4 pass from Montez (Stefanou kick)	7-7	9:19	1Q
COLORADO — Lindsay 5 run (Stefanou kick)	14-7	8:01	1Q
COLORADO — Fields 28 pass from Montez (Stefanou kick)	21-7	8:21	2Q
COLORADO — Bobo 29 pass from Montez (Stefanou kick)	28-7	4:23	2Q
Northern Colorado — Wesley 52 pass from Knipp (Root kick)	28-14	1:23	2Q
Northern Colorado — McCauley 27 pass from Knipp (Root kick)	28-21	12:28	3Q
COLORADO — Stefanou 33 FG	31-21	4:30	3Q
COLORADO — MacIntyre 14 pass from Montez (Stefanou kick)	38-21	8:35	4Q
COLORADO — Stefanou 34 FG	41-21	2:15	4Q

TEAM STATISTICS	COLORADO	UNC
First Downs.....	30	18
Third Down Efficiency (Fourth).....	7-14 (0-0)	1-14 (0-0)
Rushes—Net Yards	39-212	31-71
Passing Yards	357	202
Passes (Att-Comp-Int).....	41-29-1	37-20-1
Total Offense.....	569	273
Return Yards	40	44
Punts: No-Average.....	4-38.5	10-34.2
Fumbles: No-Lost.....	3-2	2-1
Penalties/Yards	14/114	7/60
Quarterback Sacks—Yards	1-6	1-8
Time of Possession	31:26	28:34
Drives/Average Field Position	14/C34	15/NC26
Red Zone: Scores-Attempts (Points).....	5-6 (27)	0-0 (0)

Attendance: 44,318 **Time:** 3:22
Weather (54°): overcast skies, 82% humidity, 7 mph winds from the east

INDIVIDUAL STATISTICS

Rushing—Colorado: Lindsay 26-151, Montez 10-68, Adkins 1-minus 1, Team 2-minus 6. **UNC:** Riek 17-59, Knipp 6-14, Davis 4-10, Deggs 1-9, Lindsay 1-5, Stephens 1-0, Team 1-minus 26.
Passing—Colorado: Montez 41-29-1, 357, 4 td. **UNC:** Knipp 34-19-1, 202, 3 td; Regan 3-1-0, 0, 0 td.
Receiving—Colorado: Ross 8-143, Fields 8-69, Bobo 6-77, MacIntyre 4-53, Shenault 1-9, Evans 1-6, Lindsay 1-0. **UNC:** Deggs 6-45, Wesley 5-102, Stephens 2-20, McCauley 1-27, Verna 3-14, Sol 1-0, Onic 1-minus 2, Riek 1-minus 4.
Punting—Colorado: Kinney 4-38.5 (45 long, 1 In20). **UNC:** Glau 10-34.2 (42 long, 2 In20).
Punt Returns—Colorado: Blackmon 1-40, Team 1-0. **UNC:** Onic 1-0. **Kickoff Returns—Colorado:** none. **UNC:** Deggs 1-10.
Tackle Leaders—Colorado: Lewis 4,6—10; Gamboa 2,5—7; Jackson 5,0—5; Worthington 5,0—5; Fisher 3,2—5; Edwards 1,4—5; Oliver 4,0—4; Tuiloma 3,0—3; Hasselbach 1,2—3; Frazier 2,0—2; Laguda 2,0—2. **UNC:** Glau 9,1—10; Walker 8,1—9; Boyd 7,2—9; Stelzner 7,2—9; Kane 7,0—7; Swopes 6,0—6; Cameron 3,3—6; Nelson 4,0—4.
Quarterback Sacks—Colorado: McCartney 1-6. **UNC:** Morris 1-8.
Interceptions—Colorado: Oliver 1-0. **UNC:** Kane 1-44. **Passes Broken Up—Colorado:** Coleman 2, Fisher, Udoffia, Worthington. **UNC:** Walker 2, Kane, Nelson.

GAME NOTES

Colorado opened 3-0 for the 41st time in its 128-year history, but for the first time since 2008 and just the second time since opening 5-0 in 1998 (3-0 also in 2004) ... CU leads the series with UNC by a 10-2 count; this was just the fifth time in 12 games both teams scored, and the first that both did in double figures; the 62 points combined were the most ... The game time of 3:22 despite halftime being reduced to 15 minutes ... CU lost the coin toss after winning 10 in a row, but has still won 15 of the last 17 dating back to last year's opener ... Colorado gained at least 100 yards in each quarter for the first time this season and for the first time since last year's Washington State game (CU did it three times in 2016) ... The Buffaloes went 123:52 before allowing their first touchdown this season ... This marked the 41st time in school history the Buffaloes had a 100-yard rusher and 100-yard receiver in the same game (31-10 in such contests): **TB Phillip Lindsay** (26-151 rushing) and **WR Devin Ross** (8-143; receiving); and the duo was seven yards receiving short of becoming the first 150/150 in CU annals (previous closest was nine rushing yards on two occasions) ... CU's receivers nicknamed themselves the "Blackout Boyz," mainly led by the four starters: seniors **Bryce Bobo**, **Shay Fields** and **Devin Ross** and junior **Jay MacIntyre**. Those four combined for 26 catches for 342 yards (13.2 per), with four touchdowns and all 16 first downs earned in the passing game ... Though just with six career starts (and a 5-1 record), **QB Steven Montez** has already tied a significant CU record as he now has career 400-yard total offense games.

GAME 4 WASHINGTON 37, COLORADO 10 SEPTEMBER 23, 2017 FOLSOM FIELD, BOULDER

BOULDER — Seventh-ranked Washington handed Colorado a repeat of their Pac-12 title game from last year, methodically pounding out a 37-10 win before a soggy Folsom Field crowd of 47,666.

After a close first half, the Huskies pulled away after intermission, once again aided by an interception return for a touchdown — one of three interceptions thrown by Buffs quarterback Steven Montez, the same number of interceptions recorded by the Huskies in last year's game.

Washington, which outscored Colorado 27-3 in the second half last year for a 41-10 win, outscored the Buffs 27-3 in the second half again. The loss dropped Colorado to 3-1 on the season (0-1 Pac-12) while the Huskies improved to 4-0, 1-0.

The Buffs ended up being their own worst enemy in clutch situations. Colorado scored first, but the Huskies then put 17 unanswered points on the board off CU miscues and the UW offense wore down the Buffs defense.

Colorado drew first blood, taking the opening kickoff and marching 75 yards in 11 plays for the score. Montez completed four passes for 54 yards on the drive, including throws of 13 yards to Bryce Bobo and 22 yards to Devin Ross. Phillip Lindsay carried six times for 21 yards, including a 1-yard touchdown run. James Stefanou's PAT gave Colorado a 7-0 lead with 10:24 to go in the first quarter.

The Buffs then threatened to extend that margin after an Afolabi Laguda interception ended the Huskies' first possession. Colorado drove from its own 20 into Washington territory, but the drive stalled at the UW 40 and the Buffs punted.

Colorado got one more break on the Huskies' ensuing possession when UW kicker Tristan Vizcaino was wide right on a 32-yard field goal try.

But the Buffs' luck broke the other way on their next possession when Montez came up short on a third-down run, forcing a CU punt. The Huskies crashed protection and blocked an Alex Kinney kick, recovering at the Colorado 12.

Four plays later, the Huskies tied the game on a 1-yard Myles Gaskin run.

From that point on, the Buffs continued to create opportunities for the Huskies. On CU's next possession, Colorado drove into Washington territory before a Montez pass bounced off Lindsay's hands into those of UW's Jordan Miller. Nine plays later, the Huskies got a 25-yard go-ahead field goal for a 10-7 lead.

CU's next possession ended with a Montez interception in the end zone and UW ran out the clock to end the half.

The Huskies then methodically pulled away from the Buffs in the second half. Washington took the kickoff and marched 74 yards for a TD, with a CU penalty on a third-down incompleting keeping the drive alive. The Huskies capped the drive with a 43-yard touchdown pass from Jake Browning to Quinten Pounds for a 17-7 lead.

Colorado managed to answer with a scoring drive of its own, going 53 yards before settling for a 49-yard James Stefanou field goal to close to within 17-10. The Buffs then caught a break on UW's next possession when Vizcaino missed another field goal try.

But the Buffs then committed their biggest mistake of the night on their next possession when UW cornerback Myles Bryant broke on a Montez pass, picked it off and raced 35 yards to the end zone, giving the Huskies a 24-10 lead.

From that point on, Washington ground the Buffs down. The Huskies added a seven-play, 61-yard scoring drive early in the final period to go up 31-10, then added their final score of the night when Gaskin went 57 yards for a score midway through the fourth quarter.

Washington	0	10	14	13	-	37
COLORADO	7	0	3	0	-	10

SCORING	Score	Time	Qtr
COLORADO — Lindsay 1 run (Stefanou kick)	7-0	10:24	1Q
Washington — Gaskin 1 run (Vizcaino kick)	7-7	9:04	2Q
Washington — Vizcaino 25 FG	7-10	3:36	2Q
Washington — Pounds 43 pass from Browning (Vizcaino kick)	7-17	11:38	3Q
COLORADO — Stefanou 49 FG	10-17	7:28	3Q
Washington — Bryant 35 interception return (Vizcaino kick)	10-24	2:03	3Q
Washington — Ahmed 6 run (Vizcaino kick)	10-31	11:16	4Q
Washington — Gaskin 57 run (kick failed)	10-37	7:17	4Q

TEAM STATISTICS	COLORADO	WASHINGTON
First Downs	20	20
Third Down Efficiency (Fourth)	7-15 (0-1)	5-10 (0-0)
Rushes—Net Yards	43-120	39-254
Passing Yards	191	160
Passes (Att-Comp-Int)	30-22-3	21-11-1
Total Offense	311	414
Return Yards	6	54
Punts: No-Average	5-29.0	1-51.0
Fumbles: No-Lost	3-0	0-0
Penalties/Yards	3/35	3/20
Quarterback Sacks—Yards	1-0	5-25
Time of Possession	30:52	29:08
Drives/Average Field Position	11/C24	11/W31
Red Zone: Scores-Attempts (Points)	1-1 (7)	3-4 (27)

Attendance: 47,666 **Time:** 2:57
Weather (45°): light rain/drizzle, 100% humidity, 8 mph winds from the northeast

INDIVIDUAL STATISTICS

Rushing—Colorado: Lindsay 19-68, Montez 15-49, Bisharat 5-11, Ross 1-4, Evans 1-3, Noyer 1-minus 4, Team 1-minus 11. **Washington:** Gaskin 27-202, Ahmed 6-27, McClatcher 1-15, Browning 2-9, Pleasant 1-5, Team 2-minus 4.

Passing—Colorado: Montez 27-21-3, 171, 0 td; Noyer 3-1-0, 20, 0 td. **Washington:** Browning 21-11-1, 160, 1 td.

Receiving—Colorado: Fields 5-36, Winfree 5-33, Lindsay 5-32, Ross 4-41, Bobo 2-29, Shenault 1-20. **Washington:** McClatcher 4-44, Pettis 3-54, Bryant 2-12, Pounds 1-43, Lenius 1-7.

Punting—Colorado: Kinney 4-36.2 (45 long, 2 In20), Team 1-0.0. **Washington:** Whitford 1-51.0 (51 long, 0 In20).

Punt Returns—Colorado: Blackmon 1-6. **Washington:** Vea 1-17. **Kickoff Returns—Colorado:** Nixon 3-77, Blackmon 2-34. **Washington:** McGrew 2-38.

Tackle Leaders—Colorado: Gamboa 5,4—9; Lewis 3,6—9; Jackson 4,2—6; Franke 1,4—5; Udoffia 4,0—4; Worthington 2,2—4; Edwards 1,3—4; Laguda 1,1—2; Mulumba 0,2—2; Tuiloma 0,2—2; Four with 1,0—1 (Fisher, Landman, McCartney, Oliver). **Washington:** Victor 7,3—10; Bierra 5,2—7; Bryant 4,3—7; Joyner 4,2—6; Bowman 4,2—6; Rapp 3,3—6; Burr 3,2—5.

Quarterback Sacks—Colorado: Jackson 1-0. **Washington:** Victor 1-6, Bowman 1-5, Constantine 1-4, Onwuzurike 1-1, Team 1-9.

Interceptions—Colorado: Laguda 1-0. **Washington:** Miller 2-2, Bryant 1-35. **Passes Broken Up—Colorado:** Gamboa, Oliver. **Washington:** none.

GAME NOTES

This was the first time it rained during a game at Folsom Field in two years (there was light to moderate rain throughout the Oregon game on Oct. 3, 2015; just the second game with rain since 2006) ... Because of the weather and slippery conditions, CU's live buffalo mascot, Ralphie V, did not run in either half ... **WR Juwann Winfree** made his first career start; **DL Jase Franke** made his first career start at defensive end but his second overall ... Washington won its seventh straight in the series to extend its lead to **11-5-1** (CU's last win over the Huskies was in the '96 Holiday Bowl) ... The Buffs dropped to **1-1** when wearing silver helmets-black jerseys-silver pants ... The game time of **2:57** was easily the quickest of the year, matched last year's total of sub-3 hour games (1) and was the fastest since the 2013 CU-Washington game in Seattle that took 2:48 ... CU lost the coin toss after for the second consecutive game, which had not occurred since 2015 ... The Buffaloes scored for the first time in 2017 on their first possession of the game (driving 75 yards in 11 plays) ... Colorado's first kickoff return of the season (K.D. Nixon's 27-yard effort) came **201** minutes into the year; CU went on to return five kickoffs for a 22.2 average ... **TB Phillip Lindsay** (5-32 receiving) became CU's all-time reception leader by a running back with 96 receptions (for 783 yards, which is second); he passed Rodney Stewart (2008-11) who had 93 for 969 ... **PK James Stefanou** made his career-long 49 yard field goal and improved to 7-of-8 on the season; it was the fifth-longest field goal by a freshman in school history, and his 7-of-8 start ties the fourth-best beginning in field goal makes by any kicker in CU annals ... Myles Gaskin (27-202) was the first player to rush for over 200 yards against CU since Arizona's Jared Baker did so on Oct. 17, 2015 (23-207).

NOTABLE PERFORMANCES: THE LAST TIME

INDIVIDUAL

Kickoff Return For A Touchdown	Colorado: Nelson Spruce vs. Cal in Boulder, Nov. 16, 2013 (onside, 46 yards; otherwise: M. Mosley vs. Utah, Nov. 23, 2012, 100 yds) Opponent: Reggie Dunn, Utah in Boulder, Nov. 23, 2012 (100 yards).
Punt Return For A Touchdown	Colorado: Laviska Shenault vs. Texas State in Boulder, Sept. 9, 2017 (55 yards; on a fumble return). Opponent: Boobie Hobbs, Utah in Boulder, Nov. 26, 2016 (55 yards).
Interception Return For A Touchdown	Colorado: Rick Gamboa vs. Oregon State in Boulder, Oct. 1, 2016 (20 yards). Opponent: Myles Brvant, Washington in Boulder, Sept. 23, 2017 (35 yards).
Fumble Return/Recovery For A Touchdown	Colorado: Kenneth Olugbode vs. Utah in Boulder, Nov. 26, 2016 (10 yards). Opponent: Tra'Mayne Bondurant, Arizona at Tucson, Nov. 8, 2014 (22 yards).
Blocked Punt Return For A Touchdown	Colorado: Lawrence Vickers vs. Washington State at Seattle, Sept. 11, 2004 (0 yards). Opponent: Grant Perry, Michigan at Ann Arbor, Sept. 17, 2016 (6 yards).
Blocked Field Goal Return For A Touchdown	Colorado: Has not occurred. Opponent: Max Bergen, Stanford at Palo Alto, Oct. 8, 2011 (75 yards; first-ever against Colorado)
Blocked Punt	Colorado: Andrew Bergner vs. Texas State in Boulder, Sept. 9, 2017. Opponent: Michael Jocz, Michigan at Ann Arbor, Sept. 17, 2016
Blocked PAT Kick	Colorado: Nate Bonsu vs. Arizona State in Boulder, Oct. 11, 2012. Opponent: Shemar Smith, Oregon State in Boulder, Oct. 1, 2016 (<i>kicker: Chris Graham</i>)
Blocked Field Goal	Colorado: Chidobe Awuzie vs. UCLA in Boulder, Nov. 3, 2016. Opponent: Rick Wade, UCLA in Boulder, Nov. 3, 2016 (<i>kicker: Chris Graham</i>).
Offensive Lineman To Score A Touchdown	Colorado: Alex Kelley vs. Colorado State in Denver, Sept. 2, 2016 (recovered fumble in end zone). Opponent: Has not occurred.
Defensive Two-Point Conversion	Colorado: Greg Biekert vs. Nebraska in Boulder, Nov. 2, 1991. Opponent: Has not occurred.
300 Yards Total Offense	Colorado: 425, Steven Montez vs. Northern Colorado in Boulder, Sept. 16, 2017 (<i>357 pass, 68 rush</i>). Opponent: 321, Mason Rudolph, Oklahoma State at San Antonio (<i>Alamo Bowl</i>), Dec. 29, 2016 (<i>314 pass, 7 rush</i>).
400 Yards Total Offense	Colorado: 425, Steven Montez vs. Northern Colorado in Boulder, Sept. 16, 2017 (<i>357 pass, 68 rush</i>). Opponent: 446, Jared Goff, California at Berkeley, Sept. 27, 2014 (<i>458 pass, -12 rush</i>).
100 Yards Rushing	Colorado: 151, Phillip Lindsay vs. Northern Colorado in Boulder, Sept. 16, 2017 (<i>26 attempts</i>). Opponent: 202, Myles Gaskin, Washington in Boulder, Sept. 23, 2017 (<i>27 attempts</i>).
200 Yards Rushing	Colorado: 219, Phillip Lindsay vs. Arizona State in Boulder, Oct. 15, 2016 (<i>26 attempts</i>). Opponent: 202, Myles Gaskin, Washington in Boulder, Sept. 23, 2017 (<i>27 attempts</i>).
300 Yards Rushing	Colorado: 309, Chris Brown vs. Kansas at Lawrence, Oct. 12, 2002. Opponent: 366, Ka'Deem Carey, Arizona at Tucson, Nov. 10, 2012 (<i>25 carries</i>).
Three Touchdowns Rushing	Colorado: 3, Sefo Liufau vs. Washington State in Boulder, Nov. 19, 2016. Opponent: 4, Javorius "Buck" Allen, Southern California in Boulder, Nov. 23, 2013.
Four Touchdowns Rushing	Colorado: 4, Michael Adkins II vs. Charleston Southern in Boulder, Oct. 19, 2013. Opponent: 4, Ka'Deem Carey, Arizona in Boulder, Oct. 26, 2013.
Two 100-Yard Rushers	Colorado: Phillip Lindsay (31-144) and Sefo Liufau (23-108) vs. Washington State in Boulder, Nov. 19, 2016. Opponent: Miles Gaskin (29-159) and Lavon Coleman (18-101), Washington at Santa Clara (<i>Pac-12 Championship</i>), Dec. 2, 2016.
Three 100-Yard Rushers	Colorado: Jon Keyworth (18-124), Paul Arendt (23-116) and Ward Walsh (15-101), vs. Air Force at USAFA, Nov. 21, 1970. Opponent: David Overstreet (18-258), Darrell Shepard (3-151) and George Rhymes (9-110), Oklahoma in Boulder, Oct. 4, 1980.
300 Yards Passing	Colorado: 357, Steven Montez vs. Northern Colorado in Boulder, Sept. 16, 2017. Opponent: 309, Nick Stevens, Colorado State in Denver, Sept. 1, 2017.
400 Yards Passing	Colorado: 455, Sefo Liufau vs. California at Berkeley, Sept. 27, 2014 (<i>46-of-67</i>). Opponent: 458, Jared Goff, California at Berkeley, Sept. 27, 2014 (<i>24-of-42</i>).
Three Touchdowns Passing	Colorado: 4, Steven Montez vs. Northern Colorado in Boulder, Sept. 16, 2017. Opponent: 3, Jacob Knipp, Northern Colorado in Boulder, Sept. 16, 2007.
Four Touchdowns Passing	Colorado: 4, Steven Montez vs. Northern Colorado in Boulder, Sept. 16, 2017. Opponent: 5, Mike Bercovici, Arizona State at Tempe, Oct. 10, 2015.
Five Touchdowns Passing	Colorado: 7, Sefo Liufau vs. California at Berkeley, Sept. 27, 2014 (school record). Opponent: 5, Mike Bercovici, Arizona State at Tempe, Oct. 10, 2015.
Three Interceptions Thrown	Colorado: 3, Steven Montez vs. Washington in Boulder, Sept. 23, 2017. Opponent: 3, Ryan Burns, Stanford at Palo Alto, Oct. 22, 2016.
Four Interceptions Thrown	Colorado: 4, Nick Hirschman vs. Utah in Boulder, Nov. 23, 2012. Opponent: 4, Graham Harrell, Texas Tech at Lubbock, Oct. 27, 2007.
10 Receptions	Colorado: 11, Phillip Lindsay vs. UCLA in Boulder, Nov. 3, 2016 (<i>76 yards</i>) (school record by a running back) Opponent: 11, Gabe Marks, Washington State at Pullman, Nov. 21, 2015 (<i>110 yards</i>).
100 Yards Receiving	Colorado: 143, Devin Ross vs. Northern Colorado in Boulder, Sept. 16, 2017 (<i>8 receptions</i>). Opponent: 102, Alex Weslev, Northern Colorado in Boulder, Sept. 16, 2017 (<i>5 receptions</i>).
200 Yards Receiving	Colorado: 209, Paul Richardson vs. Central Arkansas in Boulder, Sept. 7, 2013 (<i>11 receptions</i>). Opponent: 208, Ryan Broyles, Oklahoma at Norman, Oct. 30, 2010 (<i>9 receptions</i>).
Two Touchdowns Receiving	Colorado: 2, Shay Fields vs. Arizona at Tucson, Nov. 12, 2016. Opponent: 2, Alex Weslev, Northern Colorado in Boulder, Sept. 16, 2017.
Three Touchdowns Receiving	Colorado: 3, Shay Fields vs. Oregon State in Boulder, Oct. 1, 2016. Opponent: 3, Nelson Agholor, Southern California at Los Angeles, Oct. 18, 2014.
Two 100-Yard Receivers	Colorado: Paul Richardson (11-140) and Nelson Spruce (8-140) vs. California in Boulder, Nov. 16, 2013. Opponent: Nelson Agholor (6-128) and Juju Smith (4-104), Southern California at Los Angeles, Oct. 18, 2014.
100-Yard Rusher & Receiver	Colorado: Phillip Lindsay (26-151) rushing and Devin Ross (8-143) receiving vs. Northern Colorado in Boulder, Sept. 16, 2017. Opponent: Justice Hill (19-100 rushing) & James Washington (9-171 receiving), Oklahoma State in San Antonio, Dec. 29, 2016.
100-Yard Rusher & Receiver (same player)	Colorado: Cortlen Johnson (27-172 rushing; 6-105 receiving), vs. Iowa State at Ames, Nov. 10, 2001. Opponent: Has not occurred.

The Last Time, continued...

Four Touchdowns In A Game	Colorado: 4, Michael Adkins II vs. Charleston Southern in Boulder, Oct. 19, 2013 (4 rushing). Opponent: 4, Ka'Deem Carey, Arizona in Boulder, Oct. 26, 2013.
Four Field Goals In A Game	Colorado: 4, Will Oliver vs. Colorado State in Denver, Sept. 1, 2013. Opponent: 4, Alex Henery, Nebraska in Lincoln, Nov. 28, 2008.
50-Yard Field Goal	Colorado: 54, Davis Price vs. Oregon State in Boulder, Oct. 1, 2016 (<i>CU freshman record</i>) Opponent: 52, Jared Roberts, Colorado State in Denver, Aug. 29, 2014.
Two Interceptions In A Game	Colorado: 2, Tedric Thompson vs. Utah in Boulder, Nov. 26, 2016. Opponent: 2, Jordan Miller, Washington in Boulder, Sept. 23, 2017.
Three Interceptions In A Game	Colorado: 3, Terrence Wheatley vs. Texas Tech at Lubbock, Oct. 27, 2007. Opponent: 3, Philip Thomas, Fresno State at Fresno, Sept. 15, 2012.
Four Interceptions In A Game	Colorado: Has not occurred. Opponent: 4, Frank Nelson, Utah at Salt Lake City, Nov. 2, 1946.
Three Quarterback Sacks In A Game	Colorado: 3 (for 15 yards), Leo Jackson vs. Texas State in Boulder, Sept. 9, 2017 (Josh Hartigan vs. K-State in Boulder, 11/20/10) Opponent: 4 (for 31 yards), Vilas Fauonuku, Utah at Salt Lake City, Nov. 28, 2015.
Four Quarterback Sacks In A Game	Colorado: 4½ (for 46), Ron Woolfork vs. Iowa in Boulder, Sept. 26, 1992. Opponent: 4 (for 31 yards), Vilas Fauonuku, Utah at Salt Lake City, Nov. 28, 2015.

TEAM

Shut Out (Defensive)	Colorado: Game: 48-0, vs. Nicholls State in Boulder, Sept. 26, 2015. Through 3rd Qtr: 37-0, vs. Colorado State in Denver, Sept. 2, 2016. At Half: 14-0, vs. Texas State in Boulder, Sept. 9, 2017. Opponent: Game: 0-48, by Stanford in Boulder, Nov. 3, 2012. Through 3rd Qtr: 0-31, by Oklahoma State at San Antonio (Alamo Bowl), Dec. 29, 2016. At Half: 0-17, by Oklahoma State at San Antonio (Alamo Bowl), Dec. 29, 2016.
Safety	Colorado: vs. Oregon in Boulder, Oct. 22, 2011 (Terrel Smith tackled Cliff Harris in end zone). Opponent: by Stanford at Palo Alto, Oct. 22, 2016 (Sefo Liufau ran out of back of end zone).
Held To No Offensive Touchdowns	Colorado: by Washington State at Pullman, Nov. 21, 2015. Opponent: Texas State in Boulder, Sept. 9, 2017; Colorado State in Denver, Sept. 1, 2017; Stanford at Palo Alto, Oct. 22, 2016.
30 First Downs In A Game	Colorado: 30, vs. Northern Colorado in Boulder, Sept. 16, 2017. Opponent: 30, by Washington State at Pullman, Nov. 21, 2015.
Held Under 10 First Downs	Colorado: 9, by Washington at Santa Clara, Pac-12 Championship Game, Dec. 2, 2016. Opponent: 7, vs. Arizona State in Boulder, Oct. 15, 2016.
500 Yards Total Offense In A Game	Colorado: 569, vs. Northern Colorado in Boulder, Sept. 16, 2017 (212 rush, 357 pass). Opponent: 527, Oklahoma State at San Antonio (<i>Alamo Bowl</i>), Dec. 29, 2016 (189 rush, 338 pass).
600 Yards Total Offense In A Game	Colorado: 603, vs. Washington State in Boulder, Nov. 19, 2016 (258 rush, 345 pass). Opponent: 616, by Arizona in Boulder, Oct. 17, 2015 (291 rush, 325 pass).
Held Under 200 Yards Total Offense In A Game	Colorado: 163, by Washington at Santa Clara, Pac-12 Championship Game, Dec. 2, 2016 (82 rush, 81 pass). Opponent: 199, Arizona State in Boulder, Oct. 15, 2016 (50 rush, 149 pass).
Held Under 100 Yards Total Offense In A Game	Colorado: 76, by Stanford in Boulder, Nov. 3, 2012 (-21 rush, 97 pass). Opponent: 96, Idaho State in Boulder, Sept. 10, 2016 (29 rush, 67 pass).
300 Yards Rushing In A Game	Colorado: 315, vs. Arizona State in Boulder, Oct. 15, 2016. Opponent: 361, by Oregon in Boulder, Oct. 3, 2015.
400 Yards Rushing In A Game	Colorado: 427, vs. Kansas at Lawrence, Oct. 12, 2002. Opponent: 405, by Arizona in Boulder, Oct. 26, 2013.
500 Yards Rushing In A Game	Colorado: 502, vs. Missouri in Boulder, Nov. 11, 2000. Opponent: 516, by Missouri at Columbia, Oct. 6, 1984.
Held Under 100 Yards Rushing In A Game	Colorado: 91, by Texas State in Boulder, Sept. 9, 2017 (<i>41 attempts</i>). Opponent: 71, vs. Northern Colorado in Boulder, Sept. 16, 2017 (<i>31 attempts</i>).
400 Yards Passing In A Game	Colorado: 401, vs. Arizona State at Tempe, Oct. 10, 2015. Opponent: 458, by California at Berkeley, Sept. 27, 2014.
500 Yards Passing In A Game	Colorado: 533, vs. NE Louisiana in Boulder, Sept. 16, 1995. Opponent: 523, by Fresno State at Honolulu, Dec. 25, 1993 (<i>Aloha Bowl</i> ; only time ever vs. Colorado)
Held Under 100 Yards Passing In A Game	Colorado: 81, by Washington at Santa Clara, Pac-12 Championship Game, Dec. 2, 2016. Opponent: 67, vs. Idaho State in Boulder, Sept. 10, 2016.
Averaged Over Eight Yards Per Play	Colorado: 8.00, vs. Charleston Southern in Boulder, Oct. 19, 2013 (52-416). Opponent: 8.72, by Southern California at Los Angeles, Oct. 18, 2014 (61-532).
Held Under Three Yards Per Play	Colorado: 2.61, by Washington in Boulder, Nov. 17, 2012 (54-141). Opponent: 1.75, vs. Idaho State in Boulder, Sept. 26, 2015 (55-96).
Four Interception Game	Colorado: 4, vs. Texas Tech at Lubbock, Oct. 27, 2007. Opponent: 4, by Utah in Boulder, Nov. 23, 2012.
Five Interception Game	Colorado: 5, vs. Texas Tech at Lubbock, Nov. 1, 2003. Opponent: 5, by Oklahoma in Boulder, Oct. 17, 1992.
Forced Five Lost Opponent Fumbles	Colorado: 5, vs. Nebraska in Boulder, Nov. 26, 1999. Opponent: 5, by Oklahoma State at Stillwater, Nov. 8, 1980.
Forced Six Lost Opponent Fumbles	Colorado: 6, vs. Kansas State in Boulder, Oct. 22, 1983. Opponent: 6, by Nebraska at Lincoln, Oct. 25, 1975.
Forty-Minute Time of Possession Game	Colorado: 41:05, vs. UCLA at Pasadena, Oct. 31, 2015. Opponent: 42:20, by Missouri in Boulder, Nov. 1, 1997.
Turnover-Free Game	Colorado: vs. Texas State in Boulder, Sept. 9, 2017. Opponent: by Oklahoma State at San Antonio (<i>Alamo Bowl</i>), Dec. 29, 2016.
Did Not Punt	Colorado: vs. Iowa State in Boulder, Nov. 19, 1994. Opponent: by Washington at Seattle, Nov. 9, 2013 (just second time since 1983; Baylor in 2010).
Recovered Own Onside Kick	Colorado: vs. Oregon at Eugene, Nov. 22, 2014 (Nelson Spruce); 0-of-last-4. Opponent: by California in Boulder, Nov. 16, 2013 (0-of-last-1).

CAREER SINGLE GAME BESTS

(for those who have regularly appeared in games)

MICHAEL ADKINS, TB

Rushing Attempts—22, at Hawai'i, 9/03/15
 Rushing Yards—137, vs. Charleston Southern, 10/19/13
 Long Run—43, vs. Washington, 11/01/14
 Rushing TDs—4, vs. Charleston Southern, 10/19/13
 Receptions—2, six times (last: at Hawai'i, 9/03/15)
 Receiving Yards—63, vs. California, 11/16/13
 Long Reception—63, vs. California, 11/16/13 (TD)

BEAU BISHARAT, TB

Rushing Attempts—8, vs. Idaho State, 9/10/16
 Rushing Yards—19, vs. Idaho State, 9/10/16
 Long Run—7, vs. Colorado State in Denver, 9/2/16
 Rushing TDs—N/A

RONNIE BLACKMON, CB

Total Tackles—1, vs. Northern Colorado, 9/16/17
 Solo Tackles—1, vs. Northern Colorado, 9/16/17
 Interceptions—N/A
 Pass Deflections—N/A

BRYCE BOBO, WR

Receptions—10, at Southern California, 10/8/16
 Receiving Yards—110, vs. Arizona State, 10/15/16
 Long Reception—66, vs. Arizona State, 10/15/16
 Receiving TDs—2, vs. UCLA, 10/25/14

JACOB CALLIER, OLB

Total Tackles—2, vs. Texas State, 9/09/17
 Solo Tackles—1, twice (last: Texas State, 9/09/17)
 QB Sacks—1, vs. Colorado State, 9/01/17
 Third Down Stops—2, vs. Colorado State, 9/01/17

TIM COLEMAN, OLB

Total Tackles—3, at Arizona, 11/12/16
 Solo Tackles—2, 4 times (last: at Arizona, 11/12/16)
 Third Down Stops—3, vs. Northern Colorado, 9/16/17
 QB Sacks—1, thrice (last: vs. Texas State, 9/09/17)
 Tackles For Loss—1, four times (last vs. Texas St., 9/09/17)

JAVIER EDWARDS, DT

Total Tackles—5, vs. Northern Colorado, 9/16/17
 Solo Tackles—4, vs. Texas State, 9/09/17
 QB Sacks—N/A
 Third Down Stops—N/A

KABION ENTO, WR

Receptions—2, thrice (last: vs. Utah, 11/26/16)
 Receiving Yards—88, vs. Idaho State, 9/10/16
 Long Reception—69, Idaho State, 9/10/16 (TD)
 Receiving TDs—2, Idaho State, 9/10/16

KYLE EVANS, TB

Rushing Attempts—15, thrice (last: vs. Oregon St., 10/1/16)
 Rushing Yards—61, at Oregon, 9/24/16
 Long Run—20, vs. Colorado State in Denver, 9/2/16
 Rushing TDs—1, 4 times (last: vs. Arizona State, 10/15/16)

SHAY FIELDS, WR

Receptions—8, thrice (last: vs. Northern Colorado, 9/16/17)
 Receiving Yards—169, vs. Oregon State, 10/1/16
 Long Reception—75, at Arizona, 11/08/14 (TD)
 Receiving TDs—3, vs. Oregon State, 10/1/16
 Long Run—17, vs. Colorado State, 9/19/15

NICK FISHER, CB/S

Total Tackles—6, vs. Washington State, 11/19/16
 Solo Tackles—4, vs. Washington State, 11/19/16
 Pass Deflections—1, vs. Washington State, 11/19/16

JASE FRANKE, DT

Total Tackles—5, thrice (last: vs. Washington, 9/23/17)
 Solo Tackles—4, at Hawai'i, 9/03/15
 QB Sacks—1, at Hawai'i, 9/03/15
 Third Down Stops—1, at Utah, 11/28/15

RICK GAMBOA, ILB

Total Tackles—12, thrice (last: at Oregon, 9/24/16)
 Solo Tackles—10, at Washington State, 11/21/15
 QB Sacks—1, at Hawai'i, 9/03/15
 Third Down Stops—2, at Oregon, 9/24/16
 Interceptions—1, vs. Oregon State, 10/1/16 (TD)

CHRIS GRAHAM, PK

Field Goals Made—3, twice (last: vs. CSU, 9/2/16)
 Field Goals Attempted—4, twice (last: at UCLA, 10/31/15)
 Long Field Goal—52, twice (last: vs. Oregon, 10/03/15)
 PAT Made—6, vs. Massachusetts, 9/12/15
 PAT Attempts—6, vs. Massachusetts, 9/12/15

JOHNNY HUNTLEY, WR

Receptions—1, vs. Idaho State, 9/10/16
 Receiving Yards—14, vs. Idaho State, 9/10/16
 Long Reception—14, vs. Idaho State, 9/10/16
 Receiving TDs—N/A

LEO JACKSON, DT

Total Tackles—8, twice (last: vs. Texas State, 9/09/17)
 Solo Tackles—7, vs. Colorado State, 9/01/17
 QB Sacks—3, vs. Texas State, 9/09/17
 Third Down Stops—1, 5 times (last: at Utah, 11/28/15)

AKIL JONES, ILB

Total Tackles—3, vs. Texas State, 9/09/17
 Solo Tackles—1, vs. Texas State, 9/09/17
 QB Sacks—N/A
 Third Down Stops—1, vs. Texas State, 9/09/17

DYLAN KEENEY, TE

Receptions—3, at Washington State, 11/21/15
 Receiving Yards—31, at Washington State, 11/21/15
 Long Reception—23, vs. Colorado State, 9/19/15
 Receiving TDs—N/A

ALEX KINNEY, P

Punts—8, twice (last: at Michigan, 9/17/16)
 Average (min. 5 punts)—49.7, vs. Texas State, 9/09/17 (6)
 Long Punt—70, vs. Texas State, 9/09/17
 50-Plus—2, thrice (last: vs. Oregon State, 10/1/16)
 Inside-the-20—4, vs. Colorado State, 9/01/17

AFOLABI LAGUDA, S

Total Tackles—12, at Arizona, 11/12/16
 Solo Tackles—8, at Southern California, 10/8/16
 Interceptions—1, twice (last: vs. Washington, 9/23/17)
 Pass Deflections—2, vs. Utah, 11/26/16

DONOVAN LEE, WR

Receptions—7, at UCLA, 10/31/15
 Receiving Yards—39, at Washington State, 11/21/15
 Long Reception—17, at Oregon State, 10/24/15
 Receiving TDs—1, at Oregon, 11/22/14
 Rushing Yards—103, vs. Nicholls State, 9/26/15
 Long Run—59, vs. Nicholls State, 9/26/15 (TD)

DREW LEWIS, ILB

Total Tackles—12, vs. Colorado State, 9/01/17
 Solo Tackles—3, thrice (last: vs. Colorado State, 9/01/17)
 Third Down Stops—2, vs. Northern Colorado, 9/16/17
 QB Sacks—1, vs. Oregon State, 10/1/16

PHILLIP LINDSAY, TB

Rushing Attempts—31, vs. Washington State, 11/19/16
 Rushing Yards—219, vs. Arizona State, 10/15/16
 Long Run—75, vs. Arizona State, 10/15/16 (TD)
 Rushing TDs—3, twice (last: at Arizona, 11/12/16)
 Receptions—11, vs. UCLA, 11/03/16
 Receiving Yards—105, at Southern California, 10/8/16
 Long Reception—67, at Southern California, 10/8/16 (TD)
 Long Kickoff Return—51, vs. Hawai'i, 9/20/14

EDDY LOPEZ, DT/TE

Total Tackles—2, four times (last: at Oregon, 11/22/14)
 Solo Tackles—1, five times (last: at Oregon, 11/22/14)
 Third Down Stops—N/A

JAY MacINTYRE, WR

Receptions—7, vs. Washington State, 11/19/16
 Receiving Yards—90, vs. Washington State, 11/19/16
 Long Reception—40, at Arizona, 11/12/16 (TD)
 Receiving TDs—1, four times (last: vs. N.Colo., 9/16/17)

MICHAEL MATHEWES, DL

Total Tackles—6, vs. Nicholls State, 9/26/15
 Solo Tackles—5, vs. Nicholls State, 9/26/15
 QB Sacks—1, vs. Nicholls State, 9/26/15
 Third Down Stops—1, vs. Idaho State, 9/10/16 (4DS)

DEREK McCARTNEY, OLB

Total Tackles—10, vs. Colorado State, 9/19/15
 Solo Tackles—7, vs. USC, 11/13/15
 Third Down Stops—2, vs. Colorado State, 9/19/15
 QB Sacks—1, 9 times (last: vs. Texas State, 9/09/17)
 QB Hurries—3, vs. Arizona, 10/17/15
 Tackles For Loss—2, twice (last: vs. Northern Colorado, 9/16/17)
 Interceptions—1, at Hawai'i, 9/03/15

RYAN MOELLER, S

Total Tackles—14, at Oregon, 11/22/14
 Solo Tackles—14, at Oregon, 11/22/14
 Third Down Stops—1, 6 times (last: vs. CSU, 9/01/17)
 Interceptions—1, vs. Massachusetts, 9/12/15
 Passes Broken Up—1, six times (last: vs. CSU, 9/01/17)

STEVEN MONTEZ, QB

Pass Attempts—41, vs. Northern Colorado, 9/16/17
 Pass Completions—29, vs. Northern Colorado, 9/16/17
 Passing Yards—357, vs. Northern Colorado, 9/16/17
 TD Passes—4, vs. Northern Colorado, 9/16/17
 Long Pass—69, vs. Idaho State, 9/10/16 (TD)

Interceptions—2, twice (last: vs. CSU, 9/01/17)
 Rating (min 10 att.)—224.3, vs. Idaho State, 9/10/16

CHRIS MULUMBA, DE

Total Tackles—4, vs. Texas State, 9/09/17
 Solo Tackles—4, vs. Texas State, 9/09/17
 QB Sacks—N/A
 Third Down Stops—N/A

K.D. NIXON, WR

Receptions—1, vs. Texas State, 9/09/17
 Receiving Yards—5, vs. Texas State, 9/09/17
 Long Reception—5, vs. Texas State, 9/09/17
 Receiving TDs—N/A

SAM NOYER, QB

Pass Attempts—5, vs. Texas State, 9/09/17
 Pass Completions—4, vs. Texas State, 9/09/17
 Passing Yards—40, vs. Texas State, 9/09/17
 TD Passes—N/A
 Long Pass—18, vs. Texas State, 9/09/17
 Interceptions—N/A
 Rating (min 10 att.)—N/A
 Rushing Yards—8, vs. Texas State, 9/09/17

ISAIAH OLIVER, CB

Total Tackles—7, at Michigan, 9/17/16
 Solo Tackles—7, at Michigan, 9/17/16
 Pass Deflections—4, vs. Colorado State, 9/01/17
 Interceptions—1, thrice (last: vs. UNC, 9/16/17)
 Third Down Stops—3, at Washington State, 11/21/15
 Long Punt Return—68, vs. UCLA, 11/03/16 (TD)

DAVIS PRICE, PK

Field Goals Made—2, vs. Oregon State, 10/01/16
 Field Goals Attempted—2, vs. Oregon State, 10/01/16
 Long Field Goal—54, vs. Oregon State, 10/01/16
 PAT Made—7, at Arizona, 11/12/16

DEVIN ROSS, WR

Receptions—9, at UCLA, 10/31/15, vs. Utah, 11/26/16
 Receiving Yards—153, at Oregon, 9/24/16
 Long Reception—68, at Arizona State, 10/10/15 (TD)
 Receiving TDs—2, at Michigan, 9/17/16

LAVISKA SHENAULT, WR

Receptions—1, twice (last: vs. Washington, 9/23/17)
 Receiving Yards—20, vs. Washington, 9/23/17
 Long Reception—20, vs. Washington, 9/23/17
 Receiving TDs—N/A

DANTE SPARACO, OLB

Total Tackles—1, thrice (last: vs. UNC, 9/16/17)
 Solo Tackles—1, vs. Colorado State, 9/01/17
 QB Sacks—½, vs. Colorado State, 9/01/17
 Third Down Stops—1, Colorado State, 9/01/17

JAMES STEFANO, PK

Field Goals Made—3, vs. Texas State, 9/09/17
 Field Goals Attempted—3, vs. Texas State, 9/09/17
 Long Field Goal—49, vs. Washington, 9/23/17
 PAT Made—5, vs. Northern Colorado, 9/16/17
 PAT Attempts—5, vs. Northern Colorado, 9/16/17

TREY UDOFFIA, CB

Total Tackles—5, vs. Colorado State, 9/01/17
 Solo Tackles—5, vs. Colorado State, 9/01/17
 Interceptions—1, vs. Colorado State, 9/01/17
 Pass Deflections—2, vs. Colorado State, 9/01/17

LEE WALKER, WR

Receptions—1, thrice last: at Stanford, 10/22/16)
 Receiving Yards—19, vs. Nicholls State, 9/26/15
 Long Reception—19, vs. Nicholls State, 9/26/15
 Receiving TDs—N/A

DANTE WIGLEY, CB

Total Tackles—1, vs. Texas State, 9/09/17
 Solo Tackles—1, vs. Texas State, 9/09/17
 Interceptions—N/A
 Pass Deflections—N/A

JUWANN WINFREY, WR

Receptions—5, vs. Washington, 9/23/17
 Receiving Yards—33, vs. Washington, 9/23/17
 Long Reception—15, vs. Texas State, 9/09/17
 Receiving TDs—N/A

EVAN WORTHINGTON, S/OLB

Total Tackles—9, at Arizona, 11/08/14
 Solo Tackles—7, twice (last: vs. Texas State, 9/09/17)
 Interceptions—1, vs. Colorado State, 9/01/17
 Pass Deflections—2, vs. Colorado State, 9/01/17

PERSONNEL / DEPTH CHART

A note about CU's depth: in-season, charts *reflect* change and generally do not announce it unless there are long-term injuries.

OFFENSE

(Multiple; 12 positions listed)

WIDE RECEIVER (X)

- 4 Bryce Bobo, 6-2, 205, Sr.-5***
- 8 Laviska Shenault, 6-1, 215, Fr.
- 17 Kabion Ento, 6-3, 185, Sr.*

WIDE RECEIVER (Z)

- 1 Shay Fields, 5-11, 185, Sr.**
- 9 Juwann Winfree, 6-3, 210, Jr.
- 10 Johnny Huntley, 6-3, 220, Soph.*

WIDE RECEIVER (H)

- 2 Devin Ross, 5-11, 180, Sr.-5***
- 13 K.D. Nixon, 5-8, 190, Fr.

WIDE RECEIVER (Y; when in four-wide set)

- 9 Juwann Winfree, 6-3, 210, Jr.
- 18 Lee Walker, 6-0, 180, Jr.**
- (14 Jay MacIntyre, 5-10, 185, Jr.**—injured)

LEFT TACKLE

- 76 Jeromy Irwin, 6-5, 300, Sr.-5****
- 75 Josh Kaiser, 6-5, 300, Jr.**
- 73 Isaac Miller, 6-7, 280, Soph.

LEFT GUARD

- 68 Gerrad Kough, 6-4, 300, Sr.-5***
- 55 Brett Tonz, 6-3, 295, Soph.*
- 78 William Sherman, 6-3, 280, Fr.

CENTER

- 56 Tim Lynott, Jr., 6-3, 295, Soph.*
- 79 Jonathan Huckins, 6-4, 280, Sr.-5***
- 65 Colby Pursell, 6-4, 280, Fr.
- 62 Justin Eggers, 6-5, 310, Soph.

RIGHT GUARD

- 64 Aaron Haigler, 6-7, 290, Soph.*
- 56 Tim Lynott, Jr., 6-3, 295, Soph.*
- 60 Dillon Middlemiss, 6-5, 280, Soph.*

RIGHT TACKLE

- 75 Josh Kaiser, 6-5, 300, Jr.**
- 64 Aaron Haigler, 6-7, 290, Soph.*
- 77 Hunter Vaughn, 6-7, 300, Fr.-RS

TIGHT END / H-BACK / FULLBACK

- 5 George Frazier, 6-2, 280, Sr.-5***
- 43 Chris Bounds, 6-4, 240, Soph.*
- 85 Jared Poplawski, 6-4, 230, Fr.
- 91 Eddy Lopez, 6-3, 290, Jr.**

QUARTERBACK

- 12 Steven Montez, 6-5, 225, Soph.*
- 15 Sam Noyer, 6-4, 210, Fr.-RS
- 7 Tyler Lytle, 6-5, 205, Fr.
- 17 Casey Marksberry, 6-3, 185, Fr.-RS

TAILBACK

- 23 Phillip Lindsay, 5-8, 190, Sr.-5***
- 19 Michael Adkins II, 5-10, 210, Sr.-5****
- 21 Kyle Evans, 5-6, 175, Jr.**
- 35 Beau Bisharat, 6-2, 215, Soph.*
- 45 Tanner Grzesiek, 5-10, 205, Sr.-5

DEFENSE

(3-4 Base; 12 positions listed)

LEFT DEFENSIVE END

- 52 Leo Jackson III, 6-3, 275, Sr.-5**
- 56 Jase Franke, 6-3, 280, Jr.**
- 90 Terriek Roberts, 6-6, 260, Fr.-RS

NOSE TACKLE

- 9 Javier Edwards, 6-3, 350, Jr.
- 56 Jase Franke, 6-3, 280, Jr.** **OR**
- 72 Lyle Tuiloma, 6-3, 310, Soph.*

RIGHT DEFENSIVE END

- 16 Chris Mulumba, 6-4, 280, Jr.
- 56 Jase Franke, 6-3, 280, Jr.** **OR**
- 5 George Frazier, 6-2, 280, Sr.-5***

OUTSIDE LINEBACKER

- 95 Derek McCartney, OLB, 6-3, 240, Sr.-5***
- 10 Dante Sparaco, 6-5, 245, Fr.
- 93 Michael Mathewes, 6-4, 240, Jr.**

JACK (INSIDE) LINEBACKER

- 20 Drew Lewis, 6-2, 230, Jr.*
- 53 Nate Landman, 6-3, 215, Fr.
- 46 Trent Headley, 6-2, 225, Sr.-5

MIKE (INSIDE) LINEBACKER

- 32 Rick Gamboa, 6-0, 240, Jr.**
- 36 Akil Jones, 6-0, 215, Fr.-RS
- 31 Jonathan Van Diest, 6-1, 235, Fr.

OUTSIDE LINEBACKER

- 96 Terran Hasselbach, 6-1, 235, Jr.**
- 59 Timothy Coleman, 6-3, 255, Sr.-5***
- 44 Jacob Callier, 6-2, 240, Fr.

BUFF BACK (S/OLB HYBRID)

- 25 Ryan Moeller, 6-1, 215, Sr.-5***
- 6 Evan Worthington, 6-2, 205, Jr.**

CORNERBACK

- 26 Isaiah Oliver, 6-1, 190, Jr.**
- 4 Dante Wigley, 6-1, 180, Soph.
- 3 Derrion Rakestraw, 6-2, 175, Fr.-RS

FREE SAFETY

- 1 Afolabi Laguda, 6-1, 205, Sr.-5**
- 7 Nick Fisher, 6-0, 190, Jr.**
- 22 Kyle Trego, 6-0, 195, Jr.*

STRONG (BOUNDARY) SAFETY

- 6 Evan Worthington, 6-2, 200, Jr.** **(N#1)**
- 25 Ryan Moeller, 6-1, 215, Sr.-5***
- 37 Lucas Cooper, 5-10, 180, Soph.*

CORNERBACK

- 8 Trey Udoffia, 6-0, 185, Fr.-RS
- 2 Ronnie Blackmon, 5-10, 175, Fr.-RS **(N#2)**
- 41 Andrew Bergner, 5-11, 165, Sr.-5** **OR**
- 29 Uryan Hudson, 5-9, 150, Fr.-RS

SPECIALISTS

PUNTER

- 89 Alex Kinney, 6-1, 205, Jr.**
- 15 Chris Graham, 6-3, 235, Sr.-5***

PLACEKICKER / KICKOFF

- 48 James Stefanou, 6-1, 185, Fr.
- 15 Chris Graham, 6-3, 235, Sr.-5***
- 49 Davis Price, 6-2, 185, Soph.* **(KO#1)**

PUNT RETURN

- 26 Isaiah Oliver, 6-1, 190, Jr.**
- 14 Jay MacIntyre, 5-10, 185, Jr.**
- 2 Ronnie Blackmon, 5-10, 175, Fr.-RS

KICKOFF RETURN

- 13 K.D. Nixon, 5-8, 190, Fr.
- 2 Ronnie Blackmon, 5-10, 175, Fr.-RS
- 9 Juwann Winfree, 6-3, 210, Jr.
- 18 Lee Walker, 6-0, 180, Jr.**

HOLDER

- 18 T.J. Patterson, 6-3, 185, Sr.
- 89 Alex Kinney, 6-1, 205, Jr.**

SNAPPER (Short & Long)

- 63 J.T. Bale, 6-2, 205, Soph.*
- 53 Nate Landman, 6-3, 215, Fr.

INJURED / ● OUT FOR SEASON

- 13 ● Shamar Hamilton, OLB, 6-5, 230, Jr. (*knee*)
- 86 Dylan Keeney, TE, 6-6, 220, Jr.** (*back*)
- 10 ● Jaylon Jackson, WR, 5-10, 175, Fr. (*ankle*)
- 39 ● Jaisen Sanchez, S, 6-1, 200, Jr.* (*shoulder*)

(L)—throws or kicks left-handed/footed.
(N)—nickel back.

Seniors (23): Listing with a (-5) indicates fifth-year senior (19); the others (4) are fourth-year seniors.

OR—indicates those listed are considered even (co-first/second/third team status);

ITALICS—Players listed in *italics* left a previous game with an injury; status is questionable.

(Heights and weights as of August 8, 2017)

*—denotes number of letters earned through 2016; *Injured players listed in italics (status questionable or doubtful—not out for an extended time; probables listed as normal).*

CAPTAINS:

- 5 George Frazier, TE/DE
- 1 Afolabi Laguda, S
- 32 Rick Gamboa, ILB
- 23 Phillip Lindsay, TB
- 76 Jeromy Irwin, OT
- 95 Derek McCartney, OLB

COLORADO FOOTBALL / ALPHABETICAL ROSTER

(as of September 25 a.m.)

No.	Player	Pos.	Ht.	Wt.	Class	Exp.	Hometown (High School/Previous College)	Status
19	ADKINS II, Michael	TB	5-10	210	Sr.	4L	San Diego, Calif. (Helix)	S 1/1
63	BALE, J.T.	SN	6- 2	205	So.	1L	La Mirada, Calif. (La Mirada)	WO 3/3
97	BANDI, Mo	DL	6- 5	260	So.	VR	Longmont, Colo. (Niwot)	WO 3/3
22	BELL, Maurice	WR	6- 0	180	Fr.	HS	Murrieta, Calif. (Murrieta Valley)	S 5/4
57	BENNION, Sam	OLB	6- 5	235	Fr.	RS	North Logan, Utah (Logan)	S 4/4
41	BERGNER, Andrew	CB	5-11	165	Sr.	2L	Parker, Colo. (Legend/Arizona State)	WO 1/1
35	BISHARAT, Beau	TB	6- 2	215	So.	1L	Sacramento, Calif. (Jesusit)	S 4/3
2	BLACKMON, Ronnie	DB	5-10	175	Fr.	RS	Atlanta, Ga. (Westlake)	S 4/4
4	BOBO, Bryce	WR	6- 2	205	Sr.	3L	Covina, Calif. (Charter Oak)	S 1/1
43	BOUNDS, Chris	TE	6- 4	240	So.	1L	Thousand Oaks, Calif. (Chaminade College Prep)	S 3/3
44	CALLIER, Jacob	OLB	6- 2	240	Fr.	HS	Downey, Calif. (St. John Bosco)	S 5/4
88	CHIAVERINI, Curtis	WR	6- 1	195	Fr.	HS	Corona, Calif. (Boulder, Colo./Valor Christian)	WO 5/4
87	COCHRANE, Xavier	WR	5- 9	175	Jr.	1L	Phoenix, Ariz. (Mountain Pointe)	WO 2/2
80	COLEMAN, Derek	TE	6- 5	230	Fr.	RS	Broomfield, Colo. (Legacy)	WO 4/4
59	COLEMAN, Timothy Jr.	OLB	6- 3	255	Sr.	3L	Denver, Colo. (Mullen)	S 1/1
37	COOPER, Lucas	DB	5-10	180	So.	1L	Palos Verdes, Calif. (Palos Verdes)	WO 3/3
89	DEMENT, Kevin	WR	5-11	180	Sr.	VR	Centennial, Colo. (Arapahoe)	WO 2/1
47	EDRIDGE, Nick	OLB	6- 3	220	Fr.	HS	Fort Collins, Colo. (Fossil Ridge)	WO 5/4
9	EDWARDS, Javier	DT	6- 3	350	Jr.	JC	Houston, Texas (Aldine Davis/Blinn College)	S 3/2
62	EGGERS, Justin	OL	6- 5	310	So.	TR	Marshall, Wis. (Marshall/Western Illinois)	WO 3/3
17	ENTO, Kabion	WR	6- 3	185	Sr.	1L	Pine Bluff, Ark. (Dollarway/East Central [Miss.] CC)	S 2/1
21	EVANS, Kyle	TB	5- 7	175	Jr.	2L	San Jose, Calif. (Archbishop Mitty)	S 2/2
1	FIELDS, Shay	WR	5-11	185	Sr.	3L	Bellflower, Calif. (St. John Bosco)	S 2/1
7	FISHER, Nick	DB	6- 0	190	Jr.	2L	Temecula, Calif. (Great Oak)	S 3/2
8	FONTENOT, Alex	TB	6- 0	190	Fr.	HS	Richmond, Texas (George Ranch)	S 5/4
49	FOULK, Griffin	DB	6- 1	200	Fr.	HS	Erie, Colo. (Broomfield)	WO 4/4
56	FRANKE, Jase	DT	6- 3	280	Jr.	2L	Camarillo, Calif. (St. Bonaventure)	S 2/2
5	FRAZIER, George	TE/DE	6- 2	280	Sr.	3L	Duarte, Calif. (Monrovia)	S 1/1
32	GAMBOA, Rick	ILB	6- 0	240	Jr.	2L	Sylmar, Calif. (Chaminade College Prep)	S 2/2
27	GEORGE, Kevin	CB	6- 3	175	So.	JC	Lafayette, La. (Carenbro/Georgia Military Academy)	S 4/3
15	GRAHAM, Chris	PK	6- 3	235	Sr.	3L	Burlingame, Calif. (Burlingame)	S 1/1
45	GRZESIEK, Tanner	TB	5-10	205	Sr.	VR	Colorado Springs, Colo. (Classical Academy/UCCS)	WO 1/1
64	HAIGLER, Aaron	OT	6- 7	290	So.	1L	Northridge, Calif. (Notre Dame)	S 3/3
96	HASSELBACH, Terran	OLB	6- 1	235	Jr.	2L	Parker, Colo. (Regis)	S 2/2
46	HEADLEY, Trent	ILB	6- 2	225	Sr.	VR	Littleton, Colo. (Columbine/Metro State)	WO 1/1
30	HILLIS, Riley	TB	6- 0	220	So.	HS	Arvada, Colo. (Ralston Valley)	WO 4/3
79	HUCKINS, Jonathan	C	6- 4	280	Sr.	3L	The Woodlands, Texas (The Woodlands)	S 1/1
29	HUDSON, Uryan	DB	5- 9	155	Fr.	RS	Manvel, Texas (Manvel)	WO 4/4
6	HUNTLEY III, Johnny	WR	6- 3	220	So.	1L	Plantation, Fla. (South Plantation)	S 4/3
76	IRWIN, Jeromy	OT	6- 5	300	Sr.	4L	Cypress, Texas (Cypress Fairbanks)	S 1/1
59	ISEN, Jacob	OL	6- 2	255	Fr.	HS	San Diego, Calif. (Cathedral Catholic)	WO 5/4
52	JACKSON III, Leo	DE	6- 3	275	Sr.	2L	Decatur, Ga. (North Atlanta/Foothill College)	S 1/1
36	JONES, Akil	LB	6- 0	215	Fr.	RS	San Jose, Calif. (Valley Christian)	S 4/4
75	KAISER, Josh	OL	6- 5	300	Jr.	2L	Mission Viejo, Calif. (Mission Viejo)	S 2/2
86	KEENEY, Dylan	TE/HB	6- 6	220	Jr.	2L	Granite Bay, Calif. (Granite Bay)	S 2/2
89	KINNEY, Alex	P	6- 1	205	Jr.	2L	Fort Collins, Colo. (Rocky Mountain)	S 3/2
81	KLEMMER, Eric	TE	6- 4	210	Fr.	HS	Honolulu, Hawai'i (Punahou)	WO 5/4
68	KOUGH, Gerrad	OG	6- 4	295	Sr.	3L	Pomona, Calif. (Pomona)	S 1/1
1	LAGUDA, Afolabi	DB	6- 1	205	Sr.	2L	Snellville, Ga. (Brookwood/Butler CC)	S 1/1
53	LANDMAN, Nate	ILB	6- 3	215	Fr.	HS	Danville, Calif. (Monte Vista)	S 5/4
54	LANG, Terrance	DE	6- 7	250	Fr.	HS	Pomona, Calif. (Maranatha)	S 5/4
83	LAWSON, Erik	WR	6- 4	190	So.	TR	Boulder, Colo. (Monarch/CSU-Pueblo)	WO 4/3
29	LEE, Donovan	TB	5- 9	180	Sr.	3L	West Hills, Calif. (Chaminade College Prep)	S 2/1
20	LEWIS, Drew	ILB	6- 2	230	Jr.	1L	Sammamish, Wash. (Eastlake/Washington/Coffeyville)	S 2/2
23	LEWIS, Isaiah	DB	6- 0	195	Fr.	HS	Granite Bay, Calif. (Granite Bay)	S 5/4
23	LINDSAY, Phillip	TB	5- 8	190	Sr.	3L	Aurora, Colo. (Denver South)	S 1/1
91	LOPEZ, Eddy	TE	6- 3	290	Jr.	2L	El Paso, Texas (Coronado)	S 2/2
34	LUKELA, Noa	TB	5-11	200	Fr.	HS	Westminster, Colo. (Mountain Range)	WO 5/5
56	LYNOTT, Tim Jr.	OG	6- 3	295	So.	1L	Parker, Colo. (Regis)	S 3/3
74	LYTLE, Chance	OL	6- 7	310	Fr.	HS	San Antonio, Texas (Churchill)	S 5/4
7	LYTLE, Tyler	QB	6- 5	205	Fr.	HS	Redondo Beach, Calif. (Servite)	S 5/4
14	MacINTYRE, Jay	WR	5-10	185	Jr.	2L	Boulder, Colo. (Monarch)	S 2/2
98	MAGRI, Nico	DL	6- 3	260	Fr.	HS	Lafayette, Colo., (Monarch)	WO 5/4
17	MARKSBERRY, Casey	QB	6- 3	185	Fr.	RS	Gwinnett, Ga. (Waunakee)	WO 4/4
93	MATHEWES, Michael	OLB	6- 4	240	Jr.	2L	Mission Viejo, Calif. (Mission Viejo)	S 2/2
95	McCARTNEY, Derek	OLB	6- 3	240	Sr.	3L	Westminster, Colo. (Faith Christian)	S 1/1
16	McGARRY, Tyler	QB	6- 0	210	So.	RS	Studio City, Calif. (Notre Dame)	WO 3/3

-continued-

Colorado Alphabetical Roster, continued...

No.	Player	Pos.	Ht.	Wt.	Class	Exp.	Hometown (High School/Previous College)	Status
51	MEEK, Bryan	LB	6- 0	215	Sr.	RS	Niwot, Colo. (Niwot/Air Force)	WO 1/1
60	MIDDLEMISS, Dillon	OL	6- 5	285	So.	1L	Arvada, Colo. (Pomona)	S 3/3
14	MILLER, Chris	CB	5-11	180	Fr.	HS	Denton, Texas (Denton)	S 5/4
73	MILLER, Isaac	OL	6- 7	280	So.	VR	Longmont, Colo. (Silver Creek)	S 3/3
25	MOELLER, Ryan	DB	6- 1	215	Sr.	3L	Rifle, Colo. (Rifle)	S 1/1
12	MONTEZ, Steven	QB	6- 5	225	So.	1L	El Paso, Texas (Del Valle)	S 3/3
70	MORETTI, Jacob	OL	6- 4	275	Fr.	HS	Arvada, Colo. (Pomona)	S 5/4
16	MULUMBA, Chris	DL	6- 4	280	Jr.	JC	Helsinki, FINLAND (Mäkelänrinteen Luko/Diablo Valley College)	S 3/2
34	NEWMAN, Chase	LB	6- 2	210	Fr.	HS	La Mirada, Calif. (La Mirada)	S 5/4
13	NIXON, K.D.	WR	5- 8	190	Fr.	HS	DeSoto, Texas (DeSoto)	S 5/4
69	NOTH, Devin	SN	6- 3	195	Fr.	HS	Highlands Ranch, Colo. (Valor Christian)	WO 5/4
15	NOYER, Sam	QB	6- 4	210	Fr.	RS	Beaverton, Ore. (Beaverton)	S 4/4
26	OLIVER, Isaiah	DB	6- 1	195	Jr.	2L	Goodyear, Ariz. (Brophy Prep)	S 3/2
53	PAIGE, Heston	OL	6- 5	275	Fr.	HS	Highlands Ranch, Colo. (ThunderRidge)	S 5/4
18	PATTERSON, T.J.	QB/H	6- 3	185	Sr.	VR	Boulder, Colo. (Boulder/Wyoming)	WO 1/1
66	POLLEY, Grant	OL	6- 4	265	Fr.	HS	Denton, Texas (Denton)	S 5/4
85	POPLAWSKI, Jared	TE	6- 4	230	Fr.	HS	Scottsdale, Ariz. (Saguaro)	S 5/4
95	PORTER, Nick	PK	6- 0	185	So.	VR	Louisville, Colo. (Fairview)	WO 3/3
49	PRICE, Davis	PK	6- 2	190	So.	1L	Evergreen, Colo. (Evergreen)	WO 4/3
65	PURSELL, Colby	OL	6- 4	280	Fr.	HS	Valencia, Calif. (Hart)	S 5/4
3	RAKESTRAW, Derrion	DB	6- 2	175	Fr.	RS	Woodstock, Ga. (Sequoyah)	S 4/4
90	ROBERTS, Terriek	DE	6- 6	270	Fr.	RS	Denver, Colo. (South)	S 4/4
2	ROSS, Devin	WR	5-11	185	Sr.	3L	Altadena, Calif. (Bishop Alemany)	S 1/1
38	RUSSELL, Brady	TE	6- 3	235	Fr.	HS	Fort Collins, Colo. (Fossil Ridge)	WO 5/4
33	SANDERS, Chase	TB	6- 0	185	Fr.	RS	Jupiter, Fla. (Jupiter)	WO 4/4
8	SHENAULT, Laviska Jr.	WR	6- 1	215	Fr.	HS	DeSoto, Texas (DeSoto)	S 5/4
78	SHERMAN, William	OL	6- 3	280	Fr.	HS	Allen, Texas (Allen)	S 5/4
61	SMITH, Kolter	OL	6- 2	270	Fr.	RS	Edmond, Okla. (Deer Creek)	WO 4/4
10	SPARACO, Dante	OLB	6- 5	245	Fr.	HS	Englewood, Colo. (Cherry Creek/IMG Academy)	S 5/4
48	STEFANOU, James	PK	6- 1	185	Fr.	HS	Melbourne, AUSTRALIA (Rose Hill Secondary College)	S 5/4
45	STOLTENBERG, Jacob	LB	6- 0	240	Fr.	RS	Sugar Land, Texas (Clements)	WO 4/4
28	TALLEY, Daniel	DB	6- 2	215	Jr.	1L	Aurora, Colo. (Regis/CSU-Pueblo)	WO 2/2
55	TONZ, Brett	OL	6- 3	295	So.	1L	Peoria, Ariz. (Centennial)	S 3/3
22	TREGO, Kyle	DB	6- 0	195	Jr.	1L	Discovery Bay, Calif. (Liberty/Diablo Valley College)	S 3/2
72	TUILOMA, Lyle	DT	6- 3	310	So.	1L	Nanakuli, Hawai'i (Nanakuli)	S 3/3
8	UDOFFIA, Trey	DB	6- 0	185	Fr.	RS	Loomis, Calif. (Del Oro)	S 4/4
31	VAN DIEST, Jonathan	ILB	6- 1	235	Fr.	HS	Louisville, Colo. (Cherry Creek)	S 5/4
77	VAUGHN, Hunter	OL	6- 7	305	Fr.	RS	Parker, Colo. (Legend)	S 4/4
18	WALKER, Lee	WR	6- 0	180	Jr.	2L	San Diego, Calif. (James Madison)	S 2/2
40	WELLS, Carson	OLB	6- 4	235	Fr.	HS	Bushnell, Fla. (South Sumter)	S 5/4
4	WIGLEY, Dante	DB	6- 1	180	So.	JC	Carrollton, Ga. (Carrollton/Holmes Community College)	S 3/3
9	WINFREE, Juwann	WR	6- 3	210	Jr.	JC	Englewood, N.J. (Dwight Morrow/Maryland/Coffeyville)	(knee) S 2/2
6	WORTHINGTON, Evan	DB	6- 2	200	Jr.	2L	Aurora, Colo. (Cherokee Trail)	S 2/2

Heights and weights recorded as of August 8, 2017. **EXPERIENCE KEY:** #L—indicates number of letters earned through 2016; HS—high school; JC—junior college transfer; RS—freshman redshirt in 2016; TR—transfer; VR—varsity reserve performer. **STATUS KEY:** S—scholarship, WO—walk-on; #/#—clock at start of 2017 season, i.e., 2/1: two years to play one in eligibility.

Inactive Roster Players (Injured/Ineligible/Etc.)

No.	Player	Pos.	Ht.	Wt.	Class	Exp.	Hometown (High School/Previous College)	Reason	Status
82	BROWN, Tony	WR	6- 1	185	Jr.	TR	La Mirada, Calif. (La Mirada/Texas Tech)	Transfer	S 3/2
84	FRAZIER, Cameron	WR	5-10	190	Jr.	TR	Boulder, Colo. (Fairview/Oklahoma/Oklahoma Baptist)	Transfer	WO 2/2
13	HAMILTON, Shamar	OLB	6- 5	225	Jr.	JC	Lantana, Fla. (Santalucas/ASA College Miami)	Injured (knee)	S 3/2
10	JACKSON, Jaylon	WR	5-10	175	Fr.	HS	Cedar Hill, Texas (Cedar Hill)	Injured (ankle)	S 5/4
92	LANDWEHR, Bailey	P	5-10	170	Jr.	TR	Kersey, Colo. (Platte Valley/Northern Colorado)	Transfer	WO 2/2
39	SANCHEZ, Jaisen	DB	6- 1	200	Jr.	1L	Kapolei, Hawai'i (St. Louis)	Injured (shoulder)	S 2/2
71	SHUTACK, Jack	OL	6- 6	275	So.	TR	Western Springs, Ill. (Nazareth Academy/Rutgers)	Transfer	WO 3/2

Grayshirt Candidates (January 2018 Enrollment)

No.	Player	Pos.	Ht.	Wt.	Class	Exp.	Hometown (High School/Previous College)	Status
...	RODDICK, Casey	OL	6- 4	340	Fr.	HS	Ventura, Calif. (St. Bonaventure)	S 5/4
...	SAMI, Jalen	DT	6- 6	320	Fr.	HS	Colorado Springs, Colo. (Vista Ridge)	S 5/4

2017 COACHING STAFF: **Head Coach:** Mike MacIntyre (third season at Colorado). **Assistant Coaches:** D.J. Elliot (DC/OLB), Brian Lindgren (OC/QB), Darrin Chiaverini (co-OC/WR), Klayton Adams (OL), Gary Bernardi (TE/HB), ShaDon Brown (DB), Ross Els (ILB), Darian Hagan (RB), Jim Jeffcoat (DL), Drew Wilson (S&C). **Grad Assistants:** Matt Daniels (D), John Hughes (O), Peter Tuitupou (O), Chidera Uzo-Diribe (D).

CAPTAINS: 5 George Frazier, TE; 32 Rick Gamboa, ILB; 76 Jeromy Irwin, OT; 1 Afolabi Laguda, S; 23 Phillip Lindsay, TB; 95 Derek McCartney, OLB

Colorado Numerical Roster (as of September 25 a.m.):

No.	Player	Pos.	No.	Player	Pos.	No.	Player	Pos.	No.	Player	Pos.
1	FIELDS, Shay	WR	18	PATTERSON, T.J.	QB/H	45	STOLTENBERG, Jacob	LB	74	LYTLE, Chance	OL
1	LAGUDA, Afolabi	DB	19	ADKINS II, Michael	TB	45	GRZESIEK, Tanner	TB	75	KAISER, Josh	OL
2	BLACKMON, Ronnie	DB	20	LEWIS, Drew	ILB	46	HEADLEY, Trent	ILB	76	IRWIN, Jeromy	OT
2	ROSS, Devin	WR	21	EVANS, Kyle	TB	47	EDRIDGE, Nick	OLB	77	VAUGHN, Hunter	OL
3	RAKESTRAW, Derrion	DB	21	HUBBARD, Darrell	DB	48	STEFANO, James	PK	78	SHERMAN, William	OL
4	BOBO, Bryce	WR	22	TREGO, Kyle	DB	49	PRICE, Davis	PK	79	HUCKINS, Jonathan	C
4	WIGLEY, Dante	DB	22	BELL, Maurice	WR	51	MEEK, Bryan	LB	80	COLEMAN, Derek	TE
5	FRAZIER, George	TE/DE	23	LINDSAY, Phillip	TB	52	JACKSON III, Leo	DE	81	KLEMMER, Eric	TE
6	HUNTLEY III, Johnny	WR	23	LEWIS, Isaiah	DB	53	LANDMAN, Nate	ILB	83	LAWSON, Erik	WR
6	WORTHINGTON, Evan	DB	25	MOELLER, Ryan	DB	53	PAIGE, Heston	OL	84	FRAZIER, Cameron	WR
7	FISHER, Nick	DB	26	OLIVER, Isaiah	DB	54	LANG, Terrance	DE	85	POPLAWSKI, Jared	TE
7	LYTLE, Tyler	QB	27	GEORGE, Kevin	CB	55	TONZ, Brett	OL	86	KEENEY, Dylan	TE/HB
8	UDOFFIA, Trey	DB	28	TALLEY, Daniel	DB	56	FRANKE, Jase	DT	87	COCHRANE, Xavier	WR
8	SHENAULT, Laviska Jr.	WR	28	MORAN, Jack	WR	56	LYNOTT, Tim Jr.	OG	88	CHIAVERINI, Curtis	WR
8	FONTENOT, Alex	TB	29	LEE, Donovan	TB	57	BENNION, Sam	OLB	89	KINNEY, Alex	P
9	EDWARDS, Javier	DT	29	HUDSON, Uryan	DB	59	COLEMAN, Timothy Jr.	OLB	89	DEMENT, Kevin	WR
9	WINFREE, Juwonn	WR	30	HILLIS, Riley	TB	59	ISEN, Jacob	OL	90	ROBERTS, Terriek	DE
10	SPARACO, Dante	OLB	31	VAN DIEST, Jonathan	ILB	60	MIDDLEMISS, Dillon	OL	91	LOPEZ, Eddy	TE
12	MONTEZ, Steven	QB	32	GAMBOA, Rick	ILB	61	SMITH, Kolter	OL	93	MATHEWES, Michael	OLB
13	NIXON, K.D.	WR	33	SANDERS, Chase	TB	62	EGGERS, Justin	OL	95	McCARTNEY, Derek	OLB
14	MacINTYRE, Jay	WR	34	NEWMAN, Chase	LB	63	BALE, J.T.	SN	95	PORTER, Nick	PK
14	MILLER, Chris	CB	35	BISHARAT, Beau	TB	64	HAIGLER, Aaron	OT	96	HASSELBACH, Terran	OLB
15	GRAHAM, Chris	PK	36	JONES, Akil	LB	65	PURSELL, Colby	OL	97	BANDI, Mo	DL
15	NOYER, Sam	QB	37	COOPER, Lucas	DB	66	POLLEY, Grant	OL	98	MAGRI, Nico	DL
16	MULUMBA, Chris	DL	38	RUSSELL, Brady	TE	68	KOUGH, Gerrad	OG			
16	McGARRY, Tyler	QB	40	WELLS, Carson	OLB	69	NOTH, Devin	SN			
17	MARKSBERRY, Casey	QB	41	BERGNER, Andrew	CB	70	MORETTI, Jacob	OL			
17	ENTO, Kabion	WR	43	BOUNDS, Chris	TE	72	TUILOMA, Lyle	DT			
18	WALKER, Lee	WR	44	CALLIER, Jacob	OLB	73	MILLER, Isaac	OL			

2017 COLORADO FOOTBALL LETTERMAN PICTURE

Colorado has **49** lettermen returning for 2017 (47 from the 2016 team, with two others from past years); they break down into **24** on offense, **21** on defense and **4** specialists; the Buffs lose **36** lettermen off the 2016 squad (**19** offense/**16** defense/**1** specialist). CU returns **12** starters from last season (**9** offense/**3** defense), losing **12** (**4** offense/**8** defense); two players started seven games each at right tackle and one player started 10 times as the fourth wide receiver, so the offensive starter count last year is based off 13 players. The 2016 starters are listed in bold (six or more starts); *—denotes letters earned primarily on special teams; #—lettered but injured early in the 2016 season and has been submitted for medical hardships. The breakdown:

OFFENSE

Position	Returning (24)	Lost (19)
WR (x)	Bryce Bobo , Kabion Ento, Johnny Huntley, Xavier Cochrane	*Jaleel Awini, Sean Grundman
WR (z)	Shay Fields , Lee Walker	*Robert Orban, David Bagby, Danny Galloway
WR (h)	Devin Ross , Jay MacIntyre	Joey Hall, *Justin Jan
LT	Jeromy Irwin , Dillon Middlemiss	Shane Callahan
LG	Gerrard Kough , Jonathan Huckins, *Josh Kaiser	John Lisella II (<i>from 2015</i>)
C		Alex Kelley , Sully Wiefels
RG	Tim Lynott Jr.	Colin Sutton
RT	Aaron Haigler	Sam Kronshage
TE/HB	George Frazier, Dylan Keeneey, *Chris Bounds	Sean Irwin , Chris Hill, Brian Boatman
QB	Steven Montez	Sefo Liufau , Jordan Gehrke
TB	Phillip Lindsay , Michael Adkins, Beau Bisharat, Kyle Evans, Donovan Lee	Joey Tuggle

DEFENSE

Position	Returning (22)	Lost (15)
OLB	#Derek McCartney	Christian Shaver, N.J. Faló
DE	Timothy Coleman, *Frank Umu	Jordan Carrell
DT	Jase Franke, Eddy Lopez (<i>from 2014</i>), Brett Tonz, Lyle Tuiloma	Josh Tupou
DE	Leo Jackson III, Michael Mathewes	Samson Kafovalu , *Aaron Howard
OLB	Terran Hasselbach	Jimmie Gilbert , *Deaysean Rippy
MLB	Rick Gamboa	Addison Gillam
JLB	*Drew Lewis	Kenneth Olugbode , *Ryan Severson, *Travis Talianko
CB	*Andrew Bergner	Chidobe Awuzie , Anthony Julmisse
SS	Nick Fisher, *Kyle Trego, *Jaisen Sanchez (<i>from 2015</i>)	Tedric Thompson
FS	Afolabi Laguda , Ryan Moeller (N/OLB), Daniel Talley	
CB	Isaiah Oliver, *Lucas Cooper	Ahkello Witherspoon

SPECIALISTS

Position	Returning (4)	Lost (1)
P	Alex Kinney	
PK	Chris Graham , Davis Price	Diego Gonzalez
SN	J.T. Bale	

2017 UNIVERSITY OF COLORADO BUFFALO FOOTBALL STATISTICS

Won 3, Lost 1 (0-1 Pac-12)

RESULTS/Attendance (◆—Pac-12 Game) Result Time Attendance

S 1	Colorado State (N; Denver)	W 17-3	3:11	73,932
S 9	TEXAS STATE	W 37-3	3:01	43,822
S 16	NORTHERN COLORADO	W 41-21	3:22	44,318
S 23	◆ WASHINGTON (N)	L 10-37	2:57	47,666
S 30	◆ at UCLA	(ESPN2)	8:30 p.m.	
O 7	◆ ARIZONA	(PAC12)	6:00 p.m.	
O 14	◆ at Oregon State			
O 21	◆ at Washington State			
O 28	◆ CALIFORNIA			
N 4	◆ at Arizona State			
N 11	◆ SOUTHERN CALIFORNIA			
N 25	◆ at Utah			

SCORE-BY-QUARTERS	1	2	3	4	OT	—	Total
COLORADO	38	28	23	16	0	—	105
Opponents	7	20	24	13	0	—	64

TEAM STATISTICS	Colorado	Opponents
FIRST DOWNS	90	73
by rushing	36	30
by passing	48	35
by penalty	6	8
FIRST DOWN PLAYS/YARDS	136/882	119/742
average gain on first down	6.49	6.24
THIRD DOWN EFFICIENCY	25-58	17-57
percentage	43.1	29.8
FOURTH DOWN EFFICIENCY	1-3	0-4
percentage	33.3	0.0
RUSHING ATTEMPTS	161	150
yards gained	691	675
yards lost	125	106
NET RUSHING YARDS	566	569
average per rush	3.52	3.79
average per game	141.5	142.3
PASSING ATTEMPTS	136	123
passes completed	95	63
had intercepted	6	5
completion percentage	69.9	51.2
efficiency rating	142.9	108.3
NET PASSING YARDS	1,089	798
average per attempt	8.01	6.49
average per completion	11.5	12.7
average per game	272.3	199.5
TOTAL OFFENSIVE PLAYS	297	273
TOTAL NET YARDS	1,655	1,367
AVERAGE GAIN PER PLAY	5.57	5.01
AVERAGE PER GAME	413.8	341.8
FUMBLES-LOST	8-2	4-2
PENALTIES/YARDS	29/243	22/216
Offensive	14/90	10/90
Defensive	9/93	7/81
Special Teams	6/60	5/45
Bench/Fans/NCAA Unsportsmanlike	0/0	0/0
TURNOVERS (Margin: E/0.00)	8	8
TOTAL RETURN YARDS	173	107
Punt Returns: No-Yards	8-121	3-26
Interceptions: No-Yards	4-41	6-81
Misc. (Fumble/Blk. FG) Returns	1-11	0-0
KICKOFF RETURNS: No-Yards	5-111	5-81
average per return	22.2	16.2
PUNTS	20	26
yards	802	1050
gross average	40.1	40.4
yard deductions: returns/touchbacks	26/40	121/40
net yards	736	889
net average	36.8	34.2
DEFENSIVE/tackles for loss	20-80	23-116
quarterback sacks/yards	11/51	14/93
quarterback hurries	20	6
passes broken up	21	6
forced fumbles (ST)	4 (0)	2 (1)
BLOCKED KICKS (Special Teams)	1	1
TIME OF POSSESSION	117:36	122:24
average per game	29:24	30:36
TIME SPENT IN THE LEAD (tied 37:20)	167:15	35:25
TIMES PENETRATED OPPONENT 20	13	8
scores/td,fg	11/7,4	5/2,3
GOAL-TO-GO SITUATIONS	5	2
scores/td,fg	5/5,0	2/2,0
TOTAL DRIVES	52	53
drives ended by:		
TD	11	7
FG Made/FG Miss	7/1	3/3
Punt/Downs	20/2	26/4
TO/SAF/Clock	7/0/4	8/0/2
TOTAL POINTS	105	64
average per game	26.3	16.0

RUSHING

Player	G	Att	Gain	Loss	NET	—avg. per—					high		
						att.	game	TD	Long	20+		10+	5+
Phillip Lindsay	4	90	453	7	446	4.96	111.5	4	45t	1	13	33	151
Steven Montez	4	42	186	81	105	2.50	26.3	1	29	1	5	17	68
Michael Adkins II	3	9	27	2	25	2.78	8.2	0	13	0	1	2	16
Beau Bisharat	4	8	13	1	12	3.00	3.0	0	3	0	0	0	11
K.D. Nixon	4	1	5	0	5	5.00	1.3	0	5	0	0	1	5
Devin Ross	4	1	4	0	4	4.00	1.0	0	4	0	0	0	4
Kyle Evans	4	1	3	0	3	3.00	0.8	0	3	0	0	0	3
Sam Noyer	2	2	0	12	-12	-6.00	-6.0	0	-4	0	0	0	-4
Team (k-downs, snaps)	4	7	0	22	-22								

PASSING

Player	G	Att-Com-Int	(T)	Pct.	Yards	—avg. per—					TOTAL OFFENSE			
						att. comp.	TD	Long	HT	Sacked	Att. Yards	Avg.		
Steven Montez	4	128-90-6	(2)	70.3	1,029	8.0	11.4	6	44	6	12/81	170	1,134	6.7
Sam Noyer	2	8-5-0	(0)	62.5	60	7.5	12.0	0	18	0	2/12	10	48	4.8
Team (spiked passes)	0	0-0-0	...	0.0	0/0	7	-22	-3.1

NCAA Ratings: Montez 143.9; Noyer 125.5.

Passes w/o INT: Montez 3, Noyer 8 (T—interceptions that were tipped; HT—hurried throws)

RECEIVING

Player	G	No.	Yards	rec.	---avg. per---					high games----	
					game	TD	Long	20+	10+	rec	yards
Shay Fields	4	24	293	12.2	73.3	2	44	4	11	8	5-110
Bryce Bobo	4	23	230	10.0	57.5	2	29t	2	11	8	7-75
Devin Ross	4	18	272	15.1	68.0	1	37	6	10	8	8-143
Phillip Lindsay	4	9	64	7.1	16.0	0	16	0	3	5	5-32
Juwann Winfree	4	8	66	8.3	16.5	0	15	0	2	5	5-32
Jay MacIntyre	3	6	96	16.0	32.0	1	30	2	4	4	4-53
Laviska Shenault	4	3	47	15.7	10.8	0	20	1	2	1	1-20
Kyle Evans	2	1	6	6.0	3.0	0	6	0	0	1	1-6
Chris Bounds	4	1	6	6.0	1.5	0	6	0	0	1	1-6
K.D. Nixon	4	1	5	5.0	1.3	0	5	0	0	1	1-5
Michael Adkins II	3	1	4	4.0	1.3	0	4	0	0	1	1-4

SCORING

Player	G	Touchdowns-----				2Pt.		FG-FGA	Saf	DEX	PTS
		Total	Rush	Rec.	Ret.	PAT	EP-EPA				
James Stefanou	4	0	0	0	0	0-0	11-11	7-8	--	--	32
Phillip Lindsay	4	4	4	0	0	0-0	0-0	0-0	--	--	24
Bryce Bobo	4	2	0	2	0	0-0	0-0	0-0	--	--	12
Shay Fields	4	2	0	2	0	0-0	0-0	0-0	--	--	12
Jay MacIntyre	4	1	0	1	0	0-0	0-0	0-0	--	--	6
Steven Montez	4	1	1	0	0	0-0	0-0	0-0	--	--	6
Devin Ross	4	1	0	1	0	0-0	0-0	0-0	--	--	6
Laviska Shenault	4	1	0	0	1	0-0	0-0	0-0	--	--	6
Chris Graham	1	0	0	0	0	0-0	1-1	0-0	--	--	1
COLORADO	4	12	5	6	1	0-0	12-12	7-8	0	0	105
Opponents	4	8	3	4	1	0-0	7-8	3-7	0	0	64

PUNTING

Players	G	No.	Yards	Avg.	Long	In		had	Ret.	Net	Net	
						20	50+	TB	blk	Yds.	Yds.	Avg.
Alex Kinney	4	19	802	42.21	70	9	3	2	1	9	753	39.6
Team	4	1	0	0.00	0	0	0	0	-	17	-17	-17.0
COLORADO	4	20	802	40.10	70	9	3	2	1	26	736	36.8
Opponents	4	26	1050	40.38	71	9	6	2	1	121	889	34.2

FIELD GOALS

Player	G	10-19	20-29	30-39	40-49	50-59	60+	Total	Pct.	Long
(39, 38wr) (34, 40, 35) (33, 34) (49)										
Opponents	4	0-0	1-1	2-4	0-1	0-0	0-0	3-6	50.0	38

Colorado Football Statistics / 2-2-2

DEFENSIVE

Pos	Player	G	Plays	Tackles				Avg.	For Loss		Miscellaneous						
				UT	AT	---	TOTAL		Sacks	Other	TZ	3DS	QBP	QCD	FR	FF	PBU
LB	Drew Lewis	4	263	12	32	---	44	11.0	0-0	2-9	3	5	4	2	0	0	0
LB	Rick Gamboa	4	254	10	26	---	36	9.0	1/2-5	0-0	1	3	3	0	0	2	
DL	Leo Jackson III	4	221	22	5	---	27	6.8	5-15	2-4	3	0	2	1	0	0	
DB	Evan Worthington	4	237	19	5	---	24	6.0	0-0	2-7	1	4	0	0	0	2	
DB	Afolabi Laguda	4	222	11	6	---	17	4.3	0-0	2-7	1	1	0	0	1	0	
DB	Ryan Moeller	4	206	11	3	---	14	3.5	0-0	0-0	2	2	0	0	0	1	
DL	Javier Edwards	4	134	8	8	---	16	4.0	0-0	0-0	1	0	0	0	0	0	
LB	Derek McCartney	4	210	10	1	---	11	2.8	2-8	1-2	0	2	3	0	0	0	
DB	Trey Udoffia	4	262	12	1	---	13	3.3	0-0	0-0	0	3	0	0	0	5	
DL	Chris Mulumba	4	116	7	3	---	10	2.5	0-0	0-0	1	0	0	0	0	0	
DT	Jase Franke	4	113	5	8	---	13	3.3	0-0	0-0	0	0	1	0	0	0	
DT	Lyle Tuiloma	4	69	8	2	---	10	2.5	0-0	0-0	0	0	0	0	0	0	
LB	Terran Hasselbach	4	83	5	2	---	7	1.8	0-0	1-1	1	2	1	0	0	1	
DB	Isaiah Oliver	4	255	8	0	---	8	2.0	0-0	0-0	2	0	0	0	0	7	
DB	Nick Fisher	2	44	4	2	---	6	3.0	0-0	1-4	1	1	0	0	0	1	
LB	Akil Jones	3	15	1	3	---	4	1.3	0-0	0-0	0	1	0	0	0	1	
LB	Jacob Callier	4	66	2	1	---	3	0.8	1-8	0-0	0	5	4	0	1	0	
LB	Dante Sparaco	4	32	1	2	---	3	0.8	1/2-5	0-0	0	1	0	0	0	0	
DL	George Frazier	2	32	2	1	---	3	1.5	0-0	0-0	0	1	0	0	0	0	
DE	Timothy Coleman	4	50	2	0	---	2	0.5	1-5	0-0	0	3	1	1	0	2	
LB	Nate Landman	3	11	2	1	---	3	1.0	0-0	1-1	0	2	0	0	0	0	
DB	Dante Wigley	4	21	1	0	---	1	0.3	0-0	0-0	0	0	0	0	1	0	
DB	Derrion Rakestraw	1	10	1	0	---	1	1.0	0-0	0-0	0	1	0	1	0	0	
DB	Daniel Talley	1	10	1	0	---	1	1.0	1-5	0-0	0	0	0	0	0	0	
DE	Teriek Roberts	2	11	1	0	---	1	0.5	0-0	0-0	1	1	0	0	0	0	
DB	Kyle Trego	3	26	0	0	---	0	0.0	0-0	0-0	0	0	0	0	0	0	
DB	Ronnie Blackmon	2	16	1	0	---	1	0.5	0-0	0-0	0	0	0	0	0	0	
DB	Lucas Cooper	1	10	0	0	---	0	0.0	0-0	0-0	0	0	0	0	1	0	
LB	Michael Mathewes	2	4	0	0	---	0	0.0	0-0	0-0	0	0	0	0	0	0	

ATTENDANCE

Site	G	Attendance	Average	High	W-L
In Boulder	3	135,806	45,269	47,666	2-1
On The Road	0	0-0
Neutral	1	73,932	73,932	73,932	1-0

PUNT RETURNS

Player	G	No.	Yards	Avg.	Long	TD
Ronnie Blackmon	4	3	50	16.7	40	0
Isaiah Oliver	4	4	16	4.0	7	0
Laviska Shenault	4	0	55	55	1
Team	4	1	0	0.0	0	0

KICKOFF RETURNS

Player	G	No.	Yards	Avg.	Long	TD
K.D. Nixon	4	3	77	25.7	33	0
Ronnie Blackmon	4	2	34	17.0	19	0

INTERCEPTION RETURNS

Player	G	No.	Yards	Avg.	Long	TD
Isaiah Oliver	4	2	41	20.5	41	0
Afolabi Laguda	4	1	0	0.0	0	0
Trey Udoffia	4	1	0	0.0	0	0
Evan Worthington	4	1	0	0.0	0	0

FUMBLE RETURNS

Player	G	No.	Yards	Avg.	Long	TD
Afolabi Laguda	4	1	11	11.0	11	0

DEFENSIVE SCRIMMAGE SNAPS: 273. **FOURTH DOWN STOPS (5):** included in third down stops above): Lewis 2, Gamboa, Roberts, Sparaco. **TOUCHDOWN SAVES (8):** Worthington 4, Oliver 2, Lewis, Udoffia. **INTERCEPTIONS CAUSED (2):** Franke, Lewis. **SACKS FOR 0 (2):** Jackson 2. **SAFETIES (0):** None.

SPECIAL TEAMS STATISTICS

Player	UT/20	AT/20	FF	FR	KSD	WB	DP	BLK	FFC	FDf	RK	OTH	POINTS
Beau Bisharat	2	1	1	1	0	0	0	0	2	0	0	0	9
Dante Wigley	2	2	1	0	0	0	0	0	0	0	3	0	8
Daniel Talley	1	0	0	0	0	3	0	0	0	0	0	1	5
Lee Walker	0	0	0	0	0	0	1	0	3	1	0	0	5
Uryan Hudson	1	1	0	0	0	1	0	0	0	1	0	0	4
Johnny Huntley III	0	0	0	0	0	1	0	0	2	1	0	0	4
Andrew Bergner	0	0	0	0	0	2	0	0	1	0	0	0	3
Nate Landman	0	0	0	0	0	3	0	0	0	0	0	0	3
Dante Sparaco	0	0	0	0	0	3	0	0	0	0	0	0	3
Afolabi Laguda	0	0	0	0	0	0	0	1	2	0	0	0	3
Evan Worthington	0	0	0	0	0	3	0	0	0	0	0	0	3
Chris Bounds	0	0	0	0	0	2	0	0	0	0	0	0	2
Lucas Cooper	0	0	1	0	0	0	0	0	0	1	0	0	2
Laviska Shenault	0	0	0	0	0	2	0	0	0	0	0	0	2
Kyle Trego	1	0	0	0	0	1	0	0	0	0	0	0	2
Drew Lewis	0	0	0	0	0	0	0	1	0	0	0	0	1
Derrion Rakestraw	0	0	0	0	0	1	0	0	0	0	0	0	1
Juwann Winfree	0	0	0	0	0	1	0	0	0	0	0	0	1

BLOCKED KICKS SUMMARY (1): Bergner (punt/Texas State). **OTHER—Field Goal Pressures:** None. **Punt Pressure:** None. **Touchdown Saves:** None. **Stuffed Punt Fakes:** None. **Caused Penalties:** Oliver, Talley. **Fair Catch/Kickoff Return:** None.

KEY: UT—Unassisted Tackle; UT/20—UT Inside-the-20; AT—Assisted Tackle; AT/20—AT Inside-the-20; TZ—Tackles For Zero; 3DS—Third/Fourth Down Stops (tackles, INTs, QBPs or PBUs); QBP—Quarterback Pressure; QCD—Quarterback Chasedowns; FF—Forced Fumble; FR—Fumble/Muff Recovery (Opponent on defense or CU or Opponent on special teams); PBU—Passes Broken Up; KSD—Knockdown or Springing Block on Kick Return; WB—Wedge Break; DP—Downed Punt (meaningful); BLK—Blocked Kick; RK—Recovered Blocked Kick, Punt or On-side kick; FFC—Forced Fair Catch; FDf—First Downfield (on kickoff or punt that altered return path); CP—Caused Penalty. A defensive game played is credited only when a player is in for at least one defensive play; defensive tackles do not include special team tackles. **NOTE:** Defensive/special team statistics compiled from coaches' video; NCAA/Pac-12 Colorado stats are not accurate.

YARDS BY QUARTER/HALF

Game	COLORADO							GAME	OPPONENT							
	1Q	2Q	1H	3Q	4Q	2H	OT		1Q	2Q	1H	3Q	4Q	2H	OT	
Colorado State	128	82	210	86	49	135	---	345	59	96	155	88	154	242	---	397
Texas State	56	118	174	173	83	256	---	430	113	26	139	114	30	144	---	283
Northern Colorado	101	199	300	136	133	269	---	569	77	84	161	87	25	112	---	273
Washington	118	81	199	66	46	112	---	311	61	121	182	110	122	232	---	414
UCLA																
Arizona																
Oregon State																
Washington State																
California																
Arizona State																
Southern California																
Utah																

BIG PLAYS

Game	COLORADO			OPPONENT		
	20+	10+	5+	20+	10+	5+
Colorado State	3	13	31	3	18	32
Texas State	5	16	29	4	9	19
Northern Colorado	6	25	41	3	5	21
Washington	3	8	30	4	12	27
UCLA						
Arizona						
Oregon State						
Washington State						
California						
Arizona State						
Southern California						
Utah						

SCORING DRIVES (Game-By-Game)

Opponent	Plays	Yards	Time	Result	Qtr	(Down) How	PAT	Quarterback
Colorado State	6	94	1:30	TD	1	(1) Lindsay 45 run	<i>Graham</i>	Montez
Colorado State	8	45	2:54	FG	1	(4) Stefanou 39 FG	Montez
Colorado State	5	55	1:48	TD	2	(2) Fields 31 pass from Montez	<i>Stefanou</i>	Montez
Texas State	9	96	2:44	TD	2	(2) Montez 2 run	<i>Stefanou</i>	Montez
Texas State	6	58	2:07	FG	3	(4) Stefanou 34 FG	Montez
Texas State	7	35	2:27	*TD	3	(1) Lindsay 7 run	<i>Stefanou</i>	Montez
Texas State	7	86	1:44	TD	3	(2) Bobo 11 pass from Montez	<i>Stefanou</i>	Montez
Texas State	9	47	2:47	FG	4	(4) Stefanou 40 FG	Montez
Texas State	4	6	1:07	*FG	4	(4) Stefanou 35 FG	Noyer
Northern Colorado	6	75	1:49	TD	1	(3) Ross 4 pass from Montez	<i>Stefanou</i>	Montez
Northern Colorado	1	5	0:04	*TD	1	(1) Lindsay 5 run	<i>Stefanou</i>	Montez
Northern Colorado	7	80	2:18	TD	2	(3) Fields 28 pass from Montez	<i>Stefanou</i>	Montez
Northern Colorado	6	73	2:09	TD	2	(1) Bobo 29 pass from Montez	<i>Stefanou</i>	Montez
Northern Colorado	9	44	3:13	FG	3	(4) Stefanou 33 FG	Montez
Northern Colorado	10	85	3:55	TD	4	(2) MacIntyre 14 pass from Montez	<i>Stefanou</i>	Montez
Northern Colorado	9	44	5:23	FG	4	(4) Stefanou 34 FG	Montez
Washington	11	75	4:36	TD	1	(3) Lindsay 1 run	<i>Stefanou</i>	Montez
Washington	10	53	4:05	FG	3	(4) Stefanou 49 FG	Montez

(*—scored following a turnover).

Drive Analysis

DISTANCE Length (minus)	COLORADO		OPPONENT	
	TD	FG	TD	FG
0—9	1	1	0	0
10—19	0	0	1	0
20—29	0	0	0	0
30—39	1	0	0	0
40—49	1	4	0	0
50—59	1	2	1	1
60—69	0	0	1	2
70—79	3	0	3	0
80—89	3	0	0	0
90—99	2	0	1	0

GAME OPENING DRIVES

Game	COLORADO			OPPONENT		
	Pts	FD	Yds	Pts	FD	Yds
Colorado State	0	0	-2	0	0	5
Texas State	0	3	41	0	1	60
Northern Colorado	0	0	9	7	4	65
Washington	7	4	75	0	3	39
UCLA						
Arizona						
Oregon State						
Washington State						
California						
Arizona State						
Southern California						
Utah						

SECOND HALF OPENING DRIVES

Game	COLORADO			OPPONENT		
	Pts	FD	Yds	Pts	FD	Yds
Colorado State	0	1	9	0	3	42
Texas State	3	2	58	3	2	60
Northern Colorado	0*	4	55	7	4	55
Washington	3	3	53	7	3	74
UCLA						
Arizona						
Oregon State						
Washington State						
California						
Arizona State						
Southern California						
Utah						

(*—drive ended by a turnover)

POSSESSIONS AT-A-GLANCE

	No.	Plays	Avg. Snaps	3-Plays	
				& Out*	Snaps/TD
Colorado	52	297	5.71	11	27.0 (11)
Opponent	53	273	5.15	16	39.0 (7)

(*—less if there is a turnover; must not have earned a first down or scored a touchdown.)

POINTS BY DRIVE

Drive (CU/Opp)	COLORADO			OPPONENT		
	Pts	TD	FG	Pts	TD	FG
1 (4/4)	7	1	0	7	1	0
2 (4/4)	14	2	0	0	0	0
3 (4/4)	10	1	1	7	1	0
4 (4/4)	14	2	0	3	0	1
5 (4/4)	0	0	0	3	0	1
6 (4/4)	10	1	1	7	1	0
7 (4/4)	7	1	0	0	0	0
8 (4/4)	3	0	1	14	2	0
9 (4/4)	0	0	0	9	1	1
10 (4/4)	10	1	1	7	1	0
11 (4/4)	7	1	0	0	0	0
12 (3/3)	10	1	1	0	0	0
13 (2/2)	6	0	2	0	0	0
14 (2/2)	0	0	0	0	0	0
15 (1/2)	0	0	0	0	0	0
16 (0/0)	0	0	0	0	0	0
17 (0/0)	0	0	0	0	0	0

DRIVES SCORED ON WHEN EARNING A FIRST DOWN

Colorado:	18 of 38	47.4
Opponent:	10 of 36	27.8

CU YARDS PER PLAY—TD Drives: 9.8 (75-738); FG Drives: 6.6 (48-317); Non-Scoring Drives: 3.4 (174-600).
 OPPONENT YARDS PER PLAY—TD Drives: 10.4 (37-384); FG Drives: 7.0 (23-162); Non-Scoring Drives: 3.9 (213-821).

Colorado Football Statistics / 6-6-6

FIRST DOWN PASSING

Player	Att-Com-Int	Pct.	Yards	FD	TD	Long	Sacked	Rating
Steven Montez.....	56-43-2	76.8	502	16	1	44	1/1	150.7

FIRST DOWN RUSHING

Player	Att.	Yards	Avg.	FD	TD	Long
Phillip Lindsay.....	53	277	5.2	8	3	45t
Steven Montez.....	11	93	8.5	2	0	29
Beau Bisharat.....	5	6	1.2	0	0	3
Michael Adkins II.....	4	5	1.3	0	0	2
K.D. Nixon.....	1	5	5.0	0	0	5
Kyle Evans.....	1	3	3.0	0	0	3
Team.....	4	-9	-2.3	0	0	-1

FIRST DOWN RECEIVING

Player	No.	Yards	Avg.	FD	TD	Long
Shay Fields.....	15	158	10.5	4	0	44
Bryce Bobo.....	9	93	10.3	4	1	29
Devin Ross.....	8	136	17.0	4	0	37
Phillip Lindsay.....	5	41	8.2	2	0	16
Jay MacIntyre.....	2	45	22.5	2	0	30
Juwann Winfree.....	2	14	7.0	0	0	9
Laviska Shenault.....	1	9	9.0	0	0	9
Kyle Evans.....	1	6	6.0	0	0	6

ALL-PURPOSE YARDS (Top 2) G Plays Rush Rec. PR KOR Total Avg. Avg./G

Phillip Lindsay.....	4	99	446	64	0	0	510	5.1	127.5
Shay Fields.....	4	24	0	293	0	0	293	12.2	73.3

QUARTERBACK SACKS (11-51)

Colorado State (3-18): Callier 1-8, Gamboa 1/2-5, Sparaco 1/2-5; Jackson 1-0. Texas State (6-27): Jackson 3-15, Coleman 1-5, Talley 1-5, McCartney 1-2. Northern Colorado (1-6): McCartney 1-6. Washington (1-0): Jackson 1-0.

SACKS BY QTR: CU 1-7-1-2 (0-OT); OPP 4-0-6-4 (0-OT)

THIRD-FOURTH DOWN PASSING

Player	Att-Com-Int	Pct.	Yards	FD	TD	Long	Sacked	Rating
Steven Montez.....	27-21-2	77.8	234	15	2	28t	6/43	160.2
Sam Noyer.....	4- 3-0	75.0	22	0	0	13	1/ 4	121.2

THIRD-FOURTH DOWN RUSHING

Player	Att.	FD/TD	Pct.	Yards	Avg.	TD	Att.-FD
Beau Bisharat.....	3	3	100.0	6	2.0	0	3-3
Phillip Lindsay.....	10	5	50.0	41	4.1	0	6-5
Steven Montez.....	9	3	33.3	42	4.7	0	1-0
Michael Adkins.....	1	0	0.0	0	0.0	0	0-0

THIRD-FOURTH DOWN RECEIVING

Player	No.	Yards	Avg.	FD	TD	Long
Bryce Bobo.....	7	75	10.7	3	0	28
Devin Ross.....	5	62	12.4	5	1	24
Shay Fields.....	3	54	18.0	3	1	28t
Phillip Lindsay.....	3	12	4.0	2	0	7
Jay MacIntyre.....	2	32	16.0	2	0	28
Juwann Winfree.....	1	13	13.0	0	0	13
Chris Bounds.....	1	6	6.0	0	0	6
K.D. Nixon.....	1	5	5.0	0	0	5
Michael Adkins II.....	1	4	4.0	0	0	4

2017 COLORADO BUFFALO SINGLE-GAME HIGHS

Individual

LONGEST SCORING RUN— 45, Phillip Lindsay vs. Colorado State
 LONGEST NON-SCORING RUN— 29, Steven Montez vs. Washington
 LONGEST SCORING PASS— 31, Steven Montez to Shay Fields vs. Colorado State
 LONGEST NON-SCORING PASS— 44, Steven Montez to Shay Fields vs. Texas State
 LONGEST KICKOFF RETURN— 33, K.D. Nixon vs. Washington
 LONGEST PUNT RETURN— 55, Laviska Shenault vs. Texas State (TD)
 LONGEST INTERCEPTION RETURN— 41, Isaiah Oliver vs. Texas State
 LONGEST PUNT— 70, Alex Kinney vs. Texas State
 LONGEST FIELD GOAL— 49, James Stefanou vs. Washington
 MOST TOUCHDOWNS— 1, by several
 MOST RUSHING ATTEMPTS— 26, Phillip Lindsay vs. Texas State, Northern Colorado
 MOST RUSHING YARDS— 151, Phillip Lindsay vs. Northern Colorado
 MOST PASS ATTEMPTS— 41, Steven Montez vs. Northern Colorado
 MOST PASS COMPLETIONS— 29, Steven Montez vs. Northern Colorado
 MOST INTERCEPTIONS THROWN— 3, Steven Montez vs. Washington
 MOST PASSING YARDS— 357, Steven Montez vs. Northern Colorado
 MOST TOUCHDOWN PASSES— 4, Steven Montez vs. Northern Colorado
 MOST RECEPTIONS— 8, Bryce Bobo vs. Colorado State; Devin Ross vs. No. Colorado
 MOST RECEIVING YARDS— 143, Devin Ross vs. Northern Colorado
 MOST TOTAL OFFENSIVE PLAYS— 51, Steven Montez vs. No. Colorado (41 pass, 10 rush)
 MOST TOTAL OFFENSE— 425, Steven Montez vs. Northern Colorado (357 pass, 68 rush)
 MOST FIELD GOALS ATTEMPTED— 3, James Stefanou vs. Texas State
 MOST FIELD GOALS MADE— 3, James Stefanou vs. Texas State
 MOST TACKLES— 13, Drew Lewis vs. Texas State (2 UT)
 MOST SOLO TACKLES— 7, on three occasions (Jackson, Laguda, Worthington)
 MOST TACKLES FOR LOSS— 3, Leo Jackson vs. Texas State
 MOST QUARTERBACK SACKS— 3, Leo Jackson vs. Texas State
 MOST QUARTERBACK HURRIES— 3, Drew Lewis vs. Colorado State
 MOST INTERCEPTIONS— 1, on five occasions
 MOST PASSES BROKEN UP— 4, Isaiah Oliver vs. Colorado State
 MOST THIRD/FOURTH DOWN STOPS— 3, Tim Coleman vs. Northern Colorado
 MOST KNOCKDOWN BLOCKS (OL)— 8, Jeromy Irwin vs. Northern Colorado
 MOST SPECIAL TEAM POINTS— 4, on two occasions (Uryan Hudson, Daniel Talley)

Team Bests/Highs

MOST FIRST DOWNS— 30, vs. Northern Colorado
 MOST RUSHING ATTEMPTS— 43, vs. Washington
 MOST RUSHING YARDS— 212, vs. Northern Colorado
 MOST PASS ATTEMPTS— 41, vs. Northern Colorado
 MOST COMPLETIONS— 29, vs. Northern Colorado
 MOST INTERCEPTIONS THROWN— 3, vs. Washington
 MOST PASSING YARDS— 357, vs. Northern Colorado
 MOST OFFENSIVE PLAYS— 80, vs. Northern Colorado
 MOST TOTAL OFFENSE— 569, vs. Northern Colorado
 FEWEST FUMBLES— 0, vs. Colorado State
 MOST FUMBLES— 3, vs. Northern Colorado, Washington
 FEWEST TURNOVERS— 0, vs. Texas State
 MOST TURNOVERS— 3, vs. Washington
 MOST TIME OF POSSESSION— 31:26, vs. Northern Colorado
 LONGEST TOUCHDOWN DRIVE— 96 yards (9 plays), vs. Texas State
 LONGEST FIELD GOAL DRIVE— 58 yards (6 plays), vs. Texas State

Defensive Bests

FEWEST FIRST DOWNS ALLOWED— 12, by Texas State
 FEWEST RUSHING ATTEMPTS ALLOWED— 31, by Northern Colorado
 FEWEST RUSHING YARDS ALLOWED— 71, by Northern Colorado
 FEWEST PASS ATTEMPTS ALLOWED— 18, by Texas State
 FEWEST PASS COMPLETIONS ALLOWED— 8, by Texas State
 FEWEST PASSING YARDS ALLOWED— 127, by Texas State
 MOST INTERCEPTIONS— 2, vs. Colorado State
 FEWEST TOTAL PLAYS ALLOWED— 60, by Washington
 FEWEST TOTAL YARDS ALLOWED— 273, by Northern Colorado
 MOST FUMBLES FORCED— 1, on three occasions
 MOST TURNOVERS GAINED— 3, vs. Colorado State
 MOST PASSES BROKEN UP— 8, vs. Colorado State
 MOST QUARTERBACK SACKS— 6, vs. Texas State
 MOST QUARTERBACK HURRIES— 9, vs. Colorado State
 MOST TACKLES FOR LOSS— 9, vs. Texas State

