


# C O L O R A D O VOLLEYBALL

2018 INFORMATION GUIDE







## JUNIORS

## SOPHOMORES



## FRESHMEN







## UNIVERSITY OF COLORADO INFORMATION

Location	Boulder, Colo. (102,500)
Founded	1876
Enrollment	30,789
Colors	Silver, Gold and Black
Nickname	Buffaloes (Bufs)
Mascot	Ralphie V, The Buffalo (live), Chip (costumed)
Home Arena (Capacity)	CU Events Center (11,064)
Elevation	5,435 feet above sea level
NCAA Affiliation	Division I
Conference	Pac-12 (Joined 2011)
President	Bruce Benson
Chancellor	Phil DiStefano
Athletic Director	Rick George
SWA	Ceal Barry

## VOLLEYBALL INFORMATION

Head Coach	Jesse Mahoney (Colorado, 1995)
E-mail	<a href="mailto:jesse.mahoney@colorado.edu">jesse.mahoney@colorado.edu</a>
Record at Colorado (years)	38-26 (2)
Division I Record (years)	126-67 (6)
Collegiate Record (years)	233-149 (12)
Associate Head Coach	Lee Maes (Long Beach State, 1994), 3rd season
E-mail	<a href="mailto:lee.maes@colorado.edu">lee.maes@colorado.edu</a>
Assistant Coach	Evan Sanders (Washington, 2012), 3rd season
E-mail	<a href="mailto:evangella.sanders@colorado.edu">evangella.sanders@colorado.edu</a>
Director of Operations	Crystal Gippe
E-mail	<a href="mailto:crystal.gippe@colorado.edu">crystal.gippe@colorado.edu</a>
Phone	303/492-5669
Technical Coordinator	Eduardo Fiallos
E-mail	<a href="mailto:eduardo.fiallos@colorado.edu">eduardo.fiallos@colorado.edu</a>
Volleyball Office	303/492-1718 (Fax: 303/492-2300)

## 2017 REVIEW

2017 Overall Record	24-10 (H, 11-3; A, 9-5; N, 4-2)
2017 Pac-12 Record	12-8/5th
Postseason	NCAA Sweet 16
Final Ranking	No. 19
Letterwinners Returning/Lost	11/6
Starters Returning/Lost	3+Libero/3
Newcomers	4

## VOLLEYBALL HISTORY

First Season	1986
All-Time Record	538-436 (.552)
All-Time Pac-12 Record	54-88/.380
All-Time Big 12 Record	146-154/.487
All-Time Big 8 Record	79-29/.731
All-Time Conference Record	266-262/.504
Best Pac-12 Finish	4th/2014
Best Big 12 Finish	2nd/1997
Best Big 8 Finish	1st/1993
NCAA Appearances	18 (1989, 1991-2001, 2003-06, 2013-14, 2017)
NCAA Record	13-19/.406
All-Time Post Season Record	23-27 (21 seasons)
Last NCAA Appearance/Result	2017/defeated James Madison, 3-0 defeated Baylor, 3-0/lost to Nebraska, 0-3
Best NCAA Finishes	Sweet 16 (1993, 1994, 1997, 2017)
All-Time Weeks Ranked (AVCA)	126
All-Time Record While Ranked (AVCA)	170-98
All-Time Record Against Ranked Teams (AVCA)	69-249

## SPORTS INFORMATION

Mailing Address	357 UCB Boulder, CO 80309
Shipping Address	Champions Center #540J, 2150 Stadium Drive, University of Colorado, Boulder, CO 80309-0357
Main Office Phone	303/492-5626
Fax	303/492-3811
Associate AD/Sports Information	David Plati
E-Mail	<a href="mailto:david.plati@colorado.edu">david.plati@colorado.edu</a>
Assistant SID/Volleyball Contact	Shaun Wicen
Office Phone	303/492-5626
E-Mail	TBA
Assistant AD/Sports Information	Curtis Snyder
Associate SID	Troy Andre
Associate SID	Linda Sprouse
Assistant SID	Seth Pringle
Graduate Assistant SID (volleyball)	Rosie Jeffery
Graduate Assistant SID (football)	Tommy Henderson
Contributing Editor/CUBuffs.com	Neill Woelk
Web Site	<a href="http://cubuffs.com/volleyball">cubuffs.com/volleyball</a>
Facebook	<a href="https://facebook.com/cubuffsvb">facebook.com/cubuffsvb</a>
Twitter/Instagram	@cubuffsvb
CEC Press Row	303/492-1552/4381
CEC Media Work Room	303/492-0710/0712-15

## RETURNING STARTERS (4)

<b>Naghede Abu, 6-4, Sr., MB, Riverside, Calif.</b> 34-34 mp-s, 128 sets, 2.09 kps, .344, 1.20 bps Led the team in blocks and ranked sixth in the Pac-12. Led CU in hitting percentage, which was fifth in the Pac-12, and was third on the team in kills. All-Pac-12 Honorable Mention.
<b>Brynna Deluzio, 5-9, So., S/L, Windermere, Fla.</b> 34-34 mp-s, 128 sets, 11.02 aps, 2.35 dps, 0.23 saps Ranked third in the Pac-12 in assists per set and was 30th in the NCAA. AVCA Honorable Mention All-American, AVCA All-Pacific South Freshman of the Year, AVCA All-Pacific South honorable mention, All-Pac-12 Freshman Team, All-Pac-12 honorable mention.
<b>Gabby Carta-Samuels, 5-6, Sr., DS/L, Saratoga, Calif.</b> 33-0 mp-s, 118 sets, 3.51 dps Led CU and ranked eighth in the Pac-12 in digs.
<b>Alexa Smith, 6-1, Sr., OH, Colorado Springs, Colo.</b> 32-32 mp-s, 122 sets, 3.97 kps, .241, 2.83 dps, 0.38 bps Led the team in kills and points, which were both seventh in the Pac-12. Was second on the team in digs and was fifth in blocks. AVCA Second Team All-American, AVCA All-Pacific South Team, All-Pac-12.

## RETURNERS (7)

<b>Emily DeMure, 6-1, So., OH, Granite Bay, Calif.</b> 21-0 mp-s, 40 sets, 0.95 aps, 0.22 dps
<b>Lauren Dorrell, 6-0, So., OH, Brentwood, Tenn.</b> 16-1 mp-s, 27 sets, 0.52 kps, 0.22 aps, 0.33 dps
<b>Lillie Klemmer, 5-11, Jr., MB/OPP, Honolulu, Hawai'i</b> 8-0 mp-s, 8 sets, 0.25 kps, .500, 0.25 dps, 0.12 bps
<b>Danielle Price, 6-4, RFr., MB, Lethbridge, Alberta</b> Redshirt. Did not compete.
<b>Anyse Smith, 5-10, RFr., OH, Amarillo, Texas</b> Redshirt. Did not compete.
<b>Justine Spann, 5-10, Jr., OH, Chandler, Ariz.</b> 32-2 mp-s, 104 sets, 0.30 kps, .207, 1.57 dp Ranked seventh on the team in digs
<b>Rachel Whipple, 5-7, Jr., DS/L, Centennial, Colo.</b> 31-1 mp-s, 95 sets, 0.14 saps, 1.28 dps Ranked sixth on the team in digs

## STARTERS LOST (3)

<b>Joslyn Hayes, 6-3, OH</b> 34-32 mp-s, 124 sets, 1.97 kps, .238, 0.44 dps, 0.76 bps Ranked third on the team in blocks, fourth in kills and fifth in points. All-Pac-12 Honorable Mention
<b>Anna Pfeifferle, 6-2, MB</b> 34-34 mp-s, 128 sets, 1.54 kps, .313, 0.90 bps Was second on the team in aces, blocks and hitting percentage. Also ranked fifth on the team in kills and points.
<b>Frankie Shebby, 6-0, OH</b> 31-31 mp-s, 117 sets, 3.50 kps, .198, 2.58 dps, 0.66 bps Was second on the team in kills and points, which were both ninth in the Pac-12. Was third on the team in blocks. All-Pac-12 Honorable Mention.

## OTHER LOSSES (3)

<b>Taylor Joachim, 6-4, OPP</b> 11-0 mp-s, 22 sets, 0.05 kps, .111, 0.23 bps
<b>Jaden Newsome, 6-0, S</b> Redshirt. Did not compete.
<b>Stephanie Shadley, 6-0, OH</b> 30-3 mp-s, 77 sets, 0.40 kps, .174, 0.86 dps

## NEWCOMERS (4)

<b>Taylor deProse, 5-5, Fr., DS/L, Reno, Nev.</b>
<b>Jenna Ewert, 5-10, Fr., S, Antioch, Calif.</b>
<b>Allie Moger, 6-3, Fr., MB, McKinney, Texas</b>
<b>Zoe Neverdowski, 5-10, Fr., OH/L, Houston, Texas</b>

## Index

Quick Facts	1	All-Time Standings & Series	55-61
Schedule	2	All-Time Player and Coaching	
2018 Outlook	3-5	Rosters	62-76
2018 Roster	6	Team & Individual Honors	77-82
Player Biographies	7-32	Records	83-104
Coaches & Support Staff	33-41	All-Time Results	105-136
University of Colorado	42	History	137-147
University Administration/Staff	43-46	Media Information	148
Pac-12 Conference	47-48	CU Events Center and Practice Facility	149
2017 In Review	49-54	TV/Radio Roster	150

# THE 2018 SCHEDULE

Day	Date	Opponent	Location	Time (MST)	Record	Rank	NCAA/NIVC Finish	TV/Media
<b>Rumble In The Rockies</b>								
Friday	Aug. 24	vs. Oral Roberts	Laramie, Wyo.	10 a.m.	15-14	NR	NIVC First Round	
	Aug. 24	vs. North Florida	Laramie, Wyo.	5 p.m.	13-19	NR	DNP	
Saturday	Aug. 25	at Wyoming	Laramie, Wyo.	7 p.m.	17-14	NR	NIVC First Round	
<b>Pac-12/Big Ten Challenge</b>								
Friday	Aug. 31	vs. Illinois	Seattle, Wash.	6 p.m.	23-11	17th	NCAA Region Semifinals	P12M
Saturday	Sept. 1	vs. Iowa	Seattle, Wash.	6 p.m.	18-15	NR	DNP	P12M
<b>Bufs Invitational</b>								
Friday	Sept. 7	GEORGIA	BOULDER	6 p.m.	22-12	NR	NIVC Quarter Finals	P12D
Saturday	Sept. 8	NORTH CAROLINA	BOULDER	12 p.m.	14-14	NR	DNP	P12D
	Sept. 8	OKLAHOMA	BOULDER	7 p.m.	7-22	NR	DNP	P12D
<b>Colorado Classic</b>								
Friday	Sept. 14	PORTLAND STATE	BOULDER	7 p.m.	21-9	NR	DNP	P12D
Saturday	Sept. 15	INDIANA STATE	BOULDER	10 a.m.	11-21	NR	DNP	P12D
		COLORADO STATE	BOULDER	8 p.m.	29-4	24th	NCAA Second Round	P12D
<b>Pac-12 Conference</b>								
Wednesday	Sept. 19	*UTAH	BOULDER	7 p.m.	24-10	11th	NCAA Region Semifinals	P12M
Sunday	Sept. 23	*SOUTHERN CAL	BOULDER	1 p.m.	25-10	7th	NCAA Region Finals	P12M/L
Friday	Sept. 28	*at Washington	Seattle, Wash.	7 p.m.	25-8	15th	NCAA Region Finals	P12N
Sunday	Sept. 30	*at Washington State	Pullman, Wash.	1 p.m.	18-16	NR	NCAA Second Round	P12D
Friday	Oct. 5	*CALIFORNIA	BOULDER	8 p.m.	13-18	NR	DNP	P12M/B
Sunday	Oct. 7	*STANFORD	BOULDER	12 p.m.	30-4	4th	NCAA Semifinals	P12N
Friday	Oct. 12	*OREGON	BOULDER	7 p.m.	18-12	RV	NCAA Second Round	P12D
Sunday	Oct. 14	*OREGON STATE	BOULDER	2 p.m.	21-12	NR	NCAA First Round	P12M
Friday	Oct. 19	*at Arizona	Tucson, Ariz.	8 p.m.	11-18	NR	DNP	P12N
Sunday	Oct. 21	*at Arizona State	Tempe, Ariz.	3 p.m.	10-22	NR	DNP	P12M/A
Friday	Oct. 26	*WASHINGTON STATE	BOULDER	7 p.m.	18-16	NR	NCAA Second Round	P12N
Sunday	Oct. 28	*WASHINGTON	BOULDER	12 p.m.	25-8	15th	NCAA Region Finals	P12W
Wednesday	Oct. 31	*at California	Berkeley, Calif.	8 p.m.	13-18	NR	DNP	P12N/M/B
Friday	Nov. 2	*at Stanford	Stanford, Calif.	8 p.m.	30-4	4th	NCAA Semifinals	P12M/B
Friday	Nov. 9	*ARIZONA STATE	BOULDER	7 p.m.	10-22	NR	DNP	P12D
Sunday	Nov. 11	*ARIZONA	BOULDER	12 p.m.	11-18	NR	DNP	P12D
Friday	Nov. 16	*at Oregon	Eugene, Ore.	7 p.m.	18-12	RV	NCAA Second Round	P12D
Sunday	Nov. 18	*at Oregon State	Corvallis, Ore.	12 p.m.	21-12	NR	NCAA First Round	P12D
Wednesday	Nov. 21	*at UCLA	Los Angeles, Calif.	2 p.m.	21-11	14th	NCAA Region Semifinals	P12M/L
Friday	Nov. 23	*at Utah	Salt Lake City, Utah	12 p.m.	24-10	11th	NCAA Region Semifinals	P12M

\*Pac-12 Conference Match

TV Key – P12 = Pac-12 Networks; N – National; M – Mountain; A – Arizona; B – Bay Area; L – Los Angeles; O – Oregon; W – Washington; D – Digital (Live Stream)

Match times are subject to change due to TV broadcasts

**Credits:** The 2018 CU Volleyball information guide was produced through the combined efforts of the Sports Information Office and Whirlwind Graphics. The guide was written and edited by Linda Sprouse, Associate Sports Information Director, with additional help from student assistants. Typesetting, layout and design was provided by Linda Hall of Whirlwind Graphics. The covers were designed by Brent DePaepe and Courtney Towleron.

The following photographer's work was used in the guide: University of Colorado photography, Chip Bromfield and ProMotion LTD, Cliff Grassmick, Brian Lewis, Matt Brown, Associated Press, Gary Breedlove, Tim Benko and Mark Waldron.





## Preseason Q&A With Head Coach Jesse Mahoney

**Q: The team advanced to the NCAA Sweet 16 for the first time in 20 years last season; just the fourth time in school history. With all of the returning talent the team brings back, what are your aspirations for this season?**

A: I think that our success last season can be attributed, in part, to the process-oriented mindset our players adopted. Our focus was always about finding ways to get better and improving each day. We did just that - and as the season went on that growth led to a great run in the NCAA Tournament. I don't see any reason to make changes to that philosophy - we know we have a very talented group this year and if we continue to grow as the season progresses, we will be in position to compete at the highest level in our conference and nationally.

**Q: Let's talk about our returning athletes, starting with Alexa Smith who was an AVCA Second Team All-American. How much of a boost does this give the team with her back in the line-up?**

A: Lex does so much for this team - she is the player that we depend on every match to play at a high level in all facets of the game. It is comforting to know that no matter the situation, we have a player that can win a match for us. In addition - off the court and in the locker room, we could not ask for a better example of leadership in our program.

**Q: Brynna DeLuzio had one of the best freshman seasons for the Buffs in CU history. How big of an impact will she have this season with all of her experience?**

A: Brynna is a special player, not only with her level of skill and athleticism, but with her competitive desire to grow and improve as a player as well. She had a great spring in terms of focusing on parts of her game we maybe did not have the time to focus on in the fall - and she attacked them with a purpose. She also has become more comfortable in becoming a vocal leader for this team as well. Brynna will be a huge part of our success this season.

**Q: Now let us break down the positions this season, starting at setter. Will Brynna still be the one directing the offense or is it possible one of the freshmen will step in and help run a 6-2?**

A: There will be a lot of talent in this position this season. With Brynna coming off the season she has had and with the addition of freshman Jenna Ewert (who our staff had rated as one of the top-3 setters in the class) - we certainly have some good options to take a look at during the preseason. Whether we are in a 5-1 or a 6-2 will depend on what puts our team in the best position for success.





# 2018 COLORADO VOLLEYBALL OUTLOOK

**Q: Naghede Abu is one of the best blockers CU has ever seen and is back for her senior campaign. Who can fans expect to see competing for the other middle blocker spot with the graduation of four-year starter Anna Pfefferle?**

A: We certainly expect a lot from Naghede this season in terms of continuing her defensive dominance at the net – as well as carrying a larger load on the offensive side. This is her fourth year as a starter and I think it will be her best yet. I see the competition for the other middle spot as wide open. Dani Price made use of her redshirt season getting stronger and catching up to the speed of the collegiate game. Lillie Klemmer may be a little undersized for the position but has a great arm and can score. Freshman Allie Moger is a powerful kid who has some high level prep experience.

**Q: One position that has no shortage of talent is our outside hitters. We have already talked about Alexa Smith coming back, so can you talk about the depth at this position and maybe who will be replacing Joslyn Hayes on the right side?**

A: Much like the 2017 season - we will again have a lot of depth at the pins. I'm not sure who will see the most time in the opposite hitter position but we've got some great talent to choose from: Lauren Dorrell and Justine Spann have both shown signs that they could step in and shine. Redshirt freshman Anyse Smith has a chance to have a breakout season given her athleticism. Emily DeMure, who spent time this spring setting and attacking, could see some time here as well.





# 2018 COLORADO VOLLEYBALL OUTLOOK



PLAYERS



**Q: Gabby Carta-Samuels earned the libero position for CU early in the season last year and two juniors, Justine Spann and Rachel Whipple also played a lot in the back row. Do you expect these to stay the same or will there be any other athletes who will compete for a spot?**

A: I really like our group of DS/Libero's this season. Returning Carta, Whip and Justine with so much experience in those roles is huge and I think that our defense could be as good as it has been since I have been here. We add a pair of talented freshmen in Zoe and Taylor as well so this group will be pushing each other all year.

**Q: The freshman class will be looking to make an impact from the start with several decorated players joining the roster in the fall. Who are the players who could contend for a starting role?**

A: Jenna Ewert and Allie Moger are both big-time competitors and I expect them to push for time on the floor from day one. Zoe Neverdowski has a very diverse skill-set giving her a couple different avenues to find time as well whether in the backcourt or at the net.

**Q: For the fifth year, Colorado is competing in a version of the Pac-12/Big Ten Challenge. What are the advantages of playing this tournament since the Pac-12 schedule is full of tough competition with so many teams ranked?**

A: Our players love to compete! Getting the opportunity to see other top programs from the Big Ten is something our kids look forward to every preseason – we know it will help us get prepared for the strength of teams we will be seeing in the Pac-12. Illinois will be ranked and out for a little revenge and Iowa will be very talented and dangerous.

**Q: The team starts the season off with two straight tournaments on the road before playing at home. Can you talk about how these road matches will help prepare the team for the season?**

A: Wyoming is one of the toughest home environments to play in. The tournament at Washington will be against neutral opponents but will still make us a little uncomfortable. We have to get used to playing big matches on the road early because we will need to get some wins later in the season on the road under duress. Everything we do in the non-conference season is to prepare us for the Pac-12 and then post-season play.

**Q: Last season the team was 11-3 at home. What is it about playing at home?**

A: We love to play at home at the CEC! Our kids feed off the energy of the crowd and there is just something special about a game day in Boulder. We've managed to knock off the likes of Stanford, Washington, USC and Penn State here at home in recent years and everyone knows they have to play their best to compete with us here.





# 2018 ROSTERS

## By State/Country

*Arizona*  
Justine Spann

*California*  
Naghede Abu  
Gabby Carta-Samuels  
Emily DeMure  
Jenna Ewert

*Colorado*  
Alexa Smith  
Rachel Whipple

*Florida*  
Brynna DeLuzio

*Hawai'i*  
Lillie Klemmer

*Nevada*  
Taylor deProsse

*Tennessee*  
Lauren Dorrell

*Texas*  
Allie Moger  
Taylor Neverdowski  
Anyse Smith

*Canada*  
Danielle Price

## By Position

*Left Side Hitter*  
Taylor Neverdowski  
Alexa Smith  
Anyse Smith  
Justine Spann

*Opposite*  
Emily DeMure  
Lauren Dorrell

*Middle Blocker*  
Naghede Abu  
Lillie Klemmer  
Allie Moger  
Danielle Price

*Setter*  
Brynna DeLuzio  
Jenna Ewert

*Def. Specialist/Libero*  
Gabby Carta-Samuels  
Taylor deProsse  
Rachel Whipple

## By Height

**6-4** Naghede Abu  
Danielle Price

**6-3** Allie Moger

**6-1** Emily DeMure  
Alexa Smith

**6-0** Lauren Dorrell

**5-11** Lillie Klemmer

**5-10** Jenna Ewert  
Taylor Neverdowski  
Anyse Smith

**5-9** Brynna DeLuzio

**5-8** Justine Spann

**5-7** Rachel Whipple

**5-6** Gabby Carta-Samuels

**5-5** Taylor deProsse

## Alphabetical Roster

NO	PLAYER	POS	HT	YR	EXP	HOMETOWN (HS/Previous College)
14	Naghede Abu	MB	6-4	Sr.	3L	Riverside, Calif. (Norte Vista)
3	Gabby Carta-Samuels	DS/L	5-6	Sr.	3L	Saratoga, Calif. (Archbishop Mitty)
10	Brynna DeLuzio	S/L	5-9	So.	1L	Windermere, Fla. (The First Academy)
2	Emily DeMure*	S/OPP	6-1	So.	1L	Granite Bay, Calif. (Granite Bay/Penn State)
20	Taylor deProsse	DS/L	5-5	Fr.	HS	Reno, Nev. (Bishop Manoque Catholic)
21	Lauren Dorrell*	OPP	6-0	So.	2L	Brentwood, Tenn. (Father Ryan)
4	Jenna Ewert	S	5-10	Fr.	HS	Antioch, Calif. (Deer Valley)
16	Lillie Klemmer	MB	5-11	Jr.	2L	Honolulu, Hawai'i (Panahou)
9	Allie Moger	MB	6-3	Fr.	HS	McKinney, Texas (Lovejoy)
5	Zoe Neverdowski	OH/L	5-10	Fr.	HS	Houston, Texas (James E Taylor)
6	Danielle Price*	MB	6-4	R-Fr.	1L	Lethbridge, Alberta, Canada (Chinook)
7	Alexa Smith	OH	6-1	Sr.	2L	Colorado Springs, Colo. (Lewis-Palmer/Purdue)
18	Anyse Smith*	OH	5-10	R-Fr.	1L	Amarillo, Texas (Tascosa)
8	Justine Spann	OH/DS	5-8	Jr.	2L	Chandler, Ariz. (Basha)
12	Rachel Whipple	DS/L	5-7	Jr.	2L	Centennial, Colo. (Smoky Hill)

\*Has used a redshirt season

## Numerical Roster

NO	PLAYER	POS	HT	YR	EXP	HOMETOWN (HS/Previous College)
2	Emily DeMure*	S/OPP	6-1	So.	1L	Granite Bay, Calif. (Granite Bay/Penn State)
3	Gabby Carta-Samuels	DS/L	5-6	Sr.	3L	Saratoga, Calif. (Archbishop Mitty)
4	Jenna Ewert	S	5-10	Fr.	HS	Antioch, Calif. (Deer Valley)
5	Zoe Neverdowski	OH/L	5-10	Fr.	HS	Houston, Texas (James E Taylor)
6	Danielle Price*	MB	6-4	R-Fr.	1L	Lethbridge, Alberta, Canada (Chinook)
7	Alexa Smith	OH	6-1	Sr.	2L	Colorado Springs, Colo. (Lewis-Palmer/Purdue)
8	Justine Spann	OH/DS	5-8	Jr.	2L	Chandler, Ariz. (Basha)
9	Allie Moger	MB	6-3	Fr.	HS	McKinney, Texas (Lovejoy)
10	Brynna DeLuzio	S/L	5-9	So.	1L	Windermere, Fla. (The First Academy)
12	Rachel Whipple	DS/L	5-7	Jr.	2L	Centennial, Colo. (Smoky Hill)
14	Naghede Abu	MB	6-4	Sr.	3L	Riverside, Calif. (Norte Vista)
16	Lillie Klemmer	MB	5-11	Jr.	2L	Honolulu, Hawai'i (Panahou)
18	Anyse Smith*	OH	5-10	R-Fr.	1L	Amarillo, Texas (Tascosa)
20	Taylor deProsse	DS/L	5-5	Fr.	HS	Reno, Nev. (Bishop Manoque Catholic)
21	Lauren Dorrell*	OPP	6-0	So.	2L	Brentwood, Tenn. (Father Ryan)

\*Has used a redshirt season

## How The Buffs Were Built

### Freshman Recruits

2015 Naghede Abu

2016 Lauren Dorrell  
Justine Spann

2017 Danielle Price  
Anyse Smith

2018 Jenna Ewert  
Alexandra Moger

### Walk-ons/Transfers

2015 Gabby Carta-Samuels

2016 Lillie Klemmer  
Alexa Smith  
Rachel Whipple

2017 Brynna DeLuzio  
Emily DeMure

2018 Taylor deProsse  
Zoe Neverdowski

## Buffs Birthdays

Naghede Abu	May 13
Gabby Carta-Samuels	January 12
Brynna DeLuzio	April 28
Emily DeMure	December 4
Taylor deProsse	July 6
Lauren Dorrell	June 21
Jenna Ewert	February 8
Lillie Klemmer	October 1
Allie Moger	February 12
Zoe Neverdowski	May 2
Danielle Price	June 2
Alexa Smith	December 14
Anyse Smith	March 28
Justine Spann	May 1
Rachel Whipple	April 20

## Club Teams

Abu	Rancho Valley
Carta-Samuels	Vision
DeLuzio	Top Select
DeMure	Gold Cal Juniors
deProsse	Northern Nevada Junior
Dorrell	Houston Juniors
Ewert	Absolute
Klemmer	Imi'Ike
Moger	Madfrog
Neverdowski	Texas Tornados
Price	Panthers
Al. Smith	Colorado Juniors
An. Smith	JET-Atomic
Spann	Arizona Storm
Whipple	Colorado Volleyball Association

## Pronunciation Guide

<b>Naghede Abu</b>	nah-geh-tea (rhymes with spaghetti)	<b>Jenna Ewert</b>	EW-ert
<b>Brynna DeLuzio</b>	bryn-ah de-lu-zio	<b>Allie Moger</b>	mow-sure
<b>Taylor deProsse</b>	dee-PROSS	<b>Anyse Smith</b>	ANN-ess



# 2018 BUFFALOES



## Naghede Abu

6-4, Senior, Middle Blocker  
Riverside, Calif. (Norte Vista)



### Mahoney on Abu

"Naghede is one of the most physically dominant middle blockers in the Pac-12 and she continues to work to expand her game. Always a force defensively – we expect her to carry more of an offensive load in her senior season."

### As a Junior in 2017

Abu had another outstanding season for the Buffaloes, starting in all 34 matches and proving to be a dominant force at the net. She led the team in blocks (153), which ranked 27th in the NCAA. With this number, she tied her own CU rally-scoring era single seasons blocks record from 2016. Abu averaged 1.20 blocks per set, which was the sixth best mark in the Pac-12 and 68th in the NCAA. Also an offensive force, Abu recorded the highest hitting percentage on the team (.344), which was fifth best in the Pac-12. As a junior, Abu was once again selected to the Omni Invitational All-Tournament Team after hitting .489 percent with 24 kills and just two errors on 45 attacks. She also added 1.11 blocks per set. Abu also had an outstanding performance in the Pac-12/Big Ten Challenge where she hit a team best (.516) with 20 kills and four errors on 31 attacks. Abu was named the Pac-12 Defensive Player of the Week after helping the Buffs defeat both Oregon State and Oregon. In the upset over then-No.12 Oregon, Abu recorded 11 kills and eight blocks. This is the second time in her career that she was recognized by the conference for her outstanding defensive efforts. For the second year in a row, Abu was an All-Pac 12 Honorable Mention selection. She was also named the NCAA First & Second Round Most Outstanding Player (Baylor bracket). She recorded 268 kills with 153 blocks (19 solos and 134 assists) for 354 points.



### As a Sophomore in 2016

Abu had a breakout sophomore season, starting in all 30 matches. She was sixth in the Pac-12 in blocks per set (1.26), which was 53rd in the NCAA. Abu averaged 1.69 kills per set while attacking at the ninth best mark in the Pac-12 (.323). In just the second match of the season, she tied a CU record with 15 blocks against Portland State. The 15 blocks (in a single match) was tied for second in the NCAA this season and led the Pac-12. Abu set CU's rally-scoring era single

### CAREER HIGHS

Kills – 15 @ Illinois (9/9/17)  
Attacks – 29 vs. ASU (11/18/17)  
Att Per. – .750 vs. WSU (9/20/15)  
Assists – 1, three times  
Aces – 1 vs. USD (8/28/15)  
Digs – 3 vs. Colorado State (9/17/16)  
Blocks – 15 @ Portland State (8/27/16)  
Points – 20.5 @ Portland State (8/27/16)

### HONORS

#### 2017

CU Defensive MVP  
All-Pac-12 Honorable Mention  
NCAA First & Second Round Most Outstanding Player (Baylor bracket)  
Pac-12 Defensive Player of the Week (10/1)  
CU Athlete of the Week (10/4, 12/5)  
Academic All-Pac-12 honorable mention

#### 2016

CU Defensive MVP  
All-Pac-12 Honorable Mention  
Pac-12 All-Academic honorable mention  
Pac-12 Defensive Player of the Week (Sept. 5)  
CU Athlete of the Week (Aug. 30, Sept. 6)  
Omni Invitational All-Tournament Team  
Pac-12 All-Academic Honorable Mention

#### 2015

Pac-12 All-Freshman Honorable Mention  
Pac-12 Freshman of the Week (Oct. 19)  
CU Athlete of the Week (Oct. 27)  
Omni Invitational All-Tournament Team

### SEASON STAT LINES

Overall	MP-MS	GP	K	E	TA	Pct.	KPG	Ast.	APG	SA	Dig	DPG	BS	BA	TB	BPG	Pts.	+/-
2015-Fr.	31-29	118	139	54	335	.254	1.18	3	0.03	1	12	0.10	15	127	142	1.20	218.0	156.5
2016-So.	30-30	121	205	55	465	.323	1.69	0	0.00	0	13	0.11	15	138	153	1.26	289.0	216.0
2017-Jr.	34-34	128	268	70	575	.344	2.09	0	0.00	0	13	0.10	19	134	153	1.20	354.0	267.0
<b>Totals</b>	<b>96-94</b>	<b>367</b>	<b>612</b>	<b>179</b>	<b>1375</b>	<b>.315</b>	<b>1.67</b>	<b>3</b>	<b>0.01</b>	<b>1</b>	<b>38</b>	<b>0.10</b>	<b>49</b>	<b>399</b>	<b>448</b>	<b>1.22</b>	<b>861.5</b>	<b>639.5</b>
Pac-12	MP-MS	GP	K	E	TA	Pct.	KPG	Ast.	APG	SA	Dig	DPG	BS	BA	TB	BPG	Pts.	+/-
2015-Fr.	19-18	75	75	27	200	.240	1.00	0	0.00	0	7	0.09	12	84	96	1.28	129.0	98.0
2016-So.	20-20	82	127	37	322	.280	1.55	0	0.00	0	3	0.04	11	84	95	1.16	180.0	130.0
2017-Jr.	20-20	79	160	46	351	.325	2.03	0	0.00	0	7	0.09	8	81	89	1.13	208.5	153.5
<b>Totals</b>	<b>59-58</b>	<b>236</b>	<b>362</b>	<b>110</b>	<b>873</b>	<b>.289</b>	<b>1.53</b>	<b>0</b>	<b>0.00</b>	<b>0</b>	<b>17</b>	<b>0.07</b>	<b>31</b>	<b>249</b>	<b>280</b>	<b>1.19</b>	<b>517.5</b>	<b>381.5</b>



## 2018 BUFFALOES

season blocks record with 153, surpassing the former record by two (151). During the season, Abu was named the CU Athlete of the Week twice, was selected to the Omni Invitational All-Tournament Team and was honored as the Pac-12 Defensive Player of the Week after helping the Buffs upset then-No. 13 Penn State and then-No. 17 Illinois at the Pac-12/Big Ten Challenge with 1.20 blocks per set. In the match against PSU, Abu recorded nine kills and six blocks. The following night she recorded 13 kills and four blocks against UI. Offensively during the 2016 campaign, Abu recorded 10 or more kills in four matches and hit .400 or above 12 times. Abu led the Buffs in blocks 21 times this season and was one of three Buffs to play in all 121 sets. An All-Pac-12 honorable mention selection, Abu recorded 205 kills and hit .323 while adding 153 blocks (15 solo and 138 assists) for 289.0 points.

#### As a Freshman in 2015

Abu was a force at the net for the Buffs in her freshman campaign, ranking eighth in the Pac-12 in blocks with 1.20 per set, which was 64th in the NCAA. Abu posted 142 total blocks, 15 solo and 127 assists, which broke CU's freshman season record and is tied for the sixth best single season in Colorado history. In conference only matches, Abu averaged 1.28 blocks per set, which was third in the league. An Omni Invitational All-Tournament Team selection, she recorded a season best 10 kills and just one error on 12 attacks against Weber State (9/18), to hit .750, which tied the 13th best hitting percentage in CU history. Abu was the first CU freshman to earn Pac-12 Freshman of the Week honors after she averaged 1.50 blocks per set as CU defeated Cal and Stanford. The following week, Abu posted 2.25 blocks per set (18 blocks in eight sets), which included a career best 11 at Arizona (10/23). The following night against Arizona State (10/23), Abu posted seven total blocks, five solos and two assists. Abu played in 31 of 32 matches for the Buffs, earning 29 starts. She was named a Pac-12 All-Freshman honorable mention selection after recording 139 kills and 142 blocks while hitting .254 in 2015.

#### High School

Abu didn't start playing competitive volleyball until her junior year of high school, but she has excelled quickly. She earned all-league honors

#### 2015 Match-by-Match (as a freshman)

Team (Date)	GP	K	E	TA	Pct.	Ast.	SA	SE	RE	Dig	BS	BA	BE	BHE	Pts.
SAN DIEGO (8/28)	3	2	1	6	.167	0	1	0	0	0	0	4	0	0	5.0
FLORIDA STATE (8/29)	5	4	2	10	.200	1	0	0	0	0	0	5	0	0	6.5
OKLAHOMA (8/29)	5	5	2	9	.333	0	0	0	0	1	0	3	0	0	6.5
@ Penn State (9/4)	3	8	1	12	.583	0	0	0	0	0	0	3	0	0	9.5
vs. Illinois (9/5)	3	3	4	11	-.091	0	0	0	0	0	0	2	0	0	4.0
vs. Sam Houston State (9/11)	3	4	2	10	.200	0	0	0	0	0	0	4	1	0	6.0
vs. Louisiana-Lafayette (9/12)	3	4	3	11	.091	1	0	0	0	0	1	2	0	0	6.0
@ Rice (9/12)	4	3	2	9	.111	0	0	0	0	1	1	2	1	0	5.0
MONTANA STATE (9/18)	4	6	4	11	.182	0	0	0	1	1	1	4	0	0	9.0
WEBER STATE (9/18)	3	10	1	12	.750	0	0	0	0	0	0	4	0	0	12.0
GEORGE MASON (9/20)	4	8	3	20	.250	0	0	0	0	0	0	5	1	0	10.5
AIR FORCE (9/20)	3	7	2	14	.357	1	0	0	0	2	0	5	0	0	9.5
@ Utah (9/23)	4	1	0	7	.143	0	0	0	0	1	0	1	0	0	1.5
@ Washington (9/27)	3	2	14	.000	0	0	0	0	0	1	0	2	0	0	3.0
@ Oregon (10/2)	5	8	1	15	.467	0	0	0	0	0	0	7	0	0	11.5
@ Oregon State (10/4)	3	6	1	10	.500	0	0	0	0	0	0	1	0	0	6.5
USC (10/9)	5	5	2	10	.300	0	0	0	0	1	0	6	0	0	8.0
UCLA (10/11)	3	6	0	9	.667	0	0	0	0	0	0	4	0	0	8.0
CALIFORNIA (10/16)	4	5	3	17	.118	0	0	0	0	1	0	5	1	0	7.5
STANFORD (10/18)	4	2	2	8	.000	0	0	0	0	0	0	7	0	0	5.5
@ Arizona (10/23)	4	4	0	8	.500	0	0	0	0	0	2	9	0	0	10.5
@ Arizona State (10/24)	4	4	1	7	.429	0	0	0	0	0	5	2	1	0	10.0
OREGON STATE (10/30)	5	7	3	21	.190	0	0	0	0	1	1	7	0	0	11.5
OREGON (10/31)	5	5	0	16	.312	0	0	0	0	0	1	7	1	0	9.5
@ UCLA (11/4)	3	5	0	10	.500	0	0	0	0	0	0	2	0	0	6.0
@ USC (11/6)	4	4	3	12	.083	0	0	0	0	0	0	3	1	0	5.5
ARIZONA STATE (11/12)	3	1	0	3	.333	0	0	0	0	0	1	3	0	0	3.5
@ Stanford (11/19)	4	3	2	7	.143	0	0	0	0	0	0	2	0	0	4.0
@ California (11/21)	3	5	4	11	.091	0	0	0	0	0	1	3	0	0	7.5
WASHINGTON STATE (11/25)	5	0	2	6	-.333	0	0	0	0	1	0	5	0	0	2.5
UTAH (11/27)	4	2	1	9	.111	0	0	0	0	1	1	8	0	0	7.0
<b>TOTALS</b>	<b>118</b>	<b>139</b>	<b>54</b>	<b>335</b>	<b>.254</b>	<b>3</b>	<b>1</b>	<b>0</b>	<b>1</b>	<b>12</b>	<b>15</b>	<b>127</b>	<b>7</b>	<b>0</b>	<b>218.5</b>
<b>TOTALS - Pac-12</b>	<b>75</b>	<b>75</b>	<b>27</b>	<b>200</b>	<b>.240</b>	<b>0</b>	<b>0</b>	<b>0</b>	<b>0</b>	<b>7</b>	<b>12</b>	<b>84</b>	<b>4</b>	<b>0</b>	<b>129.0</b>

#### 2016 Match-by-Match (as a sophomore)

Team (Date)	GP	K	E	TA	Pct.	Ast.	SA	SE	RE	Dig	BS	BA	BE	BHE	Pts.
vs. Texas Tech (8/26)	5	5	2	12	.250	0	0	0	0	1	0	3	2	0	6.5
@ Portland State (8/27)	5	13	3	24	.417	0	0	0	0	2	0	15	0	0	20.5
vs. Long Beach State (8/27)	3	9	0	13	.692	0	0	0	0	2	0	3	0	0	10.5
PENN STATE (9/3)	5	9	4	23	.217	0	0	0	0	1	2	6	0	0	14.0
ILLINOIS (9/4)	5	13	3	21	.476	0	0	0	0	0	0	4	0	0	15.0
@ San Diego (9/9)	3	6	1	11	.455	0	0	0	0	1	2	4	1	0	10.0
vs. UC Irvine (9/10)	3	6	0	10	.600	0	0	0	0	0	0	6	1	0	9.0
CHICAGO STATE (9/16)	3	4	0	5	.800	0	0	0	0	0	0	1	1	0	4.5
NEW ORLEANS (9/17)	3	5	2	11	.273	0	0	0	0	0	0	7	0	0	8.5
COLORADO STATE (9/17)	4	8	3	13	.385	0	0	0	0	3	0	5	0	0	10.5
UTAH (9/21)	5	5	1	20	.200	0	0	0	0	1	0	7	1	0	8.5
ARIZONA (9/25)	5	7	2	24	.208	0	0	0	1	0	0	5	1	0	9.5
SOUTHERN CALIF. (9/30)	4	8	0	21	.381	0	0	0	0	0	0	6	0	0	11.0
UCLA (10/2)	4	10	3	20	.350	0	0	0	0	0	0	6	0	0	13.0
at Stanford (10/7)	4	9	5	19	.211	0	0	0	0	0	1	4	1	0	12.0
at California (10/9)	4	8	2	22	.273	0	0	0	0	0	1	4	0	0	11.0
at Washington State (10/14)	5	6	1	11	.455	0	0	0	0	0	1	3	2	0	8.5
at Washington (10/16)	3	0	6	10	-.600	0	0	0	0	0	1	1	1	0	1.5
OREGON STATE (10/21)	4	7	3	17	.235	0	0	0	0	0	0	3	0	0	8.5
OREGON (10/22)	4	4	1	11	.273	0	0	0	0	0	0	3	0	0	5.5
at UCLA (10/28)	5	8	2	15	.400	0	0	0	0	0	2	6	0	0	13.0
at Southern Calif. (10/29)	3	5	0	8	.625	0	0	0	0	0	1	1	0	0	6.5
STANFORD (11/4)	4	4	3	14	.071	0	0	0	0	0	0	3	1	0	5.5
CALIFORNIA (11/6)	3	7	1	16	.375	0	0	0	0	0	0	5	0	0	9.5
at Oregon (11/10)	4	9	1	18	.444	0	0	0	0	0	0	3	0	0	10.5
at Oregon State (11/12)	5	8	0	15	.533	0	0	0	0	0	1	8	2	0	13.0
WASHINGTON (11/18)	4	5	1	12	.333	0	0	0	0	1	0	2	1	0	6.0
WASHINGTON STATE (11/20)	3	3	3	7	.000	0	0	0	0	0	0	3	1	0	4.5
at Arizona State (11/23)	4	4	2	17	.118	0	0	0	0	0	2	6	0	0	9.0
at Utah (11/25)	5	10	0	25	.400	0	0	0	0	1	1	5	1	0	13.5
<b>TOTALS</b>	<b>121</b>	<b>205</b>	<b>55</b>	<b>465</b>	<b>.323</b>	<b>0</b>	<b>0</b>	<b>0</b>	<b>1</b>	<b>13</b>	<b>15</b>	<b>138</b>	<b>17</b>	<b>0</b>	<b>289.0</b>
<b>TOTALS - Pac-12</b>	<b>82</b>	<b>127</b>	<b>37</b>	<b>322</b>	<b>.280</b>	<b>0</b>	<b>0</b>	<b>0</b>	<b>1</b>	<b>3</b>	<b>11</b>	<b>84</b>	<b>12</b>	<b>0</b>	<b>180.0</b>



while averaging 3.2 kills and 1.02 blocks per set as a junior. She tallied a school record of 30 kills in a match against Kaiser High School in 2014.

She also played for Rancho Valley Volleyball Club in San Bernardino, Calif. for coaches Danny Scott and Kim Cherniss. Her team competed at USAV Girls Junior National Championship in the 18 Open Division and placed 16th overall. The squad also won the bronze medal at the SCVA qualifier in Los Angeles and a silver medal at the annual Las Vegas Classic, one of the premier tournaments in the country.

The accomplished multi-sport athlete also competed in basketball and track and field at NVHS. A star on the on the basketball court, Abu led the conference in points, rebounds and blocks as a sophomore and junior. She earned four letters on the team and also earned a letter as a long and high jumper on the track and field team. New Mexico State, UCLA, UC Davis and TCU are among many other schools that also recruited Abu.

## Personal


Naghede Abu was born on May 13, 1997 in Benin, Nigeria. She is the daughter of Ehiozogie Idahosa and has two siblings, Omoregie Abu and Etin Okaundaye. She was raised in Nigeria, but her family moved to the United States when she was 14. Abu can speak three languages and loves to cook.

## Academics

Abu is a business administration major with an emphasis in finance and accounting and is pursuing a minor in leadership studies. She owns a GPA greater than 3.20, which earned her a spot on the Pac-12 All-Academic honorable mention team in 2016 and '17. She is a member of the National Honor Society and was named a scholar athlete as a sophomore in high school. Abu was her class valedictorian her sophomore, junior and senior years.

## 2017 Match-by-Match (as a junior)

Team (Date)	GP	K	E	TA	Pct.	Ast.	SA	SE	RE	Dig	BS	BA	BE	BHE	Pts.
vs. Northwestern St. (8/25)	4	5	3	14	.143	0	0	0	0	0	1	9	0	0	10.5
vs. Seton Hall (8/26)	3	9	0	16	.562	0	0	0	0	0	2	4	1	0	13.0
@ Oklahoma (8/26)	4	6	1	17	.294	0	0	0	0	0	2	5	0	0	10.5
WAKE FOREST (9/2)	3	7	0	14	.500	0	0	0	0	0	0	2	1	0	8.0
RICE (9/2)	3	9	2	18	.389	0	0	0	0	0	0	3	0	0	10.5
ABILENE CHRISTIAN (9/3)	3	8	0	13	.615	0	0	0	0	1	0	5	1	0	10.5
vs. Penn State (9/8)	3	5	2	10	.300	0	0	0	0	0	1	3	1	0	7.5
@ Illinois (9/9)	5	15	2	21	.619	0	0	0	0	0	0	6	2	0	18.0
XAVIER (9/15)	4	7	3	16	.250	0	0	0	0	2	2	2	1	0	10.0
vs. Albany (9/16)	3	11	2	20	.450	0	0	0	0	0	1	3	0	0	13.5
@ Colorado State (9/16)	5	7	3	22	.182	0	0	0	0	1	0	3	1	0	8.5
@ Utah (9/22)	4	10	4	21	.286	0	0	0	0	1	1	4	0	0	13.0
STANFORD (9/24)	5	7	3	14	.286	0	0	0	0	1	0	6	0	0	10.0
OREGON STATE (9/29)	5	12	1	19	.579	0	0	0	0	1	1	3	1	0	14.5
OREGON (9/30)	4	11	2	27	.333	0	0	0	0	0	1	8	0	0	16.0
@ Washington State (10/6)	4	5	3	21	.095	0	0	0	0	0	1	4	1	0	8.0
@ Washington (10/8)	3	4	5	14	-.071	0	0	0	0	0	0	2	1	0	5.0
@ Arizona State (10/13)	3	7	0	11	.636	0	0	0	0	0	1	3	1	0	9.5
@ Arizona (10/15)	5	10	7	24	.125	0	0	0	0	0	0	3	1	0	11.5
SOUTHERN CALIF. (10/20)	3	8	2	12	.500	0	0	0	0	1	0	5	0	0	10.5
UCLA (10/21)	5	12	3	22	.409	0	0	0	0	0	0	7	0	0	15.5
@ Oregon (10/27)	5	8	2	17	.353	0	0	0	0	0	0	3	1	0	9.5
@ Oregon State (10/28)	4	14	0	24	.583	0	0	0	0	2	0	4	1	0	16.0
WASHINGTON STATE (11/1)	3	6	2	13	.308	0	0	0	0	0	0	5	1	0	8.5
WASHINGTON (11/3)	3	3	1	7	.286	0	0	0	0	1	0	1	0	0	3.5
@ UCLA (11/9)	3	5	1	12	.333	0	0	0	1	0	0	5	0	0	7.5
@ Southern Calif. (11/11)	5	8	1	17	.412	0	0	0	0	0	0	2	0	0	9.0
ARIZONA (11/17)	3	4	0	8	.500	0	0	0	0	0	0	3	0	0	5.5
ARIZONA STATE (11/18)	5	10	4	29	.207	0	0	0	0	0	2	6	0	0	15.0
@ California (11/22)	3	11	1	19	.526	0	0	0	0	0	0	3	0	0	12.5
UTAH (11/24)	4	5	4	20	.050	0	0	0	0	0	1	4	0	0	8.0
vs. James Madison (12/1)	3	9	1	13	.615	0	0	0	0	2	1	1	0	0	10.5
@ Baylor (12/2)	3	7	3	18	.222	0	0	0	0	0	1	7	0	0	11.5
vs. Nebraska (12/8)	3	3	2	12	.083	0	0	0	0	0	0	0	0	0	3.0
<b>TOTALS</b>	<b>128</b>	<b>268</b>	<b>70</b>	<b>575</b>	<b>.344</b>	<b>0</b>	<b>0</b>	<b>0</b>	<b>1</b>	<b>13</b>	<b>19</b>	<b>134</b>	<b>16</b>	<b>0</b>	<b>354.0</b>
<b>TOTALS - Pac-12</b>	<b>79</b>	<b>160</b>	<b>46</b>	<b>351</b>	<b>.325</b>	<b>0</b>	<b>0</b>	<b>0</b>	<b>1</b>	<b>7</b>	<b>8</b>	<b>81</b>	<b>8</b>	<b>0</b>	<b>208.5</b>





## 2018 BUFFALOES



## Gabby Carta-Samuels

5-6, Senior, Defensive Specialist/Libero  
Saratoga, Calif. (Archbishop Mitty)




### Mahoney on Carta-Samuels

"Gabby enjoyed a breakout junior season taking over the libero jersey - adding a competitive and defensive edge to our team. Gabby will captain our defense again this season."

### As a Junior in 2017

Carta-Samuels had a breakout season as a junior, seeing action in 33 of 34 matches, and earning the libero position for the Buffs. She led the team in digs (414) and her 3.52 digs per set was the eighth best mark in the Pac-12. Carta-Samuels was the libero in CU's win over Oklahoma (8/26), where she recorded a then-career-best 19 digs. Two of Carta-Samuels best performances came in close losses to conference opponents, then-No.4 Stanford (9/24) and UCLA (10/21). In the match against Stanford, Carta-Samuels handed out a career best eight assists as well as 11 digs. In the narrow 2-3 loss to UCLA, Carta-Samuels led the Buffs with her career-high of 25 digs. She recorded double-digit digs in 23 matches this season, and entered in to CU's 20+ digs club for her performances in matches against Utah (9/24), UCLA (10/21) and OSU (10/28).



### CAREER HIGHS

Kills - 1 vs. Long Beach State  
(8/27/16)  
Attacks - 1, twice  
Assists - 1, three times  
Aces - 2, twice  
Digs - 6 vs. AFA (9/20/15)  
Points - 2.0, twice

### As a Sophomore in 2016

Carta-Samuels was a significant contributor for the Buffs as a sophomore, playing in 20 matches mainly as a defensive specialist. She saw time in the first five matches of the campaign and recorded a season-best five digs against Long Beach State (8/27), the third contest of the season, before suffering an injury which forced her to miss eight matches. Carta-Samuels returned to the line-up against then-No. 12 UCLA, helping CU record a five-set upset. She tied her season-best five digs later in the campaign against California (10/9). Carta-Samuels recorded 21 digs (0.36 per set) during the season and added one kill, two assists and six aces for 7.0 points.

### As a Freshman in 2015

Carta-Samuels saw action in 14 matches for the Buffs, debuting in the season opener against San Diego (8/28). She recorded a season-best six digs in a 3-0 win against Air Force (9/20). Carta-Samuels tallied 20 digs and two assists during the season.

### SEASON STAT LINES

Overall	MP-MS	GP	K	E	TA	Pct.	KPG	Ast.	APG	SA	Dig	DPG	BS	BA	TB	BPG	Pts.	+/-
2015-Fr.	14-0	26	0	0	0	.000	0.00	2	0.05	1	20	0.77	0	0	0	0.00	1.0	-9.0
2016-So.	20-0	58	1	0	2	.500	0.02	2	0.03	6	21	0.36	0	0	0	0.00	7.0	-1.0
2017-Jr.	33-0	118	2	0	6	.333	0.02	85	0.72	8	414	3.51	0	0	0	0.00	10.0	-40.0
<b>Totals</b>	<b>67-0</b>	<b>202</b>	<b>3</b>	<b>0</b>	<b>8</b>	<b>.375</b>	<b>0.01</b>	<b>89</b>	<b>0.44</b>	<b>15</b>	<b>455</b>	<b>2.25</b>	<b>0</b>	<b>0</b>	<b>0</b>	<b>0.00</b>	<b>18.0</b>	<b>-50.0</b>
Pac-12	MP-MS	GP	K	E	TA	Pct.	KPG	Ast.	APG	SA	Dig	DPG	BS	BA	TB	BPG	Pts.	+/-
2015-Fr.	6-0	11	0	0	0	.000	0.00	1	0.09	0	7	0.64	0	0	0	0.00	0.0	-2.0
2016-So.	15-0	44	0	0	1	.000	0.00	1	0.02	6	14	0.32	0	0	0	0.00	6.0	2.0
2017-Jr.	20-0	77	1	0	4	.250	0.01	59	0.77	6	275	3.57	0	0	0	0.00	7.0	-23.0
<b>Totals</b>	<b>21-0</b>	<b>55</b>	<b>0</b>	<b>0</b>	<b>1</b>	<b>.000</b>	<b>0.00</b>	<b>2</b>	<b>0.04</b>	<b>6</b>	<b>21</b>	<b>0.387</b>	<b>0</b>	<b>0</b>	<b>0</b>	<b>0.00</b>	<b>6.00</b>	<b>-23.0</b>



# 2018 BUFFALOES



## High School

Carta-Samuels was named a 2014 AVCA Under Armour Third Team All-American after helping Archbishop Mitty to a 37-3 record. During the year, she collected 800 digs (4.1 per set) and added 50 aces. AMHS put tougher a 41-4 record in 2013 and during those two seasons, Carta-Samuels handled 1,236 serve receptions.

Archbishop Mitty was the No. 1 team in the country during the 2013 and 14 seasons, winning the league championship, Central Coach Section Championship and the California State Championship both seasons. During her senior season, Carta-Samuels was named to the Durango and Stockton All-Tournament Teams and the WCAL First Team. The team captain was also named the most inspirational player in 2014.

She played club volleyball for Vision VBS in Los Gatos, Calif., for Jason Mansfield. Her team qualified for six Junior Olympics and won many tournament titles.

Washington, UC Irvine, LMU, TCU and Oregon also recruited Carta-Samuels. She decided on Colorado because she felt a true sense of family, the community, it's a beautiful place and she had no doubt in her mind this was the place she wanted to be after she visited.

## Personal

Gabrielle Carta-Samuels was born on January 12, 1997 and is the daughter of James Samuels and Lilinda Carta-Samuels of Saratoga, Calif. She has two older brothers, Austyn and Kyle. Her father played football at Utah State, while her mother swam at Santa Clara. Austyn played quarterback for Vanderbilt in 2013 and was the back-up quarterback in 2012 after transferring from Wyoming. Kyle is as member of the Washington football team (quarterback). Her grandfather, Tom Samuels, played baseball at Vanderbilt. Carta-Samuels enjoys watching football, running and music.

## Academics

Carta-Samuels is majoring in psychology with a minor in leadership studies.

## 2015 Match-by-Match (as freshman)

Team (Date)	GP	K	E	TA	Pct.	Ast.	SA	SE	RE	Dig	BS	BA	BE	BHE	Pts.
SAN DIEGO (8/28)	1	0	0	0	.000	0	0	0	1	0	0	0	0	0	0.0
OKLAHOMA (8/29)	2	0	0	0	.000	0	0	0	0	1	0	0	0	0	0.0
@ Penn State (9/4)	2	0	0	0	.000	0	0	2	0	0	0	0	0	0	0.0
vs. Illinois (9/5)	1	0	0	0	.000	0	0	0	0	0	0	0	0	0	0.0
MONTANA STATE (9/18)	1	0	0	0	.000	0	0	0	0	1	0	0	0	0	0.0
WEBER STATE (9/18)	3	0	0	0	.000	1	0	2	0	2	0	0	0	0	0.0
GEORGE MASON (9/20)	2	0	0	0	.000	0	1	0	0	3	0	0	0	0	1.0
AIR FORCE (9/20)	3	0	0	0	.000	0	0	2	1	6	0	0	0	0	0.0
@ Utah (9/23)	2	0	0	0	.000	0	0	0	1	0	0	0	0	0	0.0
@ Washington (9/27)	1	0	0	0	.000	0	0	0	0	1	0	0	0	0	0.0
@ Oregon State (10/4)	2	0	0	0	.000	0	0	1	0	1	0	0	0	0	0.0
USC (10/9)	3	0	0	0	.000	0	0	0	0	3	0	0	0	0	0.0
CALIFORNIA (10/16)	1	0	0	0	.000	1	0	0	0	2	0	0	0	0	0.0
@ Arizona State (10/24)	2	0	0	0	.000	0	0	0	0	0	0	0	0	0	0.0
<b>TOTALS</b>	<b>26</b>	<b>0</b>	<b>0</b>	<b>0</b>	<b>.000</b>	<b>2</b>	<b>1</b>	<b>9</b>	<b>3</b>	<b>20</b>	<b>0</b>	<b>0</b>	<b>0</b>	<b>0</b>	<b>1.0</b>
<b>TOTALS - Pac-12</b>	<b>11</b>	<b>0</b>	<b>0</b>	<b>0</b>	<b>.000</b>	<b>1</b>	<b>0</b>	<b>1</b>	<b>1</b>	<b>7</b>	<b>0</b>	<b>0</b>	<b>0</b>	<b>0</b>	<b>0.0</b>

## 2016 Match-by-Match (as a sophomore)

Team (Date)	GP	K	E	TA	Pct.	Ast.	SA	SE	RE	Dig	BS	BA	BE	BHE	Pts.
vs. Texas Tech (8/26)	3	0	0	0	.000	0	0	2	0	0	0	0	0	0	0.0
@ Portland State (8/27)	4	0	0	0	.000	1	0	1	0	2	0	0	0	0	0.0
vs. Long Beach State (8/27)	3	1	0	1	1.000	0	0	0	1	5	0	0	0	0	1.0
PENN STATE (9/3)	2	0	0	0	.000	0	0	0	0	0	0	0	0	0	0.0
ILLINOIS (9/4)	2	0	0	0	.000	0	0	0	0	0	0	0	0	0	0.0
UCLA (10/2)	3	0	0	0	.000	0	0	0	1	0	0	0	0	0	0.0
at Stanford (10/7)	4	0	0	0	.000	0	0	0	0	0	0	0	0	0	0.0
at California (10/9)	4	0	0	0	.000	0	0	0	0	5	0	0	0	0	0.0
at Washington State (10/14)	4	0	0	0	.000	0	2	1	0	0	0	0	0	0	2.0
at Washington (10/16)	2	0	0	0	.000	1	1	0	0	2	0	0	0	0	1.0
OREGON STATE (10/21)	4	0	0	1	.000	0	0	0	0	1	0	0	0	0	0.0
OREGON (10/22)	1	0	0	0	.000	0	0	0	0	0	0	0	0	0	0.0
at UCLA (10/28)	5	0	0	0	.000	0	0	0	0	2	0	0	0	0	0.0
at Southern Calif. (10/29)	3	0	0	0	.000	0	0	2	0	0	0	0	0	0	0.0
STANFORD (11/4)	3	0	0	0	.000	0	0	0	0	3	0	0	0	0	0.0
CALIFORNIA (11/6)	3	0	0	0	.000	0	2	0	0	1	0	0	0	0	2.0
at Oregon (11/10)	3	0	0	0	.000	0	1	0	0	0	0	0	0	0	1.0
at Oregon State (11/12)	2	0	0	0	.000	0	0	0	0	0	0	0	0	0	0.0
at Arizona State (11/23)	2	0	0	0	.000	0	0	0	0	0	0	0	0	0	0.0
at Utah (11/25)	1	0	0	0	.000	0	0	0	0	0	0	0	0	0	0.0
<b>TOTALS</b>	<b>58</b>	<b>1</b>	<b>0</b>	<b>2</b>	<b>.500</b>	<b>2</b>	<b>6</b>	<b>6</b>	<b>2</b>	<b>21</b>	<b>0</b>	<b>0</b>	<b>0</b>	<b>0</b>	<b>7.0</b>
<b>TOTALS - Pac-12</b>	<b>44</b>	<b>0</b>	<b>0</b>	<b>1</b>	<b>.000</b>	<b>1</b>	<b>6</b>	<b>3</b>	<b>1</b>	<b>14</b>	<b>0</b>	<b>0</b>	<b>0</b>	<b>0</b>	<b>6.0</b>

## 2017 Match-by-Match (as a junior)

Team (Date)	GP	K	E	TA	Pct.	Ast.	SA	SE	RE	Dig	BS	BA	BE	BHE	Pts.
vs. Northwestern St. (8/25)	1	0	0	0	.000	0	0	0	0	0	0	0	0	0	0.0
vs. Seton Hall (8/26)	1	0	0	0	.000	2	0	0	0	6	0	0	0	0	0.0
@ Oklahoma (8/26)	4	0	0	0	.000	4	0	1	2	19	0	0	0	0	0.0
WAKE FOREST (9/2)	3	0	0	0	.000	1	0	0	1	6	0	0	0	1	0.0
RICE (9/2)	3	0	0	0	.000	3	0	1	0	15	0	0	0	0	0.0
ABILENE CHRISTIAN (9/3)	3	0	0	0	.000	2	1	0	1	9	0	0	0	0	1.0
vs. Penn State (9/8)	3	0	0	0	.000	1	0	0	0	4	0	0	0	0	0.0
@ Illinois (9/9)	5	0	0	0	.000	4	0	1	4	17	0	0	0	0	0.0
XAVIER (9/15)	4	1	0	2	.500	3	0	0	2	16	0	0	0	0	1.0
vs. Albany (9/16)	3	0	0	0	.000	0	1	1	0	12	0	0	0	0	1.0
@ Colorado State (9/16)	5	0	0	0	.000	3	0	2	1	13	0	0	0	0	0.0
@ Utah (9/22)	4	0	0	0	.000	2	0	2	0	23	0	0	0	0	0.0
STANFORD (9/24)	5	0	0	0	.000	8	0	0	0	11	0	0	0	0	0.0
OREGON STATE (9/29)	5	0	0	1	.000	1	1	0	3	19	0	0	0	0	1.0
OREGON (9/30)	4	0	0	0	.000	3	0	0	3	17	0	0	0	0	0.0
@ Washington State (10/6)	2	0	0	0	.000	2	0	1	1	12	0	0	0	0	0.0
@ Washington (10/8)	3	0	0	0	.000	1	0	1	2	13	0	0	0	0	0.0
@ Arizona State (10/13)	3	0	0	0	.000	1	0	0	0	11	0	0	0	0	0.0
@ Arizona (10/15)	5	0	0	1	.000	5	2	0	0	16	0	0	0	0	2.0
SOUTHERN CALIF. (10/20)	3	0	0	0	.000	2	1	1	1	8	0	0	0	0	1.0
UCLA (10/21)	5	0	0	0	.000	1	1	0	0	25	0	0	0	0	1.0
@ Oregon (10/27)	5	0	0	0	.000	2	0	0	2	17	0	0	0	0	0.0
@ Oregon State (10/28)	4	0	0	0	.000	2	0	0	1	22	0	0	0	1	0.0
WASHINGTON STATE (11/1)	3	0	0	0	.000	2	0	0	0	12	0	0	0	0	0.0
WASHINGTON (11/3)	3	0	0	0	.000	3	0	2	0	7	0	0	0	1	0.0
@ UCLA (11/9)	3	0	0	0	.000	4	0	0	0	12	0	0	0	0	0.0
@ Southern Calif. (11/11)	5	0	0	0	.000	3	0	0	5	9	0	0	0	0	0.0
ARIZONA (11/17)	3	0	0	0	.000	3	1	1	1	1	0	0	0	0	1.0
ARIZONA STATE (11/18)	5	0	0	0	.000	5	0	0	1	14	0	0	0	0	0.0
@ California (11/22)	3	1	0	1	1.000	4	0	0	0	11	0	0	0	0	1.0
UTAH (11/24)	4	0	0	1	.000	5	0	0	0	15	0	0	0	0	0.0
vs. James Madison (12/1)	3	0	0	0	.000	3	0	1	1	9	0	0	0	0	0.0
@ Baylor (12/2)	3	0	0	0	.000	0	0	0	0	13	0	0	0	0	0.0
vs. Nebraska (12/8)															
DNP - INJ															
<b>TOTALS</b>	<b>118</b>	<b>2</b>	<b>0</b>	<b>6</b>	<b>.333</b>	<b>85</b>	<b>8</b>	<b>15</b>	<b>32</b>	<b>414</b>	<b>0</b>	<b>0</b>	<b>0</b>	<b>3</b>	<b>10.0</b>
<b>TOTALS - Pac-12</b>	<b>77</b>	<b>1</b>	<b>0</b>	<b>4</b>	<b>.250</b>	<b>59</b>	<b>6</b>	<b>8</b>	<b>20</b>	<b>275</b>	<b>0</b>	<b>0</b>	<b>0</b>	<b>2</b>	<b>7.0</b>



## 2018 BUFFALOES



## Alexa Smith

6-1, Senior, Outside Hitter

Colorado Springs, Colo. (Lewis-Palmer/Purdue)



## Mahoney on Smith

"Our top point-scorer for the last two seasons, Lex can do it all: she's a dominant attacker and an elite defender. One of the premier six-rotation outside hitters in the country, we will rely on Lex to lead our team once again this season."

## As a Junior in 2017

Smith had another outstanding season for the Buffs, starting in all 32 games played in. She led the team in kills (484), total attacks (1,330) and points (531.0), and had the second most digs on the team (345). Smith's 3.97 kills per set ranked seventh in the Pac-12 and 50th in the NCAA. Her 4.34 points per set also gave her the seventh best mark in the Pac-12, and was 60th in the NCAA. Smith was named to the NIKE Invitational All-Tournament team after leading CU to three wins. In that tournament she tallied 50 kills and hit .351 while adding 23 digs. She was also named the Omni Invitational MVP after she hit .437 in two matches with 23 kills and just two errors on 28 attacks. In the five-set win over Illinois (9/9), Smith tallied a then-season-best 19 kills while adding 12 digs for a double-double. In CU's upset win over No.22 Colorado State (9/16), she recorded a then-career-high 25 kills with 15 digs, which helped her earn Pac-12 Offensive Player of the Week, CU Athlete of the Week and VolleyMob National Player of the Week. She went on to tie her that then-career-high kills (25) in matches against Stanford (9/24) and Arizona (10/15). She hammered a career-high 27 kills in the Buff's tough 3-2 loss to UCLA (10/21). Smith recorded 17 total double-doubles on the season, and recorded over 20 kills in eight matches. She was honored as an



## CAREER HIGHS

Kills – 27 vs. UCLA (10/21/17)  
 Attacks – 72 vs. UCLA (10/21/17)  
 Att Per. – .529 (at Purdue)  
 Assists – 3, twice  
 Aces – 3, twice  
 Digs – 19, twice  
 Blocks – 5 vs. USC (9/30/16)  
 Points – 28.0 @ Colorado State (9/16/17)

## HONORS

## 2017

AVCA Second Team All-American  
 AVCA All-Pacific South Region  
 NCAA First & Second Round  
 All-Tournament (Baylor bracket)  
 All-Pac-12  
 Academic All-Pac-12 honorable mention  
 NIKE Invitational All-Tournament Team  
 Omni Invitational All-Tournament MVP  
 CU Athlete of the Week (9/5, 9/18, 9/25, 10/12)  
 Pac-12 Offensive Player of the Week (9/18)  
 VolleyMob National Player of the Week (9/18)

## 2016

All-Pac-12 Honorable Mention  
 Omni Invitational MVP  
 CU Offensive MVP  
 Pac-12 All-Stars Team  
 USA CNT Team – Europe Tour

## SEASON STAT LINES

Overall	MP-MS	GP	K	E	TA	Pct.	KPG	Ast.	APG	SA	Dig	DPG	BS	BA	TB	BPG	Pts.	+/-
2016-So.	30-30	120	380	151	1075	.213	3.17	15	0.12	21	313	2.61	3	51	54	0.45	429.5	209.5
2017-Jr.	32-32	122	484	164	1330	.241	3.97	24	0.20	20	345	2.83	8	38	46	0.38	531.0	308.0
<b>Totals</b>	<b>62-62</b>	<b>242</b>	<b>864</b>	<b>315</b>	<b>2405</b>	<b>.228</b>	<b>3.57</b>	<b>39</b>	<b>0.16</b>	<b>41</b>	<b>658</b>	<b>2.72</b>	<b>11</b>	<b>89</b>	<b>100</b>	<b>0.41</b>	<b>960.5</b>	<b>517.5</b>
Pac-12	MP-MS	GP	K	E	TA	Pct.	KPG	Ast.	APG	SA	Dig	DPG	BS	BA	TB	BPG	Pts.	+/-
2016-So.	20-20	82	248	112	754	.180	3.02	9	0.11	8	225	2.74	3	35	38	0.46	276.5	114.5
2017-Jr.	20-20	79	309	116	858	.225	3.91	14	0.18	12	244	3.09	3	27	30	0.38	337.5	190.5
<b>Totals</b>	<b>40-40</b>	<b>161</b>	<b>557</b>	<b>228</b>	<b>1612</b>	<b>.204</b>	<b>3.46</b>	<b>23</b>	<b>0.14</b>	<b>20</b>	<b>469</b>	<b>2.91</b>	<b>6</b>	<b>62</b>	<b>68</b>	<b>0.42</b>	<b>614.0</b>	<b>305.0</b>





All-Pac-12 First Team selection, NCAA Waco Sub-Regional All-Tournament Team, AVCA All-Pacific South Region and AVCA Second Team All-America.

## As a Sophomore in 2016

Smith made an immediate impact on the team, joining the Buffs as a sophomore. She earned a starting position right out of the gate and played in 120 of 121 sets. A starter in all 30 matches, Smith led the team with 3.17 kills per set and her 380 total kills ranked 11th in the Pac-12. Her 380 kills, combined with a team-best 21 aces and 54 blocks, gave Smith 429.5 points (3.58 points per set) for the season. Defensively she was second on the team with 2.61 digs per set. Smith made her debut for CU against Texas Tech (8/26) and totaled a career-high 23 kills while adding eight digs. Her first double-double of the season came in the following match vs. Portland State (8/27) when she tallied 14 kills and 15 digs. Smith also had a big weekend at the Pac-12/Big 10 Challenge the following weekend, picking up another pair of double-doubles. She notched 12 kills and 18 digs against then-No. 13 Penn State and 11 kills and 13 digs against then-No. 17 Illinois as the Buffs recorded a pair of five-set upsets. After helping the Buffs to a 3-0 weekend at the Omni Invitational, which included their first win over Colorado State since 2002 where Smith recorded 21 kills while hitting .391 with 10 digs and two blocks, she was named the tournament's MVP, averaging 4.11 kills, 1.33 digs and 0.44 blocks per set while hitting .378. Smith performed very well during the Pac-12 season and only had five matches with less than 10 kills. During the season, she recorded 13 double-doubles and reached 20 kills in three matches.

## As a Freshman in 2015 (at Purdue)

Smith saw action in 33 matches and started in 10. Smith recorded 10 double-doubles, which included a 13 kills and 13 digs performance against No. 7 Ohio State. In a match against Northwestern, she picked up a season-best 14 digs. Smith recorded a season-high .529 hitting efficiency against Austin Peay, which included nine kills on 17 errorless swings. Smith averaged 2.05 digs per set (227 total digs), the third most on the team. She also recorded 80 kills, 21 aces and 20 blocks. Smith

## 2016 Match-by-Match (as a sophomore)

Team (Date)	GP	K	E	TA	Pct.	Ast.	SA	SE	RE	Dig	BS	BA	BE	BHE	Pts.
vs. Texas Tech (8/26)	5	23	6	47	.362	2	2	4	1	8	0	0	2	0	25.0
@ Portland State (8/27)	5	14	6	47	.170	2	2	0	1	15	0	2	1	0	17.0
vs. Long Beach State (8/27)	3	19	6	32	.406	0	2	2	1	9	0	0	0	0	21.0
PENN STATE (9/3)	5	12	4	32	.250	0	1	0	0	18	0	2	0	0	14.0
ILLINOIS (9/4)	5	11	7	37	.108	0	1	0	1	13	0	2	0	0	13.0
@ San Diego (9/9)	3	7	3	24	.167	1	1	1	0	8	0	2	0	0	9.0
vs. UC Irvine (9/10)	3	9	1	20	.400	0	0	1	0	5	0	4	0	0	11.0
CHICAGO STATE (9/16)	3	6	2	17	.235	0	1	0	0	1	0	1	0	0	7.5
NEW ORLEANS (9/17)	2	10	1	19	.474	0	3	2	0	1	0	1	0	0	13.5
COLORADO STATE (9/17)	4	21	3	46	.391	1	0	1	0	10	0	2	1	0	22.0
UTAH (9/21)	5	18	7	57	.193	1	0	2	0	12	0	4	0	0	20.0
ARIZONA (9/25)	5	8	5	30	.100	0	1	2	4	14	0	1	0	0	9.5
SOUTHERN CALIF. (9/30)	4	8	7	36	.028	0	0	1	1	8	1	4	0	0	11.0
UCLA (10/2)	4	16	5	42	.262	0	2	2	0	14	0	3	0	0	19.5
at Stanford (10/7)	4	11	7	46	.087	0	0	2	0	13	0	2	0	0	12.0
at California (10/9)	4	14	8	39	.154	0	1	2	1	14	0	1	1	0	15.5
at Washington State (10/14)	5	13	8	43	.116	1	0	1	0	8	0	0	2	0	13.0
at Washington (10/16)	3	7	8	23	-.043	1	0	0	0	6	0	1	0	0	7.5
OREGON STATE (10/21)	4	11	5	38	.158	0	0	0	4	19	1	1	1	0	12.5
OREGON (10/22)	4	14	1	34	.382	0	1	0	2	14	0	2	0	0	16.0
at UCLA (10/28)	5	18	5	50	.260	0	0	0	2	16	0	3	0	0	19.5
at Southern Calif. (10/29)	3	11	6	26	.192	0	0	1	2	9	0	0	1	0	11.0
STANFORD (11/4)	4	10	6	30	.133	1	1	1	1	9	1	2	0	0	13.0
CALIFORNIA (11/6)	3	12	1	22	.500	1	1	1	0	5	0	1	0	0	13.5
at Oregon (11/10)	4	15	7	37	.216	0	0	1	4	7	0	1	0	0	15.5
at Oregon State (11/12)	5	20	6	59	.237	2	1	1	2	14	0	2	0	0	22.0
WASHINGTON (11/18)	4	14	2	39	.308	1	0	1	1	9	0	2	0	0	15.0
WASHINGTON STATE (11/20)	3	8	7	27	.037	1	0	1	0	3	0	1	0	0	8.5
at Arizona State (11/23)	4	7	3	35	.114	0	0	2	0	15	0	2	0	0	8.0
at Utah (11/25)	5	13	8	41	.122	0	0	0	0	16	0	2	0	0	14.0
<b>TOTALS</b>	<b>120</b>	<b>380</b>	<b>151</b>	<b>1075</b>	<b>.213</b>	<b>15</b>	<b>21</b>	<b>32</b>	<b>28</b>	<b>313</b>	<b>3</b>	<b>51</b>	<b>9</b>	<b>0</b>	<b>429.5</b>
<b>TOTALS - Pac-12</b>	<b>82</b>	<b>248</b>	<b>112</b>	<b>754</b>	<b>.180</b>	<b>9</b>	<b>8</b>	<b>21</b>	<b>24</b>	<b>225</b>	<b>3</b>	<b>35</b>	<b>5</b>	<b>0</b>	<b>276.5</b>

## 2017 Match-by-Match (as a junior)

Team (Date)	GP	K	E	TA	Pct.	Ast.	SA	SE	RE	Dig	BS	BA	BE	BHE	Pts.
vs. Northwestern St. (8/25)	4	18	4	50	.280	1	0	1	1	7	1	1	0	0	19.5
vs. Seton Hall (8/26)	3	17	1	33	.485	0	1	2	0	11	1	1	0	0	19.5
@ Oklahoma (8/26)	4	15	5	31	.323	2	1	0	0	5	0	1	0	0	16.5
WAKE FOREST (9/2)	3	14	2	27	.444	1	0	2	1	5	0	1	0	1	14.5
RICE (9/2)	3	9	0	21	.429	1	1	0	0	5	0	2	0	0	11.0
ABILENE CHRISTIAN (9/3)	DNP - CD														
vs. Penn State (9/8)	3	11	3	32	.250	2	1	2	2	9	0	1	0	0	12.5
@ Illinois (9/9)	5	19	8	57	.193	1	1	1	2	12	0	2	0	0	21.0
XAVIER (9/15)	4	16	6	58	.172	1	1	2	0	15	1	1	1	0	18.5
vs. Albany (9/16)	DNP - CD														
@ Colorado State (9/16)	5	25	7	58	.310	0	2	2	1	15	1	0	0	0	28.0
@ Utah (9/22)	4	11	5	44	.136	0	0	2	0	15	0	0	0	0	11.0
STANFORD (9/24)	5	25	10	68	.221	1	0	0	0	12	0	1	1	0	25.5
OREGON STATE (9/29)	5	21	13	66	.121	0	1	0	0	16	0	2	0	0	23.0
OREGON (9/30)	4	14	4	38	.263	3	0	1	0	19	0	3	0	0	15.5
@ Washington State (10/6)	4	24	7	56	.304	1	0	0	0	14	0	2	0	0	25.0
@ Washington (10/8)	3	8	6	45	.044	3	1	0	0	11	0	0	0	0	9.0
@ Arizona State (10/13)	3	7	2	29	.172	0	0	0	0	12	0	3	0	0	8.5
@ Arizona (10/15)	5	25	4	62	.339	0	1	1	1	18	1	0	0	0	27.0
SOUTHERN CALIF. (10/20)	3	8	5	20	.150	0	0	1	0	6	0	3	0	1	9.5
UCLA (10/21)	5	27	9	72	.250	0	0	2	1	17	0	0	0	0	27.0
@ Oregon (10/27)	5	11	7	36	.111	1	0	1	1	14	0	2	0	0	12.0
@ Oregon State (10/28)	4	19	10	53	.170	2	2	0	0	16	0	3	0	1	22.5
WASHINGTON STATE (11/1)	3	8	7	31	.032	0	0	1	0	5	0	0	0	0	8.0
WASHINGTON (11/3)	3	14	2	24	.500	2	2	0	5	13	0	0	0	0	16.0
@ UCLA (11/9)	3	8	8	29	.000	0	0	0	0	1	11	0	2	0	9.0
@ Southern Calif. (11/11)	5	11	4	35	.200	1	1	2	2	13	0	1	0	0	12.5
ARIZONA (11/17)	3	12	4	20	.400	0	0	1	1	7	1	1	0	0	13.5
ARIZONA STATE (11/18)	5	22	2	51	.392	0	3	0	2	11	0	3	0	0	26.5
@ California (11/22)	3	14	2	28	.429	0	0	1	0	4	0	1	0	0	14.5
UTAH (11/24)	4	20	5	51	.294	0	1	0	1	10	1	0	0	0	22.0
vs. James Madison (12/1)	3	8	3	28	.179	0	0	2	0	4	0	0	0	0	8.5
@ Baylor (12/2)	3	14	1	33	.394	1	0	1	0	5	0	1	0	0	14.0
vs. Nebraska (12/8)	3	9	8	44	.023	0	0	1	3	8	1	0	0	0	10.0
<b>TOTALS</b>	<b>122</b>	<b>484</b>	<b>164</b>	<b>1330</b>	<b>.241</b>	<b>24</b>	<b>20</b>	<b>29</b>	<b>25</b>	<b>345</b>	<b>8</b>	<b>38</b>	<b>2</b>	<b>3</b>	<b>531.0</b>
<b>TOTALS - Pac-12</b>	<b>79</b>	<b>309</b>	<b>116</b>	<b>858</b>	<b>.225</b>	<b>14</b>	<b>12</b>	<b>13</b>	<b>15</b>	<b>244</b>	<b>3</b>	<b>27</b>	<b>1</b>	<b>2</b>	<b>337.5</b>



# 2018 BUFFALOES

received 527 serves and committed just 31 errors for a .941 reception percentage.

## High School

The Lewis Palmer High School graduate was a much decorated athlete. She was named the 2015 High School Player of the Year by the National High School Coaches Association as well as the 2014 Colorado Gatorade Player of the Year. Smith was listed at No. 7 among PrepVolleyball.com's Senior Aces and was a Volleyball Magazine Fab 50 selection. MaxPreps named her the 2014 National Player of the Year and Smith garnered AVCA Under Armour High School All-American first team honors. After helping LPHS to its second straight state championship in 2014 (with a 29-0 mark), Smith was named to the American Family Insurance All-USA first team.

As a junior, Smith was named PrepVolleyball.com's National Junior Player of the Year, CHSAA 4A Player of the Year, first team all-state and earned MaxPreps.com All-American accolades.

Smith was a member of the USA Volleyball Junior National team in 2013 and '14. She won a gold medal in 2014 at the NORCECA Continental U20 Championships in Guatemala. In 2013, she was a member of the 2013 USAV Youth National Team that won a silver medal at the FIVB U18 World Championships in Thailand.

She was a member of the Colorado Juniors Volleyball Club.

## Personal

Alexa Kristine Smith was born on December 14, 1996 in Redondo Beach, Calif. She is the daughter of Brett and Livia Smith of Colorado Springs, Colo. and has one brother, Justin, who played basketball at Idaho State. Smith enjoys hiking, baking and cooking.

## Academics

Smith is majoring in business administration with an emphasis in marketing and has a GPA greater than 3.20.







## Lillie Klemmer

5-11, Junior, Middle Blocker  
Honolulu, Hawai'i (Panahou)



### Mahoney on Klemmer


"Lillie has a great arm and fast feet – she finds ways to score when called upon. She continues to improve as a blocker and will compete for time in the middle this season."

### As a Sophomore in 2017

Klemmer played in eight matches for the Buffs in her sophomore season. She first saw action in the team's 3-0 win over Wake Forest (9/2), recording a kill on her only attack of the match. She recorded another point in the win over Albany (9/16) with her second kill of the season. Klemmer also saw action in the team's 3-0 win over James Madison in the first round of the NCAA Tournament where recorded one dig and one block to help secure the win for the Buffs. CU went on to the Sweet 16 round for the first time in 20 years.

### As a Freshman in 2016

Klemmer played in four matches for the Buffs as a freshman. She made her collegiate debut against then-No. 15 San Diego (9/9), playing in one set. The next day against UC Irvine (9/10), Klemmer recorded one kill on two attacks. She saw more time



### CAREER HIGHS

Kills – 2 vs. Chicago State  
(9/16/16)  
Attacks – 3 vs. Chicago State  
(9/16/16)  
Att Per. – .667 vs. Chicago State  
(9/16/16)  
Blocks – 6 vs. Chicago State  
(9/16/16)  
Points – 5.0 vs. Chicago State  
(9/16/16)

### HONORS

2016  
Team Scout MVP

against Chicago State (9/16), recording two kills and six blocks in three sets. Klemmer finished the season with one block against New Orleans (9/17).

### High School

Klemmer, a three-year starter at Punahou, was a two-time all-state selection. She first earned the honor in 2014 after helping Punahou to the Hawai'i State Championship and was again selected to the team in 2015. In 2013, Klemmer was an honorable mention all-state selection as she helped PHS place second at the state championship. A versatile player, Klemmer was mainly a middle blocker, but also played outside and right side. Klemmer has been playing sand volleyball for the last two years and qualified for the 2015 AAU Championships in Hermosa Beach, Calif.

### SEASON STAT LINES

Overall	MP-MS	GP	K	E	TA	Pct.	KPG	Ast.	APG	SA	Dig	DPG	BS	BA	TB	BPG	Pts.	+/-
2016-Fr.	4-0	7	3	0	5	.600	0.43	0	0.00	0	0	0.00	0	7	7	1.00	6.5	6.5
2017-So.	8-0	8	2	0	4	.500	0.29	0	0.00	0	2	0.25	0	1	1	0.12	2.5	1.5
<b>Totals</b>	<b>12-0</b>	<b>15</b>	<b>5</b>	<b>0</b>	<b>9</b>	<b>.556</b>	<b>0.36</b>	<b>0</b>	<b>0.00</b>	<b>0</b>	<b>2</b>	<b>0.13</b>	<b>0</b>	<b>8</b>	<b>8</b>	<b>0.53</b>	<b>8.0</b>	<b>8.0</b>

Pac-12	MP-MS	GP	K	E	TA	Pct.	KPG	Ast.	APG	SA	Dig	DPG	BS	BA	TB	BPG	Pts.	+/-
2016-Fr.	DNP																	
2017-So.	4-0	4	0	0	1	.000	0.00	0	0.00	0	1	0.25	0	0	0	0.00	0.00	0.0
<b>Totals</b>	<b>4-0</b>	<b>4</b>	<b>0</b>	<b>0</b>	<b>1</b>	<b>.000</b>	<b>0.00</b>	<b>0</b>	<b>0.00</b>	<b>0</b>	<b>1</b>	<b>0.25</b>	<b>0</b>	<b>0</b>	<b>0</b>	<b>0.00</b>	<b>0.00</b>	<b>0.0</b>



# 2018 BUFFALOES

She played for Imi'lke Volleyball Club and was coached by two-time Olympian Robyn Ah Mow-Santos. Klemmer was a part of the USAV High Performance teams her freshman and sophomore years.

Many other programs recruited Klemmer, including Dartmouth, UC Riverside, Seattle, Texas A&M, South Florida and Denver. She decided on Colorado because her mother is an alumni and she has family in the Denver area. She wanted nothing more than to attend CU because it is a perfect fit.

## Personal

Lillie Marie Klemmer was born on October 1, 1997. She is the daughter of Howie and Amie Klemmer and has one brother, Eric, who plays football and volleyball. She enjoys surfing, hiking, running and playing beach volleyball.

## Academics

Klemmer is a sociology major and is also pursuing a minor in business. She has a GPA greater than 3.40.

## 2016 Match-by-Match (as a freshman)

Team (Date)	GP	K	E	TA	Pct.	Ast.	SA	SE	RE	Dig	BS	BA	BE	BHE	Pts.
@ San Diego (9/9)	1	0	0	0	.000	0	0	0	0	0	0	0	0	0	0.0
vs. UC Irvine (9/10)	1	1	0	2	.500	0	0	0	0	0	0	0	0	0	1.0
CHICAGO STATE (9/16)	3	2	0	3	.667	0	0	0	0	0	0	6	0	0	5.0
NEW ORLEANS (9/17)	2	0	0	0	.000	0	0	0	0	0	0	1	0	0	0.5
<b>TOTALS</b>	<b>7</b>	<b>3</b>	<b>0</b>	<b>5</b>	<b>.600</b>	<b>0</b>	<b>0</b>	<b>0</b>	<b>0</b>	<b>0</b>	<b>0</b>	<b>7</b>	<b>0</b>	<b>0</b>	<b>6.5</b>
<b>TOTALS - Pac-12</b>	<b>0</b>	<b>0</b>	<b>0</b>	<b>0</b>	<b>.000</b>	<b>0</b>	<b>0</b>	<b>0</b>	<b>0</b>	<b>0</b>	<b>0</b>	<b>0</b>	<b>0</b>	<b>0</b>	<b>0.0</b>

## 2017 Match-by-Match (as a sophomore)

Team (Date)	GP	K	E	TA	Pct.	Ast.	SA	SE	RE	Dig	BS	BA	BE	BHE	Pts.
WAKE FOREST (9/2)	1	1	0	1	1.000	0	0	0	0	0	0	0	1	0	1.0
ABILENE CHRISTIAN (9/3)	1	0	0	0	.000	0	0	0	0	0	0	0	0	0	0.0
vs. Albany (9/16)	1	1	0	2	.500	0	0	0	0	0	0	0	0	0	1.0
OREGON STATE (9/29)	1	0	0	1	.000	0	0	0	0	0	0	0	0	0	0.0
@ Oregon (10/27)	1	0	0	0	.000	0	0	0	0	0	0	0	0	0	0.0
@ Oregon State (10/28)	1	0	0	0	.000	0	0	0	0	0	0	0	0	0	0.0
@ Southern Calif. (11/11)	1	0	0	0	.000	0	0	0	0	1	0	0	0	0	0.0
vs. James Madison (12/1)	1	0	0	0	.000	0	0	0	0	1	0	1	0	0	0.5
<b>TOTALS</b>	<b>8</b>	<b>2</b>	<b>0</b>	<b>4</b>	<b>.500</b>	<b>0</b>	<b>0</b>	<b>0</b>	<b>0</b>	<b>2</b>	<b>0</b>	<b>1</b>	<b>1</b>	<b>0</b>	<b>2.5</b>
<b>TOTALS - Pac-12</b>	<b>4</b>	<b>0</b>	<b>0</b>	<b>1</b>	<b>.000</b>	<b>0</b>	<b>0</b>	<b>0</b>	<b>0</b>	<b>1</b>	<b>0</b>	<b>0</b>	<b>0</b>	<b>0</b>	<b>0.0</b>





# 2018 BUFFALOES



## Justine Spann

5-8, Junior, Outside Hitter/Defensive Specialist  
Chandler, Ariz. (Basha)



### Mahoney on Spann

"Justine is one of our most dynamic athletes – she has a big jump and an even bigger arm. She also has the skill-set to play at a high level in the back row and will be called on to play several roles on our team this season."

### As a Sophomore in 2017

In her sophomore season, Spann played in 32 of 34 matches for the Buffs, and made two starts. In her start against Abilene Christian (9/3), Spann had an outstanding performance, recording nine kills and 11 digs. Spann was also a huge factor in the team's close five-set win over Illinois, as she tallied three aces for the first time in her career. Spann had her best performance of the season in the team's 3-0 win over Albany (9/16) where she recorded a double-double with 11 kills and 11 digs, as well as tying her career high of three aces. Spann saw action in the third and fourth sets of the match against Washington State (10/6) as the libero, recording five digs. She also served as the libero for the first and second sets in the team's loss to Nebraska (12/8) in the Sweet 16 round of the NCAA Tournament.


### As a Freshman in 2016

Spann saw the most time of the court of any of CU's freshmen in 2016, playing in 43 sets and 17 matches. She debuted for

the Buffs against Portland State (8/27), but didn't earn her first statistic until two matches later against then-No. 15 San Diego with her first dig. She saw significant time against Chicago State, recording six kills and a season-best 13 digs while hitting .308. In the following match against New Orleans, she had nine kills and 10 digs with a .412 hitting efficiency. During the Pac-12 season, Spann continued to earn time on the court. She hammered a career-high 12 kills against Oregon State (11/12) and added seven digs and three blocks for a season-best 13.5 points. Spann recorded 57 kills, 54 digs and 11 blocks in 43 sets during the season.

### High School

Spann, a 2015-16 AVCA Under Armour Girls High School Third Team All-America selection, tallied a state-leading 710 kills on 1,427 attacks and hit .348, the third best in Arizona, with only 214 errors. She also posted 47 blocks and tallied 536 digs as Basha High School finished the season 24-16. She was named the MaxPreps/AVCA High School Player of the Week for Arizona after recording 60 kills, 24 digs and six blocks the week of Sept. 7-14,



### SEASON STAT LINES

Overall	MP-MS	GP	K	E	TA	Pct.	KPG	Ast.	APG	SA	Dig	DPG	BS	BA	TB	BPG	Pts.	+/-
2016-Fr.	17-0	43	57	33	175	.137	1.33	5	0.14	4	54	1.26	1	10	11	0.26	67.0	24.0
2017-So.	32-2	104	31	12	92	.207	0.30	8	0.08	19	162	1.56	0	2	2	0.02	51.0	5.0
<b>Totals</b>	<b>49-2</b>	<b>147</b>	<b>88</b>	<b>45</b>	<b>267</b>	<b>.161</b>	<b>0.60</b>	<b>13</b>	<b>0.09</b>	<b>23</b>	<b>216</b>	<b>1.47</b>	<b>1</b>	<b>12</b>	<b>13</b>	<b>0.09</b>	<b>118.0</b>	<b>29.0</b>
Pac-12	MP-MS	GP	K	E	TA	Pct.	KPG	Ast.	APG	SA	Dig	DPG	BS	BA	TB	BPG	Pts.	+/-
2016-Fr.	11-0	30	42	29	141	.092	1.40	3	0.10	2	30	1.00	1	8	9	0.30	49.0	14.0
2017-So.	20-0	70	8	1	21	.333	0.11	3	0.04	10	114	1.63	0	0	0	0.00	18.0	1.0
<b>Totals</b>	<b>31-0</b>	<b>100</b>	<b>50</b>	<b>30</b>	<b>162</b>	<b>.123</b>	<b>0.50</b>	<b>6</b>	<b>0.06</b>	<b>12</b>	<b>144</b>	<b>1.44</b>	<b>1</b>	<b>8</b>	<b>9</b>	<b>0.09</b>	<b>67.0</b>	<b>15.0</b>



# 2018 BUFFALOES

2015. Spann was named the MaxPreps Player of the Match seven times over the course of the 2015 season.

A three-time captain, she earned numerous awards during her senior season, including Basha Varsity Volleyball Player of the Year, Arizona Central Female Athlete of the Week (Oct. 8-15), Nike Invitational All-Tournament Team and Basha Player of the year.

As a junior in 2014, Spann helped the Bears to a 28-14 record with 620 kills, again the most kills in Arizona that season. She was named to the Nike Invitational All-Tournament team, Arizona Republic Second Team, All-Chandler School District First Team, All-Section First Team (Division I, Section II) and All-Division First Team.

Spann was named second team All-State in 2013 as she helped Basha High School to a 20-18 record with 339 kills. She also earned All-Chandler Unified School District First Team honors, as well as all-section first team, Division I-Section II Player of the Year, Division I First Team All-State and was inducted into the BHS Hall of Fame.

A member of the Arizona Storm Volleyball Club, Spann's teams were very successful. In 2014, they won the Junior National 16 Open and in 2013, her team was the 15 Open champions. Arizona Storm was the 17 Open runner-up in 2015. During those three seasons, Spann earned consecutive USA Volleyball All-America honors.

She is also a part of the USA Volleyball pipeline. Spann started out in 2010 on the USAV Arizona Region High Performance team and in 2011, she was selected to the USAV Future Select A1 team. In 2012, Spann was chosen to the USAV Youth Select A1 Team.

Spann was heavily recruited throughout her remarkable prep and club career and chose CU over a number of strong schools, including Southern California.

## Personal

Justine Elizabeth Spann was born on May 1, 1998. She is the daughter of Creig and Terri Spann. Her mother, a former standout and All-Pac-10 player at Arizona State, was her high

## 2016 Match-by-Match (as a freshman)

Team (Date)	GP	K	E	TA	Pct.	Ast.	SA	SE	RE	Dig	BS	BA	BE	BHE	Pts.
@ Portland State (8/27)	1	0	0	0	.000	0	0	0	0	0	0	0	0	0	0.0
vs. Long Beach State (8/27)	1	0	0	0	.000	0	0	0	0	0	0	0	0	0	0.0
@ San Diego (9/9)	3	0	0	0	.000	0	0	1	0	1	0	0	0	0	0.0
vs. UC Irvine (9/10)	2	0	0	4	.000	0	0	1	0	0	0	0	0	0	0.0
CHICAGO STATE (9/16)	3	6	2	13	.308	1	1	1	0	13	0	1	0	0	7.5
NEW ORLEANS (9/17)	3	9	2	17	.412	1	1	0	1	10	0	1	0	0	10.5
UCLA (10/2)	3	0	0	0	.000	0	0	0	0	1	0	0	0	0	0.0
at Stanford (10/7)	1	0	0	0	.000	0	0	0	0	0	0	0	0	0	0.0
at California (10/9)	4	6	5	25	.040	0	0	0	0	1	0	3	1	0	7.5
at Washington State (10/14)	5	6	4	14	.143	0	0	0	0	4	0	0	0	0	6.5
at Washington (10/16)	2	1	1	6	.000	0	0	0	0	0	0	0	0	0	1.0
OREGON (10/22)	1	0	0	1	.000	0	0	0	0	0	0	0	0	0	0.0
at Southern Calif. (10/29)	3	6	3	16	.188	0	0	1	1	5	1	0	0	0	7.0
STANFORD (11/4)	1	0	0	3	.000	0	0	0	0	0	0	0	0	0	0.0
at Oregon (11/10)	3	5	4	19	.053	1	1	1	0	7	0	0	0	0	6.0
at Oregon State (11/12)	4	12	7	35	.143	1	0	0	1	7	0	3	0	0	13.5
WASHINGTON (11/18)	3	6	5	22	.045	1	1	0	1	5	0	1	0	0	7.5
<b>TOTALS</b>	<b>43</b>	<b>57</b>	<b>33</b>	<b>175</b>	<b>.137</b>	<b>5</b>	<b>4</b>	<b>5</b>	<b>4</b>	<b>54</b>	<b>1</b>	<b>10</b>	<b>1</b>	<b>0</b>	<b>67.0</b>
<b>TOTALS - Pac-12</b>	<b>30</b>	<b>42</b>	<b>29</b>	<b>141</b>	<b>.092</b>	<b>3</b>	<b>2</b>	<b>2</b>	<b>3</b>	<b>30</b>	<b>1</b>	<b>8</b>	<b>1</b>	<b>0</b>	<b>49.0</b>

## 2017 Match-by-Match (as a sophomore)

Team (Date)	GP	K	E	TA	Pct.	Ast.	SA	SE	RE	Dig	BS	BA	BE	BHE	Pts.
@ Oklahoma (8/26)	1	0	0	0	.000	0	0	0	0	0	0	0	0	0	0.0
WAKE FOREST (9/2)	2	2	0	3	.667	0	0	0	0	4	0	0	0	0	2.0
RICE (9/2)	1	1	1	3	.000	0	0	0	0	0	0	0	0	0	1.0
ABILENE CHRISTIAN (9/3)	3	9	4	33	.152	2	1	0	1	11	0	1	0	0	10.5
vs. Penn State (9/8)	2	0	0	0	.000	0	0	1	0	1	0	0	0	0	0.0
@ Illinois (9/9)	5	0	0	0	.000	0	3	1	0	2	0	0	0	0	3.0
XAVIER (9/15)	4	0	0	0	.000	0	1	1	0	2	0	0	0	0	1.0
vs. Albany (9/16)	3	11	6	31	.161	1	3	2	0	11	0	1	0	1	14.5
@ Colorado State (9/16)	5	0	0	1	.000	1	0	3	1	7	0	0	0	0	0.0
@ Utah (9/22)	3	0	0	1	.000	0	0	0	0	0	0	0	0	0	0.0
STANFORD (9/24)	5	0	0	0	.000	0	0	0	0	2	0	0	0	0	0.0
OREGON STATE (9/29)	4	1	1	5	.000	0	0	0	0	8	0	0	0	0	1.0
OREGON (9/30)	4	1	0	2	.500	0	2	2	0	7	0	0	0	0	3.0
@ Washington State (10/6)	4	2	0	3	.667	1	2	0	2	18	0	0	0	0	4.0
@ Washington (10/8)	3	1	0	1	1.000	0	0	0	0	12	0	0	0	0	1.0
@ Arizona State (10/13)	3	2	0	4	.500	1	2	2	0	7	0	0	0	0	4.0
@ Arizona (10/15)	5	0	0	2	.000	0	1	1	0	7	0	0	0	0	1.0
SOUTHERN CALIF. (10/20)	3	0	0	0	.000	0	1	1	0	3	0	0	0	0	1.0
UCLA (10/21)	1	0	0	0	.000	0	0	0	0	3	0	0	0	0	0.0
@ Oregon (10/27)	5	0	0	0	.000	0	0	1	0	9	0	0	0	0	0.0
@ Oregon State (10/28)	4	0	0	0	.000	0	1	1	0	9	0	0	0	0	1.0
WASHINGTON STATE (11/1)	3	0	0	0	.000	0	0	0	1	5	0	0	0	0	0.0
WASHINGTON (11/3)	3	0	0	0	.000	0	0	1	0	5	0	0	0	0	0.0
@ UCLA (11/9)	2	0	0	0	.000	0	0	0	0	7	0	0	0	0	0.0
@ Southern Calif. (11/11)	5	0	0	0	.000	1	0	3	0	3	0	0	0	0	0.0
ARIZONA (11/17)	3	0	0	1	.000	0	0	1	0	1	0	0	0	0	0.0
ARIZONA STATE (11/18)	4	0	0	0	.000	0	1	0	0	5	0	0	0	0	1.0
@ California (11/22)	3	1	0	1	1.000	0	0	0	0	1	0	0	0	0	1.0
UTAH (11/24)	3	0	0	1	.000	0	0	0	0	2	0	0	0	0	0.0
vs. James Madison (12/1)	3	0	0	0	.000	0	0	2	0	2	0	0	0	0	0.0
@ Baylor (12/2)	2	0	0	0	.000	0	0	0	0	0	0	0	0	0	0.0
vs. Nebraska (12/8)	3	0	0	0	.000	1	1	2	3	8	0	0	0	0	1.0
<b>TOTALS</b>	<b>104</b>	<b>31</b>	<b>12</b>	<b>92</b>	<b>.207</b>	<b>8</b>	<b>19</b>	<b>25</b>	<b>8</b>	<b>162</b>	<b>0</b>	<b>2</b>	<b>0</b>	<b>1</b>	<b>51.0</b>
<b>TOTALS - Pac-12</b>	<b>70</b>	<b>8</b>	<b>1</b>	<b>21</b>	<b>.333</b>	<b>3</b>	<b>10</b>	<b>13</b>	<b>3</b>	<b>114</b>	<b>0</b>	<b>0</b>	<b>0</b>	<b>0</b>	<b>18.0</b>

school and club coach. She also coached at the collegiate level, spending time at ASU and Texas Tech. Her father played football at ASU and in the National Football League. Spann also has two younger brothers who are heavily involved in sports.

## Academics

Spann is majoring in sociology.



# 2018 BUFFALOES



## Rachel Whipple

5-7, Junior, Defensive Specialist/Libero  
Centennial, Colo. (Smoky Hill)



### Mahoney on Whipple

"Rachel improved her game last season and provided a spark for us as a defensive specialist. Always a great defender, she has continued to refine her passing skills and has a chance to compete for the libero spot this season."

### As a Sophomore in 2017

Whipple saw action in 31 matches for the Buff's during her sophomore campaign. She has developed into a dependable backrow and serving specialist for the Buffs. Whipple recorded a career-high eight digs on two separate occasions, the first coming in the team's season opening win over Northwestern State (8/25).

The next came in her outstanding performance against Oregon State (9/29), where the sophomore also recorded a career-high of two assists. Whipple recorded the sixth most aces on the team (6). She tallied three in the team's 3-1 win over Oklahoma in the Nike Invitational (8/27).



### CAREER HIGHS

Digs – 3 vs. New Orleans (9/17/16)  
Assists – 2 vs. OSU (9/29/17)  
Aces – 3 @ Oklahoma (8/26/17)  
Digs -8, twice  
Points – 3.0 @ Oklahoma (8/26/17)

### HONORS

2017  
Academic All-Pac-12 honorable mention

### As a Freshman in 2016

Whipple saw limited action as a freshman, playing in five matches for the Buffs. She debuted for CU against UC Irvine (9/10) and recorded her first dig for the Buffs against Chicago State (9/16). She picked up two digs in that match and followed it up with three digs against New Orleans (9/17). Whipple played in eight sets and recorded five digs during the season.

### High School

Whipple was a three-time team captain at Smoky Hill and earned four varsity letters on the volleyball team. A defensive specialist, she recorded 445 digs, 393 serve receptions, 46 aces and 34 kills as a senior. As a junior, she tallied 408 digs, 559 serve receptions, 19 aces and 18 kills. Whipple also had impressive stats as a sophomore, recording 413 digs, 590 serve receptions, seven aces and 22 kills. She led Colorado Class 5A in digs per set her senior (6.18), junior (5.23) and sophomore (5.66) seasons.

### SEASON STAT LINES

Overall	MP-MS	GP	K	E	TA	Pct.	KPG	Ast.	APG	SA	Dig	DPG	BS	BA	TB	BPG	Pts.	+/-
2016-Fr.	5-0	8	0	0	0	.000	0.00	0	0.00	0	5	0.62	0	0	0	0.00	0.0	-2.0
2017-So.	31-1	95	2	1	7	.143	0.02	13	0.14	13	122	1.28	0	0	0	0.00	15.0	-4.0
<b>Totals</b>	<b>36-1</b>	<b>103</b>	<b>2</b>	<b>1</b>	<b>7</b>	<b>.143</b>	<b>0.02</b>	<b>13</b>	<b>0.13</b>	<b>13</b>	<b>127</b>	<b>1.23</b>	<b>0</b>	<b>0</b>	<b>0</b>	<b>0.00</b>	<b>15.0</b>	<b>-6.0</b>
Pac-12	MP-MS	GP	K	E	TA	Pct.	KPG	Ast.	APG	SA	Dig	DPG	BS	BA	TB	BPG	Pts.	+/-
2016-Fr.	2-0	2	0	0	0	.000	0.00	0	0.00	0	0	0.00	0	0	0	0.00	0.0	-1.0
2017-So.	18-0	51	0	0	1	.000	0.00	6	0.12	6	56	1.10	0	0	0	0.00	6.0	-4.0
<b>Totals</b>	<b>20-0</b>	<b>53</b>	<b>0</b>	<b>0</b>	<b>1</b>	<b>.000</b>	<b>0.00</b>	<b>6</b>	<b>0.11</b>	<b>6</b>	<b>56</b>	<b>1.06</b>	<b>0</b>	<b>0</b>	<b>0</b>	<b>0.00</b>	<b>6.0</b>	<b>-5.0</b>



# 2018 BUFFALOES

A two-time All-Centennial League First Team selection as a senior and junior, Whipple also earned second team honors during her sophomore campaign. She was named to the *Denver Post All-Colorado Team* as an honorable mention honoree in 2014 as well. Whipple also excelled in the classroom, earning Academic All-State honorable mention status twice (2014 and '15).

Her club team was the 2014 Far Western 16 USA Champions. They were a three-time national qualifier and recorded top five finishes at Colorado Crossroads and the Disney Showcase in 2015.

A multi-sport athlete at Smoky Hill, Whipple also earned letters in soccer and swimming.

Whipple was also recruited by Denver, Virginia Commonwealth and Gonzaga. She decided on Colorado because she dreamed of playing a collegiate sport and representing her home state.

## Personal

Rachel Christine Whipple was born on April 20, 1998. She is the daughter of Paul and Julie Whipple and has one brother, Chris. She enjoys baking and volunteering with the Special Olympics.

## Academics

Whipple is an integrative physiology major and a leadership studies minor with a GPA greater than 3.40.

## 2016 Match-by-Match (as a freshman)

Team (Date)	GP	K	E	TA	Pct.	Ast.	SA	SE	RE	Dig	BS	BA	BE	BHE	Pts.
vs. UC Irvine (9/10)	1	0	0	0	.000	0	0	0	0	0	0	0	0	0	0.0
CHICAGO STATE (9/16)	2	0	0	0	.000	0	0	0	0	2	0	0	0	0	0.0
NEW ORLEANS (9/17)	3	0	0	0	.000	0	0	1	0	3	0	0	0	0	0.0
UTAH (9/21)	1	0	0	0	.000	0	0	1	0	0	0	0	0	0	0.0
at Southern Calif. (10/29)	1	0	0	0	.000	0	0	0	0	0	0	0	0	0	0.0
<b>TOTALS</b>	<b>8</b>	<b>0</b>	<b>0</b>	<b>0</b>	<b>.000</b>	<b>0</b>	<b>0</b>	<b>1</b>	<b>0</b>	<b>5</b>	<b>0</b>	<b>0</b>	<b>0</b>	<b>0</b>	<b>0.0</b>
<b>TOTALS - Pac-12</b>	<b>2</b>	<b>0</b>	<b>0</b>	<b>0</b>	<b>.000</b>	<b>0</b>	<b>0</b>	<b>1</b>	<b>0</b>	<b>0</b>	<b>0</b>	<b>0</b>	<b>0</b>	<b>0</b>	<b>0.0</b>

## 2017 Match-by-Match (as a sophomore)

Team (Date)	GP	K	E	TA	Pct.	Ast.	SA	SE	RE	Dig	BS	BA	BE	BHE	Pts.
vs. Northwestern St. (8/25)	4	1	0	1	1.000	0	1	2	0	8	0	0	0	0	2.0
vs. Seton Hall (8/26)	3	0	0	0	.000	1	0	0	1	7	0	0	0	0	0.0
@ Oklahoma (8/26)	4	0	0	0	.000	1	3	1	0	5	0	0	0	0	3.0
WAKE FOREST (9/2)	3	1	0	3	.333	0	0	1	0	2	0	0	0	0	1.0
RICE (9/2)	3	0	0	0	.000	0	0	0	0	3	0	0	0	0	0.0
ABILENE CHRISTIAN (9/3)	3	0	1	1	1.000	0	0	0	0	4	0	0	0	0	0.0
vs. Penn State (9/8)	3	0	0	1	.000	0	0	0	0	6	0	0	0	0	0.5
@ Illinois (9/9)	5	0	0	0	.000	0	1	1	0	4	0	0	0	0	1.0
XAVIER (9/15)	4	0	0	0	.000	0	1	0	0	5	0	0	0	0	1.0
vs. Albany (9/16)	3	0	0	0	.000	1	0	0	0	5	0	0	0	0	0.0
@ Utah (9/22)	3	0	0	1	.000	0	2	0	0	6	0	0	0	0	2.0
STANFORD (9/24)	5	0	0	0	.000	1	1	1	0	6	0	0	0	0	1.0
OREGON STATE (9/29)	4	0	0	0	.000	2	0	1	1	8	0	0	0	0	0.0
@ Washington State (10/6)	2	0	0	0	.000	0	0	2	0	4	0	0	0	1	0.0
@ Arizona State (10/13)	1	0	0	0	.000	0	0	0	0	0	0	0	0	0	0.0
@ Arizona (10/15)	1	0	0	0	.000	1	0	1	0	0	0	0	0	0	0.0
SOUTHERN CALIF. (10/20)	1	0	0	0	.000	0	0	0	0	2	0	0	0	0	0.0
UCLA (10/21)	4	0	0	0	.000	0	0	1	0	7	0	0	0	0	0.0
@ Oregon (10/27)	1	0	0	0	.000	0	0	0	0	0	0	0	0	0	0.0
@ Oregon State (10/28)	4	0	0	0	.000	1	0	1	0	4	0	0	0	0	0.0
WASHINGTON STATE (11/1)	3	0	0	0	.000	0	0	0	0	0	0	0	0	0	0.0
WASHINGTON (11/3)	3	0	0	0	.000	0	0	0	0	1	0	0	0	0	0.0
@ UCLA (11/9)	1	0	0	0	.000	0	0	0	0	1	0	0	0	0	0.0
@ Southern Calif. (11/11)	3	0	0	0	.000	0	0	1	0	0	0	0	0	0	0.0
ARIZONA (11/17)	3	0	0	0	.000	0	2	0	0	1	0	0	0	0	2.0
ARIZONA STATE (11/18)	5	0	0	0	.000	1	1	0	0	8	0	0	0	0	1.0
@ California (11/22)	3	0	0	0	.000	0	0	0	0	1	0	0	0	0	0.0
UTAH (11/24)	4	0	0	0	.000	0	0	0	0	7	0	0	0	0	0.0
vs. James Madison (12/1)	3	0	0	0	.000	0	0	0	0	6	0	0	0	0	0.0
@ Baylor (12/2)	3	0	0	0	.000	2	1	1	0	5	0	0	0	0	1.0
vs. Nebraska (12/8)	3	0	0	0	.000	2	0	0	1	6	0	0	0	0	0.0
<b>TOTALS</b>	<b>95</b>	<b>2</b>	<b>1</b>	<b>7</b>	<b>.143</b>	<b>13</b>	<b>13</b>	<b>14</b>	<b>3</b>	<b>122</b>	<b>0</b>	<b>0</b>	<b>0</b>	<b>1</b>	<b>15.0</b>
<b>TOTALS - Pac-12</b>	<b>51</b>	<b>0</b>	<b>0</b>	<b>1</b>	<b>.000</b>	<b>6</b>	<b>6</b>	<b>8</b>	<b>1</b>	<b>56</b>	<b>0</b>	<b>0</b>	<b>0</b>	<b>1</b>	<b>6.0</b>





# 2018 BUFFALOES



## Brynna DeLuzio

5-9, Sophomore, Setter/Libero  
Windermere, Fla. (The First Academy)



### Mahoney on DeLuzio

"Coming off an amazing freshman season, Brynna went to work this spring and became an even better athlete and volleyball player. We are looking forward to her continued growth and the sky is the limit for Brynna. Though still an underclassmen, Brynna has shown she has all the tools to be a leader for this program."

### CAREER HIGHS

Kills – 4 @ Colorado State  
(9/16/17)  
Attacks – 9, twice  
Att Per. – .750 @ Oklahoma  
(8/26/17)  
Assists – 64 vs. ASU (11/18/17)  
Aces – 4 vs. OSU (9/29/17)  
Digs – 15, twice  
Blocks – 6 vs. WSU (11/1/17)  
Points – 8.5 @ Colorado State  
(9/16/17)

### HONORS

2017  
AVCA Honorable Mention All-American  
AVCA Pacific South Freshman of the Year  
AVCA All-Pacific South honorable mention  
VolleyballMag.Com All-Freshman Team  
PrepVolleyball.Com All-Freshman Second Team  
Pac-12 All-Freshman Team  
All-Pac-12 Honorable Mention  
NCAA First & Second Round All-Tournament (Baylor bracket)  
NIKE Invitational All-Tournament Team  
Omni Invitational All-Tournament Team  
Pac-12 Freshman of the Week  
(9/18, 10/1, 10/30, 11/6)

### As a Freshman in 2017

DeLuzio had an outstanding freshman season for the Buffs. She started in all 34 matches and was an offensive leader. She led the team in assists (1,411), as well as aces (29). DeLuzio recorded 50+ assists in nine matches, and her 1,411 assists ranked 10th in the NCAA. She averaged 11.02 assists per set, which was the third best mark in the Pac-12, 30th in the NCAA, and directed the team to a .248 hitting percentage. She was selected to the NIKE Invitational All-Tournament team after guiding CU to a .330 hitting percentage in the first weekend of the season. CU hit a season-best .391 in final match of that tournament, a 3-1 win over Oklahoma (8/27). DeLuzio was also named to the Omni Invitational All-Tournament team after directing CU to a .321 hitting efficiency with 11.9 assists per set, which also earned her the first of four Pac-12 Freshman of the Week honors as CU tallied a 3-0 mark in the final weekend of non-conference play. She was recognized by the league again after helping the Buffs defeat Oregon State and then-No. 12 Oregon (10/2), and again when they swept the Oregon schools on the road (10/30). Her final player of the week honor came after the Buffs defeated Washington State and then-No. 11 Washington (11/6) in Boulder.



DeLuzio earned a spot on the Pac-12 All-Freshman Team and was named an All-Pac-12 Honorable Mention selection. In addition, she was named to the NCAA Waco Sub-Regional All-Tournament Team. DeLuzio became CU's first freshman to earn AVCA All-American Honorable Mention status and was also selected to the PrepVolleyball.Com and VolleyballMag.Com All-Freshman Teams.

### SEASON STAT LINES

Overall	MP-MS	GP	K	E	TA	Pct.	KPG	Ast.	APG	SA	Dig	DPG	BS	BA	TB	BPG	Pts.	+/-
2017-Fr.	34-34	128	59	15	134	.328	0.46	1411	11.02	29	301	2.35	3	44	47	0.37	113.0	60.0
Pac-12	MP-MS	GP	K	E	TA	Pct.	KPG	Ast.	APG	SA	Dig	DPG	BS	BA	TB	BPG	Pts.	+/-
2017-Fr.	20-20	79	33	11	77	.286	0.42	859	10.87	17	183	2.32	2	29	31	0.39	66.5	35.5



# 2018 BUFFALOES

## High School

Deluzio was named a 2016 AVCA Under Armour Second Team All-American after helping The First Academy win its second state championship during her tenure, finishing the season with a 26-5 record. The 4A Player of the Year recorded 375 kills and hit .319 in 88 sets. She also added 278 digs and 18 blocks.

Deluzio earned NHS AAU All-America status in 2015 as a junior. Over the course of 70 sets, she recorded 292 kills, 191 digs and 18 blocks while hitting .331. As a sophomore, she was tabbed an NSHS AAU All-American. She was also a member of the 2012 THS team that won the state title.

Deluzio played for the Top Select Volleyball Club. Her team won the AAU National Championship in 2016 and competed at the AAU championships in 2012 and '13, as well as USA Nationals in 2012. She was recruited by Florida State, Georgia Tech and Pepperdine, but chose Colorado for her collegiate career because "it's a different experience and both of her parents went to school here." Her father, Donald, played on CU's football team.

## Personal

Brynna Ann Deluzio was born on April 28, 1999 in Windermere, Fla. She is the daughter of Donald and Sheri Deluzio. She is the third youngest of nine kids (not all blood-related). Her father played football at CU. Her sister Alexa played basketball at Florida State and another sister, Krystal, played basketball at Duke. Two other sisters, Loren and Erika, both played volleyball collegiately at Liberty and UConn, respectively. Deluzio's brother Ben played baseball at FSU and another brother, Vic, was on the football team at Navy.

## Academics

Deluzio is an open option major and has a GPA greater than 3.50.

## 2017 Match-by-Match (as a freshman)

Team (Date)	GP	K	E	TA	Pct.	Ass.	SA	SE	RE	Dig	BS	BA	BE	BHE	Pts.
vs. Northwestern St. (8/25)	4	1	1	3	.000	43	2	1	0	9	0	1	0	0	3.5
vs. Seton Hall (8/26)	3	1	1	2	.000	41	1	1	0	4	0	2	0	0	3.0
@ Oklahoma (8/26)	4	3	0	4	.750	45	2	1	0	6	0	2	0	0	6.0
WAKE FOREST (9/2)	3	2	0	5	.400	35	0	1	0	3	0	1	0	1	2.5
RICE (9/2)	3	3	0	6	.500	32	2	0	0	3	0	1	0	0	5.5
ABILENE CHRISTIAN (9/3)	3	3	0	6	.500	38	0	0	0	14	0	0	0	0	3.0
vs. Penn State (9/8)	3	2	0	3	.667	28	0	1	0	5	0	1	0	1	2.5
@ Illinois (9/9)	5	1	0	4	.250	53	0	3	0	15	0	1	0	2	1.5
XAVIER (9/15)	4	1	1	5	.000	55	2	1	1	15	0	1	0	0	3.5
vs. Albany (9/16)	3	1	0	3	.333	33	0	1	0	6	0	0	0	0	1.0
@ Colorado State (9/16)	5	4	0	9	.444	55	2	1	0	13	1	3	0	0	8.5
@ Utah (9/22)	4	2	0	6	.333	38	1	0	0	6	0	2	0	0	4.0
STANFORD (9/24)	5	2	1	5	.200	52	0	1	0	11	0	3	1	0	3.5
OREGON STATE (9/29)	5	3	1	9	.222	55	4	1	0	10	0	1	0	0	7.5
OREGON (9/30)	4	2	1	3	.333	46	1	1	0	13	0	1	0	0	3.5
@ Washington State (10/6)	4	2	0	5	.400	53	0	1	0	7	0	1	0	0	2.5
@ Washington (10/8)	3	1	1	3	.000	30	0	0	0	5	0	1	0	0	1.5
@ Arizona State (10/13)	3	1	0	3	.333	37	0	1	0	11	0	0	0	0	1.0
@ Arizona (10/15)	5	2	0	4	.500	57	0	1	0	12	0	2	0	0	3.0
SOUTHERN CALIF. (10/20)	3	2	2	5	.000	37	0	1	0	7	0	2	0	0	3.0
UCLA (10/21)	5	2	1	5	.200	55	2	0	0	12	0	0	1	0	4.0
@ Oregon (10/27)	5	3	0	3	1.000	47	1	1	0	9	0	2	0	0	5.0
@ Oregon State (10/28)	4	1	1	5	.000	47	3	0	0	9	1	0	1	0	5.0
WASHINGTON STATE (11/1)	3	3	0	5	.600	28	0	1	0	11	0	6	0	0	6.0
WASHINGTON (11/3)	3	0	0	1	.000	22	1	1	0	4	0	0	0	0	1.0
@ UCLA (11/9)	3	0	0	1	.000	26	0	1	0	7	0	0	0	0	0.0
@ Southern Calif. (11/11)	5	1	1	2	.000	41	0	1	0	11	0	1	0	0	1.5
ARIZONA (11/17)	3	1	0	3	.333	33	2	1	0	6	0	1	1	0	3.5
ARIZONA STATE (11/18)	5	3	1	4	.500	64	0	2	0	11	0	3	0	0	4.5
@ California (11/22)	3	1	1	2	.000	44	0	0	0	14	0	0	1	0	1.0
UTAH (11/24)	4	1	0	3	.333	47	2	0	0	7	1	3	0	0	5.5
vs. James Madison (12/1)	3	1	0	2	.500	33	1	1	0	13	0	0	0	0	2.0
@ Baylor (12/2)	3	2	1	3	.333	38	0	1	0	7	0	2	0	0	3.0
vs. Nebraska (12/8)	3	1	0	2	.500	23	0	0	0	5	0	0	0	0	1.0
<b>TOTALS</b>	<b>128</b>	<b>59</b>	<b>15</b>	<b>134</b>	<b>.328</b>	<b>1411</b>	<b>29</b>	<b>28</b>	<b>1</b>	<b>301</b>	<b>3</b>	<b>44</b>	<b>5</b>	<b>4</b>	<b>113.0</b>
<b>TOTALS - Pac-12</b>	<b>79</b>	<b>33</b>	<b>11</b>	<b>77</b>	<b>.286</b>	<b>859</b>	<b>17</b>	<b>15</b>	<b>0</b>	<b>183</b>	<b>2</b>	<b>29</b>	<b>5</b>	<b>0</b>	<b>66.5</b>







## Emily DeMure

6-1, Sophomore, Setter/Opposite  
Granite Bay, Calif. (Granite Bay/Penn State)



### Mahoney on DeMure

"Emily is a well-rounded player with a diverse skill-set. She has seen time on the floor as setter, but spent the spring working on her attacking. We most likely will use her as a pin attacker this upcoming season – but we might also see her as a middle too."

### As a Redshirt Freshman in 2017

DeMure became a dependable reserve for the Buffs, seeing action in 21 matches. Her best performance came in the team's upset win over then-No. 11 Washington (11/3) where she recorded her a career-best 12 assists and three digs. DeMure recorded another three digs in the following contest against UCLA (11/9).

### At Penn State

Redshirt. Did not compete.

### CAREER HIGHS

Kills – 1 vs. UW, 11/3/17  
Attacks – 1, three times  
Att Per. – .000  
Assists – 12 vs. UW, 11/3/17  
Digs – 3 twice  
Points – 1.0 vs. UW, 11/3/17

### High School

A four-year letterwinner at Granite Bay, DeMure helped the Grizzly Bears to a DI state championship during the 2013-14 season, as well as an All-League title in the same year. She also helped Granite Bay to a NorCal All-Section title in 2015. DeMure served as team captain from 2014-15 and earned Sierra Foothill All-League second team honors in 2014 and first team distinction in 2015. She was also selected the 2015 GBHS MVP.

DeMure played club volleyball for Gold Cal Juniors, helping the Stars to a second-place finish in America at USAV Junior Nationals in 2012-13. She also played on the A1 Women's Junior National Team in 2015, having played on the A2 team in 2014.

### Personal

Emily Rose DeMure was born on Dec. 4, 1997 in Folsom, Calif. She is the daughter of Jeffrey and Melanie DeMure of Granite Bay, Calif. DeMure has three brothers, Jeffrey,



### SEASON STAT LINES

Overall	MP-MS	GP	K	E	TA	Pct.	KPG	Ast.	APG	SA	Dig	DPG	BS	BA	TB	BPG	Pts.	+/-
2017-RFr.	21-0	40	1	1	4	.000	0.03	38	0.95	0	9	0.22	0	0	0	0.00	1.0	-3.0
Pac-12	MP-MS	GP	K	E	TA	Pct.	KPG	Ast.	APG	SA	Dig	DPG	BS	BA	TB	BPG	Pts.	+/-
2017-RFr.	10-0	14	1	0	2	.500	0.07	21	1.50	0	6	0.43	0	0	0	0.00	1.0	0.0



# 2018 BUFFALOES

Jeremy and Brayden. She lists her hobbies as drawing, painting and photography.

## Academics

DeMure is majoring in sociology and is pursuing a minor in art practices. She has a GPA greater than 3.20.

## 2017 Match-by-Match (as a freshman)

Team (Date)	GP	K	E	TA	Pct.	Ass.	SA	SE	RE	Dig	BS	BA	BE	BHE	Pts.
vs. Northwestern St. (8/25)	1	0	0	0	.000	3	0	0	0	1	0	0	0	0	0.0
vs. Seton Hall (8/26)	3	0	0	0	.000	0	0	0	0	0	0	0	0	0	0.0
@ Oklahoma (8/26)	2	0	0	0	.000	1	0	0	0	0	0	0	0	0	0.0
WAKE FOREST (9/2)	3	0	0	0	.000	3	0	0	0	0	0	0	0	0	0.0
RICE (9/2)	3	0	0	1	.000	2	0	0	0	0	0	0	0	0	0.0
ABILENE CHRISTIAN (9/3)	3	0	1	1	1.000	4	0	0	0	1	0	0	0	0	2.0
vs. Penn State (9/8)	3	0	0	0	.000	0	0	0	0	0	0	0	0	0	0.0
XAVIER (9/15)	2	0	0	0	.000	0	0	0	0	0	0	0	0	0	0.0
vs. Albany (9/16)	2	0	0	0	.000	3	0	0	0	0	0	0	0	0	0.0
STANFORD (9/24)	1	0	0	0	.000	0	0	0	0	0	0	0	0	0	0.0
OREGON STATE (9/29)	1	0	0	0	.000	0	0	0	0	0	0	0	0	0	0.0
UCLA (10/21)	1	0	0	0	.000	2	0	0	0	0	0	0	0	0	0.0
@ Oregon (10/27)	2	0	0	0	.000	1	0	0	0	0	0	0	0	0	0.0
@ Oregon State (10/28)	1	0	0	0	.000	3	0	0	0	0	0	0	0	0	0.0
WASHINGTON (11/3)	3	1	0	1	1.000	12	0	0	0	3	0	0	0	0	1.0
@ UCLA (11/9)	2	0	0	1	.000	2	0	1	0	3	0	0	0	0	0.0
@ Southern Calif. (11/11)	1	0	0	0	.000	0	0	0	0	0	0	0	0	0	0.0
ARIZONA (11/17)	1	0	0	0	.000	1	0	0	0	0	0	0	0	0	0.0
UTAH (11/24)	1	0	0	0	.000	0	0	0	0	0	0	0	0	0	0.0
vs. James Madison (12/1)	2	0	0	0	.000	1	0	0	0	1	0	0	0	0	0.0
vs. Nebraska (12/8)	2	0	0	0	.000	0	0	0	0	0	0	0	0	0	0.0
<b>TOTALS</b>	<b>40</b>	<b>1</b>	<b>1</b>	<b>4</b>	<b>.000</b>	<b>38</b>	<b>0</b>	<b>1</b>	<b>0</b>	<b>9</b>	<b>0</b>	<b>0</b>	<b>0</b>	<b>2</b>	<b>1.0</b>
<b>TOTALS - Pac-12</b>	<b>14</b>	<b>1</b>	<b>0</b>	<b>2</b>	<b>.500</b>	<b>21</b>	<b>0</b>	<b>1</b>	<b>0</b>	<b>6</b>	<b>0</b>	<b>0</b>	<b>0</b>	<b>0</b>	<b>1.0</b>







## Lauren Dorrell

6-0, Sophomore, Opposite  
Brentwood, Tenn. (Father Ryan)

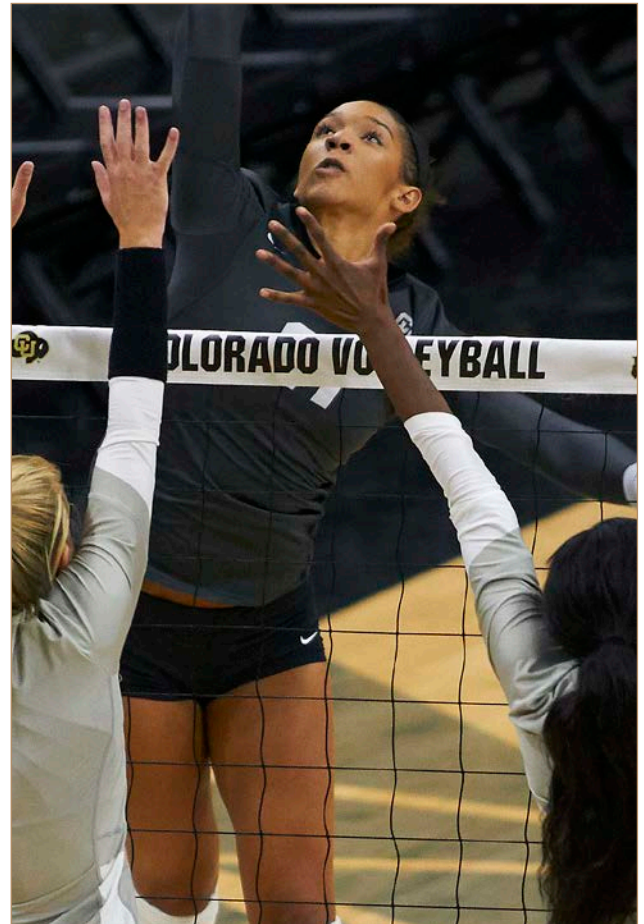


### Mahoney on Dorrell

"Lauren has been training on both pins but we look to use her as an opposite hitter this season. She has a big arm and can play high at the net – we are excited for Lo to have a breakout year."

### As a Redshirt Freshman in 2017

Dorrell saw action in 15 matches and 24 sets for the Buffs as a redshirt freshman, and recorded her first career start. Her best performance came in a 3-0 win over Abilene Christian (9/3), where she tallied a career-high eight kills and hit .318. She also recorded two blocks and a dig for nine points in the match. In another 3-0 win for the Buffs, against Albany (9/16), Dorrell collected four kills, two digs, and two blocks for five points.



### CAREER HIGHS

Kills – 8 vs. ACU (9/3/17)  
Attacks – 22 vs. ACU (9/3/17)  
Att Per. – .318 vs. ACU (9/3/17)  
Assists – 0  
Aces – 0  
Digs – 2 vs. Xavier (9/15/17)  
Blocks – 2, twice  
Points – 9.0 vs. ACU (9/3/17)

### As a Freshman in 2016

Did not compete.

### High School

Dorrell has only been playing volleyball since the start of high school and but excelled quickly in the sport. A remarkable athlete, she was selected to the 2015-16 AVCA/Under Armour Girls High School All-American Second Team. Dorrell led the Fighting Irish to a 40-10 record in 2015. She recorded 466 kills, 46 blocks, 314 digs and 18 aces as a senior and was named the MVP after guiding FRHS to the 2015 Division II AA State Championship. She was also a member of the all-region team and was named to Prepvolleyball.com's Senior Aces list, which recognizes the top 100 players across the country. After her senior season was over, she was named the Gatorade Tennessee Player of the year.

In 2014 as a junior, Dorrell amassed 617 kills, 50 blocks, 277 digs and 30 aces as FRHS recorded a 49-10 record. She earned all-region honors that season as well.

### SEASON STAT LINES

Overall	MP-MS	GP	K	E	TA	Pct.	KPG	Ast.	APG	SA	Dig	DPG	BS	BA	TB	BPG	Pts.	+/-
2017-RFr.	15-1	25	14	6	56	.143	0.56	0	0.00	0	5	0.20	0	9	9	0.36	18.5	11.5
Pac-12	MP-MS	GP	K	E	TA	Pct.	KPG	Ast.	APG	SA	Dig	DPG	BS	BA	TB	BPG	Pts.	+/-
2017-RFr.	9-0	13	2	3	16	-.062	0.15	0	0.00	0	0	0.00	0	3	3	0.23	3.5	0.5



# 2018 BUFFALOES

Her most club volleyball experience comes from the Houston Juniors Volleyball Club in Houston, Texas, one of the premiere clubs in the country. She played there for two years under coaches Courtney Alwell, Tara Cross Battle, Courtney Rhodes and Jeff Ham. For the 2016 season, she will compete for Houston Juniors 18 Elite.

One of the nation's top recruits, Dorrell was heavily recruited by many schools, including Stanford, Virginia, Arizona State, North Carolina and Louisville. She picked CU because it was her first unofficial visit and she felt "at home."

## Personal

Dorrell was born on June 21, 1998 in Louisville, Colo. She is the daughter of Karl, a former football player (UCLA) and assistant coach (UCLA and CU), and Kim Dorrell of Brentwood, Tenn. She has one older sibling, Chandler, who is a wide receiver for Vanderbilt. She enjoys shopping, listening to music and making people laugh.

## Academics

Dorrell is majoring in environmental design and is minoring in leadership studies.

## 2017 Match-by-Match (as a freshman)

Team (Date)	GP	K	E	TA	Pct.	Ast.	SA	SE	RE	Dig	BS	BA	BE	BHE	Pts.
RICE (9/2)	1	0	0	1	.000	0	0	0	0	1	0	0	0	0	0.0
ABILENE CHRISTIAN (9/3)	3	8	1	22	.318	0	0	0	0	0	0	2	1	0	9.0
vs. Penn State (9/8)	2	0	0	1	.000	0	0	0	0	0	0	0	0	0	0.0
XAVIER (9/15)	1	0	0	0	.000	0	0	0	0	1	0	1	0	0	0.5
vs. Albany (9/16)	3	4	2	14	.143	0	0	0	0	2	0	2	0	0	5.0
@ Utah (9/22)	2	2	0	6	.333	0	0	0	0	0	0	1	0	0	2.5
OREGON STATE (9/29)	1	0	0	1	.000	0	0	0	0	0	0	0	0	0	0.0
UCLA (10/21)	1	0	0	0	.000	0	0	0	0	0	0	1	0	0	0.5
@ Oregon (10/27)	2	0	0	1	.000	0	0	0	0	0	0	0	0	0	0.0
@ Oregon State (10/28)	1	0	1	1	-1.000	0	0	0	0	0	0	0	0	0	0.0
WASHINGTON STATE (11/1)	1	0	1	2	-.500	0	0	0	0	0	0	0	0	0	0.0
@ UCLA (11/9)	2	0	1	5	-.200	0	0	0	0	0	0	1	0	0	0.5
@ Southern Calif. (11/11)	2	0	0	0	.000	0	0	0	0	0	0	0	0	0	0.0
UTAH (11/24)	1	0	0	0	.000	0	0	0	0	0	0	0	0	0	0.0
vs. James Madison (12/1)	2	0	0	2	.000	0	0	0	0	1	0	1	0	0	0.5
vs. Nebraska (12/8)	2	0	0	0	.000	0	0	0	0	1	0	0	0	0	0.0
<b>TOTALS</b>	<b>27</b>	<b>14</b>	<b>6</b>	<b>56</b>	<b>.143</b>	<b>0</b>	<b>0</b>	<b>0</b>	<b>0</b>	<b>6</b>	<b>0</b>	<b>9</b>	<b>1</b>	<b>0</b>	<b>18.5</b>
<b>TOTALS - Pac-12</b>	<b>13</b>	<b>2</b>	<b>3</b>	<b>16</b>	<b>-.062</b>	<b>0</b>	<b>0</b>	<b>0</b>	<b>0</b>	<b>0</b>	<b>0</b>	<b>3</b>	<b>0</b>	<b>0</b>	<b>3.5</b>







## Danielle Price

6-4, R-Freshman, Middle Blocker  
Lethbridge, Alberta, Canada (Chinook)



### Mahoney on Price

"Dani benefitted from redshirting in 2017 and is much improved, both physically and as a volleyball player. Dani plays high and has a fast arm – she will be able to score in the Pac-12. We are looking forward to seeing her continue to grow this season."

### As a Freshman in 2017

Redshirt. Did not compete.

### High School

Price was a middle blocker for Chinook High School and helped lead the Coyotes to a 30-14 overall record as a senior. That same year, CHS earned a 9-0 league record. Price recorded 165 kills, 67 blocks and 20 aces while hitting .314 in 2016 to earn league and team mvp honors, and was named CHS Grade 12 Female Athlete of the Year. She earned first-team all-star honors in 2015 as a junior when the Coyotes finished league play at 10-0.

Price has been a member of Volleyball Canada. In the spring of 2016, she was named to the Youth National Development Program. Price was part of Team Alberta in the program, which she lists as the biggest moment in her high school career. Team Alberta U17 was the Summer 2016 Gold Medal winner at the National Tournament in Richmond, British Columbia.

Many teams recruited Price, including Rutgers, Butler, Villanova, Gonzaga and Mississippi State. She was also heavily recruited in Canada by University of Saskatchewan, Trinity Western, Western Ontario, Memorial University and Queen's University. Price chose Colorado because she was really impressed with the school, coaches, girls on the team and Boulder. She said, "It was a great fit."

### Personal

Danielle Marie Price was born on June 2, 1999 in Lethbridge, Alberta. She is the daughter of Darren and Marion Price and has an older sister, Alli. Price was a competitive swimmer from the age of four until she was 15. She is interested in photography.

### Academics

Price is an integrative physiology major and has a GPA greater than 3.50.





## 2018 BUFFALOES



## Anyse Smith

5-10, R-Freshman, Outside Hitter  
Amarillo, Texas (Tascosa)



### Mahoney on Smith

"Another player who benefitted from a redshirt year, Anyse has come a long way in her development. Maybe our most dynamic athlete, she can play high and hit hard. As she continues to develop her all-around game, Anyse has the potential impact our program early in her career."

### As a Freshman in 2017

Redshirt. Did not compete.

### High School

A four-time first team all-district selection, Smith led the Tascosa High School Rebels to the district championship in 2016. The team recorded a 21-11 overall record while she tallied 646 kills, 367 digs and 78 blocks, while hitting .324. Smith was named the team's most valuable hitter as well as all-state. Early on in the season, she was named the Arlington Invitational Best Tournament Player.

Smith also shined as a junior, helping the Rebels to a 23-12 mark. Again she was named the most valuable hitter and all-state.

A two-sport athlete at THS, she also competed in track and field, earning three letters. As an eighth grader, she set the schools high jump record (5-2), which still stands. She was also a member of the sprint relays.

Smith has been playing for JET – Atomic Volleyball Club in Amarillo, Texas.

### Personal

Anyse Marlee Smith was born on March 28, 1999 and is the daughter of Horatio Smith and Valerie Hall. She is the fourth child of six. Her older brother Horatio Junior plays college football. Outside of volleyball, Smith enjoys traveling, watching TV and movies, and being with family.

### Academics

Smith is majoring in sociology.







## Taylor deProsse

5-5, Freshman, Defensive Specialist/Libero  
Reno, Nev. (Bishop Manogue Catholic)



### Mahoney on deProsse

"Being a coach's kid, Taylor is a gym rat, which I love. She's competitive - and as a libero/DS she can really fly around the court keeping the ball alive."

### High School

deProsse earned three letters during her time at Bishop Manogue Catholic High School and during her senior year was named to the All-Region and All-Conference First Teams.

She served as the team captain her senior season and helped her team to a 28-6 record, which included the regional championship. The Miners were also the region champions in 2015 and placed second at the state championship with a 35-7 mark.

She saw improvement every year in high school. As a sophomore, she recorded 36 digs and five aces, but as she earned more playing time, her stats increased. Her junior year, she recorded 152 digs and 24 aces, as well as a spot on the All-Conference Second Team. In her senior campaign, deProsse recorded 318 digs and 49 aces.

deProsse competed for Northern Nevada Juniors club team and was on the team when qualified for junior nationals in 2017.

Southern Methodist University, Texas Christian University and the University of Nevada all recruited deProsse, but she ultimately knew she belonged at CU. "I have always loved Colorado and Boulder," deProsse said. "When I received an offer to play for the Buffaloes I knew it was the right decision for me. In visiting the university, I fell in love with the campus, coaching staff and team."

### Personal

deProsse is the daughter of James and Ada deProsse and has two older siblings, Nicole and Evan. deProsse's mother coached Division I women's basketball for 20 years, and played both basketball and tennis at Colorado College.

### Academics

deProsse was a 4.0 student in high school and earned academic all-state honors her junior and senior seasons. She plans to major in biochemistry or pre-medicine with plans to become a doctor.







## Jenna Ewert

5-10, Freshman, Setter  
Antioch, Calif. (Deer Valley)



### Mahoney on Ewert

"As a setter, Jenna can do it all: she's got the physicality to play big at the net, she has the court presence to be a great leader, and she is absolutely fearless with the ball when pushing the tempo of the offense. Jenna does all the routine things at a high level, but what makes her special is that one or two times each set when she makes a play that makes everyone in the gym go "wow!" Jenna has the potential to be one of the elite setters in the Pac-12."

### High School

Ewert earned four letters playing for Deer Valley High School and was an all-league first team selection her freshman, sophomore, junior and senior years. She was listed as the No. 72 recruit by Prepvolleyball.com.

As a freshman, she was second in the Bay Valley Athletic League with 312 kills and added 49 blocks, 371 digs and 35 aces. Her serving improved through her career as she totaled 72 aces as a sophomore and 125 her junior season. In 2017, Ewert has served up 65 aces.

She has performed quite well offensively and defensively. In 2015 as a sophomore, she recorded 464 kills and 373 digs. The following season, she had 267 kills and 324 digs as she made the switch to setter, adding 516 assists. Her senior season has seen her hand out 363 assists.

A member of Absolute Volleyball Club, Ewert's 13's team won the Far Western American Division, as well as her 16's team. Her 16's and 17's team participated at the Open level at the USA Volleyball Championships.

She has also been part of the USAV pipeline. In 2015, she attended the USAV Team Prospect Training Camp and was named to the USA High Performance Select A1 Team, which participated at the USAV High Performance Championships. Ewert was selected to the 2016 USA Youth National A1 Team and competed again at the USAV HP Championships. This past summer, she was named again to the USA Youth National A1 Team.

Many teams recruited Ewert, including Santa Clara, Cal Poly, Miami, Purdue and UCSB. She chose Colorado for many reasons, but the main reason was, "Colorado's athletic programs are some of the best, but the team and coaching staff showed what type of people were being brought into the program, and that was a great thing."

### Personal

Jenna Maria Ewert is the daughter of Thomas and Donna Ewert. She has one sister, Jessica, and two brothers, Jordan and Joshua. Jordan is an outside hitter for the Stanford men's volleyball team. Ewert enjoys singing and is part of a choir called Divine Voices, which goes caroling and to Disneyland once a year. She competed competitively in gymnastics and swimming before playing volleyball.

### Academics

Ewert is interested in psychology as a major.







## Allie Moger

6-3, Freshman, Middle Blocker  
McKinney, Texas (Lovejoy)



### Mahoney on Moger

"Allie has all the tools necessary to be a great middle blocker in the Pac-12. A bit of a late bloomer, Allie now measures in at 6'3 and touches 10'3 – all the physicality needed to play big at the net. But her biggest asset is her arm: she already hits one of the heaviest balls in our gym. Allie has a blue-collar work ethic and I've seen her elevate her game over the past year. Our staff is looking forward to continuing her development."

### High School

A four-year letterwinner for the Lovejoy Leopards, Moger was part of a very successful team. As a sophomore, she helped her team to a second-place finish at the Texas 5A State Championships. Her junior season, LHS placed third at the state meet after winning the district championships. The Leopards won the district and region titles again during Moger's senior campaign and is heading back to the state championships. So far this season she has recorded 220 kills and has hit .264 while adding 71 blocks, 51 solo and 20 assists.

Moger, a Prepvolleyball.com Senior Ace, competed for Madfrog Volleyball Club. Her 16's and 17's team participated at the Open level at the USA Volleyball Championships. Last season (2016) she hit .382 and posted 190 total blocks.

A top recruit, Moger was recruited by Georgia, Northwestern, Iowa State and Loyola Marymount. She picked Colorado because "The coaching staff and the team put out a very welcoming environment and the school has so many opportunities as well as having a great location."

### Personal

Alexandra "Allie" Moger is the daughter of Adrian and Leonie Moger of McKinney, Texas. Her father was a member of the Columbia fencing team. Moger also has one brother, Adrian Moger Junior. She enjoys drawing, listening to music and photography. Moger is also in the process of learning American Sign Language.

### Academics

She would like to major in psychology because she wants to have the ability to help people.





# 2018 BUFFALOES



## Zoe Neverdowski

5-10, Freshman, Outside Hitter/Libero  
Houston, Texas (James E Taylor)



### Mahoney on Neverdowski

"As an all-around player, Zoe has a very developed skill-set and we will look for her to contribute early in her career as a passer and defender. She may be on the smaller side as an attacker but has a fast arm and good vision – she finds ways to score points."

### High School

Neverdowski was named to the All-District 19-6A first team her sophomore, junior and senior year, and earned an honorable mention her freshman year during her time at James E. Taylor High School. As a sophomore, Neverdowski broke her school's single-season kills record (415) as well as the single-season aces record (63). She finished her high school career with 1,060, the Mustang's career record.

Neverdowski also competed on the Texas Tornadoes Volleyball Club, which placed third at the 2017 and 2018 USA Volleyball Nationals.

Despite being recruited by several other universities, Neverdowski says Colorado had everything she was looking for in a school. "Colorado seemed to fit every standard I had when searching for the perfect school," she said. "After my visit, I was completely set on CU because of the beautiful campus and strong work ethic of the team. CU truly has the perfect balance between outstanding athletics as well as academics, and I couldn't be happier."

### Personal

Neverdowski is the daughter of Chuck and Stephanie Neverdowski, and has one older brother named Chuck, who joined the Navy and entered their nuclear power program.

### Academics

Neverdowski is coming to CU as an undeclared major, but has an interest in business.





# HEAD COACH JESSE MAHONEY



**Head Coach**  
**Third Season**  
**Boulder, Colorado**  
**Colorado '95**

**Jesse Mahoney** was named the fifth head volleyball coach in University of Colorado history on December 17, 2015. In his two seasons at the helm, he has led the Buffs to a 38-26 mark (0.594).

Mahoney's second season saw Colorado return to the NCAA Tournament and advance to the sweet 16 round for the first time in 20 years. The Buffs recorded a 24-10 overall record, which was the third best win total for CU since becoming a varsity program. Colorado also earned a 12-8 mark in Pac-12 play, the most conference wins since becoming members of the league. CU finished tied for fifth in the Pac-12 standings.

The Buffs started the season off with a 10-1 record in non-conference action, which included wins at Illinois (3-2) and No. 22 Colorado State (3-2). The win at CSU was the first for CU since 1995. During the Pac-12 slate, CU recorded four wins against ranked opponents, which included a season sweep of Oregon, which was ranked 12th and 15th, respectively when the Buffs faced the Ducks. CU also picked up its first ever win against No. 19 Southern California, and defeated No. 11 Washington, both 3-0 in Boulder.

After finishing the regular season with a 22-9 record, the Buffs earned an at-large bid to the NCAA Tournament. CU swept its competition, first downing James Madison before knocking out the host, No. 17 Baylor, for CU's first-ever true road match in the NCAA Tournament. The Buffs eventually fell to No. 5 Nebraska, the 2017 NCAA Champion, to finish the season. CU was ranked 19th in the final AVCA Coaches Poll of the season.

In addition to the team's success, several Buffs had outstanding individual seasons. Junior outside hitter Alexa Smith became CU's first AVCA Second Team All-American and was also named to the AVCA All-Pacific South Region and All-Pac-12 Teams.

Freshman setter Brynna DeLuzio had one of the best freshman seasons for a Buff, earning AVCA All-America honorable mention honors in addition to the VolleyballMag.Com All-Freshman Team and PrepVolleyball.Com All-Freshman Second Team. DeLuzio was the first Buff to earn the AVCA Pacific South Region Freshman of the Year award and was also selected to the AVCA all-region honorable mention team. She was a Pac-12 All-Freshman Team honoree and earned All-Pac-12 honorable mention honors.

Three other Buffs earned All-Pac-12 honorable mention status: junior middle blocker Naghede Abu, senior right side hitter Joslyn Hayes and junior outside hitter Frankie Shebby.

In his first season (2016) at the helm of the Buffaloes, CU saw its share of success, recording a 14-16 overall record. The Buffs also earned a ninth place

## Mahoney's Division I Head Coaching Ledger

Year	School	Overall	Conference
2012	Denver	17-13	10-8
2013	Denver	17-13	10-4
2014	Denver	27-7	13-3
2015	Denver	27-8	13-3
2016	Colorado	14-16	6-14
2017	Colorado	24-10	12-8
<b>Career</b>		<b>126-67 (.653)</b>	<b>64-40 (.615)</b>

## Mahoney's Division II Head Coaching Ledger

Year	School	Overall	Conference
1999	Fort Hays St.	14-16	8-11
2000	Fort Hays St.	1-28	0-19
2001	Fort Hays St.	18-13	12-7
2002	Fort Hays St.	18-13	11-8
2003	Fort Hays St.	25-7	16-3
2004	Fort Hays St.	31-5	17-2
<b>Career</b>		<b>107-82 (.567)</b>	<b>64-50 (.561)</b>

## Mahoney's Resume

### ✓ Head Coach

Univ. of Colorado – 2016-SA  
 Univ. of Denver – 2012-15  
 Fort Hays State (DII) – 1999-2005

### ✓ Interim Head Coach

Colorado Christian (DII) – 1999

### ✓ Associate Head Coach

Colorado State – 2008-11

### ✓ Assistant Coach

Colorado State – 2005-07  
 Colorado Christian (DII) – 1998-99

### ✓ Other Experience

Front Range Volleyball Club 18-Black,  
 Asst. Coach (1998-99)  
 University of Colorado Men's Volleyball  
 Club Team, Head Coach (1995-98)  
 University of Colorado Men's Volleyball  
 Club Team, Assistant Coach (1994-95)  
 University of Colorado Men's Volleyball  
 Club Team, Four-Year Starter (1990-94)

STAFF



# HEAD COACH JESSE MAHONEY

finish in the Pac-12 with a 6-14 match. CU finished its non-conference slate with an 8-2 record, which included several huge wins. The Buffs recorded back-to-back wins against ranked opponents for the first time in school history when they took down No. 13 Penn State and No. 17 Illinois at the Pac-12/Big Ten Challenge. Colorado also earned its first win against Colorado State since 2002, defeating the Rams 3-1.

During the Pac-12 schedule, CU knocked off three more ranked opponents. The Buffs recorded a huge 3-1 win over No. 12 UCLA in the 400th match at Coors Events Center. The other wins came on the road. The Buffs knocked off No. 13 Washington State in Pullman, Wash., which was the Cougars first home loss of the season, and took down No. 17 Utah in the final contest of the season in Salt Lake City.

The Buffs were ranked five weeks and were ranked as high as 16th. After they dropped out of the poll, they were still receiving votes for an additional five weeks.

Several individual Buffs earned recognition during the season, most notably Gabby Simpson who was named to the AVCA All-Pacific South honorable mention team after she was selected to the All-Pac-12 honorable mention team. Simpson was joined on the all-conference team by Abu and Smith.

Academically, Mahoney has seen several Buffs earn Pac-12 All-Academic honors. In 2017, Stephanie Shadley was named to the second team for the second time, while Abu, Anna Pfefferle, Smith and Rachel Whipple were honorable mention selections. In 2016, five Buffs were named to the academic teams: Abu, Pfefferle, Shadley, Cierra Simpson and Gabby Simpson.

Prior to coming to CU, Mahoney spent the previous four seasons at the University of Denver, where he guided the Pioneers to an 88-41 mark, including back-to-back NCAA Tournament appearances (2014, 2015).

The Pioneers finished with a 27-8 mark this past fall after falling to No. 5 Washington in the first round of the NCAA Tournament. In 2014, DU was 27-7, its season ending in the first round of the tournament, on that occasion to No. 13 Colorado State, also in the first round.

The Pioneers accumulated a 46-18 conference mark with Mahoney at the helm, winning the Summit League regular season championship the last two seasons with identical 13-3 league records; Denver also claimed the postseason tournament title both years. The 2014 crown was the school's first in the sport after joining the league in 2013, in which Mahoney coached the Pioneers to a 10-4 league mark and runner-up finishes in both the regular season and in the postseason tourney. That team was 17-13 overall, as was his first team at DU in 2012, when the Pioneers were members of the Western Athletic Conference (with a 10-8 mark in conference play).

While at Denver, Mahoney coached 17 all-conference selections, including a pair of 2014 AVCA Division I Honorable Mention All-Americans. His 2014 recruiting class was tabbed No. 28 by prepvolleyball.com. Nationally, the Pioneers' offense was ranked in the top 25 in hitting efficiency three times (2013-15) and this fall the defense cracked the top 25 in opponent hitting efficiency. Mahoney also helped the Pioneers to the AVCA Team Academic Award from 2012-14.

Prior to his success at DU, Mahoney served as an assistant coach at Colorado State (2005-11), including four as the associate head coach. In his time there under head coach Tom Hilbert, the Rams participated in seven consecutive NCAA Tournaments and won five Mountain West titles. CSU compiled a 162-51 record during his time on the staff.

While with the Rams, he helped to assemble three recruiting classes ranked in the top 25 by prepvolleyball.com. His primary responsibility in practice was working with the middle blockers





# HEAD COACH JESSE MAHONEY



and CSU was ranked nationally in the top 10 in blocking five of his seven seasons. He tutored two All-American middle blockers as well as multiple All-Conference and All-Region performers.

Mahoney, a Boulder native, joined the staff at CSU after six seasons as the head coach at Fort Hays State, where the Tigers recorded a 107-82 overall record under his direction. FHSU tallied an impressive 56-12 record over his last two years there (2003-04), which included a 31-5 mark and No. 11 final national ranking in 2004.

His first varsity coaching position was as an assistant coach at Colorado Christian, which followed his first foray into the profession – the head coach of the CU men's club volleyball team from 1995-98. Mahoney has also coached in the club circuit as a member of the Front Range Volleyball Club, guiding the 18-Black to the 1998 USA Junior Rocky Mountain Region title.

Mahoney is no stranger to the University of Colorado, having earning a bachelor's degree in Psychology in 1995 and a Juris Doctorate degree from CU's Law School in 1999. He is married to the former Gwen McEntyre and the couple has three children: Macy, Griffin and Declan.



STAFF

## Mahoney vs. the Nation . . .

Opponent	Matches	Sets	Opponent	Matches	Sets	Opponent	Matches	Sets
Abilene Christian	2-0	6-0	Jackson State	1-0	3-0	San Francisco	1-1	4-5
Air Force	3-1	11-5	James Madison	1-0	3-0	San Jose State	1-1	3-3
Akron	1-0	3-0	Kansas	0-2	2-6	Seattle University	1-1	5-3
Albany	1-0	3-0	Kansas State	0-1	0-3	Seton Hall	1-0	3-0
Appalachian State	0-1	2-3	Long Beach State	1-1	3-3	South Dakota	6-2	20-10
*Arizona	3-0	9-4	Louisiana Tech	2-0	6-1	South Dakota State	6-0	18-1
*Arizona State	2-1	7-5	Marshall	1-0	3-0	*Southern California	1-3	6-9
Army	1-0	3-0	Montana	1-0	3-1	*Stanford	0-3	4-9
Bakersfield	1-0	3-0	Navy	1-0	3-1	Syracuse	1-0	3-0
Baylor	1-0	3-0	Nebraska	0-2	0-6	Texas Arlington	4-1	14-8
Bradley	1-0	3-0	Nebraska-Omaha	6-1	18-5	Texas A&M CC	1-0	3-1
Brown	1-0	3-0	Nevada	1-0	3-1	Texas El-Paso	2-0	6-3
*California	2-1	7-3	New Mexico State	0-4	2-12	Texas Tech	1-0	3-2
UC Irvine	1-1	5-3	New Orleans	1-0	3-0	UTSA	1-1	4-4
UCLA	0-1	0-3	North Dakota State	4-3	15-11	Texas State	2-0	6-3
CSU Northridge	0-1	1-3	Northern Colorado	3-0	9-0	*UCLA	1-3	7-10
Chicago State	2-0	6-0	Northwestern State	1-0	3-1	*Utah	1-3	7-11
The Citadel	1-0	3-1	Oklahoma	1-1	4-4	Utah State	0-2	4-6
Colorado State	2-4	7-15	Oral Roberts	4-0	12-5	Villanova	1-0	3-1
Colgate	1-0	3-0	*Oregon	2-2	8-9	Virginia	1-0	3-0
Creighton	0-2	3-6	*Oregon State	3-1	11-7	Wake Forest	1-0	3-0
East Carolina	1-0	3-2	Penn State	1-1	3-5	*Washington	1-4	4-10
Fort Wayne	5-1	15-5	Portland State	0-1	2-3	*Washington State	2-2	7-8
Idaho	1-1	3-5	Rice	1-0	3-0	Western Illinois	6-0	18-0
Illinois	2-0	6-4	Rhode Island	1-0	3-0	Western Michigan	1-0	3-0
Illinois at Chicago	2-0	6-0	Sam Houston State	1-0	3-0	Xavier	1-0	3-1
Incarnate Word	1-0	3-1	San Diego	0-1	3-0	*indicates Pac-12 Conference opponents		
IUPUI	4-4	15-14	San Diego State	1-0	3-1			



# ASSISTANT COACH LEE MAES



## Associate Head Coach/ Recruiting Coordinator

Third Season

Long Beach, Calif.

Long Beach State '94

**Lee Maes** is in his third year as an assistant for the CU Volleyball program, joining the staff in January of 2016. He is also the recruiting coordinator. Maes was promoted to associate head coach following his first season with the Buffs. In his first two seasons, the Buffs have earned a 38-26 mark.

In 2017, Maes helped Colorado return to the NCAA Tournament and advance to the sweet 16 round for the first time in 20 years. The Buffs recorded a 24-10 overall record, which was the third best win total for CU since becoming a varsity program. Colorado also earned a 12-8 mark in Pac-12 play, the most conference wins since becoming members of the league. CU finished tied for fifth in the Pac-12 standings.

The Buffs started the season off with a 10-1 record in non-conference action, which included wins at Illinois (3-2) and No. 22 Colorado State (3-2). The win at CSU was the first for CU since 1995. During the Pac-12 slate, CU recorded four wins against ranked opponents, which included a season sweep of Oregon, which was ranked 12th and 15th, respectively when the Buffs faced the Ducks. CU also picked up its first ever win against No. 19 Southern California, and defeated No. 11 Washington, both 3-0 in Boulder.

After finishing the regular season with a 22-9 record, the Buffs earned an at-large bid to the NCAA Tournament. CU swept its competition, first downing James Madison before knocking out the host, No. 17 Baylor, for CU's first-ever true road match in the NCAA Tournament. The Buffs eventually fell to No. 5 Nebraska, the 2017 NCAA Champion, to finish the season. CU was ranked 19th in the final AVCA Coaches Poll of the season.

In addition to the team's success, several Buffs had outstanding individual seasons. Junior outside hitter Alexa Smith became CU's first AVCA Second Team All-American and was also named to the AVCA All-Pacific South Region and All-Pac-12 Teams.

Freshman setter Brynna DeLuzio had one of the best freshman seasons for a Buff, earning AVCA All-America honorable mention honors in addition to the VolleyballMag.Com All-Freshman Team and PrepVolleyball.Com All-Freshman Second Team. DeLuzio was the first Buff to earn the AVCA Pacific South Region Freshman of the Year award and was also selected to the AVCA all-region honorable

mention team. She was a Pac-12 All-Freshman Team honoree and earned All-Pac-12 honorable mention honors.

Three other Buffs earned All-Pac-12 honorable mention status: junior Naghede Abu, senior Joslyn Hayes and junior Frankie Shebby.

During the 2016 season, Maes helped the Buffs to a 14-16 overall record, as well as a 6-14 mark in Pac-12 play. CU finished its non-conference slate with an 8-2 record, which included several huge wins. The Buffs recorded back-to-back wins against ranked opponents for the first time in school history when they took down No. 13 Penn State and No. 17 Illinois at the Pac-12/Big Ten Challenge. CU also earned its first win against Colorado State since 2002, defeating the Rams 3-1.

During the Pac-12 schedule, the Buffs knocked off three more ranked opponents, one at home and two on the road. CU recorded a 3-1 win over No. 12 UCLA at Coors Events Center and knocked off No. 13 Washington State (3-2) in Pullman, Wash., which was the Cougars first home loss of the season. CU took down No. 17 Utah (3-2) in the final contest of the season in Salt Lake City.

The Buffs were ranked in the AVCA Poll for five weeks and reached as high as 16th. After they fell out of the poll, they were still receiving votes for another five weeks.

Several individual Buffs earned recognition during the season, most notably Gabby Simpson who was named to the AVCA All-Pacific South honorable mention team after she was selected to the All-Pac-12 honorable mention team. Simpson was joined on the all-conference team by Abu and Smith.

Maes came to Colorado with over 25 years of experience, 19 at the NCAA Division I level, and has coached some of the top programs in the country.





An assistant at Louisville for three seasons (2012-14), Maes helped guide the Cardinals to a 68-27 record. In 2013, UL was the American Athletic Conference Champion and qualified for the first round of the NCAA Tournament. The Cardinals advanced to the second round of the NCAA Tournament in 2012 after winning the Big East Championship. During his tenure at UL, Maes coached three AVCA All-Americans as well as one conference player of the year and a freshman of the year.

Maes left UL in 2015 to pursue a master's degree in liberal studies at Wesleyan University where he also served as an assistant for the women's volleyball team.

Prior to his time at Louisville, Maes was the head coach at Virginia (2008-11). During that time, he and his staff landed the Cavaliers' first-ever nationally ranked class, as the recruiting class of 2009 was tabbed the 15th best incoming freshman class in the nation. The following year's class was named the ninth best in the nation.

At UVA, Maes saw Simone Asque earn back-to-back ACC Player of the Week honors and garner All-ACC recognition. The Cavaliers notched the program's first ever win over a top 25 team with a victory over No. 25 Florida State in 2010. The Cavs achieved numerous All-Academic selections during Maes' tenure, the highest team grade point average and attained a perfect Academic Progress Rate. He recruited and coached the ACC and East Region Freshman of the Year. He also served on the AVCA Division I All-American Committee and was Chair of the AVCA East Region Selection Committee.

Prior to leading the Cavaliers' program, he served as an assistant at Nebraska for three years. During that time, the Cornhuskers compiled a 95-5 record, won the NCAA Championship in 2006, reached the NCAA Championship match in 2005 and the NCAA Regional finals in 2007. UNL was the Big 12 Conference Champion each of those three years and produced 13 AVCA All-Americans, two national players of the year and a Honda-Broderick Award winner. In addition to two top-15 ranked recruiting classes at Virginia, Maes was integral in helping recruit back-to-back classes that were rated among the top-five in the nation in his final two seasons at UNL.

The program also excelled academically. A total of six players were named Academic All-Americans and one received the NCAA's prestigious Top-Eight Award.

Before his stint at UNL, Maes was a member of the University of California women's volleyball staff from 1998-2005. He served as the associate head coach from 2003-05 and was an assistant coach from 1998-2003. The Golden Bears reached the NCAA Tournament each of his last three seasons, a first for California since the late 1980s. He was a part of the 2003 Sweet Sixteen team that finished eighth in the nation after making the second round in 2002. The 2004 squad finished the season ranked No. 17 in the nation after making it to the NCAA Second Round. He was involved in all aspects of the program, including on-court training and opponent scouting, and recruited a total of 11 All-Pac-10 Conference performers.

Maes also brings an extensive background at the national team level. He led the USA Girls' Junior National A2 Team to a gold medal at both the 2007 European Global Challenge and the 2006 High Performance Championships. In 2004-05, Maes served as an assistant coach for the Women's National Team that earned gold at the 2004 U.S. Open Championships and continued in that capacity coaching in the prestigious 2005 Montreux Volleymasters. He helped lead the Youth National team to a gold medal at the 1998 NORCECA Championships and continued coaching the squad at the 1999 World Championships in Madeira Island, Portugal.

In addition to his work at the national and collegiate levels, Maes directed the Golden Bear girls club volleyball team (Oakland, Calif.) from 1997-2004. As coach of the Forefront 18-1's team, he developed and sent more than 50 prospects on to the collegiate level. In 2003, his Golden Bear team won the 18-Open bronze medal at the Junior Olympic Championships. Maes also had a coaching stint with the Nike Ichiban club (Long Beach, Calif.) from 1993-97, where he helped train and develop Olympians, Misty May-Treanor and Heather Bown. During that time period, the Nike Ichiban 18's team won an unprecedented five consecutive Open medals at the Junior Olympic Championships, highlighted by winning the 18-Open National Title in 1996. Maes had also worked with the Laguna Beach and Sunshine Volleyball Clubs.

Maes graduated from Long Beach State in 1994 with a bachelor's degree in journalism and geography. He is a member of USA Volleyball and the American Volleyball Coaches Association.







# ASSISTANT COACH EVAN SANDERS



## Assistant Coach Third Season Lafayette, Colo. Washington '12

Colorado native **Evan Sanders** is in her third season as an assistant coach at the University of Colorado, joining the program in February of 2016. In her first two seasons, the Buffs have earned a 38-26 mark.

In 2017, Sanders helped Colorado return to the NCAA Tournament and advance to the sweet 16 round for the first time in 20 years. The Buffs recorded a 24-10 overall record, which was the third best win total for CU since becoming a varsity program. Colorado also earned a 12-8 mark in Pac-12 play, the most conference wins since becoming members of the league. CU finished tied for fifth in the Pac-12 standings.

The Buffs started the season off with a 10-1 record in non-conference action, which included wins at Illinois (3-2) and No. 22 Colorado State (3-2). The win at CSU was the first for CU since 1995. During the Pac-12 slate, CU recorded four wins against ranked opponents, which included a season sweep of Oregon, which was ranked 12th and 15th, respectively when the Buffs faced the Ducks. CU also picked up its first ever win against No. 19 Southern California, and defeated No. 11 Washington, both 3-0 in Boulder.

After finishing the regular season with a 22-9 record, the Buffs earned an at-large bid to the NCAA Tournament. CU swept its competition, first downing James Madison before knocking out the host, No. 17 Baylor, for CU's first-ever true road match in the NCAA Tournament. The Buffs eventually fell to No. 5 Nebraska, the 2017 NCAA Champion, to finish the season. CU was ranked 19th in the final AVCA Coaches Poll of the season.

In addition to the team's success, several Buffs had outstanding individual seasons. Junior outside hitter Alexa Smith became CU's first AVCA Second Team All-American and was named to the AVCA All-Pacific South Region and All-Pac-12 Teams.

Freshman setter Brynna DeLuzio had one of the best freshman seasons for a Buff, earning AVCA All-America honorable mention honors in addition to the VolleyballMag.Com All-Freshman Team and PrepVolleyball.Com All-Freshman Second Team. DeLuzio was the first Buff to earn the AVCA Pacific South Region Freshman of the Year award and was also selected to the AVCA all-region honorable mention team. She was a Pac-12 All-Freshman Team honoree and earned All-Pac-12 honorable mention honors.

Three other Buffs earned All-Pac-12 honorable mention status: junior Naghede Abu, senior Joslyn Hayes and junior Frankie Shebby.

Sanders helped the Buffs to a 14-16 overall record in 2016, as well as a 6-14 mark in Pac-12 play. CU finished its non-conference slate with an 8-2 record, which included many huge wins. The Buffs recorded back-to-back wins against ranked opponents for the first time in school history when they

took down No. 13 Penn State and No. 17 Illinois at the Pac-12/Big Ten Challenge. CU also earned its first win against Colorado State since 2002, defeating the Rams 3-1.

During the Pac-12 schedule, the Buffs knocked off three more ranked opponents, one at home and two on the road. CU recorded a 3-1 win over No. 12 UCLA at Coors Events Center and knocked off No. 13 Washington State (3-2) in Pullman, Wash., which was the Cougars first home loss of the season. CU took down No. 17 Utah (3-2) in the final contest of the season in Salt Lake City.

The Buffs were ranked in the AVCA Poll for five weeks and reached as high as 16th. After they fell out of the poll, they were still receiving votes for another five weeks.

Several individual Buffs earned recognition during the season, most notably Gabby Simpson who was named to the AVCA All-Pacific South honorable mention team after she was selected to the All-Pac-12 honorable mention team. Simpson was joined on the all-conference team by Abu and Smith.

Sanders came to Colorado after serving one season as a volunteer assistant at the University of Texas. The Longhorns were the NCAA runner-up and finished the season with a 30-3 overall record. UT also won the Big 12 Conference with a 15-1 mark.

Prior to her year at Texas, Sanders played professional volleyball around the world, including Albi, France, Markopoulou, Greece and in the Professional Volleyball League for the Florida Wave.

During her collegiate career, Sanders spent time at Colorado State and the University of Washington. She played her senior season at UW, helping the Huskies to the second round of the NCAA Tournament. Sanders played in all 32 matches and started in 21. She led the team with 794 assists and averaged 7.78 assists per set, which ranked 10th in the Pac-12.

Sanders played three seasons at CSU (2008-10) while Mahoney was an associate head coach. The Rams advanced to three NCAA Tournaments and won three Mountain West Championships in that time. She was selected to the All-Mountain West team twice (2009 and '10) and was an academic all-conference honoree (2010).

In the spring of 2010, Sanders made the U.S. National A2 Team as one of four setters on the select 24-player roster. She competed on the USA Blue squad that won the gold medal at the 2010 Volleyball Open National Championships in Phoenix.

The Lafayette, Colo., native graduated from Centaurus High School in 2008 where she lettered in volleyball, basketball and track. Sanders was a three-year captain and a four-year letterwinner on the volleyball team. During her senior year, she was named All-Colorado and to the Denver Post 4A First Team. Sanders was the Skyline Conference Player of the Year her senior, sophomore and freshman years and was an all-conference selection all four years. As a freshman, she was named a Volleyball Magazine Fab-50 Freshman.





# DIRECTOR OF OPERATIONS CRYSTAL GIPPE



**Director of Operations**  
**Fourth Season**  
**Redding, Calif.**  
**Santa Clara '08**

**Crystal Gippe** is in her fourth year as the director of operations for the University of Colorado volleyball program, joining the staff in February of 2015.

Gippe came to the Buffs after spending the previous year in the athletic department as an assistant special events coordinator. During her time there, she helped plan CU's Football Preview Luncheon, Champions Banquet and numerous sports banquets.

Prior to her time at CU, Gippe was a teacher. She was a special education teacher at WINGS Learning Center and Springer Elementary School from 2011-13 in California; working with special needs children. After moving to Colorado, she was a substitute teacher with Jefferson County Public Schools for the 2013-14 school year.

Gippe is a 2008 graduate of Santa Clara University, earning her bachelor's degree in liberal studies while lettering four years on the volleyball team. She also attended San Jose State University and earned her California Teaching Credential in special education teaching in 2012.

After graduating from SCU, Gippe played professional volleyball from 2008-11, playing with NUC Volley (Neuchatel, Switzerland), CV Tenerife (Canary Islands), Iftisadchi Volley Club (Baku, Azerbaijan) and Pinkin Corazol (Dorado, Puerto Rico). She also spent time with USA Volleyball. In 2007, Gippe was a setter on the A2 team and in 2009, she trained with the national team in Anaheim under then-head coach Hugh McCutcheon.


A four-year starting setter on the Santa Clara volleyball team, Gippe was a 2005 AVCA Third Team All-American and in 2007 she was an AVCA All-America honorable mention honoree. Both of those seasons, she helped direct the Broncos to a pair of West Coast Conference Championships and was also named to the AVCA All-Pacific Region first team.

In 2007, she was named the WCC Player of the Year and a first team All-WCC selection. During the 2005 season, Gippe guided SCU to a final four appearance where the Broncos lost in the semifinal to Nebraska. She was named one of the Top 5 Setters in the nation according to Collegiate Volleyball Update and handed out a career-best 1,517 assists during the year.

While at SCU, Gippe recorded 4,384 assist, 693 digs, 306 kills, 145 blocks and 123 aces. She tallied a career-high 70 assists against Pepperdine on Oct. 2, 2005.

Born in Redding, Calif., she graduated from El Molino High School, where she lettered in volleyball, basketball and track and field. Gippe enjoys being active outdoors. She loved running, snowboarding, hiking and wakeboarding. The former Crystal Match is married to Curtis Gippe and resides in Broomfield with their son, Cashton, and their chocolate lab, Parker.

## TECHNICAL COORDINATOR EDUARDO FIALLOS



**Technical Coordinator**  
**Second Season**  
**Tegucigalpa, Honduras**  
**Arizona '98**

**Eduardo Fiallos** is in his second season with the Colorado volleyball program, serving as the team's technical coordinator. He coordinates all film, video and statistical analysis efforts in both practice and competition settings. In addition, Fiallos assists in the development and creation of graphics and video projects used to convey the vision of the volleyball program.

Fiallos joined the Buffs after spending four seasons at the University of Denver. In 2016, he served as the director of operations and from 2013-16, he was a volunteer assistant coach. Fiallos, who coached three seasons with Mahoney at Denver, was part of three straight Summit League Championship teams and three consecutive NCAA Tournament appearances for the Pioneers.

His job responsibilities at Denver covered a wide variety of duties over four seasons. Fiallos was the principal Data Volley scout and statistician and he was heavily involved in video exchange, scouting report creations and opponent scouting. He also managed team travel, equipment, and was the primary administrator for summer camps, among many other responsibilities.

He has been a coach at the collegiate level since 1997, spending time at five different universities. Fiallos was at Arizona (1997), Cal State-Dominguez Hills (1997-98), Louisiana-Lafayette (1998-99), North Carolina State (2006) and Denver (2013-16). He served as a volunteer at UA and DU and was a full-time assistant at the other three institutions.

Fiallos has also been involved in the junior club volleyball scene since 1993, starting with Club Cactus Juniors. Most recently, Fiallos served as a recruiting coordinator and technical advisor for Colorado Volleyball Association from 2015-16.

The majority of his club experience has been with Front Range Volleyball Club (2004-2011). In 2004, he was an assistant coach for the 15-1 team that was regional champions and the silver medalists at the USA Volleyball Girls' Junior National Championship. His 18-1 team in 2006 won the silver medal at the Northern Lights Junior National Qualifier and the AAU Junior National Championship. Fiallos was an assistant coach in 2008 for the Global Challenge team that competed in Croatia and Italy.

Fiallos was born in Honduras and is fluent in Spanish. He graduated from Arizona in 1998 with a bachelor's degree in biology. Fiallos and his wife Janelle live in Aurora, Colo.

STAFF



# VOLUNTEER ASSISTANT COACH ARIEL GEBHARDT



**Volunteer Assistant Coach**  
**Second Season**  
**Highlands Ranch, Colo.**  
**Purdue '12**

**Ariel Gebhardt** (formerly Turner) is in her second season as a volunteer assistant at the University of Colorado, joining the staff in September of 2017.

Gebhardt was a standout volleyball player at Purdue from 2009-12. In that time, she accumulated 1,906 kills, 1,020 digs, 75 aces and 302 total blocks. As a senior, she was third nationally with 5.46 points per set and was sixth in kills per set (4.84).

During her time with the Boilermakers, Gebhardt earned several awards. She was a two-time AVCA All-American, earning first team honors in 2011 and second team honors in 2012. Also in 2011, she was the Big Ten Player of the Year and the Purdue Female Athlete of the Year. She was a two-time Unanimous All-Big Ten Selection (2011, 12) and was a Senior CLASS Award finalist (2012).

She also excelled in the classroom and was named the 2012 Academic All-American Player of the Year. She was named to the Academic All-America First Team in 2012 and was a second team member in 2011. The 2012 Academic All-District V First Team selection was tabbed to the Academic All-Big Ten team three times (2010-12).

After graduating Purdue in 2013 with a bachelor's degree in mechanical engineering, she went on to play professionally in France and Germany. She was the top scorer in the French League during the 2014-15 season and helped her team to the France Vice Championship (2013-14).

Gebhardt, a 2009 Mountain Vista graduate, is pursuing a master's degree in Areospace Engineering and is expected to graduate in 2018.

## VOLLEYBALL SUPPORT STAFF

**MARISSA HOLLIDAY**  
**Athletic Trainer**  
**Sixth Season**

Marissa Holliday is in her sixth year as an assistant athletic trainer at Colorado. Holliday joined CU after working at the CU Sports Medicine Orthopedic Clinic in Boulder and spending some time with Stadium Medical. Holliday is no stranger to the Pac-12 as she worked for Arizona State from 2009-2012 as a graduate assistant and full-time assistant athletic trainer, working with volleyball and gymnastics. Holliday earned her master's degree in higher and postsecondary education from ASU in 2011. She graduated from Texas in 2009 with a bachelor's degree in athletic training. Holliday lettered in volleyball, basketball, track and tennis at Bruni High School before graduating in 2005. She enjoys reading, running, playing tennis and hiking. The former Marissa Carrizales is married to Adam Holliday, a trainer for the football team at CU. The couple welcomed their first child this past summer.



**KATHARINE LINDAUER**  
**Academic Coordinator**  
**Third Season**

Katharine Lindauer is in her third year as an academic coordinator, but her fifth in the Herbst Academic Center, as she joined the staff in July 2013. Lindauer serves as the academic coordinator for the volleyball, men's golf and skiing programs at CU. Prior to serving as the academic coordinator, Lindauer spent time as an academic assistant, tutor coordinator, academic mentor and learning facilitator. A 2013 CU graduate, she earned a bachelor's degree in communication and anthropology. Lindauer grew up in a Buffs family as her father and sister also attended CU. She graduated from ThunderRidge High School in 2009 and enjoys the outdoors, spending time with family and friends, and cheering on the Denver Broncos.





# VOLLEYBALL SUPPORT STAFF



## ADAM RINGLER

**Speed-Strength &  
Conditioning Coach  
Second Season**

Adam Ringler is in his second year as the assistant speed-strength and conditioning coach for volleyball and women's basketball at Colorado, joining the staff during the summer in 2017. Ringler comes to CU after spending the 2010-17 seasons at Wichita State as an assistant coach, working directly with the women's basketball, volleyball, softball, women's tennis and women's golf teams. Ringler earned his bachelor's ('08) and master's degrees ('10) in kinesiology from Michigan State where he also served time as a volunteer and graduate assistant coach from 2006-10. He worked closely with the volleyball team and directly oversaw the strength and conditioning program for wrestling, helping the squad place six NCAA qualifiers and awarding one All-American. Ringler also assisted with the strength and conditioning programs for 17 Michigan State Olympic sports and assisted with the men's and women's basketball teams. In high school Ringler earned all-state recognition in wrestling. He enjoys spending time with his family and doing Brazilian Jiu-Jitsu. A native of Niles, Mich., Ringler and his wife, Brittney, have a daughter, Breslin, and a son, Bear.



## NICK SPROUSE

**Director of Equipment  
Ninth Season**

Nick Sprouse rejoined the Colorado equipment staff in August of 2016. He oversees the equipment needs of the volleyball, lacrosse and men's and women's basketball programs. Sprouse previously served on the CU equipment staff from 2005-2011 and during that time he worked with all of CU's intercollegiate sport programs. After he left Colorado in 2011, Sprouse joined the sales and reconditioning team at Denver Athletic Supply before moving back into the equipment field as an assistant at Colorado State. He originally came to Colorado in 2005 from the University of Arizona where he was an equipment intern for three years. Sprouse graduated from Philip Barbour High School (West Virginia) in 1997 and earned his bachelor's in recreation administration in 2002 at Ashland University where he served as a student equipment manager. He is married to the former Linda Poncin, an associate sports information director at CU, and the couple has a daughter, Lily.



## NEILL WOELK

**Contributing Editor/  
CUBuffs.com  
Fourth Season**


Neill Woelk, a veteran journalist of 35 years with many ties to the University of Colorado and Boulder communities, joined CUBuffs.com as its contributing editor in July 2015. Woelk spent 30 years as a sports reporter, columnist, assistant sports editor and sports at the Boulder Daily Camera, where he covered a multitude of CU sports and events. He also worked for newspapers in Oregon and Utah. Woelk is a 1982 CU graduate and a Colorado native. He was the 1999 Colorado sportswriter of the year and has received numerous Colorado Press Association awards for his work.



## TRACY WHITFIELD

**Marketing & Promotions  
Coordinator  
Third Season**

Tracy Whitfield is in his third year as the marketing and promotions coordinator for the volleyball program, but also works with women's basketball and lacrosse. Whitfield came to CU after three years (2013-16) at Creighton University where he was an assistant director of marketing and director of promotions, working with volleyball, women's basketball and baseball. In 2013, Whitfield was the spring marketing and event intern for the College World Series of Omaha Inc. He also served as the marketing and administrative intern at Augustana College (S.D.), the marketing director for the Sioux Empire Baseball Association and a marketing and promotions intern for the Sioux Fall Pheasants. Whitfield earned his bachelor's degree in sports administration from Augustana in December of 2012 and went on to receive his master's degree in sport management at Concordia University, St. Paul, in December of 2015.



STAFF



Founded in 1876 at the foot of the Flatirons, over 142 years has transformed the University of Colorado from a lone building on a bleak, windswept hill to one of the nation's leading public research institutions. Established in 1861, the University was formally founded in 1876, the year Colorado became a state.

The Boulder campus encompasses over 1,100 acres on the main campus in the heart of town, east campus (which includes a research park), south campus, Williams Village and the Mountain Research Station north of nearby Nederland (which supports ecology, chemistry and geology).

While over 33,200 students are educated on the Boulder campus, another 33,000-plus study at the University of Colorado at Denver, the University of Colorado Anschutz Campus (Aurora) and the University of Colorado at Colorado Springs. Nine elected Regents and President Bruce Benson lead the four-campus system, while each campus has a Chancellor who serves as the chief academic and administrative officer. Dr. Phil DiStefano is in his ninth year as the chancellor of the Boulder campus.

Students can enter any of 10 schools and colleges offering more than 3,900 courses in 150 fields, representing a full range of disciplines in the humanities, social sciences, physical and biological sciences, the fine and performing arts, and the professions. CU-Boulder is regularly ranked among the best of the United States' public universities by the *Fiske Guide to Colleges*, and a 2010 *USA Today/Princeton Review* survey rated the University of Colorado as the fifth-best value among American public colleges. CU was recently ranked as the No. 33 university in the world by the *Times Higher Education*.

CU-Boulder has played a major role in NASA space programs, designing and building many scientific instruments flown in outer space, and graduated 17 men and women who became astronauts, including the late Jack Swigert, one of the three astronauts in the crippled Apollo 13 mission who made it back to Earth safely from the moon. When the Hubble Space Telescope was launched in 1990, it was carrying seven major instruments, including a high-resolution spectrograph to study the evolution of stars and designed and built by an international science team led by astronomer Jack Brandt of CU-Boulder. Since Hubble has been deployed, CU-Boulder faculty and students have been among the top users of Hubble of any institution in the world. CU-Boulder is the only university in the country where undergraduate students have operated a NASA satellite.




The University has produced 19 Rhodes Scholars, five of which were former football student-athletes at CU, with Jim Hansen the most recent recipient in 1992. Faculty member Thomas Cech, a distinguished professor of chemistry and biochemistry, won the 1989 Nobel Prize in chemistry. Other notable alumni other than athletes include former United States Supreme Court Justice Byron "Whizzer" White, former big band leader Glenn Miller and actors Robert Redford and Chris Meloni, the latter starring for years on *Law & Order: Special Victims Unit*, the creators of *South Park*, Trey Parker and Matt Stone, and Philip Bailey, co-founder of the popular music group Earth, Wind & Fire.

If the aphorism, "Somewhere between the Rockies and reality," seems too good to believe, then come for a visit. Start with a walk on the historic Pearl Street Mall, a downtown pedestrian mall that is the ceremonial heart of the city. Visitors may be so taken in by the scenery they may not realize the University that put it all together. From Pearl, Broadway leads directly onto campus where the University of Colorado Museum and the CU Heritage Center, in the original Old Main building, both introduce the University's past and present. The hub of campus activity can be found at both the University Memorial Center (UMC) and the Center for Community (C4C). The ATLAS building is one of the most state-of-the-art structures on any college campus.

Take in the fresh mountain air on any part of 100 miles of trails and 30,000 acres of open space. Climb the Flatirons or in Eldorado Canyon State Park. Swim or board sail at the Boulder Reservoir while elite runners sprint around it. Take in a pro sporting event down the road in Denver, just one of 13 cities with teams in all four pro leagues.



# PRESIDENT BRUCE BENSON



Bruce D. Benson is the longest-serving president of the University of Colorado in the past 65 years. Now in his 11th year, he was named to the position in March 2008. This past July, he informed the Board of Regents of his intention to retire in July 2019, thus putting the cap on what will be a 56-year association with the university.

Since taking the helm of his alma mater, he has enhanced CU's standing as one of the nation's leading teaching and research universities, advancing the economy, health and culture of Colorado and beyond.

The 21st president in the history of the university, he will conclude his tenure as the fourth-longest of the group, and is the longest-serving CU president since Robert L. Stearns held the post for the better part of 15 years (1939-53) well over six decades ago.

During Benson's tenure, CU's research funding has reached record levels, including its best showing of \$1.03 billion in 2017-18, supporting the university's research strengths in biotechnology, health care, energy and aerospace engineering. He has led efforts to promote cross-campus collaboration that have resulted in cooperative academic programs and research initiatives, most notably CU's Biofrontiers Institute, led by Nobel laureate Tom Cech.

CU has broken records for fundraising in nine consecutive years (including a record \$440.4 million in 2017-18) under his leadership. Benson and his wife, Marcy, chaired CU's \$1.5 billion Creating Futures fundraising campaign, which surpassed its goal in November 2013. The campaign, the largest in university history, supported scholarships,

academic enhancements (endowed faculty positions, programs), research projects and capital improvements across CU's campuses.

Benson, 80, has guided efforts to institute operational efficiencies, cut bureaucracy and improve business practices at the university. CU has secured legislation over the past nine sessions of the Colorado General Assembly that has allowed it to save millions annually in areas such as procurement, insurance and construction. He has also established a number of public-private partnerships to make the university more entrepreneurial and meet the needs of businesses in Colorado and across the country.

He oversees a system with four campuses (Boulder, Colorado Springs, Denver, and the Anschutz Medical Campus in Aurora) with a total enrollment of 65,375 and another 7,000 who take courses for credit. During his tenure, CU's four campuses have seen record enrollment. The university's annual budget is \$4.5 billion. The CU system is the third-largest employer in the state, with some 35,000 employees.

Before becoming CU's president, Benson had already made his mark in business, politics, philanthropy, education and civic endeavors. He founded Bruce Mineral Group in 1965, a year after earning his bachelor's degree in Geology from CU.

He has consistently been active in a variety of educational, civic and political endeavors, and was the Republican nominee for Colorado governor in 1994. Benson has received many honors recognizing his leadership, but two are particularly notable: CU in 2004 granted him an Honorary Doctorate of Humane Letters, and in February 2009 he was inducted into the Colorado Business Hall of Fame. In August 2016, he was the recipient of the inaugural Courage in Education Award from the Steamboat Institute, as the honor is for encouraging intellectual diversity and the free and robust exchange of ideas.

He was born July 4, 1938 in Chicago, and has three children and 10 grandchildren.

## CHANCELLOR PHIL DISTEFANO



Dr. Philip P. DiStefano is in his 10th year as the Chancellor at the University of Colorado Boulder. Prior to his appointment on May 5, 2009, Dr. DiStefano was the top academic officer at CU-Boulder for eight years as the Provost and Executive Vice Chancellor for Academic Affairs. He had also served as interim chancellor twice during pivotal times in the university's history.

Dr. DiStefano, 71, co-chaired the steering committee for CU-Boulder's visionary strategic plan, Flagship 2030, conceived with campus, community and statewide input, to guide the university for

decades to come. Today, Dr. DiStefano is shepherding its implementation as Flagship 2030 has moved from vision to reality.

Dr. DiStefano has served CU-Boulder for 44 years, first coming to the University of Colorado in 1974 as an Assistant Professor of Curriculum and Instruction at the School of Education. His academic career flourished as he assumed a series of academic and administrative positions, including Professor, Associate Dean, Dean and Vice Chancellor. He was appointed Provost and Executive Vice Chancellor for Academic Affairs in 2001.

He has established new initiatives to support students in their success, including an increased graduation rate. He also has set forth plans to create alternative sources of revenue and further advance CU's reputation as a top comprehensive national research university.

Dr. DiStefano is considered a national authority on integrating intercollegiate athletics into the university academic mission. For the sixth consecutive year under Chancellor DiStefano, CU's NCAA Academic Progress Rate, which tracks student-athlete progress toward graduation, is the best in school history.

He serves on the board of directors of the Association of American Universities, an association of North America's most prestigious research

universities, of which CU Boulder is the only member in the Rocky Mountain West.

Dr. DiStefano began a three-year term in August 2016 on the Board of Governors of the NCAA representing the Pac 12, within that role he was a member of the NCAA's revenue distribution working group. He also served five years as the University of Colorado's faculty representative to the Big 12 Conference, as he assumed the role on June 1, 2000, and held it until appointing Dr. David Clough to the position in the spring of 2005. He has been closely involved with the athletic program for most of his time at CU, and in June 2016, was recently accompanied by athletic director Rick George to Italy to promote the university and the success of its international students.

As Chancellor he works closely with students, faculty, staff, alumni, donors, governing officials, and business and community leaders in extending CU's legacy as a preeminent national comprehensive research university.

A first-generation college graduate, Dr. DiStefano earned a Bachelor of Science degree from Ohio State University in 1968 and a Master of Arts degree in English Education from West Virginia University in 1971. He holds a Doctorate in Humanities Education from Ohio State University, where he served as a teaching and research associate.

Dr. DiStefano began his educational career as a high school English teacher in Ohio. He has authored and co-authored numerous books and articles on literacy education.

He was born September 21, 1946 in Steubenville, Ohio, and graduated from Steubenville Catholic Central High School. He has been married to the former Yvonne Pasquarella for 49 years, and the couple has three grown daughters, Gia, Nicole and Jennifer, and two granddaughters.

In 2015, he served as the official starter for the 37th annual Boulder Boulder, the city's 10-kilometer race that is the fourth largest in the nation. He has been very active throughout his career in the Boulder Community, having previously served on numerous boards, including the Chamber of Commerce and the Rotary Club.



# PROVOST RUSSELL MOORE



Dr. Russell L. Moore is now in his 10th year as the Provost and Executive Vice Chancellor for Academic Affairs for the University of Colorado, having assumed the position July 1, 2010.

Dr. Moore had enjoyed a long and distinguished career at CU, having previously served as interim vice chancellor for research from May 2009 to July 2010, and prior to that appointment, he was the associate vice chancellor for research since 2006.

Dr. Moore served as chair of Kinesiology and Applied Physiology (now Integrative Physiology) from 1994 to 2001, and was an assistant professor (1984-86), associate professor (1993-96) and full professor (1996-present) in that department. He is also an adjunct professor in the Department

of Medicine at the University of Colorado Anschutz Medical Campus.

He co-chaired the Flagship 2030 Task Force on Research, Scholarship, and Creative Works.

He holds an adjunct professorship in medicine (cardiology) at the University of Colorado's Anschutz Medical Campus at the University of Colorado Denver.

He was an assistant and associate professor (1986-91) in the departments of medicine, cellular and molecular physiology at the Pennsylvania State University College of Medicine in Hershey, Pa. His research focused on adaptations of the heart to physiological and pathological stress, particularly as they related to the development of heart failure.

Dr. Moore earned a Bachelor of Science degree in biochemistry from the University of California at Davis in 1976, and a doctorate from Washington State University in 1982. He did postdoctoral work at the University of Texas Health Science Center in Dallas (1981-84).

## FACULTY REP JOE JUPILLE



**Dr. Joseph (Joe) Jupille**, an associate professor of political science, is in his second year as the University of Colorado's Faculty Athletics Representative (FAR) to the Pac-12 Conference, as he assumed the position on July 1, 2017.

Dr. Jupille, 47, is only the seventh FAR in CU history, joining a very prestigious list: **Walter Franklin** (1947-1948), **Warren Thompson** (1949-1966), **William Baughn** (1967-1989), **James Corbridge** (1989-

2000), current CU chancellor **Phil DiStefano** (2000-2005) and **Dr. David Clough** (2005-2017).

Now in his 14th year at CU, he joined the faculty in 2005 and became an Associate Professor in 2007. He founded and served as Director of the Colorado European Union Center of Excellence (CEUCE) from 2008-15.

Professor Jupille's research specializes in rules and institutions, which comes in handy in the world of intercollegiate athletics. With James Caporaso (University of Washington) he is completing *Theories of Institutions*, which distills understandings of rules across a range of disciplinary orientations. He has previously published *Institutional Choice and Global Commerce* (2013, with Walter Mattli and Duncan Snidal) and *Procedural Politics* (2004), the latter of which centers on his core substantive and teaching expertise in the European Union (EU). He has been published widely in peer reviewed journals and edited volumes, including in the *Annual Review of Political Science*, *Comparative Political Studies*, *European Political Science Review*, *International Organization* and *West European Politics*.

Jupille has been involved with student-athletes almost since arriving at CU over a decade ago, serving on and then chairing the Boulder Faculty Assembly's Intercollegiate Athletics Committee (IAC), which works with the Department of Athletics in managing and thriving at the nexus of athletics and academics. He has served or continues to serve on a number of student-athlete-centered bodies such as the AD's Academic Risk Assessment (ARA) committee, the Title IX Task Force chaired by Senior Woman Administrator (SWA) Ceal Barry in addition to many others.

Jupille wants it all for CU student-athletes: a gold standard education, unparalleled opportunity for personal growth and professional preparation, a chance to enjoy year-round fresh air and sunshine and develop ways of being well, and of course, a world class athletic experience. It is the FAR's job to bring a faculty sensibility to the pursuit of these goals.

He earned a Bachelor of Arts degree in Political Science from UC Santa Barbara in 1992, a Master of Arts in International Public Policy from the Middlebury Institute of International Studies at Monterey in 1995, and his Ph.D. in Political Science from the University of Washington in 2000.

Prior to joining the CU faculty in 2005, he was an Assistant Professor of Political Science at Florida International University for almost six years (2000-05).

He was born in Chicago and 1970. He is married to the former Lisa Avanzino and the couple have four children (Michael, Alex, Jackson and Julia). An avid cyclist, he commutes daily to CU by bike from the town of Superior (six miles southeast of Boulder). He grew up as a fan of the Pacific 10 Conference and in particular the California Bears but his allegiance is now sworn to the Buffaloes.



# ATHLETIC DIRECTOR RICK GEORGE



Rick George was introduced as just the sixth full-time athletic director in University of Colorado history on July 17, 2013, returning to Boulder where he helped play a role in the school's first and only national championship in football some 23 years earlier.

George, 58, came to Colorado from the Texas Rangers baseball club of the American League, where he was named chief operating officer on October 5, 2010 with a promotion to president of business operations in February 2013.

He agreed to a 5-year contract at CU, and he officially started on the job on August 12, 2013. In June 2016, the Board of Regents approved a contract extension that carries him through 2020-21 academic and athletic year.

His list of achievements in his first 1,000 days in the position were many, but none more significant than shepherding through a \$156 million Athletic Complex Expansion from creation through fruition, gaining approval from the Board of Regents and then raising nearly one-half of the estimated cost to initiate construction, which began May 12, 2014. The project was the core of the Sustainable Excellence Initiative (SEI), the jewel of which was a long-awaited indoor practice facility. Once green-lighted, he spearheaded the most successful fundraising campaign in athletic department history, raising over \$100 million for the project.

By the end of his second year, George implemented the department's first-ever comprehensive strategic plan, which mapped CU's immediate and long range purpose and goals. He also redesigned the management teams, made tough budget decisions that reduced deficits he inherited (and has since produced two budget surpluses), and canvassed the state, region and nation in both friend- and fundraising. The department is now completing the process for its' next three-year plan through 2020-21.

In his fourth year in the position (2016-17), 13 of CU's 16 athletic teams were at one time or another ranked among the nation's Top 25 (including all five in the fall; skiing is a coed program with combined rankings). Included in that group was the football team, as the Buffaloes returned to the national rankings for the first time in 11 seasons, in part due to George's support of Mike MacIntyre as the program's head coach and allowing him to follow through with his plan to bring the Buffaloes back to national prominence. All but one team competed in the postseason, most in NCAA Championships, with football making it to a bowl game for the first time in nine years and both basketball teams going to their respective NIT events.

Near the end of his first year and most recently in his fifth, he was recognized by CU's Student-Athlete Advisory Committee as its choice for Staff Member of the Year; no token award, the group acknowledged his attendance at most home athletic events, regular meetings with team captains of all programs to interact with them and receive their feedback, and willingness to meet with any student-athlete and that his door is always open to them.

George brought the most diverse background to the position than any before him at Colorado: all five others had extensive and primarily exclusive college athletic histories, the only exceptions being when Marolt left CU after 10 years as ski coach to lead the U.S. Olympic ski team before returning, and Tharp, who was a university attorney with strong CU-Boulder campus ties. While George began and worked in the college athletic world for the first half of his professional career, he stepped outside that box for the second half.

He is just the sixth full-time athletic director in Colorado history, following in the footsteps of Harry Carlson (1927-65), Eddie Crowder (1965-84), Bill Marolt (1984-96), Dick Tharp (1996-2004) and Mike

Bohn (2005-13). Two others have bridged directors in interim capacities, Jack Lengyel (six months between Tharp and Bohn) and Ceal Barry (two months between Bohn and George).



George was with the Rangers for less than three years, but saw the team win two American League championships and compile a 243-176 record (.580 winning percentage) during his time there, second-best in the major leagues during that time frame. As the COO, he worked closely with team president and CEO, baseball Hall-of-Famer Nolan Ryan, and was responsible for all facets of the Rangers' business operations, including oversight of all sales and marketing efforts, broadcast and communications, ticket and suite sales, naming rights, etc., in addition to overseeing the finance, human resource and operations departments.

Among his many accomplishments with the Rangers was a comprehensive branding study that successfully rebranded the ball club, and an implementation of a new ticketing strategy that over the course of three seasons increased ticket revenues by over \$30 million. The club's attendance saw an increase of 40 percent from the 2010 season to nearly 3.5 million in 2012, second in the American League (behind the New York Yankees) and third in the majors. The 2013 numbers were on pace to exceed the 3 million mark again when he left the franchise for CU.

Prior to joining the Rangers, George served as executive vice president and chief of operations for the PGA TOUR for two-and-a-half years (beginning in June 2008). While with the TOUR, he worked with the corporate marketing department in renewing sponsorships and creating new events. He also oversaw the Tournament Business Affairs division that worked with Tournaments to increase tournament revenue.

He also worked for the PGA TOUR as president of the Champions Tour from 2003-08, and as the executive vice president for championship management his last three years there. His major accomplishments included increasing revenues and sponsorships and the development of strategic plans, the latter including a vision and mission statement as well as core values. The Champions Tour had grown to a minimum 29 events with over \$55 million in prize money when he left for the PGA TOUR.

From 1998-2003, George served as President and CEO of the



George's first week on the job ... in 1987.



# ATHLETIC DIRECTOR RICK GEORGE



**Bill McCartney's Hall of Fame Salute at Folsom Field:  
George, Joe Romig, Mac, Alfred Williams.**



**Rick and granddaughter Harper at ESPN's Basketball  
Game Day (February 2014).**

Fore!Kids Foundation, a 501c3 organization that raised money for children's charities via golf-related events, where he led rebranding and organizational efforts that resulted in increases in charitable giving to the Foundation.

At the collegiate level, George worked in three major conferences (Big Ten, Big 8, Southeastern) in football operations, beginning with his alma mater, the University of Illinois, as football recruiting coordinator (1983-87).

He graduated from Illinois in 1982 with a Bachelor of Arts in Liberal Arts & Sciences Individual Study that had an emphasis on Sports Communication and Journalism. He was a four-year letterman at comeback for the Illini, playing in 44 straight games and starting in 27 games in all, as he played two years each under coaches Gary Moeller and Mike White. He was a two-time recipient of the school's Bruce Capel Award, given for dedication and courage to honor Capel who lost his life serving his country in Vietnam; George received the honor for his junior and senior seasons.

Upon his graduation, White named him the assistant director for player personnel for the Illini, and a year later (1983), he assumed the all sports recruiting coordinator. In March 1984, George took over the recruiting chores solely for football, with his first class ranked No. 1 in the nation by the recruiting services with all in the top 20; he coordinated five classes in all at Illinois when the call came to take him out west to Colorado.

On March 2, 1987, Bill McCartney hired him as Colorado's football recruiting coordinator. Two-and-a-half years later (Dec. 21, 1989), George was promoted to assistant athletic director for football operations, not coincidentally after the Buffaloes finished the regular season with an 11-0 record and the school's first-ever No. 1 national ranking in the polls. CU lost to Notre Dame in the Orange Bowl and would finish No. 4, but came back to go 11-1-1 in 1990, this time defeating the Irish in the Orange Bowl to earn consensus national champion honors.

Shortly thereafter, he left the Buffaloes for Vanderbilt University, where he was reunited with former CU offensive coordinator Gerry DiNardo, who was named the Commodores' head coach a year earlier. In eight years at Vanderbilt (1991-98), he also served as associate athletic director for external operations in conjunction with overseeing the football program. This was where George first expanded his professional role outside of solely football, as he had oversight over all external departments, particularly in the area of managing budgets and developing marketing and promotional strategies for all sports.

George was born April 3, 1960 in Woodstock, Ill., and graduated from Collinsville (Ill.) High School, where he lettered in football, basketball and baseball. He is married to the former Nancy Green, and the couple has two grown daughters, Jenni Reed (husband Tom) and Christi, and two granddaughters (Harper and Maddie).

## 2018 University of Colorado Board of Regents

**Back row:** Jack Kroll (*vice chair*), John Carson, Stephen Ludwig, Heidi Ganahl, Kyle Hybl. **Front Row:** Sue Sharkey (*chair*), Irene Griego, Glen Gallegos, Linda Shoemaker.





## Conference History

The roots of the Pac-12 Conference date back 102 years to December 2, 1915, when the Pacific Coast Conference (PCC) was founded at a meeting at the Oregon Hotel in Portland. The original membership consisted of four schools — the University of California at Berkeley, the University of Washington, the University of Oregon, and Oregon State College (now Oregon State University). All still are charter members of the Conference.

Pacific Coast Conference play began in 1916 and, one year later, Washington State College (now Washington State University) was accepted into the league, with Stanford University following in 1918.

In 1922, the PCC expanded to eight teams with the admission of the University of Southern California (USC) and the University of Idaho. In 1924, the University of Montana joined the league roster, and in 1928, the PCC grew to 10 members with the addition of UCLA.

The Pacific Coast Conference competed as a 10-member league until 1950, with the exception of 1943-45 when World War II curtailed intercollegiate athletic competition to a minimum. During that time, the league's first commissioner was named. Edwin Atherton was commissioner in 1940 and was succeeded by Victor Schmidt in 1944. In 1950, Montana resigned from the Conference and joined the Mountain States Conference, essentially replacing Colorado, which left for the Big 7 two years earlier. The PCC continued as a nine-team conference through 1958.

In 1959, the PCC was dissolved and the Athletic Association of Western Universities was formed and Thomas J. Hamilton was appointed commissioner of the new league. The original AAWU membership included California, Stanford, Southern California, UCLA and Washington. Washington State joined the membership in 1962, while Oregon and Oregon State joined in 1964. Under Hamilton's watch, the name Pacific-8 Conference was adopted in 1968. In 1971, Wiles Hallock took over as commissioner of the Pac-8.

On July 1, 1978, the University of Arizona and Arizona State University were admitted to the league and the Pacific-10 Conference became a reality. In 1986-87, the league took on a new look, expanding to include 10 women's sports. Tom Hansen was named the commissioner of the Pac-10 in 1983, a role he would hold for 26 years until 2009. Hansen was succeeded by current commissioner Larry Scott, who took on the new role in July 2009.

During the 2010-11 academic year, Scott helped deliver monumental changes that transformed the conference into a modern 12-team league by adding the University of Colorado and the University of Utah. The addition of CU and Utah led to an agreement to equal revenue sharing for the first time in conference history, created two divisions (North and South) for football only, established a football championship game for the first time ever, secured a landmark media rights deal that dramatically increased national exposure and revenue for each school and established the Pac-12 Network and Pac-12 Digital Network that guaranteed enhanced exposure across all sports.

Colorado accepted its invitation to join the Pac-12 on June 11, 2010, as the Buffaloes were the first domino to fall in a change of the national landscape which, in just one week, saw Nebraska also leave the Big 12 and join the Big 10, Boise State depart the WAC for the Mountain West, TCU jump from the MWC for the Big East (before eventually landing in the Big 12). Less than a week later on June 17, Utah agreed to join CU to make it an even dozen in the Pac-12. Big-time rivals for the first half of the last century, the Buffaloes and Utes officially became the 11th and 12th members of the Conference on July 1, 2011, the first additions to the league



Pac-12 Commissioner Larry Scott

since 1978. During the 33 years between expansions, Pac-10 teams claimed 258 NCAA titles (130 women's, 128 men's).

At present, the Pac-12 sponsors 11 men's sports and 13 women's sports, having added women's lacrosse for the first time for the spring of 2018. Additionally, the conference schools are members of the Mountain Pacific Sports Federation (MPSF) in four other men's sports and two women's sports. CU participates in the MPSF in indoor track and has competed since 1950 in the Rocky Mountain Intercollegiate Ski Association (RMISA) in skiing, which is a coed sport.

The Pac-12 Conference offices are located in the heart of San Francisco's downtown district and are headquartered in the same building as the Pac-12 Network.

## Conference of Champions

Built on a firm foundation of academic excellence and superior athletic performance, the Conference ushered in a new era on July 1, 2011, officially becoming the Pac-12 Conference with the additions of the University of Colorado and University of Utah.

Just 27 days after the Conference officially changed its name, Commissioner Larry Scott announced the creation of the Pac-12 Networks, solidifying a landmark television deal and putting the Conference on the forefront of collegiate athletics. The Networks, including one national network, six regional networks, and a robust digital network marked the first-ever integrated media company owned by a college conference. In addition, the "TV Everywhere" rights allow fans to access Pac-12 Networks outside the home on any digital device, including smartphones and tablet computers.

That same year, the Pac-12 also launched its Globalization Initiative to proactively promote the Conference and member institutions through student-athlete exchanges and sport, as in the first five years, Pac-12 student-athletes have enjoyed unique cultural and athletic experiences in several foreign nations. In the past year, the Pac-12 became the first conference to have all of its schools become members of the Green Sports Alliance.

On the field, courts and in the pools of play, the Pac-12 rises above the rest, upholding its tradition as the "Conference of Champions®," claiming an incredible 175 NCAA team titles since 1999-2000. For the 13th consecutive year, the Pac-12 had the most NCAA titles of any conference in the country, having won at least six every year since 2000-01, including 35 over the last three years. No other conference has ever won 10 or more in a single athletic year, looking up at the record 14 the Pac-12 won in 1996-97 and 13 in 2016-17. Even more impressive has been the breadth of the Pac-12's success, with championships coming



# PAC-12 CONFERENCE

in 28 different men's and women's sports. The Pac-12 has led or tied the nation in NCAA Championships in 52 of the last 58 years (and was second four times and third twice).

Spanning over a century of outstanding athletics achievements, the Pac-12 was the first conference to reach 200, 300, 400 and now 500 championships; despite having two fewer members than three of the other four so-called "Power 5" conferences, the Pac-12 outdistances the next conference by over 200 crowns (the Big Ten is a distant second with 298). In all, Pac-12 conference teams have won **513** NCAA Championships (300 men's, 183 women's, 30 coed).

Individually, the Conference has produced an impressive number of NCAA individual champions, as through the 2016-17 school year, **2,334** individual crowns have been won by Pac-12 student-athletes over the years (1,370 in men's championships, 778 in women's and 186 in coed, e.g. skiing).

And since the NCAA began conducting women's championships 37 years ago, Pac-12 members have claimed at least four national titles in a single season on 28 occasions, including in each of the last 18 years (2001-2018), with a record 10 during the 2016-17 school year followed by another nine in 2017-18.

## 2017-18 QUICK REVIEW

In the 2017-18 academic year, the Pac-12's 12 NCAA titles came in the form of a nine women's crowns and three men's titles.

Living up to its well-deserved billing of "Conference of Champions®," six different league schools claimed NCAA titles including three winning multiple crowns (Stanford four, UCLA three and USC two).

Of the 24 sports sponsored by the Conference, 17 witnessed at least half its teams participating in NCAA or other postseason action. The men sent 63 of a possible 101 teams into the postseason, the women 82 of a possible 130. Stanford's four titles came in men's and women's soccer, women's swimming and women's tennis. UCLA claimed titles in men's water polo, women's gymnastics and beach volleyball, while USC's pair came in women's water polo and outdoor track. Arizona (women's golf), California (women's rowing) and Oregon State (baseball) rounded out the league's victories.

While **Colorado** did not win an NCAA title in 2017-18 and the school's count remains at 27, the Buffaloes finished second in skiing, third in women's cross country (eighth in men's) and 19th in women's golf. CU has won 20 skiing titles (11 men's, one AIAW women's and eight coed) and seven cross country (five men's, two women's); the Buffs also were the consensus national champions in football in 1990, but since it is not an NCAA-sanctioned championship, it doesn't count toward the Pac-12's total of 513.



CU won back-to-back men's NCAA cross country titles in 2013 and 2014.



Petra Hyncicova won both the classic and freestyle races at the 2017 NCAA's.



David Ketterer swept the giant slalom and slalom races at the 2017 NCAA Ski Championships.



Dani Jones was the 2017 national champion in the indoor 3,000-meter run.



# 2017 IN REVIEW



The 2017 season was a very special one for the Colorado Buffaloes for many different reasons. CU earned a 24-10 record and its 24 wins was the third most in school history. The Buffs also recorded a 12-8 mark in the Pac-12 Conference, tying for fifth. The 12 wins was the most for the Buffs since joining the league in 2011.

Colorado also advanced to its 19th NCAA Tournament, winning its first and second round match-ups to move on to its first Sweet 16 appearance, its fourth overall, in 20 season. The Buffs' season ended there as they fell to the eventual NCAA Champion, Nebraska.

During the season, the Buffs recorded six wins against ranked opponents, tying the CU record from the 2015 season. CU also earned 13 sweeps in 2017, six against Pac-12 opponents, which included a pair against top-20 teams in Boulder.

The campaign started off on a great note with the Buffs winning the NIKE Invitational in Norman, Okla. CU recorded a 3-1 win over Northwestern State before sweeping Seton Hall. The weekend ended with Colorado defeating the host and former Big 12 rival, Oklahoma, 3-1. **Brynna DeLuzio**, **Anna Pfefferle** and **Alexa Smith** were each named to the all-tournament team. DeLuzio recorded 129 assists while directing the Buffs to a .330 hitting percentage. Pfefferle hit .630 with 17 kills on 17 attacks and Smith hammered 50 kills (4.55/set) while hitting .351.

The following weekend the Buffs opened up the home schedule at the Coors Events Center, hosting the Omni Invitational. Again CU went 3-0, sweeping Wake Forest, Rice and Abilene Christian. Smith was named the MVP despite playing in six of the nine sets. She recorded 23 kills and hit .438. DeLuzio also earned her second straight all-tournament honor after handing out 105 assists as CU hit .321. **Naghede Abu** was also selected to the all-tournament team with team-highs in kills (24), blocks (10) and hitting percentage (.489).

After starting the season 6-0, the Buffs had a tough test coming their way as they hit the road for the Pac-12/Big Ten Challenge in Champaign, Ill. Colorado played well, but fell to third-ranked Penn State (3-0), before rebounding with a narrow five-set win over Illinois.

The final weekend of non-conference play started with a 3-1 victory overall Xavier in Boulder. After that, the Buffs headed north to Fort Collins, Colo. for a pair of contests. CU swept Albany to start the day and finished it on a strong note with a five-set come-from-behind win against No. 22 Colorado State. The Buffs were down 0-2 and rallied back to win the following three matches to take the win, CU's first at Moby since 1995.

After the win against the Rams, Smith was tabbed the Pac-12 Offensive Player of the Week, in addition to the VolleyMob National Player of the Week. She hammered a then-career-high 25 kills against CSU and hit .310 with 15 digs. DeLuzio was named the Pac-12 Freshman of the Week after averaging 11.9 assists per set. The Buffs also entered the AVCA Coaches Poll at 25th to start conference play.

The Pac-12 slate started the following week and had the Buffs on the road in Salt Lake City for a top-25 clash against No. 16 Utah. Colorado dropped the first set (14-25), but rebounded with a 25-16 win in set two. Unfortunately the Buffs could not keep the momentum going and Utah won the third and fourth sets (25-20, 25-17) to take the match.

CU came back to Boulder to host fourth-ranked Stanford and the Buffs gave the Cardinal everything they had, but SU narrowly escaped with the victory. The Buffs took the first set (25-20) and Stanford won the second set (25-13). Out of intermission, CU earned an extra points victory in set three (29-27) but lost set four by the same score. The Cardinal had the momentum on its side entering the final set and won the match 15-12.

The Buffs needed to get back in the win column and they did just that with a pair of wins the next weekend in Boulder against Oregon State (3-2) and No. 12 Oregon (3-1). **Abu** was named the Pac-12 Defensive Player of the Week after recording 13 blocks and 23 kills in the two matches, while DeLuzio earned her second Pac-12 Freshman of the Week honor with 11.22 assists per set.

Next up for Colorado was a four-match road trip, starting with the Washington schools. The trip got off to a rough start as CU dropped a 3-1 decision at Washington State before falling 3-0 to No. 9 Washington. After dropping four of six matches, the Buffs knew they needed a strong performance in the desert and that is exactly what they got. The Buffs recorded their first of six conference sweeps with a 3-0 victory against Arizona State. CU followed up that performance with a five-set win against Arizona to mark the first time CU swept the Arizona schools. In the win against the Wildcats, **Frankie Shebby** and Smith each recorded 25 kills.

The Buffs returned to Boulder with a .500 record in league play (4-4) and were set to host the Los Angeles area schools. First up was No. 19 Southern California, a school that the Buffs had never defeated in school history. That all changed on Oct. 20 when Colorado blanked the Trojans (25-23, 25-14, 25-21), ending a 14-match win streak for USC. The Buffs looked to be on the verge of another upset the following night against No. 13 UCLA. CU led the match 2-1 (17-25, 25-15, 25-18), but the Bruins fought back to take the fourth set 28-26 and earned a hard-fought 16-14 win in the fifth set.





# 2017 IN REVIEW

Colorado entered the second half of the Pac-12 schedule with a 5-5 record and knew there was work to do. The Buffs won the following four matches. CU started off on the road with wins against No. 15 Oregon (3-2) and Oregon State (3-1) for its second road sweep of the season and continued winning in Boulder with sweeps over Washington State and No. 11 Washington. DeLuzio earned her third and fourth Pac-12 Freshman of the Week honors after both weekends.

One of the hardest road trips of the season is the Los Angeles trip as both teams are typically top-25 programs. This year was no different, but the Buffs gave it their all. No. 18 UCLA swept CU to start the trip. The Buffs regrouped for their rematch against No. 17 USC and for a while, things looked good for CU. Colorado led the match 2-1 (25-20, 17-25, 29-27), before the Trojans came back with a strong fourth set with (25-11). The two teams battled in the fifth, but USC managed to come away with the 15-11 victory.

With just four matches left in the regular season, the Buffs wanted to finish on a high note. They had already surpassed their conference win total from the previous season, but knew they could do more, especially with three of the four matches at home. CU swept Arizona and snuck by Arizona State (3-2) at Coors to improve to 11-7 in league play with one week remaining.

The final week of regulation saw the Buffs sweep California in Berkeley, Calif., before falling to No. 15 Utah at home (3-1). But the season was not over.

The Buffs qualified for their 19th NCAA Tournament and would head to Waco, Texas for the first and second rounds. CU recorded a 3-0 win over James Madison to move on to the second round where it would face former Big 12 rival, No. 17 Baylor. The Bears proved to be no match for the Buffs as CU took down the home team 25-12, 25-22, 25-20 to earn the Buffs fourth ever Sweet 16 appearance and their first in 20 years.

Colorado went to Lexington, Ky., for the regional round and once again would face-off against a former conference rival, No. 5 Nebraska. The Buffs were ready for the test, but fell 0-3 to the eventual NCAA Champion, ending their season with an impressive 24-10 record.

During the season, Anna Pfefferle and Abu recorded their 400th career block, becoming just the fifth and sixth Buff in CU history to reach that milestone. Pfefferle ended the season with 473 career blocks, which was second in school history, while Abu is third with 448 total blocks. Abu also tied her CU single season rally scoring era record with 153 blocks in in 2017. She also reached that mark in 2016.

A pair of Buffs, Shebby and Smith, finished the campaign with 400 or more kills for just the 10th and 11th time since 2001. Shebby recorded 409, while Smith had 484. Not to be outdone, DeLuzio handed out 1,411 assists, which ranked second all-time in the rally-scoring era for a single season.

As a team, the Buffs ranked 51st in the NCAA, sixth in the Pac-12, with 2.42 blocks per set. They were also sixth in the Pac-12 in hitting percentage (.248), kills per set (13.63), assists per set (12.77) and digs per set (14.94). Individually, Abu was fifth in the league with a .344 hitting percentage and was sixth with

1.20 blocks per set. DeLuzio ranked third in assists per set, averaging 11.02, while Smith was seventh in kills per set (.3.97), while Shebby was ninth (3.50). **Gabby Carta-Samuels** recorded 3.53 digs per set, which was eighth in the Pac-12.

CU finished the season ranked 19th in the AVCA poll. The Buffs spent three other weeks during the season ranked 25th.


The Buffs earned a lot of well-deserved recognition for their hard work. Smith became the first Buff to earn AVCA All-America Second team honors after picking

up AVCA All-Pacific South and All-Pac-12 first team awards. DeLuzio was named an AVCA All-America honorable mention selection in addition to the AVCA All-Pacific South Freshman of the Year. She was also an All-Pacific South and All-Pac-12 honorable mention team member, and was named to the All-Pac-12, VolleyballMag.Com and PrepVolleyball.Com Freshman Teams.

Three other Buffs were tabbed to the All-Pac-12 honorable mention team: Abu, **Joslyn Hayes** and Shebby.

Off the court, the Buffs performed well in the classroom. Stephanie Shadley was selected to the All-Pac-12 Second team, while Abu, Pfefferle, Smith and Rachel Whipple were named to the honorable mention squad.

At the year-end banquet, several more awards were handed out. Smith was named CU's Offensive MVP, while Abu was honored as the Defensive MVP; both earning their respective honors for the second straight season. Shadley was named the recipient of the Golden Buffalo Award, which recognizes the athlete who exemplifies what it means to be a student-athlete and role model; while sophomore Lillie Klemmer was tabbed the team's scout team MVP.





# 2017 RESULTS AND STATISTICS



(24-10 – 12-8 Pac-12 (t5th) – 11-3 Home – 9-5 Away – 4-2 Neutral)

Date	Opponent (Rank)	Rank	W/L	Rec	Score	Score-by-Game	Team Statistical Totals										Individual Statistical Leaders			
							K	Att%	Ass	SA	Dig	TB	Kills	Digs	Blocks	Assists				
8/25	!Northwestern State	NR	W	1-0	3-1	25-14, 26-28, 25-17, 25-15	53	.310	51	4	55	15.5	A. Smith (18)	F. Shebby (11)	N. Abu (10)	B. DeLuzio (43)				
8/26	\$Seton Hall	NR	W	2-0	3-0	25-22, 25-18, 25-19	47	.292	45	3	46	10.0	A. Smith (17)	A. Smith (11)	N. Abu (6)	B. DeLuzio (41)				
8/26	\$Oklahoma	NR	W	3-0	3-1	25-11, 23-25, 25-16, 25-14	57	.391	53	9	46	12.0	A. Smith (15)	G. Carta-Samuels (19)	N. Abu (7)	B. DeLuzio (45)				
9/2	#WAKE FOREST	NR	W	4-0	3-0	25-23, 25-18, 25-15	45	.374	41	0	34	6.0	A. Smith (14)	F. Shebby (9)	A. Pfefferle (4)	B. DeLuzio (35)				
9/2	#RICE	NR	W	5-0	3-0	25-15, 25-20, 25-20	43	.318	39	4	41	5.5	AS, NA, JH (9)	G. Carta-Samuels (15)	NA, JH (3)	B. DeLuzio (32)				
9/3	#ABILENE CHRISTIAN	NR	W	6-0	3-0	25-19, 25-20, 25-20	48	.285	46	2	58	6.5	S. Shadley (11)	SS, BD (14)	N. Abu (5)	B. DeLuzio (38)				
9/8	%Penn State (3)	NR	L	6-1	0-3	22-25, 18-25, 21-25	36	.265	35	1	38	9.0	A. Smith (11)	F. Shebby (12)	N. Abu (4)	B. DeLuzio (28)				
9/9	%Illinois (RV)	NR	W	7-1	3-2	25-23, 24-26, 28-26, 12-25, 17-15	70	.261	61	8	61	7.0	A. Smith (19)	G. Carta-Samuels (17)	N. Abu (6)	B. DeLuzio (53)				
9/15	^XAVIER	RV	W	8-1	3-1	25-23, 21-25, 25-23, 25-18	64	.233	60	6	74	8.0	F. Shebby (19)	G. Carta-Samuels (16)	N. Abu (4)	B. DeLuzio (55)				
9/16	!Albany	RV	W	9-1	3-0	25-17, 25-13, 25-19	44	.273	39	4	47	8.0	JS, NA (11)	G. Carta-Samuels (12)	NA, AP (4)	B. DeLuzio (33)				
9/16	!Colorado State (22)	RV	W	10-1	3-2	21-25, 23-25, 25-22, 25-14, 15-8	72	.318	65	9	70	9.0	A. Smith (25)	A. Smith (15)	AP, BD (4)	B. DeLuzio (55)				
9/22	*Utah (16)	25	L	10-2	1-3	14-25, 25-16, 20-25, 17-25	43	.144	40	3	63	9.0	FS, AS (11)	G. Carta-Samuels (23)	N. Abu (5)	B. DeLuzio (38)				
9/24	*STANFORD (4)	25	L	10-3	2-3	25-20, 13-25, 29-27, 27-29, 12-15	65	.181	63	3	62	9.0	A. Smith (25)	A. Smith (12)	N. Abu (7)	B. DeLuzio (52)				
9/29	*OREGON STATE	RV	W	11-3	3-2	25-21, 25-27, 25-23, 7-25, 15-12	60	.185	59	7	80	7.0	A. Smith (21)	G. Carta-Samuels (19)	N. Abu (4)	B. DeLuzio (55)				
9/30	*OREGON (12)	RV	W	12-3	3-1	25-18, 24-26, 25-19, 25-18	57	.269	55	3	75	17.0	F. Shebby (16)	A. Smith (19)	NA, JH (9)	B. DeLuzio (46)				
10/6	*Washington State	25	L	12-4	1-3	23-25, 25-19, 22-25, 28-30	60	.209	58	2	68	9.0	A. Smith (24)	J. Spann (18)	N. Abu (5)	B. DeLuzio (53)				
10/8	*Washington (9)	25	L	12-5	0-3	24-26, 22-25, 14-25	39	.121	35	3	58	4.0	F. Shebby (13)	FS, GC5 (13)	AP, NA, JH (2)	B. DeLuzio (30)				
10/13	*Arizona State	RV	W	13-5	3-0	25-21, 25-16, 26-24	42	.250	40	3	56	8.0	F. Shebby (11)	A. Smith (12)	N. Abu (4)	B. DeLuzio (37)				
10/15	*Arizona	RV	W	14-5	3-2	26-28, 25-21, 25-14, 23-25, 15-10	72	.299	65	6	77	8.5	AS, FS (25)	A. Smith (18)	FS, NA (3)	B. DeLuzio (57)				
10/20	*SOUTHERN CALIF. (19)	RV	W	15-5	3-0	25-23, 25-14, 25-21	43	.261	41	2	33	12.0	F. Shebby (12)	G. Carta-Samuels (8)	A. Pfefferle (6)	B. DeLuzio (37)				
10/21	*UCLA (13)	RV	L	15-6	2-3	17-25, 25-15, 25-18, 26-28, 14-16	66	.212	60	5	88	14.0	A. Smith (27)	G. Carta-Samuels (25)	FS, NA (7)	B. DeLuzio (55)				
10/27	*Oregon (15)	RV	W	16-6	3-2	25-17, 25-19, 17-25, 9-25, 15-10	58	.234	54	3	58	9.5	F. Shebby (14)	G. Carta-Samuels (17)	A. Pfefferle (6)	B. DeLuzio (47)				
10/28	*Oregon State (RV)	RV	W	17-6	3-1	25-23, 20-25, 25-23, 25-12	58	.270	57	8	85	8.5	A. Smith (19)	G. Carta-Samuels (22)	N. Abu (4)	B. DeLuzio (47)				
11/1	*WASHINGTON STATE	RV	W	18-6	3-0	25-14, 25-17, 25-23	40	.200	33	1	45	8.5	F. Shebby (10)	G. Carta-Samuels (12)	B. DeLuzio (6)	B. DeLuzio (28)				
11/3	*WASHINGTON (11)	RV	W	19-6	3-0	25-22, 25-18, 25-22	44	.340	40	3	49	4.0	A. Smith (14)	A. Smith (13)	FS, AP, JH (2)	B. DeLuzio (22)				
11/9	*UCLA (18)	25	L	19-7	0-3	23-25, 18-25, 20-25	34	.129	33	0	51	9.0	F. Shebby (13)	G. Carta-Samuels (12)	N. Abu (5)	B. DeLuzio (26)				
11/11	*Southern California (17)	25	L	19-8	2-3	25-20, 17-25, 29-27, 11-25, 11-15	50	.184	48	2	53	11.0	F. Shebby (21)	A. Smith (13)	A. Pfefferle (7)	B. DeLuzio (41)				
11/17	*ARIZONA	RV	W	20-8	3-0	25-20, 25-18, 25-19	38	.278	38	6	26	7.0	A. Smith (12)	AS, FA (7)	N. Abu (3)	B. DeLuzio (33)				
11/18	*ARIZONA STATE	RV	W	21-8	3-2	26-28, 25-16, 24-26, 25-23, 15-11	76	.242	72	5	72	16.0	A. Smith (22)	F. Shebby (18)	N. Abu (8)	B. DeLuzio (64)				
11/22	*California	RV	W	22-8	3-0	25-20, 25-18, 25-19	53	.349	48	3	43	7.0	F. Shebby (17)	B. DeLuzio (14)	FS, AP, NA, JH (3)	B. DeLuzio (44)				
11/24	*UTAH (15)	RV	L	22-9	1-3	25-13, 19-25, 23-25, 24-26	55	.219	53	5	53	11.0	A. Smith (20)	G. Carta-Samuels (15)	N. Abu (5)	B. DeLuzio (47)				
12/1	&James Madison	RV	W	23-9	3-0	25-21, 25-14, 25-12	42	.305	40	3	55	7.0	F. Shebby (12)	B. DeLuzio (13)	NA, JH (4)	B. DeLuzio (33)				
12/2	&Baylor (18)	RV	W	24-9	3-0	25-12, 25-22, 25-20	43	.320	41	4	47	13.0	A. Smith (14)	F. Shebby (14)	N. Abu (8)	B. DeLuzio (38)				
12/8	!Nebraska (5)	RV	L	24-10	0-3	19-25, 11-25, 21-25	28	.109	26	2	44	4.0	A. Smith (9)	F. Shebby (15)	FS, AP (3)	B. DeLuzio (23)				

\*Pac-12 Conference Match; \$ NIKE Invitational, Norman, Okla.; # - Omni Invitational, Boulder, Colo.; % - Big Ten/Pac-12 Challenge, Champaign, Ill.; ^ Colorado State Tournament, Boulder, Colo. !-Colorado State Tournament, Fort Collins, Colo.; & - NCAA First & Second Rounds, Waco, Texas; ! - NCAA Sweet 16, Lexington, Ky.

## Overall

Name	G	K	K/S	E	TA	Pct.	A	A/S	SA	SE	SA/S	RE	DIG	D/S	BS	BA	TOT	B/S	BE	BHE	PTS
Lillie Klemmer	8	2	0.25	0	4	.500	0	0.00	0	0	0.00	0	2	0.25	0	1	1	0.12	1	0	2.5
Naghede Abu	128	268	2.09	70	575	.344	0	0.00	0	0	0.00	1	13	0.10	19	134	153	1.20	16	0	354.0
Gabby Carta-Samuels	118	2	0.02	0	6	.333	85	0.72	8	15	0.07	32	414	3.51	0	0	0	0.00	0	3	10.0
Brynna DeLuzio	128	59	0.46	15	134	.328	1411	11.0	29	28	0.23	1	301	2.35	3	44	47	0.37	5	4	113.0
Anna Pfefferle	128	197	1.54	59	441	.313	13	0.10	20	38	0.16	1	96	0.75	8	107	115	0.90	4	2	278.5
Alexa Smith	122	484	3.97	164	1330	.241	24	0.20	20	29	0.16	25	345	2.83	8	38	46	0.38	2	3	531.0
Joslyn Hayes	124	244	1.97	87	659	.238	2	0.02	0	1	0.00	0	54	0.44	6	88	94	0.76	12	0	294.0
Justine Spann	104	31	0.30	12	92	.207	8	0.08	19	25	0.18	8	162	1.56	0	2	2	0.02	0	1	51.0
Frankie Shebby	117	409	3.50	178	1165	.198	34	0.29	16	49	0.14	40	302	2.58	15	62	77	0.66	8	4	471.0
Stephanie Shadley	77	31	0.40	10	121	.174	4	0.05	7	8	0.09	2	66	0.86	1	9	10	0.13	2	0	43.5
Rachel Whipple	95	2	0.02	1	7	.143	13	0.14	13	14	0.14	3	122	1.28	0	0	0	0.00	0	1	15.0
Lauren Dorrell	27	14	0.52	6	56	.143	0	0.00	0	0	0.00	0	6	0.22	0	9	9	0.33	1	0	18.5
Taylor Joachim	22	1	0.05	0	9	.111	0	0.00	0	0	0.00	0	0	0.00	0	5	5	0.23	1	0	3.5
Brannen Berta	6	0	0.00	0	0	.000	2	0.33	0	4	0.00	0	19	3.17	0	0	0	0.00	0	0	0
Emily DeMure	40	1	0.03	1	4	.000	38	0.95	0	1	0.00	0	9	0.22	0	0	0	0.00	0	2	1.0
<b>COLORADO</b>	<b>128</b>	<b>1745</b>	<b>13.6</b>	<b>603</b>	<b>4603</b>	<b>.248</b>	<b>1634</b>	<b>12.7</b>	<b>132</b>	<b>212</b>	<b>1.03</b>	<b>124</b>	<b>1911</b>	<b>14.93</b>	<b>60</b>	<b>499</b>	<b>309.5</b>	<b>2.42</b>	<b>52</b>	<b>20</b>	<b>2186.5</b>
Opponents	128	1666	13.0	754	4645	.196	1576	12.3	124	189	0.97	132	1936	15.12	78	399	277.5	2.17	56	43	2067.5

## Pac-12 Only

Name	G	K	K/G	E	TA	Pct.	A	A/G	SA	SE	SA/G	RE	DIG	D/G	BS	BA	TOT	B/G	BE	BHE	PTS
Justine Spann	70	8	0.11	1	21	.33	3	0.04	10	13	0.14	3	114	1.63	0	0	0	0.00	0	0	18.0
Naghede Abu	79	160	2.03	46	351	.325	0	0.00	0	0	0.00	1	7	0.09	8	81	89	1.13	8	0	208.5
Brynna DeLuzio	79	33	0.42	11	77	.286	859	10.8	17	15	0.22	0	183	2.32	2	29	31	0.39	5	0	66.5
Anna Pfefferle	79	112	1.42	45	267	.251	8	0.10	10	29	0.13	0	64	0.81	5	67	72	0.91	4	1	160.5
Gabby Carta-Samuels	77	1	0.01	0	4	.250	59	0.77	6	8	0.08	20	275	3.57	0	0	0	0.00	0	2	7.0
Alexa Smith	79	309	3.91	116	858	.225	14	0.18	12	13	0.15	15	244	3.09	3	27	30	0.38	1	2	337.5
Joslyn Hayes	79	149	1.89	60	414	.215	1	0.01	0	1	0.00	0	32	0.41	2	57	59	0.75	11	0	179.5
Frankie Shebby	74	270	3.65	126	779	.185	20	0.27	9	32	0.12	26	182	2.46	14	41	55	0.74	1	2	313.5
Stephanie Shadley	49	7	0.14	6	54	.019	1	0.02	3	4	0.06	1	31	0.63	1	3	4	0.08	0	0	12.5
Rachel Whipple	51	0	0.00	0	1	.000	6	0.12	6	8	0.12	1	56	1.10	0	0	0	0.00	0	1	6.0
Taylor Joachim	2	0	0.00	0	2	.000	0	0.00	0	0	0.00	0	0	0.00	0	0	0	0.00	0	0	0



# 2017 LEADERS & MISCELLANEOUS STATS

## TIMES LED TEAM IN...

### KILLS

1. Alexa Smith .....	21
2. Frankie Shebby .....	13
3. Naghede Abu .....	2
4. Justine Spann .....	1
Stephanie Shadley .....	1
Joslyn Hayes .....	1

### ATTACKS

1. Alexa Smith .....	19
2. Frankie Shebby .....	13
3. Justine Spann .....	2

### ATTACK PERCENTAGE

1. Naghede Abu .....	16
2. Anna Pfefferle .....	9
3. Joslyn Hayes .....	7
4. Alexa Smith .....	4
5. Frankie Shebby .....	1

### ASSISTS

1. Brynna DeLuzio .....	34
-------------------------	----

## 20-POINT MATCHES

### Frankie Shebby

vs. Xavier, 9/15 .....	20.5
@ Arizona, 10/15 .....	27.5
@ Southern California, 11/11 .....	25.5
@ California, 11/22 .....	20.0

### Alexa Smith

@ Colorado State, 9/16 .....	28.0
vs. Stanford, 9/24 .....	25.5
vs. Oregon State, 9/29 .....	23.0
@ Washington State, 10/6 .....	25.0
@ Arizona, 10/15 .....	27.0
@ Oregon State, 10/28 .....	22.5
vs. Arizona State, 11/18 .....	26.5
vs. Utah, 11/24 .....	22.0

## DOUBLE DOUBLES

### DOUBLE DOUBLES

#### Brynna DeLuzio

vs. ACU, 9/3/17 (38 assists, 14 digs)
@ Illinois, 9/9/17 (53 assists, 15 digs)
vs. Xavier, 9/15/17 (55 assists, 15 digs)
@ CSU, 9/16/17 (55 assists, 13 digs)
vs. SU, 9/24/17 (52 assists, 11 digs)
vs. OSU, 9/29/17 (55 assists, 10 digs)
vs. UO, 9/30/17 (46 assists, 13 digs)
@ ASU, 10/13/17 (37 assists, 11 digs)
@ UA, 10/15/17 (57 assists, 12 digs)
vs. UCLA, 10/21/17 (55 assists, 12 digs)
vs. WSU, 11/1/17 (28 assists, 11 digs)
@ USC, 11/11/17 (41 assists, 11 digs)
vs. ASU, 11/18/17 (62 assists, 11 digs)
@ Cal, 11/22/17 (44 assists, 14 digs)
vs. JMU, 12/1/17 (33 assists, 13 digs)

#### Stephanie Shadley

vs. ACU, 9/3/17 (11 kills, 14 digs)
-------------------------------------

#### Frankie Shebby

vs. NSU, 8/25/17 (13 kills, 11 digs)
@ Oklahoma, 8/26/17 (13 kills, 10 digs)
vs. PSU, 9/8/17 (10 kills, 12 digs)

### ACES

1. Brynna DeLuzio .....	10
2. Frankie Shebby .....	8
Justine Spann .....	8
3. Alexa Smith .....	6
Anna Pfefferle .....	6
4. Rachel Whippie .....	3
Gabby Carta-Samuels .....	3
Stephanie Shadley .....	3

### DIGS

1. Gabby Carta-Samuels .....	15
2. Alexa Smith .....	9
3. Frankie Shebby .....	8
4. Brynna DeLuzio .....	3
5. Stephanie Shadley .....	1
Justine Spann .....	1

### BLOCKS

1. Naghede Abu .....	25
2. Anna Pfefferle .....	11
3. Joslyn Hayes .....	6
4. Frankie Shebby .....	5
5. Brynna DeLuzio .....	2

## 50 ASSIST MATCHES

### Brynna DeLuzio

@ Illinois, 9/9 .....	53
vs. Xavier, 9/15 .....	55
@ Colorado State, 9/16 .....	55
vs. Stanford, 9/24 .....	52
vs. Oregon State, 9/29 .....	55
@ Washington State, 10/6 .....	53
@ Arizona, 10/15 .....	57
vs. UCLA, 10/21 .....	55
vs. Arizona State, 11/18 .....	64

vs. Xavier, 9/15/17 (19 kills, 10 digs)
@ CSU, 9/16/17 (16 kills, 11 digs)
vs. SU, 9/24/17 (12 kills, 11 digs)
@ UW, 10/8/17 (13 kills, 13 digs)
@ UA, 10/15/17 (25 kills, 15 digs)
vs. UCLA, 10/21/17 (16 kills, 16 digs)
@ USC, 11/11/17 (21 kills, 12 digs)
vs. ASU, 11/18/17 (16 kills, 18 digs)
vs. Utah, 11/24/17 (17 kills, 10 digs)
@ Baylor, 12/2/17 (11 kills, 14 digs)

### Alexa Smith

vs. SHU, 8/26/17 (17 kills, 11 digs)
@ Illinois, 9/9/17 (19 kills, 12 digs)
vs. Xavier, 9/15/17 (16 kills, 15 digs)
@ CSU, 9/16/17 (25 kills, 15 digs)
@ Utah, 9/22/17 (11 kills, 15 digs)
vs. SU, 9/24/17 (25 kills, 12 digs)
vs. OSU, 9/29/17 (21 kills, 16 digs)
vs. UO, 9/30/17 (14 kills, 19 digs)
@ WSU, 10/6/17 (24 kills, 14 digs)
@ UA, 10/15/17 (25 kills, 18 digs)
vs. UCLA, 10/21/17 (27 kills, 17 digs)
@ UO, 10/27/17 (11 kills, 14 digs)
@ OSU, 10/28/17 (19 kills, 16 digs)

## SEASON LEADERS

### ATT PCT. (Min. 3ATT PG)

1. Naghede Abu .....	344
2. Anna Pfefferle .....	313
3. Alexa Smith .....	241
4. Joslyn Hayes .....	238
5. Frankie Shebby .....	198

### KILLS (TOTAL)

1. Alexa Smith .....	484
2. Frankie Shebby .....	409
3. Naghede Abu .....	268
4. Joslyn Hayes .....	244
5. Anna Pfefferle .....	197

### KILLS (KPS)

1. Alexa Smith .....	3.97
2. Frankie Shebby .....	3.50
3. Naghede Abu .....	2.09
4. Joslyn Hayes .....	1.97
5. Anna Pfefferle .....	1.54

### ASSISTS (TOTAL)

1. Brynna DeLuzio .....	1411
2. Gabby Carta-Samuels .....	85
3. Emily DeMure .....	38
4. Frankie Shebby .....	34
5. Alexa Smith .....	24

### ASSISTS (APS)

1. Brynna DeLuzio .....	11.02
2. Emily DeMure .....	0.95
3. Gabby Carta-Samuels .....	0.72
4. Frankie Shebby .....	0.29
5. Alexa Smith .....	0.20

### SERVICE ACES (TOTAL)

1. Brynna DeLuzio .....	29
2. Anna Pfefferle .....	20

Alexa Smith .....	20
4. Justine Spann .....	19
5. Frankie Shebby .....	16

### SERVICE ACES (APS)

1. Brynna DeLuzio .....	0.23
2. Justine Spann .....	0.18
3. Anna Pfefferle .....	0.16
Alexa Smith .....	0.16
4. Frankie Shebby .....	0.14

### DIGS (TOTAL)

1. Gabby Carta-Samuels .....	414
2. Alexa Smith .....	345
3. Frankie Shebby .....	302
4. Brynna DeLuzio .....	301
5. Justine Spann .....	162

### DIGS (DPS)

1. Gabby Carta-Samuels .....	3.51
2. Alexa Smith .....	2.83
3. Frankie Shebby .....	2.58
4. Brynna DeLuzio .....	2.35
5. Justine Spann .....	1.56

### BLOCKS (TOTAL)

1. Naghede Abu .....	153
2. Anna Pfefferle .....	115
3. Joslyn Hayes .....	94
4. Frankie Shebby .....	77
5. Brynna DeLuzio .....	47

### BLOCKS (BPS)

1. Naghede Abu .....	1.20
2. Anna Pfefferle .....	0.90
3. Joslyn Hayes .....	0.76
4. Frankie Shebby .....	0.66
5. Alexa Smith .....	0.38

## 2017 PAC-12 STANDINGS

Team	Pac-12			Overall		
	W	L	Pct.	W	L	Pct.
Stanford .....	30	4	.882	19	1	.950
Washington .....	25	8	.758	14	6	.700
USC .....	25	10	.714	14	6	.700
Utah .....	24	10	.706	13	7	.650
Colorado .....	24	10	.706	12	8	.600
UCLA .....	21	11	.656	12	8	.600
Oregon St. ....	21	12	.636	11	9	.550
Oregon .....	18	12	.600	10	10	.500
Washington St. ....	18	16	.529	6	14	.300
Arizona .....	11	18	.379	5	15	.250
California .....	13	18	.419	4	16	.200
Arizona St. ....	10	22	.312	0	20	.000



# 2017 PAC-12 STATISTICS



## TEAM – ALL MATCHES

### HITTING %

	S	K	E	TA	Pct
1. Stanford	119	1713	488	3842	.319
2. Oregon	113	1528	513	3866	.263
3. Washington	121	1673	560	4294	.259
4. Utah	131	1886	696	4723	.252
5. USC	136	1929	726	4801	.251
6. Colorado	128	1745	602	4607	.248
7. UCLA	118	1641	589	4425	.238
8. Oregon State	121	1615	545	4538	.236
9. California	107	1338	544	3513	.226
10. Arizona State	117	1527	653	4162	.210
11. Wash. State	126	1552	657	4305	.208
12. Arizona	109	1363	608	3706	.204

### OPPONENT HITTING %

	S	K	E	TA	Pct.
1. Stanford	119	1364	681	3808	.179
2. UCLA	118	1467	624	4379	.193
3. Wash. State	126	1667	775	4569	.195
4. Colorado	128	1667	754	4648	.196
5. Washington	121	1540	687	4327	.197
6. Utah	131	1671	732	4762	.197
7. Oregon State	121	1591	661	4508	.206
8. Oregon	113	1441	623	3923	.209
9. USC	136	1713	738	4667	.209
10. Arizona	109	1361	547	3637	.224
11. Arizona State	117	1616	575	4348	.239
12. California	107	1383	503	3521	.250

### ASSISTS

	S	No.	Avg/S
1. Utah	131	1786	13.63
2. Stanford	119	1609	13.52
3. USC	136	1810	13.31
4. UCLA	118	1545	13.09
5. Washington	121	1557	12.87
6. Colorado	128	1634	12.77
7. Oregon	113	1424	12.60
8. Arizona State	117	1454	12.43
9. Oregon State	121	1498	12.38
10. California	107	1256	11.74
11. Arizona	109	1260	11.56
12. Wash. State	126	1425	11.31

### KILLS

	S	No.	Avg/S
1. Utah	131	1886	14.40
2. Stanford	119	1713	14.39
3. USC	136	1929	14.18
4. UCLA	118	1641	13.91
5. Washington	121	1673	13.83
6. Colorado	128	1745	13.63
7. Oregon	113	1528	13.52
8. Oregon State	121	1615	13.35
9. Arizona State	117	1527	13.05
10. California	107	1338	12.50
11. Arizona	109	1363	12.50
12. Wash. State	126	1552	12.32

### BLOCKS

	S	BSBA Total	Avg/S
1. Stanford	119	41 637	359 3.02
2. Washington	121	51 618	360 2.98
3. Wash. State	126	53 623	364 2.89
4. Utah	131	75 511	330 2.52
5. Oregon	113	34 494	281 2.49
6. Colorado	128	60 499	309 2.42
7. Oregon State	121	70 432	286 2.36
8. Arizona	109	59 389	253 2.33
9. UCLA	118	78 356	256 2.17
10. USC	136	54 443	275 2.03
11. Arizona State	117	103 254	230 1.97
12. California	107	58 222	169 1.58

### ACES

	S	No.	Avg/S
1. Washington	121	193	1.60
2. Stanford	119	177	1.49
3. Oregon	113	140	1.24
4. USC	136	167	1.23
5. Oregon State	121	148	1.22
6. UCLA	118	138	1.17
7. California	107	118	1.10
8. Colorado	128	132	1.03
9. Utah	131	132	1.01
10. Arizona	109	104	0.95
11. Wash. State	126	116	0.92
12. Arizona State	117	86	0.74

### DIGS

	S	No.	Avg/S
1. UCLA	118	2024	17.15
2. Arizona State	117	1900	16.24
3. Oregon State	121	1929	15.94
4. Utah	131	2037	15.55
5. Washington	121	1820	15.04
6. Colorado	128	1912	14.94
7. USC	136	1946	14.31
8. Wash. State	126	1780	14.13
9. Oregon	113	1566	13.86
10. Arizona	109	1502	13.78
11. California	107	1424	13.31
12. Stanford	119	1484	12.47

## TEAM – CONFERENCE MATCHES

### HITTING %

	S	K	E	TA	Pct.
1. Stanford	71	1042	287	2313	.326
2. Oregon	79	1039	355	2736	.250
3. Washington	78	1059	372	2833	.242
4. UCLA	76	1061	385	2871	.235
5. USC	78	1099	448	2799	.233
6. Utah	78	1122	446	2961	.228
7. Colorado	79	1052	413	2851	.224
8. Oregon State	77	1006	367	2965	.216
9. California	65	766	348	2123	.197
10. Arizona	75	911	432	2561	.187
11. Wash. State	77	924	424	2691	.186
12. Arizona State	75	917	437	2656	.181

### OPPONENT HITTING %

	S	K	E	TA	Pct.
1. Stanford	71	823	405	2322	.180
2. UCLA	76	950	405	2841	.192
3. Utah	78	1026	446	2990	.194
4. Colorado	79	1045	456	2885	.204
5. Washington	78	1032	433	2865	.209
6. USC	78	985	399	2632	.223
7. Oregon State	77	1053	404	2909	.223
8. Oregon	79	1025	407	2717	.227
9. Wash. State	77	1081	425	2811	.233
10. Arizona	75	971	338	2474	.256
11. Arizona State	75	1103	324	2771	.281
12. California	65	904	272	2143	.295

### ASSISTS

	S	No.	Avg/S
1. Stanford	71	973	13.70
2. Utah	78	1065	13.65
3. USC	78	1031	13.22
4. UCLA	76	998	13.13
5. Washington	78	995	12.76
6. Colorado	79	992	12.56
7. Oregon	79	976	12.35
8. Oregon State	77	931	12.09
9. Arizona State	75	870	11.60
10. Arizona	75	845	11.27
11. Wash. State	77	854	11.09
12. California	65	718	11.05

### KILLS

	S	No.	Avg/S
1. Stanford	71	1042	14.68
2. Utah	78	1122	14.38
3. USC	78	1099	14.09
4. UCLA	76	1061	13.96
5. Washington	78	1059	13.58
6. Colorado	79	1052	13.32
7. Oregon	79	1039	13.15
8. Oregon State	77	1006	13.06
9. Arizona State	75	917	12.23
10. Arizona	75	911	12.15
11. Wash. State	77	924	12.00
12. California	65	766	11.78

### BLOCKS

	S	BS	BA	Total	Avg/S
1. Stanford	71	19	384	211	2.97
2. Washington	78	37	380	227	2.91
3. Wash. State	77	32	348	206	2.68
4. Utah	78	48	304	200	2.56
5. Colorado	79	35	308	189	2.39
6. Oregon	79	26	323	187	2.37
7. Oregon State	77	55	238	174	2.26
8. UCLA	76	48	228	162	2.13
9. Arizona	75	33	236	151	2.01
10. USC	78	38	224	150	1.92
11. Arizona State	75	61	134	128	1.71
12. California	65	40	110	95	1.46

### ACES

	S	No.	Avg/S
1. Washington	78	113	1.45
2. Stanford	71	102	1.44
3. Oregon	79	95	1.20
4. USC	78	88	1.13
5. UCLA	76	83	1.09
6. Oregon State	77	84	1.09
7. Arizona	75	77	1.03
8. Utah	78	77	0.99
9. California	65	61	0.94
10. Colorado	79	73	0.92
11. Wash. State	77	59	0.77
12. Arizona State	75	46	0.61

### DIGS

	S	No.	Avg/S
1. UCLA	76	1330	17.50
2. Utah	78	1323	16.96
3. Oregon State	77	1266	16.44
4. Arizona State	75	1185	15.80
5. Washington	78	1218	15.62
6. Colorado	79	1196	15.14
7. USC	78	1115	14.29
8. Wash. State	77	1098	14.26
9. Oregon	79	1099	13.91
10. Arizona	75	1006	13.41
11. California	65	857	13.18
12. Stanford	71	917	12.92



# 2017 PAC-12 STATISTICS

## INDIVIDUAL – ALL MATCHES

### HITTING % (Min. 3.0 TA/set)

	CI	S	K	E	TA	Pct.
1. Alade, Tami-STAN	Jr	119	208	49	382	.416
2. Fitzmorris, Audriana-STAN	So	114	263	59	550	.371
3. Luafalemana, Tawnee-UTAH	Sr	131	260	64	533	.368
4. Stone, Ronika-ORE	So	113	242	64	487	.366
5. Abu, Naghede-COLO	Jr	128	268	70	576	.344
6. Lajos, Ella-WSU	Jr	126	222	57	487	.339
7. Gates, Madeleine-UCLA	So	110	310	70	711	.338
8. Anderson, Preslie-CAL	Fr	107	145	27	351	.336
9. Lutz, Merete-STAN	Sr	103	307	88	677	.323
10. Plummer, Kathryn-STAN	So	119	555	170	1206	.319

### ASSISTS

	CI	S	No.	Avg/S
1. Gray, Jenna-STAN	So	119	1433	12.04
2. Sponcil, Sarah-UCLA	Sr	118	1325	11.23
3. Deluzio, Brynna-COLO	Fr	128	1410	11.02
4. McLaughlin, Kylee-OSU	Fr	121	1294	10.69
5. Patterson, Julia-ARIZ	So	99	1004	10.14
6. Peterson, Nicole-ASU	So	79	785	9.94
7. Choy, Bailey-UTAH	So	131	1241	9.47
8. Tanner, Bailey-WASH	Sr	100	918	9.18
9. Meyer-Whalley, Reni-USC	Sr	136	854	6.28
10. Scott, Maggie-ORE	Sr	113	703	6.22

### BLOCKS

	CI	S	BS	BA	Total	Avg/S
1. Fitzmorris, Audriana-STAN	So	114	17	152	169	1.48
2. Sanders, Lauren-WASH	Fr	112	20	141	161	1.44
3. Alade, Tami-STAN	Jr	119	11	155	166	1.39
4. Urias, Jocelyn-WSU	So	126	18	150	168	1.33
5. Hazelwood, Marion-WASH	Sr	77	6	91	97	1.26
6. Abu, Naghede-COLO	Jr	128	19	134	153	1.20
7. Gates, Madeleine-UCLA	So	110	29	102	131	1.19
8. Luafalemana, Tawnee-UTAH	Sr	131	22	130	152	1.16
9. Lajos, Ella-WSU	Jr	126	5	141	146	1.16
10. Gravley, Maddy-OSU	Jr	102	8	109	117	1.15

### KILLS

	CI	S	No.	Avg/S
1. Plummer, Kathryn-STAN	So	119	555	4.66
2. Anae, Adora-UTAH	Sr	125	547	4.38
3. Marshall, Mary-Kate-OSU	Sr	121	525	4.34
4. Okaro, Oluoma-ASU	Sr	113	489	4.33
5. Lanier, Khalia-USC	So	119	511	4.29
6. Mims, Taylor-WSU	Jr	126	525	4.17
7. Smith, Alexa-COLO	Jr	122	484	3.97
8. Buechler, Reilly-UCLA	Sr	118	417	3.53
9. Shebby, Frankie-COLO	Jr	117	409	3.50
10. Dahlke, Kendra-ARIZ	Jr	94	306	3.26

### SERVICE ACES

	CI	S	No.	Avg/S
1. Demp, Antzela-CAL	Sr	107	50	0.47
2. Scambray, Tia-WASH	Sr	121	48	0.40
3. Gray, Jenna-STAN	So	119	44	0.37
4. Lanier, Khalia-USC	So	119	42	0.35
5. Marshall, Mary-Kate-OSU	Sr	121	42	0.35
6. Plummer, Kathryn-STAN	So	119	41	0.34
7. Schwan, Courtney-WASH	Sr	121	41	0.34
8. Cheshire, Kory-OSU	Jr	118	37	0.31
9. May, Mac-UCLA	Fr	109	33	0.30
10. Stone, Ronika-ORE	So	113	30	0.27

### DIGS

	CI	S	No.	Avg/S
1. Harker, Halle-ASU	Sr	117	626	5.35
2. Muno, Zana-UCLA	Jr	108	537	4.97
3. Dirige, Alexis-WSU	So	126	569	4.52
4. Hentz, Morgan-STAN	So	119	486	4.08
5. Scambray, Tia-WASH	Sr	121	473	3.91
6. Garrick, Victoria-USC	Jr	133	519	3.90
7. Massey, Grace-OSU	Fr	121	433	3.58
8. Carta-Samuels, Gabby-COLO	Jr	118	415	3.52
9. Doebrmann, Brianna-UTAH	So	117	398	3.40
10. Sponcil, Sarah-UCLA	Sr	118	395	3.35

### POINTS

	CI	S	K	SA	BS	BA	Points	Avg/S
1. Plummer, Kathryn-STAN	So	119	555	41	4	82	641.0	5.39
2. Marshall, Mary-Kate-OSU	Sr	121	525	42	15	43	603.5	4.99
3. Okaro, Oluoma-ASU	Sr	113	489	27	19	49	559.5	4.95
4. Lanier, Khalia-USC	So	119	511	42	8	35	578.5	4.86
5. Anae, Adora-UTAH	Sr	125	547	22	11	44	602.0	4.82
6. Mims, Taylor-WSU	Jr	126	525	23	7	88	599.0	4.75
7. Smith, Alexa-COLO	Jr	122	484	20	8	38	531.0	4.35
8. Buechler, Reilly-UCLA	Sr	118	417	30	15	36	480.0	4.07
9. Shebby, Frankie-COLO	Jr	117	409	16	15	62	471.0	4.03
10. Demp, Antzela-CAL	Sr	107	319	50	11	38	399.0	3.73

Team Identification	Team ID
Arizona	ARIZ
Arizona State	ASU
California	CAL
Colorado	COLO
OSU	OSU
Oregon	ORE
Stanford	STAN
UCLA	UCLA
USC	USC
Utah	UTAH
Washington	WASH
Washington State	WSU

## INDIVIDUAL – CONFERENCE MATCHES

### HITTING % (Min. 3.0 TA/set)

	CI	S	K	E	TA	Pct.
1. Alade, Tami-STAN	Jr	71	149	32	258	.453
2. Fitzmorris, Audriana-STAN	So	66	160	35	320	.391
3. Gates, Madeleine-UCLA	So	73	218	40	474	.376
4. Stone, Ronika-ORE	So	79	175	46	359	.359
5. Anderson, Preslie-CAL	Fr	65	88	12	215	.353
6. Luafalemana, Tawnee-UTAH	Sr	78	148	39	314	.347
7. Lajos, Ella-WSU	Jr	77	136	34	294	.347
8. Lutz, Merete-STAN	Sr	71	215	56	469	.339
9. Abu, Naghede-COLO	Jr	79	160	46	352	.324
10. Denny, Candice-ARIZ	Fr	63	102	37	211	.308

### ASSISTS

	CI	S	No.	Avg/S
1. Gray, Jenna-STAN	So	71	883	12.44
2. Sponcil, Sarah-UCLA	Sr	76	858	11.29
3. Deluzio, Brynna-COLO	Fr	79	858	10.86
4. McLaughlin, Kylee-OSU	Fr	77	823	10.69
5. Patterson, Julia-ARIZ	So	65	647	9.95
6. Peterson, Nicole-ASU	So	64	616	9.62
7. Choy, Bailey-UTAH	So	78	700	8.97
8. Tanner, Bailey-WASH	Sr	60	480	8.00
9. Potter, Isabel-CAL	Fr	64	418	6.53
10. Meyer-Whalley, Reni-USC	Sr	78	488	6.26

### BLOCKS

	CI	S	BS	BA	Total	Avg/S
1. Fitzmorris, Audriana-STAN	So	66	7	88	95	1.44
2. Alade, Tami-STAN	Jr	71	4	98	102	1.44
3. Sanders, Lauren-WASH	Fr	72	12	86	98	1.36
4. Urias, Jocelyn-WSU	So	77	13	83	96	1.25
5. Oblad, Berkeley-UTAH	Jr	78	13	77	90	1.15
6. Luafalemana, Tawnee-UTAH	Sr	78	16	74	90	1.15
7. Abu, Naghede-COLO	Jr	79	8	81	89	1.13
8. Niece, Avie-WASH	So	50	1	54	55	1.10
9. Gates, Madeleine-UCLA	So	73	16	64	80	1.10
10. Lajos, Ella-WSU	Jr	77	3	81	84	1.09

### KILLS

	CI	S	No.	Avg/S
1. Plummer, Kathryn-STAN	So	71	327	4.61
2. Mims, Taylor-WSU	Jr	77	337	4.38
3. Anae, Adora-UTAH	Sr	77	331	4.30
4. Okaro, Oluoma-ASU	Sr	71	291	4.10
5. Marshall, Mary-Kate-OSU	Sr	77	315	4.09
6. Lanier, Khalia-USC	So	62	247	3.98
7. Smith, Alexa-COLO	Jr	79	309	3.91
8. Shebby, Frankie-COLO	Jr	74	270	3.65
9. Buechler, Reilly-UCLA	Sr	76	274	3.61
10. Dahlke, Kendra-ARIZ	Jr	70	245	3.50

### SERVICE ACES

	CI	S	No.	Avg/S
1. Demp, Antzela-CAL	Sr	65	26	0.40
2. Plummer, Kathryn-STAN	So	71	27	0.38
3. Scambray, Tia-WASH	Sr	78	28	0.36
4. Lanier, Khalia-USC	So	62	22	0.35
5. May, Mac-UCLA	Fr	67	22	0.33
6. Cheshire, Kory-OSU	Jr	75	24	0.32
7. Marshall, Mary-Kate-OSU	Sr	77	22	0.29
8. Schwan, Courtney-WASH	Sr	78	22	0.28
9. Marina, Cindy-USC	So	78	20	0.26
10. Smoot, Katie-ARIZ	Fr	67	17	0.25

### DIGS

	CI	S	No.	Avg/S
1. Harker, Halle-ASU	Sr	75	396	5.28
2. Muno, Zana-UCLA	Jr	69	343	4.97
3. Dirige, Alexis-WSU	So	77	358	4.65
4. Hentz, Morgan-STAN	So	71	304	4.28
5. Massey, Grace-OSU	Fr	77	303	3.94
6. Smith, Emma-CAL	So	40	155	3.88
7. Garrick, Victoria-USC	Jr	78	300	3.85
8. Scambray, Tia-WASH	Sr	78	300	3.85
9. Doebrmann, Brianna-UTAH	So	75	286	3.81
10. Carta-Samuels, Gabby-COLO	Jr	77	276	3.58

### POINTS

	CI	S	K	SA	BS	BA	Points	Avg/S
1. Plummer, Kathryn-STAN	So	71	327	27	1	48	379.0	5.34
2. Mims, Taylor-WSU	Jr	77	337	13	4	55	381.5	4.95
3. Marshall, Mary-Kate-OSU	Sr	77	315	22	14	27	364.5	4.73
4. Anae, Adora-UTAH	Sr	77	331	14	2	24	359.0	4.66
5. Okaro, Oluoma-ASU	Sr	71	291	14	13	26	331.0	4.66
6. Lanier, Khalia-USC	So	62	247	22	6	15	282.5	4.56
7. Smith, Alexa-COLO	Jr	79	309	12	3	27	337.5	4.27
8. Shebby, Frankie-COLO	Jr	74	270	9	14	41	313.5	4.24
9. Buechler, Reilly-UCLA	Sr	76	274	16	11	25	313.5	4.12
10. Dahlke, Kendra-ARIZ	Jr	70	245	15	7	21	277.5	3.96

Team Identification	Team ID
Arizona	ARIZ
Arizona State	ASU
California	CAL
Colorado	COLO
OSU	OSU
Oregon	ORE
Stanford	STAN
UCLA	UCLA
USC	USC
Utah	UTAH
Washington	WASH
Washington State	WSU



# ALL-TIME CONFERENCE STANDINGS



## Pac 12 Conference

Team	Conf. Matches			Sets			Score	Opp	Last 10	Streak	Home	Away	Neutral	Overall Matches		
	W	L	Pct	W	L	Pct.								W	L	Pct.
Arizona	8	5	.615	28	21	.537	1075	1044	8-2	W7	5-2	3-4	0-0	8	6	.571
Arizona State	6	7	.462	24	30	.391	1155	1192	5-5	W2	4-2	2-6	0-0	6	8	.429
California	6	6	.500	23	20	.500	984	975	6-4	W2	5-3	3-3	0-0	8	6	.571
Oregon	3	10	.231	15	35	.220	1006	1166	3-7	W2	3-5	2-6	0-1	5	12	.294
Oregon State	9	4	.692	32	20	.605	1125	1131	9-1	W2	6-1	3-3	0-0	9	4	.692
Stanford	1	11	.083	12	34	.244	893	1089	1-9	L4	1-9	0-9	0-0	1	18	.053
UCLA	3	10	.231	14	34	.300	1004	1098	3-7	L3	2-5	1-6	0-2	3	13	.188
USC	1	12	.077	9	35	.107	917	1104	1-9	L1	1-6	0-8	0-1	1	15	.063
Utah	5	9	.357	24	24	.440	1244	1279	4-6	L2	6-3	2-7	0-1	8	11	.421
Washington	3	10	.231	10	33	.189	856	1038	3-7	W1	4-4	0-8	0-0	4	12	.250
Washington State	9	4	.692	28	23	.545	1123	1090	7-3	W1	6-1	3-3	1-0	10	4	.714
<b>Totals</b>	<b>54</b>	<b>88</b>	<b>.380</b>	<b>219</b>	<b>319</b>	<b>.407</b>	<b>11,382</b>	<b>12,206</b>	<b>—</b>	<b>—</b>	<b>43-41</b>	<b>14-58</b>	<b>1-5</b>	<b>63</b>	<b>109</b>	<b>.366</b>

## American Athletic Conference

Central Florida	3-0	9/1/07	W 3-0
Cincinnati	1-0	9/7/06	W 3-0
Houston	4-2	9/7/94	W 3-0
Memphis	2-0	9/22/89	W 3-0
South Florida	1-0	9/23/89	W 3-0
Tulane	0-1	8/24/07	L 2-3
Tulsa	0-1	10/24/86	L 0-3
<b>TOTALS</b>	<b>11-4</b>	<b>.733</b>	

## American East Conference

Albany	2-1	9/16/17	W 3-0
Maine	2-0	8/31/03	W 3-0
Stony Brook	1-0	9/6/13	W 3-0
UMBC	1-0	9/7/12	W 3-2
<b>TOTALS</b>	<b>6-1</b>	<b>.857</b>	

## Atlantic Coast Conference

Clemson	1-0	8/31/01	W 3-1
Duke	1-1	8/28/10	L 2-3
Florida State	2-0	8/29/15	W 3-2
Georgia Tech	1-1	12/1/00	W 3-1
Louisville	1-0	9/11/87	W 3-1
North Carolina	3-1	9/13/08	L 1-3
Notre Dame	4-3	9/7/02	W 3-0
Pittsburgh	2-0	9/6/14	W 3-1
Syracuse	1-0	9/7/13	W 3-0
Virginia Tech	1-0	9/19/92	W 3-0
Wake Forest	1-0	9/2/17	W 3-0
<b>TOTALS</b>	<b>18-6</b>	<b>.750</b>	

## Atlantic 10 Conference

Fordham	1-0	9/10/11	W 3-0
George Mason	1-0	9/18/15	W 3-1
George Washington	1-0	9/18/87	W 3-2
Rhode Island	2-1	8/30/03	W 3-0
Saint Louis	1-0	9/6/02	W 3-0
<b>TOTALS</b>	<b>6-1</b>	<b>.857</b>	

## Big 12 Conference

Baylor	23-10	12/2/17	W 3-0
Iowa State	40-17	12/6/13	W 3-1
Kansas	35-15	11/6/10	L 0-3
Kansas State	26-23	11/28/10	L 2-3
Oklahoma	37-19	8/26/17	W 3-1
Texas	8-26	10/30/10	L 0-3
Texas Tech	26-5	8/26/16	W 3-2
<b>TOTALS</b>	<b>195-115</b>	<b>.629</b>	

## Big East Conference

Butler	3-0	9/13/14	W 3-1
Creighton	1-1	9/20/14	L 0-3
DePaul	2-0	9/18/92	W 3-0
Georgetown	2-0	09/05/09	W 3-1
Marquette	1-0	9/10/05	W 3-2
St. Johns	1-0	9/11/11	W 3-2
Villanova	2-0	9/14/03	W 3-0
Seton Hall	1-0	8/26/17	W 3-0
Xavier	1-0	9/15/17	W 3-1
<b>TOTALS</b>	<b>14-1</b>	<b>.933</b>	

## Big Sky Conference

Idaho State	1-1	9/12/14	W 3-1
Montana	2-0	9/4/10	W 3-2
Montana State	2-2	9/18/15	W 3-1
Northern Arizona	1-1	9/1/12	L 1-3
Northern Colorado	3-1	12/5/14	W 3-1
Portland State	1-1	8/27/16	L 2-3
Weber State	2-0	9/20/15	W 3-0
<b>TOTALS</b>	<b>12-6</b>	<b>.666</b>	

## Big South Conference

Presbyterian	1-0	8/30/14	W 3-0
Winthrop	1-0	9/7/07	W 3-0
<b>TOTALS</b>	<b>2-0</b>	<b>1.000</b>	

## Big Ten Conference

Illinois	4-4	9/9/17	W 3-2
Indiana	2-1	9/17/93	W 3-0
Iowa	1-0	9/14/91	W 3-0
Maryland	3-0	9/19/98	W 3-0
Michigan	1-1	12/5/03	L 0-3
Michigan State	2-0	9/16/94	W 3-1
Minnesota	2-3	12/7/13	L 2-3
Nebraska	7-50	12/8/17	L 0-3
Northwestern	1-1	8/29/14	L 2-3
Ohio State	1-3	8/31/02	L 2-3
Penn State	2-7	9/8/17	L 0-3
Purdue	1-0	9/9/89	W 3-2
Rutgers	1-0	9/7/13	W 3-1
Wisconsin	1-2	9/8/00	L 0-3
<b>TOTALS</b>	<b>29-72</b>	<b>.287</b>	

## Big West Conference

UC-Davis	0-1	8/26/11	L 1-3
UC-Irvine	1-1	9/10/16	W 3-0
UC-Santa Barbara	1-1	9/19/97	L 1-3
Cal Poly	1-0	9/12/09	W 3-0
Cal State-Fullerton	0-1	9/4/10	L 0-3
Cal State-Northridge	1-0	9/3/04	W 3-0
Hawai'i	0-5	9/2/06	L 0-3
Long Beach State	1-3	8/27/16	W 3-0
<b>TOTALS</b>	<b>5-12</b>	<b>.294</b>	

## Colonial Athletic Association

Hofstra	1-0	11/29/90	W 3-0
UNC-Wilmington	1-0	8/31/07	W 3-0
James Madison	1-0	12/1/17	W 3-0
<b>TOTALS</b>	<b>3-0</b>	<b>1.000</b>	





# ALL-TIME CONFERENCE STANDINGS

## Conference USA

Rice	1-1	9/2/17	W 3-0
Southern Miss	1-0	9/9/06	W 3-0
UTEP	1-0	9/24/88	W 3-0
Western Kentucky	2-0	9/16/92	W 3-0
<b>TOTALS</b>	<b>5-1</b>	<b>.833</b>	

## Horizon League

Oakland	1-0	9/6/13	W 3-0
Valparaiso	1-0	8/28/09	W 3-0
<b>TOTALS</b>	<b>2-0</b>	<b>1.000</b>	

## Ivy League

Cornell	1-0	8/31/12	W 3-0
Yale	0-1	9/5/09	L 0-3
<b>TOTALS</b>	<b>1-1</b>	<b>.500</b>	

## Metro Atlantic Athletic Conference

Fairfield	1-0	9/4/09	W 3-0
St. Peter's	1-0	8/27/05	W 3-0
Siena	0-1	9/9/11	L 2-3
<b>TOTALS</b>	<b>2-1</b>	<b>.667</b>	

## Mid-American Conference

Ball State	1-0	9/4/95	W 3-2
Bowling Green	2-0	9/13/02	W 3-0
Eastern Michigan	1-1	11/30/90	W 3-1
Miami (OH)	1-0	9/8/07	W 3-0
Northern Illinois	2-0	8/30/14	W 3-2
<b>TOTALS</b>	<b>7-1</b>	<b>.875</b>	

## Mid-Eastern Athletic Conference

Howard	1-0	9/8/12	W 3-0
Norfolk State	1-0	9/15/12	W 3-0
<b>TOTALS</b>	<b>2-0</b>	<b>1.000</b>	

## Missouri Valley Conference

Illinois State	1-1	9/6/03	W 3-2
Missouri State	1-0	9/7/01	W 3-1
Northern Iowa	1-2	11/29/95	L 0-3
Wichita State	0-1	10/25/86	L 0-3
<b>TOTALS</b>	<b>3-4</b>	<b>.429</b>	

## Mountain West Conference

Air Force	5-0	9/20/15	W 3-0
Colorado State	13-23	9/16/17	W 3-2
Fresno State	0-1	9/1/12	L 0-3
Nevada	0-1	9/21/86	L 0-3
New Mexico	1-3	9/10/99	W 3-0
San Diego State	1-0	9/1/89	W 3-2
San Jose State	1-1	12/4/98	W 3-0
UNLV	1-0	8/26/11	W 3-1
Utah State	0-1	11/13/86	L 1-3
Wyoming	14-7	10/1/13	L 2-3
<b>TOTALS</b>	<b>36-37</b>	<b>.493</b>	

## Northeast Conference

Central Connecticut St.	1-0	9/8/06	W 3-0
Robert Morris	2-0	9/13/14	W 3-0
<b>TOTALS</b>	<b>3-0</b>	<b>1.000</b>	

## Ohio Valley Conference

SE Missouri State	1-0	8/29/03	W 3-0
Tennessee Tech	1-0	12/6/97	W 3-0
<b>TOTALS</b>	<b>2-0</b>	<b>1.000</b>	

## Patriot League

American	2-0	8/27/05	W 3-0
<b>TOTALS</b>	<b>2-0</b>	<b>1.000</b>	

## Rocky Mountain Athletic Conf.

UCCS	2-0	10/29/86	W 3-2
Colorado Mines	1-0	10/11/86	W 3-2
Fort Lewis	0-1	10/9/86	L 1-3
Regis	1-0	10/3/87	W 3-1
Western State	2-0	10/9/86	W 3-2
<b>TOTALS</b>	<b>6-1</b>	<b>.857</b>	

## Southeastern Conference

Florida	0-4	8/29/09	L 0-3
Georgia	3-2	9/5/98	W 3-0
Kentucky	2-1	9/2/95	W 3-0
Mississippi	1-0	9/16/88	W 3-0
Mississippi State	1-0	8/30/08	W 3-0
Missouri	31-18	11/3/10	L 1-3
South Carolina	1-0	9/5/89	W 3-0
Tennessee	4-0	9/2/93	W 3-0
Texas A&M	9-22	10/26/10	L 0-3
<b>TOTALS</b>	<b>52-47</b>	<b>.525</b>	

## Southern Conference

Furman	1-1	8/27/10	W 3-0
<b>TOTALS</b>	<b>1-1</b>	<b>.500</b>	

## Southland Conference

Abilene Christian	1-0	9/3/17	W 3-0
New Orleans	3-0	9/17/16	W 3-0
Northwestern State	2-0	8/25/17	W 3-1
Sam Houston State	2-0	9/11/15	W 3-0
Texas A&M-CC	1-0	9/6/08	W 3-0
<b>TOTALS</b>	<b>9-0</b>	<b>1.000</b>	

## Southwestern Athletic Conference

Arkansas-Pine Bluff	1-0	8/30/08	W 3-0
Texas Southern	2-0	8/24/12	W 3-0
<b>TOTALS</b>	<b>3-0</b>	<b>1.000</b>	

## Summit Conference

Denver	9-1	9/11/09	W 3-0
Oral Roberts	3-1	9/2/01	W 3-1
South Dakota	0-1	9/19/14	L 0-3
<b>TOTALS</b>	<b>12-3</b>	<b>.800</b>	

## Sun Belt Conference

Appalachian State	1-0	9/13/13	W 3-2
Arkansas-Little Rock	1-0	9/5/08	W 3-1
Georgia Southern	1-0	9/6/14	W 3-0
Georgia State	1-0	9/3/10	W 3-1
Louisiana	2-0	9/12/15	W 3-0
Texas-Arlington	2-0	9/13/02	W 3-1
Troy	1-0	8/29/08	W 3-0
<b>TOTALS</b>	<b>9-0</b>	<b>1.000</b>	

## West Coast Conference

BYU	1-3	9/6/01	L 2-3
Gonzaga	2-0	9/17/95	W 3-1
Loyola Marymount	2-1	9/7/02	L 0-3
Pacific	0-1	10/8/93	L 0-3
Pepperdine	2-0	9/13/91	W 3-2
Portland	0-1	8/30/91	L 2-3
St. Mary's (Calif.)	2-1	8/31/13	W 3-1
San Diego	2-3	9/9/16	L 0-3
San Francisco	1-1	9/11/88	W 3-0
Santa Clara	0-1	9/3/00	L 2-3
<b>TOTALS</b>	<b>12-12</b>	<b>.500</b>	

## Western Athletic Conference

Chicago State	1-0	9/16/16	W 3-0
CSU Bakersfield	1-0	9/15/12	W 3-2
UMKC	1-0	10/30/92	W 3-0
New Mexico State	2-0	11/30/06	W 3-0
<b>TOTALS</b>	<b>5-0</b>	<b>1.000</b>	



# ALL-TIME SERIES RESULTS



## Abilene Christian (1-0)

Date	Loc. Res.	Score by Games
9/3/17	H W	25-19, 25-20, 25-20

## Air Force (5-0)

Date	Loc. Res.	Score by Games
9/19/96	H W	15-4, 15-6, 15-8
9/7/99	H W	14-16, 15-12, 15-0, 15-2
9/11/00	A W	15-8, 15-11, 3-15, 16-14
9/13/12	A W	37-35, 28-26, 24-26, 21-25, 15-12
9/20/15	H W	25-19, 25-18, 25-23

## Albany (2-1)

Date	Loc. Res.	Score by Games
9/4/11	H W	30-28, 19-25, 25-22, 25-22
9/10/11	N L	22-25, 21-25, 18-25
9/16/17	N W	25-17, 25-13, 25-19

## American (2-0)

Date	Loc. Res.	Score by Games
11/30/01	N W	30-25, 30-22, 30-22
8/27/05	A W	30-22, 30-16, 30-26

## Appalachian State (1-0)

Date	Loc. Res.	Score by Games
9/13/13	N W	23-25, 25-15, 21-25, 25-23, 15-12

## Arizona (8-6)

Date	Loc. Res.	Score by Games
9/14/90	A L	8-15, 10-15, 13-15
10/14/11	H L	17-25, 22-25, 18-25
11/12/11	A L	15-25, 25-21, 14-25, 25-18, 12-15
10/14/12	H L	22-25, 16-25, 27-25, 16-25
11/18/12	A L	25-20, 19-25, 7-25, 15-25
10/25/13	H W	25-18, 25-19, 25-23
11/17/13	A L	10-25, 20-25, 16-25
10/5/14	H W	25-22, 25-21, 25-23
10/31/14	A W	25-15, 18-25, 25-20, 25-18
10/23/15	A W	25-20, 24-26, 25-15, 25-14
11/14/15	H W	25-14, 25-23, 25-19
9/25/16	H W	25-19, 25-22, 19-25, 19-25, 15-9
10/15/17	A W	26-28, 25-21, 25-14, 23-25, 15-10
11/17/17	H W	25-20, 25-18, 25-19

## Arizona State (6-8)

Date	Loc. Res.	Score by Games
9/15/90	A L	8-15, 13-15, 6-15
10/15/11	H L	23-25, 23-25, 23-25
11/11/11	A L	25-23, 22-25, 16-25, 19-25
10/12/12	H W	17-25, 17-25, 25-18, 25-21, 15-9
11/16/12	A L	23-25, 23-25, 27-25, 18-25
10/27/13	H W	25-22, 17-25, 26-24, 25-23
11/14/13	A L	23-25, 26-28, 14-25
10/3/14	H L	23-25, 23-25, 25-18, 25-15, 13-15
11/2/14	A W	25-19, 29-27, 23-25, 15-25, 15-11
10/24/15	A L	21-25, 25-8, 12-25, 23-25
11/12/15	H W	27-25, 13-25, 21-25, 25-17, 15-12
11/23/16	A L	25-21, 16-25, 24-26, 18-25
10/13/17	A W	25-21, 25-16, 26-24
11/18/17	H W	26-28, 25-16, 24-26, 25-23, 15-11

## Arkansas-Little Rock (1-0)

Date	Loc. Res.	Score by Games
9/5/08	N W	15-25, 25-20, 25-23, 27-25

## Arkansas-Pine Bluff (1-0)

Date	Loc. Res.	Score by Games
8/30/08	N W	25-13, 25-11, 25-9

## Ball State (1-0)

Date	Loc. Res.	Score by Games
9/4/95	H W	15-12, 7-15, 2-15, 15-0, 24-22

## Baylor (23-10)

Date	Loc. Res.	Score by Games
8/31/91	N W	15-3, 15-6, 15-9
10/26/96	A W	15-13, 15-9, 15-12
11/22/96	H W	15-9, 15-11, 15-2
11/11/97	H W	15-12, 15-5, 15-13
11/21/97	A W	15-12, 10-15, 15-6, 15-3
10/9/98	A W	15-9, 12-15, 15-6, 15-6
11/15/98	H W	15-5, 15-8, 15-5
9/25/99	H W	11-15, 6-15, 15-10, 15-12, 15-9
10/27/99	A L	8-15, 15-9, 8-15, 5-15
10/4/00	H L	11-15, 15-17, 7-15
11/11/00	A W	15-7, 8-15, 15-8, 15-10
9/22/01	A W	30-25, 27-30, 30-26, 31-29
10/31/01	H W	23-30, 27-30, 30-22, 30-26, 15-13
9/18/02	A W	27-30, 30-28, 30-18, 30-27
11/27/02	H W	30-22, 30-25, 30-26
10/11/03	A W	30-21, 30-25, 30-25
11/5/03	H W	30-22, 30-23, 30-15
9/25/04	H W	30-25, 30-22, 31-29
11/17/04	A W	30-25, 30-22, 30-25
10/5/05	H W	30-15, 24-30, 30-26, 30-32, 15-8
11/12/05	A W	30-25, 30-21, 30-27
10/18/06	A W	30-16, 34-36, 26-30, 30-27, 18-16
11/22/06	H W	30-28, 23-30, 28-30, 30-23, 15-12

9/19/07	H L	26-30, 32-30, 30-27, 26-30, 14-16
10/20/07	A L	22-30, 30-22, 30-24, 17-30, 9-15
10/1/08	A L	10-25, 14-25, 13-25
11/8/08	H L	21-25, 19-25, 23-25
10/3/09	H L	14-25, 19-25, 15-25
11/11/09	A L	14-25, 15-25, 14-25
10/9/10	H L	13-25, 21-25, 13-25
10/27/10	A L	14-25, 23-25, 15-25
9/14/13	A W	25-21, 25-23, 25-11
12/2/17	A W	25-12, 25-22, 21-25-20

## Bowling Green (2-0)

Date	Loc. Res.	Score by Games
9/4/93	H W	15-6, 15-3, 15-4
9/13/02	H W	30-16, 31-29, 30-24

## Brigham Young (1-3)

Date	Loc. Res.	Score by Games
9/1/90	A L	15-11, 8-15, 12-15, 16-18
9/2/94	H L	15-8, 13-15, 12-15, 9-15
9/8/95	A W	12-15, 15-6, 15-2, 15-10
9/6/01	A L	35-33, 26-30, 30-26, 27-30, 10-15

## Butler (3-0)

Date	Loc. Res.	Score by Games
9/25/93	N W	15-7, 15-4, 15-7
9/3/94	H W	15-2, 15-7, 15-11
9/13/14	H W	25-22, 25-23, 20-25, 25-22

## California (8-6)

Date	Loc. Res.	Score by Games
9/3/99	H W	15-7, 10-15, 10-15, 15-9, 15-6
9/2/07	H W	30-28, 30-25, 30-28
12/16/11	H L	17-25, 24-26, 15-25
11/5/11	A L	23-25, 25-20, 15-25, 20-25
9/22/12	H L	25-23, 22-25, 25-23, 11-25, 8-15
10/9/13	A L	21-25, 17-25, 21-25
11/9/13	H L	28-26, 22-25, 23-25, 26-28
10/19/14	H W	25-23, 25-16, 20-25, 25-22
11/21/14	A W	30-28, 25-16, 25-19
10/16/15	H W	25-22, 36-34, 17-25, 25-17
11/21/15	A W	27-25, 25-18, 25-21
10/9/16	A L	22-25, 23-25, 25-18, 21-25
11/6/16	H W	25-15, 25-19, 25-19
11/22/17	A W	25-20, 25-18, 25-19

## Cal-Irvine (1-1)

Date	Loc. Res.	Score by Games
11/14/87	A L	10-15, 14-16, 8-15
9/10/16	N W	25-15, 25-22, 25-11

## Cal-Santa Barbara (1-1)

Date	Loc. Res.	Score by Games
9/2/89	N W	15-8, 15-7, 15-9
9/19/97	N L	15-11, 13-15, 8-15, 6-15

## CSU-Bakersfield (1-0)

Date	Loc. Res.	Score by Games
9/15/12	H W	25-19, 23-25, 19-25, 25-13, 15-13

## Cal State Fullerton (0-1)

Date	Loc. Res.	Score by Games
9/4/10	A L	23-25, 22-25, 21-25

## Cal State-Northridge (1-0)

Date	Loc. Res.	Score by Games
9/3/04	N W	30-26, 30-20, 30-11

## Cal-Poly (1-0)

Date	Loc. Res.	Score by Games
9/12/09	H W	25-19, 28-26, 26-24

## Central Connecticut State (1-0)

Date	Loc. Res.	Score by Games
9/8/06	H W	30-13, 30-14, 30-10

## Central Florida (3-0)

Date	Loc. Res.	Score by Games
9/1/00	H W	15-12, 15-13, 15-13
9/5/03	N W	30-22, 30-26, 30-23
9/1/07	H W	30-26, 30-22, 30-23

## Chicago State (1-0)

Date	Loc. Res.	Score by Games
9/16/16	H W	25-12, 25-10, 25-11

## Cincinnati (1-0)

Date	Loc. Res.	Score by Games
9/7/06	H W	30-24, 32-30, 30-20

## Clemson (1-0)

Date	Loc. Res.	Score by Games
8/31/01	H W	29-31, 30-15, 30-17, 30-26

## UC-Colorado Springs (2-0)

Date	Loc. Res.	Score by Games
10/1/86	A W	15-5, 15-10, 17-15
10/29/86	H W	6-15, 15-5, 14-16, 16-14

## Colorado Mines (1-0)

Date	Loc. Res.	Score by Games
10/11/86	H W	12-15, 15-7, 15-12, 14-16, 15-5

## Colorado State (13-23)

Date	Loc. Res.	Score by Games
9/2/87	A L	5-15, 3-15, 3-15
11/3/87	H L	15-10, 4-15, 9-15, 8-15
9/7/88	A L	8-15, 20-18, 9-15, 10-15
11/2/88	H W	19-17, 9-15, 4-15, 15-12, 15-11
9/12/89	H L	15-7, 13-15, 8-15, 14-16
11/14/89	A L	9-15, 15-11, 7-15, 4-15
9/11/90	A L	4-15, 5-15, 15-4, 13-15
10/17/90	H L	10-15, 4-15, 15-11, 15-8, 4-15
9/18/91	A W	7-15, 13-15, 15-8, 15-10, 15-7
11/5/91	H W	15-6, 15-12, 5-15, 15-5
10/20/92	H W	11-15, 15-12, 15-6, 15-11
11/10/92	A L	7-15, 12-15, 3-15
10/5/93	A W	16-14, 15-17, 15-12, 15-5
11/16/93	H W	15-4, 15-10, 15-13
10/19/94	H W	15-12, 15-6, 15-12
11/9/94	A W	15-4, 12-15, 15-3, 15-1
10/4/95	H L	15-11, 12-15, 9-15, 4-15
10/24/95	A W	12-15, 15-5, 15-5, 5-15, 16-14
9/17/96	H L	9-15, 10-15, 9-15
9/16/97	A L	8-15, 15-9, 4-15, 8-15
9/16/98	H W	15-11, 15-9, 15-3
9/1/99	A L	9-15, 3-15, 15-17
9/5/00	H L	7-15, 15-8, 5-15, 5-15
12/2/00	A L	11-15, 15-10, 15-10, 6-15, 10-15
10/15/01	A L	23-30, 23-30, 18-30
12/1/01	A L	30-28, 17-30, 21-30, 33-31, 14-16
9/10/02	H W	17-30, 30-23, 30-27, 30-26
9/9/03	A L	30-25, 20-30, 22-30, 20-30
9/7/04	H L	28-30, 25-30, 26-30
12/2/05	A L	30-26, 24-30, 19-30, 27-30
9/6/07	A L	28-30, 27-30, 28-30
9/10/08	H L	23-25, 23-25, 25-19, 16-25
8/31/10	A L	19-25, 22-25, 16-25
12/6/14	A L	22-25, 21-25, 25-23, 26-24, 14-16
9/17/16	H W	25-22, 25-20, 23-25, 25-21
9/16/17	A W	21-25, 23-25, 25-22, 25-14, 15-8

## Cornell (1-0)

Date	Loc. Res.	Score by Games
8/31/12	H W	25-19, 25-21, 25-21

## Creighton (1-1)

Date	Loc. Res.	Score by Games
9/9/05	H W	30-25, 35-33, 26-30, 30-20
9/20/14	A L	19-25, 20-25, 19-25

## Denver (9-1)

Date	Loc. Res.	Score by Games
9/16/86	A L	8-15, 15-13, 16-18, 4-15
11/5/86	H W	16-14, 15-1, 15-3
11/11/88	H W	15-8, 15-3, 15-10
9/2/99	H W	15-6, 15-5, 15-6
9/19/00	A W	15-3, 15-9, 13-15, 15-7
10/5/01	H W	30-21, 30-16, 30-28
9/6/03	A W	30-23, 30-25, 30-25
9/1/04	H W	30-15, 28-30, 30-20, 30-21
8/25/06	H W	30-27, 30-23, 32-30
9/11/09	A W	26-24, 25-18, 25-20



# ALL-TIME SERIES RESULTS

## Fresno State (0-1)

Date	Loc. Res.	Score by Games
9/1/12	H L	26-28, 21-25, 20-25

## Furman (1-1)

Date	Loc. Res.	Score by Games
8/24/07	N L	30-14, 30-24, 25-30, 28-30, 12-15
8/27/10	H W	25-22, 25-22, 25-19

## George Mason (1-0)

Date	Loc. Res.	Score by Games
9/20/15	H W	25-15, 23-25, 25-6, 26-24

## George Washington (1-0)

Date	Loc. Res.	Score by Games
9/18/87	N W	12-15, 9-15, 15-8, 15-4, 17-15

## Georgetown (2-0)

Date	Loc. Res.	Score by Games
9/7/90	N W	15-8, 13-15, 14-16, 15-3, 16-14
9/5/09	N W	18-25, 25-17, 25-17, 26-24

## Georgia (3-2)

Date	Loc. Res.	Score by Games
9/9/88	N W	15-11, 15-9, 11-15, 15-11
9/28/91	N L	8-15, 7-15, 11-15
9/7/95	N L	15-11, 11-15, 13-15, 15-10, 11-15
9/11/97	H W	15-5, 10-15, 15-2, 15-11
9/5/98	N W	15-12, 15-4, 15-1

## Georgia Southern (1-0)

Date	Loc. Res.	Score by Games
9/6/14	H W	25-20, 25-19, 25-16

## Georgia State (1-0)

Date	Loc. Res.	Score by Games
9/3/10	A W	25-22, 23-25, 25-17, 25-22

## Georgia Tech (1-1)

Date	Loc. Res.	Score by Games
9/3/95	H L	6-15, 15-6, 15-13, 14-16, 19-21
12/1/00	N W	11-15, 15-5, 16-14, 15-10

## Gonzaga (2-0)

Date	Loc. Res.	Score by Games
9/21/91	N W	15-7, 15-11, 11-15, 15-6
9/17/95	H W	15-2, 15-6, 7-15, 15-3

## Hawai'i (0-5)

Date	Loc. Res.	Score by Games
12/8/96	A L	12-15, 11-15, 13-15
9/17/99	A L	9-15, 0-15, 5-15
9/1/02	A L	18-30, 21-30, 22-30
12/2/04	N L	30-24, 22-30, 20-30, 24-30
9/2/06	A L	30-32, 23-30, 20-30

## Hofstra (1-0)

Date	Loc. Res.	Score by Games
11/29/90	N W	15-11, 15-8, 15-7

## Houston (4-2)

Date	Loc. Res.	Score by Games
9/24/88	N L	11-15, 6-15, 10-15
11/30/90	N L	10-15, 9-15, 15-12, 5-15
9/7/91	H W	13-15, 15-5, 15-3, 15-7
11/2/91	N W	11-15, 15-0, 15-13, 15-13
9/25/93	N W	15-10, 16-14, 15-13
9/10/94	N W	17-15, 15-8, 15-12

## Howard (1-0)

Date	Loc. Res.	Score by Games
9/8/12	N W	25-14, 25-9, 25-8

## Idaho State (1-1)

Date	Loc. Res.	Score by Games
9/3/90	H L	15-17, 8-15, 10-15, 9-15
9/12/14	H W	25-20, 25-15, 23-25, 25-12

## Illinois (4-4)

Date	Loc. Res.	Score by Games
9/12/92	A L	6-15, 11-15, 15-6, 9-15
9/11/93	N W	15-13, 8-15, 14-16, 15-6, 15-9
12/5/93	N W	15-7, 15-5, 15-10
12/5/98	A L	12-15, 11-15, 14-16
9/20/14	N L	23-25, 12-25, 25-18, 21-25
9/5/15	N L	13-25, 14-25, 17-25
9/4/16	H W	25-17, 18-25, 25-15, 18-25, 19-17
9/9/17	A W	25-23, 24-26, 28-26, 12-25, 17-15

## Illinois State (1-1)

Date	Loc. Res.	Score by Games
9/25/87	H L	12-15, 10-15, 7-15
9/6/03	N W	29-31, 30-16, 27-30, 30-19, 15-7

## Indiana (2-1)

Date	Loc. Res.	Score by Games
9/10/88	A L	12-15, 14-16, 12-15
9/16/89	H W	15-3, 11-15, 15-11, 15-13
9/17/93	H W	15-5, 15-8, 15-6

## Iowa (1-0)

Date	Loc. Res.	Score by Games
9/14/91	N W	15-9, 15-9, 15-3

## Iowa State (40-17)

Date	Loc. Res.	Score by Games
9/4/86	H L	1-15, 5-15, 7-15
10/17/86	A L	2-15, 6-15, 1-15
10/24/87	H L	7-15, 13-15, 14-16
10/31/87	A L	0-15, 13-15, 10-15
11/20/87	N W	5-15, 12-15, 15-12, 15-9, 16-14
10/1/88	A W	15-5, 15-7, 15-13
11/12/88	H W	15-9, 15-13, 15-11
10/6/89	H W	15-2, 15-6, 15-11
10/28/89	A W	15-8, 15-4, 10-15, 15-6
9/29/90	H W	15-7, 15-8, 15-11
10/26/90	A L	10-15, 11-15, 12-15
11/23/90	N W	15-13, 15-10, 15-13
10/10/91	A W	15-2, 15-10, 15-6
10/25/91	H W	16-14, 15-4, 15-8
10/7/92	A W	4-15, 10-15, 15-5, 15-0, 16-14
11/7/92	H W	15-2, 15-8, 15-3
11/27/92	N W	15-9, 15-6, 15-13
10/16/93	H W	15-5, 15-11, 15-8
11/13/93	A W	15-7, 15-3, 15-13
11/26/93	N W	7-15, 15-8, 15-10, 15-7
10/8/94	H W	15-3, 15-8, 15-8
11/5/94	A W	15-7, 16-18, 15-10, 15-5
11/25/94	N W	14-16, 16-14, 11-15, 15-11, 16-14
10/14/95	A L	14-16, 15-6, 15-3, 13-15, 10-15
11/11/95	H W	6-15, 15-13, 13-15, 15-11, 17-15
11/24/95	N L	17-15, 9-15, 15-17, 11-15
10/5/96	A W	15-9, 15-8, 15-10
11/8/96	H W	15-9, 15-9, 15-1
10/4/97	H W	15-8, 15-4, 15-9
11/7/97	A W	15-7, 15-4, 15-9
9/27/98	H W	15-8, 15-4, 15-3
10/30/98	A W	15-2, 15-7, 15-2
10/1/99	H W	15-13, 15-10, 15-10
11/5/99	A W	15-8, 15-9, 15-13
9/30/00	A W	15-11, 15-7, 15-4
11/8/00	H W	15-8, 15-6, 15-9
10/13/01	H W	30-12, 30-11, 30-25
10/27/01	A W	30-20, 30-22, 30-23
10/23/02	A W	28-30, 30-21, 31-29, 30-20
11/9/02	H W	30-21, 30-20, 30-19
9/27/03	H W	30-22, 30-21, 32-34, 30-19
10/29/03	A W	29-31, 30-18, 18-30, 30-27, 15-10
10/5/04	A W	30-28, 30-25, 30-20
11/24/04	H W	30-16, 30-26, 30-16
9/28/05	A L	26-30, 28-30, 21-30
10/26/05	H W	30-27, 30-21, 31-29
10/11/06	H L	20-30, 25-30, 27-30
11/25/06	A L	27-30, 30-24, 28-30, 31-29, 9-15
10/17/07	H L	30-24, 24-30, 30-25, 19-30, 13-15
10/31/07	A L	23-30, 17-30, 20-30
10/18/08	H W	22-25, 26-24, 21-25, 28-26, 15-12
11/19/08	A L	25-21, 19-25, 30-32, 15-25
9/16/09	A L	18-25, 14-25, 13-25
10/31/09	H L	21-25, 14-25, 16-25
10/20/10	H L	25-22, 17-25, 22-25, 10-25
11/16/10	A L	13-25, 9-25, 22-25
12/6/13	N W	17-25, 25-16, 25-19, 25-21

## James Madison (1-0)

Date	Loc. Res.	Score by Games
12/1/17	N W	25-21, 25-14, 25-12

## Kansas (35-15)

Date	Loc. Res.	Score by Games
10/23/86	A L	3-15, 5-15, 5-15
10/17/87	A L	15-9, 7-15, 2-15, 7-15
11/7/87	H W	15-8, 13-15, 15-3, 15-11
10/21/88	A W	16-14, 15-8, 17-15
11/5/88	H W	15-3, 15-3, 15-4
10/7/89	H W	13-15, 15-0, 15-8, 15-4
11/4/89	A W	15-9, 15-4, 15-12
10/20/90	A W	15-9, 16-14, 15-13
11/17/90	H W	16-14, 15-4, 15-7
10/18/91	A W	15-13, 6-15, 15-11, 17-15
11/15/91	H W	15-5, 15-11, 10-15, 15-8
11/29/91	N W	15-7, 15-3, 15-8
9/25/92	H W	15-7, 15-6, 15-5
10/31/92	A W	15-12, 15-5, 10-15, 15-5
10/22/93	A W	15-2, 15-6, 15-13
11/6/93	H W	15-10, 10-15, 15-9, 15-6
10/15/94	H W	15-3, 15-1, 15-0
11/12/94	A W	15-4, 15-2, 15-6
10/7/95	A W	15-12, 16-14, 10-15, 15-11
11/4/95	H W	15-7, 15-7, 15-8
9/28/96	H W	15-13, 15-13, 15-2
11/15/96	A W	15-7, 15-11, 15-5
9/27/97	A W	15-7, 15-7, 15-10
11/14/97	H W	15-10, 15-2, 15-9
10/3/98	A W	15-11, 15-6, 15-5
10/23/98	H W	15-2, 15-10, 15-4
10/20/99	H W	15-4, 15-6, 15-5
11/27/99	A W	15-9, 15-11, 17-15

9/13/00	A L	15-6, 6-15, 12-15, 15-4, 14-16
10/21/00	H W	15-11, 15-12, 15-11
9/29/01	A L	24-30, 27-30, 30-21, 26-30
11/24/01	H W	30-25, 30-27, 30-23
9/25/02	H L	30-19, 21-30, 31-29, 28-30, 13-15
11/30/02	A L	30-22, 17-30, 22-30, 33-35
9/20/03	A L	24-30, 28-30, 25-30
10/24/03	H W	31-29, 26-30, 30-26, 20-30, 15-13
10/9/04	H W	30-23, 30-22, 30-21
11/27/04	A L	22-30, 31-29, 29-31, 19-30
10/1/05	H L	32-30, 29-31, 30-17, 32-34, 6-15
11/2/05	A W	26-30, 32-30, 30-27, 30-21
9/23/06	H W	30-28, 22-30, 20-30, 30-19, 15-7
11/8/06	A W	30-25, 30-28, 32-30
10/10/07	A L	23-30, 26-30, 30-22, 27-30
11/10/07	H L	30-16, 30-24, 24-30, 31-33, 11-15
9/17/08	H W	25-18, 26-28, 15-25, 26-24, 15-12
11/5/08	A L	13-25, 28-30, 17-25
9/30/09	A L	23-25, 25-22, 19-25, 19-25
11/4/09	H L	22-25, 23-30, 16-25
9/25/10	H W	25-23, 25-23, 13-25, 22-25, 15-13
11/6/10	A L	19-25, 22-25, 23-25

## Kansas State (26-23)

Date	Loc.	Res.	Score by Games
10/25/86	N	L	5-15, 5-15, 1-15
10/10/87	H	L	6-15, 13-15, 10-15
10/16/87	A	L	9-15, 9-15, 15-11, 9-15
10/7/88	A	W	15-7, 15-13, 15-7
11/4/88	H	W	12-15, 15-4, 15-13, 15-8
10/13/89	A	W	15-4, 15-6, 15-9
11/10/89	H	W	15-3, 15-3, 15-7
10/19/90	A	W	15-4, 15-9, 15-2
11/16/90	H	W	15-12, 15-2, 17-15
10/19/91	A	W	15-11, 15-5, 15-2
11/22/91	H	W	15-11, 15-8, 15-5
10/17/92	H	W	15-5, 15-6, 15-13
11/21/92	A	W	15-5, 15-3, 10-15, 15-10
9/22/93	H	W	15-3, 15-9, 15-6
10/23/93	A	W	15-7, 15-2, 15-7
10/1/94	H	W	15-6, 15-9, 15-6
11/19/94	A	W	15-8, 15-10, 15-12
9/30/95	A	L	10-15, 11-15, 15-10, 4-15
11/18/95	H	W	15-12, 15-8, 15-6
9/27/96	H	L	10-15, 15-4, 15-10, 10-15, 9-15
11/16/96	A	W	16-14, 13-15, 15-3, 15-7
9/26/97	A	W	15-12, 8-15, 15-12, 15-12
11/15/97	H	W	15-9, 15-3, 16-14
11/7/98	H	L	11-15, 11-15, 16-14, 9-15
11/27/98	A	W	15-13, 9-15, 16-14, 15-8
10/2/99	H	L	9-15, 10-15, 15-13, 2-15
11/3/99	A	W	8-15, 5-15, 15-11, 15-12, 16-14
10/11/00	A	L	8-15, 12-15, 9-15
11/18/00	H	L	13-15, 11-15, 4-15
10/6/01	H	W	30-20, 27-30, 30-28, 31-29
11/10/01	A	L	30-27, 25-30, 26-30, 18-30
10/12/02	A	L	23-30, 24-30, 30-17, 23-30
10/26/02	H	L	22-30, 19-30, 31-33
10/18/03	A	L	25-30, 21-30, 17-30
11/1/03	H	L	24-30, 30-20, 26-30, 22-30
9/15/04	H	W	30-23, 30-28, 30-26
11/10/04	A	L	21-30, 11-30, 30-27, 19-30
10/12/05	H	W	30-14, 30-25, 25-30, 28-30, 15-10
11/16/05	A	L	30-19, 21-30, 30-28, 23-30, 16-30
10/7/06	A	W	31-29, 30-28, 34-32
11/1/06	H	W	27-30, 37-35, 33-31, 23-30, 15-10
9/22/07	H	L	24-30, 30-24, 30-27, 27-30, 12-30
11/17/07	A	L	17-30, 26-30, 16-30
9/20/08	A	L	15-25, 16-25, 19-25
11/12/08	H	L	25-23, 20-25, 18-25, 25-27
10/21/09	H	L	19-25, 25-19, 21-25, 17-25
11/21/09	A	L	21-25, 15-25, 16-25
9/22/10	H	W	25-22, 21-25, 14-25, 25-21, 15-10
11/27/10	A	L	22-25, 25-20, 22-25, 25-23, 7-15



# ALL-TIME SERIES RESULTS



## Loyola Marymount (2-1)

Date	Loc.	Res.	Score by Games
9/21/90	H	W	15-4, 15-10, 15-8
9/1/01	H	W	30-20, 30-22, 30-28
9/7/02	A	L	22-30, 27-30, 18-30

## Maine (2-0)

Date	Loc.	Res.	Score by Games
9/14/02	H	W	30-15, 30-15, 30-17
8/31/03	A	W	30-22, 30-24, 30-28

## Marquette (1-0)

Date	Loc.	Res.	Score by Games
9/10/05	H	W	24-30, 23-30, 30-18, 30-28, 15-11

## Maryland (3-0)

Date	Loc.	Res.	Score by Games
9/8/90	N	W	15-7, 15-9, 15-5
9/28/91	N	W	15-8, 15-11, 15-13
9/19/98	H	W	15-12, 15-4, 15-10

## Memphis State (2-0)

Date	Loc.	Res.	Score by Games
9/17/88	H	W	15-12, 15-10, 15-2
9/22/89	N	W	15-8, 15-7, 15-13

## Miami (Ohio) (1-0)

Date	Loc.	Res.	Score by Games
9/8/07	N	W	30-21, 30-26, 30-14

## Michigan (1-1)

Date	Loc.	Res.	Score by Games
9/18/93	H	W	15-11, 15-17, 15-13, 15-9
12/5/03	N	L	22-30, 22-30, 11-30

## Michigan State (2-0)

Date	Loc.	Res.	Score by Games
9/11/87	H	W	15-7, 15-10, 15-9
9/16/94	H	W	16-14, 15-3, 14-16, 15-3

## Minnesota (2-3)

Date	Loc.	Res.	Score by Games
9/19/87	N	L	1-15, 14-16, 9-15
12/2/89	N	L	11-15, 14-16, 11-15
9/3/93	H	W	15-9, 5-15, 15-3, 15-7
9/9/95	N	W	15-5, 15-12, 15-10
12/7/13	A	L	20-25, 18-25, 25-17, 25-21, 9-15

## Mississippi (1-0)

Date	Loc.	Res.	Score by Games
9/16/88	H	W	15-6, 15-6, 15-10

## Mississippi State (1-0)

Date	Loc.	Res.	Score by Games
8/30/08	A	W	25-19, 25-21, 25-21

## Missouri (31-18)

Date	Loc.	Res.	Score by Games
10/19/86	N	L	12-15, 5-15, 10-15
10/30/87	A	W	15-11, 15-10, 15-8
11/6/87	H	W	15-4, 15-6, 15-11
10/15/88	H	W	15-10, 15-9, 15-4
10/22/88	A	W	11-15, 15-4, 10-15, 15-3, 15-10
10/21/89	H	W	15-8, 15-2, 15-3
11/3/89	A	W	15-4, 15-11, 18-16
10/12/90	H	W	15-5, 15-13, 15-10
11/10/90	A	W	7-15, 15-3, 15-6, 15-6
10/3/91	H	W	15-3, 15-4, 15-6
10/12/91	A	W	15-12, 15-10, 11-15, 15-1
9/26/92	H	W	15-10, 15-5, 15-10
10/3/92	A	W	15-7, 15-6, 16-14
10/2/93	H	W	15-7, 15-10, 15-5
11/20/93	A	W	16-14, 15-10, 15-12
10/5/94	A	W	15-7, 15-13, 16-14
10/21/94	H	W	15-2, 15-3, 15-1
10/27/95	H	W	15-3, 15-6, 15-11
11/8/95	A	W	15-11, 13-15, 15-10, 15-13
10/4/96	A	W	15-5, 15-4, 15-3
11/9/96	H	W	15-9, 15-8, 15-8
10/3/97	H	W	15-3, 15-13, 15-11
11/8/97	A	W	15-11, 15-9, 15-5
9/25/98	H	W	15-6, 11-15, 15-7, 15-4
10/31/98	A	W	3-15, 15-6, 15-11, 16-14
10/16/99	H	W	15-5, 15-8, 15-8
11/17/99	A	W	15-8, 15-11, 15-13
10/18/00	A	L	12-15, 9-15, 10-15
11/25/00	H	W	15-9, 16-14, 15-13
10/17/01	A	L	26-30, 30-18, 23-30, 22-30
11/7/01	H	W	30-27, 30-24, 30-26
9/28/02	H	L	30-25, 30-23, 27-30, 17-30, 11-15
11/13/02	A	L	30-25, 18-30, 23-30, 16-30
10/22/03	A	L	29-31, 27-30, 25-30
11/22/03	H	W	30-22, 21-30, 30-21, 17-30, 16-14
10/2/04	H	L	26-30, 24-30, 31-33
10/23/04	A	L	21-30, 24-30, 24-30
9/21/05	H	L	25-30, 24-30, 11-30
9/29/05	A	W	20-30, 30-28, 23-30, 30-27, 15-12
9/13/06	H	W	30-24, 27-30, 30-24, 23-30, 15-9
11/4/06	A	L	23-30, 17-30, 30-28, 28-30
10/3/07	H	L	20-30, 19-30, 30-26, 30-28, 9-15

11/24/07	A	L	20-30, 23-30, 22-30
10/22/08	A	L	18-25, 23-25, 17-25
11/15/08	H	L	23-25, 22-25, 25-20, 20-25
10/7/09	A	L	15-25, 14-25, 27-25, 18-25
11/14/09	H	L	27-29, 23-25, 25-19, 19-25
10/2/10	A	L	20-25, 22-25, 19-25
11/3/10	H	L	23-25, 25-15, 19-25, 19-25

## Missouri-Kansas City (1-0)

Date	Loc.	Res.	Score by Games
10/30/92	A	W	15-9, 15-3, 15-6

## Missouri State (1-0)

Date	Loc.	Res.	Score by Games
9/7/01	N	W	30-23, 21-30, 30-24, 30-26

## Montana (2-0)

Date	Loc.	Res.	Score by Games
8/30/91	N	W	15-10, 17-15, 15-12
9/4/10	A	W	21-25, 29-27, 25-14, 19-25, 18-16

## Montana State (2-2)

Date	Loc.	Res.	Score by Games
9/10/86	H	L	5-15, 4-15, 10-15
9/13/86	N	L	10-15, 9-15, 6-15
9/2/91	H	W	15-6, 15-9, 15-5
9/18/15	H	W	25-18, 18-25, 25-21, 25-22

## Nebraska (7-50)

Date	Loc.	Res.	Score by Games
10/2/87	H	L	4-15, 5-15, 11-15
10/29/87	A	L	6-15, 3-15, 5-15
10/8/88	A	L	11-15, 9-15, 15-13, 7-15
11/10/88	H	L	8-15, 1-15, 14-16
11/26/88	N	L	15-13, 10-15, 4-15, 7-15
9/30/89	H	L	13-15, 4-15, 10-15
10/14/89	A	L	7-15, 15-10, 6-15, 15-17
10/27/90	A	L	5-15, 4-15, 11-15
11/13/90	H	L	15-5, 15-11, 3-15, 7-15, 5-15
11/24/90	N	L	5-15, 13-15, 9-15
9/27/91	A	L	10-15, 13-15, 7-15
10/26/91	H	L	14-16, 12-15, 9-15
11/30/91	N	L	8-15, 7-15, 4-15
10/24/92	A	L	5-15, 9-15, 12-15
11/4/92	H	L	5-15, 10-15, 15-9, 15-8, 14-16
11/28/92	N	W	16-14, 15-11, 9-15, 15-8
12/3/92	A	L	11-15, 8-15, 15-8, 17-19
10/13/93	H	W	15-13, 9-15, 15-12, 5-15, 15-9
10/30/93	A	L	8-15, 8-15, 8-15
11/27/93	N	W	7-15, 15-10, 9-15, 15-13, 15-11
10/29/94	A	L	3-15, 12-15, 5-15
11/16/94	H	L	13-15, 5-15, 2-15
11/26/94	N	L	6-15, 15-13, 6-15, 8-15
12/9/94	A	L	11-15, 7-15, 5-15
9/27/95	H	L	6-15, 5-15, 12-15
10/21/95	A	L	4-15, 3-15, 2-15
10/9/96	H	L	14-16, 11-15, 10-15
10/30/96	A	L	4-15, 5-15, 11-15
10/8/97	A	W	11-15, 15-9, 15-7, 6-15, 15-8
10/28/97	H	W	15-4, 15-13, 15-12
11/4/98	A	L	7-15, 5-15, 3-15
11/25/98	H	L	10-15, 12-15, 12-15
10/9/99	A	L	4-15, 5-15, 15-7, 7-15
11/10/99	H	L	10-15, 15-9, 5-15, 11-15
9/27/00	H	L	5-15, 6-15, 9-15
11/4/00	A	L	12-15, 3-15, 13-15
9/19/01	H	L	27-30, 16-30, 23-30
11/21/01	A	L	23-30, 17-30, 24-30
10/2/02	A	L	23-30, 24-30, 16-30
10/30/02	H	L	23-30, 20-30, 26-30
10/1/03	A	L	22-30, 24-30, 16-30
11/26/03	H	L	31-33, 30-15, 18-30, 26-30
9/22/04	H	L	25-30, 25-30, 23-30
10/27/04	A	L	29-31, 12-30, 23-30
9/17/05	H	L	22-30, 20-30, 23-30
11/23/05	A	L	19-30, 26-30, 19-30
10/14/06	A	L	27-30, 18-30, 21-30
11/11/06	H	W	19-30, 30-28, 15-30, 30-27, 15-12
10/6/07	H	L	25-30, 18-30, 20-30
11/7/07	A	L	17-30, 22-30, 20-30
10/4/08	A	L	19-25, 15-25, 24-26
10/29/08	H	W	25-19, 27-25, 18-25, 25-16
9/19/09	H	L	15-25, 22-25, 13-25
11/28/09	A	L	16-25, 11-25, 11-25
9/18/10	A	L	13-25, 7-25, 17-25
11/13/10	H	L	21-25, 20-25, 17-25
12/8/17	N	L	19-25, 11-25, 21-25

## Nevada-Reno (0-1)

Date	Loc.	Res.	Score by Games
9/21/86	H	L	4-15, 6-15, 3-15

## New Mexico (1-3)

Date	Loc.	Res.	Score by Games
9/12/86	A	L	2-15, 3-15, 4-15
9/17/88	H	L	15-6, 2-15, 15-11, 0-15, 7-15
9/23/88	A	L	15-9, 7-15, 4-15, 10-15
10/10/99	A	W	15-7, 15-7, 15-1

## New Mexico State (2-0)

Date	Loc.	Res.	Score by Games
9/18/98	H	W	15-4, 15-8, 15-13
11/30/06	H	W	30-24, 30-20, 34-32

## New Orleans (3-0)

Date	Loc.	Res.	Score by Games
9/7/94	H	W	15-3, 15-8, 15-8
9/9/00	A	W	15-6, 14-16, 6-15, 15-8, 15-13
9/17/16	H	W	25-18, 25-13, 25-12

## Norfolk State (1-0)

Date	Loc.	Res.	Score by Games
9/15/12	H	W	25-16, 25-22, 25-16

## North Carolina (3-1)

Date	Loc.	Res.	Score by Games
9/30/94	H	W	15-12, 15-5, 15-5
9/7/96	A	W	15-7, 7-15, 15-6, 8-15, 15-12
9/11/04	H	W	30-22, 30-32, 30-23, 30-22
9/13/08	H	L	17-25, 25-23, 21-25, 25-27

## Northern Arizona (1-1)

Date	Loc.	Res.	Score by Games
9/2/88	H	W	15-10, 15-10, 12-15, 15-11
9/1/12	H	L	26-24, 21-25, 22-25, 19-25

## Northern Colorado (3-1)

Date	Loc.	Res.	Score by Games
11/26/05	N	W	30-20, 30-24, 30-22
9/1/09	A	L	20-25, 17-25, 16-25
8/28/11	H	W	13-25, 25-19, 25-18, 19-25, 15-6
12/5/14	N	W	25-19, 25-15, 24-26, 25-15

## Northern Illinois (2-0)

Date	Loc.	Res.	Score by Games
9/9/94	N	W	15-3, 15-9, 15-4
8/30/14	A	W	26-28, 25-18, 25-20, 21-25, 15-12

## Northern Iowa (1-2)

Date	Loc.	Res.	Score by Games
9/12/87	H	L	1-15, 10-15, 4-15
12/4/94	H	W	14-16, 15-13, 15-9, 15-12
11/29/95	A	L	7-15, 12-15, 19-21

## Northwestern (1-1)

Date	Loc.	Res.	Score by Games
9/6/91	H	W	15-12, 15-10, 15-8
8/29/14	N	L	25-20, 25-23, 24-26, 17-25, 15-17



# ALL-TIME SERIES RESULTS

10/11/95	H	W	13-15, 15-4, 15-6, 15-8
11/15/95	A	W	12-15, 15-9, 15-7, 15-6
10/11/96	H	W	17-15, 10-15, 15-13, 15-4
11/2/96	A	L	10-15, 16-14, 15-12, 10-15, 11-15
10/11/97	A	W	15-13, 14-16, 8-15, 15-9, 15-9
10/31/97	H	W	16-14, 15-11, 15-12
10/2/98	A	W	15-6, 15-9, 11-15, 15-3
10/24/98	H	W	15-8, 15-9, 8-15, 15-4
9/22/99	A	W	15-8, 15-3, 15-9
10/30/99	H	W	15-6, 15-7, 9-15, 15-3
9/16/00	H	W	15-8, 15-12, 15-5
10/25/00	A	W	15-11, 15-9, 15-12
10/28/01	A	W	30-21, 30-22, 30-23
11/17/01	H	W	30-20, 30-22, 30-25
10/5/02	H	W	30-16, 30-25, 28-30, 30-17
11/23/02	A	W	30-27, 31-29, 30-25
10/15/03	H	W	30-22, 30-24, 30-19
11/28/03	A	W	30-28, 30-28, 30-22
10/16/04	A	L	24-30, 30-16, 30-22, 20-30, 11-15
11/13/04	H	W	30-24, 30-13, 30-24
9/24/05	A	W	30-26, 24-30, 26-30, 30-27, 15-12
10/22/05	H	W	30-24, 30-28, 30-25
9/30/06	H	L	30-22, 18-30, 21-30, 30-23, 6-15
11/18/06	A	L	22-30, 31-29, 32-30, 24-30, 9-15
9/26/07	A	L	30-21, 30-16, 18-30, 27-30, 10-15
10/24/07	H	L	27-30, 30-24, 29-31, 25-30
10/15/08	A	L	15-25, 21-25, 15-25
11/26/08	H	W	26-24, 25-22, 25-23
9/26/09	H	L	17-25, 16-25, 14-25
10/28/09	A	L	20-25, 12-25, 16-25
9/15/10	H	L	15-25, 23-25, 21-25
11/10/10	A	L	8-25, 16-25, 17-25
8/29/15	H	W	20-25, 25-22, 25-20, 21-25, 15-8
8/26/17	A	W	25-11, 23-25, 25-16, 25-14

## Oral Roberts (3-1)

Date	Loc.	Res.	Score by Games
11/7/86	A	L	11-15, 6-15, 9-15
12/4/96	H	W	15-9, 13-15, 15-7, 15-12
12/7/97	H	W	13-15, 15-10, 14-16, 15-6, 15-12
9/2/01	H	W	30-20, 30-25, 26-30, 30-27

## Oregon (5-12)

Date	Loc.	Res.	Score by Games
8/31/91	N	L	7-15, 11-15, 17-15, 10-15
9/4/92	H	W	15-11, 15-8, 15-9
9/12/03	H	W	30-22, 30-23, 30-23
9/3/04	A	L	24-30, 28-30, 25-30
9/23/11	H	L	13-25, 13-25, 14-25
10/30/11	A	L	21-25, 18-25, 18-25
9/29/12	A	L	11-25, 19-25, 16-25
10/26/12	H	L	16-25, 20-25, 23-25
10/18/13	A	L	21-25, 16-25, 18-25
11/24/13	H	L	27-29, 21-25, 25-20, 13-25
9/27/14	A	L	31-33, 19-25, 25-21, 23-25
10/2/15	A	W	20-25, 22-25, 27-25, 25-23, 15-12
10/31/15	H	L	22-25, 25-22, 25-23, 19-25, 11-15
10/22/16	H	L	14-25, 25-21, 22-25, 21-25
11/10/16	A	L	21-25, 25-20, 20-25, 16-25
9/30/17	H	W	25-18, 24-26, 25-19, 25-18
10/27/17	A	W	25-17, 25-19, 17-25, 9-25, 15-10

## Oregon State (9-4)

Date	Loc.	Res.	Score by Games
9/24/11	H	L	21-25, 11-25, 14-25
10/28/11	A	L	25-27, 20-25, 25-21, 25-23, 9-15
9/28/12	A	L	13-25, 14-25, 25-19, 14-25
10/28/12	H	W	25-20, 15-25, 26-24, 25-22
10/20/13	A	W	30-28, 25-21, 25-23
11/22/13	H	W	28-26, 25-21, 25-20
11/26/14	H	W	25-22, 25-20, 19-25, 25-17
10/4/15	A	W	25-19, 25-23, 25-14
10/30/15	H	W	25-18, 23-25, 25-18, 23-25, 15-10
10/21/16	H	W	25-21, 18-25, 25-19, 25-23
11/12/16	A	L	15-25, 25-23, 17-25, 25-18, 13-15
9/29/17	H	W	25-21, 25-27, 25-23, 7-25, 15-12
10/28/17	A	W	25-23, 20-25, 25-23, 25-12

## Pacific (0-1)

Date	Loc.	Res.	Score by Games
10/8/93	N	L	6-15, 15-17, 2-15

## Penn State (2-7)

Date	Loc.	Res.	Score by Games
9/9/89	N	W	10-15, 15-13, 15-1, 8-15, 15-3
9/8/90	A	L	7-15, 4-15, 7-15
10/6/90	A	L	7-15, 15-13, 10-15, 8-15
12/7/91	A	L	15-8, 15-10, 11-15, 6-15, 11-15
12/9/93	N	L	15-9, 14-16, 18-16, 8-15, 7-15
8/29/03	N	L	30-26, 22-30, 27-30, 25-30
9/4/15	A	L	19-25, 21-25, 18-25
9/3/16	H	W	22-25, 25-20, 25-19, 20-25, 15-3
9/8/17	N	L	22-25, 18-25, 21-25

## Pepperdine (2-0)

Date	Loc.	Res.	Score by Games
9/16/89	H	W	6-15, 15-11, 15-11, 15-4
9/13/91	N	W	6-15, 15-2, 15-11, 7-15, 15-10

## Pittsburgh (2-0)

Date	Loc.	Res.	Score by Games
9/9/04	H	W	30-26, 30-25, 30-23
9/6/14	H	W	25-18, 25-20, 20-25, 25-20

## Portland (0-1)

Date	Loc.	Res.	Score by Games
8/30/91	A	L	15-13, 15-9, 9-15, 14-16, 8-15

## Portland State (1-1)

Date	Loc.	Res.	Score by Games
9/5/14	H	W	25-20, 26-24, 25-12
8/27/16	A	L	26-28, 25-18, 25-17, 19-25, 14-16

## Presbyterian (1-0)

Date	Loc.	Res.	Score by Games
8/30/14	N	W	25-21, 25-20, 25-19

## Purdue (1-0)

Date	Loc.	Res.	Score by Games
9/9/89	A	W	15-11, 9-15, 15-13, 6-15, 15-7

## Regis (1-0)

Date	Loc.	Res.	Score by Games
10/3/87	A	W	16-14, 8-15, 15-13, 15-8

## Rhode Island (2-1)

Date	Loc.	Res.	Score by Games
9/13/86	N	L	2-15, 9-15, 9-15
9/5/92	H	W	15-1, 15-9, 15-3
8/30/03	N	W	30-15, 30-24, 32-30

## Rice (1-1)

Date	Loc.	Res.	Score by Games
9/12/15	A	L	23-25, 17-25, 25-19, 21-25
9/2/17	H	W	25-15, 25-20, 25-20

## Robert Morris (2-0)

Date	Loc.	Res.	Score by Games
9/8/12	N	W	25-22, 25-22, 25-17
9/13/14	H	W	25-11, 25-9, 25-15

## Rutgers (1-0)

Date	Loc.	Res.	Score by Games
9/7/13	N	W	25-15, 23-25, 25-20, 25-14

## St. John's (1-0)

Date	Loc.	Res.	Score by Games
9/11/11	N	W	22-25, 21-25, 26-24, 25-21, 15-13

## St. Louis (1-0)

Date	Loc.	Res.	Score by Games
9/6/02	N	W	30-18, 30-26, 30-23

## St. Mary's (Calif.) (2-1)

Date	Loc.	Res.	Score by Games
11/18/88	A	W	15-8, 15-3, 15-8
8/30/13	H	L	17-25, 16-25, 25-22, 19-25
8/31/13	H	W	21-25, 25-23, 25-21, 25-22

## St. Peter's (1-0)

Date	Loc.	Res.	Score by Games
8/27/05	N	W	30-11, 30-20, 30-23

## Sam Houston State (2-0)

Date	Loc.	Res.	Score by Games
8/25/12	A	W	19-25, 13-25, 25-21, 25-12, 15-12
9/11/15	N	W	25-21, 25-16, 25-18

## San Diego (2-3)

Date	Loc.	Res.	Score by Games
11/12/87	A	W	1-15, 15-6, 12-15, 15-12, 15-7
9/10/04	H	W	25-30, 30-32, 30-28, 30-21, 15-10
9/11/09	H	L	24-26, 21-25, 16-25
8/28/15	H	L	20-25, 21-25, 25-23, 18-25
9/9/16	A	L	20-25, 18-25, 21-25

## San Diego State (1-0)

Date	Loc.	Res.	Score by Games
9/1/89	A	W	8-15, 14-16, 15-7, 15-4, 15-8

## San Jose State (1-1)

Date	Loc.	Res.	Score by Games
9/8/89	N	L	14-16, 11-15, 9-15
12/4/98	N	W	15-12, 15-9, 15-9

## San Francisco (1-1)

Date	Loc.	Res.	Score by Games
11/19/88	A	L	12-15, 13-15, 9-15
9/11/98	H	W	15-1, 15-7, 15-4

## Santa Clara (0-1)

Date	Loc.	Res.	Score by Games
9/3/00	H	L	15-13, 7-15, 15-12, 13-15, 4-15

## Seton Hall (1-0)

Date	Loc.	Res.	Score by Games
8/26/17	N	W	25-22, 25-18, 25-19

## Siena (0-1)

Date	Loc.	Res.	Score by Games
9/9/11	N	L	26-24, 15-25, 23-25, 25-17, 13-15

## South Carolina (1-0)

Date	Loc.	Res.	Score by Games
9/15/89	H	W	15-8, 15-10, 15-13

## South Dakota (0-1)

Date	Loc.	Res.	Score by Games
9/19/14	N	L	18-25, 24-26, 25-22, 22-25

## South Florida (1-0)

Date	Loc.	Res.	Score by Games
9/23/89	N	W	15-6, 15-7, 15-11

## Southeast Missouri State (1-0)

Date	Loc.	Res.	Score by Games
8/29/03	N	W	31-29, 30-16, 30-21

## Southern Miss (1-0)

Date	Loc.	Res.	Score by Games
9/9/06	H	W	30-19, 30-17, 30-26

## Southern California (1-15)

Date	Loc.	Res.	Score by Games
9/1/88	H	L	13-15, 13-15, 5-15
11/14/92	N	L	15-13, 6-15, 15-17, 13-15
9/7/97	A	L	15-13, 12-15, 15-8, 5-15, 13-15
9/30/11	H	L	21-25, 21-25, 18-25
10/22/11	A	L	18-25, 14-25, 17-25
10/21/12	A	L	16-25, 19-25, 18-25
11/10/12	H	L	29-31, 19-25, 17-25
11/29/13	A	L	24-26, 14-25, 21-25
10/10/14	A	L	20-25, 18-25, 19-25
11/9/14	H	L	23-25, 25-27, 22-25
10/9/15	H	L	25-21, 27-29, 29-27, 16-25, 7-15
11/6/15	A	L	12-25, 14-25, 27-25, 23-25
9/30/16	H	L	16-25, 34-32, 24-26, 16-25
10/29/16	A	L	23-25, 22-25, 21-25
10/20/17	H	W	25-23, 25-14, 25-21
11/11/17	A	L	25-20, 17-25, 29-27, 11-25, 11-15

## Stanford (1-18)

Date	Loc.	Res.	Score by Games
9/6/87	H	L	4-15, 5-15, 3-15
11/21/88	A	L	12-15, 3-15, 8-15
9/6/91	H	L	7-15, 8-15, 8-15
9/20/97	A	L	10-15, 4-15, 4-15
12/12/97	A	L	7-15, 3-15, 1-15
9/12/98	H	L	10-15, 15-11, 8-15, 15-6, 5-15
9/8/05	H	L	26-30, 28-30, 24-30
9/17/11	A	L	14-25, 15-25, 15-25
11/3/11	H	L	23-25, 25-22, 21-25, 15-25
11/21/12	A	L	25-21, 19-25, 13-25, 16-25</



# ALL-TIME SERIES RESULTS



10/10/01	H	W	30-17, 32-30, 33-31
11/14/01	A	L	30-32, 24-30, 25-30
10/16/02	H	L	28-30, 28-30, 24-30
11/6/02	A	W	30-20, 20-30, 37-35, 30-20
10/4/03	H	W	32-30, 30-28, 30-26
11/19/03	A	W	32-30, 30-24, 32-30
9/18/04	A	L	30-26, 30-20, 22-30, 20-30, 18-20
11/3/04	H	L	19-30, 31-29, 17-30, 19-30
9/14/05	A	L	16-30, 30-27, 22-30, 19-30
11/9/05	H	L	27-30, 33-31, 23-30, 30-25, 15-17
9/20/06	A	L	17-30, 19-30, 26-30
10/28/06	H	L	21-30, 30-32, 22-30
9/28/07	A	L	19-30, 20-30, 27-30
10/27/07	H	L	27-30, 19-30, 28-30
10/11/08	H	L	19-25, 23-25, 25-21, 20-25
11/29/08	A	L	21-25, 13-25, 17-25
9/23/09	H	L	14-25, 18-25, 8-25
10/24/09	A	L	23-25, 12-25, 15-25
10/6/10	A	L	19-25, 15-25, 20-25
10/30/10	H	L	22-25, 19-25, 5-25

## Texas-Arlington (2-0)

Date	Loc.	Res.	Score by Games
8/30/96	H	W	15-5, 15-11, 15-4
9/13/02	H	W	30-20, 30-28, 28-30, 30-16

## Texas-El Paso (1-0)

Date	Loc.	Res.	Score by Games
9/24/88	N	W	15-3, 15-8, 15-4

## Texas A&M (9-22)

Date	Loc.	Res.	Score by Games
9/18/94	H	L	14-16, 6-15, 15-4, 14-16
10/19/96	H	L	15-17, 8-15, 11-15
11/29/96	A	L	10-15, 12-15, 5-15
10/17/97	A	L	9-15, 13-15, 11-15
11/29/97	H	L	8-15, 12-15, 15-2, 7-15
10/16/98	H	W	15-12, 3-15, 15-2, 15-9
11/21/98	A	L	11-15, 5-15, 15-5, 15-13, 10-15
10/23/99	A	L	14-16, 16-14, 11-15, 7-15
11/24/99	H	L	10-15, 11-15, 14-16
9/23/00	A	L	7-15, 13-15, 15-13, 9-15
11/1/00	H	W	15-13, 15-11, 15-12
10/3/01	A	W	23-30, 24-30, 30-28, 30-24, 15-10
10/24/01	H	L	19-30, 23-30, 24-30
9/21/02	H	W	23-30, 30-22, 30-28, 28-30, 15-11
11/2/02	A	L	24-30, 30-28, 25-30, 30-19, 5-15
9/24/03	A	L	30-24, 28-30, 28-30, 30-26, 13-15
11/12/03	H	W	30-25, 23-30, 31-29, 17-30, 15-12
10/20/04	H	L	30-25, 28-30, 26-30, 21-30
11/7/04	A	L	24-30, 23-30, 22-30
10/16/05	A	W	20-30, 25-30, 30-26, 30-28, 15-10
11/19/05	H	L	22-30, 30-28, 30-28, 23-30, 7-15
9/27/06	H	W	30-23, 30-28, 30-22
10/25/06	A	W	25-30, 30-20, 30-28, 22-30, 15-6
10/13/07	A	L	30-26, 22-30, 25-30, 17-30
11/21/07	H	L	30-28, 17-30, 25-30, 23-30
9/27/08	H	W	16-25, 23-25, 25-22, 25-20, 15-9
11/22/08	A	L	20-25, 11-25, 21-25
10/17/09	A	L	17-25, 11-25, 25-23, 17-25
11/25/09	H	L	21-25, 19-25, 15-25
9/29/10	H	L	22-25, 17-25, 25-18, 25-23, 6-15
10/23/10	A	L	15-25, 18-25, 12-25

## Texas A&M-Corpus Christi (1-0)

Date	Loc.	Res.	Score by Games
9/6/08	A	W	25-11, 25-23, 25-11

## Texas Southern (2-0)

Date	Loc.	Res.	Score by Games
9/6/08	N	W	25-12, 25-8, 25-9
8/24/12	N	W	25-8, 25-14, 25-8

## Texas Tech (26-5)

Date	Loc.	Res.	Score by Games
10/25/96	A	W	7-15, 15-8, 16-14, 11-15, 15-8
11/23/96	H	W	15-11, 17-15, 15-9
10/24/97	H	L	15-7, 6-15, 10-15, 13-15
11/22/97	A	W	15-12, 15-3, 15-7
10/10/98	A	W	15-11, 12-15, 15-8, 15-2
11/13/98	H	W	15-11, 5-15, 15-4, 15-6
10/6/99	H	W	19-17, 15-9, 15-10
11/13/99	A	W	17-15, 14-16, 15-7, 12-15, 15-13
10/7/00	A	W	15-13, 9-15, 6-15, 19-17, 15-6
11/15/00	H	W	15-7, 10-15, 15-4, 12-15, 15-12
9/26/01	H	W	30-24, 30-17, 30-22
11/3/01	A	W	30-26, 24-30, 30-25, 30-28
10/19/02	A	W	31-33, 36-34, 31-29, 30-26
11/20/02	H	L	26-30, 24-30, 29-31
9/17/03	H	W	30-22, 28-30, 30-20, 30-22
11/8/03	A	W	30-17, 30-23, 30-25
9/29/04	A	W	30-16, 30-21, 24-30, 30-24
10/30/04	H	W	30-19, 32-30, 28-30, 30-28
10/8/05	A	L	28-30, 25-30, 30-19, 30-26, 14-16
11/5/05	H	W	30-25, 30-23, 30-19
9/16/06	A	W	30-27, 30-28, 30-22

10/21/06	H	W	30-21, 30-27, 33-31
9/12/07	A	L	19-30, 24-30, 30-24, 30-27, 12-15
11/3/07	H	W	32-34, 30-20, 30-15, 30-19
10/8/08	A	W	25-21, 25-16, 25-11
10/25/08	H	W	20-25, 22-25, 25-20, 25-23, 19-17
10/14/09	H	W	25-23, 21-25, 25-19, 25-17
11/7/09	A	W	25-21, 25-23, 25-18
10/13/10	A	W	24-26, 20-25, 25-15, 26-24, 28-26
11/20/10	H	L	25-21, 20-25, 25-18, 16-25, 12-15
8/26/16	N	W	20-25, 25-19, 24-26, 25-18, 15-8

## Troy (1-0)

Date	Loc.	Res.	Score by Games
8/29/08	N	W	25-20, 25-19, 25-22

## Tulane (0-1)

8/24/07	A	L	30-24, 30-27, 28-30, 20-30, 14-16
---------	---	---	-----------------------------------

## Tulsa (0-1)

Date	Loc.	Res.	Score by Games
10/24/86	N	L	14-16, 15-17, 8-15

## UC Davis (0-1)

Date	Loc.	Res.	Score by Games
8/26/11	A	L	25-23, 17-25, 23-25, 22-25

## UCLA (3-13)

Date	Loc.	Res.	Score by Games
11/13/92	A	L	11-15, 6-15, 6-15
8/30/02	N	L	15-30, 28-30, 30-26, 27-30
9/1/06	N	L	25-30, 25-30, 25-30
10/2/11	H	L	18-25, 16-25, 20-25
10/21/11	A	L	17-25, 15-25, 25-19, 23-25
10/19/12	A	L	20-25, 16-25, 24-26
11/9/12	H	L	15-25, 22-25, 12-25
9/27/13	H	W	27-29, 25-15, 24-26, 25-23, 15-12
10/12/14	A	W	23-25, 26-24, 25-12, 25-17
11/6/14	H	L	17-25, 21-25, 23-25
10/11/15	H	L	24-26, 15-25, 19-25
11/4/15	A	L	23-25, 24-26, 17-25
10/2/16	H	W	25-21, 24-26, 25-15, 28-26
10/28/16	A	L	16-25, 16-25, 25-19, 25-19, 9-15
10/21/17	H	L	17-25, 25-15, 25-18, 26-28, 14-16
11/09/17	A	L	23-25, 18-25, 20-25

## UMBC (1-0)

Date	Loc.	Res.	Score by Games
9/7/12	A	W	25-17, 21-25, 25-23, 20-25, 15-6

## UNC - Wilmington (1-0)

Date	Loc.	Res.	Score by Games
8/31/07	H	W	30-17, 30-18, 30-12

## UNLV (1-0)

Date	Loc.	Res.	Score by Games
8/26/11	A	W	25-15, 25-19, 20-25, 25-18

## Utah (8-11)

Date	Loc.	Res.	Score by Games
10/28/88	H	W	15-7, 15-8, 15-7
9/13/96	H	W	15-7, 16-14, 15-13
8/30/97	A	W	15-11, 15-9, 15-9
12/2/99	N	L	10-15, 6-15, 15-17
9/8/01	A	L	30-22, 30-21, 27-30, 22-30, 10-15
9/13/11	H	L	22-25, 21-25, 21-25
11/23/11	A	L	23-25, 21-25, 25-27
9/19/12	H	W	25-21, 25-20, 25-21
11/23/12	A	L	25-14, 16-25, 23-25, 16-25
9/24/13	A	L	19-25, 25-21, 18-25, 26-24, 12-15
11/27/13	H	W	16-25, 25-23, 23-25, 25-22, 16-14
9/25/14	H	W	25-14, 25-16, 25-27, 22-25, 15-12
11/28/14	A	L	25-22, 22-25, 19-25, 19-25
9/23/15	H	L	17-25, 24-26, 25-21, 21-25
11/27/15	H	W	19-25, 25-21, 25-15, 25-17
9/21/16	H	L	18-25, 25-15, 25-21, 16-25, 18-20
11/25/16	A	W	25-19, 16-25, 25-20, 20-25, 15-13
9/22/17	A	L	14-25, 25-16, 20-25, 17-25
11/24/17	H	L	25-13, 19-25, 23-25, 24-26

## Utah State (0-1)

Date	Loc.	Res.	Score by Games
11/13/86	H	L	9-15, 15-11, 7-15, 4-15

## Valparaiso (1-0)

Date	Loc.	Res.	Score by Games
8/28/09	N	W	31-29, 25-23, 25-21

## Villanova (2-0)

Date	Loc.	Res.	Score by Games
9/6/97	N	W	15-10, 13-15, 15-10, 15-3
9/14/03	H	W	30-20, 30-20, 30-25

## Virginia Tech (1-0)

Date	Loc.	Res.	Score by Games
9/19/92	N	W	15-10, 15-9, 15-12

## Wake Forest (1-0)

Date	Loc.	Res.	Score by Games
9/2/17	H	W	25-23, 25-18, 25-19

## Washington (4-12)

Date	Loc.	Res.	Score by Games
9/14/91	A	L	11-15, 10-15, 15-9, 14-16
9/1/94	H	W	15-13, 15-7, 10-15, 16-14
12/1/06	H	L	15-30, 30-22, 26-30, 24-30
10/7/11	A	L	14-25, 21-25, 20-25
11/19/11	H	L	18-25, 20-25, 20-25
10/7/12	H	L	17-25, 16-25, 22-25
11/2/12	A	L	19-25, 15-25, 15-25
10/4/13	H	W	25-17, 26-24, 15-25, 25-19
11/3/13	A	L	18-25, 15-25, 19-25
10/26/14	A	L	26-28, 29-31, 14-25
11/13/14	H	W	27-25, 26-24, 17-25, 23-25, 15-11
9/27/15	A	L	20-25, 17-25, 22-25
10/16/16	A	L	12-25, 16-25, 21-25
11/18/16	H	L	23-25, 13-25, 25-21, 15-25
10/8/17	A	L	24-26, 22-25, 14-25
11/3/17	H	W	25-22, 25-18, 25-22

## Washington State (10-4)

Date	Loc.	Res.	Score by Games
9/11/99	N	W	12-15, 15-9, 15-11, 15-10
10/8/11	A	L	23-25, 23-25, 12-25
11/18/11	H	W	21-25, 22-25, 27-25, 25-20, 15-6
10/5/12	H	W	25-17, 25-17, 29-27
10/31/12	A	L	21-25, 9-25, 19-25
10/6/13	H	W	25-17, 25-21, 25-27, 25-19
11/1/13	A	W	22-25, 19-25, 25-15, 25-20, 15-13
10/24/14	A	W	26-24, 25-22, 25-20
11/16/14	H	W	26-24, 24-26, 19-25, 25-16, 15-12
11/25/15	H	W	19-25, 25-13, 25-20, 19-25, 18-16
10/14/16	A	W	25-15, 19-25, 25-19, 19-25, 15-13
11/20/16	H	L	23-25, 20-25, 14-25
10/6/17	A	L	23-25, 19-25, 25-22, 28-30
11/1/17	H	W	25-14, 25-17, 25-23

## Weber State (2-0)

Date	Loc.	Res.	Score by Games
9/4/90	H	W	15-6, 15-10, 15-6
9/18/15	H	W	27-25, 25-16, 25-18

## Western Kentucky (2-0)



# ALL-TIME BUFFS: A-B

## Naghede Abu • #14 • MB • 6-4 • Riverside, Calif. (Norte Vista)

Overall	MP-MS	GP	Kills	Err	Att	Pct.	KPG	Ast	APG	Ace	Digs	DPG	BS	BA	TB	BPG	Pts.	P/M
2015-Fr.	31-29	118	139	54	335	.254	1.18	3	0.03	1	12	0.10	15	127	142	1.20	218.0	156.5
2016-So.	30-30	121	205	55	465	.323	1.69	0	0.00	0	13	0.11	15	138	153	1.26	289.0	216.0
2017-Jr.	34-34	128	268	70	575	.344	2.09	0	0.00	0	13	0.10	19	134	153	1.20	354.0	267.0
<b>Totals</b>	<b>96-94</b>	<b>367</b>	<b>612</b>	<b>179</b>	<b>1375</b>	<b>.315</b>	<b>1.67</b>	<b>3</b>	<b>0.01</b>	<b>1</b>	<b>38</b>	<b>0.10</b>	<b>49</b>	<b>399</b>	<b>448</b>	<b>1.22</b>	<b>861.5</b>	<b>639.5</b>

## Emily Alexis • #14 • OH/RS • 5-11 • Brighton, Colo. (Prairie View)

Overall	MP-MS	GP	Kills	Err	Att	Pct.	KPG	Ast	APG	Ace	Digs	DPG	BS	BA	TB	BPG	Pts.	P/M
2011-So.	30-14	90	159	104	434	.111	1.77	6	0.07	5	114	1.27	7	9	16	0.18	175.5	41.5
2012-Jr.	27-14	83	123	63	392	.153	1.48	9	0.11	4	104	1.25	1	28	29	0.35	142.0	38.0
2013-Sr.	7-2	14	14	12	49	.041	1.00	1	0.07	0	15	1.07	1	3	4	0.29	16.5	-1.5
<b>Totals</b>	<b>64-30</b>	<b>187</b>	<b>296</b>	<b>179</b>	<b>935</b>	<b>.125</b>	<b>1.58</b>	<b>16</b>	<b>0.09</b>	<b>9</b>	<b>233</b>	<b>1.25</b>	<b>9</b>	<b>40</b>	<b>49</b>	<b>0.26</b>	<b>334.0</b>	<b>78.0</b>

## Jennifer Anderson • #6 • S • 5-9 • Crescent City, Calif. (Del Norte)

Overall	MP-MS	GP	Kills	Err	Att	Pct.	KPG	Ast	APG	Ace	Digs	DPG	BS	BA	TB	BPG	Pts.	P/M
1993-Fr.	14-0	21	1	0	5	.200	.05	20	0.95	2	5	.24	0	0	0	.00	3.0	-9.0
1994-So.	24-7	54	15	8	39	.179	.28	414	7.67	18	58	1.07	2	12	14	.26	41.0	17.0
1995-Jr.	23-2	58	8	8	26	.000	.14	226	3.90	7	58	1.00	0	7	7	.12	18.5	-17.5
<b>Totals</b>	<b>61-9</b>	<b>133</b>	<b>24</b>	<b>16</b>	<b>70</b>	<b>.114</b>	<b>.18</b>	<b>660</b>	<b>4.96</b>	<b>27</b>	<b>121</b>	<b>.91</b>	<b>2</b>	<b>19</b>	<b>21</b>	<b>.16</b>	<b>62.5</b>	<b>-9.5</b>

## Jessica Aschenbrenner • #13 • OH • 5-11 • Denver, Colo. (Cherry Creek)

Overall	MP-MS	GP	Kills	Err	Att	Pct.	KPG	Ast	APG	Ace	Digs	DPG	BS	BA	TB	BPG	Pts.	P/M
2010-Fr.	5-2	10	1	3	16	-.125	0.10	1	0.10	0	10	1.00	0	1	1	0.10	1.5	-4.5
2011-So.	29-1	89	0	1	17	-.059	0.00	17	0.19	2	97	1.09	0	0	0	0.00	2.0	-15.0
2012-Jr.	29-0	83	1	6	24	-.008	0.01	14	0.17	10	82	0.99	0	1	1	0.01	11.5	-8.5
2013-Sr.	28-1	69	1	1	4	.000	0.01	14	0.20	12	114	1.65	1	0	1	0.01	14.0	-14.0
<b>Totals</b>	<b>91-4</b>	<b>251</b>	<b>3</b>	<b>11</b>	<b>61</b>	<b>-.131</b>	<b>0.01</b>	<b>46</b>	<b>0.18</b>	<b>24</b>	<b>303</b>	<b>1.21</b>	<b>1</b>	<b>2</b>	<b>3</b>	<b>0.01</b>	<b>29.0</b>	<b>-42.0</b>

## Alexis Austin • #3 • OH • 6-2 • Houston, Texas (Cypress Falls)

Overall	MP-MS	GP	Kills	Err	Att	Pct.	KPG	Ast	APG	Ace	Digs	DPG	BS	BA	TB	BPG	Pts.	P/M
2012-Fr.	32-31	116	364	186	1032	.172	3.14	15	0.13	6	140	1.21	3	41	44	0.68	393.5	129.5
2013-So.	31-19	105	278	113	731	.225	2.65	6	0.06	2	74	0.70	5	37	42	0.40	303.5	165.5
2014-Jr.	27-12	95	303	130	753	.230	3.19	2	0.02	1	59	0.53	11	47	58	0.61	338.5	181.5
2015-Sr.	32-32	123	498	188	1192	.260	4.05	18	0.15	12	206	1.67	21	60	81	0.66	561.0	313.0
<b>Totals</b>	<b>122-94</b>	<b>439</b>	<b>1443</b>	<b>617</b>	<b>3711</b>	<b>.223</b>	<b>3.29</b>	<b>41</b>	<b>0.09</b>	<b>21</b>	<b>479</b>	<b>1.09</b>	<b>40</b>	<b>185</b>	<b>225</b>	<b>0.51</b>	<b>1596.5</b>	<b>789.5</b>

## Meghan Barkman • #2 • MB • 6-3 • Glen Ellyn, Ill. (Glenbard South)

Overall	MP-MS	GP	Kills	Err	Att	Pct.	KPG	Ast	APG	Ace	Digs	DPG	BS	BA	TB	BPG	Pts.	P/M
1999-Fr.	30-27	102	257	80	584	.303	2.52	13	0.13	9	186	.09	18	116	134	1.31	342.0	217.0
2000-So.	29-26	105	312	108	734	.278	2.97	22	0.21	9	223	2.12	20	145	165	1.57	413.5	257.5
2001-Jr.	30-29	107	346	85	725	.360	3.23	22	0.21	5	172	1.61	19	132	151	1.41	436.0	326.5
2002-Sr.	30-29	107	305	116	751	.252	2.85	24	0.22	21	184	1.72	12	103	115	1.07	389.5	237.5
<b>Totals</b>	<b>119-113</b>	<b>421</b>	<b>1220</b>	<b>389</b>	<b>2794</b>	<b>.300</b>	<b>2.98</b>	<b>81</b>	<b>0.19</b>	<b>44</b>	<b>765</b>	<b>1.81</b>	<b>69</b>	<b>496</b>	<b>565</b>	<b>1.34</b>	<b>1580.5</b>	<b>1038.5</b>

## Allison Barnes • #5 • S • 6-0 • Arlington, Texas (James Martin)

Overall	MP-MS	GP	Kills	Err	Att	Pct.	KPG	Ast	APG	Ace	Digs	DPG	BS	BA	TB	BPG	Pts.	P/M
2001-Fr.	28-16	83	26	16	85	.153	0.31	119	1.43	8	170	2.05	0	10	10	0.12	39.0	5.0
2002-So.	30-9	111	20	6	38	.368	0.18	230	2.07	30	184	1.66	0	8	8	0.07	54.0	13.0
2003-Jr.	31-29	101	73	22	164	.311	0.72	1042	10.32	33	203	2.01	1	22	23	0.23	118.0	68.0
2004-Sr.	26-2	82	6	0	10	.600	0.07	118	1.44	7	137	1.67	0	1	1	0.01	13.5	-0.5
<b>Totals</b>	<b>115-56</b>	<b>377</b>	<b>125</b>	<b>41</b>	<b>297</b>	<b>.283</b>	<b>0.33</b>	<b>1509</b>	<b>4.00</b>	<b>78</b>	<b>694</b>	<b>1.84</b>	<b>1</b>	<b>41</b>	<b>42</b>	<b>0.11</b>	<b>224.5</b>	<b>85.5</b>

## Brenda Bauernfeind • #16 • DS • 5-8 • Thornton, Colo. (Adams City/UCCS)

Overall	MP-MS	GP	Kills	Err	Att	Pct.	KPG	Ast	APG	Ace	Digs	DPG	BS	BA	TB	BPG	Pts.	P/M
1994-Sr.	2-0	4	0	0	0	.000	.00	0	0.00	0	4	1.00	0	0	0	.00	0.0	0.0

## Megan Beckwith • #3 • L/DS • 5-10 • Leesburg, Va. (Heritage)

Overall	MP-MS	GP	Kills	Err	Att	Pct.	KPG	Ast	APG	Ace	Digs	DPG	BS	BA	TB	BPG	Pts.	P/M
2010-Fr.	26-0	96	1	3	15	-.133	0.01	48	0.50	10	401	4.18	0	0	0	0.00	11.0	-53
2011-So.	29-0	103	3	0	17	.176	0.03	50	0.49	15	428	4.16	0	0	0	0.00	18.0	-36.0
<b>Totals</b>	<b>55-0</b>	<b>199</b>	<b>4</b>	<b>3</b>	<b>32</b>	<b>.031</b>	<b>0.02</b>	<b>98</b>	<b>0.49</b>	<b>25</b>	<b>829</b>	<b>4.17</b>	<b>0</b>	<b>0</b>	<b>0</b>	<b>0.00</b>	<b>29.0</b>	<b>-89.0</b>

## Richi Bigelow • #8 • OH • 5-11 • Littleton, Colo. (Dakota Ridge/Bufalo)

Overall	MP-MS	GP	Kills	Err	Att	Pct.	KPG	Ast	APG	Ace	Digs	DPG	BS	BA	TB	BPG	Pts.	P/M
2010-Jr.	21-16	77	144	92	486	.107	1.87	4	0.05	7	130	1.69	1	9	10	0.13	156.5	34.5

## Lydia Blaha • #13 • MB • 6-0 • Colorado Springs, Colo. (The Classical Academy)

Overall	MP-MS	GP	Kills	Err	Att	Pct.	KPG	Ast	APG	Ace	Digs	DPG	BS	BA	TB	BPG	Pts.	P/M
2011-Sr.	16-11	51	40	7	105	.314	0.78	1	0.02	1	7	0.14	3	26	29	0.57	57.0	31.0

## Melissa Bollinger • #10 • LS • 5-11 • Luverne, Minn. (Luverne)

Overall	MP-MS	GP	Kills	Err	Att	Pct.	KPG	Ast	APG	Ace	Digs	DPG	BS	BA	TB	BPG	Pts.	P/M
1986-Fr.	21-21	70	116	82	479	.071	1.66	5	0.07	18	179	2.56	13	13	26	.37	153.5	-43.5

## Karen Bossi • #1 • DS • 5-8 • Arvada, Colo. (Arvada West)

Overall	MP-MS	GP	Kills	Err	Att	Pct.	KPG	Ast	APG	Ace	Digs	DPG	BS	BA	TB	BPG	Pts.	P/M
1988-Fr.	29-0	87	4	2	26	.077	.05	18	0.21	0	79	.91	1	0	1	.01	5.0	-13.0

## Lara Bossow • #11 • OH • 6-0 • Vail, Colo. (Vail Mountain School)

Overall	MP-MS	GP	Kills	Err	Att	Pct.	KPG	Ast	APG	Aces	Digs	DPG	BS	BA	TB	BPG	Pts.	P/M
2003-Fr.	14-0	23	15	13	52	.038	0.65	0	0.00	0	4	0.17	1	12	13	0.57	22.0	5.0
2004-So.	28-26	98	163	55	385	.281	1.66	6	0.06	12	51	0.52	8	96	104	1.06	231.0	143.0
2005-Jr.	28-28	110	246	68	483	.369	2.24	10	0.09	22	59	0.54	4	81	85	0.77	312.5	206.5
2006-Sr.	24-19	75	150	63	364	.239	2.00	2	0.03	17	44	0.59	4	58	62	0.83	200.0	114.0
<b>Totals</b>	<b>94-73</b>	<b>306</b>	<b>574</b>	<b>199</b>	<b>1284</b>	<b>.292</b>	<b>1.88</b>	<b>18</b>	<b>0.06</b>	<b>39</b>	<b>158</b>	<b>0.52</b>	<b>17</b>	<b>247</b>	<b>264</b>	<b>0.87</b>	<b>765.5</b>	<b>468.5</b>

## Shana Bowen • #16 • LS/MB • 6-2 • San Diego, Calif. (Scripps Ranch)

Overall	MP-MS	GP	Kills	Err	Att	Pct.	KPG	Ast	APG	Ace	Digs	DPG	BS	BA	TB	BPG	Pts.	P/M
1996-Fr.	19-1	35	28	12	65	.246	.80	2	0.06	10	22	.63	2	10	12	.34	45.0	13.0
1997-So.	18-3	39	58	20	129	.295	1.49	4	0.10	9	60	1.54	2	21	23	.59	79.5	45.5
1998-Jr.	26-12	67	168	50	343	.344	2.51	9	0.13	13	102	1.52	6	61	67	1.00	207.5	157.5
1999-Sr.	29-28	97	278	182	876	.110	2.87	41	0.42	24	269	2.77	3	43	46	.47	325.5	79.5
<b>Totals</b>	<b>92-44</b>	<b>238</b>	<b>532</b>	<b>264</b>	<b>1413</b>	<b>.198</b>	<b>2.23</b>	<b>56</b>	<b>0.23</b>	<b>56</b>	<b>453</b>	<b>1.90</b>	<b>13</b>	<b>135</b>	<b>148</b>	<b>.62</b>	<b>657.5</b>	<b>295.5</b>



Alexis Austin



Meghan Barkman



Allison Barnes





# ALL-TIME BUFFS: B-C



Nicole Carr



Alex  
Buth



Kelly  
Campbell



Meghan  
Capra



Stephanie  
Chiang

## Nicki Brown • #8 • OH • 5-11 • Santa Barbara, Calif. (Dos Pueblos)

Overall	MP-MS	GP	Kills	Err	Att	Pct.	KPG	Ast	APG	Ace	Digs	DPG	BS	BA	TB	BPG	Pts.	P/M
2011-Fr.	12-4	30	4	1	13	.231	0.13	3	0.10	2	21	0.70	0	0	0	0.00	6.0	-7.0
2012-So.	2-0	3	0	0	0	.000	0.00	0	0.00	1	0	0.00	0	0	0	0.00	1.0	1.0
<b>Totals</b>	<b>14-4</b>	<b>33</b>	<b>4</b>	<b>1</b>	<b>13</b>	<b>.231</b>	<b>0.12</b>	<b>3</b>	<b>0.09</b>	<b>3</b>	<b>21</b>	<b>0.64</b>	<b>0</b>	<b>0</b>	<b>0</b>	<b>0.00</b>	<b>7.0</b>	<b>6.0</b>

## Kellie Bruce • #9 • LS • 6-0 • Fountain Valley, Calif. (Fountain Valley)

Overall	MP-MS	GP	Kills	Err	Att	Pct.	KPG	Ast	APG	Ace	Digs	DPG	BS	BA	TB	BPG	Pts.	P/M
1987-Fr.	26-7	72	87	53	242	.140	1.21	10	0.14	18	79	1.10	1	6	7	.10	109.0	-26.0

## Kathleen Bunce • #10 • MB • 6-0 • Laguna Beach, Calif. (Capistrano Valley/Loyola)

Overall	MP-MS	GP	Kills	Err	Att	Pct.	KPG	Ast	APG	Ace	Digs	DPG	BS	BA	TB	BPG	Pts.	P/M
1995-Jr.	28-13	101	77	36	193	.212	.76	6	0.06	14	154	1.52	5	53	58	.57	122.5	55.5
1996-Sr.	29-6	95	81	20	207	.295	.85	5	0.05	5	160	1.68	1	32	33	.35	103.0	55.0
<b>Totals</b>	<b>57-19</b>	<b>196</b>	<b>158</b>	<b>56</b>	<b>400</b>	<b>.255</b>	<b>.81</b>	<b>11</b>	<b>0.06</b>	<b>19</b>	<b>314</b>	<b>1.60</b>	<b>6</b>	<b>85</b>	<b>91</b>	<b>.46</b>	<b>225.5</b>	<b>110.5</b>

## Kaitlyn Burkett • #22 • S • 6-1 • Colorado Springs, Colo. (St. Mary's)

Overall	MP-MS	GP	Kills	Err	Att	Pct.	KPG	Ast	APG	Ace	Digs	DPG	BS	BA	TB	BPG	Pts.	P/M
2006-Fr.	7-0	8	5	0	9	.556	0.62	34	4.25	0	6	0.75	0	3	3	0.38	6.5	6.5
2007-So.	28-28	108	88	21	244	.275	0.81	1285	11.90	20	170	1.57	9	52	61	0.56	143.0	47
2008-Jr.	29-29	104	84	19	198	.328	0.81	1036	9.96	13	225	2.16	7	53	60	0.58	130.5	84.5
2009-Sr.	29-26	86	67	11	149	.376	0.78	646	7.51	8	151	1.76	3	22	25	0.29	89.0	43.0
<b>Totals</b>	<b>93-79</b>	<b>306</b>	<b>244</b>	<b>51</b>	<b>600</b>	<b>.322</b>	<b>0.80</b>	<b>3001</b>	<b>9.81</b>	<b>41</b>	<b>552</b>	<b>1.80</b>	<b>19</b>	<b>130</b>	<b>149</b>	<b>0.49</b>	<b>369.0</b>	<b>181.0</b>

## Alexandra Buth • #8 • RS/Opp • 5-10 • East Grand Rapids, Mich. (East Grand Rapids)

Overall	MP-MS	GP	Kills	Err	Att	Pct.	KPG	Ast	APG	Ace	Digs	DPG	BS	BA	TB	BPG	Pts.	P/M
2005-Fr.	27-2	84	25	9	53	.302	0.30	6	0.07	28	44	0.52	0	5	5	0.06	55.5	-40.5
2006-So.	29-28	108	231	117	597	.191	2.14	60	0.56	27	213	1.97	7	60	67	0.62	295.0	87.0
2007-Jr.	28-28	109	333	124	801	.261	3.06	67	0.61	16	262	2.40	5	71	76	0.70	389.5	169.5
2008-Sr.	29-29	104	276	116	784	.204	2.65	76	0.73	15	283	2.72	3	70	73	0.70	329.0	128.0
<b>Totals</b>	<b>113-87</b>	<b>405</b>	<b>865</b>	<b>366</b>	<b>2235</b>	<b>.223</b>	<b>2.14</b>	<b>209</b>	<b>0.52</b>	<b>86</b>	<b>802</b>	<b>1.98</b>	<b>15</b>	<b>206</b>	<b>221</b>	<b>0.55</b>	<b>1069.0</b>	<b>344.0</b>

## Wendy Callahan • #6 • LS • 5-11 • Parker, Colo. (Ponderosa/Montana State)

Overall	MP-MS	GP	Kills	Err	Att	Pct.	KPG	Ast	APG	Ace	Digs	DPG	BS	BA	TB	BPG	Pts.	P/M
1987-Jr.	29-28	100	173	97	534	.142	1.73	14	0.14	14	161	1.61	16	45	61	.61	225.5	64.5
1988-Sr.	35-20	98	133	39	309	.304	1.36	7	0.07	10	82	.84	21	42	63	.64	185.0	111.0
<b>Totals</b>	<b>64-48</b>	<b>198</b>	<b>306</b>	<b>136</b>	<b>843</b>	<b>.202</b>	<b>1.54</b>	<b>21</b>	<b>0.11</b>	<b>24</b>	<b>243</b>	<b>1.23</b>	<b>37</b>	<b>87</b>	<b>124</b>	<b>.63</b>	<b>410.5</b>	<b>175.5</b>

## Kelly Campbell • #3 • S • 6-1 • Corona Del Mar, Calif. (Corona Del Mar)

Overall	MP-MS	GP	Kills	Err	Att	Pct.	KPG	Ast	APG	Ace	Digs	DPG	BS	BA	TB	BPG	Pts.	P/M
1996-Fr.	29-29	103	126	36	301	.299	1.22	1519	14.75	15	308	2.99	8	48	56	.54	173.0	88.0
1997-So.	31-31	111	90	23	249	.269	.81	1582	14.25	23	282	2.54	4	66	70	.63	150.0	86.0
1998-Jr.	30-30	107	180	35	357	.406	1.68	1572	14.69	31	321	3.00	4	59	63	.59	244.5	157.5
1999-Sr.	30-30	110	196	54	438	.324	1.78	1555	14.14	23	336	3.05	7	68	75	.68	260.0	175.0
<b>Totals</b>	<b>120-120</b>	<b>431</b>	<b>592</b>	<b>148</b>	<b>1345</b>	<b>.330</b>	<b>1.37</b>	<b>6228</b>	<b>14.45</b>	<b>92</b>	<b>1247</b>	<b>2.89</b>	<b>23</b>	<b>241</b>	<b>264</b>	<b>.61</b>	<b>827.5</b>	<b>506.5</b>

## Meghan Capra • #2 • DS • 5-3 • Denver, Colo. (Marycrest)

Overall	MP-MS	GP	Kills	Err	Att	Pct.	KPG	Ast	APG	Ace	Digs	DPG	BS	BA	TB	BPG	Pts.	P/M
1986-So.	20-0	44	0	1	3	-.333	.00	1	0.02	4	26	.59	0	0	0	.00	4.0	-10.0
1987-Jr.	15-0	37	0	0	4	.000	.00	0	0.00	1	12	.80	0	0	0	.00	1.0	-9.0
1988-Sr.	17-0	27	0	0	2	.000	.00	3	0.18	0	4	.24	0	0	0	.00	0.0	-4.0
<b>Totals</b>	<b>52-0</b>	<b>108</b>	<b>0</b>	<b>1</b>	<b>9</b>	<b>-.111</b>	<b>.00</b>	<b>4</b>	<b>0.04</b>	<b>5</b>	<b>42</b>	<b>.39</b>	<b>0</b>	<b>0</b>	<b>0</b>	<b>.00</b>	<b>5.0</b>	<b>-23.0</b>

## Nicole Carr • #10 • OH • 6-0 • Wauwatosa, Wis. (Wauwatosa East)

Overall	MP-MS	GP	Kills	Err	Att	Pct.	KPG	Ast	APG	Ace	Digs	DPG	BS	BA	TB	BPG	Pts.	P/M
2002-Fr.	30-22	97	176	132	522	.084	1.81	45	0.46	4	259	2.67	5	19	24	0.25	194.5	34.5
2003-So.	31-30	111	331	174	889	.177	2.98	46	0.41	25	388	3.50	9	29	38	0.34	379.5	161.5
2004-Jr.	28-27	95	237	157	732	.109	2.49	39	0.41	14	239	2.52	6	21	27	0.28	267.5	63.5
2005-Sr.	28-28	110	245	119	742	.170	2.23	37	0.34	12	284	2.58	8	31	39	0.35	280.5	106.5
<b>Totals</b>	<b>117-107</b>	<b>413</b>	<b>989</b>	<b>582</b>	<b>2885</b>	<b>.141</b>	<b>2.39</b>	<b>167</b>	<b>0.40</b>	<b>55</b>	<b>1170</b>	<b>2.83</b>	<b>28</b>	<b>100</b>	<b>128</b>	<b>0.31</b>	<b>1122.0</b>	<b>366.0</b>

## Gabby Carta-Samuels • #3 • DS • 5-6 • Saratoga, Calif. (Archbishop Mitty)

Overall	MP-MS	GP	Kills	Err	Att	Pct.	KPG	Ast	APG	Ace	Digs	DPG	BS	BA	TB	BPG	Pts.	P/M
2015-Fr.	14-0	26	0	0	0	.000	0.00	2	0.05	1	20	0.77	0	0	0	0.00	1.0	-9.0
2016-So.	20-0	58	1	0	2	.500	0.02	2	0.03	6	21	0.36	0	0	0	0.00	7.0	-1.0
2017-Jr.	33-0	118	2	0	6	.333	0.02	85	0.72	8	414	3.51	0	0	0	0.00	10.0	-4.0
<b>Totals</b>	<b>67-0</b>	<b>202</b>	<b>3</b>	<b>0</b>	<b>8</b>	<b>.375</b>	<b>0.01</b>	<b>89</b>	<b>0.44</b>	<b>15</b>	<b>455</b>	<b>2.25</b>	<b>0</b>	<b>0</b>	<b>0</b>	<b>0.00</b>	<b>18.0</b>	<b>-50.0</b>

## Stephanie Chiang • #3 • DS • 5-3 • Irvine, Calif. (Irvine)

Overall	MP-MS	GP	Kills	Err	Att	Pct.	KPG	Ast	APG	Ace	Digs	DPG	BS	BA	TB	BPG	Pts.	P/M
1990-Fr.	33-1	111	0	2	11	-.182	.00	5	0.05	17	145	1.31	0	0	0	.00	17.0	-9.0
1991-So.	34-0	117	3	0	11	.273	.03	3	0.03	25	161	1.38	0	0	0	.00	28.0	-19.0
1992-Jr.	29-0	92	0	0	5	.000	.00	6	0.07	18	95	1.03	0	0	0	.00	18.0	-9.0
<b>Totals</b>	<b>96-1</b>	<b>320</b>	<b>3</b>	<b>2</b>	<b>27</b>	<b>.037</b>	<b>.01</b>	<b>14</b>	<b>0.04</b>	<b>60</b>	<b>401</b>	<b>1.25</b>	<b>0</b>	<b>0</b>	<b>0</b>	<b>.00</b>	<b>63.0</b>	<b>-37.0</b>

## Anne Marie Cochran • #13 • DS • 5-7 • Saratoga, Calif. (Klein [Texas]/Foothill)

Overall	MP-MS	GP	Kills	Err	Att	Pct.	KPG	Ast	APG	Ace	Digs	DPG	BS	BA	TB	BPG	Pts.	P/M
1995-So.	4-0	7	0	0	0	.000	.00	0	0.00	0	5	.71	0	0	0	.00	0.0	0.0

## Kat Constantine • #23 • DS/L • 5-6 • Saratoga, Calif. (St. Francis Mountainview)

Overall	MP-MS	GP	Kills	Err	Att	Pct.	KPG	Ast	APG	Ace	Digs	DPG	BS	BA	TB	BPG	Pts.	P/M
2010-Fr.	6-0	8	0	0	0	.000	0.00	1	0.12	2	17	2.12	0	0	0	0.00	2.0	-3

## Katelyn Cuff • #8 • MB • 6-2 • San Diego, Calif (Torrey Pines)

Overall	MP-MS	GP	Kills	Err	Att	Pct.	KPG	Ast	APG	Ace	Digs	DPG	BS	BA	TB	BPG	Pts.	P/M
2013-Fr.	17-4	37	34	7	58	.466	0.92	2	0.05	0	5	0.14	1	17	18	0.49	43.5	34.5
2014-So.	31-24	101	142	40	301	.339	1.41	8	0.08	1	28	0.28	7	69	76	0.75	183.5	134.5
2015-Jr.	31-6	97	84	41	236	.182	0.87	5	0.05	2	33	0.34	1	37	38	0.39	105.5	48.5
2016-Sr.	16-3	50	82	12	146	.479	1.64	3	0.06	2	15	0.30	0	26	26	0.52	97.0	74.0
<b>Totals</b>	<b>95-37</b>	<b>285</b>	<b>342</b>	<b>100</b>	<b>741</b>	<b>.327</b>	<b>1.20</b>	<b>18</b>	<b>0.06</b>	<b>4</b>	<b>81</b>	<b>0.28</b>	<b>9</b>	<b>149</b>	<b>158</b>	<b>0.55</b>	<b>429.5</b>	<b>291.5</b>

## Megan Cyr • #13 • S • 6-0 • St. Andrews, Manitoba, Canada (Lord Selkirk)

Overall	MP-MS	GP	Kills	Err	Att	Pct.	KPG	Ast	APG	Ace	Digs	DPG	BS	BA	TB	BPG
---------	-------	----	-------	-----	-----	------	-----	-----	-----	-----	------	-----	----	----	----	-----



# ALL-TIME BUFFS: D-E

## Abbie D'Agosta • #11 • DS • 5-7 • Windsor, Colo. (Fossil Ridge)

Overall	MP-MS	GP	Kills	Err	Att	Pct.	KPG	Ast	APG	Ace	Digs	DPG	BS	BA	TB	BPG	Pts.	P/M
2015-Fr.	31-16	109	1	2	6	.167	0.01	23	0.21	8	160	1.47	0	0	0	0.00	9.0	-42.0

## Brynna DeLuzio • #10 • S/L • 5-10 • Windermere, Fla. (The First Academy)

Overall	MP-MS	GP	Kills	Err	Att	Pct.	KPG	Ast	APG	Ace	Digs	DPG	BS	BA	TB	BPG	Pts.	P/M
2017-Fr.	34-34	128	59	15	134	.328	0.46	1411	11.02	29	301	2.35	3	44	47	0.37	113.0	60.0

## Denise Deluzio • #7 • RS • 5-11 • Arvada, Colo. (Pomona)

Overall	MP-MS	GP	Kills	Err	Att	Pct.	KPG	Ast	APG	Ace	Digs	DPG	BS	BA	TB	BPG	Pts.	P/M
1986-So.	12-4	30	20	9	78	.141	.67	1	0.03	3	26	.87	0	3	3	.03	24.5	-9.5

## Emily DeMure • #9 • S/OPP • 6-1 • Granite Bay, Calif. (Granite Bay/Penn State)

Overall	MP-MS	GP	Kills	Err	Att	Pct.	KPG	Ast	APG	Ace	Digs	DPG	BS	BA	TB	BPG	Pts.	P/M
2017-RFr.	21-0	40	1	1	4	.000	0.03	38	0.95	0	9	0.22	0	0	0	0.00	1.0	-3.0

## Darla DeRuiter • #7 • MB • 6-1 • Gilcrest, Colo. (Valley/Colorado State)

Overall	MP-MS	GP	Kills	Err	Att	Pct.	KPG	Ast	APG	Ace	Digs	DPG	BS	BA	TB	BPG	Pts.	P/M
1988-Sr.	35-17	92	147	49	311	.315	1.60	5	0.05	13	41	.45	28	33	61	.66	204.5	105.5

## Brooke Donahue • #13 • DS • 5-8 • Manhattan Beach, Calif. (Mira Costa)

Overall	MP-MS	GP	Kills	Err	Att	Pct.	KPG	Ast	APG	Ace	Digs	DPG	BS	BA	TB	BPG	Pts.	P/M
2001-Fr.	25-0	56	0	0	4	.000	.00	4	0.07	5	56	1.00	0	0	0	.00	5.0	-1.0

## Lauren Dorrell • #21 • OH • 6-0 • Brentwood, Tenn. (Father Ryan)

Overall	MP-MS	GP	Kills	Err	Att	Pct.	KPG	Ast	APG	Ace	Digs	DPG	BS	BA	TB	BPG	Pts.	P/M
2017-RFr.	15-1	25	14	6	56	.143	0.56	0	0.00	0	5	0.20	0	9	9	0.36	18.5	11.5

## Karrie Downey • #10 • LS • 5-10 • La Mesa, Calif. (Helix)

Overall	MP-MS	GP	Kills	Err	Att	Pct.	KPG	Ast	APG	Ace	Digs	DPG	BS	BA	TB	BPG	Pts.	P/M
1991-Fr.	35-35	114	440	168	1108	.245	3.86	20	0.18	45	371	3.25	15	41	56	.49	520.5	163.5
1992-So.	31-31	107	387	198	1022	.185	3.62	27	0.25	31	303	2.83	15	37	52	.49	451.5	99.5
1993-Jr.	32-30	112	501	230	1259	.215	4.47	26	0.23	44	414	3.70	22	35	57	.51	584.5	237.5
1994-Sr.	31-29	103	462	188	1276	.215	4.49	42	0.41	32	452	4.39	31	35	66	.64	542.5	265.5
Totals	129-125	436	1790	784	4665	.216	4.11	115	0.26	152	1,540	3.53	83	148	231	.53	2099.0	766.0

## Pi'ikea Dudoit • #14 • LS • 5-11 • Honolulu, Hawai'i (Kamehameha)

Overall	MP-MS	GP	Kills	Err	Att	Pct.	KPG	Ast	APG	Ace	Digs	DPG	BS	BA	TB	BPG	Pts.	P/M
2001-Fr.	10-0	12	3	3	17	.000	.25	4	0.33	0	1	.08	0	5	5	.42	5.5	-.5

## Devon Dykstra • #15 • L/OH • 5-10 • Redondo Beach (Redondo Union)

Overall	MP-MS	GP	Kills	Err	Att	Pct.	KPG	Ast	APG	Ace	Digs	DPG	BS	BA	TB	BPG	Pts.	P/M
2008-Fr.	1-0	1	0	0	0	.000	0.00	1	1.00	0	0	0.00	0	0	0	0.00	0.0	0.0

## Kelly Eddy • #3 • MB • 5-11 • Golden, Colo. (Longmont)

Overall	MP-MS	GP	Kills	Err	Att	Pct.	KPG	Ast	APG	Ace	Digs	DPG	BS	BA	TB	BPG	Pts.	P/M
1986-Fr.	15-15	48	40	28	133	.090	.83	8	0.17	0	30	.63	19	21	40	.83	69.5	17.5

## Nicole Edelman • #5 • S • 6-0 • Boulder, Colo. (Fairview)

Overall	MP-MS	GP	Kills	Err	Att	Pct.	KPG	Ast	APG	Ace	Digs	DPG	BS	BA	TB	BPG	Pts.	P/M
2012-Fr.	32-32	115	99	28	235	.302	0.86	1060	9.22	27	203	1.77	5	69	74	0.64	165.5	91.5
2013-So.	31-29	113	89	15	201	.368	0.79	1145	10.13	13	249	2.20	8	44	52	0.46	132.0	78.0
2014-Jr.	29-24	112	26	3	64	.359	0.23	844	7.54	14	227	2.03	4	12	16	0.14	50.0	11.0
2015-Sr.	32-32	124	104	38	289	.228	0.84	1229	9.91	25	266	2.15	3	57	60	0.48	160.5	69.5
Totals	124-119	464	318	82	769	.297	0.69	4278	9.22	79	945	2.04	20	182	202	0.44	508.0	250.0

## Schylur Edelman • #2 • MB • 6-1 • Sterling, Colo. (Sterling)

Overall	MP-MS	GP	Kills	Err	Att	Pct.	KPG	Ast	APG	Ace	Digs	DPG	BS	BA	TB	BPG	Pts.	P/M
2007-Fr.	27-26	105	219	93	35	.200	2.09	7	0.07	8	45	0.46	13	94	107	1.02	287.0	174
2008-So.	29-29	103	184	76	454	.238	1.79	15	0.15	5	55	0.53	13	87	100	0.97	245.5	136.5
2009-Jr.	17-17	57	85	30	229	.240	1.49	12	0.21	3	43	0.75	4	32	36	0.63	108.0	54.0
Totals	74-72	266	488	199	1218	.237	1.83	34	0.13	16	146	0.55	30	213	243	0.91	640.5	364.5

## Katie Elfsten • #8 • LS • 5-8 • Laguna Beach, Calif. (Laguna Beach)

Overall	MP-MS	GP	Kills	Err	Att	Pct.	KPG	Ast	APG	Ace	Digs	DPG	BS	BA	TB	BPG	Pts.	P/M
1988-Fr.	17-0	46	0	2	3	-.667	.00	1	0.02	5	28	.61	0	0	0	.00	5.0	-8.0

## Kacey Engel • #17 • MB • 6-1 • Arvada, Colo. (Arvada West)

Overall	MP-MS	GP	Kills	Err	Att	Pct.	KPG	Ast	APG	Ace	Digs	DPG	BS	BA	TB	BPG	Pts.	P/M
1992-Fr.	1-0	1	0	0	0	—	.00	0	0.00	0	0	.00	0	0	0	.00	0.0	-1.0
1993-RFr.	13-0	15	16	9	51	.137	1.07	4	0.33	3	3	.20	1	5	6	.40	22.5	7.5
1994-So.	3-0	3	4	2	8	.250	1.33	0	0.00	0	2	.67	0	1	1	.33	4.5	.5
Totals	16-0	18	20	11	59	.153	1.11	4	0.22	3	5	.28	1	6	7	.39	27.0	7.0

Engel received a medical hardship in the 1992 overall.

## Kristin (Dorsch) Engelking • #8 • MB • 5-11 • Cypress, Texas (Cypress Fairbanks)

Overall	MP-MS	GP	Kills	Err	Att	Pct.	KPG	Ast	APG	Ace	Digs	DPG	BS	BA	TB	BPG	Pts.	P/M
1996-Fr.	26-1	73	81	44	201	.184	1.11	25	0.34	6	66	.90	4	18	22	.30	100.0	23.0
1997-So.	29-5	59	116	66	334	.150	1.97	8	0.07	5	98	1.66	3	11	14	.24	129.5	24.5
1998-Jr.	30-29	105	350	105	690	.355	3.33	15	0.14	7	104	.99	17	109	126	1.20	428.5	323.5
1999-Sr.	30-29	105	377	114	744	.353	3.59	19	0.18	16	188	1.79	5	77	82	.78	436.5	277.5
Totals	115-64	342	924	329	1969	.302	2.70	67	0.19	34	456	1.33	29	215	244	.71	1094.5	648.5

## Kelsey English • #1 • MB/RS • 6-2 • Colorado Springs, Colo. (Doherty)

Overall	MP-MS	GP	Kills	Err	Att	Pct.	KPG	Ast	APG	Ace	Digs	DPG	BS	BA	TB	BPG	Pts.	P/M
2011-Fr.	29-26	100	191	89	483	.211	1.91	4	0.04	13	60	0.60	0	43	43	0.43	225.5	102.5
2012-So.	32-32	116	218	70	469	.316	1.88	7	0.06	16	47	0.41	8	84	92	0.79	284.0	188.0
2013-Jr.	32-30	117	213	50	452	.361	1.82	13	0.11	42	83	0.71	3	81	84	0.72	298.5	201.5
2014-Sr.	27-12	74	60	23	132	.280	0.71	8	0.11	19	47	0.64	6	23	29	0.39	96.5	40.5
Totals	120-100	407	682	232	1536	.293	1.68	32	0.08	90	237	0.58	17	231	248	0.61	904.5	532.5

## Katie Evanyo • #19 • DS/L • 5-10 • Littleton, Colo. (Chatfield/Florida Atlantic)

Overall	MP-MS	GP	Kills	Err	Att	Pct.	KPG	Ast	APG	Ace	Digs	DPG	BS	BA	TB	BPG	Pts.	P/M
2009-Jr.	14-1	46	11	8	46	.065	0.24	7	0.15	3	95	2.07	0	0	0	0.00	14.0	-12.0



Karrie Downey



Schylur Edelman



Kristen Engelking



Kelsey English



Nicole Edelman



# ALL-TIME BUFFS: F-H



Monique Gerlach



Sara  
Fredrickson



Mallory  
Gibson



Elizabeth  
Gower



Allie  
Griffin

## Lauren Fanelli • #5 • S • 5-9 • Moon Township, Penn. (Moon Area)

Overall	MP-MS	GP	Kills	Err	Att	Pct.	KPG	Ast	APG	Ace	Digs	DPG	BS	BA	TB	BPG	Pts.	P/M
2007-Fr.	5-0	8	0	0	5	.000	0.00	33	4.12	0	3	0.38	0	0	0	0.00	0.0	-2

## Ali Flynn • #7 • OH/RS • 6-2 • Aptos, Calif. (Aptos)

Overall	MP-MS	GP	Kills	Err	Att	Pct.	KPG	Ast	APG	Ace	Digs	DPG	BS	BA	TB	BPG	Pts.	P/M
2010-Fr.	5-1	18	6	11	38	.132	0.33	0	0.00	0	6	0.33	1	6	7	0.39	10.0	-4

## Becah Fogel • #21 • OH • 5-11 • Leander, Texas, (Vista Ridge)

Overall	MP-MS	GP	Kills	Err	Att	Pct.	KPG	Ast	APG	Ace	Digs	DPG	BS	BA	TB	BPG	Pts.	P/M
2008-Fr.	4-0	5	1	1	11	.000	0.20	0	0.00	0	2	0.40	0	0	0	0.00	1.0	0.0
2009-So.	28-28	89	289	166	930	.132	3.25	11	0.12	16	225	2.53	5	20	25	0.28	320.0	68.0
Totals	32-28	94	290	167	941	.131	3.09	11	0.12	16	227	2.41	5	20	25	0.27	321.0	68.0

## Sara Fredrickson • #8 • MB/RS • 6-0 • Pagosa Springs, Colo. (Pagosa Springs/UCSB)

Overall	MP-MS	GP	Kills	Err	Att	Pct.	KPG	Ast	APG	Ace	Digs	DPG	BS	BA	TB	BPG	Pts.	P/M
2000-So.	24-7	54	53	31	148	.149	.98	19	0.35	1	54	1.06	3	27	30	.59	70.5	31.5
2001-Jr.	23-0	36	37	20	90	.189	1.03	2	0.06	5	18	.53	2	24	26	.79	56.0	33.0
2002-Sr.	22-8	61	105	68	326	.113	1.72	20	0.33	11	94	1.54	8	19	27	.44	133.5	34.5
Totals	69-15	151	195	119	564	.136	1.29	41	0.27	17	166	1.09	13	70	83	.55	260.0	99.0

## Monique Gerlach • #15 • MB • 5-11 • Monarch Beach, Calif. (Santa Margarita Catholic)

Overall	MP-MS	GP	Kills	Err	Att	Pct.	KPG	Ast	APG	Ace	Digs	DPG	BS	BA	TB	BPG	Pts.	P/M
2000-Fr.	21-18	73	245	79	531	.313	3.36	16	0.22	19	114	1.56	9	70	79	1.08	308.0	196.0
2001-So.	30-30	107	387	111	803	.344	3.62	20	0.19	20	212	1.98	15	76	91	0.85	460.0	304.0
2002-Jr.	30-30	111	419	128	879	.331	3.77	29	0.26	29	167	1.50	10	82	92	0.83	499.0	315.0
2003-Sr.	31-31	111	376	120	799	.320	3.39	30	0.27	31	254	2.29	16	77	93	0.84	461.5	253.5
Totals	112-109	402	1427	438	3012	.328	3.55	95	0.24	99	747	1.86	50	305	355	0.88	1728.5	1069.5

## Mallori Gibson • #77 • OH • 5-11 • Bakersfield, Calif. (Foothill)

Overall	MP-MS	GP	Kills	Err	Att	Pct.	KPG	Ast	APG	Ace	Digs	DPG	BS	BA	TB	BPG	Pts.	P/M
2005-RFr.	5-0	8	6	8	27	-.071	0.00	0	0.00	0	3	0.38	0	2	2	0.25	7.0	-4.0
2006-Fr.	29-19	103	351	176	985	.178	3.41	9	0.09	34	113	1.10	1	29	30	0.29	400.5	145.5
2007-So.	28-12	104	322	177	950	.153	3.10	10	0.10	27	90	0.87	11	28	39	0.38	374.0	117
Totals	62-31	215	679	361	1963	.162	3.16	19	0.09	61	206	0.96	12	59	71	0.33	781.5	258.5

## Susan Gillette • #1 • S • 5-7 • Northglenn, Colo. (Northglenn/Idaho)

Overall	MP-MS	GP	Kills	Err	Att	Pct.	KPG	Ast	APG	Ace	Digs	DPG	BS	BA	TB	BPG	Pts.	P/M
1986-So.	21-	70	76	23	266	.124	1.09	306	4.37	19	192	2.74	11	27	38	.54	119.5	20.5

## Kristine Gira • #5 • LS • 5-10 • Littleton, Colo. (Heritage)

Overall	MP-MS	GP	Kills	Err	Att	Pct.	KPG	Ast	APG	Ace	Digs	DPG	BS	BA	TB	BPG	Pts.	P/M
1986-Fr.	21-16	67	46	43	191	.016	.74	11	0.18	8	107	1.73	12	17	29	.43	74.5	-57.5
1987-So.	26-0	52	3	3	24	.000	.06	4	0.08	12	106	2.04	0	2	2	.04	4.0	-14.0
Totals	47-16	109	49	46	215	.014	.45	15	0.14	20	213	1.95	12	19	31	.28	78.5	-71.5

## Elizabeth Gower • #11 • S/RS • 6-0 • Naperville, Ill. (Naperville Central)

Overall	MP-MS	GP	Kills	Err	Att	Pct.	KPG	Ast	APG	Ace	Digs	DPG	BS	BA	TB	BPG	Pts.	P/M
1999-Fr.	30-30	107	208	93	595	.193	1.94	108	1.01	32	313	2.93	3	59	62	.58	272.5	116.5
2000-So.	29-29	106	203	57	491	.297	1.92	1399	13.20	24	288	2.72	6	85	91	.86	275.5	159.5
2001-Jr.	30-30	109	214	56	523	.302	1.96	1312	12.04	23	243	2.23	3	64	67	.61	272.0	169.0
2002-Sr.	29-29	109	176	61	490	.235	1.61	1115	10.23	18	240	2.20	7	49	56	.51	225.5	128.5
Totals	118-118	431	801	267	2099	.256	1.85	3934	9.12	97	1084	2.51	19	257	276	.64	1043.5	571.5

## Allie Griffin • #9 • MB • 6-0 • Baton Rouge, La. (Sante Fe Christian, San Diego, Calif.)

Overall	MP-MS	GP	Kills	Err	Att	Pct.	KPG	Ast	APG	Ace	Digs	DPG	BS	BA	TB	BPG	Pts.	P/M
2002-Fr.	16-1	29	34	16	79	.228	1.17	5	0.17	1	4	0.14	1	11	12	0.41	41.5	22.5
2003-So.	31-31	111	343	170	834	.207	3.09	61	0.55	5	172	1.55	14	72	86	0.77	398.0	203.0
2004-Jr.	28-28	99	420	180	934	.257	4.24	58	0.59	18	231	2.33	6	85	91	0.92	487.5	215.5
2005-Sr.	27-26	106	486	191	1016	.290	4.58	62	0.58	6	213	2.01	5	72	77	0.73	533.0	296.0
Totals	102-86	345	1283	557	2863	.254	3.72	186	0.54	30	620	1.80	26	240	266	0.77	1460.0	737.0

## Rachel Hargis • #9 • MB • 6-4 • Robinson, Texas (Robinson)

Overall	MP-MS	GP	Kills	Err	Att	Pct.	KPG	Ast	APG	Ace	Digs	DPG	BS	BA	TB	BPG	Pts.	P/M
2014-Sr.	22-1	47	18	12	56	.107	0.38	0	0.00	0	5	0.11	4	23	27	0.57	33.5	17.5

## Katherine Hawkins • #17 • DS • 6-0 • Blaine, Minn. (Blaine)

Overall	MP-MS	GP	Kills	Err	Att	Pct.	KPG	Ast	APG	Ace	Digs	DPG	BS	BA	TB	BPG	Pts.	P/M
2013-Fr.	0-0	0	0	0	0	.000	0.00	0	0.00	0	0	0.00	0	0	0	0.00	0.0	0.0
2014-So.	9-0	9	0	0	0	.000	0.00	1	0.12	0	2	0.25	0	0	0	0.00	0.0	0.0
Totals	9-0	9	0	0	0	.000	0.00	1	0.12	0	2	0.25	0	0	0	0.00	0.0	0.0

## Cory Hayes • #5 • MB • 6-2 • Houston, Texas (Clements)

Overall	MP-MS	GP	Kills	Err	Att	Pct.	KPG	Ast	APG	Ace	Digs	DPG	BS	BA	TB	BPG	Pts.	P/M
*1998-Fr.	1-0	1	2	1	3	.333	2.00	0	0.00	0	0	.00	0	1	1	1.00	2.5	1.5
1999-RFr.	7-0	10	16	12	43	.093	1.60	0	0.00	0	13	1.30	0	6	6	.60	19.0	4.0
Totals	8-0	11	18	13	46	.108	1.63	0	0.00	0	13	1.18	0	7	7	0.64	21.5	5.5

\*Hayes received a Medical Redshirt after playing in the 1998 season.

## Drew Hays • #1 • IS • 6-0 • Amarillo, Texas (Amarillo HS)

Overall	MP-MS	GP	Kills	Err	Att	Pct.	KPG	Ast	APG	Ace	Digs	DPG	BS	BA	TB	BPG	Pts.	P/M
2002-Fr.	21-10	54	68	38	192	.156	1.26	13	0.24	6	13	.24	2	19	21	.39	85.5	22.5

## Joslyn Hayes • #22 • RS/MB • 6-3 • Santa Monica, Calif. (Santa Monica)

Overall	MP-MS	GP	Kills	Err	Att	Pct.	KPG	Ast	APG	Ace	Digs	DPG	BS	BA	TB	BPG	Pts.	P/M
2013-Fr.	22-3	47	29	18	118	.085	0.62	0	0.00	1	10	0.21	2	15	17	0.36	39.5	17.5
2014-So.	12-8	40	88	46	222	.189	2.20	3	0.08	5	16	0.38	4	13	17	0.43	103.5	39.5
2015-RSo.	24-8	79	117	67	357	.140	1.48	6	0.08	4	38	0.48	4	28	32	0.41	139.0	49.0
2016-Jr.	27-11	108	214	74	572	.245	1.98	8	0.07	1	48	0.44	2	93	95	0.88	262.5	177.5
2017-Sr.	34-32	124	244	87	659	.238	1.97	2	0.02	0	54	0.44	6	88	94	0.76	294.0	194.0
Totals	119-62	398	692	293	1928	.207	1.74	19	0.05	10	165	0.41	18	237	255	0.64	838.5	477.5



# ALL-TIME BUFFS: H-L

## Ellen Henry • #23 • DS/L • 5-6 • Long Beach, Calif. (Wilson)

Overall	MP-MS	GP	Kills	Err	Att	Pct.	KPG	Ast	APG	Ace	Digs	DPG	BS	BA	TB	BPG	Pts.	P/M
2007-Fr.	26-10	86	0	0	0	.000	0.00	7	0.09	3	124	1.53	0	0	0	0.00	3.0	-33
2008-So.	12-1	23	0	1	1	1.000	0.00	4	0.17	0	15	0.65	0	0	0	0.00	0.0	-7.0
2009-Jr.	14-0	40	0	0	1	.000	0.00	15	0.38	2	107	2.67	0	0	0	0.00	2.0	-26.0
<b>Totals</b>	<b>51-11</b>	<b>149</b>	<b>0</b>	<b>1</b>	<b>2</b>	<b>-.500</b>	<b>0.00</b>	<b>26</b>	<b>0.17</b>	<b>5</b>	<b>254</b>	<b>1.70</b>	<b>0</b>	<b>0</b>	<b>0</b>	<b>0.00</b>	<b>5.0</b>	<b>-66.0</b>

## Gwen Herring • #21 • DS • 5-9 • Carlsbad, Calif. (La Costa Canyon)

Overall	MP-MS	GP	Kills	Err	Att	Pct.	KPG	Ast	APG	Ace	Digs	DPG	BS	BA	TB	BPG	Pts.	P/M
2013-Fr.	0-0	0	0	0	0	.000	0.00	0	0.00	0	0	0.00	0	0	0	0.00	0.0	0.0
2014-So.	21-6	69	1	0	3	.333	0.01	11	0.16	121	1.75	0	0	0	0	0.00	12.0	-9.0
2015-Jr.	8-2	26	0	0	1	.000	0.00	3	0.12	0	21	0.81	0	0	0	0.00	0.0	-7.0
<b>Totals</b>	<b>29-8</b>	<b>95</b>	<b>1</b>	<b>0</b>	<b>4</b>	<b>.250</b>	<b>0.01</b>	<b>14</b>	<b>0.15</b>	<b>11</b>	<b>142</b>	<b>1.49</b>	<b>0</b>	<b>0</b>	<b>0</b>	<b>0.00</b>	<b>12.0</b>	<b>-16.0</b>

## Caitlyn Hubbard • #12 • OH/DS • 5-10 • Limon, Colo. (Limon)

Overall	MP-MS	GP	Kills	Err	Att	Pct.	KPG	Ast	APG	Ace	Digs	DPG	BS	BA	TB	BPG	Pts.	P/M
2011-Fr.	8-0	14	0	0	0	.000	0.00	0	0.00	0	6	0.50	0	0	0	0.00	0.0	-4

## Amy Hulstrom • #12 • MB • 6-0 • Broomfield, Colo. (Northglenn)

Overall	MP-MS	GP	Kills	Err	Att	Pct.	KPG	Ast	APG	Ace	Digs	DPG	BS	BA	TB	BPG	Pts.	P/M
1986-So.	21-21	70	84	35	240	.204	1.20	9	0.13	12	89	1.27	59	40	99	1.41	175.0	65.0
1987-Jr.	24-2	52	9	10	47	-.021	.17	3	0.06	0	24	.46	3	7	10	.19	15.5	-7.5
<b>Totals</b>	<b>45-23</b>	<b>122</b>	<b>93</b>	<b>45</b>	<b>287</b>	<b>.167</b>	<b>.76</b>	<b>12</b>	<b>0.10</b>	<b>12</b>	<b>113</b>	<b>.93</b>	<b>62</b>	<b>67</b>	<b>129</b>	<b>1.06</b>	<b>190.5</b>	<b>57.5</b>

## Tiffany Jestadt • #5 • RS • 6-0 • Scottsdale, Ariz. (Chaparral)

Overall	MP-MS	GP	Kills	Err	Att	Pct.	KPG	Ast	APG	Ace	Digs	DPG	BS	BA	TB	BPG	Pts.	P/M
1989-Fr.	29-4	53	53	32	174	.121	1.00	10	0.19	12	99	1.87	0	21	21	.40	75.5	21.5
1990-So.	35-32	123	415	166	1012	.246	3.37	62	0.50	29	306	2.49	31	60	91	.74	505.0	256.0
1991-Jr.	30-30	89	245	86	589	.270	2.75	39	0.44	9	196	2.20	9	41	50	.56	283.5	144.5
<b>Totals</b>	<b>104-66</b>	<b>265</b>	<b>713</b>	<b>284</b>	<b>1779</b>	<b>.242</b>	<b>2.69</b>	<b>111</b>	<b>0.42</b>	<b>50</b>	<b>601</b>	<b>2.27</b>	<b>40</b>	<b>122</b>	<b>162</b>	<b>.61</b>	<b>864.0</b>	<b>422.0</b>

## Taylor Joachim • #6 • OPP • 6-4 • Baroda, Mich. (Lakeshore)

Overall	MP-MS	GP	Kills	Err	Att	Pct.	KPG	Ast	APG	Ace	Digs	DPG	BS	BA	TB	BPG	Pts.	P/M
2016-RFr.	6-0	11	5	1	18	.222	0.45	0	0.00	0	2	0.18	0	2	2	0.18	6.0	4.0
2017-So.	11-0	22	1	0	9	.111	0.05	0	0.00	0	0	0.00	0	5	5	0.26	3.5	2.5
<b>Totals</b>	<b>17-0</b>	<b>33</b>	<b>6</b>	<b>1</b>	<b>27</b>	<b>.185</b>	<b>0.18</b>	<b>0</b>	<b>0.00</b>	<b>0</b>	<b>2</b>	<b>0.06</b>	<b>0</b>	<b>7</b>	<b>7</b>	<b>0.12</b>	<b>9.5</b>	<b>6.5</b>

## Diane Johnson • #6 • LS • 5-11 • Los Altos, Calif. (Los Altos/Metro State)

Overall	MP-MS	GP	Kills	Err	Att	Pct.	KPG	Ast	APG	Ace	Digs	DPG	BS	BA	TB	BPG	Pts.	P/M
1989-Jr.	30-3	61	94	41	235	.226	1.54	4	0.07	12	78	1.28	3	6	9	.15	112.0	19.0
1990-Sr.	15-3	29	33	24	109	.083	1.14	2	0.07	8	44	1.52	4	2	6	.21	46.0	-4.0
<b>Totals</b>	<b>45-6</b>	<b>90</b>	<b>124</b>	<b>65</b>	<b>244</b>	<b>.242</b>	<b>1.38</b>	<b>6</b>	<b>0.07</b>	<b>20</b>	<b>122</b>	<b>1.36</b>	<b>7</b>	<b>8</b>	<b>15</b>	<b>.17</b>	<b>158.0</b>	<b>15.0</b>

## Kristen Karlik • #22 • DS/L • 5-7 • Colorado Springs, Colo. (Rampart/Colorado State)

Overall	MP-MS	GP	Kills	Err	Att	Pct.	KPG	Ast	APG	Ace	Digs	DPG	BS	BA	TB	BPG	Pts.	P/M
2006-Jr.	28-0	105	4	0	5	.800	0.04	54	0.51	22	442	4.21	0	0	0	0.00	26.0	-44.0
2007-Sr.	14-4	41	1	0	2	.500	0.02	3	0.07	0	59	1.44	0	0	0	0.00	0.00	-10
<b>Totals</b>	<b>42-4</b>	<b>146</b>	<b>5</b>	<b>0</b>	<b>7</b>	<b>.714</b>	<b>0.03</b>	<b>57</b>	<b>0.39</b>	<b>22</b>	<b>501</b>	<b>3.43</b>	<b>0</b>	<b>0</b>	<b>0</b>	<b>0.00</b>	<b>27.0</b>	<b>-54</b>

## Chelsey Keoho • #9 • L/DS • 5-3 • Kailua, Hawai'i (Kamehameha-Kapalama)

Overall	MP-MS	GP	Kills	Err	Att	Pct.	KPG	Ast	APG	Ace	Digs	DPG	BS	BA	TB	BPG	Pts.	P/M
2012-Fr.	32-4	104	1	0	6	.167	0.01	53	0.51	7	299	2.88	0	0	0	0.00	8.0	-25.0
2013-So.	1-0	1	0	0	0	.000	0.00	0	0.00	0	0	0.00	0	0	0	0.00	0.0	0.0
<b>Totals</b>	<b>33-4</b>	<b>105</b>	<b>1</b>	<b>0</b>	<b>6</b>	<b>.167</b>	<b>0.01</b>	<b>53</b>	<b>0.50</b>	<b>7</b>	<b>299</b>	<b>2.85</b>	<b>0</b>	<b>0</b>	<b>0</b>	<b>0.00</b>	<b>8.0</b>	<b>-25.0</b>

## Nikki Kinzer • #8 • MB • 6-2 • Colorado Springs, Colo. (Rampart)

Overall	MP-MS	GP	Kills	Err	Att	Pct.	KPG	Ast	APG	Ace	Digs	DPG	BS	BA	TB	BPG	Pts.	P/M
2009-Fr.	27-26	87	65	27	177	.215	0.75	12	0.14	3	13	0.15	4	60	64	0.74	102.0	64.0

## Lillie Klemmer • #16 • MB/OPP • 5-11 • Honolulu, Hawai'i (Panahou)

Overall	MP-MS	GP	Kills	Err	Att	Pct.	KPG	Ast	APG	Ace	Digs	DPG	BS	BA	TB	BPG	Pts.	P/M
2016-Fr.	4-0	7	3	0	5	.600	0.43	0	0.00	0	0	0.00	0	7	7	1.00	6.5	6.5
2017-So.	8-0	8	2	0	4	.500	0.29	0	0.00	0	2	0.25	0	1	1	0.12	2.5	1.5
<b>Totals</b>	<b>12-0</b>	<b>15</b>	<b>5</b>	<b>0</b>	<b>9</b>	<b>.556</b>	<b>0.36</b>	<b>0</b>	<b>0.00</b>	<b>0</b>	<b>2</b>	<b>0.13</b>	<b>0</b>	<b>8</b>	<b>8</b>	<b>0.53</b>	<b>8.0</b>	<b>8.0</b>

## Alison Koepke • #12 • MB • 6-3 • Walnut Creek, Calif. (Monte Vista)

Overall	MP-MS	GP	Kills	Err	Att	Pct.	KPG	Ast	APG	Ace	Digs	DPG	BS	BA	TB	BPG	Pts.	P/M
1994-Fr.	24-10	71	72	17	159	.346	1.01	12	0.17	6	47	.67	10	51	61	.86	113.5	52.5
1995-So.	28-26	105	148	70	413	.295	1.41	40	0.38	24	98	.93	14	128	142	1.35	250.0	96.0
1996-Jr.	26-25	90	190	67	471	.257	2.11	14	0.16	20	101	1.12	14	80	94	1.04	264.0	130.0
1997-Sr.	30-30	108	292	97	681	.286	2.70	12	0.11	23	194	1.80	23	121	144	1.33	398.5	226.5
<b>Totals</b>	<b>108-91</b>	<b>374</b>	<b>702</b>	<b>251</b>	<b>1724</b>	<b>.262</b>	<b>1.88</b>	<b>78</b>	<b>0.21</b>	<b>77</b>	<b>440</b>	<b>1.18</b>	<b>61</b>	<b>380</b>	<b>441</b>	<b>1.18</b>	<b>1026.0</b>	<b>505.0</b>

## Michele Kohler • #18 • LS • 5-9 • Oak Lawn, Ill. (H.L. Richards)

Overall	MP-MS	GP	Kills	Err	Att	Pct.	KPG	Ast	APG	Ace	Digs	DPG	BS	BA	TB	BPG	Pts.	P/M
1989-Fr.	33-26	106	207	112	708	.134	1.95	11	0.10	34	308	2.91	3	24	27	.25	256.0	50.0
1990-So.	34-29	117	357	174	1098	.167	3.05	12	0.10	32	416	3.56	4	9	13	.11	397.5	120.5
1991-Jr.	35-35	114	297	118	888	.202	2.61	8	0.07	35	351	3.08	2	13	15	.13	340.5	138.5
1992-Sr.	31-31	107	364	177	1092	.171	3.40	17	0.16	44	371	3.47	8	18	26	.24	425.0	157.0
<b>Totals</b>	<b>133-121</b>	<b>444</b>	<b>1225</b>	<b>581</b>	<b>3786</b>	<b>.170</b>	<b>2.75</b>	<b>48</b>	<b>0.10</b>	<b>145</b>	<b>1446</b>	<b>3.25</b>	<b>17</b>	<b>64</b>	<b>81</b>	<b>.18</b>	<b>1419.0</b>	<b>466.0</b>

## Aidan Lea • #9 • MB/OH • 6-5 • Kelowna, B.C. (Kelowna)

Overall	MP-MS	GP	Kills	Err	Att	Pct.	KPG	Ast	APG	Ace	Digs	DPG	BS	BA	TB	BPG	Pts.	P/M
2015-Fr.	14-0	29	17	5	50	.240	0.59	0	0.00	0	4	0.14	1	5	6	0.21	20.5	14.5

## Nikki Lindow • #15 • MB • 6-2 • Erie, Colo. (Centaurus)

Overall	MP-MS	GP	Kills	Err	Att	Pct.	KPG	Ast	APG	Ace	Digs	DPG	BS	BA	TB	BPG	Pts.	P/M
2010-Fr.	26-26	97	187	89	513	.191	1.93	5	0.05	0	19	0.20	13	59	72	0.74	229.5	115.5
2011-So.	30-27	105	227	89	604	.228	2.16	7	0.07	1	31	0.30	14	66	80	0.76	275.0	162.0
2012-Jr.	32-32	116	222	95	557	.228	1.91	17	0.15	11	45	0.39	10	131	141	1.22	308.5	171.5
2013-Sr.	29-29	108	217	52	493	.335	2.01	20	0.19	1	53	0.49	15	118	133	1.23	292.0	222.0
<b>Totals</b>	<b>117-111</b>	<b>426</b>	<b>853</b>	<b>325</b>	<b>2167</b>	<b>.244</b>	<b>2.00</b>	<b>49</b>	<b>0.12</b>	<b>13</b>	<b>148</b>	<b>0.35</b>	<b>52</b>	<b>374</b>	<b>426</b>	<b>1.00</b>	<b>1105.0</b>	<b>671.0</b>

## Sophia Lindroth • #3 • DS/L • 5-8 • Edwards, Colo. (Battle Mountain/James Madison)

Overall	MP-MS	GP	Kills	Err	Att	Pct.	KPG	Ast	APG	Ace	Digs	DPG	BS	BA	TB	BPG	Pts.	P/M
2009-Jr.	26-0	69	2	2	21	.000	0.03	15	0.22	4	166	2.41	0	0	0	0.00	6.0	-47.0



Amy  
Hulstrom



Tiffany  
Jestadt





# ALL-TIME BUFFS: L-N



Ashley Nu'u



Tegan Lynch



Susan Magda



Kelly Masumiya



Jennifer Meeker



Michelle Miller



Tina Murray

## Sarah Lodge • #4 • LS • 5-11 • Houston, Texas (Cypress Creek)

Overall	MP-MS	GP	Kills	Err	Att	Pct.	KPG	Ast	APG	Ace	Digs	DPG	BS	BA	TB	BPG	Pts.	P/M
1995-Fr.	28-19	97	265	125	761	.184	2.73	18	0.19	34	161	1.66	4	51	55	.57	328.5	80.5
1996-So.	28-28	94	416	197	1027	.213	4.43	37	0.39	30	277	2.95	9	33	42	.47	471.5	158.5
1997-Jr.	31-31	110	528	252	1247	.221	4.80	27	0.25	19	322	2.93	13	46	59	.54	583.0	223.0
1998-Sr.	30-28	105	372	186	991	.188	3.54	53	0.50	13	321	3.06	9	51	60	.57	419.5	244.5
<b>Totals</b>	<b>117-106</b>	<b>406</b>	<b>1581</b>	<b>760</b>	<b>4026</b>	<b>.204</b>	<b>3.89</b>	<b>134</b>	<b>0.33</b>	<b>96</b>	<b>1081</b>	<b>2.66</b>	<b>35</b>	<b>181</b>	<b>216</b>	<b>.53</b>	<b>1802.5</b>	<b>706.5</b>

## Kelsey Loop • #10 • OH • 5-10 • Valley Center, Kan. (Circle/Wyoming)

Overall	MP-MS	GP	Kills	Err	Att	Pct.	KPG	Ast	APG	Ace	Digs	DPG	BS	BA	TB	BPG	Pts.	P/M
2006-So.	5-0	7	5	1	18	.222	0.71	0	0.00	0	1	0.14	0	1	1	0.14	5.5	4.5
2007-Jr.	18-9	46	85	51	250	.136	1.85	4	0.09	3	18	0.39	0	9	9	0.20	92.5	25
<b>Totals</b>	<b>23-9</b>	<b>53</b>	<b>90</b>	<b>52</b>	<b>268</b>	<b>.142</b>	<b>1.70</b>	<b>4</b>	<b>0.08</b>	<b>3</b>	<b>19</b>	<b>0.36</b>	<b>0</b>	<b>10</b>	<b>10</b>	<b>0.19</b>	<b>97.5</b>	<b>29.5</b>

## Makayla Lundin • #11 • S • 5-11 • Boise, Idaho (Bishop Kelly)

Overall	MP-MS	GP	Kills	Err	Att	Pct.	KPG	Ast	APG	Ace	Digs	DPG	BS	BA	TB	BPG	Pts.	P/M
2013-Fr.	5-3	13	2	1	5	.200	0.15	88	6.77	1	14	1.08	0	0	0	0.00	3.0	-2.0

## Tegan Lynch • #2 • RS • 6-0 • Aptos, Calif. (Aptos)

Overall	MP-MS	GP	Kills	Err	Att	Pct.	KPG	Ast	APG	Ace	Digs	DPG	BS	BA	TB	BPG	Pts.	P/M
1995-Fr.	27-19	92	152	67	546	.156	1.65	9	0.10	13	196	2.13	2	20	22	.44	177.0	27.0
1996-So.	29-29	98	211	102	557	.196	2.15	44	0.45	10	297	3.03	2	41	43	.44	243.5	47.5
1997-Jr.	31-31	110	329	127	754	.268	2.99	113	1.03	10	345	3.14	1	67	68	.62	373.5	183.5
1998-Sr.	30-30	107	332	127	813	.252	3.10	137	1.28	14	378	3.53	5	69	74	.69	385.5	254.5
<b>Totals</b>	<b>117-109</b>	<b>407</b>	<b>1024</b>	<b>423</b>	<b>2670</b>	<b>.225</b>	<b>2.52</b>	<b>303</b>	<b>0.74</b>	<b>47</b>	<b>1216</b>	<b>2.99</b>	<b>10</b>	<b>197</b>	<b>207</b>	<b>.51</b>	<b>1179.5</b>	<b>512.5</b>

## Susan Magda • #15 • LS • 5-8 • Arvada, Colo. (Arvada/Hastings)

Overall	MP-MS	GP	Kills	Err	Att	Pct.	KPG	Ast	APG	Ace	Digs	DPG	BS	BA	TB	BPG	Pts.	P/M
1987-Jr.	27-24	91	184	124	599	.100	2.02	4	0.04	12	106	1.16	3	12	15	.16	205.0	-48.0
1988-Sr.	35-34	121	432	203	1098	.209	3.57	12	0.10	26	285	2.36	19	28	47	.39	491.0	91.0
<b>Totals</b>	<b>62-58</b>	<b>212</b>	<b>616</b>	<b>327</b>	<b>1797</b>	<b>.161</b>	<b>2.91</b>	<b>16</b>	<b>0.08</b>	<b>38</b>	<b>391</b>	<b>1.84</b>	<b>22</b>	<b>40</b>	<b>62</b>	<b>.29</b>	<b>696.0</b>	<b>43.0</b>

## Lydney Mann • #1 • MB • 6-3 • Highlands Ranch, Colo. (Fountain-Ft. Carson/Western State)

Overall	MP-MS	GP	Kills	Err	Att	Pct.	KPG	Ast	APG	Ace	Digs	DPG	BS	BA	TB	BPG	Pts.	P/M
2004-Jr.	9-0	12	10	3	18	.389	0.83	0	0.00	0	3	0.25	2	6	8	0.67	15.0	11.0
2005-Sr.	19-0	41	36	14	76	.289	0.88	0	0.00	0	4	0.10	5	26	31	0.76	54.0	40.0
<b>Totals</b>	<b>28-0</b>	<b>53</b>	<b>46</b>	<b>17</b>	<b>94</b>	<b>.308</b>	<b>0.87</b>	<b>0</b>	<b>0.00</b>	<b>0</b>	<b>7</b>	<b>0.13</b>	<b>4</b>	<b>32</b>	<b>39</b>	<b>0.74</b>	<b>68.0</b>	<b>51.0</b>

## Kristin Martell • #7 • MB/RS • 6-1 • The Woodlands, Texas (The Woodlands)

Overall	MP-MS	GP	Kills	Err	Att	Pct.	KPG	Ast	APG	Ace	Digs	DPG	BS	BA	TB	BPG	Pts.	P/M
2007-Fr.	INJ																	
2008-RFr.	5-0	5	0	0	0	.000	0.00	0	0.00	0	0	0.00	0	0	0	0.00	0.0	0.0
<b>Totals</b>	<b>5-0</b>	<b>5</b>	<b>0</b>	<b>0</b>	<b>0</b>	<b>.000</b>	<b>0.00</b>	<b>0</b>	<b>0.00</b>	<b>0</b>	<b>0</b>	<b>0.00</b>	<b>0</b>	<b>0</b>	<b>0</b>	<b>0.00</b>	<b>0.0</b>	<b>0.0</b>

## Kelly Masumiya • #6 • DS • 5-3 • Highlands Ranch, Colo. (Smoky Hills HS)

Overall	MP-MS	GP	Kills	Err	Att	Pct.	KPG	Ast	APG	Ace	Digs	DPG	BS	BA	TB	BPG	Pts.	P/M
2002-Fr.	20-7	50	2	0	2	1.000	0.04	1	0.02	1	19	0.38	0	0	0	0.00	3.0	-7.0
2003-So.	21-0	37	0	0	1	.000	0.00	5	0.14	5	26	0.70	0	0	0	0.00	5.0	-2.0
2004-Jr.	24-0	63	1	0	2	.500	0.02	7	0.11	5	73	1.16	0	0	0	0.00	6.0	-28.0
2005-Sr.	22-2	80	0	2	2	-1.000	0.00	5	0.06	13	111	1.39	0	0	0	0.00	13.0	-4.0
<b>Totals</b>	<b>90-9</b>	<b>230</b>	<b>3</b>	<b>2</b>	<b>7</b>	<b>.142</b>	<b>0.01</b>	<b>18</b>	<b>0.08</b>	<b>24</b>	<b>229</b>	<b>0.99</b>	<b>0</b>	<b>0</b>	<b>0</b>	<b>0.00</b>	<b>24.0</b>	<b>-41.0</b>

## Kiara McKibben • #11 • S • 5-10 • Colorado Springs, Colo. (Doherty/San Francisco)

Overall	MP-MS	GP	Kills	Err	Att	Pct.	KPG	Ast	APG	Ace	Digs	DPG	BS	BA	TB	BPG	Pts.	P/M
2016-Sr.	30-26	121	15	4	33	.333	0.12	703	5.81	15	225	1.86	0	4	4	0.03	96.5	38.0

## Jennifer Meeker • #15 • LS • 5-10 • Mesa, Ariz. (Mountain View)

Overall	MP-MS	GP	Kills	Err	Att	Pct.	KPG	Ast	APG	Ace	Digs	DPG	BS	BA	TB	BPG	Pts.	P/M
1989-Fr.	32-14	101	28	21	96	.073	.28	6	0.06	24	168	1.66	0	3	3	.03	53.5	-44.5
1990-So.	28-4	59	58	50	200	.040	.98	3	0.05	8	105	1.00	4	7	11	.19	73.5	-9.5
1991-Jr.	28-0	74	97	46	271	.188	1.31	9	0.12	11	120	1.62	4	8	12	.16	131.0	0.0
<b>Totals</b>	<b>88-18</b>	<b>234</b>	<b>183</b>	<b>117</b>	<b>567</b>	<b>.116</b>	<b>.78</b>	<b>18</b>	<b>0.20</b>	<b>43</b>	<b>393</b>	<b>1.68</b>	<b>8</b>	<b>18</b>	<b>26</b>	<b>.11</b>	<b>258.0</b>	<b>-54.0</b>

## Stacy Metro • #2 • S • 6-1 • Lakewood, Calif. (Mayfair)

Overall	MP-MS	GP	Kills	Err	Att	Pct.	KPG	Ast	APG	Ace	Digs	DPG	BS	BA	TB	BPG	Pts.	P/M
1989-Fr.	18-1	27	16	6	48	.208	.59	24	0.89	2	9	.33	2	8	10	.37	24.0	-2.0

## Michelle Miller • #17 • S • 5-7 • Round Rock, Texas (Round Rock/Sam Houston State)

Overall	MP-MS	GP	Kills	Err	Att	Pct.	KPG	Ast	APG	Ace	Digs	DPG	BS	BA	TB	BPG	Pts.	P/M
2010-So.	21-0	61	3	1	13	.154	0.05	95	1.56	7	58	0.95	1	2	3	0.05	12.0	-1
2011-Jr.	23-7	57	11	3	37	.216	0.19	180	3.16	4	62	1.09	0	6	6	0.11	18.0	5.0
2012-Sr.	26-9	81	0	0	4	.000	0.00	47	0.58	8	120	1.48	0	0	0	0.00	8.0	-14.0
<b>Totals</b>	<b>70-16</b>	<b>199</b>	<b>14</b>	<b>4</b>	<b>54</b>	<b>.185</b>	<b>0.07</b>	<b>322</b>	<b>1.62</b>	<b>19</b>	<b>240</b>	<b>1.21</b>	<b>1</b>	<b>8</b>	<b>9</b>	<b>0.05</b>	<b>38.0</b>	<b>-10.0</b>

## Krislen Morgado • #13 • DS • 5-6 • Pearl City, Hawai'i (Punahou)

Overall	MP-MS	GP	Kills	Err	Att	Pct.	KPG	Ast	APG	Aces	Digs	DPG	BS	BA	TB	BPG	Pts.	P/M
2003-Fr.	1-0	1	0	0	0	.000	0.00	0	0.00	0	1	1.00	0	0	0	0.00	0.0	0.0
2004-Jr.	5-0	6	0	0	0	.000	0.0	0	0.00	0	2	0.33	0	0	0	0.0	0.0	0.0
<b>Totals</b>	<b>6-0</b>	<b>7</b>	<b>0</b>	<b>0</b>	<b>0</b>	<b>.000</b>	<b>0.0</b>	<b>0</b>	<b>0.00</b>	<b>0</b>	<b>3</b>	<b>0.43</b>	<b>0</b>	<b>0</b>	<b>0</b>	<b>0.0</b>	<b>0.0</b>	<b>0.0</b>

## Tina Murray • #4 • LS • 5-7 • Calumet City, Ill. (Thornwood)

Overall	MP-MS	GP	Kills	Err	Att	Pct.	KPG	Ast	APG	Ace	Digs	DPG	BS	BA	TB	BPG	Pts.	P/M
1987-Fr.	29-29	101	270	150	878	.137	2.67	9	0.09	43	272	2.69	5	11	16	.16	323.5	23.5
1988-So.	35-35	120	262	133	796	.162	2.18	11	0.09	47	393	3.28	11	22	33	.28	331.0	71.0
1989-Jr.	33-32	116	449	162	1225	.234	3.87	21	0.18	29	368	3.17	11	24	35	.30	501.0	232.0
1990-Sr.	35-33	123	377	140	1212	.196	3.07	11	0.09	34	490	3.98	3	9	12	.10	418.5	171.5
<b>Totals</b>	<b>132-129</b>	<b>460</b>	<b>1358</b>	<b>585</b>	<b>4111</b>	<b>.188</b>	<b>2.95</b>	<b>52</b>	<b>0.11</b>	<b>153</b>	<b>1523</b>	<b>3.31</b>	<b>30</b>	<b>66</b>	<b>96</b>	<b>.73</b>	<b>1574.0</b>	<b>498.0</b>

## Melanie Naber • #16 • MB • 6-3 • Holland, Mich. (West Ottawa)

Overall	MP-MS	GP	Kills	Err	Att	Pct.	KPG	Ast	APG	Ace	Digs	DPG	BS	BA	TB	BPG	Pts.	P/M
2008-Fr.	DNC-CD																	



# ALL-TIME BUFFS: N-R

## Amber Nu'u • #3 • OH/L • 5-11 • Aurora, Colo. (Smoky Hill)

Overall	MP-MS	GP	Kills	Err	Att	Pct.	KPG	Ast	APG	Ace	Digs	DPG	BS	BA	TB	BPG	Pts.	P/M
2003-Fr.	26-7	88	81	47	235	.145	0.92	27	0.31	6	175	1.99	0	3	3	0.03	88.5	-18.5
2004-So.	25-10	55	122	59	323	.195	2.22	18	0.33	7	97	1.76	3	9	12	0.22	136.5	41.5
2005-Jr.	DNP-INJ																	
2006-Sr.	19-2	41	13	13	49	.000	0.32	2	0.05	32	6	0.63	1	1	2	0.05	17.5	-3.5
<b>Totals</b>	<b>70-19</b>	<b>184</b>	<b>216</b>	<b>119</b>	<b>607</b>	<b>.160</b>	<b>1.17</b>	<b>47</b>	<b>0.26</b>	<b>16</b>	<b>298</b>	<b>1.62</b>	<b>4</b>	<b>13</b>	<b>17</b>	<b>0.09</b>	<b>242.5</b>	<b>19.5</b>



Amber Nu'u



Ashley Nu'u

## Ashley Nu'u • #2 • S • 5-10 • Aurora, Colo. (Smoky Hill)

Overall	MP-MS	GP	Kills	Err	Att	Pct.	KPG	Ast	APG	Ace	Digs	DPG	BS	BA	TB	BPG	Pts.	P/M
2003-Fr.	22-2	60	56	14	135	.311	0.93	369	6.15	1	56	0.93	18	30	48	0.80	90.0	63.0
2004-So.	28-28	94	119	36	240	.346	1.26	1146	12.19	14	144	1.53	8	55	63	0.67	168.5	82.5
2005-Jr.	28-28	110	113	33	259	.309	1.03	1448	13.16	12	194	1.76	6	62	68	0.62	162.0	77.0
2006-Sr.	29-29	108	120	35	244	.348	1.11	1352	12.52	14	179	1.66	8	56	64	0.59	170.0	75.0
<b>Totals</b>	<b>107-87</b>	<b>372</b>	<b>408</b>	<b>118</b>	<b>878</b>	<b>.330</b>	<b>1.10</b>	<b>4315</b>	<b>11.60</b>	<b>41</b>	<b>573</b>	<b>1.54</b>	<b>40</b>	<b>203</b>	<b>243</b>	<b>0.65</b>	<b>591.0</b>	<b>297.5</b>

## Neira Ortiz Ruiz • #7 • RS/OH • 6-5 • San Juan, Puerto Rico (Cupeyville)

Overall	MP-MS	GP	Kills	Err	Att	Pct.	KPG	Ast	APG	Ace	Digs	DPG	BS	BA	TB	BPG	Pts.	P/M
2011-Fr.	20-1	55	55	63	216	-.037	1.00	2	0.04	0	14	0.25	2	8	10	0.18	61.0	-11.0
2012-So.	32-11	103	231	139	666	.138	2.24	3	0.03	8	45	0.44	5	30	35	0.34	259.0	73.0
2013-Jr.	21-2	48	68	34	177	.192	1.42	1	0.02	0	6	0.12	2	16	18	0.38	78.0	42.0
2014-Sr.	33-11	114	227	107	566	.212	1.99	4	0.04	6	32	0.28	4	59	63	0.55	266.5	137.5
<b>Totals</b>	<b>106-25</b>	<b>320</b>	<b>581</b>	<b>343</b>	<b>1625</b>	<b>.146</b>	<b>1.82</b>	<b>10</b>	<b>0.03</b>	<b>14</b>	<b>97</b>	<b>0.30</b>	<b>13</b>	<b>113</b>	<b>126</b>	<b>0.39</b>	<b>664.5</b>	<b>241.5</b>



Shannon Parke



Anna Pfeifferle

## Courtney Owens • #15 • LS • 5-9 • Newport Beach, Calif. (Calvary Chapel)

Overall	MP-MS	GP	Kills	Err	Att	Pct.	KPG	Ast	APG	Ace	Digs	DPG	BS	BA	TB	BPG	Pts.	P/M
1995-Fr.	27-1	82	32	19	111	.117	.39	3	0.04	11	92	1.12	1	1	2	.02	44.5	-1.5
1996-So.	27-1	90	65	38	201	.134	.72	19	0.21	13	114	1.27	4	5	9	.10	84.5	-2.5
1997-Jr.	31-26	103	295	161	840	.160	2.86	24	0.23	14	279	2.71	6	31	37	.36	330.5	104.5
1998-Sr.	30-30	106	399	221	1175	.151	3.76	47	0.44	31	342	3.27	9	47	56	.53	457.5	237.5
<b>Totals</b>	<b>115-58</b>	<b>381</b>	<b>791</b>	<b>439</b>	<b>2327</b>	<b>.151</b>	<b>2.08</b>	<b>93</b>	<b>0.24</b>	<b>69</b>	<b>827</b>	<b>2.17</b>	<b>20</b>	<b>84</b>	<b>104</b>	<b>.27</b>	<b>917.0</b>	<b>338.0</b>

## Ana Pantovic • #2 • RS/OH • 6-5 • Vrnjacka Banja, Serbia

Overall	MP-MS	GP	Kills	Err	Att	Pct.	KPG	Ast	APG	Ace	Digs	DPG	BS	BA	TB	BPG	Pts.	P/M
2012-Jr.	29-11	75	105	65	285	.140	1.40	2	0.03	3	38	0.51	2	51	53	0.71	135.5	53.5
2013-Sr.	6-1	11	1	0	6	.167	0.09	0	0.00	1	0	0.00	1	2	3	0.27	4.0	2.0
<b>Totals</b>	<b>35-11</b>	<b>86</b>	<b>106</b>	<b>65</b>	<b>291</b>	<b>.141</b>	<b>1.23</b>	<b>2</b>	<b>0.02</b>	<b>4</b>	<b>38</b>	<b>0.44</b>	<b>3</b>	<b>53</b>	<b>56</b>	<b>0.65</b>	<b>139.5</b>	<b>55.5</b>



Josee Roberge



Sylvie Roberge

## Shannon Parke • #13 • OH • 5-10 • Manhattan Beach, Calif. (Mira Costa)

Overall	MP-MS	GP	Kills	Err	Att	Pct.	KPG	Ast	APG	Ace	Digs	DPG	BS	BA	TB	BPG	Pts.	P/M
1992-Fr.	22-2	38	24	13	74	.149	.63	2	0.05	6	30	.79	0	1	1	.03	30.5	-13.5
1993-So.	29-9	78	44	8	98	.367	.56	8	0.10	9	68	.87	3	1	4	.05	56.5	21.5
1994-Jr.	29-0	85	12	4	41	.195	.14	8	0.09	9	100	1.18	4	8	12	.14	29.0	-18.0
<b>Totals</b>	<b>80-11</b>	<b>201</b>	<b>80</b>	<b>25</b>	<b>213</b>	<b>.258</b>	<b>.40</b>	<b>18</b>	<b>0.09</b>	<b>24</b>	<b>198</b>	<b>.99</b>	<b>7</b>	<b>10</b>	<b>17</b>	<b>.08</b>	<b>116.0</b>	<b>-10.0</b>

## Alex Penewell • #17 • MB • 5-11 • Newport Beach, Calif. (Newport Harbor)

Overall	MP-MS	GP	Kills	Err	Att	Pct.	KPG	Ast	APG	Ace	Digs	DPG	BS	BA	TB	BPG	Pts.	P/M
2008-Fr.	12-4	29	42	17	100	.250	1.45	2	0.07	4	9	0.31	2	31	33	1.14	63.5	45.5
2009-So.	12-9	31	16	12	56	.071	0.52	5	0.16	0	5	0.16	1	21	22	0.71	27.5	14.5
<b>Totals</b>	<b>24-13</b>	<b>60</b>	<b>58</b>	<b>29</b>	<b>156</b>	<b>.186</b>	<b>0.97</b>	<b>7</b>	<b>0.12</b>	<b>4</b>	<b>14</b>	<b>0.23</b>	<b>3</b>	<b>52</b>	<b>55</b>	<b>0.92</b>	<b>91.0</b>	<b>60.0</b>

## Anna Pfeifferle • #4 • MB • 6-2 • Northfield, Minn. (Northfield)

Overall	MP-MS	GP	Kills	Err	Att	Pct.	KPG	Ast	APG	Ace	Digs	DPG	BS	BA	TB	BPG	Pts.	P/M
2014-Fr.	34-32	125	159	43	395	.294	1.27	11	0.09	12	57	0.46	16	122	138	1.10	248.0	156.0
2015-So.	32-32	123	244	57	549	.341	1.98	14	0.11	19	72	0.59	9	108	117	0.95	326.0	222.0
2016-Jr.	30-27	117	103	27	289	.263	0.88	8	0.07	11	64	0.55	9	94	103	0.88	170.0	115.0
2017-Sr.	34-34	128	197	59	441	.313	1.54	13	0.10	20	96	0.75	8	107	115	0.90	278.5	174.5
<b>Totals</b>	<b>130-124</b>	<b>493</b>	<b>703</b>	<b>186</b>	<b>1674</b>	<b>.309</b>	<b>1.43</b>	<b>46</b>	<b>0.09</b>	<b>62</b>	<b>289</b>	<b>0.59</b>	<b>42</b>	<b>431</b>	<b>473</b>	<b>0.96</b>	<b>1022.5</b>	<b>667.5</b>

## Haley Pilkington • #3 • DS • 5-5 • Fort Collins, Colo. (Fort Collins)

Overall	MP-MS	GP	Kills	Err	Att	Pct.	KPG	Ast	APG	Ace	Digs	DPG	BS	BA	TB	BPG	Pts.	P/M
2001-Fr.	6-0	7	0	1	1	-.000	.00	0	0.00	0	5	.71	0	0	0	.00	0.0	-2.0

## Kelly Prahm • #1 • MB • 5-9 • Los Altos, Calif. (St. Francis)

Overall	MP-MS	GP	Kills	Err	Att	Pct.	KPG	Ast	APG	Ace	Digs	DPG	BS	BA	TB	BPG	Pts.	P/M
1992-RFr.	12-0	21	14	7	38	.184	.67	0	0.00	2	13	.62	3	11	14	.67	24.5	13.5
1994-Jr.	7-0	9	3	1	8	.250	.33	1	0.11	0	4	.44	0	0	0	.00	3.0	0.0
<b>Totals</b>	<b>19-0</b>	<b>30</b>	<b>17</b>	<b>8</b>	<b>46</b>	<b>.196</b>	<b>.57</b>	<b>1</b>	<b>0.03</b>	<b>2</b>	<b>17</b>	<b>.57</b>	<b>3</b>	<b>11</b>	<b>14</b>	<b>.47</b>	<b>27.5</b>	<b>13.5</b>

Prahm redshirted in 1991 and was injured for the entire season in 1993.

## Ellen Ribar • #16 • 5-10 • Elmhurst, Ill. (York)

Overall	MP-MS	GP	Kills	Err	Att	Pct.	KPG	Ast	APG	Ace	Digs	DPG	BS	BA	TB	BPG	Pts.	P/M
2009-Fr.	1-0	1	0	0	0	.000	0.00	0	0.00	0	0	0.00	0	0	0	0.00	0.0	0.0

## Elysse Richardson • #4 • DS/L • 5-3 • Vienna, Va. (Langley)

Overall	MP-MS	GP	Kills	Err	Att	Pct.	KPG	Ast	APG	Ace	Digs	DPG	BS	BA	TB	BPG	Pts.	P/M
2010-Fr.	24-9	86	2	1	11	.091	0.02	14	0.16	18	173	2.01	0	0	0	0.00	20.0	-13
2011-So.	22-12	72	2	2	6	.000	0.03	14	0.19	14	152	2.11	0	0	0	0.00	16.0	-15.0
2012-Jr.	32-9	105	2	0	11	.182	0.02	48	0.46	16	221	2.10	0	0	0	0.00	18.0	-31.0
2013-Sr.	32-8	92	0	3	8	-.375	0.00	28	0.30	9	154	1.67	0	0	0	0.00	9.0	-28.0
<b>Totals</b>	<b>110-38</b>	<b>355</b>	<b>6</b>	<b>5</b>	<b>36</b>	<b>.000</b>	<b>0.02</b>	<b>104</b>	<b>0.29</b>	<b>57</b>	<b>700</b>	<b>1.97</b>	<b>0</b>	<b>0</b>	<b>0</b>	<b>0.00</b>	<b>63.0</b>	<b>-77.0</b>

## Josee Roberge • #6 • RS • 6-3 • St-Georges, Quebec (Polyvante St-Georges)

Overall	MP-MS	GP	Kills	Err	Att	Pct.	KPG	Ast	APG	Ace	Digs	DPG	BS	BA	TB	BPG	Pts.	P/M
1998-RFr.	5-0	6	7	2	17	.294	1.17	1	0.17	0	6	1.00	0	3	3	.50	8.5	6.5
1999-So.	16-1	27	33	22	99	.111	1.22	9	0.33	3	32	1.14	1	8	9	.33	41.0	-1.0
2000-Jr.	28-9	83	134	63	374	.190	1.61	45	0.54	5	70	.84	6	61	67	.81	175.5	101.5
2001-Sr.	30-4	100	110	57	313	.169	1.11	36	0.36	0	37	.37	9	78	86	.87	157.5	91.5
<b>Totals</b>	<b>79-14</b>	<b>216</b>	<b>284</b>	<b>144</b>	<b>803</b>	<b>.174</b>	<b>1.33</b>	<b>91</b>	<b>0.42</b>	<b>8</b>	<b>145</b>	<b>.67</b>	<b>16</b>	<b>149</b>	<b>165</b>	<b>.76</b>	<b>382.5</b>	<b>198.5</b>


Josee Roberge redshirted the 1997 season.

## Sylvie Roberge • #9 • MB • 6-3 • St-Georges, Quebec (Jesus St. Marie)

Overall	MP-MS	GP	Kills	Err	Att	Pct.	KPG	Ast	APG	Ace	Digs	DPG	BS	BA	TB	BPG	Pts.	P/M
1998-RFr.	8-0	8	11	2	18	.500	1.38	0	0.00	0	0	.00	0	3	3	.38	12.5	10.5
1999-So.	19-1	37	77	18	156	.378	2.08	0	0.00	0	11	.30	3	19	22	.59	89.5	62.5
2000-Jr.	9-6	36	105	37	237	.287	2.92	3	0.08	0	10	.28	3	35	38	1.06	125.5	83.5
<b>Totals</b>	<b>36-7</b>	<b>81</b>	<b>193</b>	<b>57</b>	<b>411</b>	<b>.331</b>	<b>2.38</b>	<b>3</b>	<b>0.04</b>	<b>0</b>	<b>21</b>	<b>.26</b>	<b>6</b>	<b>57</b>	<b>63</b>	<b>.77</b>	<b>227.5</b>	<b>156.5</b>



# ALL-TIME BUFFS: R-S



Jennifer Sherlock



Buffy Romero



Sonja Russell



Stephanie Salgado



Lauren Schaefer



Kerra Schroeder



Stephanie Shadley

## Buffy Romero • #17 • LS/S • 5-11 • Long Beach, Calif. (Long Beach Wilson)

Overall	MP-MS	GP	Kills	Err	Att	Pct.	KPG	Ast	APG	Ace	Digs	DPG	BS	BA	TB	BPG	Pts.	P/M
1988-Fr.	33-1	89	4	5	18	.056	.05	0	0.00	3	43	.48	1	1	2	.02	8.5	-6.5
1989-So.	20-2	46	7	1	16	.375	.15	34	0.74	3	48	1.04	0	2	2	.04	11.0	-3.0
1990-Jr.	32-9	82	22	3	59	.322	.27	195	2.38	3	108	1.32	5	13	18	.22	36.5	19.5
1991-Sr.	3-0	8	1	0	1	1.000	.13	34	4.25	2	7	.88	0	3	3	.38	4.5	4.5
<b>Totals</b>	<b>88-12</b>	<b>225</b>	<b>34</b>	<b>9</b>	<b>94</b>	<b>.266</b>	<b>.15</b>	<b>263</b>	<b>1.17</b>	<b>11</b>	<b>206</b>	<b>.92</b>	<b>6</b>	<b>19</b>	<b>25</b>	<b>.11</b>	<b>60.5</b>	<b>14.5</b>

## Sonja Russell • #10 • LS • 5-11 • Poway, Calif. (Poway)

Overall	MP-MS	GP	Kills	Err	Att	Pct.	KPG	Ast	APG	Ace	Digs	DPG	BS	BA	TB	BPG	Pts.	P/M
1998-Fr.	29-3	86	65	37	178	.157	.76	18	0.21	10	138	1.60	0	7	7	.08	78.5	41.5
1999-So.	30-29	107	427	243	1169	.157	3.99	45	0.42	20	375	3.50	0	44	44	.41	469.0	170.0
2000-Jr.	29-29	106	425	214	1155	.183	4.01	60	0.57	15	406	3.83	3	47	50	.47	466.5	172.5
2001-Sr.	27-27	99	320	192	878	.146	3.23	82	0.83	14	352	3.56	4	42	46	.47	359.0	85.0
<b>Totals</b>	<b>115-88</b>	<b>398</b>	<b>1237</b>	<b>686</b>	<b>3380</b>	<b>.163</b>	<b>3.11</b>	<b>205</b>	<b>0.51</b>	<b>59</b>	<b>1271</b>	<b>3.19</b>	<b>7</b>	<b>140</b>	<b>147</b>	<b>.36</b>	<b>1373.0</b>	<b>469.0</b>

## Stephanie Salgado • #16 • RS • 6-1 • Yucaipa, Calif. (Yucaipa)

Overall	MP-MS	GP	Kills	Err	Att	Pct.	KPG	Ast	APG	Ace	Digs	DPG	BS	BA	TB	BPG	Pts.	P/M
1987-Fr.	28-24	92	121	91	395	.076	1.33	16	0.17	32	74	.80	23	41	64	.70	196.5	12.5
1988-So.	35-33	122	389	155	879	.266	3.19	41	0.34	55	192	1.57	27	59	86	.70	500.5	231.5
1989-Jr.	33-28	110	257	113	661	.218	2.34	35	0.32	35	255	2.32	11	60	71	.65	333.0	156.0
1990-Sr.	17-8	44	65	31	192	.177	1.48	10	0.23	7	84	1.91	9	14	23	.52	97.5	40.5
<b>Totals</b>	<b>113-93</b>	<b>368</b>	<b>832</b>	<b>390</b>	<b>2127</b>	<b>.208</b>	<b>2.27</b>	<b>102</b>	<b>0.28</b>	<b>129</b>	<b>605</b>	<b>1.64</b>	<b>49</b>	<b>107</b>	<b>156</b>	<b>.64</b>	<b>1127.5</b>	<b>440.5</b>

## Maragda Santillana • #4 • OH • 6-4 • Barcelona, Spain (Ses Joaquim Blume)

Overall	MP-MS	GP	Kills	Err	Att	Pct.	KPG	Ast	APG	Ace	Digs	DPG	BS	BA	TB	BPG	Pts.	P/M
2002-Fr.	28-14	83	177	86	444	.205	2.13	19	0.23	1	53	0.64	12	53	65	0.78	216.5	110.5
2003-So.	30-25	95	324	167	778	.202	3.41	14	0.15	19	165	1.74	24	29	53	0.56	381.5	172.5
2004-Jr.	19-19	66	275	96	650	.275	4.17	17	0.26	0	128	1.94	13	25	38	0.58	300.5	175.5
<b>Totals</b>	<b>77-58</b>	<b>244</b>	<b>776</b>	<b>349</b>	<b>1872</b>	<b>.228</b>	<b>3.18</b>	<b>50</b>	<b>0.20</b>	<b>20</b>	<b>346</b>	<b>1.42</b>	<b>49</b>	<b>107</b>	<b>156</b>	<b>0.64</b>	<b>898.5</b>	<b>458.5</b>

## Anicia Santos • #10 • MB • 6-1 • Frisco, Colo. (Summit/Cal Poly)

Overall	MP-MS	GP	Kills	Err	Att	Pct.	KPG	Ast	APG	Ace	Digs	DPG	BS	BA	TB	BPG	Pts.	P/M
2010-Jr.	26-26	95	198	63	496	.272	2.08	19	0.20	19	37	0.39	12	52	64	0.67	255.0	152
2011-Sr.	28-25	93	109	45	303	.211	1.17	8	0.09	11	30	0.32	9	62	71	0.76	160.0	81.0
<b>Totals</b>	<b>54-51</b>	<b>188</b>	<b>307</b>	<b>108</b>	<b>799</b>	<b>.249</b>	<b>1.63</b>	<b>27</b>	<b>0.14</b>	<b>30</b>	<b>67</b>	<b>0.36</b>	<b>21</b>	<b>114</b>	<b>135</b>	<b>0.72</b>	<b>415.0</b>	<b>233.0</b>

## Christian Schaefer • #3 • OH • 6-0 • Mountain View, Calif. (Los Altos)

Overall	MP-MS	GP	Kills	Err	Att	Pct.	KPG	Ast	APG	Ace	Digs	DPG	BS	BA	TB	BPG	Pts.	P/M
2007-Fr.	1-0	1	1	0	1	1.000	1.00	0	0.00	0	0	0.00	0	0	0	0.00	1.0	1
2008-So.	15-0	25	18	13	95	.053	0.72	0	0.00	1	8	0.32	0	5	5	0.20	21.5	6.5
<b>Totals</b>	<b>16-0</b>	<b>26</b>	<b>19</b>	<b>13</b>	<b>96</b>	<b>.062</b>	<b>0.73</b>	<b>0</b>	<b>0.00</b>	<b>1</b>	<b>8</b>	<b>0.31</b>	<b>0</b>	<b>5</b>	<b>5</b>	<b>0.19</b>	<b>22.5</b>	<b>7.5</b>

## Lauren Schaefer • #4 • MB • 6-3 • Mountain View, Calif. (Los Altos)

Overall	MP-MS	GP	Kills	Err	Att	Pct.	KPG	Ast	APG	Ace	Digs	DPG	BS	BA	TB	BPG	Pts.	P/M
2005-Fr.	28-26	103	154	65	367	.243	1.50	5	0.05	0	20	0.19	11	77	88	0.85	203.5	130.5
2006-So.	28-23	99	226	68	525	.301	2.28	8	0.08	1	31	0.31	13	79	92	0.93	279.5	202.5
2007-Jr.	20-20	75	233	52	503	.360	3.11	4	0.05	3	29	0.39	10	52	62	0.83	272.0	209
2008-Sr.	25-25	84	173	41	436	.303	2.06	5	0.06	1	23	0.27	12	57	69	0.82	214.5	165.5
<b>Totals</b>	<b>101-94</b>	<b>363</b>	<b>786</b>	<b>226</b>	<b>1831</b>	<b>.306</b>	<b>2.18</b>	<b>22</b>	<b>0.06</b>	<b>5</b>	<b>103</b>	<b>0.29</b>	<b>46</b>	<b>265</b>	<b>311</b>	<b>0.86</b>	<b>969.5</b>	<b>707.5</b>

## Melissa Schutz • #7 • MB • 6-0 • Newport Beach, Calif. (Newport Beach)

Overall	MP-MS	GP	Kills	Err	Att	Pct.	KPG	Ast	APG	Ace	Digs	DPG	BS	BA	TB	BPG	Pts.	P/M
1995-Fr.	13-13	50	135	39	295	.325	2.70	7	0.14	19	94	1.88	9	33	42	.84	179.5	112.5
1996-So.	28-26	93	255	93	584	.277	2.74	12	0.13	23	131	1.41	9	57	66	.71	315.5	163.5
1997-Jr.	31-27	97	259	97	592	.274	2.67	18	0.19	27	160	1.65	6	72	78	.80	328.0	156.0
1998-Sr.	29-17	74	148	59	340	.262	2.00	15	0.20	23	142	1.92	2	51	53	.72	198.5	135.5
<b>Totals</b>	<b>101-63</b>	<b>314</b>	<b>797</b>	<b>288</b>	<b>1811</b>	<b>.281</b>	<b>2.54</b>	<b>52</b>	<b>0.17</b>	<b>92</b>	<b>527</b>	<b>1.68</b>	<b>26</b>	<b>213</b>	<b>239</b>	<b>.76</b>	<b>1021.5</b>	<b>567.5</b>

## Kerra Schroeder • #6 • OH • 6-0 • San Diego, Calif. (Torrey Pines)

Overall	MP-MS	GP	Kills	Err	Att	Pct.	KPG	Ast	APG	Ace	Digs	DPG	BS	BA	TB	BPG	Pts.	P/M
2009-Fr.	29-29	94	236	144	948	.097	2.51	24	0.26	17	199	2.12	6	34	40	0.71	276.0	70.0
2010-So.	26-26	97	372	158	1168	.183	3.84	12	0.12	22	208	2.14	3	29	37	0.38	146.5	200.5
2011-Jr.	30-30	109	431	220	1405	.150	3.95	34	0.31	23	286	2.62	12	32	44	0.40	482.0	204.0
2012-Sr.	2-2	4	11	2	29	.310	2.75	1	0.25	4	13	3.25	0	1	1	0.25	15.5	13.5
2013-RS.	32-32	118	221	112	660	.165	1.87	30	0.25	18	274	2.32	2	51	53	0.45	266.5	73.5
<b>Totals</b>	<b>119-119</b>	<b>422</b>	<b>1271</b>	<b>636</b>	<b>4210</b>	<b>.151</b>	<b>3.01</b>	<b>101</b>	<b>0.24</b>	<b>84</b>	<b>980</b>	<b>2.32</b>	<b>28</b>	<b>147</b>	<b>175</b>	<b>0.41</b>	<b>1456.5</b>	<b>561.5</b>

## Tracy Seiler • #3 • S • 5-8 • Chicago, Ill. (Maria)

Overall	MP-MS	GP	Kills	Err	Att	Pct.	KPG	Ast	APG	Ace	Digs	DPG	BS	BA	TB	BPG	Pts.	P/M
1993-RF.	18-0	33	2	0	6	.333	.06	1	0.03	0	24	.73	0	0	0	.00	2.0	-8.0
1994-So.	31-19	94	30	13	89	.191	.32	979	10.41	15	188	2.00	3	27	30	.32	61.5	5.5
<b>Totals</b>	<b>49-19</b>	<b>127</b>	<b>32</b>	<b>13</b>	<b>95</b>	<b>.200</b>	<b>.25</b>	<b>980</b>	<b>7.72</b>	<b>15</b>	<b>212</b>	<b>1.67</b>	<b>3</b>	<b>27</b>	<b>30</b>	<b>.24</b>	<b>63.5</b>	<b>-2.5</b>

Seiler redshirted for the 1992 season.

## Stephanie Shadley • #2 • OH/DS • 6-0 • Lewisville, Texas (Prince of Peace Christian)

Overall	MP-MS	GP	Kills	Err	Att	Pct.	KPG	Ast	APG	Ace	Digs	DPG	BS	BA	TB	BPG	Pts.	P/M
2014-Fr.	25-8	72	22	13	67	.134	0.31	7	0.10	17	91	1.26	0	1	1	0.01	39.5	-10.5
2015-So.	24-3	66	15	8	51	.137	0.23	3	0.05	4	54	0.82	1	2	3	0.05	21.0	-9.0
2016-Jr.	30-30	116	258	138	901	.133	2.22	12	0.10	19	276	2.38	2	38	40	0.34	298.0	97.0
2017-Sr.	30-3	77	31	10	121	.174	0.40	4	0.05	7	66	0.86	1	9	10	0.13	43.5	21.5
<b>Totals</b>	<b>109-44</b>	<b>331</b>	<b>326</b>	<b>169</b>	<b>1140</b>	<b>.138</b>	<b>0.98</b>	<b>26</b>	<b>0.08</b>	<b>47</b>	<b>487</b>	<b>1.47</b>	<b>4</b>	<b>50</b>	<b>54</b>	<b>0.16</b>	<b>402.0</b>	<b>99.0</b>

## Frankie Shebby • #1 • OH • 6-0 • La Mirada, Calif. (Mater Dei/Oregon)

Overall	MP-MS	GP	Kills	Err	Att	Pct.	KPG	Ast	APG	Ace	Digs	DPG	BS	BA	TB	BPG	Pts.	P/M
2017-Jr.	31-31	117	409	178	1165	.198	3.50	34	0.29	16	302	2.58	15	62	77	0.66	471.0	192.0

## Jennifer Sherlock • #10 • S • 5-9 • Flossmoor, Ill. (Homewood-Flossmoor)

Overall	MP-MS	GP	Kills	Err	Att	Pct.	KPG	Ast	APG</
---------	-------	----	-------	-----	-----	------	-----	-----	-------



# ALL-TIME BUFFS: S-S

## Cierra Simpson • #10 • DS/L • 6-0 • Colorado Springs, Colo. (Doherty)

Overall	MP-MS	GP	Kills	Err	Att	Pct.	KPG	Ast	APG	Ace	Digs	DPG	BS	BA	TB	BPG	Pts.	P/M
2013-Fr.	32-0	116	1	4	14	-.214	0.01	79	0.68	28	372	3.21	0	0	0	0.00	29.0	-42.0
2014-So.	34-0	132	1	3	11	-.182	0.01	124	0.94	28	519	3.93	0	0	0	0.00	30.0	-45.0
2015-Jr.	32-0	124	3	0	23	.130	0.02	124	1.00	19	505	4.07	0	0	0	0.00	22.0	-30.0
2016-Sr.	30-0	121	2	1	17	.059	0.02	111	0.92	15	444	3.67	0	0	0	0.00	17.0	-50.0
<b>Totals</b>	<b>128-0</b>	<b>493</b>	<b>7</b>	<b>8</b>	<b>65</b>	<b>-.015</b>	<b>0.01</b>	<b>438</b>	<b>0.89</b>	<b>91</b>	<b>1840</b>	<b>3.73</b>	<b>0</b>	<b>0</b>	<b>0</b>	<b>0.00</b>	<b>98.0</b>	<b>-167.0</b>



Cierra Simpson

## Gabby Simpson • #13 • S/H • 6-3 • Colorado Springs, Colo. (Doherty)

Overall	MP-MS	GP	Kills	Err	Att	Pct.	KPG	Ast	APG	Ace	Digs	DPG	BS	BA	TB	BPG	Pts.	P/M
2014-Fr.	34-33	131	184	113	586	.121	1.40	639	4.88	20	231	1.76	6	48	55	0.42	234.5	37.5
2015-So.	32-32	123	419	203	1083	.199	3.41	100	0.81	26	210	1.71	3	80	83	0.67	488.0	154.0
2016-Jr.	22-22	87	215	97	548	.215	2.48	477	5.48	10	203	2.33	3	53	56	0.64	254.5	113.5
<b>Totals</b>	<b>88-87</b>	<b>341</b>	<b>818</b>	<b>413</b>	<b>2217</b>	<b>.183</b>	<b>2.40</b>	<b>1216</b>	<b>3.57</b>	<b>56</b>	<b>644</b>	<b>1.89</b>	<b>12</b>	<b>182</b>	<b>194</b>	<b>0.57</b>	<b>977.0</b>	<b>305.0</b>



Taylor Simpson

## Taylor Simpson • #16 • OH • 6-3 • Colorado Springs, Colo. (Doherty/Missouri)

Overall	MP-MS	GP	Kills	Err	Att	Pct.	KPG	Ast	APG	Ace	Digs	DPG	BS	BA	TB	BPG	Pts.	P/M
2013-Jr.	29-29	108	390	194	1131	.173	3.61	24	0.22	9	288	2.67	4	64	68	0.63	435.0	186.0
2014-Sr.	33-33	127	591	175	1395	.298	4.65	29	0.23	22	344	2.71	17	55	72	0.57	657.5	407.5
<b>Totals</b>	<b>62-62</b>	<b>235</b>	<b>981</b>	<b>369</b>	<b>2526</b>	<b>.242</b>	<b>4.17</b>	<b>53</b>	<b>0.23</b>	<b>31</b>	<b>632</b>	<b>2.69</b>	<b>21</b>	<b>119</b>	<b>140</b>	<b>0.60</b>	<b>1092.5</b>	<b>593.5</b>

## Emilee Sisco • #1 • OH • 6-4 • Enumclaw, Wash. (Enumclaw)

Overall	MP-MS	GP	Kills	Err	Att	Pct.	KPG	Ast	APG	Ace	Digs	DPG	BS	BA	TB	BPG	Pts.	P/M
2006-Fr.	5-0	7	0	0	5	.000	0.00	2	0.29	0	0	0.00	0	0	0	0.00	0.00	0.0
2007-So.	25-14	83	248	141	688	.156	2.99	2	0.02	27	52	0.63	5	19	24	0.29	278.5	111.5
2008-Jr.	29-12	94	271	147	816	.152	2.88	8	0.09	8	73	0.78	4	34	38	0.40	300.0	132.0
<b>Totals</b>	<b>59-26</b>	<b>184</b>	<b>519</b>	<b>288</b>	<b>1509</b>	<b>.153</b>	<b>2.82</b>	<b>12</b>	<b>0.07</b>	<b>24</b>	<b>125</b>	<b>0.68</b>	<b>9</b>	<b>53</b>	<b>62</b>	<b>0.34</b>	<b>578.5</b>	<b>243.5</b>



Lisa Small



Andrea Smith

## Lisa Small • #1 • DS • 5-7 • Galt, Calif. (Galt)

Overall	MP-MS	GP	Kills	Err	Att	Pct.	KPG	Ast	APG	Ace	Digs	DPG	BS	BA	TB	BPG	Pts.	P/M
1997-Fr.	21-2	49	0	1	2	-.500	.00	5	0.10	0	26	.53	0	0	0	.00	0.0	-4.0
1998-So.	20-1	30	0	0	1	.000	.00	0	0.00	3	10	.33	0	0	0	.00	3.0	3.0
1999-Jr.	28-3	70	0	0	0	.000	.00	6	0.09	5	68	.97	0	0	0	.00	5.0	-3.0
2000-Sr.	29-17	106	1	1	14	.000	.01	13	0.10	27	284	2.68	0	0	0	.00	28.5	3.5
<b>Totals</b>	<b>98-23</b>	<b>255</b>	<b>1</b>	<b>2</b>	<b>16</b>	<b>-.062</b>	<b>.00</b>	<b>24</b>	<b>0.09</b>	<b>35</b>	<b>388</b>	<b>1.52</b>	<b>0</b>	<b>0</b>	<b>0</b>	<b>.00</b>	<b>36.5</b>	<b>-5</b>



Lisa Soulliere



Rosie Steinhaus

## Alexa Smith • #7 • OH • 6-1 • Colorado Springs, Colo. (Doherty/Purdue)

Overall	MP-MS	GP	Kills	Err	Att	Pct.	KPG	Ast	APG	Ace	Digs	DPG	BS	BA	TB	BPG	Pts.	P/M
2016-So.	30-30	120	380	151	1075	.213	3.17	15	0.12	21	313	2.61	3	51	54	0.45	429.5	209.5
2017-Jr.	32-32	122	484	164	1330	.241	3.97	24	0.20	20	345	2.83	8	38	46	0.38	531.0	308.0
<b>Totals</b>	<b>62-62</b>	<b>242</b>	<b>864</b>	<b>315</b>	<b>2405</b>	<b>.228</b>	<b>3.57</b>	<b>39</b>	<b>0.16</b>	<b>41</b>	<b>658</b>	<b>2.72</b>	<b>11</b>	<b>89</b>	<b>100</b>	<b>0.41</b>	<b>960.5</b>	<b>517.5</b>

## Andrea Smith • #13 • OH • 5-11 • Sterling, Colo. (Sterling)

Overall	MP-MS	GP	Kills	Err	Att	Pct.	KPG	Ast	APG	Ace	Digs	DPG	BS	BA	TB	BPG	Pts.	P/M
1986-Fr.	23-23	79	160	132	605	.046	2.03	6	0.08	14	169	2.14	17	19	36	.46	171.5	-61.5
1987-So.	7-0	11	6	8	38	-.053	.55	0	0.00	0	10	.91	1	0	1	.09	7.0	-12.0
<b>Totals</b>	<b>30-23</b>	<b>90</b>	<b>166</b>	<b>140</b>	<b>643</b>	<b>.040</b>	<b>1.84</b>	<b>6</b>	<b>0.07</b>	<b>14</b>	<b>179</b>	<b>1.99</b>	<b>18</b>	<b>19</b>	<b>37</b>	<b>.41</b>	<b>178.6</b>	<b>-73.5</b>

## Lisa Soulliere • #11 • MB • 6-1 • Littleton, Colo. (Columbine/Nebraska)

Overall	MP-MS	GP	Kills	Err	Att	Pct.	KPG	Ast	APG	Ace	Digs	DPG	BS	BA	TB	BPG	Pts.	P/M
1987-So.	29-29	102	166	64	404	.252	1.63	8	0.08	22	98	.96	46	57	103	1.01	262.5	120.5
1988-Jr.	35-35	118	230	78	565	.269	1.95	19	0.16	29	147	1.25	69	72	141	1.19	364.0	213.0
1989-Sr.	33-32	119	354	96	764	.338	2.97	25	0.21	38	243	2.04	59	109	168	1.41	497.5	329.5
<b>Totals</b>	<b>97-96</b>	<b>339</b>	<b>750</b>	<b>238</b>	<b>1733</b>	<b>.295</b>	<b>2.21</b>	<b>52</b>	<b>0.15</b>	<b>89</b>	<b>488</b>	<b>1.44</b>	<b>174</b>	<b>238</b>	<b>412</b>	<b>1.22</b>	<b>1124.0</b>	<b>663.0</b>

## Justine Spann • #5 • OH • 5-8 • Chandler, Ariz. (Basha)

Overall	MP-MS	GP	Kills	Err	Att	Pct.	KPG	Ast	APG	Ace	Digs	DPG	BS	BA	TB	BPG	Pts.	P/M
2016-Fr.	17-0	43	57	33	175	.137	1.33	5	0.14	4	54	1.26	1	10	11	0.26	67.0	24.0
2017-So.	32-2	104	31	12	92	.207	0.30	8	0.08	19	162	1.56	0	2	2	0.02	51.0	5.0
<b>Totals</b>	<b>49-2</b>	<b>147</b>	<b>88</b>	<b>45</b>	<b>267</b>	<b>.161</b>	<b>0.60</b>	<b>13</b>	<b>0.09</b>	<b>23</b>	<b>216</b>	<b>1.47</b>	<b>1</b>	<b>12</b>	<b>13</b>	<b>0.09</b>	<b>118.0</b>	<b>29.0</b>

## Kelsey Spencer • #18 • OH • 5-10 • Boulder, Colo. (Fairview)

Overall	MP-MS	GP	Kills	Err	Att	Pct.	KPG	Ast	APG	Ace	Digs	DPG	BS	BA	TB	BPG	Pts.	P/M
2011-Fr.	2-0	4	0	0	0	.000	0.00	0	0.00	1	0	0.00	0	0	0	0.00	1.0	1.0
2012-So.	5-0	7	2	0	3	.667	0.29	0	0.00	1	2	0.33	0	0	0	0.00	3.0	1.0
<b>Totals</b>	<b>7-0</b>	<b>11</b>	<b>2</b>	<b>0</b>	<b>3</b>	<b>.667</b>	<b>0.18</b>	<b>0</b>	<b>0.00</b>	<b>2</b>	<b>2</b>	<b>0.18</b>	<b>0</b>	<b>0</b>	<b>0</b>	<b>0.00</b>	<b>4.0</b>	<b>2.0</b>

## Lucy Stearns • #4 • S • 5-8 • Littleton, Colo. (Arapahoe)

Overall	MP-MS	GP	Kills	Err	Att	Pct.	KPG	Ast	APG	Ace	Digs	DPG	BS	BA	TB	BPG	Pts.	P/M
1986-Fr.	21-7	70	11	6	38	.132	.16	101	1.44	23	144	2.06	2	8	10	.14	32.0	-11.0

## Rosie Steinhaus • #11 • MB • 6-1 • Flagstaff, Ariz. (Flagstaff)

Overall	MP-MS	GP	Kills	Err	Att	Pct.	KPG	Ast	APG	Ace	Digs	DPG	BS	BA	TB	BPG	Pts.	P/M
2007-Fr.	15-9	47	43	30	131	.099	0.91	3	0.06	0	13	0.28	3	27	30	0.64	62.5	37
2008-So.	DNC																	
2009-RSo.	28-28	91	243	104	712	1.95	2.67	17	0.19	18	156	1.71	3	46	49	0.54	287.0	112.0
2010-Sr.	26-20	97	151	80	544	.131	1.56	7	0.07	0	63	0.65	3	47	50	0.52	177.5	81.5
<b>Totals</b>	<b>69-57</b>	<b>235</b>	<b>437</b>	<b>214</b>	<b>1387</b>	<b>.161</b>	<b>1.86</b>	<b>27</b>	<b>0.11</b>	<b>21</b>	<b>232</b>	<b>0.99</b>	<b>9</b>	<b>120</b>	<b>129</b>	<b>0.55</b>	<b>527.0</b>	<b>230.5</b>

## Erin Stock • #22 • S • 5-10 • Pueblo West, Colo. (Coronado/Fresno State)


Overall	MP-MS	GP	Kills	Err	Att	Pct.	KPG	Ast	APG	Ace	Digs	DPG	BS	BA	TB	BPG	Pts.	P/M
2011-Fr.	5-0	12	5	0	6	.833	0.42	47	3.92	3	9	0.75	0	0	0	0.00	8.0	6.0

## Amber Sutherland • #12 • OH • 5-10 • Glenwood Springs, Colo. (Glenwood Springs)

Overall	MP-MS	GP	Kills	Err	Att	Pct.	KPG	Ast	APG	Ace	Digs	DPG	BS	BA	TB	BPG	Pts.	P/M
2004-Fr.	11-0	19	25	19	70	.086	1.32	0	0.00	0	16	0.84	0	5	5	0.26	27.5	4.5
2005-So.	28-28	109	421	182	949	.252	3.86	43	0.39	8	290	2.66	13	30	43	0.39	457.0	186.0
2006-Jr.	29-29	109	456	253	1182	.172	4.18	47	0.43	22	312	2.86	9	60	69	0.63	517.0	251.0
2007-RS	INJ																	
2008-Sr.	29-29	104	240	159	753	.108	2.31	33	0.32	20	245	2.36	5	24	29	0.28	277.0	61.0
<b>Totals</b>	<b>97-86</b>	<b>341</b>	<b>1142</b>	<b>613</b>	<b>2954</b>	<b>.179</b>	<b>3.35</b>	<b>123</b>	<b>0.36</b>	<b>50</b>	<b>863</b>	<b>2.53</b>	<b>27</b>	<b>119</b>	<b>146</b>	<b>0.43</b>	<b>1278.5</b>	<b>502.5</b>



# ALL-TIME BUFFS: T-W



Rachel Wacholder



Kim  
Taskey



Monica  
Vesanovic



Therese  
Viñal



Nicole  
Vranesh

## Kim Taskey • #7 • LS • 5-11 • Portage, Mich. (Portage Northern)

Overall	MP-MS	GP	Kills	Err	Att	Pct.	KPG	Ast	APG	Ace	Digs	DPG	BS	BA	TB	BPG	Pts.	P/M
1999-Fr.	24-2	52	114	60	342	.158	2.19	9	0.17	13	82	1.58	1	18	19	.37	137.0	55.0
2000-So.	27-10	89	174	101	505	.145	1.96	36	0.40	13	166	1.87	2	11	13	.15	194.5	40.5
2001-Jr.	27-12	74	134	73	401	.152	1.81	37	0.50	15	150	2.16	0	16	16	.22	157.0	23.0
2002-Sr.	30-29	108	236	127	685	.159	2.19	62	0.57	22	320	2.96	4	34	38	.35	279.0	64.0
<b>Totals</b>	<b>108-55</b>	<b>331</b>	<b>658</b>	<b>362</b>	<b>1946</b>	<b>.152</b>	<b>1.99</b>	<b>146</b>	<b>0.44</b>	<b>63</b>	<b>733</b>	<b>2.21</b>	<b>7</b>	<b>79</b>	<b>86</b>	<b>.26</b>	<b>767.5</b>	<b>182.5</b>

## Erin Taylor • #12 • OH • 5-10 • Sugarland, Texas (William P. Clements)

Overall	MP-MS	GP	Kills	Err	Att	Pct.	KPG	Ast	APG	Ace	Digs	DPG	BS	BA	TB	BPG	Pts.	P/M
2012-Fr.	4-0	4	0	0	0	.000	0.00	0	0.00	0	0	0.00	0	0	0	0.00	0.00	0.0
2013-So.	0-0	0	0	0	0	.000	0.00	0	0.00	0	0	0.00	0	0	0	0.00	0.00	0.0
2014-Jr.	5-0	6	0	0	0	.000	0.00	0	0.00	0	2	0.33	0	0	0	0.00	0.0	-2.0
<b>Totals</b>	<b>7-0</b>	<b>7</b>	<b>0</b>	<b>0</b>	<b>0</b>	<b>.000</b>	<b>0.00</b>	<b>0</b>	<b>0.00</b>	<b>0</b>	<b>2</b>	<b>0.29</b>	<b>0</b>	<b>0</b>	<b>0</b>	<b>0.00</b>	<b>0.0</b>	<b>-2.0</b>

## Morgan Tholen • #12 • OH • 5-10 • Lake Quivira, Kan. (St. James Academy)

Overall	MP-MS	GP	Kills	Err	Att	Pct.	KPG	Ast	APG	Ace	Digs	DPG	BS	BA	TB	BPG	Pts.	P/M
2010-Fr.	4-0	5	0	0	0	.000	0.00	0	0.00	0	0	0.00	0	0	0	0.00	0.0	-1

## Emily Todd • #11 • OH • 5-9 • Longview, Texas (Longview/Navarro JC)

Overall	MP-MS	GP	Kills	Err	Att	Pct.	KPG	Ast	APG	Ace	Digs	DPG	BS	BA	TB	BPG	Pts.	P/M
2012-So.	21-5	55	9	11	44	-.045	0.16	4	0.07	3	56	1.02	0	1	1	0.02	12.5	16.5

## Alyssa Valentine • #9 • S • 5-10 • Tustin, Calif. (Edison/George Washington)

Overall	MP-MS	GP	Kills	Err	Att	Pct.	KPG	Ast	APG	Ace	Digs	DPG	BS	BA	TB	BPG	Pts.	P/M
2010-Jr.	26-26	96	48	21	149	.181	0.50	828	8.62	7	164	1.71	3	28	31	0.32	72.0	19
2011-Sr.	23-23	85	57	17	146	.274	0.67	818	9.62	5	160	1.88	2	34	36	0.42	81.0	22.0
<b>Totals</b>	<b>49-49</b>	<b>181</b>	<b>105</b>	<b>38</b>	<b>295</b>	<b>.227</b>	<b>0.58</b>	<b>1646</b>	<b>9.09</b>	<b>12</b>	<b>324</b>	<b>1.79</b>	<b>5</b>	<b>62</b>	<b>67</b>	<b>0.37</b>	<b>153.0</b>	<b>41.0</b>

## Wendy Van Wyhe • #9 • MB • 6-1 • Chino, Calif. (Ontario Christian)

Overall	MP-MS	GP	Kills	Err	Att	Pct.	KPG	Ast	APG	Ace	Digs	DPG	BS	BA	TB	BPG	Pts.	P/M
1989-RFr.	33-18	104	160	64	394	.244	1.54	11	0.11	1	54	.52	34	64	98	.94	227.0	135.0
1990-So.	34-28	119	289	97	635	.302	2.43	8	0.07	9	114	.96	71	64	135	1.13	396.0	250.0
1991-Jr.	34-34	122	359	95	754	.350	2.94	3	0.02	10	85	.70	43	66	109	.89	430.0	296.0
<b>Totals</b>	<b>101-80</b>	<b>345</b>	<b>808</b>	<b>256</b>	<b>1783</b>	<b>.310</b>	<b>2.34</b>	<b>22</b>	<b>0.06</b>	<b>20</b>	<b>253</b>	<b>.73</b>	<b>148</b>	<b>194</b>	<b>342</b>	<b>.99</b>	<b>1053.0</b>	<b>681.0</b>

Van Wyhe redshirted the 1988 season.

## Ashley VenHorst • #14 • DS/L • 5-7 • Bettendorf, Iowa (Pleasant Valley)

Overall	MP-MS	GP	Kills	Err	Att	Pct.	KPG	Ast	APG	Ace	Digs	DPG	BS	BA	TB	BPG	Pts.	P/M
2005-Fr.	11-0	22	0	0	0	.000	0.00	3	0.14	1	9	0.41	0	0	0	0.00	1.0	-3.0
2006-So.	5-0	11	0	0	0	.000	0.00	0	0.00	0	11	1.00	0	0	0	0.00	0.0	-1.0
2007-Jr.	28-7	103	0	0	3	.000	0.00	10	0.10	3	160	1.55	0	0	0	0.00	3.0	-36
2008-Sr.	29-14	100	0	1	2	-.500	0.00	22	0.22	3	167	1.67	0	0	0	0.00	3.0	-29
<b>Totals</b>	<b>74-21</b>	<b>236</b>	<b>0</b>	<b>1</b>	<b>5</b>	<b>-.200</b>	<b>0.00</b>	<b>35</b>	<b>0.15</b>	<b>7</b>	<b>347</b>	<b>1.47</b>	<b>0</b>	<b>0</b>	<b>0</b>	<b>0.00</b>	<b>7.0</b>	<b>-69</b>

## Monica Vesanovic • #12 • DS • 5-5 • Los Altos, Calif. (St. Francis)

Overall	MP-MS	GP	Kills	Err	Att	Pct.	KPG	Ast	APG	Ace	Digs	DPG	BS	BA	TB	BPG	Pts.	P/M
2000-Fr.	13-1	30	0	0	1	.000	0.00	4	0.13	0	24	0.80	0	0	0	0.00	0.0	-6.0
2001-So.	21-10	57	0	0	0	—	0.00	16	0.28	7	83	1.46	0	0	0	0.00	7.0	-4.0
2002-Jr.	29-4	97	2	0	2	1.000	0.02	12	0.12	11	76	0.78	1	1	2	0.02	14.5	-21.5
2003-Sr.	30-0	94	0	1	3	-.333	0.00	2	0.02	19	50	0.53	0	0	0	0.00	19.0	-4.0
<b>Totals</b>	<b>93-15</b>	<b>278</b>	<b>2</b>	<b>1</b>	<b>6</b>	<b>.167</b>	<b>0.01</b>	<b>34</b>	<b>0.12</b>	<b>37</b>	<b>233</b>	<b>0.84</b>	<b>1</b>	<b>1</b>	<b>2</b>	<b>0.01</b>	<b>40.5</b>	<b>-35.5</b>

## Sara Villwock • #4 (2000) & #1 (2001) • LS • 6-1 • Fort Collins, Colo. (Rocky Mountain)

Overall	MP-MS	GP	Kills	Err	Att	Pct.	KPG	Ast	APG	Ace	Digs	DPG	BS	BA	TB	BPG	Pts.	P/M
2000-Fr.	29-19	91	251	142	707	.154	2.76	48	0.53	16	197	2.16	1	40	41	.45	288.0	74.0
2001-So.	30-21	93	252	149	710	.144	2.71	54	0.58	14	236	2.54	10	36	46	.49	294.0	65.0
<b>Totals</b>	<b>59-40</b>	<b>184</b>	<b>503</b>	<b>291</b>	<b>1417</b>	<b>.149</b>	<b>2.74</b>	<b>102</b>	<b>0.56</b>	<b>30</b>	<b>433</b>	<b>2.32</b>	<b>11</b>	<b>76</b>	<b>87</b>	<b>.47</b>	<b>582.0</b>	<b>139.0</b>

## Therese Viñal • #16 • DS • 5-8 • Santa Clara, Calif. (Presentation)

Overall	MP-MS	GP	Kills	Err	Att	Pct.	KPG	Ast	APG	Ace	Digs	DPG	BS	BA	TB	BPG	Pts.	P/M
2004-Fr.	26-0	70	0	0	0	.000	0.00	10	0.14	10	137	1.96	0	0	0	0.0	10.0	-18.0
2005-So.	27-0	95	0	0	0	.000	0.00	14	0.15	24	227	2.39	0	0	0	0.00	24.0	-28.0
2006-Jr.	5-0	8	0	0	0	.000	0.00	1	0.12	1	7	0.88	0	0	0	0.00	1.0	1.0
2007-Sr.	3-1	3	0	0	2	.000	0.00	0	0.00	0	0	0.00	0	0	0	0.00	0.0	0
<b>Totals</b>	<b>61-0</b>	<b>176</b>	<b>0</b>	<b>0</b>	<b>0</b>	<b>.000</b>	<b>0.00</b>	<b>25</b>	<b>0.14</b>	<b>35</b>	<b>371</b>	<b>2.11</b>	<b>0</b>	<b>0</b>	<b>0</b>	<b>0.00</b>	<b>35.0</b>	<b>-45</b>

## Nicole Vranesh • #7 • S • 5-8 • Las Vegas, Nev. (Bonanza)

Overall	MP-MS	GP	Kills	Err	Att	Pct.	KPG	Ast	APG	Ace	Digs	DPG	BS	BA	TB	BPG	Pts.	P/M
1990-Fr.	32-19	107	61	14	135	.348	.57	648	6.06	16	207	1.93	4	21	25	.23	91.5	32.5
1991-So.	35-35	126	101	40	280	.218	.80	1712	13.59	25	352	2.79	7	48	55	.44	156.0	45.0
1992-Jr.	31-31	110	99	42	251	.227	.90	1360	11.99	18	331	3.01	4	31	35	.32	137.5	47.5
1993-Sr.	32-30	114	111	38	277	.264	.97	1541	13.52	24	358	3.14	12	25	37	.32	159.5	74.5
<b>Totals</b>	<b>130-115</b>	<b>457</b>	<b>372</b>	<b>134</b>	<b>943</b>	<b>.227</b>	<b>.81</b>	<b>5261</b>	<b>11.42</b>	<b>83</b>	<b>1248</b>	<b>2.73</b>	<b>27</b>	<b>125</b>	<b>152</b>	<b>.33</b>	<b>544.5</b>	<b>199.5</b>

## Rachel Wacholder • #11 • LS/RS • 5-8 • Laguna Beach, Calif. (Laguna Beach)

Overall	MP-MS	GP	Kills	Err	Att	Pct.	KPG	Ast	APG	Ace	Digs	DPG	BS	BA	TB	BPG	Pts.	P/M
1993-Fr.	32-30	105	219	79	569	.246	2.09	51	0.49	26	296	2.82	6	28	34	.32	265.0	141.0
1994-So.	31-30	104	371	149	1206	.184	3.57	31	0.30	45	318	3.06	16	27	43	.41	445.5	182.5
1995-Jr.	28-28	107	438	186	1383	.182	4.09	10	0.09	38	399	3.73	6	22	28	.26	493.0	209.0
1996-Sr.	29-29	103	456	130	1181	.276	4.43	48	0.47	36	329	3.19	10	41	51	.50	522.5	313.5
<b>Totals</b>	<b>120-117</b>	<b>419</b>	<b>1484</b>	<b>544</b>	<b>4339</b>	<b>.217</b>	<b>3.54</b>	<b>140</b>	<b>0.33</b>	<b>145</b>	<b>1342</b>	<b>3.20</b>	<b>38</b>	<b>118</b>	<b>156</b>	<b>.37</b>	<b>1726.0</b>	<b>846.0</b>

## Hannah Walker • #5 • DS • 5-5 • Peyton, Colo. (Colorado Springs Christian)

Overall	MP-MS	GP	Kills	Err	Att	Pct.	KPG	Ast	APG	Ace	Digs	DPG	BS	BA	TB	BPG	Pts.	P/M
2010-Fr.	19-3	57	1	0	5	.200	0.02	4	0.07	3	79	1.39	0	0	0	0.00	4.0	-19
2011-So.	9-0	19	0	0	1	.000	0.00	1	0.05	4	13	0.68	0	0	0	0.00	4.0	-2.0
<b>Totals</b>	<b>28-3</b>	<b>76</b>	<b>1</b>	<b>0</b>	<b>6</b>	<b>.167</b>	<b>0.01</b>	<b>5</b>	<b>0.07</b>	<b>7</b>	<b>92</b>	<b>1.21</b>	<b>0</b>	<b>0</b>	<b>0</b>	<b>0.00</b>	<b>8.0</b>	<b>-21.0</b>

## Kassidi Warnock • #15 • DS/L • 5-7 • Colorado Springs, Colo. (Liberty)

Overall	MP-MS	GP	Kills	Err	Att	Pct.	KPG	Ast	APG	Ace	Digs	DPG	BS	BA	TB	BPG	Pts.	P/M
2009-Fr.	15-0	26	0	0	0	.000	0.00	3	0.12	0	13	0.50	0	0	0	0.00	0.0	6.0



# ALL-TIME BUFFS: W-2

## Callie Webster • #6 • DS/L • 5-10 • Mercer Island, Wash. (Mercer Island/New Hampshire)

Overall	MP-MS	GP	Kills	Err	Att	Pct.	KPG	Ast	APG	Ace	Digs	DPG	BS	BA	TB	BPG	Pts.	P/M
2006-So.	29-9	98	1	1	6	0.00	0.01	19	0.19	0	190	1.94	0	0	0	0.00	1.0	-25.0
2007-Jr.	28-0	109	6	1	20	.250	0.06	33	0.30	25	466	4.28	0	0	0	0.00	31.0	-31
2008-Sr.	27-2	97	3	0	5	.600	0.03	20	0.21	17	386	3.98	0	0	0	0.00	20.0	-12
<b>Totals</b>	<b>84-11</b>	<b>304</b>	<b>10</b>	<b>2</b>	<b>31</b>	<b>.258</b>	<b>0.03</b>	<b>72</b>	<b>0.24</b>	<b>42</b>	<b>1042</b>	<b>3.43</b>	<b>0</b>	<b>0</b>	<b>0</b>	<b>0.00</b>	<b>52.0</b>	<b>-68</b>



Callie Webster



Leah Williams

## Kirsten Wicks • #9 • OH • 6-2 • Wheaton, Ill. (Wheaton)

Overall	MP-MS	GP	Kills	Err	Att	Pct.	KPG	Ast	APG	Ace	Digs	DPG	BS	BA	TB	BPG	Pts.	P/M
2007-Fr.	6-0	11	11	8	31	.097	1.00	0	0.00	0	5	0.45	0	0	0	0.00	11.0	-2
2008-Sr.	14-0	23	16	17	68	-.015	0.70	2	0.09	1	9	0.39	0	4	4	0.17	19.0	-4
<b>Totals</b>	<b>20-0</b>	<b>34</b>	<b>27</b>	<b>25</b>	<b>99</b>	<b>.020</b>	<b>0.79</b>	<b>2</b>	<b>0.06</b>	<b>1</b>	<b>14</b>	<b>0.41</b>	<b>0</b>	<b>4</b>	<b>4</b>	<b>0.12</b>	<b>30.0</b>	<b>-6</b>

## Leah Williams • #5 • MB • San Diego, Calif. (La Jolla)

Overall	MP-MS	GP	Kills	Err	Att	Pct.	KPG	Ast	APG	Ace	Digs	DPG	BS	BA	TB	BPG	Pts.	P/M
1992-Fr.	26-5	47	39	13	47	.149	.83	12	0.26	11	28	.60	4	14	18	.38	60.0	40.0
1993-So.	27-25	95	247	108	592	.235	2.60	16	0.17	23	245	2.58	19	50	69	.63	314.0	153.0
1994-Jr.	31-30	102	280	98	586	.311	2.75	16	0.16	22	282	2.76	29	98	127	1.25	380.0	248.0
1995-Sr.	28-28	107	266	70	566	.346	2.49	11	0.10	34	266	2.49	29	148	177	1.65	403.0	224.0
<b>Totals</b>	<b>112-88</b>	<b>351</b>	<b>832</b>	<b>289</b>	<b>1791</b>	<b>.303</b>	<b>2.37</b>	<b>54</b>	<b>0.15</b>	<b>90</b>	<b>821</b>	<b>2.34</b>	<b>81</b>	<b>310</b>	<b>391</b>	<b>1.11</b>	<b>1157.0</b>	<b>665.0</b>

## Rachel Whipple • #12 • DS/L • 5-7 • Centennial, Colo. (Smoky Hill)

Overall	MP-MS	GP	Kills	Err	Att	Pct.	KPG	Ast	APG	Ace	Digs	DPG	BS	BA	TB	BPG	Pts.	P/M
2016-Fr.	5-0	8	0	0	0	.000	0.00	0	0.00	0	5	0.62	0	0	0	0.00	0.0	-2.0
2017-So.	31-1	95	2	1	7	.143	0.02	13	0.14	13	122	1.28	0	0	0	0.00	15.0	-4.0
<b>Totals</b>	<b>36-1</b>	<b>103</b>	<b>2</b>	<b>1</b>	<b>7</b>	<b>.143</b>	<b>0.02</b>	<b>13</b>	<b>0.13</b>	<b>13</b>	<b>127</b>	<b>1.23</b>	<b>0</b>	<b>0</b>	<b>0</b>	<b>0.00</b>	<b>15.0</b>	<b>-6.0</b>



Staci Wolfe



Janine Zumerchik

## Shelly Wolfe • #8 • S • 6-0 • San Jose, Calif. (St. Francis)

Overall	MP-MS	GP	Kills	Err	Att	Pct.	KPG	Ast	APG	Ace	Digs	DPG	BS	BA	TB	BPG	Pts.	P/M
1995-RFr.	28-27	99	27	12	77	.195	.27	1023	10.33	27	208	2.10	3	51	54	.54	82.5	31.5

Wolfe redshirted the 1994 season.

## Staci Wolfe • #4 • SH • 5-10 • San Jose, Calif. (St. Francis)

Overall	MP-MS	GP	Kills	Err	Att	Pct.	KPG	Ast	APG	Ace	Digs	DPG	BS	BA	TB	BPG	Pts.	P/M
1991-Fr.	35-5	121	167	70	446	.217	1.38	15	0.12	59	298	2.46	2	12	14	.12	234.0	43.0
1992-So.	29-29	99	256	118	735	.188	2.59	32	0.32	45	245	2.47	4	24	28	.28	317.0	85.0
1993-Jr.	32-30	112	427	265	1403	.115	3.81	19	0.17	60	369	3.29	7	25	32	.29	506.5	44.5
1994-Sr.	10-9	34	155	64	383	.238	4.56	8	0.24	10	123	3.61	3	8	11	.32	172.0	48.0
<b>Totals</b>	<b>108-73</b>	<b>376</b>	<b>1005</b>	<b>517</b>	<b>2967</b>	<b>.164</b>	<b>2.67</b>	<b>74</b>	<b>0.20</b>	<b>174</b>	<b>1035</b>	<b>2.75</b>	<b>16</b>	<b>69</b>	<b>85</b>	<b>.27</b>	<b>1229.5</b>	<b>220.5</b>

## Katie Zabransky • #8 • MB • 6-2 • Brookfield, Wis. (Brookfield East)

Overall	MP-MS	GP	Kills	Err	Att	Pct.	KPG	Ast	APG	Ace	Digs	DPG	BS	BA	TB	BPG	Pts.	P/M
1990-RFr.	33-24	110	177	89	462	.190	1.61	10	0.09	16	118	1.07	46	50	96	.87	254.5	99.5
1991-So.	35-35	121	341	121	749	.294	2.82	13	0.11	20	193	1.60	41	88	129	1.07	446.0	228.0
<b>Totals</b>	<b>68-59</b>	<b>231</b>	<b>518</b>	<b>210</b>	<b>1211</b>	<b>.254</b>	<b>2.24</b>	<b>23</b>	<b>0.10</b>	<b>36</b>	<b>311</b>	<b>1.35</b>	<b>87</b>	<b>138</b>	<b>225</b>	<b>.97</b>	<b>700.5</b>	<b>327.5</b>

Zabransky redshirted the 1989 season.

## Kristin Zastrow • #3 • S • 5-6 • Avon, Colo. (Battle Mountain)

Overall	MP-MS	GP	Kills	Err	Att	Pct.	KPG	Ast	APG	Ace	Digs	DPG	BS	BA	TB	BPG	Pts.	P/M
1987-Fr.	26-1	61	1	2	3	-.333	.02	1	0.02	4	50	.82	0	0	0	.00	3.0	-11.0
1988-So.	23-0	44	0	0	0	.000	.00	1	0.02	0	13	.30	0	0	0	.00	0.0	-5.0
<b>Totals</b>	<b>49-1</b>	<b>105</b>	<b>1</b>	<b>2</b>	<b>3</b>	<b>-.333</b>	<b>.01</b>	<b>2</b>	<b>0.02</b>	<b>4</b>	<b>63</b>	<b>.60</b>	<b>0</b>	<b>0</b>	<b>0</b>	<b>.00</b>	<b>3.0</b>	<b>-16.0</b>

## Austin Zimmerman • #7 • OH/MB • 6-0 • Cheney, Wash. (Lewis and Clark)


Overall	MP-MS	GP	Kills	Err	Att	Pct.	KPG	Ast	APG	Aces	Digs	DPG	BS	BA	TB	BPG	Pts.	P/M
2003-Fr.	31-31	110	195	70	468	.267	1.77	48	0.44	20	217	1.97	8	75	83	0.75	260.5	104.5
2004-So.	28-28	98	198	63	455	.297	2.02	20	0.20	14	186	1.90	8	90	98	1.00	265.0	149.0
2005-Jr.	DNP-INJ																	
2006-Sr.	25-16	78	148	36	350	.320	1.90	13	0.17	11	48	0.62	11	60	71	0.91	200.0	148.0
<b>Totals</b>	<b>84-75</b>	<b>286</b>	<b>541</b>	<b>169</b>	<b>1273</b>	<b>.292</b>	<b>1.89</b>	<b>81</b>	<b>0.28</b>	<b>45</b>	<b>451</b>	<b>1.58</b>	<b>27</b>	<b>225</b>	<b>252</b>	<b>0.88</b>	<b>725.5</b>	<b>401.5</b>

## Marie Zimmerman • #9 • S • 6-0 • Lakewood, Colo. (Lakewood/Sacred Heart)

Overall	MP-MS	GP	Kills	Err	Att	Pct.	KPG	Ast	APG	Ace	Digs	DPG	BS	BA	TB	BPG	Pts.	P/M
2016-Sr.	12-1	37	0	1	3	-.333	0.00	105	2.84	2	38	1.03	0	0	0	0.00	2.0	-10.0

## Janine Zumerchik • #2 • MB • 6-2 • Palos Park, Ill. (Carl Sandburg)

Overall	MP-MS	GP	Kills	Err	Att	Pct.	KPG	Ast	APG	Ace	Digs	DPG	BS	BA	TB	BPG	Pts.	P/M
1991-Fr.	30-1	64	63	18	126	.357	.98	6	0.09	4	46	.72	5	23	28	.44	83.5	39.5
1992-So.	31-31	107	312	95	676	.321	2.92	8	0.07	8	123	1.15	20	56	76	.71	368.0	219.0
1993-Jr.	32-30	109	382	124	835	.309	3.50	8	0.07	11	206	1.89	17	51	68	.62	435.5	259.5
1994-Sr.	31-29	102	296	94	707	.286	2.90	12	0.12	13	255	2.50	11	51	62	.61	345.5	198.5
<b>Totals</b>	<b>124-91</b>	<b>382</b>	<b>1053</b>	<b>331</b>	<b>2344</b>	<b>.308</b>	<b>2.76</b>	<b>34</b>	<b>0.09</b>	<b>36</b>	<b>630</b>	<b>1.65</b>	<b>53</b>	<b>181</b>	<b>234</b>	<b>.61</b>	<b>1232.5</b>	<b>716.5</b>



Austin Zimmerman



# WHERE THE BUFFALO ROAM



## Arizona (4)

**Chandler** Justine Spann  
**Flagstaff** Rosie Steinhaus  
**Mesa** Jennifer Meeker  
**Scottsdale** Tiffany Jestadt

## California (45)

### SOUTHERN CALIFORNIA

**Bakersfield** Mallori Gibson  
**Carlsbad** Gwen Herring  
**Chino** Wendy Van Wyhe  
**Coto de Caza** Dana Crary  
**Fountain Valley** Kellie Bruce  
**Irvine** Stephanie Chiang  
**La Mesa** Karrie Downey  
**La Mirada** Frankie Shebby  
**Laguna Beach** Kathleen Bunce  
**Long Beach** Rachel Wacholder  
Ellen Henry  
Buffy Romero  
**Manhattan Beach** Brooke Donahue  
Shannon Parke  
**Newport Beach** Courtney Owens  
Alex Penewell  
Melissa Schutz  
Monique Gerlach  
**Orange** Sonja Russell  
**Poway** Devon Dykstra  
**Redondo Beach** Naghede Abu  
**Riverside** Shana Bowen  
**San Diego** Katelyn Cuff  
Kerra Schroeder  
Leah Williams  
Nikki Brown  
Joslyn Hayes  
Alyssa Valentine

### NORTHERN CALIFORNIA

**Antioch** Jenna Ewert  
**Aptos** Ali Flynn  
Tegan Lynch  
**Crescent City** Jennifer Anderson  
**Galt** Lisa Small  
**Granite Bay** Emily DeMure  
**Los Altos** Diane Johnson  
Kelly Prahm  
Monica Vesanovic  
**Mountain View** Christan Schaefer  
Lauren Schaefer  
Heather Sweeney  
Shelly Wolfe  
Staci Wolfe  
Therese Viñal  
**Santa Clara** Gabrielle Carta-Samuels  
**Saratoga** Anne Marie Cochran  
Kat Constantine  
Alison Koepke  
Stephanie Salgado

## Colorado (55)

### DENVER AREA

**Arvada** Karen Bossi  
Denise Deluzio  
Kacey Engel  
Susan Magda  
**Aurora** Branen Burta  
Amber Nu'u  
Ashley Nu'u  
**Boulder** Nicole Edelman  
Kelsey Spencer  
Emily Alexis  
Amy Hulstrom  
**Brighton** Rachel Whipple  
**Broomfield** Jessica Aschenbrenner  
**Centennial** Meghan Capra  
**Denver** Nikki Lindow  
Kelly Eddy  
Kelly Masumiya

## Lakewood

## Littleton

## Northglenn

## Parker

## Thornton

## Limon

## Sterling

## Fort Collins

## Gilcrest

## Windsor

## SOUTHERN COLORADO

## Colorado Springs

## Pueblo West

## Peyton

## Avon

## Edwards

## Frisco

## Glenwood Springs

## Pagosa Springs

## Vail

## Windermere

## Honolulu

## Eagle

## Calumet City

## Chicago

## Elmhurst

## Flossmore

## Glen Ellyn

## Naperville

## Oak Lawn

## Palos Park

## Wheaton

## Bettendorf

## Lake Quivira

## Valley Center

## Baton Rouge

## Baroda

## East Grand Rapids

## Stacy Metro

## Marie Zimmerman

## Richi Bigelow

## Katie Evanyo

## Kristine Gira

## Lisa Soulliere

## Lucy Stearns

## Susan Gillette

## Wendy Callahan

## Brenda Bauernfeind

## EASTERN COLORADO

## Caitlyn Hubbard

## Schylur Edelman

## Andrea Smith

## NORTHERN COLORADO

## Haley Pilkington

## Sara Villwock

## Darla DeRuiter

## Abbie D'Agosta

## SOUTHERN COLORADO

## Lydia Blaha

## Kaitlyn Burkett

## Jessica Drexler

## Kelsey English

## Kristen Karlik

## Nikki Kinzer

## Lynsey Mann

## Kiara McKibben

## Cierra Simpson

## Gabby Simpson

## Taylor Simpson

## Alexa Smith

## Kassidi Warnock

## Erin Stock

## Hannah Walker

## WESTERN COLORADO

## Kristin Zastrow

## Sofia Lindroth

## Anicia Santos

## Amber Sutherland

## Sara Fredrickson

## Lara Bossow

## Florida (1)

## Brynna Deluzio

## Hawai'i (4)

## Lillie Klemmer

## Pi'ikea Dudoit

## Chelsey Keoho

## Krislen Morgado

## Idaho (1)

## Makayla Lundin

## Illinois (9)

## Tina Murray

## Tracy Seiler

## Ellen Ribar

## Jennifer Sherlock

## Meghan Barkman

## Elizabeth Gower

## Michele Kohler

## Janine Zumerchik

## Kirsten Wicks

## Iowa (1)

## Ashley VenHorst

## Kansas (2)

## Morgan Tholen

## Kelsey Loop

## Louisiana (1)

## Allie Griffin

## Michigan (4)

## Taylor Joachim

## Alex Buth

## Holland

## Portage

## Blaine

## Luverne

## Northfield

## Las Vegas

## Reno

## Moon Township

## Sumter

## Brentwood

## Amarillo

## Arlington

## Cypress

## Houston

## Leander

## Lewisville

## Longview

## McKinney

## Robinson

## Round Rock

## Sugarland

## The Woodlands

## Leesburg

## Vienna

## Cheney

## Emumclaw

## Mercer Island

## Brookfield

## Wauwatosa

## Melanie Naber

## Kim Taskey

## Minnesota (3)

## Katherine Hawkins

## Melissa Bollinger

## Anna Pfefferle

## Nevada (2)

## Nicole Vranesh

## Taylor deProsse

## Pennsylvania (1)

## Lauren Fanelli

## South Carolina (1)

## Zuri Smith

## Tennessee (1)

## Lauren Dorrell

## Texas (17)

## Drew Hays

## Sarah Lodge

## Anyse Smith

## Allison Barnes

## Kristin Engelking

## Alexis Austin

## Cory Hayes

## Zoe Neverdowski

## Jaden Newsome

## Becah Fogle

## Stephanie Shadley

## Emily Todd

## Alexandra Moger

## Rachel Hargis

## Michelle Miller

## Erin Taylor

## Kristin Martell

## Virginia (2)

## Megan Beckwith

## Elysse Richardson

## Washington (3)

## Austin Zimmerman

## Emilee Sisco

## Callie Webster

## Wisconsin (2)

## Katie Zabransky

## Nicole Carr

## Canada (5)

## Alberta (1)

## Danielle Price

## Lethbridge

## British Columbia (1)

## Aidan Lea

## Kelowna

## Manitoba (1)

## Megan Cyr

## St. Andrews

## Quebec (2)

## Josee Roberge

## Sylvie Roberge

## St-Georges

## Puerto Rico (1)

## Neira Ortiz Ruiz

## San Juan

## Serbia (1)

## Ana Pantovic

## Vrnjacka Banja

## Spain (1)

## Maragda Santillana

## Barcelona



# ALL-TIME NUMBERS

## — 1 —

Susan Gillette, 1986  
Karen Bossi, 1988  
Kelly Prahm, 1991-94  
Lisa Small, 1997-00  
Sara Villwock, 2001  
Drew Hays, 2002-03  
Lynsey Mann, 2003-05  
Emilee Sisco, 2006-08  
Kelsey English, 2011-14  
Zuri Smith, 2015  
Frankie Shebby, 2016-SA

## — 2 —

Meghan Capra, 1986-88  
Stacy Metro, 1989  
Janine Zumerchik, 1991-94  
Tegan Lynch, 1995-98  
Meghan Barkman, 1999-02  
Ashley Nu'u, 2003-06  
Schylur Edelman, 2007-09  
Ana Pantovic, 2010-SA  
Stephanie Shadley, 2014-17  
Emily DeMure, 2018

## — 3 —

Kelly Eddy, 1986  
Kristin Zastrow, 1987-88  
Stephanie Chiang, 1990-92  
Tracy Seiler, 1993-94  
Kelly Campbell, 1996-99  
Haley Pilkington, 2001  
Amber Nu'u, 2003-06  
Christan Schaefer, 2007-08  
Sofia Lindroth, 2009  
Megan Beckwith, 2010-11  
Alexis Austin, 2012-15  
Gabby Carta-Samuels, 2016-SA

## — 4 —

Lucy Stearns, 1986  
Tina Murray, 1987-90  
Staci Wolfe, 1991-94  
Sarah Lodge, 1995-98  
Sara Villwock, 2000  
Maragda Santillana, 2002-04  
Lauren Schaefer, 2005-08  
Elysse Richardson, 2010-SA  
Anna Pfefferle, 2014-17  
Jenna Ewert, 2018

## — 5 —

Kristine Gira, 1986-87  
Tiffany Jestadt, 1990-91  
Leah Williams, 1992-95  
Cory Hayes, 1998-99  
Allison Barnes, 2001-04  
Dana Crary, 2005  
Hannah Walker, 2010-11  
Nicole Edelman, 2012-15  
Justine Spann, 2016

Jaden Newsome, 2017  
Zoe Neverdowski, 2018

## — 6 —

Wendy Callahan, 1987-88  
Diane Johnson, 1989-90  
Jennifer Anderson, 1993-96  
Josee Roberge, 1997-01  
Kelly Masumiya, 2002-05  
Callie Webster, 2006-08  
Kerra Schroeder, 2009-13  
Taylor Joachim, 2015-17  
Danielle Price, 2018

## — 7 —

Denise Deluzio, 1986  
Darla DeRuiter, 1987-88  
Nicole Vranesh, 1990-93  
Andria Shaw, 1994  
Melissa Schutz, 1995-98  
Kim Taskey, 1999-02  
Austin Zimmerman, 2003-06  
Kristin Martell, 2007-09  
Ali Flynn, 2010  
Neira Ortiz Ruiz, 2011-14  
Gabby Carta-Samuels, 2015  
Alexa Smith, 2016-SA

## — 8 —

Katie Zabransky, 1989-91  
Shelly Wolfe, 1994-95  
Kristin Engelking, 1996-99  
Sara Fredrickson, 2000-02  
Alex Buth, 2004-08  
Nikki Kinzer, 2009  
Richi Bigelow, 2010  
Nicki Brown, 2011-12  
Katelyn Cuff, 2013-16  
Justine Spann, 2017-SA

## — 9 —

Kellie Bruce, 1987  
Wendy Van Wyhe, 1988-91  
Joyce Ortell, 1995  
Sylvie Roberge, 1997-00  
Allie Griffin, 2002-05  
Kirsten Wicks, 2007-08  
Alyssa Valentine, 2010-11  
Chelsey Keoho, 2012-13  
Rachel Hargis, 2014  
Aidan Lea, 2015  
Marie Zimmerman, 2016  
Emily DeMure, 2017  
Allie Moger, 2018

## — 10 —

Melissa Bollinger, 1986  
Jennifer Sherlock, 1987-90  
Karrie Downey, 1991-94  
Kathleen Bunce, 1995-96  
Sonja Russell, 1998-01

Nicole Carr, 2002-05  
Kelsey Loop, 2006-07  
Anicia Santos, 2010-11  
Cierra Simpson, 2013-16  
Brynna Deluzio, 2017-SA

## — 11 —

Lisa Soulliere, 1986-89  
Tracy Seiler, 1992  
Rachel Wacholder, 1993-96  
Elizabeth Gower, 1999-02  
Lara Bossow, 2003-06  
Rosie Steinhuis, 2007-10  
Emily Todd, 2012  
Makayla Lundin, 2013  
Abbie D'Agosta, 2015  
Kiara McKibben, 2016

## — 12 —

Amy Hulstrom, 1986-87  
Tiffany Jestadt, 1989  
Karrin Borchard, 1992  
Tori Martin, 1993  
Alison Koepke, 1994-97  
Monica Vesanovic, 2000-03  
Amber Sutherland, 2004-08  
Morgan Tholen, 2010  
Caitlyn Hubbard, 2011  
Erin Taylor, 2012-14  
Rachel Whipple, 2016-SA

## — 13 —

Andi Smith, 1986-87  
Jennifer Mason, 1990-91  
Shannon Parke, 1992-94  
Anne Marie Cochran, 1995  
Brooke Donahue, 2001  
Krislen Morgado, 2003-05  
Jessica Drexler, 2006  
Megan Cyr, 2008-09  
Jessica Aschenbrenner, 2010-13  
Gabby Simpson, 2014-16  
Brannen Burta, 2017

## — 14 —

Heather Sweeney, 1992-93  
Pi'ikea Dudoit, 2001-02  
Ashley VenHorst, 2005-08  
Emily Alexis, 2010-13  
Naghede Abu, 2015-SA

## — 15 —

Susan Magda, 1986-88  
Jennifer Meeker, 1989-91  
Sarah McKinney, 1994  
Courtney Owens, 1995-98  
Monique Gerlach, 2000-03  
Devon Dykstra, 2008  
Kassidi Warnock, 2009  
Nikki Lindow, 2010-13

## — 16 —

Stephanie Salgado, 1987-90  
Brenda Bauernfeind, 1993-94  
Shana Bowen, 1996-99  
Therese Viñal, 2004-07  
Melanie Naber, 2008  
Ellen Ribar, 2009  
Taylor Simpson, 2013-14  
Lillie Klemmer, 2016-SA

## — 17 —

Buffy Romero, 1988-91  
Kacey Engel, 1992-94  
Alex Penewell, 2008-09  
Michelle Miller, 2010-12  
Katherine Hawkins, 2013-14  
Danielle Price, 2017

## — 18 —

Michelle Kohler, 1989-92  
Kelsey Spencer, 2011-12  
Lauren Dorrell, 2016  
Anyse Smith, 2017-SA

## — 20 —

Taylor deProsse, 2018

## — 21 —

Kristen Karlik, 2006-07  
Lydia Blaha, 2010-11  
Gwen Herring, 2013-16  
Lauren Dorrell, 2017-SA

## — 22 —

Kaitlyn Burkett, 2006-09  
Erin Stock, 2011  
Joslyn Hayes, 2013-17

## — 23 —

Ellen Henry, 2007-09  
Kat Constantine, 2010

## — 77 —

Mallori Gibson, 2005-07

# COACH & STAFF HISTORY



## Colorado's Coaching Ledger

Season	Head Coach	Record	Conf.	Fin.	Home	Away	Neutral	Postseason Finish
1986	Brad Saindon	6-18	—	(-)	3-4	2-8	1-6	
1987	Brad Saindon	9-20	3-9	(t5)	4-9	3-9	2-2	
1988	Brad Saindon	22-13	8-4	(3)	11-4	6-7	5-2	
1989	Mike McLean	22-11	10-2	(2)	8-4	8-5	6-2	NCAA First Round
1990	Saindon/McLean	20-15	9-3	(2)	9-3	6-8	5-4	WIVC (2-2 Record)
thru Oct. 6	Mike McLean	8-8	1-0		5-1	0-6	3-1	
from Oct. 12	Brad Saindon	12-7	8-3		4-2	6-2	2-3	
1991	Brad Saindon	25-10	10-2	(2)	10-2	7-5	8-3	NCAA First Round
1992	Brad Saindon	22-9	10-2	(2)	10-2	8-5	4-2	NCAA First Round
1993	Brad Saindon	26-6	11-1	(1)	14-0	7-2	5-4	NCAA Sweet 16
1994	Brad Saindon	23-8	10-2	(2)	13-4	7-3	3-1	NCAA Sweet 16
1995	Brad Saindon	17-11	8-4	(2)	10-3	6-6	1-2	NCAA First Round
1996	Brad Saindon	19-10	13-7	(t3)	11-6	8-4	0-0	NCAA Second Round
1997	Pi'i Aiu	22-9	16-4	(t2)	12-2	9-6	1-1	NCAA Sweet 16
1998	Pi'i Aiu	22-8	14-6	(3)	12-4	8-4	2-0	NCAA Second Round
1999	Pi'i Aiu	18-12	12-8	(6)	10-4	7-6	1-2	NCAA First Round
2000	Pi'i Aiu	17-12	12-8	(t5)	8-5	7-6	2-1	NCAA Second Round
2001	Pi'i Aiu	19-11	13-7	(4)	12-2	5-9	2-0	NCAA Second Round
2002	Pi'i Aiu	15-15	9-11	(t7)	8-6	5-7	2-2	
2003	Pi'i Aiu	21-10	13-7	(t3)	10-2	7-6	4-2	NCAA First Round
2004	Pi'i Aiu	14-14	9-11	(t6)	10-5	3-8	1-1	NCAA First Round
2005	Pi'i Aiu	15-13	10-10	(5)	7-6	6-6	2-1	NCAA First Round
2006	Pi'i Aiu	17-12	12-8	(t4)	12-4	5-6	0-2	NCAA Second Round
2007	Pi'i Aiu	6-22	1-19	(t10)	4-9	0-12	2-1	
2008	Pi'i Aiu	13-17	7-13	(t8)	6-7	3-9	4-0	
2009	Liz Kritza	7-22	2-18	(t10)	2-10	2-12	3-0	
2010	Liz Kritza	6-20	3-17	(10)	3-9	1-11	2-0	
2011	Liz Kritza	6-24	1-21	(12)	3-10	1-11	2-3	
2012	Liz Kritza	14-18	4-16	(t10th)	7-8	3-10	4-0	
2013	Liz Kritza	18-14	9-11	(t7th)	8-4	4-10	6-0	NCAA Second Round
2014	Liz Kritza	20-14	11-9	(t4th)	12-4	6-7	2-3	NCAA Second Round
2015	Liz Kritza	19-13	11-9	(5th)	13-4	4-8	2-1	
2016	Jesse Mahoney	14-16	6-14	(9th)	9-6	2-10	3-0	
2017	Jesse Mahoney	24-10	12-8	(5th)	11-3	9-5	4-2	NCAA Sweet 16
<b>Totals</b>		<b>538-437</b>	<b>279-271</b>		<b>282-153</b>	<b>165-231</b>	<b>91-49</b>	
Brad Saindon (1986-'88; '90-'96)		181-112	81-34		90-36	60-51	31-25	6 NCAA's/2 Sweet 16'
Mike McLean (1989-'90)		30-19	11-2		13-5	8-11	9-3	1 NCAA Appearance
Pi'i Aiu (1997-2008)		199-155	128-112		111-104	65-85	23-13	9 NCAA's
Liz Kritza (2009-15)		90-125	41-101		48-49	21-69	21-7	2 NCAA Appearances
Jesse Mahoney (2016-SA)		38-26	18-22		20-9	11-15	7-2	1 NCAA/1 Sweet 16



CU Volleyball's first three head coaches. Mike McLean (left), Brad Saindon (center) and Pi'i Aiu (right).

### Aiu's Check List

All-time Winningest Coach at CU  
 1997 Big 12 Coach of the Year  
 1997 District V Coach of the Year  
 199-154 Career Record (.564)  
 111-56 Home Record (.665)  
 58 Academic All-Conference Honors  
 24 All-Conference Honors  
 28 Wins Over Ranked Teams  
 9 NCAA Tournament Appearances



# COACH & STAFF HISTORY

## All-Time Assistant Coaches

Jim Miret.....	1986-87
Liz Bitzer (Graduate Assistant).....	1987
Mike McLean.....	1988
Pi'i Aiu.....	1989-96
Kim Jadg.....	1992
Janine Gremmell Smith.....	1993
Katie Zabransky.....	1994-95
Meg Fitzgerald.....	1996
Carrie Busteed.....	1997-99
Robyn Read.....	1997-00
Jil Thomason.....	2000-08
Ricci Luyties.....	2001-03
Erik Sullivan.....	2004-07
Ashley Nu'u (Student Assistant).....	2007
Stevie Mussie.....	2008
Tom Hogan.....	2009-11
Meg Henincan.....	2009-10
Leonid Yelin.....	2011
Kristee Porter.....	2012
JT Wenger.....	2012-15
Kevin Maureen Campbell.....	2013
Ryal Jagd.....	2014-15
Lee Maes.....	2016-SA
Evan Sanders.....	2016-SA

## All-Time Trainers

Terri Brown.....	1989
Terri DiNardo.....	1990
Tami Smith.....	1991
Mary McLendon.....	1992
Krissy Warren.....	1993-94
Marci Roschke.....	1997-99
Suzanne Mull.....	2000
Ellen Marks.....	2001-03
Matt Stoneberg.....	2004
Kristi Davidson.....	2005-06
Melisa Fazio.....	2007-10
Nicole Makris.....	2011-12
Marissa Holliday.....	2013-SA

## All-Time SIDs

Becky Yahn.....	1986-89
Doug Strauss.....	1990-93
Jenny Converse.....	1994
Scott McDuffee.....	1995
Preston English.....	1996
Steve Roogow.....	1997
Curtis Snyder.....	1998-99, 2001-02
Colleen Reilly Krueger.....	2000
Kacey Kingry.....	2002
Troy Andre.....	2003-04
Linda Poncin Sprouse.....	2005-17

## All-Time Managers

Pi'i Aiu.....	1986-88
Winnie Adams.....	1991
Jen Mason.....	1994
Juan Pantoja.....	1997-98
Jenny Klatt.....	1999
LV Hanson.....	2000-01
Jake Loskutoff.....	2002
Chris Payne.....	2003
Amanda Matus.....	2005
Ellen Ribar.....	2010-12
Connor McCall.....	2013
Ryan Glavor.....	2013-14
Bryce Mawhinney.....	2016
Savanna Mueller.....	2017-18
Zoe Myers.....	2017-18

## All-Time Strength Coaches

Scott Asano.....	1999-02
Sarah Ramey.....	2003-06
James Hardy.....	2007-11
Chris Sheckler.....	2012-16
Adam Ringler.....	2017-SA

## All-Time Technical Coordinators

Erich Otto.....	2009
Jesse Sultzer.....	2010
Ryan Glavor.....	2013-14, 2016
Eduardo Fiallos.....	2017-SA

## All-Time Volunteer Coaches

Gary Osborne.....	2000-03
Barry Janzen.....	2003
Jim Christianson.....	2004-05
Erich Otto.....	2006-09
James Beasley.....	2010
Jenni Benningfield.....	2011
Ryal Jagd.....	2012-13
Jeff Ham.....	2014
Kaiwi Crabb.....	2015
Jessica Aschenbrenner.....	2016

## All-Time Coaches Statisticians

Ben Elder.....	2000-03
----------------	---------

## All-Time Administrative Assistants

Joan Cobb.....	1994-96
Cathy Olson.....	1997
Michelle Rangel.....	2002-06
Candy Parkhurst.....	1998-01, 2014-16

## All-Time Equipment Managers

Tracy Brown.....	1994-96
Tim Horton.....	1997-05
Eric Smith.....	2006
Molly Bachand.....	2007
David Adamczyk.....	2008-10
Brendon Smith.....	2011
Brent Oja.....	2012
Donavan Rogers.....	2013-14
Kristine Wirtz.....	2015
Nick Sprouse.....	2016-SA

## All-Time Ticket Managers

Larry Warden.....	1993-97
Caroline Fenton.....	1998
Ken Klingler.....	1999-00, 2011
Dan Fitzstephens.....	2001-04
Graham Brown.....	2005-08
Kim Pabst.....	2008-10
Josh Evans.....	2012-13
Matt Douthitt.....	2013-14
Garrett Peters.....	2015-17
Chris Pantas.....	2018

## All-Time Academic Counselors

Sherrice King.....	1997-00
Beth Wellik.....	2001-05
Hope Williams.....	2006
Mindy Sclaro.....	2007-14
Chris Howlett.....	2015
Katharine Lindauer.....	2016-SA

## All-Time Director of Operations

Josi Carlson.....	2009-10
Jesse Sultzer.....	2011-12
Natalie Dedin.....	2012-14
Crystal Gippe.....	2015-SA

# REGIONAL/NATIONAL AWARDS



## All-American

### First Team (AVCA)

2014..... Taylor Simpson

### Second Team (AVCA)

2017..... Alexa Smith

### Second Team (Volleyball Magazine)

1999..... Kelly Campbell

### Third Team (AVCA)

2006..... Ashley Nu'u

### Third Team (Volleyball Magazine)

1998..... Kelly Campbell

### Honorable Mention (Asics/Volleyball Magazine)

2006..... Ashley Nu'u

### Honorable Mention (AVCA)

2017..... Brynna DeLuzio

2015..... Alexis Austin

2005..... Allie Griffin

2004..... Allie Griffin

2003..... Monique Gerlach

### Honorable Mention (Volleyball Magazine)

1989..... Tina Murray

### Freshman All-American (Volleyball Magazine)

1996..... Kelly Campbell

## Academic All-American

### First Team (CoSIDA)

1999..... Kelly Campbell

### Second Team (CoSIDA)

2002..... Elizabeth Gower

## Academic All-Region/District

### First Team (District VII)

2002..... Elizabeth Gower

2002..... Kim Taskey

1999..... Kelly Campbell

1990..... Jennifer Sherlock

### Second Team (District VII)

2000..... Elizabeth Gower

## Region/District Coach of the Year

### Coach of the Year (District VII)

1997..... Pi'i Aiu

## All-Region/District

### First Team (All-Pacific South Region)

2017..... Alexa Smith

2015..... Alexis Austin

2014..... Taylor Simpson

### Honorable Mention (All-Pacific South Region)

2017..... Brynna DeLuzio

2016..... Gabby Simpson

2015..... Nicole Edelman

2013..... Taylor Simpson

### Freshman of the Year (All-Pacific South Region)

2017..... Brynna DeLuzio

### First Team (All-Central Region)

2006..... Ashley Nu'u

2005..... Allie Griffin

2004..... Allie Griffin

2003..... Monique Gerlach

2002..... Monique Gerlach

2001..... Elizabeth Gower & Meghan Barkman

2000..... Elizabeth Gower

### Honorable Mention (All-Central Region)

2005..... Ashley Nu'u

### First Team (All-District V)

1999..... Kelly Campbell

1998..... Kelly Campbell

1997..... Sarah Lodge

1995..... Leah Williams

### First Team (All-Mideast Region)

1994..... Karrie Downey


1993..... Karrie Downey & Nicole Vranesh

1992..... Nicole Vranesh

### Second Team (All-Mideast Region)

1994..... Leah Williams

1993..... Janine Zumerchik



A two-time All-American and all-region pick, Kelly Campbell holds the Division I record of assist average at 14.45 per game in the non-rally scoring era. She ranks second all-time when the rally scoring era is included.

## National Player of the Week

### Player of the Week (VolleyMob.com)

Sept. 18, 2017..... Alexa Smith

### Player of the Week (ESPNW)

Nov. 19, 2014..... Taylor Simpson

Nov. 5, 2014..... Taylor Simpson

### Player of the Week (AVCA)

Nov. 13, 2006..... Ashley Nu'u

Nov. 8, 1999..... Kelly Campbell

Oct. 13, 1997..... Sarah Lodge

### Player of the Week (CVU.com)

Oct. 18, 2005..... Allie Griffin



# CONFERENCE HONORS

## All-Conference

### First Team (All-Pac-12)

2017	Alexa Smith
2015	Alexis Austin, Nicole Edelman
2014	Alexis Austin, Taylor Simpson

### All-Freshman Team

2017	Brynna DeLuzio
------	----------------

### Honorable Mention (All-Pac-12)

2017	Naghede Abu, Brynna DeLuzio, Joslyn Hayes, Frankie Shebby
2016	Naghede Abu, Gabby Simpson, Alexa Smith
2015	Gabby Simpson
2013	Nicole Edelman, Taylor Simpson

### All-Freshman Honorable Mention (All-Pac-12)

2015	Naghede Abu
2014	Anna Pfefferle, Gabby Simpson
2012	Alexis Austin, Nicole Edelman

### First Team (All-Big 12)

2006	Ashley Nu'u
2005	Allie Griffin
2004	Allie Griffin
2003	Monique Gerlach
2002	Monique Gerlach
2001	Elizabeth Gower, Meghan Barkman
2000	Elizabeth Gower
1999	Kelly Campbell, Kristin Engelking
1998	Kelly Campbell, Tegan Lynch
1997	Kelly Campbell, Sarah Lodge
1996	Kelly Campbell, Rachel Wacholder

### First Team (All-Big Eight)

1995	Leah Williams
1994	Karrie Downey, Leah Williams
1993	Karrie Downey, Nicole Vranesh
1992	Nicole Vranesh
1991	Nicole Vranesh, Wendy Van Wyhe
1990	Tiffany Jestadt
1989	Tina Murray, Lisa Soulliere
1988	Stephanie Salgado

### Second Team (All-Big Eight)

1995	Rachel Wacholder
1994	Rachel Wacholder, Janine Zumerchik
1993	Staci Wolfe, Janine Zumerchik
1992	Michele Kohler, Janine Zumerchik
1991	Katie Zabransky
1990	Tina Murray
1988	Susan Magda, Tina Murray, Lisa Soulliere
1987	Lisa Soulliere

### Honorable Mention (All-Big 12)

2006	Lauren Schaefer
2006	Amber Sutherland
2005	Ashley Nu'u
2004	Ashley Nu'u
2001	Monique Gerlach
2000	Meghan Barkman
1998	Sarah Lodge, Courtney Owens
1997	Alison Koepke

### Honorable Mention (All-Big Eight)

1991	Karrie Downey
1988	Jennifer Sherlock
1987	Tina Murray

### Receiving Votes (All-Big 12)

2000	Sonja Russell
1999	Sonja Russell

## Academic All-Conference

### First Team (Pac-12)

2013	Elysse Richardson
2012	Elysse Richardson
2011	Elysse Richardson

### Second Team (Pac-12)

2017	Stephanie Shadley
2016	Stephanie Shadley
2015	Nicole Edelman

### Honorable Mention (Pac-12)

2017	Naghede Abu, Anna Pfefferle, Alexa Smith, Rachel Whipple
2016	Naghede Abu, Anna Pfefferle, Cierra Simpson, Gabby Simpson
2015	Anna Pfefferle, Stephanie Shadley, Cierra Simpson, Gabby Simpson
2014	Nicole Edelman, Kelsey English, Cierra Simpson
2013	Jessica Aschenbrenner, Nicole Edelman, Kelsey English, Kerra Schroeder
2012	Jessica Aschenbrenner, Kelsey English, Ana Pantovic
2011	Emily Alexis, Jessica Aschenbrenner, Megan Beckwith, Anicia Santos, Alyssa Valentine

### First Team (Big 12)

2010	Rosie Steinhaus
2009	Rosie Steinhaus
2008	Alex Buth
2007	Alex Buth, Therese Vinal
2006	Alex Buth, Austin Zimmerman
2005	Alex Buth, Nicole Carr, Lynsey Mann, Therese Vinal
2004	Allison Barnes, Nicole Carr
2003	Allison Barnes, Nicole Carr, Monique Gerlach
2002	Allison Barnes, Sara Fredrickson, Monique Gerlach, Elizabeth Gower, Kim Taskey, Monica Vesanovic
2001	Meghan Barkman, Sara Fredrickson, Monique Gerlach, Elizabeth Gower, Sonja Russell, Kim Taskey, Sara Villwock
2000	Fredrickson, Gower, Taskey
1999	Kelly Campbell, Kristin Engelking
1998	Campbell, Engelking, Sarah Lodge, Tegan Lynch, Melissa Schutz
1997	Campbell, Lodge, Lynch, Schutz
1996	Campbell, Engelking, Alison Koepke, Schutz

### Second Team (Big 12)

2010	Kerra Schroeder
2009	Kaitlyn Burkett
2008	Kaitlyn Burkett, Lauren Schaefer, Amber Sutherland, Ashley VenHorst
2007	Kaitlyn Burkett, Kristen Karlik, Lauren Schaefer
2003	Monica Vesanovic
2002	Meghan Barkman

### First Team (Big Eight)

1995	Leah Williams
1994	Brenda Bauernfeind
1993	Shannon Parke
1992	Michele Kohler, Nicole Vranesh
1991	Vranesh, Wendy Van Wyhe, Katie Zabransky
1990	Tiffany Jestadt, Jennifer Sherlock, Van Wyhe
1988	Wendy Callahan, Sherlock

### Second Team (Big Eight)

1995	Rachel Wacholder
1994	Karrie Downey
1992	Kelly Prahm
1990	Stephanie Salgado, Zabransky
1988	Darla DeRuiter, Lisa Soulliere

### Honorable Mention (Big 12)

2001	Josee Roberge
2000	Barkman, Russell, Lisa Small
1999	Russell, Small
1997	Engelking, Koepke
1996	Lodge, Lynch

# CONFERENCE HONORS



## Conference Player of the Week

### Player of the Week (Pac-12)

11/6/17 . . . Brynna DeLuzio (Freshman)  
10/30/17 . . . Brynna DeLuzio (Freshman)  
10/1/17 . . . . .Naghede Abu (Defensive)  
Brynna DeLuzio (Freshman)  
9/18/17 . . . . .Alexa Smith (Offensive)  
Brynna DeLuzio (Freshman)  
9/5/16 . . . . .Naghede Abu (Defensive)  
11/16/15 . . . . .Alexis Austin (Offensive)  
10/19/15 . . . . .Naghede Abu (Freshman)  
10/19/15 . . . . .Gabby Simpson (Offensive)  
10/5/15 . . . . .Cierra Simpson (Defensive)  
9/21/15 . . . . .Gabby Simpson (Offensive)  
11/17/14 . . . . .Taylor Simpson (Offensive)  
11/3/14 . . . . .Taylor Simpson (Offensive)  
9/30/13 . . . . .Nikki Lindow (Defensive)

### Player of the Week (Big 12)

10/18/10 . . . . .Kerra Schroeder (Offensive)  
9/27/10 . . . . .Alyssa Valentine (Rookie)  
11/3/08 . . . . .Callie Webster (Defensive)  
10/8/07 . . . . .Callie Webster (Defensive)

9/18/06 . . . . .Amber Sutherland  
11/13/06 . . . . .Ashley Nu'u  
10/31/05 . . . . .Ashley Nu'u  
11/24/03 . . . . .Nicole Carr  
9/16/02 . . . . .Monique Gerlach  
10/15/01; 10/8/01 . . . . .Sara Villwock  
11/15/99; 11/8/99; 10/11/98;  
11/3/97 . . . . .Kelly Campbell  
12/1/97; 10/13/97 . . . . .Sarah Lodge

### Player of the Week (Big Eight)

9/15/95 . . . . .Leah Williams  
11/5/94 . . . . .Karrie Downey  
10/17/94 . . . . .Rachel Wacholder  
9/6/93 . . . . .Nicole Vranesh  
11/3/92 . . . . .Janine Zumerchik  
10/14/91 . . . . .Wendy Van Wyhe  
10/22/90 . . . . .Tiffany Jestadt  
9/19/89; 9/5/89 . . . . .Tina Murray  
11/9/88 . . . . .Lisa Soulliere  
10/31/88 . . . . .Stephanie Salgado  
9/19/88 . . . . .Jennifer Sherlock

## Speciality Awards

### Chick-Fil-A Community of Champions (Big 12)

2009 . . . . .Kaitlyn Burkett 2008 . . . . .Alex Buth

### Big 12 Good Works Team

2007 . . . . .Alex Buth 2006 . . . . .Therese Viñal

### Pre-season Freshman of the Year (Big 12)

2003 . . . . .Ashley Nu'u

### Community Outreach Award (Big 12)

2000-01 . . . . .Kim Taskey

### Newcomer of the Year (Big 12)

1996 . . . . .Sarah Lodge

### Backcourt Specialist of the Year (Big Eight)

1994 . . . . .Shannon Parke 1991 . . . . .Stephanie Chiang

## Conference Coach of the Year

### Coach of the Year (Big 12)

1997 . . . . .Pi'i Aiu

### Coach of the Year (Big Eight)

1988, 1992 & 1993 . . . . .Brad Saindon

# SCHOOL HONORS

## Honor Rolls

### Commissoner's Honor Roll (Big 12)

(Given each semester for a 3.0 GPA or higher)

Emily Alexis . . . . .f10, s11  
Jessica Aschenbrenner . . . . .f10, s11  
Meghan Barkman . . . . .s00, f00, s01, f01, f02, s03  
Allison Barnes . . . . .f01, s02, f02, s03, f03, s04  
Megan Beckwith . . . . .f10, s11  
Richi Bigelow . . . . .f10, s11  
Shana Bowen . . . . .s00  
Kaitlyn Burkett . . . . .f07, s08, f08, s09, f09  
Kathleen Bunce . . . . .f96, s97  
Alex Buth . . . . .f04, s05, f05, s06, f05, s06, f06, s07, f07, s08, f08  
Kelly Campbell . . . . .f96, s97, f97, s98, f98, s99, f99, s00  
Nicole Carr . . . . .f02, s03, f03, s04, f04, s05, f05, s06  
Dana Crary . . . . .f05, s06  
Megan Cyr . . . . .f08, s09, f09  
Kristin Engelking . . . . .f96, s97, s98, f98, s99, f99, s00  
Katie Evanyo . . . . .f09  
Sara Fredrickson . . . . .s00, f00, s01, s02, f02, s03  
Monique Gerlach . . . . .s01, f01, f02, s03, f03, s04  
Mallori Gibson . . . . .f05  
Elizabeth Gower . . . . .f99, s00, f00, s01, f01, s02  
Allie Griffin . . . . .s04, s06  
Cory Hayes . . . . .s99, s00  
Drew Hays . . . . .s03  
Kristen Karlik . . . . .s06, s07  
Alison Koepke . . . . .f96, s97, s98  
Sarah Lodge . . . . .f96, s97, s98, s99  
Tegan Lynch . . . . .f96, s97, f97, s98, f98, s99  
Lynsey Mann . . . . .s04, f04, s05, s06  
Kelly Masumiya . . . . .s03, f03, f05  
Krislen Morgado . . . . .s05, f05  
Amber Nu'u . . . . .f05, s07  
Courtney Owens . . . . .f98, s99  
Ana Pantovic . . . . .f10, s11  
Alex Penewell . . . . .f08  
Ellen Ribar . . . . .f09  
Elysse Richardson . . . . .f10, s11  
Josee Roberge . . . . .f97, s00, f00, s01  
Sylvie Roberge . . . . .s99, f00, s01  
Sonja Russell . . . . .f00, s01, f01, s02, s03  
Maragda Santillana . . . . .s02, s05  
Anicia Santos . . . . .s10, f10, s11  
Christan Schaefer . . . . .f08, s09

Lauren Schaefer . . . . .f05, s07, f07, s09  
Melissa Schutz . . . . .f96, s97, f97, s98, f98, s99  
Kerra Schroeder . . . . .f09, s10  
Emilee Sisco . . . . .s06  
Lisa Small . . . . .s98, f98, s99, s00, f00, s01  
Rosie Steinhau . . . . .f07, s08, f08, s09, f09, s10  
Amber Sutherland . . . . .s07, f08  
Kim Taskey . . . . .f99, s00, f00, s01, f01, s02, f02, s03  
Alyssa Valentine . . . . .f10, s11  
Ashley VenHorst . . . . .f05, s06, f08, s09, f09  
Monica Vesanovic . . . . .f00, f01, s02, f02, s03, f03, s04  
Sara Villwock . . . . .f00, s01  
Therese Viñal . . . . .f04, s05, f05, s06, f05, s06, f06, s07, f07, s08  
Hannah Walker . . . . .f10, s11  
Kassidi Warnock . . . . .f09  
Callie Webster . . . . .s09  
Kirsten Wicks . . . . .f07, f08, s09  
Austin Zimmerman . . . . .s05, f05, s06, f05, s06, f06, s07

### Big Eight Honor Roll (Big Eight)

(Given each year for a 3.0 GPA or higher)

Brenda Bauernfeind . . . . .1994  
Wendy Callahan . . . . .1987  
Karrie Downey . . . . .1992 & 1994  
Kacey Engel . . . . .1992 & 1993  
Tiffany Jestadt . . . . .1988  
Alison Koepke . . . . .1995  
Michele Kohler . . . . .1989, 1990 & 1991  
Susan Gillette . . . . .1986  
Sarah Lodge . . . . .1995  
Tegan Lynch . . . . .1995  
Stacy Metro . . . . .1988  
Shannon Parke . . . . .1991 & 1993  
Kelly Prahm . . . . .1991 & 1992  
Buffy Romero . . . . .1989  
Stephanie Salgado . . . . .1988 & 1989  
Melissa Schutz . . . . .1995  
Jennifer Sherlock . . . . .1987, 1988 & 1989  
Andrea Smith . . . . .1986 & 1987  
Nicole Vranesh . . . . .1990  
Wendy Van Wyhe . . . . .1988, 1989, 1990  
Staci Wolfe . . . . .1991  
Katie Zabransky . . . . .1990





# SCHOOL HONORS

## Miscellaneous CU Awards

### CU Athlete of the Year

2017	Alexa Smith
2013	Taylor Simpson
2003	Monique Gerlach
1996	Leah Williams
1995	Karrie Downey
1990	Tina Murray
1989	Lisa Soulliere

### CU Freshman of the Year

2017	Brynna DeLuzio
------	----------------

### CU Career Athletic Achievement

2015	Nicole Edelman
2014	Taylor Simpson
2000	Kelly Campbell

### CU Female Scholar-Athletes of the Year

*(Highest GPA throughout career of all student-athletes)*

1991	Wendy Van Wyhe
1989	Lisa Soulliere

### McAllister Scholar Award

*(Awarded to those who show leadership and skills for CU and the community)*

2000-01	Meghan Barkman
2000-01	Kim Taskey

### Clancy A. Herbest Student Achievement Award

*(Awarded to those who overcome adversity to excel both on and off the court)*

2000-01	Sonja Russell
---------	---------------

## 4.0 Club Members

*(Players who have achieved a 4.0 in a semester since 1995)*

Fall 1998 & Spring 1999	Melissa Schutz
Fall 1999	Kelly Campbell
Fall 1999, Fall 2001, Fall 2002 & Spring 2003	Elizabeth Gower
Spring 2000 & Spring 2001	Kim Taskey
Spring 2002	Maragda Santillana
Spring 2012	Elysse Richardson
Fall 2012	Chelsey Keoho

## Big 12 Post Graduate Scholarship

2003-04	Kim Taskey
---------	------------

## Team Honors

### Most Valuable Player

2017	Alexa Smith (Offensive) Naghede Abu (Defensive)
2016	Alexa Smith (Offensive) Naghede Abu (Defensive)
2015	Alexis Austin (Offensive) Cierra Simpson (Defensive)
2014	Taylor Simpson (Offensive) Cierra Simpson (Defensive)
2013	Taylor Simpson (Offensive) Nikki Lindow (Defensive)
2012	Nicole Edelman

### Most Improved Player

2015	Gabby Simpson
2014	Anna Pfefferle Gabby Simpson
2013	Jessica Aschenbrenner Cierra Simpson
2012	Alexis Austin

### Golden Buffalo

2017	Stephanie Shadley
2016	Cierra Simpson
2015	Nicole Edelman
2014	Rachel Hargis
2013	Elysse Richardson
2012	Jessica Aschenbrenner

### Shoulder To Shoulder

2014	Katherine Hawkins Nicole Edelman
2013	Katherine Hawkins
2012	Kelsey Spencer

### Heart of the Buffalo

2013	Nicole Edelman Ana Pantovic
------	--------------------------------

### Most Inspirational

2016	Joslyn Hayes
------	--------------

### Scout Team MVP

2017	Lillie Klemmer
2016	Frankie Shebby

## CU Weekly & Monthly Honors

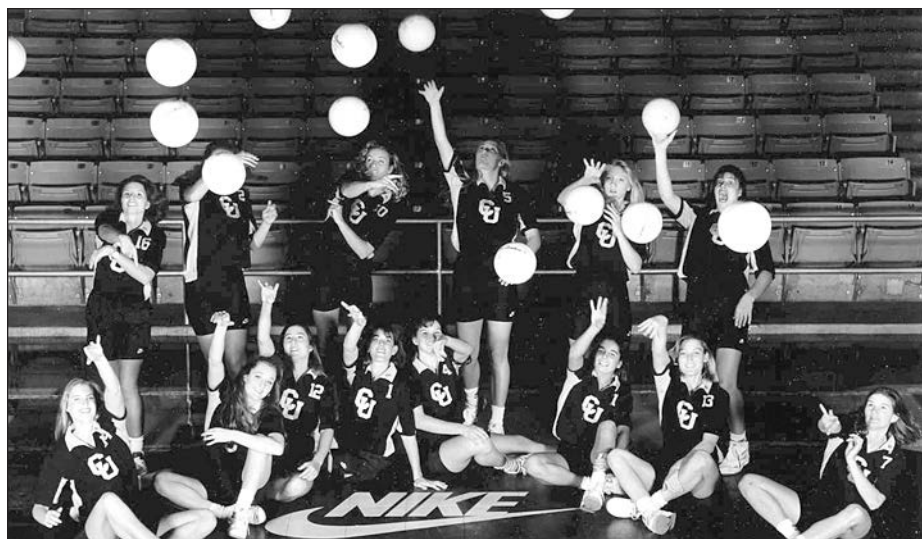
### Athlete of the Month *(Colorado Volleyball)*

November, 2001; September, 2001	Monique Gelach
October, 2001	Sara Villwock

### Athlete of the Week *(Colorado)*


<b>10 Time Winners</b>	Tina Murray	Allie Griffin
Alexis Austin	Ashley Nu'u	Tiffany Jestadt
Taylor Simpson	Nicole Vranesh	Nikki Lindow
	Rachel Wacholder	Susan Magda
<b>7 Time Winners</b>		Courtney Owens
Kerra Schroeder	<b>2 Time Winners</b>	Stephanie Salgado
	Nicole Carr	Maragda Santillana
<b>5 Time Winner</b>	Alison Koepke	Anicia Santos
Naghede Abu	Michele Kohler	Lauren Schaefer
	Tegan Lynch	Melissa Schutz
<b>4 Time Winners</b>	Gabby Simpson	Cierra Simpson
Nicole Edelman	Rosie Steinhuis	Emilee Sisco
Alexa Smith		Amber Sutherland
Lisa Soulliere	<b>1 Time Winners</b>	Kim Taskey
	Melissa Bollinger	Callie Webster
<b>3 Time Winners</b>	Kelsey English	Leah Williams
Alex Buth	Becah Fogle	Katie Zabransky
Kelly Campbell	Monique Gerlach	Janine Zumerchik
Karrie Downey	Mallori Gibson	
Sarah Lodge		

# BIG EIGHT CONFERENCE CHAMPS



**The Buffs 1993 Big Eight Championship Team**

Standing (L to R): Brenda Bauernfeind, Janine Zumerchik, Karrie Downey, Leah Williams, Tracy Seiler, Kacey Engel, Sitting (L to R): Heather Sweeney, Jennifer Anderson, Tori Martin, Staci Wolfe, Rachel Wacholder, Shannon Parke, Nicole Vranesh.



**Karrie Downey, Rachel Wacholder and Leah Williams**

## 1993 Big Eight Champions

The 1993 University of Colorado volleyball team had set very lofty goals. They wanted to win the Big Eight regular season championship, repeat as Big Eight Tournament Champions, win all of their home matches and reach the Final Four of the NCAA Tournament.

Well, three for four isn't bad, especially given what the Buffs were up against.

The Buffs finished the season 26-6, still their best-ever record, and breezed through Big Eight play with an 11-1 record, winning their first-ever conference championship. Not bad given the fact in the 17-year history of Big Eight volleyball, the Buffs became just the second team to win a conference title behind Nebraska.

Wanting to validate both what they did in the regular season and what they did in the 1992 Big Eight Tournament, the Buffs then repeated as conference tournament champions. Going back to the 1992 conference tournament, Nebraska had only lost six times to conference opponents in its history, and the Buffs had just beat them for the third time in four outings for the tournament title.

The Buffs advanced to the NCAA tournament for the fourth time, and although they didn't reach the coveted Final Four, they did win the program's first-ever NCAA Tournament match, a three-game win over Illinois.

Nicole Vranesh and Karrie Downey (first-team) and Janine Zumerchik (second-team) all garnered all-District honors in 1993 and they were joined on the all-Big Eight team by Staci Wolfe.

Vranesh would leave as the Big Eight's all-time leading setter and one of its best competitors as she missed just one game in her last three years. That's one game, not match.

## CU's Big Eight Tourney Champs

### THE 1992 BIG EIGHT TOURNAMENT

The Buffs in 1992 did what nobody thought possible. In a conference tournament dominated by Nebraska, the Buffs went in and showed the country what CU volleyball was quickly becoming.

The Buffs finished 10-2 in the Big Eight regular season, losing to the Cornhuskers twice, and after beating Iowa State 15-9, 15-6, 15-6 in the first round, the showdown was on. The Buffs went in the match 0-15 lifetime against the Huskers and, in fact, they had lost only six matches in their history to a conference team.

It was a hard-fought 16-14, 15-11, 9-15, 15-8 win for the Buffs, who were paced by senior Michele Kohler (23 kills, 17 digs) and sophomore Karrie Downey (22 kills, 18 digs). Lots of other young Buffs had impressive matches, as well, with sophomores Staci Wolfe (15 kills, 21 digs) and Janine Zumerchik (13 kills, three blocks) and junior Nicole Vranesh (67 assists, 16 digs) doing most of the damage.

### THE 1993 BIG EIGHT TOURNAMENT

After winning their first-ever Conference Championship in 1993, the Buffs came back and extended their conference tournament winning streak to four matches, as they proved they were, indeed, the best team in the Big Eight in 1993.

They finished the regular season 11-1, and after yet another first round defeat of Iowa State, this time 7-15, 15-8, 15-10, 15-7, the Buffs came back and had to go through the feared Huskers for their second straight tournament victory.

The match was close throughout, as the 7-15, 15-10, 9-15, 15-13, 15-11 score was a good indicator of this close match. Junior Karrie Downey led the attack with 25 kills and 27 digs, while sophomore Leah Williams had 14 kills and hit .345. Staci Wolfe finished off a solid tournament with 11 kills as did Janine Zumerchik. Freshman Rachel Wacholder chipped in 10 kills and 14 digs and senior Nicole Vranesh had 59 assists and 17 digs.





# NCAA HISTORY

## Breakdown

Appearances:	.....19
Consecutive:	..... 11 (1991-01)
Record:	..... 13-19
Home:	..... 6-1
Neutral:	..... 6-4
Away:	..... 1-14
First Round:	..... 9-8
Times Had First Round Bye:	..... 2
Second Round:	..... 4-7
Sweet 16:	..... 0-4
Three Set Matches:	..... 7-9
Four Set Matches:	..... 5-4
Five Set Matches:	..... 1-6

## 1989

<b>1st Round • Dec. 2</b>	
<b>Minnesota @ Minneapolis, Minn.</b>	
L 0-3	11-15, 14-16, 11-15

## 1991

<b>1st Round • Dec. 7</b>	
<b>Penn State @ University Park, Pa.</b>	
L 2-3	15-8, 15-10, 11-15, 6-15, 11-15

## 1992

<b>1st Round • Dec. 3</b>	
<b>Nebraska @ Lincoln, Neb.</b>	
L 1-3	11-15, 8-15, 15-8, 17-19

## 1993

<b>2nd Round • Dec. 5</b>	
<b>Illinois @ Boulder, Colo.</b>	
W 3-0	15-7, 15-5, 15-10
<b>Sweet 16 • Dec. 9</b>	
<b>Penn State @ Minneapolis, Minn.</b>	
L 2-3	15-9, 14-16, 18-16, 8-15, 7-15

## 1994

<b>2nd Round • Dec. 4</b>	
<b>Northern Iowa @ Boulder, Colo.</b>	
W 3-1	14-16, 15-13, 15-9, 15-12
<b>Sweet 16 • Dec. 9</b>	
<b>Nebraska @ Lincoln, Neb.</b>	
L 0-3	11-15, 7-15, 5-15

## 1995

<b>1st Round • Dec. 5</b>	
<b>Northern Iowa @ Cedar Falls, Iowa</b>	
L 0-3	11-15, 14-16, 11-15

## 1996

<b>1st Round • Dec. 4</b>	
<b>Oral Roberts @ Boulder, Colo.</b>	
W 3-1	15-9, 13-15, 15-7, 15-12
<b>2nd Round • Dec. 8</b>	
<b>Stanford @ Stanford, Calif.</b>	
L 0-3	12-15, 11-15, 12-15

## 1997

<b>1st Round • Dec. 6</b>	
<b>Tennessee Tech @ Boulder, Colo.</b>	
W 3-0	15-4, 15-3, 15-7

<b>2nd Round • Dec. 7</b>	
<b>Oral Roberts @ Boulder, Colo.</b>	
W 3-2	13-15, 15-10, 14-16, 15-6, 15-12

<b>Sweet 16 • Dec. 12</b>	
<b>Stanford @ Stanford, Calif.</b>	
L 0-3	7-15, 3-15, 1-15

## 1998

<b>1st Round • Dec. 4</b>	
<b>San Jose State @ Champaign, Ill.</b>	
W 3-0	15-12, 15-9, 15-9

<b>2nd Round • Dec. 5</b>	
<b>Illinois @ Champaign, Ill.</b>	
L 0-3	12-15, 11-15, 14-16

## 1999

<b>1st Round • Dec. 4</b>	
<b>Utah @ Honolulu, Hawai'i</b>	
L 0-3	10-15, 6-15, 15-17

## 2000

<b>1st Round • Dec. 1</b>	
<b>Georgia Tech @ Fort Collins, Colo.</b>	
W 3-1	11-15, 15-5, 16-14, 15-10

<b>2nd Round • Dec. 2</b>	
<b>Colorado State @ Fort Collins, Colo.</b>	
L 2-3	11-15, 15-10, 15-10, 6-15, 10-15

## 2001

<b>1st Round • Nov. 30</b>	
<b>American @ Fort Collins, Colo.</b>	
W 3-0	30-25, 30-22, 30-22

<b>2nd Round • Dec. 1</b>	
<b>Colorado State @ Fort Collins, Colo.</b>	
L 2-3	30-28, 17-30, 21-30, 33-31, 14-16

## 2003

<b>1st Round • Dec. 5</b>	
<b>Michigan @ Berkeley, Calif.</b>	
L 0-3	22-30, 22-30, 11-30

## 2004

<b>1st Round • Dec. 2</b>	
<b>Hawai'i @ Fort Collins, Colo.</b>	
L 1-3	30-24, 22-30, 20-30, 24-30

## 2005

<b>1st Round • Dec. 2</b>	
<b>Colorado State @ Fort Collins, Colo.</b>	
L 1-3	30-26, 24-30, 19-30, 27-30

## 2006

<b>1st Round • Nov. 30</b>	
<b>New Mexico State @ Boulder, Colo.</b>	
W 3-0	30-24, 30-20, 34-32

<b>2nd Round • Dec. 1</b>	
<b>Washington @ Boulder, Colo.</b>	
L 1-3	15-30, 30-22, 26-30, 24-30

## 2013

<b>1st Round • Dec 6</b>	
<b>Iowa State @ Minneapolis, Minn.</b>	
W 3-1	17-25, 25-16, 25-19, 25-21

<b>2nd Round • Dec. 7</b>	
<b>Minnesota @ Minneapolis, Minn.</b>	
L 2-3	20-25, 18-25, 25-17, 25-21, 9-15

## 2014

<b>1st Round • Dec 5</b>	
<b>Northern Colorado @ Fort Collins, Colo.</b>	
W 3-1	25-19, 25-15, 24-26, 25-15


<b>2nd Round • Dec. 6</b>	
<b>Colorado State @ Fort Collins, Colo.</b>	
L 2-3	22-25, 21-25, 25-23, 26-24, 14-16

## 2017

<b>1st Round • Dec. 1</b>	
<b>James Madison @ Waco, Texas</b>	
W 3-0	25-21, 25-14, 25-12

<b>2nd Round • Dec. 2</b>	
<b>Baylor @ Waco, Texas</b>	
W 3-0	25-12, 25-22, 25-20

<b>Sweet 16 • Dec. 8</b>	
<b>Nebraska @ Lexington, Ky.</b>	
L 0-3	19-25, 11-25, 21-25



The Buffs have made a habit out of playing in the NCAA Tournament. They have been invited to the tournament 19 out of the last 29 years. The Buffs have also hosted a tournament five times and advanced to the Sweet 16 four times.

Above, Elizabeth Gower runs the offense in the first round of the 2000 NCAA Tournament against Georgia Tech.

# INDIVIDUAL RECORDS



## SERVICE

### Most Seasons Played

Career	51 Players Tied With	4
First:	Three Players From 1987-90	
Last:	Joslyn Hayes, Anna Pfefferle, Stephanie Shadley, 2014-17	

### Most Matches Played

Career	Michele Kohler, 1989-92	133
Conf. Car.	Nikki Lindow, 2010-13	82
	Kerra Schroeder, 2009-13	82
	Cierra Simpson, 2013-16	80
	Nicole Edelman, 2012-15	80
	Elysse Richardson, 2010-13	80
	Nicole Carr, 2002-05	80
	Kelly Campbell, 1996-99	80

### Highest Percentage, Matches Played

Career	Eight Players Tied With	1,000
First:	Lisa Soulliere (97/97), 1987-89	
Last:	Anna Pfefferle (130/130), 2014-17	

### Most Consecutive Matches Played

Career	Tina Murray, 9/2/87 – 11/30/90	132
--------	--------------------------------	-----

### Most Matches Started

Career	Tina Murray, 1987-90	129
Season	Seven Players Tied With	35
First:	Three Players In 1988	
Last:	Four Players In 1991	

### Highest Percentage, Matches Started

Career	Kelly Campbell (120/120), 1996-99	1,000
	Elizabeth Gower (119/119), 1999-02	1,000
	Kerra Schroeder (119/119), 2009-13	1,000
	Taylor Simpson (62/62), 2013-14	1,000

### Most Consecutive Matches Started

Career	Kelly Campbell, 8/30/96 – 12/2/99	120
--------	-----------------------------------	-----

### Most Sets Played

Career	Anna Pfefferle, 2014-17	493
	Cierra Simpson, 2013-16	493
Conf. Car.	Anna Pfefferle, 2014-17	317
Season	Gabby Simpson, 2014	131
Conf. Sea.	Four Tied With In 2005 and 2017	82

### Highest Percentage, Sets Played

Career	Kelly Campbell (120/120), 1996-99	1,000
Season	50 Players Tied With	1,000
First:	Four Players in 1986 (79/79)	
Last:	Three Players in 2016 (121/121)	

### Most Consecutive Games Played

Career	Elizabeth Gower, 1999-02	432
--------	--------------------------	-----

## POINTS

### Most Points Responsible For

Career	Karrie Downey, 1991-94	2,099.0
Season	Taylor Simpson, 2014	657.5
3-Game	Sonja Russell vs. A&M, 11/1/00	26.5
	Amber Sutherland vs. TTU, 10/21/06	26.5
4-Game	Karrie Downey vs. KU, 11/15/91	35.0
5-Game	Sarah Lodge @ OU, 11/2/96	41.0

## PLUS-MINUS

### Highest Plus-Minus

Career	Monique Gerlach, 2000-03	1,069.5
Season	Taylor Simpson, 2014	407.5

## KILLS

### Most Kills

Career	Karrie Downey, 1991-94	1,790
Conf. Car.	Alexis Austin, 2012-15	1,010
	Sarah Lodge, 1995-98	1,010

LS, Car.	Karrie Downey, 1991-94	1,790
RS, Car.	Allie Griffin, 2002-06	1,283
MB, Car.	Monique Gerlach, 2000-03	1,427
S, Car.	Elizabeth Gower, 1999-01	625
Season	Taylor Simpson, 2014	591
Conf. Sea.	Allie Griffin, 2005	361
Fr., Sea.	Karrie Downey, 1991	440
So., Sea.	Sonja Russell, 1999	427
Jr., Sea.	Sarah Lodge, 1997	528
Sr., Sea.	Taylor Simpson, 2014	591
LS, Sea.	Taylor Simpson, 2014	591
RS, Sea.	Allie Griffin, 2005	486
MB, Sea.	Monique Gerlach, 2002	419
S, Sea.	Elizabeth Gower, 2001	214
3-Game	Rachel Wacholder vs. BU, 11/22/96	24
	Sarah Lodge vs. ND, 9/6/98	24
	Sonja Russell vs. A&M, 11/1/00	24
	Amber Sutherland vs. TTU, 10/21/06	24
4-Game	Staci Wolfe vs. A&M, 9/18/94	31
5-Game	Sarah Lodge vs. UT, 11/28/97	40
Fr., Mtch.	Karrie Downey vs. PSU, 12/7/91	34
So., Mtch.	Sarah Lodge @ OU, 11/2/96	36
Jr., Mtch.	Sarah Lodge vs. UT, 11/28/97	40
Sr., Mtch.	Rachel Wacholder @ OU, 11/2/96	32
	Taylor Simpson @ CSU, 12/6/14	32
LS, Mtch.	Sarah Lodge vs. UT, 11/28/97	40
RS, Mtch.	Allie Griffin vs. KSU 10/12/05	29
MB, Mtch.	Kristin Engelking vs. BU, 9/11/99	28
S, Mtch.	Kelly Campbell @ KSU, 11/27/98	18

### Highest Average, Kills Per Game

Career	Taylor Simpson, 2013-14	4.17
Conf. Car.	Taylor Simpson, 2013-14	4.19
LS, Car.	Taylor Simpson, 2013-14	4.17
RS, Car.	Allie Griffin, 2002-06	3.72
MB, Car.	Monique Gerlach, 2000-02	3.55
S, Car.	Elizabeth Gower, 1999-01	1.94
Season	Sarah Lodge, 1997	4.80
Conf. Sea.	Sarah Lodge, 1997	5.20
Fr., Sea.	Karrie Downey, 1991	3.86
So., Sea.	Sarah Lodge, 1996	4.43
Jr., Sea.	Sarah Lodge, 1997	4.80
Sr., Sea.	Taylor Simpson, 2014	4.65
LS, Sea.	Sarah Lodge, 1997	4.80
RS, Sea.	Allie Griffin, 2005	4.58
MB, Sea.	Monique Gerlach, 2002	3.77
S, Sea.	Elizabeth Gower, 2001	1.96

### Most Matches With ## Kills

10, Car.	Karrie Downey, 1991-94	101
10, Sea.	Taylor Simpson, 2014	32
10, Cons.	Taylor Simpson, 8/29/14 – 11/26/14	30
15, Cons.	Taylor Simpson, 9/12/14/-10/5/14	10
20, Car.	Karrie Downey, 1991-94	21
20, Sea.	Taylor Simpson, 2014	10
30, Car.	Sarah Lodge, 1995-98	3
30, Sea.	Sarah Lodge, 1997	2
40, Car.	Sarah Lodge, 1995-98	1

### Most Matches, Led Buffs In Kills

Career	Karrie Downey, 1991-94	70
Season	Taylor Simpson, 2014	30

### Most Seasons, Led Buffs In Kills

Career	Karrie Downey, 1991-94	4
--------	------------------------	---

### Most Kills, Duo

Career	K. Downey & J. Zumerchik, 1991-94	2,843
Season	K. Downey & St. Wolfe, 1993	928
Match	Lodge (36) & Wacholder (32) vs. OU, 11/2/96	68

### Most Kills, Trio

Career	Downey, Zumerchik & St. Wolfe, 1991-94	3,848
Season	Downey, Zumerchik & St. Wolfe, 1993	1,310

### Most Kills, Quartet

Career	Lodge, Lynch, Owens & Schutz, 1995-98	4,193
Season	Downey, Zumerchik, St. Wolfe & Williams 1993	1,537

### Most Seasons, ### Kills


300	Karrie Downey, 1991-94	4
400	Karrie Downey, 1991, 1993-94	3
500	Karrie Downey, 1993	1
	Sarah Lodge, 1997	1
	Taylor Simpson, 2014	1

### Most Seasons, ##.# Kills Per Game

2.5	Karrie Downey, 1991-94	4
	Sarah Lodge, 1995-98	4
	Monique Gerlach, 2000-03	4
	Alexis Austin, 2012-15	4
4.0	Karrie Downey, 1993-94	2
	Rachel Wacholder, 1995-96	2
	Sarah Lodge, 1996-97	2

## DIGS

Career	Cierra Simpson, 2013-16	1,840
Conf. Car.	Cierra Simpson, 2013-16	1,232
LS, Car.	Karrie Downey, 1991-94	1,540
RS, Car.	Tegan Lynch, 1995-98	1,216
MB, Car.	Leah Williams, 1992-95	821
S, Car.	Nicole Vranesh, 1990-93	1,248
Season	Cierra Simpson, 2014	519
Conf. Sea.	Cierra Simpson, 2015	355
Fr., Sea.	Megan Beckwith, 2010	401
So., Sea.	Cierra Simpson, 2014	519
Jr., Sea.	Cierra Simpson, 2015	505
Sr., Sea.	Tina Murray, 1990	490
LS, Sea.	Tina Murray, 1990	490
RS, Sea.	Tegan Lynch, 1998	378
MB, Sea.	Leah Williams, 1994	282
S, Sea.	Nicole Vranesh, 1993	358
3-Game	Tina Murray vs. SJSU, 9/8/89	24



Michele Kohler is CU's all-time leader in matches played with 133.



# INDIVIDUAL RECORDS

4-Game	Karrie Downey @ ISU, 11/5/94	41
5-Game	Rachel Wacholder vs. Ga.Tech, 9/3/95	34
Fr., Mtch.	Megan Beckwith vs. Montana, 9/4/10	30
So., Mtch.	Michele Kohler vs. UT, 9/3/89	34
Jr., Mtch.	Rachel Wacholder vs. ISU, 11/24/95	40
Sr., Mtch.	Karrie Downey @ ISU, 11/5/94	41
LS, Mtch.	Karrie Downey @ ISU, 11/5/94	41
RS, Mtch.	Tegan Lynch vs. UT, 10/17/98	29
MB, Mtch.	Janine Zumerchik @ CSU, 10/5/93	26
S, Mtch.	Jennifer Sherlock vs. Wyo., 9/22/90	31
L/DS, Mtch	Callie Webster vs. MU, 10/3/07	33

## Highest Average, Digs Per Game

Career	Cierra Simpson, 2013-16	3.73
Conf. Car.	Cierra Simpson, 2013-16	3.96
LS, Car.	Karrie Downey, 1991-94	3.53
RS, Car.	Tegan Lynch, 1995-98	2.99
MB, Car.	Leah Williams, 1992-95	2.34
S, Car.	Kelly Campbell, 1996-99	2.89
Season	Karrie Downey, 1994	4.39
Conf. Sea.	Cierra Simpson, 2015	4.44
Fr., Sea.	Megan Beckwith, 2010	4.18
So., Sea.	Megan Beckwith, 2011	4.16
Jr., Sea.	Callie Webster, 2007	4.28
Sr., Sea.	Karrie Downey, 1994	4.39
LS, Sea.	Karrie Downey, 1994	4.39
RS, Sea.	Tegan Lynch, 1998	3.53
MB, Sea.	Leah Williams, 1994	2.76
S, Sea.	Nicole Vranesh, 1993	3.14
L/DS, Sea.	Callie Webster, 2007	4.28

## Most Times, Led Buffs In Digs

Career	Cierra Simpson, 2013-16	84
Season	Cierra Simpson, 2014	24
	Cierra Simpson, 2015	24

## Most Matches With ## Digs

10, Car.	Cierra Simpson, 2013-16	102
10, Sea.	Cierra Simpson, 2016	28
10, Cons.	Cierra Simpson, 9/16/16-11/25/16	23
20, Car.	Cierra Simpson, 2013-16	28
25, Car.	Karrie Downey, 1991-94	9
30, Car.	Rachel Wacholder, 1993-96	3
40, Car.	Karrie Downey, 1991-94	1

## Most Seasons, Led Buffs In Digs

Career	Tina Murray, 1987-90	4
	Cierra Simpson, 2013-16	4

## Most Seasons, ## Digs

500	Cierra Simpson, 2014-15	2
400	Karrie Downey, 1993-94	2
	Megan Beckwith, 2010-11	2
300	Michele Kohler, 1989-92	4
	Karrie Downey, 1991-94	4
	Cierra Simpson, 2013-16	4

## ASSISTS

### Most Assists

Career	Kelly Campbell, 1996-99	6,228
Conf. Car.	Kelly Campbell, 1996-99	4,341
S, Car.	Kelly Campbell, 1996-99	6,228
RS, Car.	Tegan Lynch, 1995-98	303
LS, Car.	Sonja Russell, 1998-01	205
MB, Car.	Monique Gerlach, 2000-03	95
Season	Nicole Vranesh, 1991	1,712
Conf. Sea.	Kelly Campbell, 1998	1,132
Fr., Sea.	Kelly Campbell, 1996	1,519
So., Sea.	Nicole Vranesh, 1991	1,712
Jr., Sea.	Kelly Campbell, 1997	1,572
Sr., Sea.	Kelly Campbell, 1999	1,555
S, Sea.	Nicole Vranesh, 1991	1,712
LS, Sea.	Sonja Russell, 2001	82
RS, Sea.	Tegan Lynch, 1998	137
MB, Sea.	Allie Griffin, 2003	61
3-Game	Kelly Campbell vs. OU, 10/31/97	75
	Kelly Campbell vs. TTU, 10/6/99	75
4-Game	Nicole Vranesh @ CSU, 10/5/93	78
5-Game	Kelly Campbell vs. TTU, 11/17/99	93

Fr., Mtch.	Kelly Campbell @ OU, 11/2/96	86
So., Mtch.	Kelly Campbell vs. UT, 11/28/97	88
Jr., Mtch.	Kelly Campbell vs. UT, 10/18/98	84
Sr., Mtch.	Kelly Campbell @ TTU, 11/13/99	93
S, Mtch.	Kelly Campbell @ TTU, 11/13/99	93
RS, Mtch.	Tegan Lynch vs. TTU, 11/13/98	10
LS, Mtch.	Kim Taskey @ BYU, 9/6/01	9
MB, Mtch.	Five Times	5

## Highest Average, Assists Per Game

Career	Kelly Campbell, 1996-99	14.45
Conf. Car.	Kelly Campbell, 1996-99	14.87
S, Car.	Kelly Campbell, 1996-99	14.45
Season	Kelly Campbell, 1996	14.75
Fr., Sea.	Kelly Campbell, 1996	14.75
So., Sea.	Kelly Campbell, 1997	14.25
Jr., Sea.	Kelly Campbell, 1998	14.69
Sr., Sea.	Kelly Campbell, 1999	14.14
S, Sea.	Kelly Campbell, 1996	14.75

## Most Seasons, Led Buffs In Assists

Career	Jennifer Sherlock, 1987-90	4
	Kelly Campbell, 1996-99	4
	Elizabeth Gower, 1999-02	4
	Nicole Edelman, 2012-15	4

## Most Times, Led Buffs In Assists

Career	Kelly Campbell, 1996-99	120
Season	Jennifer Sherlock, 1988	35

## Most Matches, ## Assists

50, Car.	Kelly Campbell, 1996-99	58
50, Sea.	Nicole Vranesh, 1991	18
70, Car.	Kelly Campbell, 1996-99	18
70, Sea.	Kelly Campbell, 1997	7

## Most Seasons, ## Assists

1,000	Kelly Campbell, 1996-99	4
1,500	Kelly Campbell, 1996-99	4

## SERVICE ACES

### Most Service Aces

Career	Staci Wolfe, 1991-94	174
Conf. Car.	Rachel Wacholder, 1993-96	63
LS, Car.	Staci Wolfe, 1991-94	174
RS, Car.	Stephanie Salgado, 1987-90	129
S, Car.	Elizabeth Gower, 1999-02	94
MB, Car.	Monique Gerlach, 2000-03	99
Season	Jennifer Sherlock, 1988	65
Conf. Sea.	Jennifer Sherlock, 1988	28
Fr., Sea.	Staci Wolfe, 1991	59
So., Sea.	Jennifer Sherlock, 1988	65
Jr., Sea.	Staci Wolfe, 1993	60
Sr., Sea.	Michele Kohler, 1992	44
LS, Sea.	Staci Wolfe, 1993	60
	Staci Wolfe, 1991	60
RS, Sea.	Stephanie Salgado, 1988	55
S, Sea.	Jennifer Sherlock, 1988	65
MB, Sea.	Kelsey English, 2013	42
3-Game	Staci Wolfe vs. Mont., 8/30/91	10
4-Game	Jennifer Sherlock @ KSU, 10/16/87	6
	Kelsey English vs. ISU, 12/6/13	6
5-Game	Jennifer Sherlock @ SD, 11/12/87	8
Fr., Mtch.	Staci Wolfe vs. Mon., 8/30/91	10
So., Mtch.	Eight Tied At 5	
	First: Stephanie Salgado vs. USF, 11/19/88	5
	Last: Gabby Simpson, 9/20/15	5
Jr., Mtch.	Michele Kohler @ CSU, 9/18/91	7
Sr., Mtch.	Michele Kohler @ Ohio St., 9/11/92	6

## Highest Average, Service Aces Per Game

Career	Staci Wolfe, 1991-94	0.48
Conf. Car.	Rachel Wacholder, 1993-96	0.35
Season	Staci Wolfe, 1993	0.54
Conf. Sea.	Jennifer Sherlock, 1988	0.65
Fr., Sea.	Staci Wolfe, 1991	0.49
So., Sea.	Jennifer Sherlock, 1988	0.53
Jr., Sea.	Staci Wolfe, 1993	0.54
Sr., Sea.	Michele Kohler, 1992	0.41

## Most Seasons, Led Buffs In Aces

Career	Staci Wolfe, 1991-93	3
	Rachel Wacholder, 1994-96	3

## Most Matches, ## Aces

3	Staci Wolfe, 1991-94	28
5	Rachel Wacholder, 1993-96	4

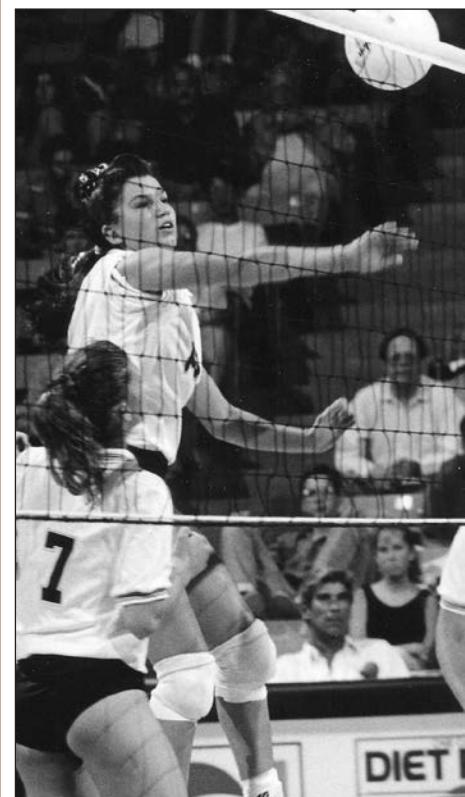
## Most Seasons, ## Aces

30	Michele Kohler, 1989-92	4
	Karrie Downey, 1991-94	4
40	Staci Wolfe, 1991-93	3

## ATTACKS

### Most Attacks

Career	Karrie Downey, 1991-94	4,665
Conf. Car.	Alexis Austin, 2012-15	2,648
LS, Car.	Karrie Downey, 1991-94	4,665
RS, Car.	Tegan Lynch, 1995-98	2,668
MB, Car.	Monique Gerlach, 2000-03	3,012
S, Car.	Elizabeth Gower, 1999-02	2,085
Season	Kerra Schroeder, 2011	1,405
Conf. Sea.	Kerra Schroeder, 2011	1,011
Fr., Sea.	Karrie Downey, 1991	1,108
So., Sea.	Rachel Wacholder, 1994	1,206
Jr., Sea.	Kerra Schroeder, 2011	1,405
Sr., Sea.	Taylor Simpson, 2014	1,395
LS, Sea.	Kerra Schroeder, 2011	1,405
RS, Sea.	Allie Griffin, 2005	1,016
MB, Sea.	Monique Gerlach, 2002	879
S, Sea.	Elizabeth Gower, 2001	523
3-Game	Rachel Wacholder vs. CSU, 10/19/94	61
4-Game	Rachel Wacholder vs. ISU (n), 11/24/95	106
5-Game	Karrie Downey vs. PSU (n), 12/9/93	85
Fr., Mtch.	Sarah Lodge vs. ISU (n), 11/24/95	75
So., Mtch.	Rachel Wacholder vs. ISU (n), 11/25/94	80
	Sarah Lodge @ OU, 11/2/96	80
Jr., Mtch.	Rachel Wacholder vs. ISU (n), 11/24/95	106
Sr., Mtch.	Courtney Ownes @ KSU, 11/27/98	81



Staci Wolfe is the only CU player to record 10 service aces in one match.

# INDIVIDUAL RECORDS



LS, Mtch.	Rachel Wacholder vs. ISU (n), 11/24/96.....	106
RS, Mtch.	Tegan Lynch @ ISU, 10/14/95.....	60
MB, Mtch.	Allie Griffin, 9/24/03 @ TAMU.....	57
S, Mtch.	Elizabeth Gower @ KSU, 11/10/01.....	33

## Highest Average, Attacks Per Game

Career	Taylor Simpson, 2013-14.....	10.75
Conf. Car.	Taylor Simpson, 2013-14.....	11.08
LS, Car.	Taylor Simpson, 2013-14.....	10.75
RS, Car.	Allie Griffin, 2002-06.....	8.30
MB, Car.	Monique Gerlach, 2000-01.....	7.49
S, Car.	Elizabeth Gower, 1999-01.....	5.12
Season	Kerra Schroeder, 2011.....	12.88
Conf. Sea.	Kerra Schroeder, 2011.....	13.30
Fr., Sea.	Karrie Downey, 1991.....	9.72
So., Sea.	Kerra Schroeder, 2010.....	12.04
Jr., Sea.	Kerra Schroeder, 2011.....	12.88
Sr., Sea.	Karrie Downey, 1994.....	12.39
LS, Sea.	Kerra Schroeder, 2011.....	12.88
RS, Sea.	Allie Griffin, 2005.....	9.58
MB, Sea.	Monique Gerlach, 2002.....	7.92
S, Sea.	Elizabeth Gower, 2000.....	4.63

## Most Seasons, Led Buffs In Attacks

Career	Tina Murray, 1987, 1989-90.....	3
	Sonja Russell, 1999-01.....	3
	Kerra Schroeder, 2009-13.....	3

## Most Matches, Led Buffs In Attacks

Career	Karrie Downey, 1991-94.....	10.70
--------	-----------------------------	-------

## Most Matches, ## Attacks

50	Rachel Wacholder, 1993-96.....	31
70	Rachel Wacholder, 1993-96.....	9
80	Rachel Wacholder, 1993-96.....	2
100	Rachel Wacholder, 1993-96.....	1

## Most Seasons, ## Attacks

1,000	Karrie Downey, 1991-94.....	4
-------	-----------------------------	---

## TOTAL BLOCKS

### Most Total Blocks

Career	Meghan Barkman, 1999-02.....	564
Conf. Car.	Meghan Barkman, 1999-02.....	394
MB, Car.	Meghan Barkman, 1999-02.....	564
RS, Car.	Allie Griffin, 2002-05.....	266
LS, Car.	Karrie Downey, 1991-94.....	231
S, Car.	Elizabeth Gower, 1999-02.....	278
Season	Leah Williams, 1995.....	177
Conf. Sea.	Meghan Barkman, 2000.....	111
Fr., Sea.	Naghede Abu, 2015.....	142
So., Sea.	Meghan Barkman, 2000.....	165
Jr., Sea.	Naghede Abu, 2017.....	153
Sr., Sea.	Leah Williams, 1995.....	177
MB, Sea.	Leah Williams, 1995.....	177
LS, Sea.	Amber Sutherland, 2006.....	69
RS, Sea.	Allie Griffin, 2004.....	91
S, Sea.	Elizabeth Gower, 2000.....	91
3-Game	Kathleen Bunce vs. AFA, 9/19/96.....	11
	Lara Bossow vs. KSU 9/15/04.....	11
	Joslyn Hayes @ Portland St., 8/27/16.....	11
4-Game	Lisa Soulliere vs. NAU, 9/2/88.....	12
	Lisa Soulliere vs. Tenn., 10/29/88.....	12
	Meghan Barkman @ TTU, 11/3/01.....	12
5-Game	Lisa Soulliere @ UT, 11/17/89.....	15
	Naghede Abu @ Portland St., 8/27/16.....	15
Fr., Mtch.	Schylur Edelman vs. KSU, 9/22/07.....	12
So., Mtch.	Naghede Abu @ Portland St., 8/27/16.....	15
Jr., Mtch.	Lisa Soulliere vs. NAU, 9/2/88.....	12
	Lisa Soulliere vs. Tenn., 10/29/88.....	12
	Meghan Barkman @ TTU, 11/3/01.....	12
	Lauren Schaefer vs. ISU, 10/17/08.....	12
Sr., Mtch.	Lisa Soulliere at UT, 11/17/89.....	15
MB, Mtch.	Lisa Soulliere at UT, 11/17/89.....	15
	Naghede Abu @ Portland St., 8/27/16.....	15
LS, Mtch.	Sarah Lodge vs. OU, 10/11/95.....	9
	Sarah Lodge @ ISU, 10/14/95.....	9

RS, Mtch.	Joslyn Hayes @ Portland St., 8/27/16.....	11
S, Mtch.	Jennifer Sherlock @ OU, 9/29/88.....	8
	Nicole Vranesh vs. Hou. (n), 11/30/90.....	8

## Highest Average, Blocks Per Game

Career	Meghan Barkman, 1999-01.....	1.43
Conf. Car.	Meghan Barkman, 1999-01.....	1.44
MB, Car.	Meghan Barkman, 1999-01.....	1.43
RS, Car.	Allie Griffin, 2002-05.....	0.77
	Josee Roberge, 1998-01.....	0.77
LS, Car.	Maragda Santillana, 2002-04.....	0.64
S, Car.	Elizabeth Gower, 1999-01.....	0.68
Season	Leah Williams, 1995.....	1.65
Conf. Sea.	Meghan Barkman, 2000.....	1.63
Fr., Sea.	Meghan Barkman, 1999.....	1.30
So., Sea.	Meghan Barkman, 2000.....	1.57
Jr., Sea.	Meghan Barkman, 2001.....	1.41
Sr., Sea.	Leah Williams, 1995.....	1.65
MB, Sea.	Leah Williams, 1995.....	1.65
RS, Sea.	Allie Griffin, 2004.....	0.92
LS, Sea.	Wendy Callahan, 1988.....	0.64
S, Sea.	Elizabeth Gower, 2000.....	0.86

## Most Matches, ## Blocks

5, Car.	Meghan Barkman, 1999-01.....	47
	Naghede Abu, 2015-SA.....	46
10, Car.	Alison Koepke, 1994-97.....	9

## Most Seasons, 100 Blocks

Career	Meghan Barkman, 1999-01.....	4
	Anna Pfefferle, 2014-17.....	4

## Most Seasons Leading Buffs In Blocks

Career	Nikki Lindow, 2010-13.....	4
--------	----------------------------	---

## SOLO BLOCKS

### Most Solo Blocks

Career	Lisa Soulliere, 1987-89.....	174
Conf. Car.	Lisa Soulliere, 1987-89.....	70
Season	Wendy Van Wyhe, 1990.....	71
Conf. Sea.	Wendy Van Wyhe, 1990.....	35
Match	Lisa Soulliere vs. NAU, 9/2/88.....	10

## BLOCK ASSISTS

### Most Block Assists

Career	Meghan Barkman, 1999-02.....	495
Conf. Car.	Meghan Barkman, 1999-02.....	345
Season	Leah Williams, 1995.....	148
Conf. Sea.	Meghan Barkman, 2000.....	96
	Meghan Barkman, 2001.....	96
Match	Naghede Abu @ Portland St., 8/27/16.....	15

## ATTACK PERCENTAGE

### Highest Attack Percentage

Career	Kelly Campbell, 1996-99.....	.329
Conf. Car.	Katie Zabransky, 1990-91.....	.352
MB, Car.	Monique Gerlach, 2000-03.....	.328
RS, Car.	Allie Griffin, 2002-05.....	.254
S, Car.	Kelly Campbell, 1996-99.....	.329
LS, Car.	Taylor Simpson, 2013-14.....	.242
Season	Kelly Campbell, 1998.....	.406
Conf. Sea.	Wendy Van Wyhe, 1991.....	.407
Fr., Sea.	Monique Gerlach, 2000.....	.313
So., Sea.	Monique Gerlach, 2001.....	.344
Jr., Sea.	Kelly Campbell, 1998.....	.403
Sr., Sea.	Kristin Engelking, 1999.....	.354
MB, Sea.	Lara Bossow, 2005.....	.369
RS, Sea.	Allie Griffin, 2005.....	.290
LS, Sea.	Wendy Callahan, 1988.....	.304
S, Sea.	Kelly Campbell, 1998.....	.403
3-Game	Shana Bowen @ ISU, 10/30/98.....	.889
4-Game	Darla DeRuiter vs. Tenn., 10/29/88.....	.714
	Lisa Soulliere vs. KU, 10/7/89.....	.714
5-Game	Sylvie Roberge @ KSU, 11/3/99.....	.733

Fr., Mtch.	Naghede Abu vs. Weber St, 9/20/15.....	.750
So., Mtch.	Jennifer Sherlock vs. St. Mary's, 11/18/88..	.778
	Nicole Vranesh vs. N'western, 9/6/91.....	.778
Jr., Mtch.	Shana Bowen @ ISU, 10/30/98.....	.889
Sr., Mtch.	Lisa Soulliere vs. KSU, 10/13/89.....	.727
MB, Mtch.	Shana Bowen @ ISU, 10/30/98.....	.889
RS, Mtch.	Tiffany Jestadt vs. KSU, 10/19/90.....	.727
LS, Mtch.	Sara Villwock vs. ISU, 10/15/01.....	.682
S, Mtch.	Jennifer Sherlock vs. St. Mary's, 11/18/88..	.778
	Nicole Vranesh vs. N'western, 9/6/91.....	.778

## Most Seasons Leading Team


Career	Lisa Soulliere, 1987 & 1989.....	2
	Wendy Van Wyhe, 1990-91.....	2
	Janine Zumerchik, 1992-93.....	2
	Leah Williams, 1994-95.....	2
	Monique Gerlach, 2000-03.....	2
	Schylur Edelman, 2007-08.....	2
	Taylor Simpson, 2013-14.....	2
	Naghede Abu, 2015-SA.....	2

## Most Attacks, All Kills

Match	Leah Williams vs. ISU, 10/8/94.....	7
	Ashley Nu'u vs. KSU, 9/15/04.....	7

## Most Attacks, No Errors

Match	Rachel Wacholder vs. AFA, 9/19/96.....	33
	Kristin Engelking @ KU, 11/27/99.....	33



**Ashley Nu'u tied Leah Williams' school record for most attacks, no errors and all kills (7) in 2004.**



# CAREER LEADERS OVERALL

## KILLS

1. Karrie Downey, 1991-94 .....	1,790
2. Sarah Lodge, 1995-98 .....	1,581
3. Rachel Wacholder, 1993-96 .....	1,484
4. Alexis Austin, 2012-15 .....	1,443
5. Monique Gerlach, 2000-03 .....	1,427
6. Tina Murray, 1987-90 .....	1,358
7. Allie Griffin, 2002-05 .....	1,283
8. Kerra Schroeder, 2009-13 .....	1,271
9. Sonja Russell, 1998-01 .....	1,237
10. Michele Kohler, 1989-92 .....	1,225
11. Meghan Barkman, 1999-02 .....	1,220
12. Amber Sutherland, 2004-08 .....	1,142
13. Janine Zumerchik, 1991-94 .....	1,053
14. Tegan Lynch, 1995-98 .....	1,024
15. Staci Wolfe, 1991-94 .....	1,005
16. Nicole Carr, 2002-05 .....	990
17. Taylor Simpson, 2013-14 .....	981
18. Kristen Engelking, 1996-99 .....	924
19. Alex Buth, 2005-08 .....	865
20. <b>Alexa Smith, 2016-SA .....</b>	<b>864</b>
21. Nikki Lindow, 2010-13 .....	853
22. Stephanie Salgado, 1987-90 .....	840
23. Leah Williams, 1992-95 .....	832
24. Gabby Simpson, 2014-16 .....	818
25. Elizabeth Gower, 1999-02 .....	801

26. Melissa Schutz, 1995-98 .....	797
27. Courtney Owens, 1995-98 .....	791
28. Wendy Van Wyhe, 1989-91 .....	790
29. Maragda Santillana, 2002-04 .....	786
Lauren Schaefer, 2005-08 .....	786
31. Lisa Soulliere, 1987-89 .....	742
32. Tiffany Jestadt, 1989-91 .....	713
33. Anna Pfefferle, 2014-17 .....	703
34. Alison Koepke, 1994-97 .....	702
35. Joslyn Hayes, 2013-17 .....	692
36. Kelsey English, 2011-14 .....	682
37. Mallori Gibson, 2005-07 .....	679
38. Kim Taskey, 1999-02 .....	658
39. Susan Magda, 1987-88 .....	616
40. <b>Naghede Abu, 2015-SA .....</b>	<b>612</b>
41. Kelly Campbell, 1996-99 .....	596
42. Neira Ortiz Ruiz, 2011-14 .....	581
43. Lara Bossow, 2003-06 .....	574
44. Ashley Nu'u, 2003-06 .....	541

## ATTACKS

1. Karrie Downey, 1991-94 .....	4,665
2. Rachel Wacholder, 1993-96 .....	4,330
3. Kerra Schroeder, 2009-13 .....	4,210
4. Tina Murray, 1987-90 .....	4,111

5. Sarah Lodge, 1995-98 .....	4,026
6. Michele Kohler, 1989-92 .....	3,786
7. Alexis Austin, 2012-15 .....	3,711
8. Sonja Russell, 1998-01 .....	3,380
9. Monique Gerlach, 2000-03 .....	3,012
10. Staci Wolfe, 1991-94 .....	2,969
11. Nicole Carr, 2002-05 .....	2,885
12. Allie Griffin, 2002-05 .....	2,863
13. Meghan Barkman, 1999-02 .....	2,768
14. Tegan Lynch, 1995-98 .....	2,670
15. Taylor Simpson, 2013-14 .....	2,526
16. <b>Alexa Smith, 2016-SA .....</b>	<b>2,405</b>
17. Janine Zumerchik, 1991-94 .....	2,344
18. Courtney Owens, 1995-98 .....	2,327
19. Alex Buth, 2005-08 .....	2,235
20. Gabby Simpson, 2014-16 .....	2,217
21. Nikki Lindow, 2010-13 .....	2,167
22. Stephanie Salgado, 1987-90 .....	2,142
23. Elizabeth Gower, 1999-02 .....	2,085
24. Kristin Engelking, 1996-99 .....	1,969
25. Kim Taskey, 1999-02 .....	1,946
26. Joslyn Hayes, 2013-17 .....	1,928
27. Maragda Santillana, 2002-04 .....	1,872
28. Leah Williams, 1992-95 .....	1,832
29. Lauren Schaefer, 2005-08 .....	1,831
30. Melissa Schutz, 1995-98 .....	1,811

## 1,000 CAREER KILL CLUB



Karrie Downey,  
1991-94 – 1,790



Sarah Lodge,  
1995-98 – 1,581



Rachel Wacholder,  
1993-96 – 1,484



Alexis Austin,  
2012-15 – 1,443



Monique Gerlach,  
2000-03 – 1,427



Tina Murray,  
1987-90 – 1,358



Allie Griffin,  
2002-05 – 1,283



Sonja Russell,  
1998-01 – 1,237



Michele Kohler,  
1989-92 – 1,225



Meghan Barkman,  
1999-02 – 1,220



Amber Sutherland,  
2004-08 – 1,142



Janine Zumerchik,  
1991-94 – 1,053



Kerra Schroeder,  
2009-2013 – 1,271



Tegan Lynch,  
1995-98 – 1,024



Staci Wolfe,  
1991-94 – 1,005

# CAREER LEADERS OVERALL



31. Tiffany Jestadt, 1989-91.....	1,775
33. Wendy Van Wyhe, 1989-91.....	1,758
34. Lisa Soulliere, 1987-89.....	1,733
34. Alison Koepke, 1994-97.....	1,724

## ASSISTS

1. Kelly Campbell, 1996-99.....	6,228
2. Nicole Vranesh, 1990-93.....	5,261
3. Ashley Nu'u, 2003-06.....	4,315
4. Nicole Edelman, 2012-15.....	4,278
5. Jennifer Sherlock, 1987-90.....	4,196
6. Elizabeth Gower, 1999-02.....	3,933
7. Kaitlyn Burkett, 2006-09.....	3,001
8. Alyssa Valentine, 2010-11.....	1,646
9. Allison Barnes, 2001-04.....	1,507
10. <b>Brynna DeLuzio, 2017-SA.....</b>	<b>1,411</b>
11. Gabby Simpson, 2014-16.....	1,216
12. Shelly Wolfe, 1995.....	1,023
13. Tracy Seiler, 1993-94.....	980
14. Kiara McKibben, 2016.....	703
15. Jennifer Anderson, 1993-95.....	660
16. Cierra Simpson, 2013-16.....	438
17. Susan Gillette, 1986.....	343
18. Michelle Miller, 2010-12.....	322
19. Tegan Lynch, 1995-98.....	303
20. Buffy Romero, 1988-91.....	263
21. Megan Cyr, 2009.....	211
22. Alex Buth, 2005-08.....	209
23. Sonja Russell, 1998-01.....	205
24. Allie Griffin, 2002-05.....	186
25. Nicole Carr, 2002-05.....	166
26. Kim Taskey, 1999-02.....	146
27. Rachel Wacholder, 1993-96.....	140
28. Sarah Lodge, 1995-98.....	135
29. Amber Sutherland, 2004-08.....	123
30. Karrie Downey, 1991-94.....	115
31. Tiffany Jestadt, 1989-91.....	111
32. Marie Zimmerman, 2016.....	105
33. Elysse Richardson, 2010-13.....	104
34. Sara Villwock, 2000-01.....	102
Stephanie Salgado, 1987-90.....	102
36. Lucy Stearns, 1986.....	101
Kerra Schroeder, 2009-13.....	101

## ATTACK PERCENTAGE

(1/2 MP, 3.0 Att./Game)

1. Kelly Campbell, 1996-99.....	.329
2. Monique Gerlach, 2000-03.....	.328
3. Anna Pfefferle, 2014-17.....	.309
4. Janine Zumerchik, 1991-94.....	.308
5. Lauren Schaefer, 2005-08.....	.306
6. Kristin Engelking, 1996-99.....	.302
7. Wendy Van Wyhe, 1989-91.....	.301
8. Meghan Barkman, 1999-02.....	.300
9. Leah Williams, 1992-95.....	.295
10. Austin Zimmerman, 2003-06.....	.2922
11. Lara Bossow, 2003-06.....	.2921
12. Lisa Soulliere, 1987-89.....	.291
13. Melissa Schutz, 1995-98.....	.281
14. Heather Sweeney, 1992-93.....	.274
15. Alison Koepke, 1994-97.....	.260
16. Elizabeth Gower, 1999-02.....	.256
17. Kathleen Bunce, 1995-96.....	.255
18. Katie Zabransky, 1990-91.....	.254

19. Allie Griffin, 2002-05.....	.254
20. Anicia Santos, 2010-11.....	.249
21. Nikki Lindow, 2010-13.....	.244
22. Tiffany Jestadt, 1989-91.....	.242
23. Schylur Edelman, 2007-09.....	.237
24. Maragda Santillana, 2002-04.....	.233
25. Tegan Lynch, 1995-98.....	.225
26. Alexis Austin, 2012-15.....	.223
Alex Buth, 2004-08.....	.223
28. Rachel Wacholder, 1993-96.....	.218
29. Karrie Downey, 1991-94.....	.216
30. Stephanie Salgado, 1987-90.....	.208

## SERVICE ACES

(Min. 60)

1. Staci Wolfe, 1991-94.....	174
2. Tina Murray, 1987-90.....	153
3. Karrie Downey, 1991-94.....	152
4. Rachel Wacholder, 1993-96.....	145
Michele Kohler, 1989-92.....	145
Jennifer Sherlock, 1987-90.....	145
7. Stephanie Salgado, 1987-90.....	129
8. Monique Gerlach, 2000-03.....	99
9. Sarah Lodge, 1995-98.....	96
10. Elizabeth Gower, 1999-02.....	94
11. Melissa Schutz, 1995-98.....	92
Kelly Campbell, 1996-99.....	92
13. Cierra Simpson, 2013-16.....	91
14. Kelsey English, 2011-14.....	90
15. Leah Williams, 1992-95.....	90
16. Lisa Soulliere, 1987-89.....	89
17. Alex Buth, 2005-08.....	86
18. Kerra Schroeder, 2009-13.....	84
19. Nicole Vranesh, 1990-93.....	83
20. Nicole Edelman, 2012-15.....	79
21. Allison Barnes, 2001-04.....	78
22. Courtney Owens, 1995-98.....	73
Alison Koepke, 1994-97.....	73
24. Kim Taskey, 1999-02.....	63
25. Anna Pfefferle, 2014-17.....	62
26. Stephanie Chiang, 1990-92.....	60

## DIGS

1. Cierra Simpson, 2013-16.....	1,840
2. Karrie Downey, 1991-94.....	1,540
3. Tina Murray, 1987-90.....	1,523
4. Michele Kohler, 1989-92.....	1,446
5. Rachel Wacholder, 1993-96.....	1,342
6. Sonja Russell, 1998-01.....	1,271
7. Nicole Vranesh, 1990-93.....	1,248
8. Kelly Campbell, 1996-99.....	1,247
9. Tegan Lynch, 1995-98.....	1,216
10. Nicole Carr, 2002-05.....	1,170
11. Elizabeth Gower, 1999-02.....	1,083
12. Sarah Lodge, 1995-98.....	1,081
13. Callie Webster, 2006-08.....	1,042
14. Staci Wolfe, 1991-94.....	1,035
15. Kerra Schroeder, 2009-13.....	980
16. Nicole Edelman, 2012-15.....	945
17. Jennifer Sherlock, 1987-90.....	910
18. Amber Sutherland, 2004-08.....	863
19. Megan Beckwith, 2010-11.....	829
20. Courtney Owens, 1995-98.....	827
21. Leah Williams, 1992-95.....	821

22. Alex Buth, 2005-08.....	802
23. Meghan Barkman, 1999-02.....	765
24. Monique Gerlach, 2000-03.....	747
25. Kim Taskey, 1999-02.....	733
26. Elysse Richardson, 2010-13.....	700
27. Megan Beckwith, 2010-11.....	693
28. Allison Barnes, 2001-04.....	688
29. <b>Alexa Smith, 2016-SA.....</b>	<b>658</b>
30. Gabby Simpson, 2014-16.....	644
31. Taylor Simpson, 2013-14.....	632
32. Janine Zumerchik, 1991-94.....	630
33. Allie Griffin, 2002-05.....	620
34. Stephanie Salgado, 1987-90.....	605
35. Tiffany Jestadt, 1989-91.....	601
36. Ashley Nu'u, 2003-06.....	573
37. Kaitlyn Burkett, 2006-09.....	552
38. Melissa Schutz, 1995-98.....	527
39. Kristen Karlik, 2006-07.....	501
40. Lisa Soulliere, 1987-89.....	488
41. Stephanie Shadley, 2014-17.....	487
42. Alexis Austin, 2012-15.....	479

## TOTAL BLOCKS

(Min. 100)

1. Meghan Barkman, 1999-02.....	565
2. Anna Pfefferle, 2014-17.....	473
3. <b>Naghede Abu, 2015-SA.....</b>	<b>448</b>
4. Alison Koepke, 1994-97.....	441
5. Nikki Lindow, 2010-13.....	426
6. Lisa Soulliere, 1987-89.....	412
7. Leah Williams, 1992-95.....	393
8. Monique Gerlach, 2000-03.....	355
9. Wendy Van Wyhe, 1989-91.....	338
10. Lauren Schaefer, 2005-08.....	311
11. Elizabeth Gower, 1999-02.....	278
12. Kelly Campbell, 1996-99.....	264
13. Allie Griffin, 2002-05.....	266
14. Lara Bossow, 2003-06.....	264
15. Joslyn Hayes, 2013-17.....	255
16. Austin Zimmerman, 2003-06.....	252
17. Stephanie Salgado, 1987-90.....	247
18. Kristin Engelking, 1996-99.....	244
19. Ashley Nu'u, 2003-06.....	243
Schylur Edelman, 2007-09.....	243
21. Melissa Schutz, 1995-98.....	239
22. Janine Zumerchik, 1991-94.....	234
23. Karrie Downey, 1991-94.....	231
24. Alexis Austin, 2012-15.....	225
25. Katie Zabransky, 1990-91.....	222
26. Alex Buth, 2004-08.....	221
27. Kelsey English, 2011-14.....	248
28. Sarah Lodge, 1995-98.....	216
29. Tegan Lynch, 1995-98.....	207
30. Nicole Edelman, 2012-15.....	202
31. Gabby Simpson, 2014-16.....	194
32. Jennifer Sherlock, 1987-90.....	189
33. Kerra Schroeder, 2009-13.....	175
34. Josee Roberge, 1998-01.....	166
35. Tiffany Jestadt, 1989-91.....	162
36. Kaitlyn Cuff, 2013-16.....	158
37. Maragda Santillana, 2002-04.....	156
Rachel Wacholder, 1993-96.....	156
39. Nicole Vranesh, 1990-93.....	150
40. Kaitlyn Burkett, 2006-09.....	149



# CAREER LEADERS NON-RALLY SCORING ERA (1986-2000)

## KILLS

1. Karrie Downey, 1991-94 .....	1,790
2. Sarah Lodge, 1995-98 .....	1,581
3. Rachel Wacholder, 1993-96 .....	1,484
4. Tina Murray, 1987-90 .....	1,358
5. Michele Kohler, 1989-92 .....	1,225
6. Janine Zumerchik, 1991-94 .....	1,053
7. Tegan Lynch, 1995-98 .....	1,024
8. Staci Wolfe, 1991-94 .....	1,005
9. Kristen Engelking, 1996-99 .....	924
10. Sonja Russell, 1998-01 .....	917
11. Stephanie Salgado, 1987-90 .....	840
12. Leah Williams, 1992-95 .....	832
13. Melissa Schutz, 1995-98 .....	797
14. Courtney Owens, 1995-98 .....	791
15. Wendy Van Wyhe, 1989-91 .....	790
16. Lisa Soulliere, 1987-89 .....	742
17. Tiffany Jestadt, 1989-91 .....	713
18. Alison Koepke, 1994-97 .....	702
19. Susan Magda, 1987-88 .....	616
20. Kelly Campbell, 1996-99 .....	596
21. <i>Meghan Barkman, 1999-02 .....</i>	<i>569</i>
22. Shana Bowen, 1996-99 .....	532
23. Katie Zabransky, 1990-91 .....	510
24. Elizabeth Gower, 1999-02 .....	411

## ATTACKS

1. Karrie Downey, 1991-94 .....	4,665
2. Rachel Wacholder, 1993-96 .....	4,330
3. Tina Murray, 1987-90 .....	4,111
4. Sarah Lodge, 1995-98 .....	4,026
5. Michele Kohler, 1989-92 .....	3,786
6. Tegan Lynch, 1995-98 .....	2,670
7. <i>Sonja Russell, 1998-01 .....</i>	<i>2,502</i>
8. Janine Zumerchik, 1991-94 .....	2,344
9. Courtney Owens, 1995-98 .....	2,327
10. Stephanie Salgado, 1987-90 .....	2,142
11. Kristin Engelking, 1996-99 .....	1,969
12. Leah Williams, 1992-95 .....	1,832
13. Melissa Schutz, 1995-98 .....	1,811
14. Tiffany Jestadt, 1989-91 .....	1,775
15. Wendy Van Wyhe, 1989-91 .....	1,758
16. Lisa Soulliere, 1987-89 .....	1,733
17. Alison Koepke, 1994-97 .....	1,724

## ASSISTS

1. Kelly Campbell, 1996-99 .....	6,228
2. Nicole Vranesh, 1990-93 .....	5,261
3. Jennifer Sherlock, 1987-90 .....	4,196
4. <i>Elizabeth Gower, 1999-02 .....</i>	<i>1,506</i>
5. Shelly Wolfe, 1995 .....	1,023
6. Tracy Seiler, 1993-94 .....	980
7. Jennifer Anderson, 1993-95 .....	660
8. Susan Gillette, 1986 .....	343
9. Tegan Lynch, 1995-98 .....	303
10. Buffy Romero, 1988-91 .....	263
11. <i>Sonja Russell, 1998-01 .....</i>	<i>205</i>
12. Rachel Wacholder, 1993-96 .....	140
13. Sarah Lodge, 1995-98 .....	135
14. Karrie Downey, 1991-94 .....	115
15. Tiffany Jestadt, 1989-91 .....	111
16. Stephanie Salgado, 1987-90 .....	102
17. Lucy Stearns, 1986 .....	101

## ATTACK PERCENTAGE

(1/2 MP, 3.0 Att./Game)

1. Kelly Campbell, 1996-99 .....	.329
2. Monique Gerlach, 2000-03 .....	.313
3. Janine Zumerchik, 1991-94 .....	.308
5. Kristin Engelking, 1996-99 .....	.302
6. Wendy Van Wyhe, 1989-91 .....	.301
7. Leah Williams, 1992-95 .....	.295
8. Lisa Soulliere, 1987-89 .....	.291
9. Meghan Barkman, 1999-02 .....	.289
10. Melissa Schutz, 1995-98 .....	.281
11. Heather Sweeney, 1992-93 .....	.274
12. Alison Koepke, 1994-97 .....	.260
13. Kathleen Bunce, 1995-96 .....	.255
14. Katie Zabransky, 1990-91 .....	.254
15. Tiffany Jestadt, 1989-91 .....	.242
16. Elizabeth Gower, 1999-02 .....	.240
17. Tegan Lynch, 1995-98 .....	.225
18. Rachel Wacholder, 1993-96 .....	.218
19. Karrie Downey, 1991-94 .....	.216
20. Stephanie Salgado, 1987-90 .....	.208

## SERVICE ACES

(Min. 45)

1. Staci Wolfe, 1991-94 .....	174
2. Tina Murray, 1987-90 .....	153
3. Karrie Downey, 1991-94 .....	152
4. Rachel Wacholder, 1993-96 .....	145
Michele Kohler, 1989-92 .....	145
Jennifer Sherlock, 1987-90 .....	145
7. Stephanie Salgado, 1987-90 .....	129
8. Sarah Lodge, 1995-98 .....	96
9. Melissa Schutz, 1995-98 .....	92
Kelly Campbell, 1996-99 .....	92
11. Leah Williams, 1992-95 .....	90
12. Lisa Soulliere, 1987-89 .....	89
13. Nicole Vranesh, 1990-93 .....	83
14. Courtney Owens, 1995-98 .....	73
Alison Koepke, 1994-97 .....	73
16. Stephanie Chiang, 1990-92 .....	60

## DIGS

(Min. 300)

1. Karrie Downey, 1991-94 .....	1,540
2. Tina Murray, 1987-90 .....	1,523
3. Michele Kohler, 1989-92 .....	1,446
4. Rachel Wacholder, 1993-96 .....	1,342
5. Nicole Vranesh, 1990-93 .....	1,248
6. Kelly Campbell, 1996-99 .....	1,247
7. Tegan Lynch, 1995-98 .....	1,216
8. Sarah Lodge, 1995-98 .....	1,081
9. Staci Wolfe, 1991-94 .....	1,035
10. <i>Sonja Russell, 1998-01 .....</i>	<i>919</i>
11. Jennifer Sherlock, 1987-90 .....	910
12. Courtney Owens, 1995-98 .....	827
13. Leah Williams, 1992-95 .....	821
14. Janine Zumerchik, 1991-94 .....	630
15. Stephanie Salgado, 1987-90 .....	605
16. Tiffany Jestadt, 1989-91 .....	601
17. <i>Elizabeth Gower, 1999-02 .....</i>	<i>601</i>
18. Melissa Schutz, 1995-98 .....	527
19. Lisa Soulliere, 1987-89 .....	488
20. Kristin Engelking, 1996-99 .....	456
21. Shana Bowen, 1996-99 .....	453
22. Alison Koepke, 1994-97 .....	440
23. <i>Meghan Barkman, 1999-02 .....</i>	<i>409</i>

## TOTAL BLOCKS

(Min. 100)

1. Alison Koepke, 1994-97 .....	441
2. Lisa Soulliere, 1987-89 .....	412
3. Leah Williams, 1992-95 .....	393
4. Wendy Van Wyhe, 1989-91 .....	338
5. <i>Meghan Barkman, 1999-02 .....</i>	<i>299</i>
6. Kelly Campbell, 1996-99 .....	264
7. Stephanie Salgado, 1987-90 .....	247
8. Kristin Engelking, 1996-99 .....	244
9. Melissa Schutz, 1995-98 .....	239
10. Janine Zumerchik, 1991-94 .....	234
11. Karrie Downey, 1991-94 .....	231
12. Katie Zabransky, 1990-91 .....	222
13. Sarah Lodge, 1995-98 .....	216
14. Tegan Lynch, 1995-98 .....	207
15. Jennifer Sherlock, 1987-90 .....	189
16. Tiffany Jestadt, 1989-91 .....	162
17. Rachel Wacholder, 1993-96 .....	156
18. <i>Elizabeth Gower, 1999-02 .....</i>	<i>153</i>
19. Nicole Vranesh, 1990-93 .....	150
20. Shana Bowen, 1996-99 .....	146
21. Wendy Callahan, 1987-88 .....	124
22. <i>Sonja Russell, 1998-01 .....</i>	<i>101</i>

*Italicized players have stats split between rally and non-rally scoring eras*



## KILLS

1. Alexis Austin, 2012-15.....	1,443
2. Allie Griffin, 2002-05.....	1,283
3. Kerra Schroeder, 2009-13.....	1,271
4. <i>Monique Gerlach, 2000-03.....</i>	<i>1,182</i>
5. Amber Sutherland, 2004-08.....	1,142
6. Nicole Carr, 2002-05.....	989
7. Taylor Simpson, 2013-14.....	981
8. Alex Buth, 2005-08.....	865
9. <b>Alexa Smith, 2016-SA.....</b>	<b>864</b>
10. Nikki Lindow, 2010-13.....	853
11. Gabby Simpson, 2014-16.....	818
12. Lauren Schaefer, 2005-08.....	786
13. Maragda Santillana, 2002-04.....	776
14. Anna Pfefferle, 2014-17.....	703
15. Joslyn Hayes, 2013-17.....	692
16. Kelsey English, 2011-14.....	682
17. Mallori Gibson, 2005-07.....	679
18. <i>Meghan Barkman, 1999-02.....</i>	<i>651</i>
19. <b>Naghede Abu, 2015-SA.....</b>	<b>612</b>
20. Neira Ortiz Ruiz, 2011-14.....	581
21. Lara Bossow, 2003-06.....	574
22. Austin Zimmerman, 2003-06.....	541
23. Emilee Sisco, 2006-08.....	519

## ATTACKS

1. Kerra Schroeder, 2009-13.....	4,210
2. Alexis Austin, 2012-15.....	3,711
3. Amber Sutherland, 2004-08.....	2,953
4. Nicole Carr, 2002-05.....	2,885
5. Allie Griffin, 2002-05.....	2,863
6. Taylor Simpson, 2013-14.....	2,526
7. <i>Monique Gerlach, 2000-03.....</i>	<i>2,481</i>
8. <b>Alexa Smith, 2016-SA.....</b>	<b>2,405</b>
9. Alex Buth, 2005-08.....	2,235
10. Gabby Simpson, 2014-16.....	2,217
11. Nikki Lindow, 2010-13.....	2,167
12. Mallori Gibson, 2005-07.....	1,963
13. Joslyn Hayes, 2013-17.....	1,928
14. Maragda Santillana, 2002-04.....	1,872
15. Lauren Schaefer, 2005-08.....	1,831
16. Anna Pfefferle, 2014-17.....	1,674
17. Neira Ortiz Ruiz, 2011-14.....	1,625
18. Kelsey English, 2011-14.....	1,536
19. Emilee Sisco, 2006-08.....	1,509
20. <i>Meghan Barkman, 1999-02.....</i>	<i>1,476</i>
21. Rosie Steinhaus, 2007-10.....	1,387
22. Lara Bossow, 2003-06.....	1,284
23. Austin Zimmerman, 2003-06.....	1,273

## ASSISTS

(Min. 100)	
1. Ashley Nu'u, 2003-06.....	4,315
2. Nicole Edelman, 2012-15.....	4,278
3. Kaitlyn Burkett, 2006-09.....	3,001
4. <i>Elizabeth Gower, 1999-02.....</i>	<i>2,427</i>
5. Alyssa Valentine, 2010-11.....	1,646
6. Allison Barnes, 2001-04.....	1,509
7. <b>Bryna DeLuzio, 2017-SA.....</b>	<b>1,411</b>
8. Gabby Simpson, 2014-16.....	1,216
9. Kiara McKibben, 2016.....	703
10. Cierra Simpson, 2013-16.....	438
11. Michelle Miller, 2010-12.....	322
12. Megan Cyr, 2009.....	211
13. Alex Buth, 2005-08.....	209
14. Allie Griffin, 2002-05.....	186
15. Nicole Carr, 2002-05.....	167
16. Amber Sutherland, 2004-08.....	123
17. Marie Zimmerman, 2016.....	105
18. Elysse Richardson, 2010-13.....	104
19. Kerra Schroeder, 2009-13.....	101
20. <i>Kim Taskey, 1999-02.....</i>	<i>101</i>

## ATTACK PERCENTAGE

(1/2 MP, 3.0 Att./Game)	
1. <i>Monique Gerlach, 2000-03.....</i>	<i>.332</i>
2. Anna Pfefferle, 2014-17.....	.309
3. Lauren Schaefer, 2005-08.....	.306
4. <i>Meghan Barkman, 1999-02.....</i>	<i>.305</i>
5. Austin Zimmerman, 2003-06.....	.2922
6. Lara Bossow, 2003-06.....	.2921
7. <i>Elizabeth Gower, 1999-02.....</i>	<i>.269</i>
8. Allie Griffin, 2002-05.....	.254
9. Anicia Santos, 2010-11.....	.249
10. Nikki Lindow, 2010-13.....	.244
11. Schylur Edelman, 2007-09.....	.237
12. Maragda Santillana, 2002-04.....	.233
13. Alexis Austin, 2012-15.....	.223
Alex Buth, 2004-08.....	.223

## SERVICE ACES

(Min. 60)	
1. Cierra Simpson, 2013-16.....	91
2. Kelsey English, 2011-14.....	90
3. Alex Buth, 2005-08.....	86
4. Kerra Schroeder, 2009-13.....	84
5. <i>Monique Gerlach, 2000-03.....</i>	<i>80</i>
6. Nicole Edelman, 2012-15.....	79
7. Allison Barnes, 2001-04.....	78
8. Anna Pfefferle, 2014-17.....	62
9. Mallori Gibson, 2005-07.....	61
10. Elysse Richardson, 2010-13.....	57
11. Gabby Simpson, 2014-16.....	56
12. Nicole Carr, 2002-05.....	55
13. Lara Bossow, 2003-06.....	51
14. Amber Sutherland, 2004-08.....	50
15. Stephanie Shadley, 2014-17.....	47
16. Austin Zimmerman, 2003-06.....	45
17. Callie Webster, 2006-08.....	42
18. Ashley Nu'u, 2003-06.....	41
<i>Elizabeth Gower, 1999-02.....</i>	<i>41</i>
Kaitlyn Burkett, 2006-09.....	41

## DIGS

(Min. 450)	
1. Cierra Simpson, 2013-16.....	1,810
2. Nicole Carr, 2002-05.....	1,170
3. Callie Webster, 2006-08.....	1,042
4. Kerra Schroeder, 2009-13.....	981
5. Nicole Edelman, 2012-15.....	945
6. Amber Sutherland, 2004-08.....	863
7. Megan Beckwith, 2010-11.....	829
8. Alex Buth, 2005-08.....	802
9. Elysse Richardson, 2010-13.....	700
10. Allison Barnes, 2001-04.....	694
11. <b>Alexa Smith, 2016-SA.....</b>	<b>658</b>
12. Gabby Simpson, 2014-16.....	644
13. <i>Monique Gerlach, 2000-03.....</i>	<i>633</i>
14. Taylor Simpson, 2013-14.....	632
15. Allie Griffin, 2002-05.....	620
16. Ashley Nu'u, 2003-06.....	573
17. Kaitlyn Burkett, 2006-09.....	552
18. Kristen Karlik, 2006-07.....	501
19. Stephanie Shadley, 2014-17.....	487
20. <i>Kim Taskey, 1999-02.....</i>	<i>485</i>
21. <i>Elizabeth Gower, 1999-02.....</i>	<i>483</i>
22. Alexis Austin, 2012-15.....	479

## TOTAL BLOCKS

(Min. 100)	
1. Anna Pfefferle, 2014-17.....	473
2. <b>Naghede Abu, 2015-SA.....</b>	<b>448</b>
3. Nikki Lindow, 2010-13.....	426
4. Lauren Schaefer, 2005-08.....	311
5. <i>Monique Gerlach, 2000-03.....</i>	<i>276</i>
6. <i>Meghan Barkman, 1999-02.....</i>	<i>266</i>
Allie Griffin, 2002-05.....	266
8. Lara Bossow, 2003-06.....	264
9. Joslyn Hayes, 2013-17.....	255
10. Austin Zimmerman, 2003-06.....	252
11. Kelsey English, 2011-14.....	248
12. Ashley Nu'u, 2003-06.....	243
Schylur Edelman, 2007-09.....	243
14. Alexis Austin, 2012-15.....	225
15. Alex Buth, 2004-08.....	221
16. Nicole Edelman, 2012-15.....	202
Gabby Simpson, 2014-16.....	194
18. Kerra Schroeder, 2009-13.....	175
19. Joslyn Hayes, 2013-SA.....	161
20. Katelyn Cuff, 2013-16.....	158
21. Maragda Santillana, 2002-04.....	156

*Italicized players have stats split between rally and non-rally scoring eras*



# SEASON LEADERS OVERALL

## KILLS

(Min. 300)

1. Taylor Simpson, 2014	591
2. Sarah Lodge, 1997	528
3. Karrie Downey, 1993	501
4. Alexis Austin, 2015	498
5. Allie Griffin, 2005	486
6. <b>Alexa Smith, 2017</b>	<b>484</b>
7. Karrie Downey, 1994	462
8. Amber Sutherland, 2006	456
9. Rachel Wacholder, 1996	456
10. Tina Murray, 1989	449
11. Karrie Downey, 1991	440
12. Rachel Wacholder, 1995	438
13. Kerra Schroeder, 2011	431
14. Susan Magda, 1988	432
15. Sonja Russell, 1999	427
Staci Wolfe, 1993	427
17. Sonja Russell, 2000	425
18. Amber Sutherland, 2005	421
19. Allie Griffin, 2004	420
20. Gabby Simpson, 2015	419
21. Monique Gerlach, 2002	419
22. Sarah Lodge, 1996	416
23. Tiffany Jestadt, 1990	415
24. Frankie Shebby, 2017	409
25. Stephanie Salgado, 1988	399
Courtney Owens, 1998	399
27. Taylor Simpson, 2013	390
28. Monique Gerlach, 2001	387
Karrie Downey, 1992	387
30. Janine Zumerchik, 1993	382
31. <b>Alexa Smith, 2016</b>	<b>380</b>
32. Kristin Engelking, 1999	377
Tina Murray, 1990	377
34. Monique Gerlach, 2003	376
35. Sarah Lodge, 1998	372
Kerra Schroeder, 2010	372
37. Rachel Wacholder, 1994	371
38. Michele Kohler, 1992	364
Alexis Austin, 2012	364
40. Michele Kohler, 1990	357
41. Mallori Gibson, 2006	351
42. Kristin Engelking, 1998	350

## ATTACKS

(Min. 1,000)

1. Kerra Schroeder, 2011	1,405
2. Staci Wolfe, 1993	1,403
3. Taylor Simpson, 2014	1,395
4. Rachel Wacholder, 1995	1,374
5. <b>Alexa Smith, 2017</b>	<b>1,330</b>
6. Karrie Downey, 1994	1,276
7. Karrie Downey, 1993	1,257
8. Sarah Lodge, 1997	1,246
9. Tina Murray, 1989	1,225
10. Tina Murray, 1990	1,212
11. Rachel Wacholder, 1994	1,206
Alexis Austin, 2015	1,192
13. Sonja Russell, 2000	1,183
14. Amber Sutherland, 2006	1,182
15. Rachel Wacholder, 1996	1,181
16. Sonja Russell, 1999	1,169
17. Kerra Schroeder, 2010	1,168
18. <b>Frankie Shebby, 2017</b>	<b>1,165</b>
19. Courtney Owens, 1998	1,157
20. Taylor Simpson, 2013	1,131
21. Karrie Downey, 1991	1,108
22. Michele Kohler, 1990	1,098
Susan Magda, 1988	1,098
24. Michele Kohler, 1992	1,092
25. Gabby Simpson, 2015	1,083
26. <b>Alexa Smith, 2016</b>	<b>1,075</b>
27. Alexis Austin, 2012	1,032
28. Sarah Lodge, 1996	1,027
29. Karrie Downey, 1992	1,022
30. Allie Griffin, 2005	1,016
31. Tiffany Jestadt, 1990	1,012

## ASSISTS

(Min. 400)

1. Nicole Vranesh, 1991	1,712
2. Kelly Campbell, 1997	1,582
3. Kelly Campbell, 1998	1,572
4. Kelly Campbell, 1999	1,555
5. Nicole Vranesh, 1993	1,541

6. Kelly Campbell, 1996	1,519
7. Ashley Nu'u, 2005	1,448
8. <b>Brynna DeLuzio, 2017</b>	<b>1,411</b>
9. Elizabeth Gower, 2000	1,389
10. Nicole Vranesh, 1992	1,362
11. Ashley Nu'u, 2006	1,352
12. Jennifer Sherlock, 1988	1,335
13. Jennifer Sherlock, 1989	1,332
14. Elizabeth Gower, 2001	1,312
15. Kaitlyn Burkett, 2007	1,285
16. Nicole Edelman, 2015	1,229
17. Ashley Nu'u, 2004	1,146
18. Nicole Edelman, 2013	1,145
19. Elizabeth Gower, 2002	1,115
20. Nicole Edelman, 2012	1,060
21. Allison Barnes, 2003	1,042
22. Kaitlyn Burkett, 2008	1,036
23. Shelly Wolfe, 1995	1,023
24. Tracy Seiler, 1994	979
25. Jennifer Sherlock, 1987	850
26. Nicole Edelman, 2014	844
27. Alyssa Valentine, 2010	828
28. Alyssa Valentine, 2011	818
29. Kiara McKibben, 2016	703
30. Jennifer Sherlock, 1990	679
31. Nicole Vranesh, 1990	648
32. Kaitlyn Burkett, 2009	646
33. Gabby Simpson, 2014	639
34. Gabby Simpson, 2016	477
35. Jennifer Anderson, 1994	414

## ATTACK PERCENTAGE

(Min. .300, 2/3 GP, 3.0 Att./Game)

1. Kelly Campbell, 1998	.406
2. Lara Bossow, 2005	.369
3. Kelsey English, 2013	.361
4. Lauren Schaefer, 2007	.360
5. Meghan Barkman, 2001	.360
6. Kristin Engelking, 1998	.355
7. Kristin Engelking, 1999	.354
8. Wendy Van Wyhe, 1991	.347
9. Leah Williams, 1995	.346
10. Monique Gerlach, 2001	.344
11. <b>Naghede Abu, 2017</b>	<b>.344</b>
12. Anna Pfefferle, 2015	.341
13. Nikki Lindow, 2013	.335
14. Monique Gerlach, 2002	.331
15. Lisa Soulliere, 1989	.327
16. <b>Naghede Abu, 2016</b>	<b>.323</b>
Kelly Campbell, 1999	.323
18. Janine Zumerchik, 1992	.321
19. Austin Zimmerman, 2006	.320
Monique Gerlach, 2003	.320
21. Kelsey English, 2012	.316
22. Darla DeRuiter, 1988	.315
23. Monique Gerlach, 2000	.313
Anna Pfefferle, 2017	.313
25. Leah Williams, 1994	.311
26. Elizabeth Gower, 2000	.3093
27. Janine Zumerchik, 1993	.3090
28. Wendy Callahan, 1988	.304
29. Lauren Schaefer, 2008	.303
Meghan Barkman, 1999	.303
31. Elizabeth Gower, 2001	.302

## SERVICE ACES

(Min. 30)

1. Jennifer Sherlock, 1988	65
2. Staci Wolfe, 1993	60
Staci Wolfe, 1991	60
4. Stephanie Salgado, 1988	55
5. Tina Murray, 1988	47
6. Rachel Wacholder, 1994	45
Staci Wolfe, 1992	45
Karrie Downey, 1991	45
9. Karrie Downey, 1993	44
Michele Kohler, 1992	44
11. Tina Murray, 1987	43
12. Kelsey English, 2013	42
13. Rachel Wacholder, 1995	38
Heather Sweeney, 1992	38
Lisa Soulliere, 1989	38
16. Jennifer Sherlock, 1987	37
17. Rachel Wacholder, 1996	36
18. Michele Kohler, 1991	35
Stephanie Salgado, 1989	35

## DIGS

1. Cierra Simpson, 2014	519
2. Cierra Simpson, 2015	505
3. Tina Murray, 1990	490
4. Callie Webster, 2007	466
5. Karrie Downey, 1994	452
6. Cierra Simpson, 2016	444
7. Kristen Karlik, 2006	442
8. Megan Beckwith, 2011	428
9. Michele Kohler, 1990	416
10. Karrie Downey, 1993	415
11. <b>Gabby Carta-Samuels, 2017</b>	<b>414</b>
12. Sonja Russell, 2000	406
13. Megan Beckwith, 2010	401
14. Rachel Wacholder, 1995	399
15. Tina Murray, 1988	393
16. Nicole Carr, 2003	388
17. Callie Webster, 2008	386
18. Tegan Lynch, 1998	378
19. Sonja Russell, 1999	375
20. Cierra Simpson, 2013	372
21. Michele Kohler, 1992	371
Karrie Downey, 1991	371
23. Staci Wolfe, 1993	369
24. Tina Murray, 1989	368
25. Nicole Vranesh, 1993	358
26. Sonja Russell, 2001	352
Nicole Vranesh, 1991	352
28. Michele Kohler, 1991	351
29. Tegan Lynch, 1997	345
30. <b>Alexa Smith, 2017</b>	<b>345</b>
31. Taylor Simpson, 2014	344
32. Courtney Owens, 1998	342
33. Kelly Campbell, 1999	336
34. Nicole Vranesh, 1992	331
35. Rachel Wacholder, 1996	329
36. Sarah Lodge, 1997	322
37. Kelly Campbell, 1998	321
Sarah Lodge, 1998	321
39. Kim Taskey, 2002	320
40. Rachel Wacholder, 1994	318
41. <b>Alexa Smith, 2016</b>	<b>313</b>
Elizabeth Gower, 1999	313

## TOTAL BLOCKS

1. Leah Williams, 1995	177
2. Lisa Soulliere, 1989	168
3. Meghan Barkman, 2000	165
4. <b>Naghede Abu, 2017</b>	<b>153</b>
<b>Naghede Abu, 2016</b>	<b>153</b>
6. Meghan Barkman, 2001	151
Alison Koepke, 1997	144
8. <b>Naghede Abu, 2015</b>	<b>142</b>
Alison Koepke, 1995	142
10. Lisa Soulliere, 1988	141
Nikki Lindow, 2012	141
12. Anna Pfefferle, 2014	138
13. Wendy Van Wyhe, 1990	135
14. Meghan Barkman, 1999	134
15. Nikki Lindow, 2013	133
16. Katie Zabransky, 1991	129
17. Leah Williams, 1994	127
18. Kristin Engelking, 1998	126
19. Anna Pfefferle, 2015	117
20. Meghan Barkman, 2002	115
Anna Pfefferle, 2017	115
22. Schylur Edelman, 2007	107
23. Wendy Van Wyhe, 1991	105
24. Lara Bossow, 2004	104
25. Anna Pfefferle, 2016	103
Lisa Soulliere, 1987	103
27. Schylur Edelman, 2008	100
28. Amy Hulstrom, 1986	99
29. Austin Zimmerman, 2004	98
Wendy Van Wyhe, 1989	98
31. Joslyn Hayes, 2016	95
32. Joslyn Hayes, 2017	94
33. Alison Koepke, 1996	94
34. Monique Gerlach, 2003	93
Katie Zabransky, 1990	93
36. Monique Gerlach, 2002	92
Lauren Schaefer, 2006	92
Kelsey English, 2012	92
39. Allie Griffin, 2004	91
Monique Gerlach, 2001	91
Elizabeth Gower, 2000	91
Tiffany Jestadt, 1990	91

# SEASON LEADERS NON-RALLY SCORING ERA (1986-2000)



## KILLS

(Min. 300)

1. Sarah Lodge, 1997	528
2. Karrie Downey, 1993	501
3. Karrie Downey, 1994	462
4. Rachel Wacholder, 1996	456
5. Tina Murray, 1989	449
6. Karrie Downey, 1991	440
7. Rachel Wacholder, 1995	438
8. Susan Magda, 1988	432
9. Sonja Russell, 1999	427
Staci Wolfe, 1993	427
12. Sonja Russell, 2000	425
13. Sarah Lodge, 1996	416
14. Tiffany Jestadt, 1990	415
15. Stephanie Salgado, 1988	399
Courtney Owens, 1998	399
17. Karrie Downey, 1992	387
18. Janine Zumerchik, 1993	382
19. Kristin Engelking, 1999	377
Tina Murray, 1990	377
21. Sarah Lodge, 1998	372
22. Rachel Wacholder, 1994	371
23. Michele Kohler, 1992	364
24. Michele Kohler, 1990	357
25. Kristin Engelking, 1998	350
26. Wendy Van Wyhe, 1991	346
27. Lisa Soulliere, 1989	346

## ATTACKS

(Min. 1,000)

1. Staci Wolfe, 1993	1,403
2. Rachel Wacholder, 1995	1,374
3. Karrie Downey, 1994	1,276
4. Karrie Downey, 1993	1,257
5. Sarah Lodge, 1997	1,246
6. Tina Murray, 1989	1,225
7. Tina Murray, 1990	1,212
8. Rachel Wacholder, 1994	1,206
9. Sonja Russell, 2000	1,183
10. Rachel Wacholder, 1996	1,181
11. Sonja Russell, 1999	1,169
12. Courtney Owens, 1998	1,157
13. Karrie Downey, 1991	1,108
14. Michele Kohler, 1990	1,098
Susan Magda, 1988	1,098
16. Michele Kohler, 1992	1,092
17. Sarah Lodge, 1996	1,027
18. Karrie Downey, 1992	1,022
19. Tiffany Jestadt, 1990	1,012

## ASSISTS

(Min. 300)

1. Nicole Vranesh, 1991	1,712
2. Kelly Campbell, 1997	1,582
3. Kelly Campbell, 1998	1,572
4. Kelly Campbell, 1999	1,555
5. Nicole Vranesh, 1993	1,541
6. Kelly Campbell, 1996	1,519
7. Elizabeth Gower, 2000	1,389
8. Nicole Vranesh, 1992	1,362
9. Jennifer Sherlock, 1988	1,335
10. Jennifer Sherlock, 1989	1,332
11. Shelly Wolfe, 1995	1,023
12. Tracy Seiler, 1994	979
13. Jennifer Sherlock, 1987	850
14. Jennifer Sherlock, 1990	679
15. Nicole Vranesh, 1990	648
16. Jennifer Anderson, 1994	414

## ATTACK PERCENTAGE

(Min. .300, 2/3 GP, 3.0 Att./Game)

1. Kelly Campbell, 1998	.406
2. Kristin Engelking, 1998	.355
3. Kristin Engelking, 1999	.354
4. Wendy Van Wyhe, 1991	.347
5. Leah Williams, 1995	.346
6. Lisa Soulliere, 1989	.327
7. Kelly Campbell, 1999	.323
8. Janine Zumerchik, 1992	.321
9. Darla DeRuiter, 1988	.315
10. Monique Gerlach, 2000	.313
11. Leah Williams, 1994	.311
12. Elizabeth Gower, 2000	.3093
13. Janine Zumerchik, 1993	.3090
14. Wendy Callahan, 1988	.304
13. Meghan Barkman, 1999	.303

## SERVICE ACES

(Min. 30)

1. Jennifer Sherlock, 1988	65
2. Staci Wolfe, 1993	60
Staci Wolfe, 1991	60
4. Stephanie Salgado, 1988	55
5. Tina Murray, 1988	47
6. Rachel Wacholder, 1994	45
Staci Wolfe, 1992	45
Karrie Downey, 1991	45
9. Karrie Downey, 1993	44
Michele Kohler, 1992	44
11. Tina Murray, 1987	43
12. Rachel Wacholder, 1995	38
Heather Sweeney, 1992	38
Lisa Soulliere, 1989	38
15. Jennifer Sherlock, 1987	37
16. Rachel Wacholder, 1996	36
17. Michele Kohler, 1991	35
Stephanie Salgado, 1989	35

## DIGS

(Min. 300)

1. Tina Murray, 1990	490
2. Karrie Downey, 1994	452
3. Michele Kohler, 1990	416
4. Karrie Downey, 1993	415
5. Sonja Russell, 2000	406
6. Rachel Wacholder, 1995	399
7. Tina Murray, 1988	393
8. Tegan Lynch, 1998	378
9. Sonja Russell, 1999	375
10. Michele Kohler, 1992	371
Karrie Downey, 1991	371
12. Staci Wolfe, 1993	369
13. Tina Murray, 1989	368
14. Nicole Vranesh, 1993	358
15. Nicole Vranesh, 1991	352
16. Michele Kohler, 1991	351
17. Tegan Lynch, 1997	345
18. Courtney Owens, 1998	342
19. Kelly Campbell, 1999	336
20. Nicole Vranesh, 1992	331
21. Rachel Wacholder, 1996	329
22. Sarah Lodge, 1997	322
23. Kelly Campbell, 1998	321
Sarah Lodge, 1998	321
25. Rachel Wacholder, 1994	318
26. Elizabeth Gower, 1999	313
27. Kelly Campbell, 1996	308
Michele Kohler, 1989	308

## TOTAL BLOCKS

(Min. 75)

1. Leah Williams, 1995	177
2. Lisa Soulliere, 1989	168
3. Meghan Barkman, 2000	165
4. Alison Koepke, 1997	144
5. Alison Koepke, 1995	142
6. Lisa Soulliere, 1988	141
7. Wendy Van Wyhe, 1990	135
8. Meghan Barkman, 1999	134
9. Katie Zabransky, 1991	129
10. Leah Williams, 1994	127
11. Kristin Engelking, 1998	126
12. Wendy Van Wyhe, 1991	105
13. Lisa Soulliere, 1987	103
14. Amy Hulstrom, 1986	99
15. Wendy Van Wyhe, 1989	98
16. Alison Koepke, 1996	94
17. Katie Zabransky, 1990	93
18. Elizabeth Gower, 2000	91
Tiffany Jestadt, 1990	91

RECORDS





# SEASON LEADERS

# RALLY SCORING ERA (2001-PRESENT)

## KILLS

1. Taylor Simpson, 2014 .....	591
2. Alexis Austin, 2015 .....	498
3. Allie Griffin, 2005 .....	486
4. <b>Alexa Smith, 2017</b> .....	<b>484</b>
5. Amber Sutherland, 2006 .....	456
6. Kerra Schroeder, 2011 .....	431
7. Amber Sutherland, 2005 .....	421
8. Allie Griffin, 2004 .....	420
9. Gabby Simpson, 2015 .....	419
Monique Gerlach, 2002 .....	419
11. <b>Frankie Shebby, 2017</b> .....	<b>409</b>
12. Taylor Simpson, 2013 .....	390
13. Monique Gerlach, 2001 .....	387
14. <b>Alexa Smith, 2016</b> .....	<b>380</b>
15. Monique Gerlach, 2003 .....	376
16. Kerra Schroeder, 2010 .....	372
17. Alexis Austin, 2012 .....	364
18. Mallori Gibson, 2006 .....	351
19. Meghan Barkman, 2001 .....	346
20. Allie Griffin, 2003 .....	343
21. Alex Buth, 2007 .....	333
22. Nicole Carr, 2003 .....	331

## ATTACKS

1. Kerra Schroeder, 2011 .....	1,405
2. Taylor Simpson, 2014 .....	1,395
3. <b>Alexa Smith, 2017</b> .....	<b>1,330</b>
4. Alexis Austin, 2015 .....	1,192
5. Amber Sutherland, 2006 .....	1,181
6. Kerra Schroeder, 2010 .....	1,168
7. <b>Frankie Shebby, 2017</b> .....	<b>1,165</b>
8. Taylor Simpson, 2013 .....	1,131
9. Gabby Simpson, 2015 .....	1,083
10. <b>Alexa Smith, 2016</b> .....	<b>1,075</b>
11. Alexis Austin, 2012 .....	1,032
12. Allie Griffin, 2005 .....	1,016
13. Mallori Gibson, 2006 .....	985
14. Mallori Gibson, 2007 .....	950
15. Amber Sutherland, 2005 .....	949
16. Kerra Schroeder, 2009 .....	948
17. Allie Griffin, 2004 .....	934
18. Becah Fogel, 2009 .....	930
19. Stephanie Shadley, 2016 .....	901
20. Nicole Carr, 2003 .....	889
21. Monique Gerlach, 2002 .....	879
22. Sonja Russell, 2001 .....	878

## ASSISTS

1. Ashley Nu'u, 2005 .....	1,448
2. <b>Brynna DeLuzio, 2017</b> .....	<b>1,411</b>
3. Ashley Nu'u, 2006 .....	1,352
4. Elizabeth Gower, 2001 .....	1,312
5. Kaitlyn Burkett, 2007 .....	1,285
6. Nicole Edelman, 2015 .....	1,229
7. Ashley Nu'u, 2004 .....	1,146
8. Nicole Edelman, 2013 .....	1,145
9. Elizabeth Gower, 2002 .....	1,115
10. Nicole Edelman, 2012 .....	1,060
11. Allison Barnes, 2003 .....	1,042
12. Kaitlyn Burkett, 2008 .....	1,036
13. Nicole Edelman, 2014 .....	884
14. Alyssa Valentine, 2010 .....	828
15. Alyssa Valentine, 2011 .....	818
16. Kiara McKibben, 2016 .....	703
17. Kaitlyn Burkett, 2009 .....	646
18. Gabby Simpson, 2014 .....	639
19. Gabby Simpson, 2016 .....	477
20. Ashley Nu'u, 2003 .....	369
21. Allison Barnes, 2002 .....	230

## ATTACK PERCENTAGE

(Min. .300, 2/3 GP, 3.0 Att./Game)

1. Lara Bossow, 2005 .....	.369
2. Kelsey English, 2013 .....	.361
3. Lauren Schaefer, 2007 .....	.360
4. Meghan Barkman, 2001 .....	.360
5. Monique Gerlach, 2001 .....	.344
6. <b>Naghede Abu, 2017</b> .....	<b>.344</b>
7. Anna Pfefferle, 2015 .....	.341
8. Nikki Lindow, 2013 .....	.335
9. Monique Gerlach, 2002 .....	.331
10. <b>Naghede Abu, 2016</b> .....	<b>.323</b>
11. Monique Gerlach, 2003 .....	.3204
12. Austin Zimmerman, 2006 .....	.3200
13. Kelsey English, 2012 .....	.316
14. Anna Pfefferle, 2017 .....	.313
15. Lauren Schaefer, 2008 .....	.303
16. Elizabeth Gower, 2001 .....	.302

## SERVICE ACES

(Min. 30)

1. Kelsey English, 2013 .....	42
2. Mallori Gibson, 2006 .....	34
3. Allison Barnes, 2003 .....	33
4. Monique Gerlach, 2003 .....	31
5. Allison Barnes, 2002 .....	30

## DIGS

(Min. 300)

1. Cierra Simpson, 2014 .....	519
2. Cierra Simpson, 2015 .....	505
3. Callie Webster, 2007 .....	466
4. Cierra Simpson, 2016 .....	444
5. Kristen Karlik, 2006 .....	442
6. Megan Beckwith, 2011 .....	428
7. <b>Gabby Carta-Samuels, 2017</b> .....	<b>414</b>
8. Megan Beckwith, 2010 .....	401
9. Nicole Carr, 2003 .....	388
10. Callie Webster, 2008 .....	386
11. Cierra Simpson, 2013 .....	372
12. Sonja Russell, 2001 .....	352
13. <b>Alexa Smith, 2017</b> .....	<b>345</b>
14. Taylor Simpson, 2014 .....	344
15. Kim Tasky, 2002 .....	320
16. <b>Alexa Smith, 2016</b> .....	<b>313</b>
17. Amber Sutherland, 2006 .....	312
18. <b>Frankie Shebby, 2017</b> .....	<b>302</b>
19. <b>Brynna DeLuzio, 2017</b> .....	<b>301</b>

## TOTAL BLOCKS

(Min. 75)

1. <b>Naghede Abu, 2017</b> .....	<b>153</b>
2. <b>Naghede Abu, 2016</b> .....	<b>153</b>
3. Meghan Barkman, 2001 .....	151
4. <b>Naghede Abu, 2015</b> .....	<b>142</b>
5. Nikki Lindow, 2012 .....	141
6. Anna Pfefferle, 2014 .....	138
7. Nikki Lindow, 2013 .....	133
8. Anna Pfefferle, 2015 .....	117
9. Meghan Barkman, 2002 .....	115
Anna Pfefferle, 2017 .....	115
11. Schylur Edelman, 2007 .....	107
12. Lara Bossow, 2004 .....	104
13. Anna Pfefferle, 2016 .....	103
14. Schylur Edelman, 2008 .....	100
15. Austin Zimmerman, 2004 .....	98
16. Joslyn Hayes, 2016 .....	95
17. Joslyn Hayes, 2017 .....	94
18. Monique Gerlach, 2003 .....	93
19. Monique Gerlach, 2002 .....	92
Lauren Schaefer, 2006 .....	92
Kelsey English, 2012 .....	92
22. Allie Griffin, 2004 .....	91
Monique Gerlach, 2001 .....	91
24. Lauren Schaefer, 2005 .....	88
25. Allie Griffin, 2003 .....	86
26. Lara Bossow, 2005 .....	85
27. Kelsey English, 2013 .....	84
28. Austin Zimmerman, 2003 .....	83

# MATCH LEADERS



## KILL CLUBS

Kills Name, Opponent, Date ..... Games In Match

### 40-KILL CLUB

40 Sarah Lodge vs. UT, 11/28/97 ..... 5

### 30-KILL CLUB

36 Sarah Lodge @ OU, 11/2/96 ..... 5

35 Amber Sutherland vs. MU, 9/13/06 ..... 5

Kerra Schroeder @ TTU, 10/13/10 ..... 5

34 Karrie Downey vs. PSU, 12/7/91 ..... 5

Karrie Downey vs. PSU, 12/9/93 ..... 5

33 Sarah Lodge @ OU, 10/11/97 ..... 5

32 Rachel Wacholder @ OU, 11/2/96 ..... 5

Taylor Simpson @ CSU, 12/6/14 ..... 5

31 Staci Wolfe vs. A&M, 9/18/94 ..... 4

30 Tina Murray vs. UT, 9/3/89 ..... 4

30 Emilee Sisco vs. KU, 11/10/07 ..... 5

### 25-KILL CLUB

29 Rachel Wacholder vs. Ga. Tech, 9/3/95 ..... 5

Sarah Lodge @ USC, 9/7/97 ..... 5

Sarah Lodge vs. ORU, 12/7/97 ..... 5

Courtney Owens @ KSU, 11/27/98 ..... 4

Allie Griffin vs. KSU, 10/12/05 ..... 5

Taylor Simpson vs. BU, 9/13/14 ..... 4

Taylor Simpson vs. UW, 11/13/14 ..... 5

28 Karrie Downey vs. KU, 11/15/91 ..... 4

Karrie Downey vs. ISU, 11/25/94 ..... 5

Sarah Lodge @ UT, 11/30/96 ..... 5

Kristin Engelking vs. BU, 9/25/99 ..... 5

Allie Griffin vs. Creighton, 9/9/05 ..... 5

Mallori Gibson vs. BU, 11/22/06 ..... 5

27 Rachel Wacholder @ TTU, 10/25/96 ..... 5

Rachel Wacholder @ UT, 11/30/96 ..... 5

Sarah Lodge @ NU, 10/8/97 ..... 5

Monique Gerlach @ BU, 9/18/02 ..... 4

Allie Griffin @ A&M, 9/24/03 ..... 5

Maragda Santillana vs. UNC, 9/11/04 ..... 4

Allie Griffin @ OU, 9/24/05 ..... 5

Emilee Sisco vs. Texas Tech, 11/3/07 ..... 4

Alexis Austin vs. OSU, 10/30/15 ..... 5

Alexa Smith vs. UCLA, 10/21/17 ..... 5

26 Tina Murray vs. Idaho St., 9/3/90 ..... 4

Karrie Downey @ Ill., 9/11/93 ..... 5

Janine Zumerchik vs. PSU, 12/9/93 ..... 5

Rachel Wacholder vs. ISU, 11/11/95 ..... 5

Kim Taskey @ TTU, 11/13/99 ..... 5

Sonja Russell vs. Ga. Tech, 12/1/00 ..... 4

Amber Sutherland @ KSU, 11/16/05 ..... 5

Alex Buth vs. Texas A&M, 9/27/08 ..... 5

Kerra Schroeder vs. St. John's, 9/11/11 ..... 5

Kerra Schroeder vs. WSU, 11/18/11 ..... 5

Alexis Austin vs. OSU, 11/26/14 ..... 4

25 Tina Murray @ NU, 10/14/89 ..... 4

Wendy Van Wyhe vs. CSU, 11/5/91 ..... 4

Staci Wolfe @ CSU, 10/5/93 ..... 4

Karrie Downey vs. NU, 11/27/93 ..... 5

Rachel Wacholder vs. ISU, 11/24/95 ..... 4

Sarah Lodge vs. Stanford, 9/12/98 ..... 5

Courtney Owens vs. UT, 10/17/98 ..... 5

Kristin Engelking vs. UT, 11/20/99 ..... 5

Sonja Russell vs. UT, 11/20/99 ..... 5

Monique Gerlach vs. BU, 10/31/01 ..... 5

Allie Griffin @ OU, 10/16/04 ..... 5

Allie Griffin vs. TTU, 10/30/04 ..... 4

Allie Griffin vs. KU, 10/1/05 ..... 5

Amber Sutherland vs. OU, 9/30/06 ..... 5

Amber Sutherland vs. BU, 11/22/06 ..... 5

Gabby Simpson vs. SU, 10/18/16 ..... 4

Alexa Smith @ CSU, 9/16/17 ..... 5

Alexa Smith vs. Stanford, 9/24/17 ..... 5

Alexa Smith @ Arizona, 10/15/17 ..... 5

Frankie Shebby @ Arizona, 10/15/17 ..... 5

### 20-KILL CLUB

24 Tina Murray vs. OU, 11/24/89 ..... 4

Tiffany Jestadt @ Washington, 9/14/91 ..... 4

Karrie Downey @ CSU, 10/5/93 ..... 4

Rachel Wacholder @ OU, 11/15/95 ..... 4

Rachel Wacholder vs. BU, 11/22/96 ..... 3

Melissa Schutz vs. ORU, 12/4/96 ..... 4

Sarah Lodge @ ND, 9/6/98 ..... 3

Kristin Engelking @ MU, 10/31/98 ..... 4

Kristin Engelking @ TTU, 11/13/99 ..... 5

Sonja Russell vs. A&M, 11/1/00 ..... 3

Maragda Santillana, vs. KU, 10/24/03 ..... 5

Amber Sutherland @ TTU, 10/21/06 ..... 3

Mallori Gibson @ OU, 11/18/06 ..... 5

Lauren Schaefer vs. OU, 10/24/07 ..... 4

Kerra Schroeder vs. KSU, 9/22/10 ..... 5

Kerra Schroeder @ TTU, 11/20/10 ..... 5

Taylor Simpson vs. ASU, 10/3/14 ..... 5

Taylor Simpson vs. WSU, 11/16/14 ..... 5

Alexis Austin vs. FSU, 8/29/15 ..... 5

Alexis Austin vs. WSU, 11/25/15 ..... 5

Alexa Smith @ WSU, 10/6/17 ..... 4

23 Tina Murray @ SDSU, 9/1/89 ..... 5

Karrie Downey @ Oregon, 8/31/91 ..... 4

Michele Kohler vs. NU, 11/28/92 ..... 4

Staci Wolfe vs. NU, 10/13/93 ..... 5

Sarah Lodge @ TTU, 10/25/96 ..... 5

Courtney Owens vs. KSU, 11/7/98 ..... 4

Meghan Barkman vs. WSU, 9/11/99 ..... 4

Kim Taskey vs. S. Clara, 9/3/00 ..... 5

Sara Villwock @ CSU, 12/2/00 ..... 5

Monique Gerlach @ CSU, 12/1/01 ..... 5

Monique Gerlach @ CSU, 10/1/02 ..... 4

Allie Griffin vs. Marquette, 9/10/05 ..... 5

Mallori Gibson @ TTU, 9/12/07 ..... 5

Taylor Simpson vs. WSU, 10/6/13 ..... 4

Taylor Simpson @ NIU, 8/30/14 ..... 5

Taylor Simpson vs. UU, 9/25/14 ..... 5

Alexis Austin vs. OU, 8/29/15 ..... 5

Alexa Smith vs. Texas Tech, 8/26/16 ..... 5

22 Andrea Smith vs. UCCS, 10/29/86 ..... 5

Susan Magda @ NU, 10/8/88 ..... 4

Susan Magda vs. OU, 10/13/88 ..... 4

Susan Magda vs. CSU, 11/2/88 ..... 5

Janine Zumerchik @ Wyo., 9/7/92 ..... 5

Michele Kohler vs. Va. Tech, 9/19/92 ..... 3

Karrie Downey vs. NU, 11/28/92 ..... 4

Karrie Downey @ OU, 11/3/93 ..... 5

Staci Wolfe vs. BYU, 9/2/94 ..... 4

Karrie Downey vs. ND, 9/15/94 ..... 4

Karrie Downey vs. A&M, 9/18/94 ..... 4

Rachel Wacholder @ OU, 9/28/94 ..... 3

Rachel Wacholder vs. ISU, 11/25/94 ..... 5

Rachel Wacholder vs. OU, 10/11/95 ..... 4

Rachel Wacholder vs. TTU, 11/23/96 ..... 3

Sarah Lodge vs. TTU, 10/24/97 ..... 4

Sarah Lodge vs. KSU, 11/15/97 ..... 3

Kristin Engelking @ KU, 11/27/99 ..... 3

Sonja Russell vs. MU, 11/25/00 ..... 3

Sonja Russell vs. KSU, 10/6/01 ..... 4

Monique Gerlach @ TTU, 11/3/01 ..... 4

Monique Gerlach @ TU, 11/6/02 ..... 4

Allie Griffin vs. USD, 9/10/04 ..... 5

Maragda Santillana @ OU, 10/16/04 ..... 5

Allie Griffin vs. BU, 10/5/05 ..... 5

Amber Sutherland @ TTU, 10/8/05 ..... 5

Amber Sutherland @ BU, 10/18/06 ..... 5

Kerra Schroeder @ OSU, 10/28/11 ..... 5

Taylor Simpson @ Utah, 9/24/13 ..... 5

Alexis Austin vs. ASU, 10/3/14 ..... 5

Taylor Simpson vs. SU, 10/17/14 ..... 5

Alexis Austin @ UO, 10/2/15 ..... 5

Alexis Austin vs. ASU, 11/12/15 ..... 5

Gabby Simpson vs. UA, 9/25/16 ..... 5

Alexa Smith vs. ASU, 11/18/17 ..... 5

21 Susan Magda @ KSU, 10/7/88 ..... 3

Stephanie Salgado @ MU, 10/22/88 ..... 5

Susan Magda vs. NU, 11/26/88 ..... 4

Lisa Souliere @ SDSU, 9/1/89 ..... 5

Lisa Souliere vs. KU, 10/7/89 ..... 4

Janine Zumerchik vs. Mich., 9/18/93 ..... 4

Janine Zumerchik @ CSU, 10/5/93 ..... 4

Karrie Downey vs. KU, 11/6/93 ..... 4

Karrie Downey vs. Wash., 9/1/94 ..... 4

Staci Wolfe vs. Wash., 9/1/94 ..... 4

Karrie Downey vs. Wyo., 10/25/94 ..... 3

Karrie Downey @ CSU, 11/9/94 ..... 4

Karrie Downey vs. N. Iowa, 12/4/94 ..... 4

Rachel Wacholder @ KSU, 9/30/95 ..... 4

Rachel Wacholder @ KU, 10/7/95 ..... 4

Sarah Lodge vs. CSU, 9/17/96 ..... 3

Rachel Wacholder vs. KU, 9/28/96 ..... 3

Rachel Wacholder vs. OU, 10/11/96 ..... 4

Sarah Lodge vs. UT, 10/18/96 ..... 5

Rachel Wacholder vs. UT, 10/18/96 ..... 5

Sarah Lodge vs. OU, 10/31/97 ..... 3

Sarah Lodge @ TTU, 10/10/98 ..... 4

Tegan Lynch vs. UT, 10/17/98 ..... 5

Sonja Russell vs. TTU, 10/6/99 ..... 3

Kim Taskey vs. C. Florida, 9/1/00 ..... 3

Sara Villwock vs. A&M, 11/1/00 ..... 3

Sonja Russell @ CSU, 12/2/00 ..... 5

Monique Gerlach vs. Clemson, 8/31/01 ..... 4

Meghan Barkman @ CSU, 12/1/01 ..... 5

Monique Gerlach @ T A&M 11/2/02 ..... 5

Allie Griffin @ vs. ISU, 9/27/03 ..... 4

Allie Griffin vs. DU, 9/1/04 ..... 4

Allie Griffin vs. CSN, 9/3/04 ..... 3

Maragda Santillana vs. BU, 9/25/04 ..... 3

Allie Griffin @ TAMU, 10/16/05 ..... 5

Alex Buth @ TTU, 9/12/07 ..... 5

Alex Buth vs. KSU, 9/22/07 ..... 5

Mallori Gibson @ Tulane, 8/24/07 ..... 5

Amber Sutherland @ TTU, 8/25/08 ..... 5

Kerra Schroeder vs. Georgia State, 9/3/10 ..... 4

Kerra Schroeder vs. KU, 9/25/10 ..... 5

Kerra Schroeder vs. ISU, 10/20/10 ..... 4

Taylor Simpson vs. Cal, 11/9/13 ..... 4

Taylor Simpson vs. UNC, 12/5/14 ..... 4

Taylor Simpson @ UCLA, 10/12/14 ..... 4

Gabby Simpson vs. MSU, 9/18/15 ..... 4

Alexis Austin vs. USC, 10/9/15 ..... 5

Gabby Simpson vs. USC, 9/9/15 ..... 5

Alexa Smith vs. CSU, 9/17/16 ..... 4

Alexa Smith vs. OSU, 9/29/17 ..... 5

Frankie Shebby @ USC, 11/11/17 ..... 5

20 Tina Murray vs. Iowa State, 11/20/87 ..... 5

Tina Murray @ CSU, 11/14/89 ..... 4

Michele Kohler vs. NU, 11/13/90 ..... 4

Tiffany Jestadt vs. EMU, 11/30/90 ..... 4

Wendy Van Wyhe vs. EMU, 11/30/90 ..... 4

Wendy Van Wyhe vs. Houston, 11/30/90 ..... 4

Katie Zabransky vs. Houston, 11/2/91 ..... 4

Karrie Downey @ OU, 11/9/91 ..... 5

Michele Kohler vs. Wyo., 9/29/92 ..... 5

Staci Wolfe vs. Minn., 9/3/93 ..... 4

Karrie Downey @ Ill., 9/11/93 ..... 5

Karrie Downey vs. NU, 10/13/93 ..... 5

Leah Williams vs. NU, 10/13/93 ..... 5

Janine Zumerchik vs. NU, 10/13/93 ..... 5

Staci Wolfe vs. ISU, 11/26/93 ..... 4

Janine Zumerchik vs. MSU, 9/16/94 ..... 4

Janine Zumerchik vs. UNC, 9/30/94 ..... 3

Karrie Downey @ ISU, 11/5/94 ..... 3

Karrie Downey vs. NU, 11/26/94 ..... 4

Sarah Lodge @ CSU, 10/24/95 ..... 5

Sarah Lodge vs. ISU, 11/24/95 ..... 4

Rachel Wacholder @ UNC, 9/7/96 ..... 5

Sarah Lodge vs. TTU, 11/23/96 ..... 3

Tegan Lynch vs. Villanova, 9/6/97 ..... 4

Courtney Owens vs. OU, 10/31/97 ..... 3





# MATCH LEADERS

Maragda Santillana, vs. A&M, 11/12/03.....	5
Maragda Santillana vs. CSU, 9/7/04.....	3
Nicole Carr vs. TTU, 10/30/04.....	4
Amber Sutherland vs. Marquette, 9/10/05.....	5
Amber Sutherland vs. BU, 10/5/05.....	5
Allie Griffin @ KU, 11/2/05.....	4
Amber Sutherland vs. UT, 11/9/05.....	5
Amber Sutherland @ TAMU, 10/25/06.....	5
Amber Sutherland @ MU, 11/4/06.....	5
Mallori Gibson vs. BU, 9/19/07.....	5
Emilee Sisco vs. Texas A&M, 9/27/08.....	5
Kerra Schroeder vs. Montana, 9/4/10.....	5
Kerra Schroeder @ KSU, 11/27/10.....	5
Kerra Schroeder vs. UC Davis, 8/26/11.....	4
Kerra Schroeder vs. Albany, 9/4/11.....	4
Taylor Simpson vs. Utah, 11/27/13.....	5
Alexis Austin vs. OU, 11/24/13.....	4
Alexis Austin vs. Cal, 10/19/14.....	4
<b>Alexa Smith @ OSU, 11/12/16.....</b>	<b>5</b>
<b>Alexa Smith vs. Utah, 11/24/17.....</b>	<b>4</b>

## ATTACK CLUBS

Att. Name, Opponent, Date..... Games In Match

### 100-ATTACK CLUB

106 Rachel Wacholder vs. ISU, 11/24/95..... 4

### 80-ATTACK CLUB

85 Karrie Downey vs. Penn state, 12/9/93..... 5

84 Staci Wolfe @ CSU, 10/5/93..... 4

81 Courtney Owens @ KSU, 11/27/98..... 4

80 Rachel Wacholder vs. ISU, 11/25/94..... 5

Sarah Lodge @ OU, 11/2/96..... 5

### 75-ATTACK CLUB

79 Rachel Wacholder @ OU, 11/15/95..... 4

77 Rachel Wacholder vs. ISU, 11/11/95..... 5

76 Rachel Wacholder vs. UGa., 9/7/95..... 5

Sonja Russell vs. UT, 11/20/99..... 5

75 Tina Murray v. UT, 9/3/89..... 5

Staci Wolfe @ Ill., 9/11/93..... 5

Sarah Lodge vs. ISU, 11/24/95..... 4

Rachel Wacholder @ UT, 11/30/96..... 5

Kerra Schroeder vs. TTU, 11/20/10..... 5

### 70-ATTACK CLUB

74 Kerra Schroeder @ TTU, 10/20/10..... 5

73 Staci Wolfe vs. A&M, 9/18/94..... 4

72 Karrie Downey vs. ISU, 11/5/94..... 5

Rachel Wacholder vs. Ga. Tech, 9/3/95..... 5

Sarah Lodge vs. ORU, 12/7/97..... 5

Alexa Smith vs. UCLA, 10/21/17..... 5

71 Courtney Owens vs. UT, 10/17/98..... 5

70 Rachel Wacholder @ ISU, 10/14/95..... 5

Rachel Wacholder @ TTU, 10/25/96..... 5

Sarah Lodge vs. UT, 11/28/97..... 5

Alexis Austin vs. USC, 10/9/15..... 5

## ATTACK PERCENTAGE CLUBS

Pct. Name, Opponent, Date..... Games In Match

### .900-ATTACK PERCENTAGE CLUB

.909 Alyssa Valentine vs. UC Davis, 8/26/11..... 4

### .800-ATTACK PERCENTAGE CLUB

.889 Shana Bowen @ ISU, 10/30/98..... 3

.833 Lara Bossow vs. ISU, 10/26/05..... 3

.833 Allison Barnes vs. OU, 10/5/02..... 4

.833 Wendy Callahan vs. Cal Irvine, 11/14/87..... 3

.800 Anicia Santos @ Cal, 9/16/11..... 3

### .700-ATTACK PERCENTAGE CLUB

.778 Jennifer Sherlock vs. St. Mary's, 11/18/88..... 3

Nicole Vranesh vs. N'western, 9/6/91..... 3

Kristin Engelking vs. Baylor, 11/15/98..... 3

.769 Elizabeth Gower @ OU, 10/18/01..... 3

Lauren Schaefer vs. UNC Wilmington, 8/31/07..... 3

.765 Kelsey English vs. WSU, 10/5/12..... 3

.750 Maragda Santillana vs. Maine, 11/14/02..... 3

Naghede Abu vs. WSU, 9/18/15..... 3

.733 Sylvie Roberge @ KSU, 11/3/99.....	5
Lara Bossow vs. KU, 10/9/04.....	3
Austin Zimmerman vs. TAMU, 9/27/06.....	3
.727 Lisa Soulliere vs. KSU, 10/13/89.....	3
Tiffany Jestadt vs. KSU, 10/19/90.....	3
Katie Zabransky vs. KU, 10/20/90.....	3
Heather Sweeney vs. W. Kentucky, 9/16/92.....	3
Allie Griffin vs. ISU, 11/24/04.....	3
Anna Pfefferle vs. Presbyterian, 8/30/14.....	3
.714 Lisa Soulliere vs. KU, 10/7/89.....	4
Darla DeRuiter vs. Tenn., 10/29/88.....	4
Lisa Soulliere vs. KU, 11/5/88.....	3
Nikki Kinzer vs. KU, 11/4/09.....	3
Austin Zimmerman @ OU, 11/18/06.....	2
.700 Janine Zumerchik vs. URI, 8/30/92.....	3
Janine Zumerchik vs. UMKC, 10/30/92.....	3
Janine Zumerchik vs. ISU, 10/16/93.....	3
Leah Williams vs. Wyo., 9/13/95.....	4
Monique Gerlach vs. URI, 8/30/03.....	3
Ashley Nu'u vs. BU, 10/5/05.....	5
Lauren Schaefer vs. TTU, 11/5/05.....	3
Katelyn Cuff vs. Robert Morris, 9/13/14.....	3
Nicole Edelman vs. Cal, 10/16/15.....	4

## ASSIST CLUBS

Ast. Name, Opponent, Date..... Games In Match

### 90-ASSIST CLUB

93 Kelly Campbell @ TTU, 11/17/99..... 5

### 80-ASSIST CLUB

88 Kelly Campbell vs. UT, 11/28/97..... 5

87 Nicole Vranesh vs. PSU, 12/9/93..... 5

86 Kelly Campbell @ OU, 11/2/96..... 5

84 Kelly Campbell vs. UT, 10/17/98..... 5

### 70-ASSIST CLUB

79 Kelly Campbell vs. UT, 10/18/96..... 5

78 Nicole Vranesh @ CSU, 10/5/93..... 4

Kelly Campbell vs. UT, 11/20/99..... 5

76 Kelly Campbell vs. ORU, 12/4/96..... 4

75 Nicole Vranesh vs. Ill., 9/11/93..... 5

Kelly Campbell vs. OU, 10/31/97..... 3

Kelly Campbell @ TTU, 10/10/98..... 3

Kelly Campbell vs. TTU, 10/6/99..... 4

74 Ashley Nu'u vs. KSU, 11/1/06..... 5

73 Nicole Vranesh @ KU, 10/18/91..... 4

Nicole Vranesh vs. KU, 11/15/91..... 4

Nicole Vranesh vs. NU, 10/13/93..... 5

Kelly Campbell @ OU, 10/11/97..... 5

Kelly Campbell @ UT, 10/20/98..... 4

72 Nicole Vranesh @ OU, 11/9/91..... 5

Nicole Vranesh @ USC, 11/14/92..... 4

Kelly Campbell vs. KSU, 11/7/98..... 4

Kelly Campbell vs. TTU, 11/13/98..... 4

71 Kelly Campbell vs. BU, 9/25/99..... 5

70 Nicole Vranesh vs. Wash., 9/14/91..... 4

Kelly Campbell @ TTU, 10/25/96..... 5

Kelly Campbell @ KSU, 11/27/98..... 4

Ashley Nu'u vs. BU, 10/5/05..... 5

## SERVICE ACE CLUBS

Aces Name, Opponent, Date..... Games In Match

### 10-ACE CLUB

10 Staci Wolfe vs. Mont., 8/30/91..... 3

### 7-ACE CLUB

8 Jennifer Sherlock @ SD, 11/12/87..... 5

7 Michele Kohler @ CSU, 9/18/91..... 5

### 6-ACE CLUB

6 Jennifer Sherlock @ KSU, 10/16/87..... 4

Michele Kohler @ Ohio State, 9/11/92..... 5

Karrie Downey vs. ISU, 10/16/93..... 3

Shana Bowen @ BU, 10/26/96..... 3

Nicole Edelman vs. Howard, 9/8/12..... 3

Kelsey English vs. ISU, 12/6/13..... 4

### 5-ACE CLUB

5 Tina Murray vs. GW, 9/18/87..... 5

Jennifer Sherlock vs. KU, 11/7/87..... 4

Lisa Soulliere @ OU, 9/29/88..... 5

Stephanie Salgado @ USF, 11/19/88..... 3

Staci Wolfe vs. CSU, 11/5/91..... 4

Heather Sweeney vs. NU, 10/24/92..... 3

Nicole Vranesh vs. LBSU, 9/10/93..... 4

Rachel Wacholder vs. Hou., 9/10/94..... 3

Rachel Wacholder vs. MU, 10/21/94..... 3

Rachel Wacholder @ KSU, 11/19/94..... 3

Leah Williams vs. Wyo., 9/13/95..... 4

Rachel Wacholder vs. CSU, 10/4/95..... 4

Leah Williams vs. Wyo., 10/18/95..... 3

Sarah Lodge @ OU, 11/15/95..... 4

Sarah Lodge @ OU, 11/2/96..... 5

Courtney Owens @ KU, 10/3/98..... 3

Monique Gerlach @ BU, 11/11/00..... 4

Alex Butth @ OU, 9/24/05..... 5

Lara Bossow @ MU, 10/29/05..... 5

Kaitlyn Burkett @ BU, 10/20/07..... 5

Kelsey English @ UU, 11/23/12..... 5

Gabby Simpson vs. Northwestern, 8/29/14..... 4

Cierra Simpson vs. Pitt, 9/6/14..... 4

Gabby Simpson vs. GMU, 9/2/15..... 4

## DIG CLUBS

Digs Name, Opponent, Date..... Games In Match

### 40-DIG CLUB

41 Karrie Downey @ ISU, 11/5/94..... 4

40 Rachel Wacholder vs. ISU, 11/24/95..... 4

### 30-DIG CLUB

34 Michele Kohler vs. EMU, 11/30/90..... 4

Rachel Wacholder vs. Ga. Tech, 9/3/95..... 5

33 Rachel Wacholder @ ISU, 10/14/95..... 5

33 Callie Webster vs. MU, 10/3/07..... 5

32 Megan Beckwith @ OSU, 10/28/11..... 5

31 Jennifer Sherlock vs. Wyoming, 9/22/90..... 5

Cierra Simpson vs. USC, 10/9/15..... 5

Cierra Simpson vs. Cal, 10/16/15..... 4

30 Tina Muray vs. EMU, 11/30/90..... 4

30 Megan Beckwith vs. Montana, 9/4/10..... 5

### 25-DIG CLUB

29 Karrie Downey @ USC, 11/14/92..... 4

Karrie Downey vs. Iowa State, 11/25/94..... 5

Rachel Wacholder @ BYU, 9/8/95..... 4

Tegan Lynch vs. UT, 10/17/98..... 5

Cierra Simpson @ UO, 10/2/15..... 5

28 Michele Kohler vs. UT, 9/3/89..... 5

Tina Murray vs. NU, 11/13/90..... 4

Nicole Vranesh @ Portland, 8/30/91..... 4

Staci Wolfe @ Portland, 8/30/91..... 4

Nicole Vranesh @ CSU, 10/5/93..... 5

Elizabeth Gower vs. UT, 11/20/99..... 5

Sonja Russell @ TTU, 10/7/00..... 5

Callie Webster vs. KSU, 9/22/08..... 5

Cierra Simpson @ ASU, 11/2/14..... 5

27 Tina Murray vs. CSU, 10/17/90..... 5

Karrie Downey vs. Oregon, 8/31/91..... 4

Karrie Downey vs. NU, 11/17/93..... 5

Karrie Downey vs. A&M, 9/28/94..... 4

Sonja Russell @ BU, 11/11/00..... 5

Megan Beckwith @ KSU, 11/27/10..... 5

Cierra Simpson vs. UCLA, 10/2/16..... 4

26 Tina Murray vs. KSU, 11/4/88..... 4

Tina Murray vs. Wyo., 9/22/90..... 5

Nicole Vranesh vs. NU, 11/4/92..... 5

Janine Zumerchik @ CSU, 10/5/93..... 4

Sarah Lodge @ OU, 11/2/96..... 5

Tegan Lynch vs. ORU, 12/4/96..... 4

Tegan Lynch vs. Stanford, 9/12/98..... 5

Kristen Karlik vs. MU, 9/13/06..... 5

Kristen Karlik vs. Washington, 12/1/06..... 4

Megan Beckwith vs. MU, 11/3/10..... 4

Cierra Simpson vs. Idaho St., 9/12/14..... 4

# MATCH LEADERS



## 20-DIG CLUB

25	Michele Kohler vs. Wyo., 9/22/90.....	5
	Karrie Downey @ KU, 10/18/91.....	4
	Nicole Vranesh vs. UT, 10/9/93.....	4
	Karrie Downey vs. Michigan St., 9/16/94.....	4
	Karrie Downey @ CSU, 11/9/94.....	4
	Leah Williams vs. ISU, 11/24/95.....	4
	Tegan Lynch vs. UT, 10/18/96.....	5
	Rachel Wacholder @ KSU, 11/16/96.....	4
	Tegan Lynch @ KSU, 11/27/98.....	5
	Sonja Russell vs. BU, 10/31/01.....	4
	Sonja Russell @ KSU, 11/10/01.....	4
	Callie Webster vs. UNC, 9/13/08.....	4
	Callie Webster vs. ISU, 10/18/08.....	5
	Megan Beckwith vs. Georgia State, 9/3/10.....	4
	Gabby Carta-Samuels vs. UCLA, 10/21/17.....	5
24	Tina Murray vs. San Jose State, 9/8/89.....	3
	Karrie Downey @ Wyo., 9/14/93.....	4
	Sarah Lodge vs. Villanova, 9/6/97.....	4
	Nicole Carr vs. Tex. A&M, 11/13/02.....	4
	Nicole Carr vs. MU, 11/22/03.....	5
	Callie Webster @ TTU, 10/25/08.....	5
	Cierra Simpson vs. OSU, 11/26/14.....	4
	Cierra Simpson vs. WSU, 11/25/15.....	5
	Cierra Simpson vs. PSU, 9/3/16.....	5
	Cierra Simpson @ UCLA, 10/28/16.....	5
23	Tiffany Jestadt @ Portland, 8/30/91.....	5
	Staci Wolfe @ Wyo., 9/14/93.....	4
	Sonja Russell @ A&M, 9/23/00.....	4
	Kim Taskey @ TTU, 10/19/02.....	4
	Callie Webster vs. Kansas, 9/17/08.....	5
	Callie Webster vs. Missouri, 11/15/08.....	4
	Megan Beckwith vs. Albany, 9/4/11.....	4
	Megan Beckwith vs. Siena, 9/9/11.....	5
	Elysse Richardson @ USAFA, 9/13/12.....	5
	Cierra Simpson vs. UA, 10/3/14.....	3
	Cierra Simpson vs. SU, 10/17/14.....	5
	Cierra Simpson vs. OU, 8/29.....	5
	Cierra Simpson @ UA, 10/23/15.....	4
	Cierra Simpson vs. ASU, 11/12/15.....	5
	Cierra Simpson vs. Utah, 9/21/16.....	5
	Cierra Simpson @ OSU, 11/12/16.....	5
	Gabby Carta-Samuels @ Utah, 9/22/17.....	4
22	Tina Murray @ MU, 10/22/88.....	5
	Tina Murray @ Wyo., 10/2/90.....	5
	Karrie Downey vs. KU, 11/15/91.....	4
	Nicole Vranesh vs. KU, 11/15/91.....	4
	Michele Kohler @ ISU, 10/7/92.....	5
	Karrie Downey vs. KU, 11/6/93.....	4
	Karrie Downey @ MU, 11/20/93.....	3
	Karrie Downey vs. CSU, 10/19/94.....	3
	Kelly Campbell vs. KSU, 9/27/96.....	5
	Tegan Lynch vs. KSU, 11/7/98.....	4
	Kelly Campbell @ A&M, 10/23/99.....	4
	Lisa Small @ TTU, 10/7/00.....	5
	Sara Villwock vs. KSU, 10/6/01.....	4
	Kim Taskey @ KSU, 10/12/02.....	4
	Kristen Karlik vs. NU, 11/11/06.....	5
	Kristen Karlik vs. BU, 11/22/06.....	5
	Callie Webster @ Texas Tech, 9/12/07.....	5
	Callie Webster @ OU, 9/26/07.....	5
	Callie Webster vs. OU, 10/24/07.....	4
	Alex Buth vs. UALR, 9/5/08.....	4
	Callie Webster vs. CSU, 9/10/08.....	4
	Megan Beckwith vs. St. John's, 9/11/11.....	5
	Cierra Simpson vs. App St., 9/13/13.....	5
	Taylor Simpson vs. Utah, 11/27/13.....	5
	Cierra Simpson, @ NIU, 8/30/14.....	5
	Taylor Simpson vs. UW, 11/13/14.....	5
	Gabby Carta-Samuels @ OSU, 10/28/17.....	4
21	Tina Murray vs. Tenn., 10/29/88.....	4
	Tina Murray vs. CSU, 11/2/88.....	5
	Jennifer Sherlock vs. PSU, 9/9/89.....	5
	Tina Murray @ BYU, 9/1/90.....	4
	Tina Murray vs. LMU, 9/21/90.....	3

Karrie Downey vs. Pepperdine, 9/13/91.....	5
Michele Kohler vs. KU, 11/15/91.....	4
Michele Kohler vs. NU, 11/4/92.....	5
Michele Kohler @ USC, 11/14/92.....	4
Staci Wolfe vs. NU, 11/28/92.....	4
Nicole Vranesh vs. NU, 10/13/93.....	5
Nicole Vranesh vs. PSU, 12/9/93.....	5
Rachel Wacholder @ ISU, 11/5/94.....	4
Tegan Lynch @ ISU, 10/14/95.....	5
Rachel Wacholder @ OU, 11/2/96.....	5
Rachel Wacholder vs. ORU, 12/4/96.....	4
Courtney Owens @ KSU, 9/26/97.....	4
Sarah Lodge @ TTU, 10/10/98.....	4
Sonja Russell vs. Cal, 9/3/99.....	5
Elizabeth Gower @ TTU, 11/13/99.....	5
Sonja Russell vs. UT, 11/20/99.....	5
Sonja Russell @ UT, 11/22/00.....	4
Sonja Russell vs. Ga. Tech, 12/1/00.....	4
Sonja Russell @ UT, 11/14/01.....	3
Nicole Carr vs. TTU, 11/8/03.....	3
Kristen Karlik vs. Cincinnati, 9/7/06.....	3
Callie Webster @ Tulane, 8/24/07.....	5
Callie Webster vs. BU, 9/19/07.....	5
Callie Webster vs. ISU, 10/17/07.....	5
Callie Webster vs. TAMU, 11/21/07.....	4
Elysse Richardson vs. TTU, 11/20/10.....	5
Elysse Richardson @ UCLA, 10/21/11.....	4
Kerra Schroeder @ OSU, 10/28/11.....	5
Megan Beckwith vs. UW, 11/19/11.....	3
Chelsey Keoho vs. ASU, 10/12/12.....	5
Jessica Aschenbrenner vs. Cal, 11/9/13.....	4
Cierra Simpson @ UW, 10/26/14.....	3
Cierra Simpson vs. UW, 11/13/14.....	5
Cierra Simpson @ Cal, 11/21/14.....	3
Cierra Simpson vs. UO, 10/31/15.....	5
Cierra Simpson @ UO, 11/10/16.....	4
20 Jennifer Sherlock @ MU, 10/22/88.....	5
Tina Murray vs. OU, 11/18/89.....	4
Jennifer Sherlock vs. Weber St., 9/4/90.....	3
Michele Kohler @ ASU, 9/15/90.....	3
Staci Wolfe vs. NU, 11/4/92.....	5
Nicole Vranesh vs. OU, 10/26/93.....	3
Nicole Vranesh vs. NU, 11/3/93.....	5
Karrie Downey vs. UNC, 9/30/94.....	3
Leah Williams @ BYU, 9/8/95.....	4
Tegan Lynch @ NU, 10/8/97.....	5
Tegan Lynch vs. TTU, 10/24/97.....	4
Sarah Lodge vs. OU, 10/31/97.....	3
Tegan Lynch @ TTU, 10/10/98.....	4
Kelly Campbell vs. UT, 10/17/98.....	5
Kelly Campbell @ A&M, 11/21/98.....	5
Tegan Lynch @ A&M, 11/21/98.....	5
Kelly Campbell vs. NU, 11/25/98.....	3
Kelly Campbell @ KSU, 11/27/98.....	4
Elizabeth Gower vs. TTU, 10/6/99.....	3
Sonja Russell @ UT, 10/13/99.....	3
Meghan Barkman @ TTU, 10/7/00.....	5
Sonja Russell vs. NU, 9/19/01.....	3
Nicole Carr @ A&M, 9/27/03.....	5
Nicole Carr vs. A&M, 11/12/03.....	5
Kristen Karlik @ BU, 10/18/06.....	5
Kristen Karlik @ TAMU, 10/25/06.....	5
Kristen Karlik vs. KSU, 11/1/06.....	5
Amber Sutherland vs. UALR, 9/5/08.....	4
Megan Beckwith vs. TAMU, 9/29/10.....	5
Megan Beckwith @ TTU, 10/13/10.....	5
Megan Beckwith vs. ISU, 10/20/10.....	4
Megan Beckwith vs. UC Davis, 8/26/11.....	4
Taylor Simpson vs. UW, 10/4/13.....	4
Cierra Simpson vs. ASU, 10/27/13.....	4
Cierra Simpson vs. Utah, 9/25/14.....	5
Cierra Simpson @ UO, 9/17/14.....	4
Cierra Simpson @ USC, 11/6/15.....	4

## BLOCK CLUBS

Blocks ..... Name, Opponent, Date

Games In Match

### 15-BLOCK CLUB

15	Lisa Soulliere @ UT, 11/17/89.....	5
	Naghede Abu @ Portland St., 8/27/16.....	5

### 10-BLOCK CLUB

13	Leah Williams vs. UGa., 9/7/95.....	5
	Alison Koepke vs. ORU, 12/7/97.....	5
12	Lisa Soulliere vs. NAU, 9/2/88.....	4
	Lisa Soulliere vs. Tenn, 10/28/88.....	4
	Leah Williams vs. BSU, 9/4/95.....	5
	Meghan Barkman @ TTU, 11/3/01.....	4
	Schylur Edelman vs. KSU, 9/22/07.....	5
	Lauren Schaefer vs. ISU, 10/17/07.....	5
	Anicia Santos vs. St. John's, 9/11/11.....	5
	Nikki Lindow vs. UCLA, 9/27/13.....	5
11	Wendy Van Wyhe vs. Ind., 9/16/89.....	5
	Kathleen Bunce vs. AFA, 9/19/96.....	3
	Meghan Barkman @ KU, 9/13/00.....	5
	Lara Bossow vs. KSU, 9/15/04.....	3
	Schylur Edelman vs. ISU, 10/17/07.....	5
	Anna Pfefferle vs. UW, 11/13/14.....	5
	Naghede Abu @ UA, 10/23/15.....	4
	Joslyn Hayes @ Portland St., 8/26/16.....	5
10	Lisa Soulliere vs. UT, 9/3/89.....	5
	Lisa Soulliere vs. OU, 11/24/89.....	4
	Heather Sweeney vs. WKU, 9/16/92.....	3
	Alison Koepke vs. CSU, 10/19/94.....	3
	Alison Koepke vs. Ohio State, 9/1/95.....	4
	Leah Williams vs. Ga.Tech, 9/3/95.....	5
	Alison Koepke vs. BSU, 9/4/95.....	5
	Alison Koepke vs. UGa., 9/7/95.....	5
	Kathleen Bunce @ CSU, 10/24/95.....	5
	Leah Williams vs. ISU, 11/11/95.....	5
	Alison Koepke vs. Villanova, 9/6/97.....	4
	Alison Koepke @ A&M, 10/17/97.....	3
	Alison Koepke @ TTU, 11/22/97.....	3
	Meghan Barkman vs. AFA, 9/7/99.....	4
	Meghan Barkman vs. KSU, 10/2/99.....	4
	Meghan Barkman vs. S.Clara, 9/3/00.....	5
	Meghan Barkman vs. A&M, 11/1/00.....	3
	Meghan Barkman @ UT, 11/22/00.....	4
	Josee Roberge @ T.Tech, 11/3/01.....	4
	Meghan Barkman vs. KU, 11/24/01.....	3
	Austin Zimmerman vs. NU, 11/11/06.....	5
	Austin Zimmerman vs. Washington, 12/1/06.....	4
	Kaitlyn Burkett vs. ISU, 10/17/07.....	5
	Nikki Lindow vs. ASU, 10/12/12.....	5
	Nikki Lindow @ WSU, 11/1/13.....	5
	Anna Pfefferle @ UCLA, 10/12/14.....	4
	Anna Pfefferle vs. UNC, 12/5/14.....	4
	Anna Pfefferle vs. MSU, 9/18/15.....	4
	Naghede Abu vs. Northwestern State, 8/25/17.....	4

*Italics means that was once the CU record; bold is an active player and underline is the record for a match with that number of games.*



# NOTABLE MATCHES

## TRIPLE-DOUBLES

### Triple Double Breakdown

Total Triple Doubles.....	35
Kills-Digs-Assists.....	24
Kills-Digs-Blocks.....	11

### Most Triple Doubles, Career

1. Elizabeth Gower, 1999-02.....	10
2. Gabby Simpson, 2014-16.....	8
3. Kelly Campbell, 1996-99.....	5
4. Meghan Barkman, 1999-02.....	4
5. Lisa Soulliere, 1987-89.....	3
6. Alison Koepke, 1994-97.....	2
7. Amy Hulstrom, 1986-87.....	1
Leah Williams, 1992-95.....	1
Tegan Lynch, 1995-98.....	1

### Most Triple Doubles, Season

1. Gabby Simpson, 2016.....	7
2. Elizabeth Gower, 2000.....	6
3. Meghan Barkman, 2000, 2002.....	4
4. Lisa Soulliere, 1989.....	3
Kelly Campbell, 1998.....	3
6. Alison Koepke, 1997.....	2
Kelly Campbell, 1999.....	2
Elizabeth Gower, 2001, 2002.....	2
9. Amy Hulstrom, 1986.....	1
Leah Williams, 1995.....	1
Tegan Lynch, 1998.....	1
Gabby Simpson, 2014.....	1

### Most Consecutive Triple Doubles

1. Gabby Simpson, 9/21/16-10/2/16.....	4
2. Kelly Campbell, 11/25/98 - 11/27/98.....	2
Elizabeth Gower, 11/11/00 - 11/15/00.....	2
Elizabeth Gower, 11/2/02 - 11/6/02.....	2

### Elizabeth Gower (10)

Date	Opponent	Kills	Digs	Ast.
9/11/00	Air Force	12	14	47
10/7/00	Texas Tech	14	12	66
11/1/00	Texas A&M	10	19	69
11/11/00	Baylor	10	19	59
11/15/00	Texas Tech	14	13	64
11/22/00	Texas	12	10	48
9/7/01	BYU	12	53	11
11/10/01	Kansas State	14	40	13
11/2/02	Texas A&M	11	12	49
11/6/02	Texas	11	10	51

### Gabby Simpson (8)

Date	Opponent	Kills	Digs	Ast.
11/16/14	Washington State	10	15	10
9/21/16	Utah	11	11	24
9/25/16	Arizona	22	10	25
9/30/16	Southern California	12	11	27
10/2/16	UCLA	12	13	30
10/22/16	Oregon	11	13	20
10/29/16	Southern California	12	11	17
11/4/16	Stanford	10	11	15

### Kelly Campbell (5)

Date	Opponent	Kills	Digs	Ast.
10/17/98	Texas	10	20	84
11/25/98	Nebraska	10	20	35
11/27/98	Kansas State	18	20	70
11/13/99	Texas Tech	13	15	93
11/20/99	Texas	11	14	78

### Meghan Barkman (4)

Date	Opponent	Kills	Digs	Blk.
9/3/00	Santa Clara	15	10	10
10/21/00	Kansas	10	12	11
11/1/00	Texas A&M	11	19	10
11/22/00	Texas	12	12	10

### Lisa Soulliere (3)

Date	Opponent	Kills	Digs	Blk.
9/3/89	Texas	16	11	10
11/17/89	Texas	11	12	15
11/24/89	Oklahoma	15	13	10

### Alison Koepke (2)

Date	Opponent	Kills	Digs	Blk.
11/22/97	Texas Tech	10	14	10
12/7/97	Oral Roberts	13	13	13

### Amy Hulstrom (1)

Date	Opponent	Kills	Digs	Blk.
10/11/86	Colorado-Mines	13	14	14

### Leah Williams (1)

Date	Opponent	Kills	Digs	Blk.
11/11/95	Iowa State	15	12	10

### Tegan Lynch (1)

Date	Opponent	Kills	Digs	Blk.
11/13/98	Texas Tech	17	15	10

## DOUBLE-DOUBLES

### Double-Double Breakdown

Total Double-Doubles.....	1,087
Kills-Digs.....	777
Digs-Assists.....	288
Kills-Assists.....	34
Kills-Blocks.....	24
Blocks-Digs.....	13

### Most Double- Doubles, Career

1. Karrie Downey, 1991-94.....	69
2. Kelly Campbell, 1996-99.....	60
3. Sonja Russell, 1998-01.....	57
4. Tina Murray, 1987-90.....	51
Nicole Vranesh, 1990-93.....	51
6. Michele Kohler, 1989-92.....	48
Sarah Lodge, 1995-98.....	48
Elizabeth Gower, 1999-02.....	48
9. Rachel Wacholder, 1993-96.....	46
Tegan Lynch, 1995-98.....	38
11. Taylor Simpson, 2013-14.....	36
12. Jennifer Sherlock, 1987-90.....	35
13. Shelly Wolfe, 1991-94.....	33
Nicole Carr, 2002-05.....	33
Amber Sutherland, 2004-08.....	33
16. Kerra Schroeder, 2009-13.....	31
Nicole Edelman, 2012-15.....	31
18. Alexa Smith, 2016-SA.....	30
19. Courtney Owens, 1991-95.....	26

### Most Double Doubles, Kills-Digs, Career

1. Karrie Downey, 1991-94.....	69
2. Sonja Russell, 1998-01.....	57
3. Tina Murray, 1987-90.....	51
4. Michele Kohler, 1989-92.....	48
Sarah Lodge, 1995-98.....	48
6. Rachel Wacholder, 1993-96.....	46
7. Tegan Lynch, 1995-98.....	38
8. Taylor Simpson, 2013-14.....	36
9. Staci Wolfe, 1991-94.....	33
Nicole Carr, 2002-05.....	33
11. Amber Sutherland, 2004-08.....	31
Kerra Schroeder, 2009-13.....	31
13. Alexa Smith, 2016-SA.....	30
14. Courtney Owens, 1995-98.....	26

### Most Double Doubles, Digs-Assists, Career

1. Kelly Campbell, 1996-99.....	60
2. Nicole Vranesh, 1990-93.....	51
3. Jennifer Sherlock, 1987-90.....	35
Elizabeth Gower, 1999-02.....	35

### Most Double Doubles, Kills-Assists, Career

1. Elizabeth Gower, 1999-02.....	15
2. Gabby Simpson, 2014-16.....	9
3. Kelly Campbell, 1996-99.....	6
4. Jennifer Sherlock, 1987-90.....	1
Tegan Lynch, 1995-98.....	1
Alyssa Valentine, 2010-11.....	1
Nicole Edelman, 2012-15.....	1

### Most Double-Doubles, Kills-Blocks, Career

1. Meghan Barkman, 1999-02.....	8
2. Lisa Soulliere, 1987-89.....	4
Alison Koepke, 1994-97.....	4
4. Leah Williams, 1992-95.....	3
Nikki Lindow, 2010-13.....	2
6. Amy Hulstrom, 1986-87.....	1
Naghede Abu, 2015-SA.....	1
Joslyn Hayes, 2013-SA.....	1

### Most Double-Doubles, Digs-Blocks, Career

1. Meghan Barkman, 1999-02.....	4
Lisa Soulliere, 1987-89.....	4
3. Alison Koepke, 1994-97.....	2
4. Amy Hulstrom, 1986-87.....	1
Leah Williams, 1992-95.....	1
Kathleen Bunce, 1995-96.....	1

### Most Double Doubles, Season

1. Taylor Simpson, 2014.....	22
2. Karrie Downey, 1993.....	21
3. Karrie Downey, 1994.....	20
Sonja Russell, 1999.....	20
5. Tina Murray, 1989.....	19
Sonja Russell, 2000.....	19
7. Jennifer Sherlock, 1991.....	18
Elizabeth Gower, 2000.....	18
9. Kelly Campbell, 1999.....	17
Alexa Smith, 2017.....	17
11. Michele Kohler, 1990.....	16
Michele Kohler, 1992.....	16
Kelly Campbell, 1996.....	16

Rachel Wacholder, 1996.....	16
Kelly Campbell, 1998.....	16
Sarah Lodge, 1998.....	16
Nicole Carr, 2003.....	16
Amber Sutherland.....	16
19. Karrie Downey, 1991.....	15
Rachel Wacholder, 1995.....	15
Tegan Lynch, 1997.....	15
Tegan Lynch, 1998.....	15
Sonja Russell, 2001.....	15
Amber Sutherland, 2005.....	15
Brynna DeLuzio, 2017.....	15

### All-Time 25-25 Double Doubles


Name	Opp.	Date	Kills	Digs
Karrie Downey	NU	11/27/93	27	25
Karrie Downey	ISU	11/25/94	28	29
Rachel Wacholder	GT	9/3/95	29	34
Rachel Wacholder	ISU	11/24/95	25	40
Sarah Lodge	OU	11/2/96	36	26

### All-Time 20-20 Double Doubles, Kills-Digs (25-25 Not Included)

Andrea Smith	UCCS	10/29/86	22	20
Karrie Downey	Ore.	8/31/91	23	27
Karrie Downey	KU	11/15/91	28	22
Janine Zumerchik	CSU	10/5/93	21	26
Karrie Downey	KU	11/6/93	21	22
Karrie Downey	PSU	12/9/93	34	24
Karrie Downey	A&M	9/18/94	22	27
Karrie Downey	ISU	11/5/94	20	41
Karrie Downey	CSU	11/9/94	21	25
Rachel Wacholder	OU	11/2/96	32	21
Sarah Lodge	OU	10/31/97	21	20
Sarah Lodge	TT	10/10/98	21	21
Tegan Lynch	UT	10/17/98	21	29
Sonja Russell	UT	11/20/99	25	21
Sonja Russell	TT	10/7/00	20	28
Sonja Russell	GT	12/1/00	26	21
Nicole Carr	UTA	9/13/02	20	24
Alex Buth	TTU	9/12/07	21	23
Kerra Schroeder	OSU	10/28/11	22	21
Taylor Simpson	UTAH	11/27/13	20	22
Taylor Simpson	WASH	11/13/14	29	22

### All-Time 20-20 Double Doubles, Kills-Assists

Name	Opp.	Date	Kills	Assists
Gabby Simpson	UA	9/25/16	22	25



Elizabeth Gower, CU's career leader in triple-doubles

# TEAM RECORDS



## CHAMPIONSHIPS

Pac-12	None
Big 12	None
Big Eight	1 .....1993
Big Eight Tournament	2 .....1992, 1993
Colorado Invitational	12 .. 1989, 1990, 1992, 1993 (CC)
1993 (PB), 1997, 1999, 2001, 2003, 2004, 2006, 2007, 2012	
Omni Classic	1 .....2014
Omni Invitational	4 .....2014, 15, 16, 17
Mid-Season Tourneys	17

## NCAA TOURNAMENT

Championships	None
Championship Game	None
Final Four	None
Elite Eight	None
Sweet 16	4 .....1993, 1994, 1997, 2017
Second Round	11 .. 1993, 1994, 1996, 1997, 1998
	2000, 2001, 2006, 2013, 2014,
2017	
Total Appearances	19 .. 1989, 1991, 1992, 1993, 1994
	1995, 1996, 1997, 1998, 1999
	2000, 2001, 2003, 2004, 2005
	2006, 2013, 2014, 2017

## CONSECUTIVES

### WINS AND LOSSES

Matches Won	10 .....9/28/94 – 10/25/94
	10 .....10/28/97 – 11/28/97
	10 .....9/16/98 – 10/16/98
Conf. Matches Won	13 .....11/3/93 – 10/25/94
Games Won	30 .....9/28/94 – 10/25/94
Matches Lost	19 .....9/13/11-11/12/11
Conf. Matches Lost	19 .....9/13/11-11/12/11
Games Lost	35 .....9/13/11 – 10/21/11

### MISCELLANEOUS

5-Game Matches	5 .....10/1/05-10/16/05
3-Game Matches	12 .....9/28/94 – 11/2/94
Extra Game Matches	7 .....11/14/89 – 9/3/90
70-Plus Kill Matches	5 .....11/22/00 – 8/31/01
50-Plus Kill Matches	17 .....10/16/99 – 9/5/00
.400 or Higher Att. Pct.	2 .....10/1/88-10/7/88 &
9/1/04-9/3/04	
.300 or Higher Att. Pct.	4 .....10/3/91 – 10/12/91
.200 or Higher Att. Pct.	13 .....10/22/05-12/2/05
.100 or Higher Att. Pct.	53 .....9/24/88 – 10/29/89
.000 or Higher Att. Pct.	601 .....9/24/88 – 11/24/07
70-Plus Assist Matches	4 .....11/25/00 – 8/31/01
50-Plus Assist Matches	16 .....10/16/99 – 9/3/00
10-Plus Ace Matches	6 .....9/5/92 – 9/18/99
5-Plus Ace Matches	15 .....9/24/88 – 11/5/88
1-Plus Ace Matches	219 .....9/1/88 – 10/25/94
70-Dig Matches	4 .....9/21/90 – 9/29/90
	4 .....11/6/93 – 11/20/93
	4 .....9/3/95 – 9/8/95
50-Dig Matches	14 .....10/3/99 – 9/3/00
15-Plus Total Blocks	3 .....9/2/88 – 9/9/88
10-Plus Total Blocks	16 .....8/25/12-10/5/12

## KILLS

### Most Kills

Season	1991 .....2,116
Game 1	10/6/99 vs. Texas Tech.....43
Game 2	10/5/93 vs. Colorado State.....36
Game 3	11/14/92 vs. Southern Cal.....34
Game 4	10/17/98 vs. Texas.....36
Game 5	9/3/89 vs. Texas.....25
3-Game	10/6/99 vs. Texas Tech.....91
4-Game	10/6/93 vs. Colorado State.....103
5-Game	11/13/99 vs. Texas Tech .....113

## ATTACKS

### Most Attacks

Season	1990 .....5,254
Game 1	11/24/95 vs. Iowa State.....92
Game 2	11/30/90 vs. Eastern Michigan.....78
Game 3	2X, last 11/24/95 vs. Iowa State.....89
Game 4	10/18/91 vs. Kansas.....90
Game 5	2X, last 9/11/90 at Colorado State .....51
3-Game	10/6/99 vs. Texas Tech.....208
4-Game	11/24/95 vs. Iowa State.....275
5-Game	3X, last 11/20/99 vs. Texas.....273

## ATTACK PERCENTAGE

### Highest Attack Percentage

Season	2005 ..... .262
Game 1	11/5/91 vs. Colorado State ..... .731
Game 2	11/9/90 @ Notre Dame ..... .783
Game 3	10/19/90 @ Kansas State..... .714
Game 4	9/13/95 @ Wyoming ..... .650
Game 5	9/27/13 vs. UCLA ..... .625
3-Game	9/13/14 vs. Robert Morris ..... .549
4-Game	9/1/04 vs. Denver ..... .402
5-Game	11/9/91 vs. Oklahoma ..... .353

## ASSISTS

### Most Assists

Season	1991 .....1,872
3-Game	10/31/97 vs. Oklahoma.....82
4-Game	11/27/98 @ Kansas State .....90
5-Game	11/13/99 @ Texas Tech .....108

## SERVICE ACES

### Most Service Aces

Season	1988 .....253
3-Game	8/30/91 vs. Montana.....15
4-Game	4X, last 9/20/15 vs. George Mason.....13
5-Game	9/1/89 vs. San Diego State.....17

## DIGS

### Most Digs

Season	1990 .....2,311
3-Game	11/20/93 vs. Missouri.....93
4-Game	11/24/95 vs. Iowa State.....127
5-Game	9/22/90 vs. Wyoming.....155

## TOTAL BLOCKS

### Most Total Blocks

Season	1988 .....361
3-Game	9/10/16 vs. UC Irvine.....14
4-Game	9/1/95 vs. Ohio State .....22
5-Game	10/17/07 vs. ISU .....26

## SOLO BLOCKS


### Most Solo Blocks

Season	1988 .....201
3-Game	9/29/90 vs. Iowa State.....11
4-Game	9/2/88 vs. Northern Arizona .....17
5-Game	11/2/14 vs. Arizona State .....15

## BLOCK ASSISTS

### Most Block Assists

Season	1995 .....516
3-Game	12/4/98 vs. San Jose State.....31
4-Game	3X, las vs. 9/18/15 vs. Montana State .....30
5-Game	8/27/16 @ Portland State .....44



Alex Buth and Lauren Schaefer teamed up for a block when CU set a school record for blocks in a match against Iowa State (10/17/07)





# NOTABLE SEASONS

## The Last Time

### Team

100 Kills.....	115 @ TTU, 11/13/99
90 Kills.....	90 vs. KSU, 11/1/06
80 Kills.....	80 @ TTU, 10/13/10
25 or Fewer Errors.....	16 vs. NU, 12/8/17
15 or Fewer Errors.....	11 vs. BU, 12/2/17
5 or Fewer Errors.....	5 vs. Chi.St., 9/16/16
40 Errors.....	40 @ AFA, 9/13/12
250 Attacks.....	273 vs. UT, 11/30/99
200 Attacks.....	202 vs. USC, 10/9/15
100 or Fewer Attacks.....	79 vs. UA, 11/17/17
.400 Attack %.....	.453 vs. Chi.St., 9/16/16
.300 Attack %.....	.302 vs. BU, 12/2/17
.100 or less Att. %.....	.051 vs. WSU, 11/20/16
90 Assists.....	92 vs. UT, 11/20/99
25 or Fewer Assists.....	25 @ UA, 11/17/13
10 Service Aces.....	11 vs. Pitt, 9/6/14
0 Service Aces.....	0 @ UCLA, 11/9/17
0 Service Errors.....	0 vs. TSU, 8/24/12
10 Service Errors.....	14 @ CSU, 9/16/17
100 Digs.....	100 vs. UM, 9/4/10
90 Digs.....	92 vs. UW, 11/13/14
25 or Fewer Digs.....	23 vs. RMU, 9/12/14
10 Block Solos.....	8 @ ASU, 10/24/15
0 Block Solos.....	0 vs. WSU, 11/1/17
30 Block Assists.....	30 vs. UO, 9/30/17
5 or Fewer Block Assists.....	4 vs. Illinois, 9/5/15
20 Total Blocks.....	22.0 @ PSU, 8/27/16
5 or Fewer Total Blocks.....	4.0 vs. NU, 12/8/17

### Individual

40 Kills.....	40, Sarah Lodge vs. UT, 11/28/97
35 Kills.....	35, Kerra Schroeder @ TTU, 10/13/10
30 Kills.....	32, Taylor Simpson @ CSU, 12/6/14
25 Kills.....	27, Alexa Smith vs. UCLA, 10/21/17
20 Kills.....	20, Alexa Smith vs. Utah, 11/24/17
100 Attacks.....	106, Rachel Wacholder at ISU, 11/24/95
90 Attacks.....	106, Rachel Wacholder at ISU, 11/24/95
80 Attacks.....	81, Courtney Owens at KSU, 11/27/98
70 Attacks.....	72, Alexa Smith vs. UCLA, 10/21/17
.800 Att. Pct.....	.818, Katelyn Cuff vs. LBSU, 8/27/16
.700 Att. Pct.....	.700, Anna Pfefferle @ OU, 8/26/17
.600 Att. Pct.....	.615, Naghede Abu vs. JMU, 12/1/17
.500 Att. Pct.....	.526, Naghede Abu @ Cal, 11/22/17
90 Assists.....	93, Kelly Campbell at TTU, 11/13/05
80 Assists.....	93, Kelly Campbell at TTU, 11/13/05
70 Assists.....	74, Ashley Nu'u KSU, 11/1/06
10 Aces.....	10, Staci Wolfe vs. Montana, 8/30/91
5 Aces.....	5, Gabby Simpson vs. GMU, 9/20/15
40 Digs.....	40, Rachel Wacholder at ISU, 11/24/95
30 Digs.....	31, Cierra Simpson vs. Cal, 10/16/15
25 Digs.....	25, Gabby Carta-Samuels vs. UCLA, 10/21/17
20 Digs.....	22, Gabby Carta-Samuels @ OSU, 10/28/17
15 Blocks.....	15, Naghede Abu @ PSU, 8/27/16
10 Blocks.....	10, Naghede Abu, @ OU, 8/26/17



Kerra Schroeder

## Year-by-Year Team Statistics

Year	MP/GP	Kill	Err	Att.	Pct.	KPG	Ast	APG	SA	Digs	DPG	Blks.	BPG	Pts.
1986	24/79	626	430	2,217	.088	7.92	493	6.24	111	1,060	13.42	226	2.85	824.0
1987	29/102	1,117	632	3,414	.142	10.95	925	9.07	180	1,107	10.85	205	2.01	1,488.5
1988	35/122	1,772	701	4,395	.244	14.45	1,461	11.98	253	1,607	13.12	361	2.96	2,367.5
1989	33/119	1,719	668	4,592	.229	14.45	1,513	12.72	212	1,894	15.92	324	2.72	2,250.0
1990	35/127	1,904	792	5,254	.212	14.99	1,645	12.95	198	2,311	18.20	315	2.48	2,411.5
1991	35/127	2,116	761	5,223	.259	16.66	1,872	14.74	245	2,180	17.17	300	2.36	2,657.5
1992	31/110	1,715	746	4,486	.216	15.59	1,480	13.45	222	1,716	15.60	203	1.85	2,140.0
1993	32/114	1,992	876	5,193	.215	17.47	1,695	14.87	204	2,015	17.68	205	1.80	2,405.5
1994	31/104	1,700	638	4,503	.235	16.35	1,524	14.65	170	1,830	17.60	267	2.57	2,138.0
1995	28/107	1,548	632	4,372	.210	14.47	1,353	12.64	221	1,731	16.18	331	3.09	2,099.0
1996	29/103	1,909	741	4,795	.244	18.53	1,726	16.75	168	1,805	17.36	246	2.38	2,322.5
1997	31/111	1,967	844	4,828	.233	17.92	1,794	16.16	130	1,751	15.77	277	2.49	2,372.5
1998	30/107	2,034	825	4,926	.245	19.01	1,867	17.45	145	1,864	17.42	283	2.64	2,446.5
1999	30/110	1,983	878	5,046	.219	18.03	1,805	16.41	145	1,874	17.04	270	2.45	2,397.0
2000	29/106	1,903	833	4,897	.219	17.95	1,666	15.72	129	1,836	17.32	314	2.96	2,346.0
2001	30/109	1,830	762	4,552	.235	16.79	1,711	15.70	116	1,751	16.06	304	2.79	2,244.0
2002	30/111	1,720	778	4,410	.214	15.50	1,575	14.19	152	1,620	14.59	261	2.36	2,133.5
2003	31/111	1,794	798	4,358	.229	16.16	1,644	14.81	164	1,711	15.41	265.5	2.39	2,223.5
2004	28/99	1,576	668	3,819	.238	15.92	1,439	14.54	101	1,444	14.59	250.5	2.53	1,927.5
2005	28/110	1,732	691	3,975	.262	15.75	1,633	14.85	126	1,458	13.25	245	2.23	2,103.0
2006	29/109	1,712	764	4,343	.218	15.71	1,603	14.71	153	1,624	14.90	258.5	2.37	2,123.5
2007	28/109	1,590	698	4,164	.214	14.59	1,468	13.47	127	1,507	13.83	232.0	2.13	1,949.0
2008	29/104	1,308	608	3,723	.188	12.58	1,224	11.77	88	1,500	14.42	228.5	2.20	1,624.5
2009	29/94	1,034	513	3,335	.156	11.00	982	10.45	86	1,242	13.21	151.5	1.61	1,271.5
2010	26/97	1,114	522	3,454	.171	11.48	1,041	10.73	95	1,365	14.07	158.5	1.63	1,367.5
2011	30/109	1,294	641	3,854	.169	11.87	1,192	10.94	104	1,490	13.67	192.0	1.76	1,590.0
2012	32/116	1,388	665	3,757	.192	11.97	1,280	11.03	125	1,415	12.20	252.5	2.18	1,765.5
2013	32/119	1,558	617	4,110	.229	13.09	1,451	12.19	137	1,711	14.38	269.0	2.26	1,964.0
2014	34/132	1,822	708	4,551	.245	13.80	1,691	12.81	157	1,780	13.48	315.5	2.39	2,294.5
2015	32/124	1,641	663	4,172	.234	13.23	1,530	12.34	121	1,601	12.91	310.0	2.50	2,072.0
2016	30/121	1,540	594	4,249	.223	12.73	1,449	11.98	105	1,721	14.22	293.0	2.42	1,938.0
2017	34/128	1,745	603	4,603	.248	13.36	1,634	12.77	132	1,911	14.93	309.5	2.42	2,186.5
Totals	948/3453	51,289	21,768	134,116	.220	14.85	46,325	13.43	4,727	52,067	15.08	8,265.0	2.39	64,076.0

# NOTABLE SEASONS

## Year-by-Year Leaders

### Matches Played

1986	Melissa Bollinger	23
	Susan Gillette	23
	Kristine Gira	23
	Amy Hulstrom	23
	Andrea Smith	23
1987	Wendy Callahan	29
	Tina Murray	29
	Jennifer Sherlock	29
	Lisa Soulliere	29
1988	Wendy Callahan	35
	Darla DeRuiter	35
	Susan Magda	35
	Tina Murray	35
	Stephanie Salgado	35
	Jennifer Sherlock	35
	Lisa Soulliere	35
1989	Michele Kohler	33
	Tina Murray	33
	Stephanie Salgado	33
	Jennifer Sherlock	33
	Lisa Soulliere	33
	Wendy Van Wyhe	33
1990	Tiffany Jestadt	35
	Tina Murray	35
1991	Karrie Downey	35
	Michele Kohler	35
	Nicole Vranesh	35
	Nicole Vranesh	35
	Staci Wolfe	35
	Katie Zabransky	35
1992	Karrie Downey	31
	Michele Kohler	31
	Nicole Vranesh	31
	Janine Zumerchik	31
1993	Karrie Downey	32
	Nicole Vranesh	32
	Rachel Wacholder	32
	Staci Wolfe	32
	Janine Zumerchik	32
1994	Karrie Downey	31
	Tracy Seiler	31
	Rachel Wacholder	31
	Leah Williams	31
	Janine Zumerchik	31
1995	Kathleen Bunce	28
	Alison Koepeke	28
	Sarah Lodge	28
	Rachel Wacholder	28
	Leah Williams	28
	Shelly Wolfe	28
1996	Kathleen Bunce	29
	Kelly Campbell	29
	Tegan Lynch	29
	Rachel Wacholder	29
	Kelly Campbell	29
	Kristin Engkeling	30
	Elizabeth Gower	30
	Sonja Russell	30
2000	Meghan Barkman	29
	Elizabeth Gower	29
	Sonja Russell	29
	Lisa Small	29
	Sara Villwock	29
2001	Meghan Barkman	30
	Monique Gerlach	30
	Elizabeth Gower	30
	Josee Roberge	30
	Sara Villwock	30
2002	Meghan Barkman	30
	Allison Barnes	30
	Nicole Carr	30
	Monique Gerlach	30
	Elizabeth Gower	30
	Kim Tasker	30
	Allison Barnes	31
2003	Nicole Carr	31
	Monique Gerlach	31
	Allie Griffin	31
	Austin Zimmerman	31
2004	Lara Bossow	28
	Nicole Carr	28
	Allie Griffin	28
	Ashley Nu'u	28
	Austin Zimmerman	28
2005	Lara Bossow	28
	Nicole Carr	28
	Ashley Nu'u	28
	Lauren Schaefer	28
	Amber Sutherland	28
2006	Alex Butth	29
	Amber Sutherland	29
	Mallori Gibson	29
	Ashley Nu'u	29
	Amber Sutherland	29
	Callie Webster	29
2007	Kaitlyn Burkett	28
	Alex Butth	28
	Mallori Gibson	28
	Ashley VenHorst	28
	Callie Webster	28
2008	Kaitlyn Burkett	29
	Alex Butth	29
	Schylur Edelman	29
	Emilee Sisco	29
	Amber Sutherland	29
	Ashley VenHorst	29
2009	Kaitlyn Burkett	29

2010	Kerra Schroeder	29
	Megan Beckwith	26
	Nichole Lindow	26
	Anicia Santos	26
	Kerra Schroeder	26
	Rosie Steinhilber	26
	Alyssa Valentine	26
2011	Emily Alexis	30
	Nichole Lindow	30
	Kerra Schroeder	30
2012	Alexis Austin	32
	Nicole Edelman	32
	Kelsey English	32
	Chelsey Keoho	32
	Nikki Lindow	32
	Neira Ortiz Ruiz	32
	Elyse Richardson	32
2013	Kelsey English	32
	Elyse Richardson	32
	Kerra Schroeder	32
	Cierra Simpson	32
2014	Anna Pfefferle	34
	Cierra Simpson	34
	Gabby Simpson	34
2015	Alexis Austin	32
	Nicole Edelman	32
	Anna Pfefferle	32
	Cierra Simpson	32
	Gabby Simpson	32
2016	Naghe Abu	30
	Kiera McKibben	30
	Anna Pfefferle	30
	Stephanie Shadley	30
	Cierra Simpson	30
	Alexa Smith	30
2017	Naghe Abu	34
	Brynn DeLuzio	34
	Joslyn Hayes	34
	Anna Pfefferle	34

### Matches Started

1986	Melissa Bollinger	23
	Susan Gillette	23
	Amy Hulstrom	23
	Andrea Smith	23
1987	Tina Murray	29
	Jennifer Sherlock	29
	Lisa Soulliere	29
1988	Tina Murray	35
	Jennifer Sherlock	35
	Lisa Soulliere	35
1989	Tina Murray	33
	Jennifer Sherlock	33
	Lisa Soulliere	33
1990	Tina Murray	35
1991	Karrie Downey	35
	Michele Kohler	35
	Nicole Vranesh	35
	Janine Zumerchik	35
1992	Karrie Downey	31
	Michele Kohler	31
	Nicole Vranesh	31
	Janine Zumerchik	31
1993	Karrie Downey	32
	Nicole Vranesh	32
	Rachel Wacholder	32
	Staci Wolfe	32
	Janine Zumerchik	32
1994	Rachel Wacholder	30
	Leah Williams	30
1995	Rachel Wacholder	28
	Leah Williams	28
1996	Kelly Campbell	29
	Tegan Lynch	29
	Rachel Wacholder	29
1997	Kelly Campbell	31
	Sarah Lodge	31
	Tegan Lynch	31
	Josee Roberge	31
	Sara Villwock	31
2002	Meghan Barkman	30
	Allison Barnes	30
	Nicole Carr	30
	Monique Gerlach	30
	Elizabeth Gower	30
	Kim Tasker	30
	Allison Barnes	31
2003	Nicole Carr	31
	Monique Gerlach	31
	Allie Griffin	31
	Austin Zimmerman	31
2004	Lara Bossow	28
	Nicole Carr	28
	Allie Griffin	28
	Ashley Nu'u	28
	Austin Zimmerman	28
2005	Lara Bossow	28
	Nicole Carr	28
	Ashley Nu'u	28
	Lauren Schaefer	28
	Amber Sutherland	28
2006	Alex Butth	29
	Amber Sutherland	29
	Mallori Gibson	29
	Ashley Nu'u	29
	Amber Sutherland	29
	Callie Webster	29
2007	Kaitlyn Burkett	28
	Alex Butth	28
	Mallori Gibson	28
	Ashley VenHorst	28
	Callie Webster	28
2008	Kaitlyn Burkett	29
	Alex Butth	29
	Schylur Edelman	29
	Emilee Sisco	29
	Amber Sutherland	29
	Ashley VenHorst	29
2009	Kaitlyn Burkett	29

2014	Gabby Simpson	33
	Taylor Simpson	33
2015	Alexis Austin	32
	Nicole Edelman	32
	Anna Pfefferle	32
	Gabby Simpson	32
2016	Naghe Abu	30
	Stephanie Shadley	30
	Alexa Smith	30
2017	Naghe Abu	34
	Brynn DeLuzio	34
	Anna Pfefferle	34

### Games Played

1986	Four Players	79
1987	Jennifer Sherlock	102
	Lisa Soulliere	102
1988	Stephanie Salgado	122
	Jennifer Sherlock	122
1989	Lisa Soulliere	119
1990	Tiffany Jestadt	123
	Tina Murray	123
1991	Nicole Vranesh	126
1992	Nicole Vranesh	110
1993	Nicole Vranesh	114
1994	Rachel Wacholder	104
1995	Rachel Wacholder	107
	Leah Williams	107
1996	Kelly Campbell	103
	Rachel Wacholder	103
1997	Kelly Campbell	111
	Tegan Lynch	107
1998	Kelly Campbell	107
	Tegan Lynch	107
1999	Kelly Campbell	110
2000	Elizabeth Gower	106
	Sonja Russell	106
	Lisa Small	106
2001	Elizabeth Gower	109
2002	Allison Barnes	107
	Monique Gerlach	107
2003	Nicole Carr	111
	Monique Gerlach	111
	Allie Griffin	111
2004	Allie Griffin	99
2005	Lara Bossow	110
	Nicole Carr	110
	Ashley Nu'u	110
	Amber Sutherland	110
2006	Amber Sutherland	109
2007	Alex Butth	109
	Callie Webster	109
2008	Kaitlyn Burkett	104
	Alex Butth	104
	Amber Sutherland	104
2009	Kerra Schroeder	94
2010	Nichole Lindow	97
	Kerra Schroeder	97
	Rosie Steinhilber	97
2011	Kerra Schroeder	109
2012	Alexis Austin	116
	Kelsey English	116
	Nikki Lindow	116
2013	Kerra Schroeder	118
2014	Cierra Simpson	132
2015	Cierra Simpson	124
2016	Naghe Abu	121
	Kiera McKibben	121
	Cierra Simpson	121
2017	Naghe Abu	128
	Brynn DeLuzio	128
	Anna Pfefferle	128

### Kills / Kills Per Game

1986	Andrea Smith	160/2.03
1987	Tina Murray	270/2.67
	Susan Magda	432/3.57
1988	Tina Murray	449/3.87
	Tegan Lynch	415/3.37
1989	Karrie Downey	440/3.86
1990	Karrie Downey	387/3.62
1991	Karrie Downey	501/4.47
1992	Karrie Downey	462/4.49
1993	R. Wacholder	438/4.09
1994	R. Wacholder	456/4.43
1995	Sarah Lodge	416/4.43
1996	Sarah Lodge	528/4.80
1997	Sarah Lodge	399/3.76
1998	Sonja Russell	427/3.99
1999	Sonja Russell	425/4.01
2000	Monique Gerlach	387/3.80
2001	Monique Gerlach	419/3.92
2002	Monique Gerlach	376/3.39
2003	Maragda Santillana	324/3.41
2004	Allie Griffin	420/4.24
2005	Allie Griffin	486/4.58
2006	Amber Sutherland	456/4.18
2007	Alex Butth	333/3.06
2008	Alex Butth	276/2.65
	Emilee Sisco	271/2.88
2009	Bech Fogle	299/3.25
2010	Kerra Schroeder	372/3.84
2011	Kerra Schroeder	431/3.95
2012	Alexis Austin	364/3.14
2013	Taylor Simpson	390/3.61
2014	Taylor Simpson	591/4.65
2015	Alexis Austin	498/4.05
2016	Alexa Smith	380/3.17
2017	Alexa Smith	484/3.97

### Attacks

1986	Andrea Smith	605
1987	Tina Murray	878
1988	Susan Magda	1,098
1989	Tina Murray	1,225
1990	Tina Murray	1,212
1991	Karrie Downey	1,108
1992	Michele Kohler	1,092

1993	Staci Wolfe	1,403
1994	Karrie Downey	1,276
1995	Rachel Wacholder	1,383
1996	Rachel Wacholder	1,181
1997	Sarah Lodge	1,247
1998	Courtney Owens	1,175
1999	Sonja Russell	1,169
2000	Sonja Russell	1,155
2001	Sonja Russell	878
2002	Monique Gerlach	879
2003	Nicole Carr	889
2004	Allie Griffin	934
2005	Allie Griffin	1,016
2006	Amber Sutherland	1,182
2007	Mallori Gibson	950
2008	Emilee Sisco	816
2009	Kerra Schroeder	948
2010	Kerra Schroeder	1,168
2011	Kerra Schroeder	1,405
2012	Alexis Austin	1,032
2013	Taylor Simpson	1,131
2014	Taylor Simpson	1,395
2015	Alexis Austin	1,192
2016	Alexa Smith	1,075
2017	Alexa Smith	1,330

### Hitting Percentage

1986	Amy Hulstrom	204
1987	Lisa Soulliere	252
1988	Darla DeRuiter	315
1989	Lisa Soulliere	338
1990	Wendy Van Wyhe	302
1991	Wendy Van Wyhe	350
1992	Janine Zumerchik	321
1993	Janine Zumerchik	309
1994	Leah Williams	311
1995	Leah Williams	346
1996	Melissa Schutz	277
1997	Alison Koepeke	286
1998	Kelly Campbell	406
1999	Kristin Engkeling	353
2000	Monique Gerlach	313
2001	Meghan Barkman	360
2002	Monique Gerlach	331
2003	Monique Gerlach	320
2004	Austin Zimmerman	297
2005	Lara Bossow	369
2006	Austin Zimmerman	320
2007	Lauren Schaefer	360
2008	Lauren Schaefer	303
2009	Schylur Edelman	240
2010	Anicia Santos	272
2011	Nikki Lindow	228
2012	Kelsey English	316
2013	Kelsey English	361
2014	Kaitlyn Cuff	329
2015	Anna Pfefferle	341
2016	Naghe Abu	323
2017	Naghe Abu	344

### Assists / Assists Per Game

1986	Susan Gillette	343/4.34
1987	J. Sherlock	850/8.33
1988	J. Sherlock	1335/10.94
1989	J. Sherlock	1332/11.29
1990	J. Sherlock	679/9.05
1991	N. Vranesh	1712/13.58
1992	N. Vranesh	1319/11.99
1993	N. Vranesh	1541/13.52
1994	Tracy Seiler	979/10.41
1995	Shelly Wolfe	1023/10.33
1996	K. Campbell	1519/14.75
1997	K. Campbell	1582/14.25
1998	K. Campbell	1572/14.69
1999	K. Campbell	1285/11.14
2000	E. Gower	1339/13.20
2001	E. Gower	1312/12.04
2002	E. Gower	1312/12.04
2003	Allison Barnes	1042/10.32
2004	Ashley Nu'u	1146/12.19
2005	Ashley Nu'u	1448/13.16
2006	Ashley Nu'u	1352/12.52
2007	Kaitlyn Burkett	1,285/11.90



# NOTABLE SEASONS & CAREERS

## 100 In Three Season Statistical Categories

Name	Season	Kills	Digs	Blocks	Assists
Lisa Soulliere	1988	230	147	141	19
Lisa Soulliere	1989	354	243	168	25
Wendy Van Wyhe	1990	289	114	135	8
Nicole Vranesh	1991	101	351	55	1,712
Katie Zabransky	1991	341	193	129	13
Nicole Vranesh	1993	111	358	37	1,541
Leah Williams	1994	280	282	127	16
Leah Williams	1995	266	266	177	11
Kelly Campbell	1996	126	308	56	1,519
Alison Koepke	1997	292	194	144	12
Tegan Lynch	1997	239	345	68	113
Kelly Campbell	1998	180	321	63	1,572
Kristin Engelking	1998	350	104	109	15
Tegan Lynch	1998	332	378	137	74
Meghan Barkman	1999	257	186	134	13
Kelly Campbell	1999	196	3366	1,555	75
Meghan Barkman	2000	312	223	165	22
Elizabeth Gower	2000	203	288	85	1,399
Meghan Barkman	2001	346	172	132	22
Elizabeth Gower	2001	214	243	67	1,312
Elizabeth Gower	2002	305	184	115	24
Meghan Barkman	2002	176	240	56	1,115
Ashley Nu'u	2004	119	144	63	1,146
Ashley Nu'u	2005	113	194	68	1,448
Ashley Nu'u	2006	120	179	64	1,352
Gabby Simpson	2014	184	231	55	639
Nicole Edelman	2015	104	266	60	1,229
Gabby Simpson	2015	419	210	83	100
Gabby Simpson	2016	215	203	56	477

## 400 In Two Season Statistical Categories

Name	Season	Kills	Digs	Assists
Karrie Downey	1993	501	414	26
Karrie Downey	1994	462	452	42
Sonja Russell	2000	425	406	60

## 300 In Two Season Statistical Categories

Name	Season	Kills	Digs	Assists
Tina Murray	1989	449	368	21
Tiffany Jestadt	1990	415	306	62
Michele Kohler	1990	357	416	12
Tina Murray	1990	377	490	11
Karrie Downey	1991	440	370	45
Nicole Vranesh	1991	101	352	1,712
Michele Kohler	1992	364	371	8
Karrie Downey	1992	387	303	31
Nicole Vranesh	1992	99	331	1,319
Karrie Downey	1993	501	414	44
Nicole Vranesh	1993	111	358	1,541
Staci Wolfe	1993	427	369	19
Karrie Downey	1994	462	452	32
Rachel Wacholder	1994	371	318	31
Rachel Wacholder	1995	438	399	10
Kelly Campbell	1996	126	308	1,519
Rachel Wacholder	1996	456	329	48
Sarah Lodge	1997	528	322	27
Tegan Lynch	1997	329	345	113
Kelly Campbell	1998	180	321	1,572
Sarah Lodge	1998	372	321	53
Tegan Lynch	1998	332	378	137
Courtney Owens	1998	399	342	47
Kelly Campbell	1999	196	336	1,555
Sonja Russell	1999	427	375	45
Sonja Russell	2000	425	406	60
Sonja Russell	2001	320	352	82
Nicole Carr	2003	331	388	46
Amber Sutherland	2006	456	312	47
Taylor Simpson	2014	591	344	29
Alexa Smith	2016	380	313	15
Brynn DeLuzio	2017	59	301	1,411
Frankie Shebby	2017	409	302	34
Alexa Smith	2017	484	345	24

## 1,500 In Two Career Statistical Categories

Name	Seasons	Kills	Digs	Assists
Karrie Downey	1991-94	1,790	1,540	115

## 1,000 In Two Career Statistical Categories

Name	Seasons	Kills	Digs	Assists
Tina Murray	1987-90	1,358	1,523	52
Michele Kohler	1989-92	1,225	1,446	48
Nicole Vranesh	1990-93	372	1,248	5,261
Karrie Downey	1991-94	1,790	1,540	115
Staci Wolfe	1991-94	1,005	1,035	74
Rachel Wacholder	1993-96	1,484	1,342	140
Sarah Lodge	1995-98	1,581	1,081	134
Tegan Lynch	1995-98	1,024	1,216	303
Kelly Campbell	1996-99	592	1,247	6,228
Sonja Russell	1998-01	1,237	1,271	205
Elizabeth Gower	1999-02	801	1,083	3,933

## 600 In Three Career Statistical Categories

Name	Seasons	Kills	Digs	Blocks	Assists
Elizabeth Gower	1999-02	801	1,083	278	3,933
Gabby Simpson	2014-16	818	644	194	1,216

## 500 In Three Career Statistical Categories

Name	Seasons	Kills	Digs	Blocks	Assists
Kelly Campbell	1996-99	592	1,247	264	6,228
Meghan Barkman	1999-02	1,220	765	564	81
Elizabeth Gower	1999-02	801	1,083	278	3,933
Gabby Simpson	2014-16	818	644	194	1,216

## 400 In Three Career Statistical Categories

Name	Seasons	Kills	Digs	Blocks	Assists
Lisa Soulliere	1987-89	750	488	412	52
Kelly Campbell	1996-99	592	1,247	264	6,228
Alison Koepke	1994-97	702	440	441	78
Meghan Barkman	1999-02	1,220	765	564	81
Elizabeth Gower	1999-02	801	1,083	278	3,933
Ashley Nu'u	2003-06	408	573	203	4,315

## 300 In Three Career Statistical Categories

Name	Seasons	Kills	Digs	Blocks	Assists
Lisa Soulliere	1987-89	750	488	412	52
Jennifer Sherlock	1987-90	391	910	189	4,196
Nicole Vranesh	1990-93	372	1,248	152	5,261
Leah Williams	1992-95	832	821	391	54
Alison Koepke	1994-97	702	440	441	78
Tegan Lynch	1995-98	1,024	1,216	207	303
Kelly Campbell	1996-99	592	1,247	264	6,228
Meghan Barkman	1999-02	1,220	765	564	81
Elizabeth Gower	1999-02	801	1,083	278	3,933
Monique Gerlach	2000-03	1,427	747	355	95
Ashley Nu'u	2003-06	408	573	203	4,315
Nicole Edelman	2012-15	318	945	202	4,278
Gabby Simpson	2014-16	818	644	194	1,216

## 200 In Four Career Statistical Categories

Name	Seasons	Kills	Assists	Aces	Digs	Blocks
Tegan Lynch	1995-98	1,024	303	47	1,216	207
Kelly Campbell	1996-99	592	6,228	92	1,247	264
Elizabeth Gower	1999-02	801	3,933	94	1,083	278
Nicole Edelman	2012-15	318	4,278	79	945	202
Anna Pfefferle	2014-17	703	46	62	289	473

## 100 In Four Career Statistical Categories

Name	Seasons	Kills	Assists	Aces	Digs	Blocks
Stephanie Salgado	1987-90	832	102	129	605	244
Jennifer Sherlock	1987-90	391	4,196	145	910	189
Tiffany Jestadt	1989-91	713	111	50	601	162
Nicole Vranesh	1990-93	372	5,261	83	1,248	152
Karrie Downey	1991-94	1,790	115	152	1,540	231
Rachel Wacholder	1993-96	1,484	140	145	1,342	156
Sarah Lodge	1995-98	1,581	134	96	1,081	216
Tegan Lynch	1995-98	1,024	303	47	1,216	207
Kelly Campbell	1996-99	592	6,228	92	1,247	264
Sonja Russell	1998-01	1,237	203	59	1,272	147
Elizabeth Gower	1999-02	801	3,933	94	1,083	278
Allie Griffin	2002-05	1,283	186	30	620	266
Kerra Schroeder	2009-13	1,271	101	84	980	175
Nicole Edelman	2012-15	318	4,278	79	945	202
Gabby Simpson	2014-16	818	1,216	56	644	194

## 100 In Five Career Statistical Categories

Name	Seasons	Kills	Assists	Aces	Digs	Blocks
Stephanie Salgado	1987-90	832	102	129	605	244
Jennifer Sherlock	1987-90	391	4,196	145	910	189
Karrie Downey	1991-94	1,790	115	152	1,540	231
Rachel Wacholder	1993-96	1,484	140	145	1,342	156



## Conf. Team Stat Champs

1991	Kills, All Matches.....	16.66
	Assists, All Matches.....	14.74
	Digs, All Matches.....	17.17
1992	Kills, All Matches.....	15.59
1993	Kills, All Matches.....	17.47
	Assists, All Matches.....	14.87
1995	Aces, Conference Matches.....	2.07
1996	Kills, All Matches.....	18.53
	Kills, Conference Matches.....	18.60
	Assists, All Matches.....	16.75
	Assists, Conference Matches.....	16.86
	Digs, All Matches.....	17.52
	Digs, Conference Matches.....	17.88
	Blocks, All Matches.....	3.42
1997	Kills, All Matches.....	18.12
	Kills, Conference Matches.....	18.56
	Assists, All Matches.....	16.48
	Assists, Conference Matches.....	16.95
1998	Kills, All Matches.....	19.07
	Kills, Conference Matches.....	19.26
	Assists, All Matches.....	17.45
	Assists, Conference Matches.....	17.71
	Digs, All Matches.....	17.31
1999	Kills, All Matches.....	18.03
	Kills, Conference Matches.....	18.59
	Assists, All Matches.....	16.37
	Assists, Conference Matches.....	16.59

## Conf. Indv. Stat Champs

<b>Kelly Campbell</b>		
1996	Assists, All Matches.....	14.75
	Assists, Conference Matches.....	14.81
1998	Att. Pct., All Matches.....	406
	Att. Pct., Conference Matches.....	392
<b>Amy Hulstrom</b>		
1986	Blocks, All Matches.....	1.34
<b>Sarah Lodge</b>		
1995	Aces, Conference Matches.....	49
<b>Tina Murray</b>		
1990	Digs, All Matches.....	3.96
<b>Jennifer Sherlock</b>		
1988	Aces, All Matches.....	54
<b>Lisa Soulliere</b>		
1989	Blocks, All Matches.....	1.40
<b>Nicole Vranesh</b>		
1991	Assists, All Matches.....	13.67
1992	Assists, All Matches.....	12.36
1993	Assists, All Matches.....	13.49
<b>Rachel Wacholder</b>		
1994	Aces, Conference Matches.....	60
<b>Staci Wolfe</b>		
1991	Aces, All Matches.....	49
1993	Aces, All Matches.....	53
<b>Leah Williams</b>		
1995	Blocks, All Matches.....	1.64

(Top 10 Only, Conf. Matches Only Since 1994)

## Conf. Indv. Stat Leaders

<b>Naghede Abu</b>		
2015	Blocks, All Matches.....	8th/1.20
	Blocks, Conf. Matches.....	3rd/1.28
2016	Att. Pct., All Matches.....	10th/323
	Blocks, All Matches.....	6th/1.26
	Blocks, Conf. Matches.....	7th/1.16
2017	Att. Pct., All Matches.....	5th/344
	Blocks, All Matches.....	6th/1.20
	Att. Pct., Conf. Matches.....	9th/324
	Blocks, Conf. Matches.....	7th/1.13
<b>Alexis Austin</b>		
2015	Kill, All Matches.....	5th/4.05
	Kills, Conf. Matches.....	5th/4.22
	Points, All Matches.....	5th/4.56
	Points, Conf. Matches.....	5th/4.74
<b>Meghan Barkman</b>		
1999	Blocks, All Matches.....	6th/1.31
	Blocks, Conf. Matches.....	6th/1.27
2000	Blocks, All Matches.....	3rd/1.57
	Blocks, Conf. Matches.....	4th/1.63
2001	Att. Pct., All Matches.....	3rd/360
	Att. Pct., Conf. Matches.....	5th/346
	Blocks, All Matches.....	3rd/1.43
	Blocks, Conf. Matches.....	3rd/1.59
2002	Blocks, All Matches.....	7th/1.07

	Blocks, Conf. Matches.....	6th/1.16
<b>Allison Barnes</b>		
2002	Aces, Conf. Matches.....	10th/0.29
2003	Assists, All Matches.....	8th/10.32
	Assists, Conf. Matches.....	7th/10.31
<b>Megan Beckwith</b>		
2010	Digs, All Matches.....	7th/4.18
	Digs, Conf. Matches.....	3rd/4.10
2011	Digs, All Matches.....	8th/4.16
	Digs, Conf. Matches.....	9th/4.03
<b>Lara Bossow</b>		
2005	Att. Pct., All Matches.....	4th/369
	Att. Pct., Conf. Matches.....	3rd/397
<b>Shana Bowen</b>		
1998	Att. Pct., All Matches.....	8th/344
	Att. Pct., Conf. Matches.....	8th/337
1999	Aces, Conf. Matches.....	8th/30
<b>Kaitlyn Burkett</b>		
2007	Assists, All Matches.....	7th/11.90
	Assists, Conf. Matches.....	7th/11.65
2008	Assists, All Matches.....	6th/9.96
	Assists, Conf. Matches.....	6th/9.84
<b>Alex Butth</b>		
2005	Aces, All Matches.....	10th/33
	Aces, Conf., Matches.....	5th/35
<b>Wendy Callahan</b>		
1988	Att. Pct., All Matches.....	4th/328
<b>Kelly Campbell</b>		
1996	Assists, All Matches.....	1st/14.75
	Assists, Conf. Matches.....	1st/14.81
	Digs, Conf. Matches.....	9th/3.13
1997	Assists, All Matches.....	2nd/14.54
	Assists, Conf. Matches.....	2nd/15.14
1998	Att. Pct., All Matches.....	1st/406
	Att. Pct., Conf. Matches.....	1st/392
	Assists, All Matches.....	2nd/14.69
	Assists, Conf. Matches.....	2nd/15.09
	Aces, All Matches.....	7th/29
	Aces, Conf. Matches.....	8th/29
	Digs, Conf. Matches.....	9th/3.25
1999	Att. Pct., All Matches.....	6th/324
	Assists, All Matches.....	2nd/14.14
	Assists, Conf. Matches.....	2nd/14.64
<b>Gabby Carta-Samuels</b>		
2017	Digs, All Matches.....	8th/3.52
	Digs, Conf. Matches.....	10th/3.58
<b>Nicole Carr</b>		
2003	Digs, All Matches.....	8th/3.50
	Digs, Conf. Matches.....	9th/3.39
<b>Brynna DeLuzio</b>		
2017	Assists, All Matches.....	3rd/11.02
	Assists, Conf. Matches.....	3rd/10.86
<b>Darla DeRuiter</b>		
1988	Att. Pct., All Matches.....	3rd/357
<b>Karrie Downey</b>		
1991	Kills, All Matches.....	3rd/3.86
	Aces, All Matches.....	3rd/4.0
	Digs, All Matches.....	3rd/3.25
1992	Kills, All Matches.....	5th/3.65
	Digs, All Matches.....	9th/2.86
1993	Kills, All Matches.....	3rd/4.47
	Digs, All Matches.....	2nd/3.70
	Aces, All Matches.....	4th/38
1994	Kills, All Matches.....	3rd/4.49
	Kills, Conf. Matches.....	3rd/4.08
	Digs, All Matches.....	2nd/4.42
	Digs, Conf. Matches.....	2nd/3.81
<b>Nicole Edelman</b>		
2012	Assists, All Matches.....	8th/9.22
	Assists, Conf. Matches.....	8th/8.99
2013	Assists, All Matches.....	6th/10.13
	Assists, Conf. Matches.....	4th/10.10
2014	Assists, All Matches.....	8th/7.54
	Assists, Conf. Matches.....	8th/7.44
2015	Assists, All Matches.....	6th/9.91
	Assists, Conf. Matches.....	3rd/10.60
<b>Schylur Edelman</b>		
2008	Blocks, All Matches.....	8th/0.97
	Blocks, Conf. Matches.....	8th/0.94
<b>Kristin Engelking</b>		
1998	Att. Pct., All Matches.....	4th/355
	Att. Pct., Conf. Matches.....	2nd/369
1999	Att. Pct., All Matches.....	4th/353
	Att. Pct., Conf. Matches.....	3rd/343
<b>Kelsey English</b>		
2013	Att. Pct., All Matches.....	5th/361
	Att. Pct., Conf. Matches.....	7th/346
	Service Aces, All Matches.....	3rd/0.36
	Service Aces, Conf. Matches.....	5th/0.31

<b>Becah Fogle</b>		
2009	Kills, All Matches.....	9th/3.25
	Points, All Matches.....	10th/3.60
<b>Monique Gerlach</b>		
2000	Blocks, Conf. Matches.....	9th/1.20
2001	Att. Pct., All Matches.....	5th/344
	Att. Pct., Conf. Matches.....	8th/336
	Kills, All Matches.....	9th/3.68
	Kills, Conf. Matches.....	9th/3.64
2002	Att. Pct., All Matches.....	9th/331
	Att. Pct., Conf. Matches.....	10th/316
	Kills, All Matches.....	7th/3.77
	Kills, Conf. Matches.....	5th/4.01
	Points, All Matches.....	8th/4.50
	Points, Conf. Matches.....	6th/4.69
2003	Att. Pct., All Matches.....	6th/320
	Att. Pct., Conf. Matches.....	10th/303
<b>Mallori Gibson</b>		
2006	Aces, All Matches.....	7th/0.33
<b>Elizabeth Gower</b>		
1999	Aces, All Matches.....	8th/30
	Aces, Conf. Matches.....	6th/33
	Digs, Conf. Matches.....	9th/3.36
2000	Assists, All Matches.....	6th/13.20
	Assists, Conf. Matches.....	6th/13.46
2001	Assists, All Matches.....	7th/12.11
	Assists, Conf. Matches.....	8th/12.04
2002	Assists, All Matches.....	9th/10.23
	Assists, Conf. Matches.....	9th/10.41
<b>Allie Griffin</b>		
2004	Kills, All Matches.....	5th/4.24
	Kills, Conf. Matches.....	5th/4.29
2005	Kills, All Matches.....	2nd/4.58
	Kills, Conf. Matches.....	2nd/4.57
	Points, All Matches.....	3rd/5.03
	Points, Conf. Matches.....	2nd/4.99
<b>Amy Hulstrom</b>		
1986	Blocks, All Matches.....	1st/1.34
<b>Tiffany Jestadt</b>		
1990	Kills, All Matches.....	4th/3.37
1991	Att. Pct., All Matches.....	10th/270
<b>Alison Koepke</b>		
1995	Blocks, All Matches.....	5th/1.34
1997	Att. Pct., Conf. Matches.....	7th/296
	Blocks, All Matches.....	7th/1.31
	Blocks, Conf. Matches.....	9th/1.30
<b>Kristen Karlik</b>		
2006	Digs, All Matches.....	4th/4.21
	Digs, Conf. Matches.....	4th/4.13
<b>Michele Kohler</b>		
1989	Digs, All Matches.....	7th/3.20
1990	Kills, All Matches.....	7th/2.05
	Digs, All Matches.....	3rd/3.56
1991	Digs, All Matches.....	5th/3.05
1992	Digs, All Matches.....	2nd/3.47
	Aces, All Matches.....	5th/41
	Kills, All Matches.....	9th/3.40
<b>Nikki Lindow</b>		
2012	Blocks, All Matches.....	8th/1.22
2013	Blocks, All Matches.....	7th/1.23
	Blocks, Conf. Matches.....	8th/1.22
	Att. Pct., Conf. Matches.....	10th/321
<b>Sarah Lodge</b>		
1995	Aces, All Matches.....	3rd/36
	Aces, Conf. Matches.....	1st/49
1996	Kills, All Matches.....	4th/4.43
	Kills, Conf. Matches.....	6th/4.39
	Digs, Conf. Matches.....	10th/3.09
1997	Kills, All Matches.....	3rd/4.80
	Kills, Conf. Matches.....	2nd/5.20
<b>Tegan Lynch</b>		
1997	Digs, All Matches.....	10th/3.21
	Digs, Conf. Matches.....	7th/3.38
1998	Digs, All Matches.....	5th/3.53
	Digs, Conf. Matches.....	4th/3.75
<b>Susan Magda</b>		
1988	Kills, All Matches.....	3rd/3.57
<b>Tina Murray</b>		
1988	Digs, All Matches.....	5th/3.16
1989	Kills, All Matches.....	2nd/3.90
	Digs, All Matches.....	3rd/3.20
1990	Kills, All Matches.....	8th/3.04
	Digs, All Matches.....	1st/3.96
<b>Ashley Nu'u</b>		
2004	Assists, All Matches.....	5th/12.19
	Assists, Conf. Matches.....	6th/11.79
2005	Assists, All Matches.....	3rd/13.16
	Assists, Conf. Matches.....	3rd/12.82
2006	Assists, All Matches.....	5th/12.52
	Assists, Conf. Matches.....	6th/12.69



## IN OTHER BOOKS

## Courtney Owens

1998	Kills, All Matches.....	7th/3.76
	Kills, Conf. Matches.....	7th/4.15
	Aces, All Matches.....	7th/29
	Digs, All Matches.....	8th/3.23
	Digs, Conf. Matches.....	8th/3.27

## Anna Pfefferle

2014	Blocks, All Matches.....	8th/1.10
	Blocks, Conf. Matches.....	5th/1.15
2015	Att. Pct., All Matches.....	8th/3.47
	Att. Pct., Conf. Matches.....	7th/3.47

## Buffy Romero

1990	Assists, All Matches.....	10th/2.39
------	---------------------------	-----------

## Sonja Russell

1999	Kills, All Matches.....	9th/3.99
	Kills, Conf. Matches.....	9th/4.08
	Digs, All Matches.....	6th/3.50
	Digs, All Matches.....	5th/3.56
2000	Kills, All Matches.....	9th/4.30
	Kills, Conf. Matches.....	8th/4.23
	Digs, All Matches.....	3rd/3.83
	Digs, Conf. Matches.....	2nd/4.30
2001	Digs, All Matches.....	3rd/3.74
	Digs, Conf. Matches.....	2nd/4.10

## Stephanie Salgado

1988	Kills, All Matches.....	9th/3.19
------	-------------------------	----------

## Maragda Santillana

2003	Kills, Conf. Matches.....	8th/3.72
	Points, Conf. Matches.....	9th/4.36
2004	Kills, All Matches.....	6th/4.17
	Kills, Conf. Matches.....	7th/4.21

## Lauren Schaefer

2005	Att. Pct., Conf. Matches.....	13th/272
2006	Att. Pct., Conf. Matches.....	10th/308
2007	Att. Pct., All Matches.....	5th/360
2008	Att. Pct., All Matches.....	9th/303

## Kerra Schroeder

2010	Kills, All Matches.....	6th/3.84
	Kills, Conf. Matches.....	6th/3.84
	Points, All Matches.....	6th/4.29
	Points, Conf. Matches.....	6th/4.20
2011	Kills, All Matches.....	7th/9.85
	Kills, Conf. Matches.....	8th/3.85
	Points, All Matches.....	7th/4.42
	Points, Conf. Matches.....	8th/4.37
	Aces, Conf. Matches.....	8th/0.23

## Melissa Schutz

1998	Aces, All Matches.....	7th/29
	Aces, Conf. Matches.....	10th/28

## Tracy Seiler

1994	Assists, All Matches.....	4th/10.42
	Assists, Conf. Matches.....	2nd/12.11

## Stephanie Shadley

2014	Aces, All Matches.....	10th/0.24
------	------------------------	-----------

## Frankie Shebby

2017	Kills, All Matches.....	9th/3.50
	Points, All Matches.....	9th/4.03
	Kills, Conf. Matches.....	8th/3.65
	Points, Conf. Matches.....	8th/4.24

## Jennifer Sherlock

1988	Aces, All Matches.....	1st/54
	Assists, All Matches.....	2nd/11.01
	Att. Pct., All Matches.....	5th/296
1989	Assists, All Matches.....	2nd/11.40
1990	Assists, All Matches.....	6th/9.05

## Cierra Simpson

2014	Digs, All Matches.....	10th/3.93
	Digs, Conf. Matches.....	7th/4.23
2015	Digs, All Matches.....	7th/4.07
	Digs, Conf. Matches.....	5th/4.44
2016	Digs, All Matches.....	10th/3.67
	Digs, Conf. Matches.....	7th/3.91

## Gabby Simpson

2015	Kills, All Matches.....	10th/3.41
	Kills, Conf. Matches.....	9th/3.53
	Points, All Matches.....	9th/3.97
	Points, Conf. Matches.....	9th/4.01

## Taylor Simpson

2013	Kills, All Matches.....	8th/3.61
	Kills, Conf. Matches.....	7th/3.70
	Points, All Matches.....	9th/4.03
	Points, Conf. Matches.....	9th/4.18
2014	Kills, All Matches.....	4th/4.65
	Kills, Conf. Matches.....	6th/4.56
	Points, All Matches.....	5th/5.18
	Points, Conf. Matches.....	6th/5.12

## Alexa Smith

2017	Kills, All Matches.....	7th/3.97
	Points, All Matches.....	7th/4.35
	Kills, Conf. Matches.....	7th/3.91

Points, Conf. Matches.....	7th/4.27
----------------------------	----------

## Lisa Soulliere

1987	Att. Pct., All Matches.....	10th/252
	Blocks, All Matches.....	8th/1.01
1988	Blocks, All Matches.....	4th/1.21
1989	Blocks, All Matches.....	1st/1.40
	Att. Pct., All Matches.....	4th/330
	Kills, All Matches.....	10th/2.90
	Aces, All Matches.....	6th/3.31

## Amber Sutherland

2005	Kills, All Matches.....	6th/3.86
	Kills, Conf. Matches.....	9th/3.63
	Digs, All Matches.....	15th/2.66
	Digs, Conf. Matches.....	13th/2.62
	Points, All Matches.....	12th/4.19
2006	Kills, All Matches.....	4th/4.18
	Kills, Conf. Matches.....	3rd/4.32
	Points, All Matches.....	6th/4.74
	Points, Conf. Matches.....	6th/4.87

## Heather Sweeney

1992	Att. Pct., All Matches.....	8th/273
------	-----------------------------	---------

## Alyssa Valentine

2010	Assists, All Matches.....	9th/8.62
	Assists, Conf. Matches.....	9th/8.63
2011	Assists, All Matches.....	9th/9.62
	Assists, Conf. Matches.....	9th/9.41

## Wendy Van Wyhe

1989	Att. Pct., All Matches.....	9th/244
1990	Att. Pct., All Matches.....	6th/294
	Blocks, All Matches.....	3rd/1.13
1991	Att. Pct., All Matches.....	2nd/350
	Blocks, All Matches.....	9th/89

## Nicole Vranesh

1990	Assists, All Matches.....	8th/6.00
1991	Assists, All Matches.....	1st/13.67
	Digs, All Matches.....	9th/2.79
1992	Assists, All Matches.....	1st/12.36
	Digs, All Matches.....	4th/2.86
1993	Assists, All Matches.....	1st/13.49
	Digs, All Matches.....	6th/3.26

## Rachel Wacholder

1993	Att. Pct., All Matches.....	10th/246
1994	Kills, All Matches.....	6th/3.57
	Kills, Conf. Matches.....	5th/3.78
	Aces, All Matches.....	2nd/4.43
	Aces, Conf. Matches.....	1st/60
	Digs, All Matches.....	4th/3.06
	Digs, Conf. Matches.....	4th/3.08
1995	Kills, All Matches.....	3rd/4.19
	Kills, Conf. Matches.....	3rd/4.38
	Aces, All Matches.....	3rd/3.36
	Aces, Conf. Matches.....	9th/31
	Digs, All Matches.....	2nd/3.73
	Digs, Conf. Matches.....	4th/3.27
1996	Kills, All Matches.....	5th/4.43
	Kills, Conf. Matches.....	3rd/4.75
	Aces, All Matches.....	9th/35
	Aces, Conf. Matches.....	10th/29
	Digs, All Matches.....	7th/3.21
	Digs, Conf. Matches.....	4th/3.26

## Callie Webster

2007	Digs, All Matches.....	5th/4.28
	Digs, Conf. Matches.....	4th/4.35
2008	Digs, All Matches.....	7th/3.98
	Digs, Conf. Matches.....	4th/4.17

## Leah Williams

1994	Att. Pct., All Matches.....	4th/311
	Att. Pct., Conf. Matches.....	4th/356
	Digs, All Matches.....	9th/2.77
	Digs, Conf. Matches.....	7th/2.78
	Blocks, All Matches.....	2nd/1.25
	Blocks, Conf. Matches.....	2nd/1.17
1995	Att. Pct., All Matches.....	5th/346
	Att. Pct., Conf. Matches.....	3rd/333
	Aces, All Matches.....	8th/32
	Blocks, All Matches.....	1st/1.64
	Blocks, Conf. Matches.....	2nd/1.47

## Staci Wolfe

1991	Aces, All Matches.....	1st/49
1992	Aces, All Matches.....	2nd/46
1993	Aces, All Matches.....	1st/53
	Kills, All matches.....	5th/3.80
	Digs, All Matches.....	5th/3.29

## Shelly Wolfe

1995	Assists, All Matches.....	4th/10.43
	Assists, Conf. Matches.....	6th/9.66
	Aces, Conf. Matches.....	4th/36

## Katie Zabransky

1991	Att. Pct., All Matches.....	3rd/296
	Blocks, All Matches.....	5th/1.07

## Austin Zimmerman

2006	Att. Pct., All Matches.....	9th/320
	Att. Pct., Conf. Matches.....	3rd/344

## Janine Zumerchik

1992	Att. Pct., All Matches.....	4th/321
1993	Kills, All Matches.....	6th/3.50
	Att. Pct., All Matches.....	6th/309
1994	Att. Pct., All Matches.....	6th/285
	Att. Pct., Conf. Matches.....	3rd/402
	Kills, All Matches.....	10th/2.90
	Kills, Conf. Matches.....	10th/2.97

## Buffs In The NCAA

(Top 10 from 1988-1991, Top 20 from 1992-97, Top 30 from 1998-2005, Top 50 from 2006-present)

## Team NCAA Stat Champions

1998	Assists Per Game.....	17.67
	Kills Per Game.....	19.01

## Individual NCAA Stat Champions

## Nicole Vranesh

1991	Assists Per Game.....	13.67
------	-----------------------	-------

## Team NCAA Stat Leaders

1991	Kills Per Game.....	6th/16.66
	Assists Per Game.....	8th/14.74
1992	Kills Per Game.....	19th/15.59
1993	Kills Per Game.....	2nd/17.47
	Assists Per Game.....	7th/14.87
1994	Kills Per Game.....	6th/16.35
	Assists Per Game.....	8th/14.65
1996	Kills Per Game.....	2nd/18.53
	Assists Per Game.....	2nd/16.76
1997	Kills Per Game.....	3rd/17.72
	Assists Per Game.....	3rd/16.16
1998	Kills Per Game.....	1st/19.01
	Assists Per Game.....	1st/17.67
1999	Kills Per Game.....	2nd/18.03
	Assists Per Game.....	2nd/16.41
2000	Kills Per Game.....	5th/17.95
	Assists Per Game.....	17th/15.72
	Blocks Per Game.....	23rd/2.96
2001	Assists Per Game.....	7th/15.70
	Kills Per Game.....	14th/16.79
	Blocks Per Game.....	30th/2.79
2005	Att. Pct.....	26th/262
	Assists Per Game.....	31st/14.85
2006	Assists Per Game.....	44th/14.71
2014	Kills Per Game.....	40th/13.80
2015	Blocks Per Game.....	40th/2.50
2017	Attack Pct.....	44th/248

## Individual NCAA Stat Leaders

## Alexis Austin

2015	Kills Per Game.....	47th/4.05
	Points Per Game.....	46th/4.56

## Meghan Barkman

2000	Blocks Per Game.....	13th/1.57
2001	Blocks Per Game.....	27th/1.41

## Lara Bossow

2005	Att. Pct.....	17th/369
------	---------------	----------

## Kelly Campbell

1996	Assists Per Game.....	3rd/14.75
1997	Assists Per Game.....	4th/14.25
1998	Assists Per Game.....	4th/14.69
1999	Assists Per Game.....	7th/14.14

## Brynna DeLuzio

2017	Assists Per Game.....	30th/11.02
------	-----------------------	------------

## Elizabeth Gower

2000	Assists Per Game.....	29th/13.20
------	-----------------------	------------

## Allie Griffin

2005	Kills Per Game.....	32nd/4.58
------	---------------------	-----------

## Ashley Nu'u

2005	Assists Per Game.....	17th/13.16
------	-----------------------	------------

## Taylor Simpson

2014	Kills Per Game.....	11th/4.65
	Points Per Game.....	15th/5.18

## Alexa Smith

2017	Kills Per Game.....	50th/3.97
------	---------------------	-----------

## Nicole Vranesh

1991	Assists Per Game.....	1st/13.67
1992	Assists Per Game.....	16th/12.36
1993	Assists Per Game.....	4th/13.49

## Leah Williams

2001	Blocks Per Game.....	27th/1.41
------	----------------------	-----------

# TOURNAMENT RECORDS



## NCAA Tournament Records

### CAREER SERVICE

<b>Matches Played</b>	Alison Koepke, 1994-97 .....	8
	Sarah Lodge, 1995-98 .....	8
	Tegan Lynch, 1995-98 .....	8
	Courtney Owens, 1995-98 .....	8
	Kelly Campbell, 1996-99 .....	8
<b>Matches Started</b>	Alison Koepke, 1994-97 .....	8
	Sarah Lodge, 1995-98 .....	8
	Tegan Lynch, 1995-98 .....	8
	Kelly Campbell, 1996-99 .....	8
<b>Games Played</b>	Alison Koepke, 1994-97 .....	28

### MOST POINTS

<b>Career</b>	Karrie Downey, 1991-94 .....	142.0
<b>Season</b>	Taylor Simpson, 2014 .....	56.5
<b>3-Game Match</b>	Leah Williams vs. Northern Iowa, 11/29/95 .....	25.0
<b>4-Game Match</b>	Karrie Downey vs. Northern Iowa, 12/4/94 .....	29.5
<b>5-Game Match</b>	Karrie Downey vs. Penn State, 12/7/91 .....	37.5

### MOST KILLS

<b>Career</b>	Karrie Downey, 1991-94 .....	123
<b>Season</b>	Karrie Downey, 1993 .....	53
	Taylor Simpson, 2014 .....	53
<b>3-Game Match</b>	Karrie Downey vs. Illinois, 12/5/93 .....	19
	Leah Williams vs. Northern Iowa, 11/29/95 .....	19
<b>4-Game Match</b>	Sonja Russell vs. Georgia Tech, 12/1/00 .....	26
<b>5-Game Match</b>	Karrie Downey vs. Penn State, 12/7/91 .....	34
	Karrie Downey vs. Penn State, 12/9/93 .....	34

### MOST ATTACKS

<b>Career</b>	Karrie Downey, 1991-94 .....	307
<b>Season</b>	Karrie Downey, 1993 .....	119
<b>3-Game Match</b>	Rachel Wacholder vs. Northern Iowa, 11/29/95 .....	52
<b>4-Game Match</b>	Karrie Downey vs. Northern Iowa, 12/4/94 .....	62
<b>5-Game Match</b>	Karrie Downey vs. Penn State, 12/9/93 .....	85

### MOST ASSISTS

<b>Career</b>	Kelly Campbell, 1996-99 .....	383
<b>Season</b>	Nicole Vranesh, 1993 .....	140
<b>3-Game Match</b>	Kelly Campbell @ Hawai'i, 12/8/96 .....	55
<b>4-Game Match</b>	Kelly Campbell vs. Oral Roberts, 12/4/96 .....	74
<b>5-Game Match</b>	Nicole Vranesh vs. Penn State, 12/9/93 .....	87

### MOST SERVICE ACES

<b>Career</b>	Sarah Lodge, 1995-98 .....	8
<b>Season</b>	Mallori Gibson, 2006 .....	6
	Kelsey English, 2013 .....	6
<b>3-Game Match</b>	Sarah Lodge @ Hawai'i, 12/8/96 .....	4
	Mallori Gibson vs. New Mexico State, 11/30/06 .....	4
<b>4-Game Match</b>	Kelsey English vs. Iowa State, 12/6/13 .....	6
<b>5-Game Match</b>	Nicole Vranesh vs. Penn State, 12/7/91 .....	2
	Nicole Vranesh vs. Penn State, 12/9/93 .....	2
	Shana Bowen vs. Oral Roberts, 12/7/97 .....	2
	Monique Gerlach @ Colorado State, 12/2/00 .....	2
	Anna Pfefferle @ Colorado State, 12/6/14 .....	2

### MOST DIGS

<b>Career</b>	Karrie Downey, 1991-94 .....	94
<b>Season</b>	Kristen Karlik, 2006 .....	41
<b>3-Game Match</b>	Shelly Wolfe vs. Northern Iowa, 11/29/95 .....	16
<b>4-Game Match</b>	Tegan Lynch vs. Oral Roberts, 12/4/96 .....	26
	Kristen Karlik vs. Washington, 12/1/06 .....	26
<b>5-Game Match</b>	Karrie Downey vs. Penn State, 12/9/93 .....	24

### MOST TOTAL BLOCKS

<b>Career</b>	Alison Koepke, 1994-97 .....	34
<b>Season</b>	Alison Koepke, 1997 .....	17
<b>3-Game Match</b>	Kristin Engelking vs. San Jose State, 12/4/98 .....	9
<b>4-Game Match</b>	Austin Zimmerman vs. Washington, 12/1/06 .....	10
	Anna Pfefferle @ Colorado State, 12/6/14 .....	10
<b>5-Game Match</b>	Alison Koepke vs. Oral Roberts, 12/7/97 .....	13

## Colorado Invitational Records

### CAREER SERVICE

<b>Matches Played</b>	Karrie Downey, 1991-94 .....	18
	Staci Wolfe, 1991-94 .....	18
	Janine Zumerchik, 1991-94 .....	18
<b>Matches Started</b>	Karrie Downey, 1991-94 .....	18
<b>Games Played</b>	Karrie Downey, 1991-94 .....	62

### MOST POINTS

<b>Career</b>	Karrie Downey, 1991-94 .....	295.5
<b>Season</b>	Staci Wolfe, 1994 .....	120.0
<b>3-Game Match</b>	Kim Taskey vs. Central Florida, 9/1/00 .....	21.5
<b>4-Game Match</b>	Staci Wolfe vs. Texas A&M, 9/18/94 .....	32.0
<b>5-Game Match</b>	Rachel Wacholder vs. Georgia Tech, 9/3/95 .....	30.5

### MOST KILLS

<b>Career</b>	Karrie Downey, 1991-94 .....	247
<b>Season</b>	Staci Wolfe, 1994 .....	111
<b>3-Game Match</b>	Kim Taskey vs. Central Florida, 9/1/00 .....	21
<b>4-Game Match</b>	Staci Wolfe vs. Texas A&M, 9/18/94 .....	31
<b>5-Game Match</b>	Rachel Wacholder vs. Georgia Tech, 9/3/95 .....	29

### MOST ATTACKS

<b>Career</b>	Karrie Downey, 1991-94 .....	640
<b>Season</b>	Karrie Downey, 1994 .....	292
<b>3-Game Match</b>	Sonja Russell vs. Central Florida, 9/1/00 .....	60
<b>4-Game Match</b>	Staci Wolfe vs. Texas A&M, 9/18/94 .....	73
<b>5-Game Match</b>	Rachel Wacholder vs. Georgia Tech, 9/3/95 .....	72

### MOST ASSISTS

<b>Career</b>	Jennifer Sherlock, 1987-90 .....	516
<b>Season</b>	Nicole Vranesh, 1993 .....	252
<b>3-Game Match</b>	Elizabeth Gower vs. Central Florida, 9/1/00 .....	55
<b>4-Game Match</b>	Jennifer Anderson vs. Washington, 9/1/94 .....	62
<b>5-Game Match</b>	Kelly Campbell vs. Stanford, 9/12/98 .....	74

### MOST SERVICE ACES

<b>Career</b>	Rachel Wacholder, 1993-96 .....	26
<b>Season</b>	Karrie Downey, 1993 .....	11
<b>3-Game Match</b>	Stephanie Salgado vs. South Carolina, 9/15/89 .....	4
	Karrie Downey vs. Oregon, 9/4/92 .....	4
	Rachel Wacholder vs. Tennessee, 9/2/93 .....	4
	Rachel Wacholder vs. Bowling Green, 9/4/93 .....	4
	Rachel Wacholder vs. Texas-Arlington, 8/30/96 .....	4
	Callie Webster vs. UNC-Wilmington, 8/31/07 .....	4
<b>4-Game Match</b>	Rachel Wacholder vs. Ohio State, 9/1/95 .....	4
<b>5-Game Match</b>	Melissa Schutz vs. Georgia Tech, 9/3/95 .....	4
	Leah Williams vs. Georgia Tech, 9/3/95 .....	4

### MOST DIGS

<b>Career</b>	Karrie Downey, 1991-94 .....	252
<b>Season</b>	Karrie Downey, 1994 .....	111
<b>3-Game Match</b>	Kristen Karlik, 2006 .....	21
<b>4-Game Match</b>	Karrie Downey vs. Texas A&M, 9/18/94 .....	27
<b>5-Game Match</b>	Rachel Wacholder vs. Georgia Tech, 9/3/95 .....	34

### MOST TOTAL BLOCKS

<b>Career</b>	Lisa Soulliere, 1987-89 .....	50
<b>Season</b>	Leah Williams, 1995 .....	22
<b>3-Game Match</b>	Meghan Barkman vs. Central Florida, 9/1/00 .....	9
<b>4-Game Match</b>	Wendy Van Wyhe vs. Indiana, 9/16/89 .....	11
<b>5-Game Match</b>	Leah Williams vs. Georgia Tech, 9/3/95 .....	10
	Meghan Barkman vs. Santa Clara, 9/3/00 .....	10





# CU EVENTS CENTER

## Team Records

### MOST POINTS – NON-RALLY SCORING (1986-2000)

Season	1994	812
3-Game Match	vs. Texas Tech, 10/6/99	49
4-Game Match	vs. Oklahoma, 10/11/96	60
	vs. Michigan State, 9/16/94	60
	vs. Michigan, 9/18/93	60
5-Game Match	vs. Wyoming, 9/22/90	74

### MOST POINTS – RALLY SCORING (2001-present)

Season	2006	1,232.5
3-Game Match	vs. Texas, 10/10/01	95
4-Game Match	vs. Iowa State, 9/27/03	122
5-Game Match	vs. Kansas State, 11/1/06	135

### Most Kills

Season (15 pt)	1996	1,125
Season (25 pt)	2015	952
Season (30 pt)	2006	994
3-Game Match	vs. Texas Tech, 10/6/99	91
4-Game Match	vs. Texas Tech, 11/13/98	95
	vs. Oral Roberts, 12/4/96	95
5-Game Match	vs. Texas, 11/28/97	107

### MOST ATTACKS

Season (15 pt)	1996	2,800
Season (25 pt)	2015	2,389
Season (30 pt)	2006	2,405
3-Game Match	vs. Nebraska, 10/9/96	195
4-Game Match	vs. Kansas State, 11/7/98	254
5-Game Match	vs. Texas, 11/20/99	273
	vs. Texas, 10/17/98	273
	vs. Wyoming, 9/22/90	273

### BEST ATTACK PCT.

Season (15 pt)	1995	376
Season (25 pt)	2014	265
Season (30 pt)	2005	264
3-Game Match	vs. UNC-Wilmington, 8/31/07	534
4-Game Match	vs. Denver, 9/1/04	402
5-Game Match	vs. Oregon State, 10/30/15	410

### MOST ASSISTS

Season (15 pt)	1998	1,108
Season (25 pt)	2015	887
Season (30 pt)	2006	994
3-Game Match	vs. Oklahoma, 10/31/97	82
4-Game Match	vs. Texas Tech, 11/13/98	86
	vs. Oral Roberts, 12/4/96	86
5-Game Match	vs. Texas, 10/17/98	103

### MOST ACES

Season (15 pt)	1988	108
Season (25 pt)	2014	78
Season (30 pt)	2006	86
3-Game Match	10 times (last vs. UNC-Wilmington, 8/31/07)	11
4-Game Match	vs. George Mason, 9/20/15	13
5-Game Match	vs. Georgia Tech, 9/3/95	14

### MOST DIGS

Season (15 pt)	1996	1,092
Season (25 pt)	2014	914
Season (30 pt)	2006	892
3-Game Match	vs. Texas A&M, 11/1/00	81
4-Game Match	vs. Kansas, 11/15/91	112
5-Game Match	vs. Wyoming, 9/22/90	155

### MOST TOTAL BLOCKS

Season (15 pt)	1988	170.5
Season (25 pt)	2014	185.5
Season (30 pt)	2004	166
3-Game Match	vs. Colorado State, 10/19/94	18
4-Game Match	vs. Ohio State, 9/1/95	22
5-Game Match	vs. Iowa State, 10/13/07	26

## Individual Records

### CAREER SERVICE

Matches Played	Anna Pfefferle, 2014-17	62
Matches Started	Kelly Campbell, 1996-99	61
	Anna Pfefferle, 2014-17	61
Games Played	Anna Pfefferle, 2014-17	243

### MOST POINTS

Career	Sarah Lodge, 1995-98	935.5
Season	Rachel Wacholder, 1996	317.5
3-Game Match	Sonja Russell vs. Texas A&M, 11/1/00	26.5
4-Game Match	Karrie Downey vs. Kansas, 11/15/91	35.0
5-Game Match	Sarah Lodge vs. Texas, 11/28/97	40.5

### MOST KILLS

Career	Sarah Lodge, 1995-98	826
Season	Alexis Austin, 2015	278
3-Game Match	Rachel Wacholder vs. Baylor, 11/22/96	24
	Sonja Russell vs. Texas A&M, 11/1/00	24
4-Game Match	Staci Wolfe vs. Texas A&M, 9/18/94	31
5-Game Match	Sarah Lodge vs. Texas, 11/28/97	40

### MOST ATTACKS

Career	Rachel Wacholder, 1993-96	2,032
Season	Karrie Downey, 1994	703
3-Game Match	Rachel Wacholder vs. Colorado State, 10/19/94	61
4-Game Match	Staci Wolfe vs. Texas A&M, 9/18/94	73
5-Game Match	Rachel Wacholder vs. Iowa State, 11/11/95	77

### MOST ASSISTS

Career	Kelly Campbell, 1996-99	3,252
Season	Kelly Campbell, 1996	884
3-Game Match	Kelly Campbell vs. Oklahoma, 10/31/97	75
	Kelly Campbell vs. Texas Tech, 10/6/99	75
4-Game Match	Kelly Campbell vs. Oral Roberts, 12/4/96	74
5-Game Match	Kelly Campbell vs. Texas, 11/28/97	88

### MOST SERVICE ACES

Career	Rachel Wacholder, 1993-96	79
Season	Jennifer Sherlock, 1988	27
3-Game Match	Karrie Downey vs. Iowa State, 10/16/93	6
4-Game Match	Jennifer Sherlock vs. Kansas, 11/7/87	5
	Staci Wolfe vs. Colorado State, 11/5/91	5
	Rachel Wacholder vs. Colorado State, 10/4/95	5
	Gabby Simpson vs. George Mason, 9/20/15	5
5-Game Match	Tina Murray vs. Oklahoma, 9/17/87	4
	Karrie Downey vs. Wyoming, 9/29/92	4
	Melissa Schutz vs. Georgia Tech, 9/3/95	4
	Leah Williams vs. Georgia Tech, 9/3/95	4
	Elizabeth Gower vs. Baylor, 9/25/99	4
	Megan Beckwith vs. WSU, 11/18/11	4
	Brynna DeLuzio vs. OSU, 9/29/17	4

### MOST DIGS

Career	Cierra Simpson, 2013-16	928
Season	Cierra Simpson, 2015	301
3-Game Match	Karrie Downey vs. Colorado State, 10/19/94	22
4-Game Match	Cierra Simpson vs. California, 10/16/15	31
5-Game Match	Rachel Wacholder vs. Georgia Tech, 9/3/95	34

### MOST TOTAL BLOCKS

Career	Anna Pfefferle, 2014-17	239
Season	Naghede Abu, 2015	87
3-Game Match	Kathleen Bunce vs. Air Force, 9/19/96	11
	Lara Bossow vs. Kansas State, 9/15/04	11
4-Game Match	Lisa Soulliere vs. Northern Arizona, 9/2/88	12
	Lisa Soulliere vs. Tennessee, 10/29/88	12
5-Game Match	Alison Koepke vs. Oral Roberts, 12/7/97	13

(6-18 • 0-5 vs. Big Eight Opponents • 3-4 Home • 2-8 Away • 1-6 Neutral)

## -----Team Statistical Totals-----

## -----Individual Statistical

## Leaders-----

Date	Opponent	H/A	W/L	Score	K	Att%	Ast	SA	Dig	TB	Kills	Digs	Blocks	Assists
9/4	* Iowa State	H	L	1-15, 5-15, 7-15	6	-.310	6	4	58	2.0	A.H./A.S. (2)	Bollinger (20)	Gira (1)	Gillette (6)
9/10	Montana State	H	L	5-15, 4-15, 10-15	20	.111	13	1	27	6.0	M.B./A.S. (6)	Stearns (6)	Smith (4)	Stearns (11)
9/12	^ New Mexico	A	L	2-15, 3-15, 4-15	10	-.185	9	1	12	15.0	Hulstrom (4)	AH/SG/AS (3)	Hulstrom (7)	Gillette (7)
9/13	^ Montana State	N	L	10-15, 9-15, 6-15	19	.000	15	8	28	6.0	Bollinger (8)	Gillette (9)	KE/SG/AH/AS (2)	Gillette (13)
9/13	^ Rhode Island	N	L	2-15, 9-15, 9-15	13	-.063	50	0	14	8.0	MB/KE/AH (3)	KE/SG (3)	Hulstrom (4)	Gillette (4)
9/16	Denver	A	L	8-15, 15-13, 16-18, 4-15	42	.064	31	12	70	7.0	Smith (10)	MB/SG (14)	Eddy (5)	Gillette (26)
9/21	Nevada-Reno	H	L	4-15, 6-15, 3-15	15	.027	11	2	55	7.0	Smith (6)	Gira (11)	Hulstrom (6)	Gillette (11)
10/1	UCCS	A	W	15-5, 15-10, 17-15	Information not available for this match.									
10/4	Western State	A	W	15-9, 15-5, 8-15, 15-13	44	.277	35	2	34	9.0	Smith (14)	Smith (10)	Hulstrom (4)	Gillette (31)
10/9	Fort Lewis	A	L	5-15, 15-8, 11-15, 3-15	Information not available for this match.									
10/9	Western State	N	W	15-5, 15-7, 12-15, 8-15, 15-7	Information not available for this match.									
10/11	Colo.-Mines	H	W	12-15, 15-7, 15-12, 14-16, 15-5	60	.134	50	2	174	23.0	Bollinger (15)	Gillette (39)	Hulstrom (14)	Gillette (40)
10/17	* Iowa State	A	L	2-15, 6-15, 1-15	12	.061	12	4	12	2.0	Bollinger (4)	SG/KG (3)	Hulstrom (2)	Gillette (9)
10/19	*+Missouri	N	L	12-15, 5-15, 10-15	34	.325	26	10	18	5.0	Smith (10)	Gillette (7)	Eddy (3)	Gillette (23)
10/23	* Kansas	A	L	3-15, 5-15, 5-15	21	.161	16	3	5	3.0	Smith (6)	Gillette (10)	KE/SG/AH (1)	Gillette (16)
10/24	%Tulsa	N	L	14-16, 15-17, 8-15	26	.163	21	6	9	7.0	Bollinger (8)	Gillette (8)	Eddy (4)	Gillette (20)
10/25	%Kansas State	N	L	5-15, 5-15, 1-15	6	-.192	8	1	4	4.0	Smith (3)	Bollinger (6)	Eddy (3)	Gillette (5)
10/25	%Wichita State	A	L	6-15, 5-15, 12-15	26	.065	17	6	4	7.0	Smith (9)	Gillette (13)	Eddy (5)	Gillette (15)
10/29	UCCS	H	W	6-15, 15-5, 14-16, 16-14, 16-14	58	.126	33	2	6	32.0	Smith (22)	Stearns (30)	Hulstrom (13)	Stearns (31)
11/5	Denver	H	W	16-14, 15-1, 15-3	33	.279	17	0	0	21.0	Gillette (10)	Stearns (19)	Hulstrom (13)	Stearns (13)
11/7	Oral Roberts	A	L	11-15, 6-15, 9-15	26	.271	23	7	13	2.0	Gillette (9)	Bollinger (10)	MB/AH (1)	Stearns (16)
11/8	* Oklahoma	A	L	6-15, 13-15, 6-15	13	.135	9	11	15	4.0	Smith (4)	Gillette (5)	MG/KG/AH/AS (1)	Gillette (4)
11/13	Utah State	H	L	9-15, 15-11, 7-15, 4-15	28	.066	27	3	2	29.0	Smith (7)	Stearns (16)	Hulstrom (18)	Stearns (18)
11/21	& Oklahoma	N	L	10-15, 0-15, 5-15	22	.143	21	6	15	0.0	Smith (7)	Bollinger (5)	no blocks	Gillette (15)

\* – Big Eight Conference Match; ^ – New Mexico Lobo Invitational, Albuquerque, N.M.; + – Match Played In Ames, Iowa; % – Wichita State Tournament, Wichita, Kan.; & – Big Eight Conference Tournament, Kansas City, Mo.; All Home Games Played At Balch Fieldhouse.

## Team Statistics

Player	MP-MS	GP	K	E	TA	Pct.	Ast.	SA	SE	RE	Dig	BS	BA	TB	BE
Bollinger	23-23	79	128	101	531	.051	5	21	64	52	204	13	15	28	8
Capra	22-0	47	0	1	3	-.333	1	4	10	3	45	0	0	0	0
Deluzio	13-4	33	21	13	83	.096	1	4	13	10	26	0	3	3	4
Eddy	17-17	56	55	35	155	.129	8	0	5	5	32	23	21	44	14
Gillette	23-23	79	91	46	291	.155	343	20	35	9	207	13	28	41	13
Gira	23-18	71	59	52	234	.030	14	13	42	26	135	15	17	32	14
Hulstrom	23-23	79	101	44	279	.204	14	12	44	8	98	66	42	108	25
Smith	23-23	79	160	132	605	.046	6	14	41	67	169	17	19	36	9
Stearns	21-7	70	11	6	38	.132	101	23	33	5	144	2	8	10	3
TOTALS	24	79	626	430	2219	.088	493	111	287	185	1060	149	153	225	90

## Team Roster

No.	Name	Pos.	Ht.	Yr.	Hometown (High School / College)
1	Susan Gillette	S	5-7	So.	Northglenn, Colo. (Northglenn/Idaho)
2	Meghan Capra	DS	5-3	So.	Denver, Colo. (Marycrest)
3	Kelly Eddy	MB	5-11	Fr.	Golden, Colo. (Longmont)
4	Lucy Stearns	S	5-8	Fr.	Littleton, Colo. (Arapahoe)
5	Kristine Gira	LS	5-9	Fr.	Littleton, Colo. (Heritage)
7	Denise Deluzio	RS	5-11	So.	Arvada, Colo. (Pomona)
10	Melissa Bollinger	LS	5-11	Fr.	Luverne, Minn. (Luverne)
11	*Lisa Soulliere	MB	6-1	Jr.	Littleton, Colo. (Columbine/Nebraska)
12	Amy Hulstrom	MB	6-0	So.	Broomfield, Colo. (Northglenn)
13	Andi Smith	LS	5-11	Fr.	Sterling, Colo. (Sterling)
15	*Susan Magda	LS	5-10	Jr.	Arvada, Colo. (Arvada/Hastings)

\*—Spent the season as a redshirt.

HEAD COACH: Brad Saindon (Arizona State '76, Oklahoma '84)

ASSISTANT COACH: Jim Miret (Denver '81)

## 1986 Milestones

- ✓ **April 26** – CU adds women's volleyball as a sport and hires Brad Saindon as head coach.
- ✓ **Sept. 4** – The Buffs fall to Iowa State at the Balch Fieldhouse in the first match in CU history. The Cyclones took just 26 minutes to dismantle the young Buffs.
- ✓ **Oct. 1**—CU records its first victory, a 3-0 win at CU-Colorado Springs in the program's eighth match.
- ✓ **Oct. 11**—CU records its second two-match win streak with a win over Colorado School of Mines at Balch, this is also the first home win in program history.
- ✓ **SEASON**—The Buffs, composed entirely of walk-on's, manage a 6-18 record in what was essentially an exhibition season.
- ✓ **SEASON**—The Buffs are led by Melissa Bollinger, Susan Gillette, Amy Hulstrom and Andi Smith, who all played in all 79 games this season.
- ✓ **SEASON**—The roster has only two upperclassmen on it, Lisa Soulliere and Susan Magda, who were both transfers and had to redshirt. Of those who played, five were freshmen and four were sophomores.





# 1987

(9-20 • 3-9 Big Eight (1-5th) • 4-9 Home • 3-9 Away • 2-2 Neutral)

					-----Team Statistical Totals-----							-----Individual Statistical Leaders-----			
Date	Opponent	H/A	W/L	Score	K	Att%	Ast	SA	Dig	TB	Kills	Digs	Blocks	Assists	
9/2	at Colo. St. (10)	A	L	5-15, 3-15, 3-15	18	-.027	12	0	14	3	WC/TM (5)	Murray (6)	JS/SS (2)	Sherlock (9)	
9/6	Stanford (4)	H	L	4-15, 5-15, 3-15	20	.056	16	1	23	11	Magda (6)	Murray (12)	SS/LS (5)	Sherlock (16)	
9/11	# ~Michigan State	H	W	15-7, 15-10, 15-9	37	.181	28	1	44	8	Murray (10)	Murray (11)	Soulliere (4)	Sherlock (27)	
9/11	# ~Louisville	H	W	15-3, 15-7, 13-15, 15-13	54	.218	45	8	52	6	WC/SM (12)	Murray (19)	Hulstrom (3)	Sherlock (38)	
9/12	# ~N. Iowa	H	L	1-15, 10-15, 4-15	26	.017	24	3	25	9	Murray (9)	Murray (12)	Salgado (6)	Sherlock (23)	
9/17	* Oklahoma	H	L	3-15, 7-15, 15-11, 16-14, 10-15	44	.051	36	10	60	9	TM/LS (10)	Murray (19)	Soulliere (6)	Sherlock (32)	
9/18	^ George Wash.	N	W	12-15, 9-15, 15-8, 15-4, 17-15	56	.170	49	12	63	10	Murray (19)	Murray (17)	Soulliere (7)	Sherlock (46)	
9/19	^ Minnesota (RV)	N	L	1-15, 14-16, 9-15	27	.057	26	5	28	8	Murray (7)	Sherlock (9)	Callahan (5)	Sherlock (23)	
9/19	^ at Wyoming	A	L	7-15, 10-15, 10-15	39	.168	35	2	34	3	Murray (11)	Murray (10)	Salgado (2)	Sherlock (34)	
9/25	Illinois State	H	L	12-15, 10-15, 7-15	31	.055	27	4	33	6	Murray (10)	Murray (8)	WC/SS (3)	Sherlock (26)	
9/30	Wyoming	H	L	5-15, 12-15, 4-15	27	.035	24	4	30	7	Salgado (8)	Murray (7)	Soulliere (4)	Sherlock (23)	
10/2	* Nebraska (4)	H	L	4-15, 5-15, 11-15	32	.119	24	4	28	4	Murray (8)	Murray (10)	Soulliere (3)	Sherlock (24)	
10/3	at Regis	A	W	16-14, 8-15, 15-13, 15-8	58	.161	43	13	64	10	Murray (15)	Sherlock (15)	Soulliere (6)	Sherlock (42)	
10/10	* Kansas State	H	L	6-15, 13-15, 10-15	26	.057	23	7	45	8	Murray (8)	Murray (15)	SS/LS (4)	Sherlock (22)	
10/15	* at Oklahoma	A	L	0-15, 1-15, 16-14, 7-15	23	-.087	21	5	29	6	Magda (9)	Murray (7)	Soulliere (4)	Sherlock (21)	
10/16	* at Kansas State	A	L	9-15, 9-15, 15-11, 9-15	35	.130	31	9	53	8	Murray (12)	KB/WC/LS (9)	SS/LS (4)	Sherlock (26)	
10/17	* at Kansas	A	L	15-9, 7-15, 2-15, 7-15	41	.141	37	6	68	6	SM/TM (8)	Murray (15)	Soulliere (4)	Sherlock (34)	
10/24	* Iowa State	H	L	7-15, 13-15, 14-16	52	.162	41	2	40	5	Magda (15)	Sherlock (10)	WC/LS (2)	Sherlock (37)	
10/29	* at Nebraska (7)	A	L	6-15, 3-15, 5-15	23	.108	17	1	25	3	WC/TM (5)	Callahan (6)	Callahan (2)	Sherlock (16)	
10/30	* at Missouri	A	W	15-11, 15-10, 15-8	44	.283	41	7	48	5	Magda (12)	TM/JS (12)	Soulliere (2)	Sherlock (37)	
10/31	* at Iowa State	A	L	0-15, 13-15, 10-15	25	.158	22	7	51	7	KB/SS (5)	Callahan (9)	WC/SS (4)	Sherlock (18)	
11/3	Colorado St. (5)	H	L	15-10, 4-15, 9-15, 8-15	51	.248	42	11	35	6	Murray (13)	Murray (12)	Soulliere (4)	Sherlock (42)	
11/6	* Missouri	H	W	15-4, 15-6, 15-11	39	.253	34	8	31	7	Magda (13)	Gira (8)	Soulliere (5)	Sherlock (34)	
11/7	* Kansas	H	W	15-8, 13-15, 15-3, 15-11	49	.209	38	13	43	8	Murray (14)	Sherlock (9)	Soulliere (6)	Sherlock (33)	
11/12	at San Diego	A	W	1-15, 15-6, 12-15, 15-12, 15-7	61	.222	44	16	47	10	Magda (15)	Murray (12)	Soulliere (5)	Sherlock (40)	
11/13	at LBSU (18)	A	L	11-15, 6-15, 6-15	33	.149	31	6	13	7	Murray (10)	Salgado (4)	Soulliere (3)	Sherlock (27)	
11/14	at Cal-Irvine	A	L	10-15, 14-16, 8-15	43	.307	36	3	23	8	Callahan (10)	Murray (6)	Salgado (4)	Sherlock (35)	
11/20	& Iowa State	N	W	5-15, 12-15, 15-12, 15-9, 16-14	65	.180	51	13	52	12	Murray (20)	Sherlock (15)	WC/LS (5)	Sherlock (45)	
11/21	& Oklahoma	N	L	1-15, 3-15, 3-15	23	.063	21	0	21	4	KB/WC/TM/LS (4)	TM/JS/LS (4)	WC/LS (2)	Sherlock (20)	

\* - Big Eight Conference Match; # - Colorado Coors Invitational, Boulder, Colo.; ^ - Wyoming Invitational Volleyball Classic, Laramie, Wyo.; & - Big Eight Conference Tournament, Salina, Kan.; ~Match played at the Coors Events Center, all other home matches at Balch Fieldhouse.

## Team Statistics

Player	MP-MS	GP	K	E	TA	Pct.	Ast.	SA	SE	RE	Dig	BS	BA	TB	BE
Bruce	25-7	73	87	53	242	.140	10	18	16	55	79	1	6	7	4
Callahan	29-28	100	173	97	534	.142	14	14	41	1	161	16	45	61	18
Capra	15-0	37	0	0	4	.000	0	1	5	2	12	0	0	0	0
Gira	26-0	52	3	3	24	.000	4	0	5	2	50	0	2	2	0
Hulstrom	24-2	52	9	10	47	-.021	3	0	1	2	24	3	7	10	2
Magda	27-24	91	184	124	599	.100	4	12	37	82	106	3	12	15	5
Murray	29-29	101	270	150	878	.137	9	43	85	58	272	5	11	16	3
Salgado	28-24	93	121	91	395	.076	16	32	71	3	74	23	41	64	13
Sherlock	29-29	102	82	31	248	.206	850	37	44	1	197	3	28	31	7
Smith	7-0	11	6	8	38	-.053	0	0	4	5	10	1	0	1	0
Soulliere	29-29	102	166	64	404	.252	8	22	52	9	98	46	57	103	14
Zastrow	26-1	61	1	2	3	-.333	1	2	5	1	25	0	0	0	0
TOTALS	29	102	1102	633	3416	.137	919	181	366	221	1108	101	209	205	66

## Team Roster

No.	Name	Pos.	Ht.	Yr.	Hometown (High School / College)
2	Meghan Capra	DS	5-3	Jr.	Denver, Colo. (Marycrest)
3	Kristin Zastrow	DS	5-6	Fr.	Avon, Colo. (Battle Mountain)
4	Tina Murray	LS	5-7	Fr.	Calumet City, Ill. (Thornridge)
5	Kristine Gira	LS	5-10	So.	Littleton, Colo. (Heritage)
6	Wendy Callahan	LS	5-11	Jr.	Parker, Colo. (Ponderosa/Montana State)
7	*Daria DeRuiter	MB	6-1	Jr.	Gilcrest, Colo. (Valley/Colorado State)
9	Kellie Bruce	LS	6-0	Fr.	Fountain Valley, Calif. (Fountain Valley)
10	Jennifer Sherlock	S	5-9	Fr.	Flossmoor, Ill. (Homewood-Flossmore)
11	Lisa Soulliere	MB	6-1	So.	Littleton, Colo. (Columbia/Nebraska)
12	Amy Hulstrom	MB	6-0	Jr.	Broomfield, Colo. (Northglenn)
13	Andi Smith	LS	5-11	So.	Sterling, Colo. (Sterling)
15	Susan Magda	LS	5-10	Jr.	Arvada, Colo. (Arvada/Hastings)
16	Stephanie Salgado	RS	6-1	Fr.	Yucaipa, Calif. (Yucaipa)

\*-Spent the season as a redshirt.

HEAD COACH: Brad Saindon (Arizona State '76, Oklahoma '84)

ASSISTANT COACHES: Jim Miret (Denver '81); Liz Bitner (Northern Colorado '80)

## 1987 Milestones

- ✓ **Sept. 11**—CU hosts its first ever tournament, the Coors Invitational, and sweeps Michigan State in the first round. This was the Buffs first-ever win over a Division I opponent and just the second match played at the Coors Events Center.
- ✓ **Sept. 17**—As 1986 matches against Big Eight opponents didn't count as conference matches, the Buffs host Oklahoma and take them to five games at Balch Fieldhouse in the program's first Big Eight match.
- ✓ **Oct. 30**—Missouri becomes the first conference victim of the Buffs as CU swept the Tigers in Columbia.
- ✓ **Nov. 6**—The Buffs get their first-ever sweep of a conference opponent by sweeping Missouri in Boulder, this is also the Buffs first conference home victory.
- ✓ **Nov. 20**—CU defeats Iowa State in five games at the Big Eight Tournament in Salina, Kan., and wins the first post-season match in program history.
- ✓ **SEASON**—Playing in its first season with scholarship players, CU finishes tied for fifth in the Big Eight.
- ✓ **SEASON**—The Buffs are led in kills and digs by freshman Tina Murray, while Sophomore Lisa Soulliere leads the team in hitting percentage and blocks and freshman Jennifer Sherlock led in assists.

(22-13 • 8-4 Big Eight (3rd) • 11-4 Home • 6-7 Away • 5-2 Neutral)

Date	Opponent	H/A	W/L	Score	Rank	-----Team Statistical Totals-----							-----Individual Statistical Leaders-----			
						K	Att%	As	SA	Dig	TB	Kills	Digs	Blocks	Assists	
9/1	Southern Cal (11)	H	L	13-15, 13-15, 5-15	—	35	.080	28	6	26	8	Magda (9)	TM/JS (6)	WC/LS (3)	Sherlock (28)	
9/2	N. Arizona	H	W	15-10, 15-10, 12-15, 15-11	—	48	.163	34	9	60	19	Salgado (16)	Murray (18)	Soulliere (12)	Sherlock (33)	
9/7	at Colorado St. (10)	A	L	8-15, 20-18, 9-15, 10-15	—	59	.113	43	5	21	16	Magda (12)	Murray (7)	Sherlock (6)	Sherlock (42)	
9/9	^ Georgia	N	W	15-11, 15-9, 11-15, 15-11	—	57	.320	45	5	28	15	Salgado (12)	Sherlock (10)	Soulliere (7)	Sherlock (43)	
9/10	^ E.Michigan	N	W	15-6, 15-4, 15-12	—	38	.280	30	14	27	9	DD/SM (9)	Magda (7)	WC/SM (4)	Sherlock (27)	
9/10	^ at Indiana	A	L	12-15, 14-16, 12-15	—	42	.189	30	8	30	5	Magda (11)	TM/JS (7)	Sherlock (3)	Sherlock (29)	
9/16	# Mississippi	H	W	15-6, 15-6, 15-10	—	44	.238	32	4	41	12	Sherlock (9)	Murray (11)	Salgado (5)	Sherlock (27)	
9/16	# Wyoming (RV)	H	W	15-12, 15-6, 15-6	—	40	.313	31	8	39	8	Salgado (11)	Murray (11)	WC/SS/LS (3)	Sherlock (30)	
9/17	# Memphis State	H	W	15-12, 15-10, 15-2	—	50	.378	42	9	34	12	Magda (11)	Magda (12)	LS/TM (4)	Sherlock (41)	
9/17	# N. Mexico (RV)	H	L	15-6, 2-15, 15-11, 0-15, 7-15	—	70	.226	62	6	72	14	Salgado (15)	Soulliere (15)	Soulliere (7)	Sherlock (56)	
9/20	at Wyoming (RV)	A	W	15-7, 15-7, 15-4	—	42	.337	41	4	37	9	Magda (12)	Murray (17)	Soulliere (6)	Sherlock (39)	
9/23	@ at N. Mexico (RV)	A	L	15-9, 7-15, 4-15, 10-15	—	49	-.015	44	2	31	5	Salgado (16)	Salgado (6)	Salgado (4)	Sherlock (41)	
9/24	@ Houston	N	L	11-15, 6-15, 10-15	—	25	.022	21	3	36	7	Salgado (7)	TM/SS (7)	Salgado (4)	Sherlock (12)	
9/24	@ UTEP	N	W	15-3, 15-8, 15-4	—	48	.355	38	8	32	3	Magda (13)	Salgado (8)	WC/DD/JS (2)	Sherlock (29)	
9/29	* at Oklahoma (RV)	A	L	14-16, 15-8, 15-10, 12-15, 12-15	—	75	.242	58	14	66	16	Salgado (18)	Magda (18)	Sherlock (8)	Sherlock (55)	
10/1	* at Iowa State	A	W	15-5, 15-7, 15-13	—	48	.408	32	5	45	12	Magda (14)	Sherlock (10)	Soulliere (6)	Sherlock (30)	
10/7	* at Kansas State	A	W	15-7, 15-13, 15-7	—	55	.462	56	7	43	8	Magda (21)	Murray (14)	Soulliere (5)	Sherlock (50)	
10/8	* at Nebraska (8)	A	L	11-15, 9-15, 15-13, 7-15	—	65	.209	47	7	41	9	Magda (22)	Murray (10)	DD/JS (4)	Sherlock (43)	
10/13	* Oklahoma (16)	H	L	8-15, 16-14, 6-15, 10-15	—	68	.256	63	9	61	10	Magda (22)	Slagado (16)	Soulliere (4)	Sherlock (57)	
10/15	* Missouri	H	W	15-10, 15-9, 15-4	—	41	.322	34	8	25	8	Salgado (14)	Magda (8)	Soulliere (4)	Sherlock (32)	
10/17	+ Duke	N	W	15-4, 15-8, 15-8	—	39	.232	32	10	39	7	SM/SS (8)	Murray (13)	DD/TM/SS (2)	Sherlock (30)	
10/21	* at Kansas	A	W	16-14, 15-8, 17-15	—	54	.201	41	12	57	14	Salgado (14)	Murray (12)	Callahan (5)	Sherlock (36)	
10/22	* at Missouri	A	W	11-15, 15-4, 10-15, 15-3, 15-10	—	72	.262	55	10	78	11	Salgado (21)	Murray (22)	Soulliere (8)	Sherlock (50)	
10/28	Utah	H	W	15-7, 15-8, 15-7	—	38	.256	31	8	38	10	Salgado (13)	Murray (11)	DeRuiter (5)	Sherlock (27)	
10/29	Tennessee	H	W	15-5, 17-15, 12-15, 15-10	—	61	.262	46	12	58	16	SM/SS (12)	Murray (21)	Soulliere (12)	Sherlock (45)	
11/2	Colorado St. (RV)	H	W	19-17, 9-15, 4-15, 15-12, 15-11	—	85	.163	72	9	91	15	Magda (22)	Murray (21)	JS/LS (3)	Sherlock (66)	
11/4	* Kansas State	H	W	12-15, 15-4, 15-13, 15-8	—	69	.263	58	6	83	12	Magda (19)	Murray (26)	Soulliere (6)	Sherlock (56)	
11/5	* Kansas	H	W	15-3, 15-3, 15-4	—	44	.450	38	5	41	9	Soulliere (10)	Murray (11)	Callahan (3)	Sherlock (32)	
11/10	* Nebraska (5)	H	L	8-15, 1-15, 14-16	—	36	.118	37	4	35	8	Magda (13)	SM/JS (9)	Soulliere (3)	Sherlock (33)	
11/12	* Iowa State	H	W	15-9, 15-13, 15-11	—	45	.207	39	5	50	11	Magda (14)	SM/TM (15)	SS/LS (3)	Sherlock (36)	
11/18	at St. Mary's	A	W	15-8, 15-3, 15-8	—	38	.388	52	7	30	7	JS/SS (7)	Murray (8)	Salgado (4)	Sherlock (32)	
11/19	at San Francisco	A	L	12-15, 13-15, 9-15	—	36	.220	37	11	53	6	Magda (10)	Murray (15)	Salgado (3)	Sherlock (35)	
11/21	at Stanford (2)	A	L	12-15, 3-15, 8-15	—	25	.158	22	4	32	4	Magda (8)	Magda (12)	Soulliere (3)	Sherlock (20)	
11/25	& Oklahoma (13)	N	W	15-12, 15-5, 15-11	—	47	.327	41	6	39	9	Magda (14)	Murray (9)	Soulliere (4)	Sherlock (38)	
11/26	& Nebraska (5)	N	L	15-13, 10-15, 4-15, 7-15	—	67	.244	59	3	65	8	Magda (21)	Murray (17)	Salgado (6)	Sherlock (55)	

\* - Big Eight Conference Match; # - Colorado Coors Invitational, Boulder, Colo.; ^ - Indiana Hoosier Classic, Bloomington, Ind.; @ - New Mexico Domino's Pizza Classic, Albuquerque, N.M.; + - Match played in Denver, Colo.; & - Big Eight Conference Tournament, Salina, Kan.; All home matches played at Coors Events/Conference Center.

## Team Statistics

Player	MP-MS	GP	K	E	TA	Pct.	As	SA	SE	RE	Dig	BS	BA	TB	BE
Bossi	29-7	87	4	2	26	.077	18	0	3	0	79	1	0	1	0
Callahan	35-20	98	133	39	309	.304	7	10	20	0	82	21	42	63	7
Capra	17-0	27	0	0	2	.000	3	0	0	0	4	0	0	0	0
DeRuiter	35-17	92	147	49	311	.315	5	13	31	1	41	28	33	61	10
Elfstein	17-0	46	0	2	3	-.667	1	5	7	2	28	0	0	0	0
Magda	35-34	121	432	203	1098	.209	12	26	68	113	285	19	28	47	9
Murray	35-35	120	262	133	796	.162	11	47	68	56	393	11	22	33	2
Romero	33-1	89	4	5	18	-.056	0	3	5	2	43	1	1	2	0
Salgado	35-33	122	389	155	879	.266	41	55	97	2	192	27	59	86	12
Sherlock	35-35	122	160	44	399	.291	1335	65	56	1	277	19	58	77	15
Soulliere	35-35	118	230	78	565	.269	19	29	48	2	147	69	72	141	20
Zastrow	23-0	44	0	0	3	.000	1	0	3	0	13	0	0	0	0
TOTALS	35	122	1761	710	4409	.238	1453	253	406	179	1584	196	315	353	75

## Team Roster

No.	Name	Pos.	Ht.	Yr.	Hometown (High School / College)
1	Karen Bossi	S	5-8	Fr.	Arvada, Colo. (Arvada West)
2	Meghan Capra	DS	5-3	Sr.	Denver, Colo. (Marycrest)
3	Kristin Zastrow	DS	5-6	So.	Avon, Colo. (Battle Mountain)
4	Tina Murray	LS	5-7	So.	Calumet City, Ill. (Thornwood)
6	Wendy Callahan	LS	5-11	Sr.	Parker, Colo. (Ponderosa/Montana State)
7	Darla DeRuiter	MB	6-1	Sr.	Gilcrest, Colo. (Valley/Colorado State)
8	Katie Elfstein	LS	5-8	Fr.	Laguna Beach, Colo. (Laguna Beach)
9	*Wendy Van Wyhe	MB	6-1	Fr.	Chino, Calif. (Ontario Christian)
10	Jennifer Sherlock	S	5-9	So.	Flossmoor, Ill. (Homewood-Flossmoor)
11	Lisa Soulliere	MB	6-1	Jr.	Littleton, Colo. (Columbia/Nebraska)
15	Susan Magda	LS	5-8	Sr.	Arvada, Colo. (Arvada/Hastings)
16	Stephanie Salgado	RS	6-1	So.	Yucaipa, Calif. (Yucaipa)
17	Buffy Romero	LS/S	5-11	Fr.	Long Beach, Calif. (Long Beach Wilson)
—	*Diane Johnson	LS	5-11	Jr.	Los Altos, Calif. (Los Altos/Metro State)

\* - Spent the season as a redshirt.

HEAD COACH: Brad Saindon (Arizona State '76, Oklahoma '84)  
ASSISTANT COACH: Mike McLean (Pasadena City College '74)

## 1988 Milestones

- ✓ **Oct. 7** - At 10-6 with a win over Kansas State, the Buffs already have more wins than in either of the previous two seasons.
- ✓ **Oct. 28** - With a sweep over Utah, the Buffs record their 15th win of the season, this number equals the win total from the first two years combined.
- ✓ **Nov. 5** - With a sweep of Kansas at the Coors Events Center, the Buffs cap off a school record nine-straight wins, a record that would hold until 1994.
- ✓ **Nov. 23** - Stephanie Salgado, who played in all 122 games for CU, is named first-team All-Big Eight, the first player to receive that honor.
- ✓ **Nov. 25** - With a sweep of Oklahoma in the Big Eight Tournament, the Buffs have defeated five of the six league opponents at least once this season.
- ✓ **SEASON** - CU records its first 20 win season with a 22-13 mark, including a third place Big Eight finish and a second place Big Eight Tournament finish.
- ✓ **SEASON** - Brad Saindon is named the Big Eight Coach of the Year.
- ✓ **SEASON** - Jennifer Sherlock leads the Big Eight with 66 service aces in 122 games, becoming the first Buff to win a conference statistical title.





# 1989

(22-11 • 10-2 Big Eight (2nd) • 8-4 Home • 8-5 Away • 6-2 Neutral)

Date	Opponent	H/A	W/L	Score	Rank	Team Statistical Totals						Individual Statistical Leaders			
						K	Att%	Asst	SA	Dig	TB	Kills	Digs	Blocks	Assists
9/1	^ W. Kentucky	N	W	15-6, 15-7, 15-5	—	36	.210	34	12	21	8	TM/LS (9)	DJ/LS (4)	JS/SM (3)	Sherlock (28)
9/1	^ at S.D. State	A	W	8-15, 14-16, 15-7, 15-4, 15-8	—	87	.305	76	17	68	13	Murray (23)	Murray (18)	JS/WV (5)	Sherlock (66)
9/2	^ UCSB (13)	N	W	15-8, 15-7, 15-9	—	46	.330	41	9	41	4	Murray (16)	Murray (12)	LS/WV (2)	Sherlock (38)
9/3	Texas (8)	H	L	15-7, 15-11, 5-15, 10-15, 9-15	—	85	.255	72	5	82	21	Murray (30)	Kohler (28)	Soulliere (10)	Sherlock (68)
9/8	% San Jose State (18)	N	L	14-16, 11-15, 9-15	—	55	.201	52	3	82	10	Murray (14)	Murray (24)	Soulliere (6)	Sherlock (46)
9/9	% at Purdue	A	W	15-11, 9-15, 15-13, 6-15, 15-7	—	74	.150	69	8	65	11	Murray (19)	Sherlock (16)	LS/WV (5)	Sherlock (57)
9/9	% Penn State (17)	N	W	10-15, 15-13, 15-1, 8-15, 15-3	—	77	.242	68	11	90	8	DJ/SS (17)	Sherlock (21)	Soulliere (4)	Sherlock (55)
9/12	Colorado State (18)	H	L	15-7, 13-15, 8-15, 14-16	—	48	.184	44	8	70	14	Murray (19)	Soulliere (11)	Soulliere (6)	Sherlock (40)
9/13	at Wyoming (RV)	A	L	10-15, 8-15, 7-15	—	44	.150	40	4	57	4	Murray (12)	Murray (16)	Soulliere (3)	Sherlock (35)
9/15	# South Carolina	H	W	15-8, 15-10, 15-13	—	50	.302	38	7	43	9	Murray (13)	Murray (12)	LS/WV (4)	Sherlock (37)
9/16	# Indiana	H	W	15-3, 11-15, 15-11, 15-13	—	67	.280	57	7	63	18	Murray (19)	Murray (18)	Van Wyhe (11)	Sherlock (49)
9/16	# Pepperdine	H	W	6-15, 15-11, 15-11, 15-4	—	44	.221	35	5	61	11	Soulliere (10)	MK/SS (14)	Soulliere (9)	Sherlock (32)
9/22	~ Memphis State	N	W	15-9, 15-7, 15-13	—	47	.258	40	8	55	7	Soulliere (11)	Murray (19)	Van Wyhe (4)	Sherlock (36)
9/23	~ South Florida	N	W	15-6, 15-7, 15-11	—	38	.272	36	3	46	5	Soulliere (9)	Meeker (10)	Soulliere (4)	Metro (17)
9/23	~ at Tennessee	A	W	15-8, 15-8, 15-3	—	36	.338	29	6	38	9	Kohler (9)	Murray (12)	Soulliere (6)	Sherlock (29)
9/26	Wyoming (RV)	H	L	13-15, 14-16, 6-15	—	44	.252	37	5	62	5	Soulliere (12)	Soulliere (15)	JS/LS (2)	Sherlock (34)
9/30	* Nebraska (5)	H	L	13-15, 4-15, 10-15	—	45	.243	40	2	53	6	Murray (12)	Sherlock (14)	JS/LS (2)	Sherlock (40)
10/6	* Iowa State	H	W	15-2, 15-6, 15-11	—	40	.330	30	3	39	12	Murray (10)	TM/JS (8)	Sherlock (4)	Sherlock (29)
10/7	* Kansas	H	W	13-15, 15-0, 15-8, 15-4	—	70	.346	58	4	80	8	Soulliere (21)	Kohler (18)	LS/WV (4)	Sherlock (54)
10/13	* at Kansas State	A	W	15-4, 15-6, 15-9	—	36	.397	32	5	35	3	Soulliere (8)	JM/MK (6)	Soulliere (3)	Sherlock (32)
10/14	* at Nebraska (4)	A	L	7-15, 15-10, 6-15, 15-17	—	59	.177	55	5	55	6	Murray (25)	Salgado (9)	Soulliere (4)	Sherlock (47)
10/21	* Missouri	H	W	15-8, 15-2, 15-3	—	35	.378	31	9	26	8	TM/SS/LS (7)	Salgado (7)	Van Wyhe (4)	Sherlock (29)
10/26	* at Oklahoma	A	W	15-4, 12-15, 17-15, 15-6	—	58	.150	48	6	59	13	TM/LS (15)	Kohler (15)	Soulliere (8)	Sherlock (46)
10/28	* at Iowa State	A	W	15-8, 15-4, 10-15, 15-6	—	62	.292	57	4	62	13	Murray (14)	Kohler (13)	Soulliere (7)	Sherlock (55)
11/3	* at Missouri	A	W	15-4, 15-11, 18-16	—	40	.184	37	11	40	10	Soulliere (10)	Murray (11)	Soulliere (8)	Sherlock (20)
11/4	* at Kansas	A	W	15-9, 15-4, 15-12	—	46	.267	44	8	67	7	Salgado (12)	Murray (13)	Soulliere (5)	Sherlock (34)
11/10	* Kansas State	H	W	15-3, 15-3, 15-7	—	25	.296	21	6	25	9	Salgado (6)	Kohler (5)	LS/WV (3)	Sherlock (18)
11/11	* Oklahoma	H	W	15-11, 15-10, 15-7	—	44	.327	39	7	57	9	Murray (14)	Kohler (13)	Van Wyhe (5)	Sherlock (36)
11/14	at Colorado St. (RV)	A	L	9-15, 15-11, 7-15, 4-15	—	52	.153	49	7	49	13	Murray (20)	Kohler (10)	Soulliere (5)	Sherlock (45)
11/17	+ at Texas (7)	A	L	11-15, 15-11, 3-15, 16-14, 12-15	—	59	.128	50	5	89	15	Kohler (12)	Kohler (17)	Soulliere (15)	Sherlock (49)
11/18	+ Oklahoma	N	W	20-18, 15-10, 13-15, 15-7	—	64	.200	60	8	81	12	Salgado (18)	Murray (20)	Soulliere (6)	Sherlock (53)
11/24	& Oklahoma	N	L	12-15, 15-13, 6-15, 9-15	—	58	.083	54	5	75	12	Murray (24)	Kohler (16)	Soulliere (10)	Sherlock (51)
12/2	\$ Minnesota (18)	A	L	11-15, 14-16, 11-15	—	48	.145	40	2	59	12	Soulliere (13)	Kohler (12)	LS/SS (6)	Sherlock (29)

\* — Big Eight Conference Match; # — Colorado Coors Tournament, Boulder, Colo.; ^ — Grand Prix Classic, San Diego, Calif.; % — Purdue Premier Tournament, West Lafayette, Ind.; ~ — Tennessee Ladies VB Classic, Knoxville, Tenn.; + — Texas Tournament, Austin, Texas; & — Big Eight Conference Tournament, Salina, Kan.; \$ — NCAA Tournament First Round, Minneapolis, Minn.; All Home Matches Played At Coors Events/Conference Center.

## Team Statistics

Player	MP-MS	GP	K	E	TA	Pct.	Asst.	SA	SE	RE	Dig	BS	BA	TB	BE	BHE
Jestadt	29-4	53	53	32	174	.121	10	12	17	0	99	0	21	21	3	0
Johnson	30-3	61	86	41	235	.191	4	12	23	17	78	3	6	9	4	0
Kohler	33-26	106	207	112	708	.134	11	34	45	41	308	3	24	27	5	6
Meeker	32-14	101	28	21	96	.073	6	26	52	10	168	0	3	3	1	1
Metro	18-1	27	16	6	48	.208	24	2	9	0	9	2	8	10	6	3
Murray	33-32	116	449	162	1225	.234	21	29	45	48	368	11	24	35	11	3
Romero	20-2	46	7	1	16	.375	34	3	8	0	48	0	2	2	0	3
Salgado	33-28	110	257	113	661	.218	35	35	53	2	255	11	60	71	7	12
Sherlock	33-32	118	99	20	262	.302	1332	24	35	1	262	8	57	65	20	37
Soulliere	33-32	119	354	96	764	.338	25	38	36	2	243	59	109	168	29	3
Van Wyhe	33-18	104	160	64	394	.244	11	1	8	0	54	34	64	98	14	5
TOTALS	33	119	1716	668	4583	.229	1513	214	331	121	1892	131	378	320	100	73

## Team Roster

No.	Name	Pos.	Ht.	Yr.	Hometown (High School / College)
2	Stacy Metro	S	6-1	Fr.	Lakewood, Colo. (Mayfair)
4	Tina Murray	LS	5-7	Jr.	Calumet City, Ill. (Thornwood)
6	Diane Johnson	LS	5-11	Jr.	Los Altos, Calif. (Los Altos/Metro State)
8	*Katie Zabransky	MB	6-2	Fr.	Brookfield, Wis. (Brookfield East)
9	Wendy Van Wyhe	MB	6-1	RFR.	Chino, Calif. (Ontario Christian)
10	Jennifer Sherlock	S	5-9	Jr.	Flossmoor, Ill. (Homewood-Flossmoor)
11	Lisa Soulliere	MB	6-1	Sr.	Littleton, Colo. (Columbia/Nebraska)
12	Tiffany Jestadt	RS	6-0	Fr.	Scottsdale, Ariz. (Chaparral)
15	Jennifer Meeker	LS	5-10	Fr.	Mesa, Ariz. (Mountain View)
16	Stephanie Salgado	RS	6-1	Jr.	Yucaipa, Calif. (Yucaipa)
17	Buffy Romero	LS	5-11	So.	Long Beach, Calif. (Long Beach Wilson)
18	Michele Kohler	LS	5-9	Fr.	Oak Lawn, Ill. (H.L. Richards)

\* — Spent the season as a redshirt.

HEAD COACH: Mike McLean (Pasadena City College '74)  
ASSISTANT COACH: Pi'i Aiu (Colorado '89)

## 1989 Milestones

- ✓ **Sept. 1**—Mike McLean replaces Brad Saindon as the second coach in CU history as Saindon takes a leave to coach the US National Team. After three years as team manager, Pi'i Aiu becomes an assistant coach.
- ✓ **Sept. 2**—The Buffs win their first early season tournament title as they knock off three opponents in two days at the Grand Prix Classic in San Diego.
- ✓ **Sept. 8**—With 24 digs in a three game match, Tina Murray sets a record that still stands.
- ✓ **Sept. 16**—With 11 blocks against Indiana, Wendy Van Wyhe sets a three-game CU record that still stands.
- ✓ **Sept. 16**—The Buffs win their first Colorado Invitational by beating Pepperdine 3-1.
- ✓ **Nov. 17**—With 15 blocks at Texas, Lisa Soulliere sets a single-match CU record that still stands.
- ✓ **Dec. 2**—The Buffs play in their first-ever NCAA Tournament, a 3-1 loss at Minnesota in the first round.
- ✓ **SEASON**—CU would rank as high as No. 9 and ends the season with a 22-11 mark.
- ✓ **SEASON**—Tina Murray becomes the program's first All-American, as she is an honorable mention from Volleyball Magazine. She is also the first Buff to go over 1,000 career digs.
- ✓ **SEASON**—Lisa Soulliere leads the Big Eight with 169 total blocks and an average of 1.4 per game.
- ✓ **SEASON**—Soulliere and Murray are both first-team All-Big Eight selections.



(20-15 • 9-3 Big Eight (2nd) • 9-3 Home • 6-8 Away • 5-4 Neutral)

Date	Opponent	H/A	W/L	Score	Rank	-----Team Statistical Totals-----						-----Individual Statistical Leaders-----			
						K	Att%	Asst	SA	Dig	TB	Kills	Digs	Blocks	Assists
9/1	at BYU (16)	A	L	15-11, 8-15, 12-15, 16-18	—	62	.168	50	8	66	5	Jestadt (16)	Murray (21)	Van Wyhe (3)	Sherlock (44)
9/3	+ Idaho State	H	L	15-17, 8-15, 15-10, 9-15	—	76	.206	59	4	97	13	Murray (26)	Murray (19)	Van Wyhe (4)	Romero (30)
9/4	Weber State	H	W	15-6, 15-10, 15-6	—	41	.172	38	5	68	6	Murray (14)	Sherlock (20)	TJ/DJ/SS (2)	Sherlock (28)
9/7	^ Georgetown	N	W	15-8, 13-15, 14-16, 15-3, 16-14	—	78	.235	74	7	88	14	Jestadt (17)	Romero (17)	Romero (5)	Romero (52)
9/8	^ Maryland	N	W	15-7, 15-9, 15-5	—	37	.239	33	1	75	9	Jestadt (11)	Murray (18)	Jestadt (4)	Romero (30)
9/8	^ at Penn State (13)	A	L	7-15, 4-15, 7-15	—	23	.090	23	3	38	5	Murray (7)	Johnson (7)	Zabransky (3)	Romero (21)
9/11	at Colorado State	A	L	4-15, 5-15, 15-4, 13-15	—	49	.136	47	2	53	9	Murray (13)	TJ/TM (11)	Jestadt (7)	Sherlock (41)
9/14	at Arizona (15)	A	L	8-15, 10-15, 13-15	—	46	.145	44	3	50	8	Jestadt (14)	Jestadt (14)	Van Wyhe (5)	Sherlock (31)
9/15	at Arizona State	A	L	8-15, 13-15, 6-15	—	50	.200	38	1	67	4	Jestadt (16)	Kohler (20)	Jestadt (3)	Sherlock (38)
9/21	# Loyola Marymount	H	W	15-4, 15-10, 15-8	—	45	.234	36	5	80	11	Kohler (11)	Murray (21)	Van Wyhe (5)	Sherlock (34)
9/22	# Wyoming (RV)	H	W	15-8, 15-9, 14-16, 15-17, 15-4	—	85	.223	75	12	155	19	Jestadt (17)	Murray (26)	Van Wyhe (8)	Romero (63)
9/22	# Florida State	H	W	15-4, 15-5, 9-15, 15-5	—	60	.324	51	4	79	10	Jestadt (13)	Murray (17)	WV/KZ (5)	Sherlock (43)
9/29	* Iowa State	H	W	15-7, 15-8, 15-11	—	46	.235	38	1	71	13	Murray (10)	Jestadt (17)	Van Wyhe (6)	Sherlock (25)
10/2	at Wyoming (RV)	A	L	15-8, 17-15, 4-15, 9-15, 8-15	—	62	.114	58	4	67	8	Murray (18)	Murray (22)	Van Wyhe (5)	Sherlock (52)
10/5	% Kentucky	N	W	15-6, 15-2, 13-15, 8-15, 15-7	—	77	.255	63	11	27	11	Jestadt (19)	Van Wyhe (8)	Van Wyhe (7)	Sherlock (59)
10/6	% Penn State (8)	N	L	7-15, 15-13, 10-15, 8-15	—	48	.128	46	7	69	5	Jestadt (14)	Kohler (18)	Van Wyhe (4)	Sherlock (39)
10/12	* Missouri	H	W	15-5, 15-13, 15-10	—	49	.265	40	4	61	12	TJ/TM (11)	Murray (18)	Van Wyhe (7)	Romero (24)
10/13	* Oklahoma	H	W	3-15, 15-13, 15-6, 15-8	—	68	.244	59	8	61	13	Kohler (18)	TJ/TM (13)	Zabransky (8)	Vranesh (54)
10/17	Colorado State	H	L	10-15, 4-15, 15-11, 15-8, 4-15	—	65	.158	57	2	99	13	Jestadt (18)	Murray (27)	Zabransky (7)	Vranesh (55)
10/19	* at Kansas State	A	W	15-4, 15-9, 15-2	—	54	.495	52	7	46	6	Jestadt (17)	Vranesh (9)	Van Wyhe (3)	Vranesh (47)
10/20	* at Kansas	A	W	15-9, 16-14, 15-13	—	46	.254	38	3	83	5	Jestadt (18)	Vranesh (19)	Salgado (3)	Vranesh (32)
10/26	* at Iowa State	A	L	10-15, 11-15, 12-15	—	49	.212	43	6	62	8	Kohler (15)	Kohler (18)	Van Wyhe (6)	Sherlock (21)
10/27	* at Nebraska (4)	A	L	5-15, 4-15, 11-15	—	26	.026	24	4	32	8	Jestadt (11)	Kohler (7)	Jestadt (5)	Vranesh (20)
11/3	* at Oklahoma	A	W	13-15, 15-5, 15-10, 15-0	—	59	.254	53	9	46	8	Van Wyhe (15)	Kohler (13)	Van Wyhe (6)	Vranesh (45)
11/9	at Notre Dame	A	W	15-13, 15-3, 15-12	—	57	.446	40	7	34	3	Murray (16)	Murray (9)	Jestadt (2)	Sherlock (27)
11/10	* at Missouri	A	W	7-15, 15-3, 15-6, 15-6	—	54	.223	41	6	79	8	MK/TM (14)	Murray (18)	Jestadt (4)	Vranesh (35)
11/13	* Nebraska (2)	H	L	15-5, 15-11, 3-15, 7-15, 5-15	—	68	.218	50	4	90	11	Kohler (20)	Murray (28)	Van Wyhe (5)	Vranesh (41)
11/16	* Kansas State	H	W	15-12, 15-2, 17-15	—	44	.139	39	6	52	8	Murray (12)	Jestadt (10)	WV/KZ (4)	Vranesh (36)
11/17	* Kansas	H	W	16-14, 15-4, 15-7	—	49	.223	40	9	63	12	Murray (13)	Murray (14)	Van Wyhe (8)	JS/NV (19)
11/23	& Iowa State	N	W	15-13, 15-10, 15-13	—	43	.159	35	7	44	7	Jestadt (14)	Murray (14)	Van Wyhe (4)	Sherlock (23)
11/24	& Nebraska (2)	N	L	5-15, 13-15, 9-15	—	38	.101	36	6	39	6	TJ/TM (12)	Kohler (9)	Van Wyhe (4)	Vranesh (33)
11/29	@ Hofstra	N	W	15-11, 15-8, 15-7	—	40	.407	36	10	43	4	Kohler (10)	Jestadt (8)	WV/KZ (2)	Vranesh (34)
11/29	@ at Tennessee	A	W	15-5, 15-10, 15-5	—	51	.287	47	8	44	10	Murray (17)	TM/NV (9)	Zabransky (5)	Vranesh (38)
11/30	@ Eastern Michigan	N	L	7-15, 15-13, 11-15, 13-15	—	87	.192	73	9	112	6	TJ/WV (20)	Kohler (34)	WV/KZ (3)	Sherlock (41)
11/30	@ Houston	N	L	10-15, 9-15, 15-12, 5-15	—	72	.203	69	5	71	14	Van Wyhe (20)	Murray (23)	Vranesh (8)	Vranesh (68)

\*—Big Eight Conference Match; #—Colorado Coors Light Invitational, Boulder, Colo.; ^—Penn State Tournament, University Park, Penn.; %—Sportmart Classic, Chicago, Ill.; &—Big Eight Championships, Omaha, Neb.; @WIVC Tournament, Knoxville, Tenn.; +—Idaho State forfeited the match; All Home Matches At the Coors Events/Conference Center.

## Team Statistics

Player	MP-MS	GP	K	E	TA	Pct.	Asst.	SA	SE	RE	Dig	BS	BA	TB	BE	BHE
Chang	33-1	111	0	2	11	.182	5	17	17	2	145	0	0	0	0	0
Jestadt	35-32	123	415	166	1012	.246	62	29	55	5	306	31	60	91	17	13
Johnson	15-3	29	33	24	109	.083	2	8	14	4	44	4	2	6	7	3
Kohler	34-29	117	357	174	1098	.167	12	32	50	44	416	4	9	13	6	6
Meeker	28-4	59	58	50	200	.040	3	8	13	15	105	4	7	11	2	3
Murray	35-33	123	377	140	1212	.196	11	34	42	54	490	3	9	12	7	2
Romero	32-9	82	22	3	59	.322	195	3	5	1	108	5	13	18	5	3
Salgado	17-8	44	65	31	192	.177	10	7	12	1	84	9	14	23	6	7
Sherlock	26-13	75	50	8	111	.378	679	19	17	1	174	2	14	16	7	13
Van Wyhe	34-28	119	289	97	635	.302	8	9	19	1	114	71	64	135	24	9
Vranesh	32-19	107	61	14	135	.348	648	16	30	2	207	4	21	25	11	21
Zabransky	33-24	110	177	89	462	.190	10	16	54	1	118	46	50	96	16	9
TOTALS	35	128	1904	798	5236	.211	1645	198	328	131	2311	183	263	314	108	89

## Team Roster

No.	Name	Pos.	Ht.	Yr.	Hometown (High School / College)
3	Stephanie Chiang	DS	5-3	Fr.	Irvine, Calif. (Irvine)
4	Tina Murray	LS	5-7	Jr.	Calumet City, Ill. (Thornwood)
5	Tiffany Jestadt	RS	6-0	So.	Scottsdale, Ariz. (Chaparral)
6	Diane Johnson	LS	5-11	Sr.	Los Altos, Calif. (Los Altos/Metro State)
7	Nicole Vranesh	S	5-8	Fr.	Las Vegas, Nevada (Bonanza)
8	Katie Zabransky	MB	6-2	RFr.	Brookfield, Wis. (Brookfield East)
9	Wendy Van Wyhe	MB	6-1	So.	Chino, Calif. (Ontario Christian)
10	Jennifer Sherlock	S	5-9	Sr.	Flossmoor, Ill. (Homewood-Flossmoor)
13	*Jennifer Mason	MB	6-1	Fr.	Minden, Nev. (Douglas County)
15	Jennifer Meeker	LS	5-10	So.	Mesa, Ariz. (Mountain View)
16	Stephanie Salgado	RS	6-1	Sr.	Yucaipa, Calif. (Yucaipa)
17	Buffy Romero	LS/S	5-11	Jr.	Long Beach, Calif. (Long Beach Wilson)
18	Michele Kohler	LS	5-9	So.	Oak Lawn, Ill. (H.L. Richards)

\*—Spent the season as a redshirt.

HEAD COACH: Mike McLean from 9/1–10/6 & Brad Saindon from 10/12–11/30  
ASSISTANT COACH: Pi'i Aiu (Colorado '89)

## 1990 Milestones

- ✓ **Oct. 12**—Brad Saindon returns from his leave of absence and takes over as head coach, at 9-7, he leads them to a win in his first match back and a to a 12-7 overall record the rest of the season.
- ✓ **Nov. 29-30**—The Buffs make their second straight post-season appearance, this time in the WIVC Tournament in Knoxville, Tenn., where they win two of four matches.
- ✓ **STAT SHOTS**—Tina Murray becomes the first player in CU history to reach 1,000 kills and thus the first to reach 1,000 kills and digs in a career.
- ✓ **STAT SHOTS**—Murray's 490 digs this season is still a standing record. Her 3.96 digs per game led the Big Eight, while Michele Kohler's 3.56 was third.
- ✓ **STAT SHOTS**—Jennifer Sherlock surpassed the 4,000 assist barrier for a career, the first Buff to do so.
- ✓ **STAT SHOTS**—Lisa Soulliere reaches the 400 block plateau for a career, also the first Buff to accomplish that feat.
- ✓ **AWARDS**—Jennifer Sherlock is named academic all-district, the first Buff to earn such an honor. Tiffany Jestadt is named first-team all-Big Eight.





# 1991

(25-10 • 10-2 Big Eight (2nd) • 10-2 Home • 7-5 Away • 8-3 Neutral)

						-----Team Statistical Totals-----							-----Individual Statistical Leaders-----			
Date	Opponent	H/A	W/L	Score	Rank	K	Att%	As	SA	Dig	TB	Kills	Digs	Blocks	Assists	
8/30	^ at Portland	A	L	15-13, 15-9, 9-15, 14-16, 8-15	—	76	.224	70	6	132	14	Jestadt (17)	NV/SW (28)	Zabransky (8)	Vranesh (56)	
8/30	^ Montana	N	W	15-10, 17-15, 15-12	—	51	.271	49	15	67	8	Downey (15)	Downey (19)	WV/KZ (3)	Romero (25)	
8/31	^ Baylor	N	W	15-3, 15-6, 15-9	—	49	.382	45	10	54	4	Downey (12)	Wolfe (12)	kd/tj/vw/kz/jz (1)	Vranesh (38)	
8/31	^ Oregon (RV)	N	L	7-15, 11-15 17-15, 10-15	—	74	.159	70	10	110	17	Downey (23)	Downey (27)	WV/KZ (6)	Vranesh (62)	
9/2	Montana State	H	W	15-6, 15-9, 15-5	—	42	.359	34	6	31	6	KD/KZ (10)	Kohler (9)	Van Wyhe (3)	Vranesh (34)	
9/6	# Northwestern	H	W	15-12, 15-10, 15-8	—	65	.348	57	3	58	8	Downey (12)	kd/mk/tf/nv/sw (10)	kd/vw/kz (3)	Vranesh (52)	
9/6	# Stanford (2)	H	L	7-15, 8-15, 8-15	—	32	.090	23	4	49	10	Downey (9)	Downey (14)	TJ/KZ (3)	Vranesh (23)	
9/7	# Houston	H	W	13-15, 15-5, 15-3, 15-7	—	74	.350	57	8	89	8	Jestadt (15)	Jestadt (17)	Van Wyhe (3)	Vranesh (54)	
9/13	! Pepperdine (11)	N	W	6-15, 15-2, 15-11, 7-15, 15-10	—	68	.203	65	10	73	8	Downey (17)	Downey (21)	WV/KZ (4)	Vranesh (59)	
9/14	! at Washington (RV)	A	L	11-15, 10-15, 15-9, 14-16	—	75	.209	72	4	63	10	Jestadt (24)	TJ/NV (21)	Zabransky (7)	Vranesh (70)	
9/14	! Iowa	N	W	15-9, 15-9, 15-3	—	54	.406	50	8	32	6	Wolfe (11)	Wolfe (12)	Zumerchik (3)	Vranesh (44)	
9/18	at Colorado State	A	W	7-15, 13-15, 15-8, 15-10, 15-7	—	59	.157	53	11	80	14	Jestadt (14)	Kohler (14)	Van Wyhe (7)	Vranesh (50)	
9/21	+ Gonzaga	N	W	15-7, 15-11, 11-15, 15-6	—	53	.289	40	7	40	8	MK/WV (14)	Downey (12)	Van Wyhe (6)	Vranesh (38)	
9/21	at Wyoming	A	W	15-9, 6-15, 15-13, 15-6	—	59	.239	45	7	62	12	Meeker (11)	Downey (13)	Van Wyhe (6)	Vranesh (43)	
9/27	% Nebraska (9)	A	L	10-15, 13-15, 7-15	—	37	.080	31	9	45	4	Zabransky (13)	Downey (14)	KD/WV/KZ (2)	Vranesh (31)	
9/28	% Georgia (RV)	N	L	8-15, 7-15, 11-15	—	52	.240	47	4	50	11	Downey (13)	Kohler (11)	Van Wyhe (5)	Vranesh (46)	
9/28	% Maryland	N	W	15-8, 15-11, 15-13	—	74	.285	68	6	65	9	Meeker (17)	Meeker (15)	Zabransky (7)	Vranesh (63)	
10/3	* Missouri	H	W	15-3, 15-4, 15-6	—	46	.449	38	4	25	5	Jestadt (10)	Vranesh (6)	Zabransky (4)	Vranesh (38)	
10/5	* Oklahoma	H	W	15-10, 15-13, 15-6	—	63	.313	54	5	42	7	Kohler (15)	Vranesh (9)	Van Wyhe (5)	Vranesh (54)	
10/10	* at Iowa State	A	W	15-2, 15-10, 15-6	—	44	.360	41	5	50	6	Downey (12)	KD/MK/TJ (10)	TJ/NV (3)	Vranesh (39)	
10/12	* at Missouri	A	W	15-12, 15-10, 11-15, 15-1	—	64	.300	57	4	62	12	Wolfe (18)	MK/SW (13)	WV/KZ (5)	Vranesh (54)	
10/18	* at Kansas	A	W	15-13, 6-15, 15-11, 17-15	—	81	.255	75	7	120	8	WV/KZ (18)	Downey (25)	Zabransky (5)	Vranesh (73)	
10/19	* at Kansas State	A	W	15-11, 15-5, 15-2	—	55	.355	54	5	44	7	Zabransky (15)	Vranesh (9)	Zabransky (4)	Vranesh (46)	
10/25	* Iowa State	H	W	16-14, 15-4, 15-8	—	50	.402	42	6	40	4	Downey (16)	Wolfe (9)	Zabransky (2)	Vranesh (31)	
10/26	* Nebraska (8)	H	L	14-16, 12-15, 9-15	—	62	.204	53	10	60	6	Downey (16)	Kohler (13)	Zabransky (3)	Vranesh (53)	
11/1	@ at Texas (7)	A	L	15-10, 6-15, 15-12, 7-15, 12-15	—	66	.173	61	5	71	4	KD/WV (16)	Kohler (17)	Van Wyhe (2)	Vranesh (61)	
11/2	@ Houston	N	W	11-15, 15-0, 15-13, 15-13	—	63	.189	49	9	83	9	Zabransky (20)	Vranesh (19)	Zabransky (5)	Vranesh (44)	
11/5	Colorado State	H	W	15-6, 15-12, 5-15, 15-5	—	73	.280	69	11	59	11	Van Wyhe (25)	Vranesh (15)	Van Wyhe (6)	Vranesh (65)	
11/9	* at Oklahoma	A	W	14-16, 11-15, 15-7, 15-9, 15-12	—	91	.353	82	13	61	10	Downey (20)	MK/NV (13)	Van Wyhe (5)	Vranesh (72)	
11/15	* Kansas	H	W	15-5, 15-11, 10-15, 15-8	—	92	.288	79	7	112	13	Downey (28)	Wolfe (28)	Zabransky (9)	Vranesh (73)	
11/22	* Kansas State	H	W	15-11, 15-8, 15-5	—	62	.281	55	2	70	14	Downey (18)	KD/MK (15)	NV/KZ (7)	Vranesh (53)	
11/26	Wyoming	H	W	15-2, 15-5, 15-6	—	49	.440	44	11	33	2	Downey (18)	Kohler (7)	Zabransky (2)	Vranesh (43)	
11/29	& Kansas	N	W	15-7, 15-3, 15-8	—	48	.330	42	8	41	5	Kohler (14)	Vranesh (14)	Zabransky (4)	Vranesh (35)	
11/30	& Nebraska (7)	N	L	8-15, 7-15, 4-15	—	37	.120	33	2	29	8	Downey (10)	SW/KZ (6)	Van Wyhe (5)	Vranesh (33)	
12/7	\$ Penn State (15)	A	L	15-8, 15-10, 11-15, 6-15, 11-15	—	76	.199	68	3	79	11	Downey (34)	Kohler (20)	Zabransky (7)	Vranesh (64)	

\* – Big Eight Conference Match; # – Colorado Invitational, Boulder, Colo.; ^ – Portland Invitational, Portland, Ore.; ! – Washington Eddie Bauer First Serve Classic, Seattle, Wash.; % – Nebraska First Tier Invitational, Lincoln, Neb.; & – Big Eight Championships, Omaha, Neb.; @ – Texas Challenge, Austin, Texas; + – Match Played in Laramie, Wyo.; \$ – NCAA Tournament First Round, University Park, Pa.; All Home Matches At the Coors Events/Conference Center.

## Team Statistics

Player	MP-MS	GP	K	E	TA	Pct.	As	SA	SE	RE	Dig	BS	BA	TB	BE	BHE
Chang	34-0	117	3	0	11	.273	3	25	35	1	161	0	0	0	0	2
Downey	35-35	114	440	168	1108	.245	20	45	123	47	371	15	41	56	9	10
Jestadt	30-30	89	245	86	589	.270	39	9	47	1	196	9	41	50	3	9
Kohler	35-35	114	297	118	888	.202	8	35	43	33	351	2	13	15	0	8
Meeker	28-0	74	97	46	271	.188	9	11	49	27	120	4	8	12	4	5
Romero	3-0	8	1	0	1	1.000	34	2	0	0	7	0	3	3	0	5
Van Wyhe	34-34	122	359	95	754	.350	3	10	26	1	85	43	66	109	11	1
Vranesh	35-35	126	101	40	280	.218	1712	25	59	0	352	7	48	55	6	32
Wolfe	35-5	121	167	70	446	.217	15	59	98	18	298	2	12	14	0	3
Zabransky	35-35	121	341	121	749	.294	13	20	68	4	193	41	88	129	16	10
Zumerchik	30-1	64	63	18	126	.357	6	4	15	0	46	5	23	28	3	1
TOTALS	35	127	2114	762	5223	.259	1862	245	563	132	2180	128	343	299	52	86

## Team Roster

No.	Name	Pos.	Ht.	Yr.	Hometown (High School / College)
1	*Kelly Prahm	RS	5-9	Fr.	Los Altos, Calif. (St. Francis)
2	Janine Zumerchik	MB	6-2	Fr.	Palos Park, Ill. (Carl Sandburg)
3	Stephanie Chiang	DS	5-4	So.	Irvine, Calif. (Irvine)
4	Staci Wolfe	LS	5-10	Fr.	San Jose, Calif. (St. Francis)
5	Tiffany Jestadt	RS	6-0	Jr.	Scottsdale, Ariz. (Chaparral)
7	Nicole Vranesh	S	5-9	So.	Las Vegas, Nev. (Bonanza)
8	Katie Zabransky	MB	6-2	So.	Brookfield, Wis. (Brookfield East)
9	Wendy Van Wyhe	MB	6-1	Jr.	Chino, Calif. (Ontario Christian)
10	Karrie Downey	LS	5-10	Fr.	La Mesa, Calif. (Helix)
13	Jennifer Mason	M	6-1	Fr.	Minden, Nev. (Douglas)
15	Jennifer Meeker	LS	5-10	Jr.	Mesa, Ariz. (Mountain View)
17	Buffy Romero-Lee	S	5-11	Sr.	Long Beach, Calif. (Long Beach Wilson)
18	Michele Kohler	LS	5-7	Jr.	Oaklawn, Ill. (H.L. Richards)

\* – Spent the season as a redshirt.

HEAD COACH: Brad Saindon (Arizona State '76, Oklahoma '84)  
ASSISTANT COACH: Pi'i Aiu (Colorado '89)

## 1991 Milestones

- ✓ **Sept. 13**—Colorado defeats Pepperdine, ranked No. 13, for the program's first ever win over a Top 15 team, in the first round of the Eddie Bauer First Serve Classic in Seattle, Wash.
- ✓ **Nov. 5**—With a 3-1 win over Colorado State, the program records its 100th win.
- ✓ **Dec. 7**—CU ends the year with a marathon match against Penn State in the NCAA Tournament, the second tournament in program history and the third straight trip to the postseason for CU.
- ✓ **AWARDS**—Nicole Vranesh and Wendy Van Wyhe are both named first-team All-Big Eight.
- ✓ **STAT SHOTS**—Nicole Vranesh's 1,712 assists are still a CU single-season record, and was an all-time Big Eight record at the time. Her 13.67 assists per game was tops in the Big Eight and NCAA for 1993, and a CU record at the time.
- ✓ **STAT SHOTS**—Staci Wolfe led the Big Eight in service aces with 59 in 122 games, or .48 per game. Her 10 aces against Montana in her second career match is still a CU and NCAA record, and it was in a three-game match.
- ✓ **STAT SHOTS**—Michele Kohler becomes the second player in CU history to record 1,000 career digs.
- ✓ **STAT SHOTS**—CU's 16.66 team kills per game ranked sixth in the NCAA and their 14.74 assists ranked eighth. Both were tops in the Big Eight along with their average of 17.17 digs per game.

(22-9 • 10-2 Big Eight (2nd) • 10-2 Home • 8-5 Away • 4-2 Neutral)

Date	Opponent	H/A	W/L	Score	Rank	-----Team Statistical Totals-----							-----Individual Statistical Leaders-----				
						K	Att%	Asst	SA	Dig	TB	Kills	Digs	Blocks	Assists		
9/3	# DePaul	H	W	15-8, 15-7, 15-1	19	38	.296	32	6	49	8	Kohler (12)	Vranesh (14)	Zumerchik (4)	Vranesh (28)		
9/4	# Oregon	H	W	15-11, 15-8, 15-9	19	52	.218	45	5	48	6	Kohler (15)	KD/SW (10)	Sweeney (4)	Vranesh (41)		
9/5	# Rhode Island	H	W	15-1, 15-9, 15-3	19	43	.367	34	10	32	5	Downey (14)	Downey (8)	Sweeney (3)	Vranesh (33)		
9/7	at Wyoming (RV)	A	W	15-7, 15-11, 12-15, 9-15, 15-10	19	83	.237	68	10	75	9	Zumerchik (22)	Vranesh (18)	Zumerchik (4)	Vranesh (66)		
9/11	^ Ohio State (14)	N	L	15-13, 11-15, 6-15, 15-10, 13-15	16	61	.193	62	13	53	9	Downey (18)	Kohler (15)	Zumerchik (4)	Vranesh (57)		
9/12	^ at Illinois (12)	A	L	6-15, 11-15, 15-6, 9-15	16	49	.156	47	11	47	10	Downey (18)	Kohler (11)	Zumerchik (7)	Vranesh (40)		
9/16	Western Kentucky	H	W	15-7, 15-1, 15-6	16	41	.325	36	11	26	11	HS/SW (8)	Kohler (8)	Sweeney (10)	Vranesh (34)		
9/18	! DePaul	N	W	16-14, 15-9, 15-8	16	49	.225	46	13	46	5	Zumerchik (14)	MK/NV (10)	Kohler (3)	Vranesh (43)		
9/19	! Virginia Tech	N	W	15-10, 15-9, 15-12	16	61	.352	57	5	51	5	Kohler (22)	KD/SW (10)	HS/JZ (2)	Vranesh (53)		
9/19	! at Wisconsin	A	W	15-11, 15-5, 15-8	16	52	.192	43	4	59	6	Zumerchik (19)	Vranesh (15)	Wolfe (3)	Vranesh (42)		
9/25	* Kansas	H	W	15-7, 15-6, 15-5	16	49	.304	40	4	48	5	Kohler (15)	Vranesh (13)	Vranesh (3)	Vranesh (36)		
9/26	* Missouri	H	W	15-10, 15-5, 15-10	16	54	.227	51	4	57	10	Downey (12)	Wolfe (13)	Sweeney (6)	Vranesh (46)		
9/29	Wyoming (RV)	H	L	15-7, 9-15, 15-4, 13-15, 12-15	16	71	.106	58	11	81	7	Kohler (20)	Vranesh (19)	Zumerchik (3)	Vranesh (52)		
10/3	* at Missouri	A	W	15-7, 15-6, 16-14	16	65	.397	53	8	53	8	KD/SW (12)	Kohler (14)	HS/LW (3)	Vranesh (49)		
10/7	* at Iowa State	A	W	4-15, 10-15, 15-5, 15-0, 16-14	18	61	.249	56	6	97	5	Downey (17)	Kohler (22)	SW/JZ (2)	Vranesh (47)		
10/14	* at Oklahoma	A	W	16-14, 15-9, 15-11	15	60	.282	53	9	45	3	Kohler (16)	Kohler (14)	Zumerchik (2)	Vranesh (47)		
10/17	* Kansas State	H	W	15-5, 15-6, 15-13	15	50	.237	38	10	36	5	KD/MK (12)	Wolfe (9)	Prahn (5)	Vranesh (38)		
10/20	Colorado State (RV)	H	W	11-15, 15-12, 15-6, 15-11	13	65	.214	48	7	56	12	Wolfe (18)	Kohler (16)	Sweeney (5)	Vranesh (46)		
10/24	* at Nebraska (5)	A	L	5-15, 9-15, 12-15	13	30	.044	27	9	44	1	KD/MK (9)	MK/NV (12)	KD/JZ (4)	Vranesh (24)		
10/30	at UMKC	A	W	15-9, 15-3, 15-6	14	39	.338	37	5	34	6	Wolfe (8)	Parke (7)	Zumerchik (4)	Vranesh (33)		
10/31	* at Kansas	A	W	15-12, 15-5, 10-15, 15-5	14	62	.258	47	10	62	11	Downey (18)	KD/NV (14)	Zumerchik (5)	Vranesh (46)		
11/4	* Nebraska (5)	H	L	5-15, 10-15, 15-9, 15-8, 14-16	13	78	.090	64	7	104	3	Downey (19)	Vranesh (26)	Sweeney (2)	Vranesh (60)		
11/7	* Iowa State	H	W	15-2, 15-8, 15-3	13	33	.269	25	2	26	7	Wolfe (8)	Vranesh (9)	Zumerchik (4)	Vranesh (23)		
11/10	at Colorado St. (RV)	A	L	7-15, 12-15, 3-15	12	39	.104	31	1	46	5	Zumerchik (10)	Kohler (12)	Sweeney (3)	Vranesh (27)		
11/13	% at UCLA (1)	A	L	11-15, 6-15, 6-15	12	45	.153	42	4	41	2	Downey (17)	Kohler (10)	Sweeney (2)	Vranesh (32)		
11/14	% USC (10)	N	L	15-13, 6-15, 15-17, 13-15	12	83	.228	78	6	100	6	Zumerchik (19)	Downey (29)	Sweeney (6)	Vranesh (72)		
11/18	* Oklahoma	H	W	15-8, 15-3, 15-7	15	57	.292	47	5	42	8	Downey (13)	Kohler (14)	Zumerchik (7)	Vranesh (45)		
11/21	* at Kansas State	A	W	15-5, 15-3, 10-15, 15-10	15	51	.254	48	9	48	6	Kohler (13)	Kohler (13)	Sweeney (4)	Vranesh (43)		
11/27	& Iowa State	N	W	15-9, 15-6, 15-13	15	54	.211	45	3	53	5	Downey (14)	Downey (14)	KD/JZ (3)	Vranesh (41)		
11/28	& Nebraska (7)	N	W	16-14, 15-11, 9-15, 15-8	15	81	.208	72	8	91	6	Kohler (23)	Wolfe (21)	MK/JZ (3)	Vranesh (67)		
12/3	\$ at Nebraska (7)	A	L	11-15, 8-15, 15-8, 17-19	15	60	.111	50	6	67	8	Wolfe (14)	Downey (17)	Sweeney (6)	Vranesh (49)		

\* - Big Eight Conference Match; # - Colorado Invitational, Boulder, Colo.; ^ - Illini Classic, Champaign, Ill.; ! - Inntower Invitational, Madison, Wis.; % - UCLA/Paul Mitchell Classic, Los Angeles, Calif.; & - Big Eight Conference Tournament, Omaha, Neb.; \$ - NCAA Tournament First Round, Lincoln, Neb.; All Home Matches Played At Coors Events/Conference Center.

## Team Statistics

Player	MP-MS	GP	K	E	TA	Pct.	Asst.	SA	SE	RE	Dig	BS	BA	TB	BE	BHE
Chang	29-0	92	0	0	5	.000	6	18	25	0	95	0	0	0	0	2
Downey	31-31	107	387	198	1022	.185	29	31	76	63	303	15	37	52	9	7
Engel	1-0	1	0	0	0	—	0	0	0	0	0	0	0	0	0	0
Kohler	31-31	107	364	177	1092	.171	18	44	46	38	371	8	18	26	0	10
Parke	22-2	38	24	13	74	.149	1	6	14	7	30	0	1	1	0	1
Prahn	12-0	21	14	7	38	.184	0	2	3	0	13	3	11	14	1	1
Sweeney	30-26	106	220	82	505	.273	15	38	36	1	178	21	58	79	12	6
Vranesh	31-31	110	99	42	251	.227	1360	18	33	4	331	4	31	35	2	28
Williams	26-5	47	39	13	88	.295	11	11	5	0	28	4	13	17	0	2
Wolfe	29-29	99	256	118	735	.188	32	45	85	11	245	4	24	28	5	5
Zumerchik	31-31	107	312	95	676	.321	8	8	37	3	123	20	56	76	10	4
TOTALS	31	110	1715	745	4486	.216	1480	221	360	127	1717	79	249	203	39	66

## Team Roster

No.	Name	Pos.	Ht.	Yr.	Hometown (High School / College)
1	Kelly Prahn	MB	5-9	Fr.	Los Altos, Calif. (St. Francis)
2	Janine Zumerchik	MB	6-2	So.	Palos Park, Ill. (Carl Sandburg)
3	Stephanie Chiang	DS	5-4	Jr.	Irvine, Calif. (Irvine)
4	Staci Wolfe	LS	5-10	So.	San Jose, Calif. (St. Francis)
5	Leah Williams	MB	6-0	Fr.	San Diego, Calif. (La Jolla)
7	Nicole Vranesh	S	5-8	Jr.	Las Vegas, Nev. (Bonanza)
10	Karrie Downey	LS	5-10	So.	La Mesa, Calif. (Helix)
11	*Tracy Seiler	S	5-8	Fr.	Chicago, Ill. (Maria)
12	*Karrin Borchard	S	5-11	Fr.	Meeker, Colo. (Meeker)
13	Shannon Parke	LS	5-10	Fr.	Manhattan Beach, Calif. (Mira Costa)
14	Heather Sweeney	MB	5-11	Fr.	Nipomo, Calif. (Arroyo Grande)
17	*Kacey Engel	MB	6-1	Fr.	Arvada, Colo. (Arvada West)
18	Michele Kohler	LS	5-7	Sr.	Oak Lawn, Ill. (H.L. Richards)

\* - Spent the season as a redshirt.

HEAD COACH: Brad Saindon (Arizona State '76, Oklahoma '84)  
 ASSISTANT COACHES: Pi'i Aiu (Colorado '89), Kim Jagd (UCLA '87)

## 1992 Milestones

- ✓ **Oct. 31** - On the heels of KU's Basketball Madness, CU plays in front of a record 8,500 and records a 3-1 win.
- ✓ **Nov. 28** - After 15 unsuccessful tries, the Buffs finally upend No. 7 Nebraska in the Big Eight Tournament, claiming their first ever Big Eight Tournament Championship.
- ✓ **Dec. 3** - A twist of fate caught up with the Buffs in their second straight trip to the NCAA Tournament, third overall and fourth straight trip to the postseason as less than a week after their milestone victory over Nebraska, the Buffs draw a first-round match against the Huskers in Lincoln and fall in four games.
- ✓ **AWARDS** - Nicole Vranesh earns first-team all-district and Janine Zumerchik earns a second-team nod as both are the first players in program history to receive such honors. Vranesh was also first-team all-Big Eight. Brad Saindon is named the Big Eight Coach of the Year.
- ✓ **STAT SHOTS** - Michele Kohler becomes the second player in program history to reach 1,000 kills and in doing so the second to record over 1,000 in both kills and digs in a career.
- ✓ **STAT SHOTS** - Nicole Vranesh led the Big Eight in assists per game with a 12.36 per game average, which is also good enough for 16th in the final NCAA rankings for 1992.





# 1993

(26-6 • 11-1 Big Eight (1st) • 14-0 Home • 7-2 Away • 5-4 Neutral)

Date	Opponent	H/A	W/L	Score	Rank	----Team Statistical Totals----							-----Individual Statistical Leaders-----			
						K	Att%	Ast	SA	Dig	TB	Kills	Digs	Blocks	Assists	
9/2	# Tennessee	H	W	15-6, 15-8, 15-5	12	47	.273	34	7	44	9	Downey (17)	Downey (11)	Sweeney (8)	Vranesh (32)	
9/3	# Minnesota	H	W	15-9, 5-15, 15-3, 15-7	12	74	.228	58	8	72	4	Wolfe (20)	Wolfe (15)	kd/sp/hs/nv/sw/jz (1)	Vranesh (55)	
9/4	# Bowling Green	H	W	15-6, 15-3, 15-4	12	49	.280	41	8	55	6	Wolfe (15)	Downey (18)	Zumerchik (3)	Vranesh (35)	
9/10	@ Long Beach State (2)	N	L	15-10, 8-15, 7-15, 6-15	11	71	.269	61	10	32	3	Wolfe (18)	Downey (9)	KD/JZ (2)	Vranesh (56)	
9/11	@ Illinois (9)	N	W	15-13, 8-15, 14-16, 15-6, 15-9	11	88	.267	79	8	47	5	Wolfe (26)	Downey (15)	Downey (3)	Vranesh (75)	
9/14	at Wyoming	A	W	15-11, 12-15, 15-10, 15-7	8	75	.185	68	3	91	6	Zumerchik (16)	Downey (24)	SW/JZ (2)	Vranesh (55)	
9/17	##Indiana	H	W	15-5, 15-8, 15-6	8	51	.260	34	4	54	7	Downey (12)	Wolfe (12)	Zumerchik (3)	Vranesh (32)	
9/18	##Michigan	H	W	15-11, 15-17, 15-13, 15-9	8	75	.187	62	4	80	12	Zumerchik (21)	Downey (19)	Zumerchik (8)	Vranesh (59)	
9/22	* Kansas State	H	W	15-3, 15-9, 15-6	9	51	.279	39	11	29	5	Williams (14)	Williams (6)	KD/SP (2)	Vranesh (39)	
9/24	! at Kentucky (10)	A	L	12-15, 8-15, 6-15	9	44	.144	37	7	33	3	Downey (13)	Wolfe (10)	Zumerchik (2)	Vranesh (33)	
9/25	! Houston	N	W	15-10, 16-14, 15-13	9	52	.178	42	8	51	9	Downey (15)	Downey (12)	Zumerchik (7)	Vranesh (40)	
9/25	! Butler	N	W	15-7, 15-4, 15-7	9	44	.337	36	8	39	5	Downey (14)	Downey (15)	Zumerchik (3)	Vranesh (26)	
10/2	* Missouri	H	W	15-7, 15-10, 15-5	11	63	.268	50	9	41	4	Wolfe (14)	Wolfe (8)	Vranesh (2)	Vranesh (39)	
10/5	at Colorado St. (20)	A	W	16-14, 15-17, 15-12, 15-5	12	103	.219	84	5	117	14	Wolfe (25)	Vranesh (28)	Williams (5)	Vranesh (78)	
10/8	^ Pacific (11)	N	L	6-15, 15-17, 2-15	12	52	.196	44	2	53	2	Downey (17)	Wacholder (14)	KD/SW/JZ (1)	Vranesh (39)	
10/9	^ Texas (3)	N	L	16-14, 3-15, 13-15, 11-15	12	72	.144	72	9	99	9	KD/JZ (17)	Vranesh (25)	NV/JZ (5)	Vranesh (65)	
10/13	* Nebraska (11)	H	W	15-13, 9-15, 15-12, 5-15, 15-9	12	95	.197	79	2	94	7	Wolfe (23)	Vranesh (21)	Williams (4)	Vranesh (73)	
10/16	* Iowa State	H	W	15-5, 15-11, 15-8	12	44	.273	39	11	35	7	Downey (10)	KD/NV (7)	Williams (6)	Vranesh (39)	
10/20	Wyoming	H	W	15-12, 15-11, 15-10	11	57	.190	47	4	66	5	Downey (14)	Vranesh (16)	Zumerchik (3)	Vranesh (46)	
10/22	* at Kansas	A	W	15-2, 15-6, 15-13	11	41	.257	36	7	57	7	Williams (9)	Wacholder (15)	RW/LW (3)	Vranesh (30)	
10/23	* at Kansas State	A	W	15-7, 15-2, 15-7	11	48	.269	43	7	38	11	Downey (9)	KD/RW (9)	Williams (6)	Vranesh (35)	
10/26	* Oklahoma	H	W	15-13, 16-14, 15-13	10	59	.161	51	5	70	11	Downey (19)	Vranesh (20)	Zumerchik (6)	Vranesh (45)	
10/30	* at Nebraska (12)	A	L	8-15, 8-15, 8-15	10	34	.038	29	1	42	5	KD/SW (12)	Wacholder (11)	Williams (4)	Vranesh (28)	
11/3	* at Oklahoma	A	W	12-15, 15-8, 7-15, 15-3, 15-10	10	67	.250	56	11	60	4	Downey (22)	Vranesh (20)	Williams (3)	Vranesh (48)	
11/6	* Kansas	H	W	15-10, 10-15, 15-9, 15-6	10	73	.240	66	5	88	8	Downey (21)	Downey (22)	Williams (5)	Vranesh (60)	
11/13	* at Iowa State	A	W	15-7, 15-3, 15-13	9	37	.171	33	8	70	3	Downey (11)	RW/LW (14)	Downey (2)	Vranesh (30)	
11/16	Colorado State (RV)	H	W	15-4, 15-10, 15-13	9	65	.250	57	6	70	10	Wolfe (18)	Wacholder (18)	Williams (5)	Vranesh (54)	
11/20	* at Missouri	A	W	16-14, 15-10, 15-12	9	64	.238	54	4	93	7	KD/SW (15)	Downey (22)	Wacholder (2)	Vranesh (46)	
11/26	& Iowa State	N	W	7-15, 15-8, 15-10, 15-7	9	59	.139	51	7	65	2	Wolfe (20)	Wolfe (18)	Engel (2)	Vranesh (50)	
11/27	& Nebraska (8)	N	W	7-15, 15-10, 9-15, 15-13, 15-11	9	75	.154	65	9	83	9	Downey (25)	Downey (27)	LW/JZ (4)	Vranesh (59)	
12/5	\$ Illinois (23)	H	W	15-7, 15-5, 15-10	9	64	.349	56	5	43	4	Downey (19)	Downey (12)	Zumerchik (3)	Vranesh (53)	
12/9	\$\$Penn State (7)	N	L	15-9, 14-16, 18-16, 8-15, 7-15	9	99	.207	92	3	104	4	Downey (34)	Downey (24)	Williams (4)	Vranesh (87)	

\* - Big Eight Conference Match; # - Colorado PowerBar Invitational, Boulder, Colo.; @ - Reebok Challenge, Chicago, Ill.; ## - Coors Conference Challenge, Boulder, Colo.; ! - Ramada Conference Challenge, Lexington, Ky.; ^ - Bank of America/Stanford Invitational, Stanford, Calif.; & - Big Eight Tournament, Omaha, Neb.; \$ - NCAA Second Round Match, Boulder, Colo.; \$\$ - NCAA Midwest Regional (Sweet 16); Minneapolis, Minn.

## Team Statistics

Player	MP-MS	GP	K	E	TA	Pct.	Ast.	SA	SE	RE	Dig	BS	BA	TB	BE	BHE
Anderson	14-0	21	1	0	5	.200	20	2	7	1	5	0	0	0	0	1
Downey	32-30	112	501	230	1259	.215	26	44	55	45	414	22	35	57	11	1
Engel	13-0	15	16	9	51	.137	4	3	5	0	3	1	5	6	0	0
Parke	29-9	78	44	8	98	.367	8	9	18	1	68	3	1	4	0	1
Seiler	18-0	33	2	0	6	.333	1	0	8	0	24	0	0	0	0	0
Sweeney	8-5	24	42	15	98	.276	3	4	9	1	27	7	7	14	1	3
Vranesh	32-30	114	111	38	277	.264	1541	24	40	2	358	12	25	37	0	14
Wacholder	32-30	105	219	79	569	.246	51	26	24	12	296	6	28	34	5	1
Williams	27-25	95	247	108	592	.235	16	23	39	0	245	19	50	69	5	4
Wolfe	32-30	112	427	265	1403	.115	19	60	118	65	369	7	25	32	4	1
Zumerchik	32-30	109	382	124	835	.309	8	11	31	4	206	17	51	68	7	4
TOTALS	32	114	1992	876	5193	.215	1697	206	354	131	2015	94	227	207	33	30

## Team Roster

No.	Name	Pos.	Ht.	Yr.	Hometown (High School / College)
1	Kelly Prahm	MB	5-9	So.	Los Altos, Calif. (St. Francis)
2	Janine Zumerchik	MB	6-2	Jr.	Palos Park, Ill. (Carl Sandburg)
3	Tracy Seiler	S	5-8	RFr.	Chicago, Ill. (Maria)
4	Staci Wolfe	LS	5-10	Jr.	San Jose, Calif. (St. Francis)
5	Leah Williams	MB	6-0	So.	San Diego, Calif. (La Jolla)
6	Jennifer Anderson	S	5-10	Fr.	Crescent City, Calif. (Del Norte)
7	Nicole Vranesh	S	5-8	Sr.	Las Vegas, Nev. (Bonanza)
10	Karrie Downey	LS	5-10	Jr.	La Mesa, Calif. (Helix)
11	Rachel Wacholder	RS	5-8	Fr.	Laguna Beach, Calif. (Laguna)
13	Shannon Parke	LS	5-10	So.	Manhattan Beach, Calif. (Mira Costa)
14	Heather Sweeney	MB	5-11	So.	Nipomo, Calif. (Arroyo Grande)
16	*Brenda Bauernfeind	DS	5-7	Jr.	Denver, Colo. (Adams City/UCCS)
17	Kacey Engel	MB	6-1	RFr.	Arvada, Colo. (Arvada West)

\* - Spent the season as a redshirt.

HEAD COACH: Brad Saindon (Arizona State '76, Oklahoma '84)

ASSISTANT COACHES: Pi'i Aiu (Colorado '89), Janine Gremmel Smith (Texas '93)

## 1993 Milestones

- ✓ **Sept. 4**—In the third match of the season, CU head coach Brad Saindon wins his 100th career match.
- ✓ **Oct. 13**—CU edges Nebraska 3-2 in Boulder to set up CU's first-ever conference championship. With this championship, CU became just the second team to win a Big Eight championship, as Nebraska took the first 17 and the final two.
- ✓ **Dec. 5**—After topping the Huskers again and claiming their second straight Big Eight Tournament championship, CU earns a first-round bye and takes revenge on Illinois from an early season loss to the Illini. CU makes it to its first Sweet 16, losing in five games to Penn State.
- ✓ **AWARDS**—Karrie Downey and Nicole Vranesh both earn first team All-District, while Janine Zumerchik is named second-team. Downey and Vranesh are also first-team All-Big Eight selections. Brad Saindon earns his second straight Big Eight Coach of the Year Award and third overall.
- ✓ **STAT SHOTS**—The Buffs lead the Big Eight with 17.47 kills per game and 14.87 assists per game. The kills per game were second in the NCAA and the assists per game were seventh in the NCAA.
- ✓ **STAT SHOTS**—Nicole Vranesh led the Big Eight with 13.49 assists per game, which was good for fourth in the NCAA.
- ✓ **STAT SHOTS**—Staci Wolfe led the Big Eight with 59 aces in 112 games, or .53 per game.
- ✓ **STAT SHOTS**—Karrie Downey becomes the third player to reach 1,000 kills and the fourth to reach 1,000 digs, while Vranesh edged her out to become the third to 1,000 digs.
- ✓ **STAT SHOTS**—Vranesh took over first place on the career assists chart, recording her 4,000th and 5,000th on the season. She also finished her career playing in 343 consecutive games.
- ✓ **STAT SHOTS**—Staci Wolfe's 1,403 attacks are still a single-season record while Karrie Downey's 501 kills was a CU record and is still No. 2.



(23-8 • 10-2 Big Eight (2nd) • 13-4 Home • 7-3 Away • 3-1 Neutral)

Date	Opponent	H/A	W/L	Score	Rank	-----Team Statistical Totals-----						-----Individual Statistical Leaders-----			
						K	Att%	Asst	SA	Dig	TB	Kills	Digs	Blocks	Assists
9/1	# Washington (RV)	H	W	15-13, 15-7, 10-15, 16-14	14	79	.207	71	5	76	7	KD/SW (21)	Wolfe (19)	LW/JZ (2)	Anderson(62)
9/2	# BYU (6)	H	L	15-8, 13-15, 12-15, 9-15	14	62	.145	58	6	75	9	Wolfe (22)	Downey (18)	Williams (4)	Anderson(53)
9/3	# Butler	H	W	15-2, 15-7, 15-11	14	55	.255	49	3	51	5	Downey (15)	Downey (10)	Anderson (3)	Anderson(45)
9/7	New Orleans	H	W	15-3, 15-8, 15-8	14	39	.353	36	9	34	6	Downey (10)	LW/SW (9)	Williams (4)	Anderson(29)
9/9	^ Northern Illinois	N	W	15-3, 15-9, 15-4	14	36	.387	31	8	33	6	KD/SW (9)	SW/JZ (8)	Williams (3)	Anderson(29)
9/10	^ Houston (RV)	N	W	17-15, 15-8, 15-12	14	72	.308	66	10	50	11	Downey (18)	Wolfe (13)	Williams (5)	Anderson(61)
9/11	^ at Ohio State (5)	A	L	2-15, 12-15, 12-15	14	38	.050	32	6	39	7	LW/SW (10)	Downey (12)	KD/LW/JZ (3)	Anderson(31)
9/15	##Notre Dame (13)	H	L	4-15, 15-3, 13-15, 12-15	15	61	.199	56	4	69	10	Downey (22)	KD/SW (15)	Williams (5)	Anderson(38)
9/16	##Michigan State	H	W	16-14, 15-3, 14-16, 15-3	15	76	.197	68	6	95	10	Zumerchik (26)	Downey (25)	Williams (5)	Seiler(47)
9/18	##Texas A&M	H	L	14-16, 6-15, 15-4, 14-16	15	75	.145	69	4	94	11	Wolfe (31)	Downey (27)	Wacholder (5)	Seiler(40)
9/28	* at Oklahoma	A	W	15-11, 15-13, 17-15	19	52	.188	45	3	62	8	Wacholder (22)	Williams (15)	Zumerchik (4)	Seiler(42)
9/30	North Carolina	H	W	15-12, 15-5, 15-5	19	61	.306	55	2	70	14	Zumerchik (20)	Downey (20)	TS/LW/JZ (5)	Seiler(52)
10/1	* Kansas State	H	W	15-6, 15-9, 15-6	19	46	.269	46	7	38	4	Downey (13)	Downey (10)	Parke (2)	Seiler(43)
10/5	* at Missouri	A	W	15-7, 15-13, 16-14	17	46	.266	40	2	61	8	Wacholder (13)	Williams (16)	Williams (5)	Seiler(37)
10/8	* Iowa State	H	W	15-3, 15-8, 15-8	17	50	.322	42	8	50	10	Wacholder (18)	Downey (12)	Zumerchik (4)	Seiler(39)
10/11	at Wyoming (25)	A	W	15-6, 15-7, 15-9	17	52	.292	47	5	69	5	Downey (17)	Downey (15)	Zumerchik (3)	Seiler(41)
10/15	* Kansas	H	W	15-3, 15-1, 15-0	17	41	.456	38	3	29	8	Wacholder (17)	Zumerchik (10)	Koepke (4)	Seiler(33)
10/19	Colorado State	H	W	15-12, 15-6, 15-12	15	46	.183	42	1	74	18	Downey (16)	Downey (22)	Koepke (10)	Seiler(37)
10/21	* Missouri	H	W	15-2, 15-3, 15-1	15	22	.298	18	11	23	8	Downey (11)	Wacholder (6)	Williams (5)	Anderson(9)
10/25	Wyoming (RV)	H	W	15-10, 15-9, 18-16	14	61	.212	58	4	79	7	Downey (21)	Seiler (15)	Williams (4)	Seiler(52)
10/29	* at Nebraska (2)	A	L	3-15, 12-15, 5-15	14	60	.408	53	0	55	6	Downey (15)	Downey (13)	KD/LW/JZ (3)	Seiler(39)
11/2	* Oklahoma	H	W	15-6, 15-11, 15-3	14	46	.358	41	2	44	7	Downey (20)	Wacholder (17)	Williams (4)	Seiler(35)
11/5	* at Iowa State	A	W	15-7, 16-18, 15-10, 15-5	14	82	.294	70	6	97	13	Williams (14)	Downey (41)	Williams (8)	Seiler(66)
11/9	at Colorado State	A	W	15-4, 12-15, 15-3, 15-1	14	77	.314	66	10	78	10	Zumerchik (18)	Downey (25)	Williams (8)	Seiler(63)
11/12	* at Kansas	A	W	15-4, 15-2, 15-6	14	36	.255	31	8	50	6	Downey (11)	Zumerchik (12)	Williams (4)	Seiler(29)
11/16	* Nebraska (2)	H	L	13-15, 5-15, 2-15	13	33	.138	29	6	31	4	Downey (12)	Wacholder (11)	Williams (3)	Seiler(21)
11/19	* at Kansas State	A	W	15-8, 15-10, 15-12	13	52	.311	44	10	40	4	Downey (16)	Wacholder (12)	Zumerchik (3)	Seiler(44)
11/25	& Iowa State	N	W	14-16, 16-14, 11-15, 15-11, 16-14	13	84	.218	75	5	94	15	Downey (28)	Downey (29)	Williams (9)	Seiler(58)
11/26	& Nebraska (1)	N	L	6-15, 15-13, 6-15, 8-15	13	57	.147	52	7	61	10	Downey (20)	Downey (19)	Williams (8)	Seiler(51)
12/4	\$ Northern Iowa	H	W	14-16, 15-13, 15-9, 15-12	13	77	.244	72	4	78	16	Downey (21)	RWLW (18)	Downey (8)	Seiler(57)
12/9	\$\$Nebraska (1)	A	L	11-15, 7-15, 5-15	13	40	.152	35	2	46	2	Wacholder (16)	Downey (13)	Williams (2)	Seiler(33)

\* - Big Eight Conference Match; #-Colorado Coors Invitational, Boulder, Colo.; ^ - Buckeye Classic, Columbus, Ohio; ##-Colorado PowerBar Invitational, Boulder, Colo.; &- Big Eight Conference Tournament, Salina, Kan.; \$-NCAA Second Round Match, Boulder, Colo.; \$\$-NCAA Midwest Regional (Sweet 16), Lincoln, Neb.; All home matches played at Coors Events/Conference Center.

## Team Statistics

Player	MP-MS	GP	K	E	TA	Pct.	Asst.	SA	SE	RE	Dig	BS	BA	TB	BE	BHE
Anderson	24-7	55	15	8	39	.179	414	18	11	0	58	2	12	14	2	15
Baurenfeind	2-0	4	0	0	2	—	0	0	0	0	4	0	0	0	0	0
Downey	31-29	103	462	188	1276	.215	42	32	39	36	452	31	35	66	8	7
Engel	3-0	3	4	2	8	.250	0	0	2	0	2	0	1	1	0	1
Koepke	24-10	71	72	17	159	.246	12	6	34	0	47	10	51	61	4	4
Parke	29-0	85	12	4	41	.195	9	9	30	1	100	4	8	12	0	0
Prahn	7-0	9	3	1	8	.250	1	0	0	0	4	0	0	0	1	0
Seiler	31-19	94	30	13	89	.191	979	15	27	0	188	3	27	30	9	44
Wacholder	31-30	104	371	149	1206	.184	31	45	71	29	318	16	27	43	6	3
Williams	31-30	102	280	98	586	.311	16	22	23	0	282	29	98	127	9	2
Wolfe	10-9	34	155	64	383	.238	8	10	49	5	123	3	8	11	5	3
Zumerchik	31-29	102	296	94	707	.286	12	13	38	0	255	11	51	62	10	14
TOTALS	31	104	1700	636	4502	.236	1524	170	324	71	1833	109	318	268	54	93

## Team Roster

No.	Name	Pos.	Ht.	Yr.	Hometown (High School / College)
1	Kelly Prahn	MB	5-9	Jr.	Los Altos, Calif. (St. Francis)
2	Janine Zumerchik	MB	6-2	Sr.	Palos Park, Ill. (Carl Sandburg)
3	Tracy Seiler	S	5-9	So.	Chicago, Ill. (Maria)
4	Staci Wolfe	LS	5-10	Sr.	San Jose, Calif. (St. Francis)
5	Leah Williams	MB	6-0	Jr.	San Diego, Calif. (La Jolla)
6	Jennifer Anderson	S	5-9	So.	Crescent City, Calif. (Del Norte)
7	*Andria Shaw	LS	5-11	Fr.	Longmont, Colo. (Longmont)
8	*Shelly Wolfe	S	6-0	Fr.	San Jose, Calif. (St. Francis)
10	Karrie Downey	LS	5-10	Sr.	La Mesa, Calif. (Helix)
11	Rachel Wacholder	LS	5-9	So.	Laguna Beach, Calif. (Laguna)
12	Alison Koepke	MB	6-3	Fr.	Walnut Creek, Calif. (Monte Vista)
13	Shannon Parke	RS	5-10	Jr.	Manhattan Beach, Calif. (Mira Costa)
16	Brenda Bauernfeind	DS	5-8	Sr.	Thornton, Colo. (Adams City/UCCS)
17	Kacey Engel	MB	6-0	So.	Arvada, Colo. (Arvada West)

\*—Spent the season as a redshirt.

HEAD COACH: Brad Saindon (Arizona State '76, Oklahoma '84)

ASSISTANT COACHES: Pi'i Aiu (Colorado '89), Kim Jagd (UCLA '87)

## 1994 Milestones

- ✓ **Oct. 25**—The Buffs finish the best run in school history. Not only did the Buffs win 10 straight matches, which still ties the program record, but they swept all 10 teams to win 30 straight games.
- ✓ **Nov. 16**—The Buffs match against Nebraska draws 3,685 to the Events Center, still the school record.
- ✓ **Dec. 4**—The Buffs earn their fourth straight trip to the NCAA Tournament, fifth overall and sixth straight trip to the post season as they earn a first-round bye and defeat Northern Iowa in the second round for their second straight Sweet 16 appearance.
- ✓ **AWARDS**—Karrie Downey is named first-team all-district, while Leah Williams makes the second team. They both are named first-team all-Big Eight.
- ✓ **STAT SHOTS**—Downey surpasses Tina Murray in both career kills, digs and attacks and goes out as the all-time Big Eight leader in all three categories. She has a CU record 41 digs against Iowa State on Nov. 5 and her 4.39 digs per game average is the only instance in CU history when a player has averaged over 4.0 per game.
- ✓ **STAT SHOTS**—Staci Wolfe records 31 kills against Texas A&M on Sept. 18, setting a record for four games that still stands and surpassing the 1,000 kill plateau in what would be her last match. She was the fourth player to reach 1,000 kills and just a match earlier was the fifth to reach 1,000 digs for a career.
- ✓ **STAT SHOTS**—Janine Zumerchik became the fifth Buff to record 1,000 career kills, and is still the only middle blocker in CU history over 1,000 kills.
- ✓ **STAT SHOTS**—Rachel Wacholder led the Big Eight in conference matches with 22 aces in 37 games, averaging .60 per game.





1995

(17-11 • 8-4 Big Eight (2nd) • 10-3 Home • 6-6 Away • 1-2 Neutral)

Date	Opponent	H/A	W/L	Score	Team Statistical Totals							Individual Statistical Leaders			
					Rank	K	Att%	Ast	SA	Dig	TB	Kills	Digs	Blocks	Assists
9/1	# Ohio State (10)	H	W	9-15, 15-4, 15-7, 15-7	12	47	.227	38	9	47	22	Lodge (14)	Williams (12)	Koepke (10)	Wolfe (36)
9/2	# Kentucky	H	W	15-10, 15-5, 15-7	12	56	.339	48	4	44	9	Wacholder (17)	Wacholder (9)	AK/MS (4)	Wolfe (29)
9/3	# Georgia Tech (20)	H	L	6-15, 15-6, 15-13, 14-16, 19-21	12	81	.154	76	14	80	13	Wacholder (29)	Wacholder (34)	Williams (10)	Wolfe (68)
9/4	Ball State	H	W	15-12, 7-15, 2-15, 15-0, 24-22	12	69	.180	57	5	71	15	Schutz (18)	Wacholder (16)	Williams (12)	Wolfe (44)
9/7	^ Georgia (20)	N	L	15-11, 11-15, 13-15, 15-10, 11-15	12	52	.089	47	9	87	19	Wacholder (15)	Wacholder (18)	Williams (13)	Wolfe (38)
9/8	^ at BYU (17)	A	W	12-15, 15-6, 15-2, 15-10	12	57	.205	49	8	98	13	Wacholder (18)	Wacholder (29)	AK/LW (9)	Wolfe (44)
9/9	^ Minnesota	N	W	15-5, 15-12, 15-10	12	45	.256	39	6	68	14	Wacholder (12)	Wacholder (19)	Williams (7)	Wolfe (31)
9/13	at Wyoming	A	W	15-5, 15-4, 13-15, 15-3	15	66	.394	54	12	52	11	RW/LW (14)	TL/MS (9)	Williams (8)	Anderson (41)
9/17	Gonzaga	H	W	15-2, 15-6, 7-15, 15-3	15	57	.299	50	10	52	12	Williams (13)	Williams (15)	Williams (7)	Wolfe (46)
9/23	at Notre Dame (7)	A	L	13-15, 1-15, 14-16	15	42	.183	38	7	43	4	Wacholder (15)	TL/LW (9)	Williams (3)	Wolfe (23)
9/24	at Notre Dame (7)	A	L	0-15, 9-15, 4-15	15	17	.048	17	3	37	5	Wacholder (6)	Wacholder (11)	Schutz (3)	Anderson (13)
9/27	* Nebraska (1)	H	L	6-15, 5-15, 12-15	16	39	.225	32	6	25	3	Schutz (12)	Williams (6)	Williams (2)	Anderson (16)
9/30	* at Kansas State	A	L	10-15, 11-15, 15-10, 4-15	16	65	.251	53	3	54	9	Wacholder (21)	Schutz (12)	Williams (7)	Wolfe (33)
10/4	Colorado State	H	L	15-11, 12-15, 9-15, 4-15	20	70	.245	59	9	61	9	Wacholder (16)	Wacholder (17)	Koepke (5)	Wolfe (48)
10/7	* at Kansas	A	W	15-12, 16-14, 10-15, 15-11	20	69	.190	61	13	87	7	Wacholder (21)	TL/RW (14)	Williams (5)	JA/SW (27)
10/11	* Oklahoma	H	W	13-15, 15-4, 15-6, 15-8	24	66	.318	61	10	50	15	Wacholder (22)	Wacholder (18)	LS/LW (9)	Wolfe (58)
10/14	* at Iowa State	A	L	14-16, 15-6, 15-3, 13-15, 10-15	24	70	.192	62	10	107	17	Lodge (17)	Wacholder (33)	Koepke (11)	Wolfe (31)
10/18	Wyoming	H	W	15-7, 15-8, 15-8	—	47	.317	44	11	34	12	Wacholder (16)	Wacholder (9)	Koepke (7)	Wolfe (19)
10/21	* at Nebraska (1)	A	L	4-15, 3-15, 2-15	—	25	.079	23	1	21	1	Wacholder (9)	Wacholder (7)	SL/LW (1)	Wolfe (45)
10/24	at Colorado State	A	W	12-15, 15-5, 15-5, 5-15, 16-14	—	62	.273	50	5	50	18	Lodge (20)	LW/SW (10)	Bunce (10)	Wolfe (18)
10/27	* Missouri	H	W	15-3, 15-6, 15-11	—	43	.283	36	11	35	4	Wacholder (11)	Bunce (12)	Williams (2)	Anderson (18)
11/4	* Kansas	H	W	15-7, 15-7, 15-8	—	54	.263	50	6	58	12	Wacholder (16)	Williams (13)	Koepke (8)	Wolfe (36)
11/8	* at Missouri	A	W	15-11, 13-15, 15-10, 15-13	—	47	.108	43	12	69	16	SL/RW (11)	RW/SW (14)	Williams (8)	Wolfe (35)
11/11	* Iowa State	H	W	6-15, 15-13, 13-15, 15-11, 17-15	—	71	.137	63	5	94	20	Wacholder (26)	Wacholder (18)	Williams (10)	Wolfe (55)
11/15	* at Oklahoma	A	W	12-15, 15-9, 15-7, 15-6	—	63	.273	57	7	67	7	Wacholder (24)	Wacholder (14)	Williams (5)	Wolfe (53)
11/18	* Kansas State	H	W	15-12, 15-8, 15-6	—	33	.137	30	9	45	14	Lodge (11)	Williams (15)	Bunce (7)	Wolfe (26)
11/24	& Iowa State	N	L	17-15, 9-15, 15-17, 11-15	—	70	.120	64	8	127	14	Wacholder (25)	Wacholder (40)	Koepke (8)	Wolfe (61)
11/29	\$ at Northern Iowa (24)	A	L	7-15, 12-15, 19-21	—	65	.253	50	8	68	14	Williams (9)	Wolfe (16)	Bunce (8)	Wolfe (46)

\* – Big Eight Conference Match; # – Colorado PowerBar Invitational, Boulder, Colo.; ^ – BYU Mizzuno Invitational, Provo, Utah; & – Big Eight Tournament, Omaha, Neb.; \$ – NCAA First Round Match, Cedar Falls, Iowa.

## Team Statistics

Player	MP-MS	GP	K	E	TA	Pct.	Ast.	SA	SE	RE	Dig	BS	BA	TB	BE	BHE
Anderson	23-2	58	8	8	26	.000	226	7	18	3	58	0	7	7	3	6
Bunce	28-13	101	77	36	193	.212	6	14	19	0	154	5	53	58	5	3
Cochran	4-0	7	0	0	0	—	0	0	0	0	5	0	0	0	0	0
Koepke	28-26	105	148	70	413	.189	40	24	76	2	98	14	128	142	2	6
Lodge	28-19	97	265	125	761	.184	18	34	76	37	161	4	51	55	6	1
Lynch	27-19	92	152	67	546	.156	9	13	50	27	196	2	20	22	4	1
Owens	27-1	82	32	19	111	.117	3	11	12	11	92	1	1	2	0	3
Schutz	13-13	50	135	39	295	.325	7	19	23	1	94	9	33	42	4	0
Wacholder	28-28	107	438	186	1383	.182	10	38	48	43	399	6	22	28	2	1
Williams	28-28	107	266	70	566	.346	11	34	93	4	266	29	148	177	9	5
Wolfe	28-27	99	27	12	77	.195	1023	27	26	0	208	3	51	54	9	37
TOTALS	28	107	1548	632	4371	.210	1353	221	441	128	1731	73	514	330	44	63

## Team Roster

No.	Name	Pos.	Ht.	Yr.	Hometown (High School / College)
2	Tegan Lynch	RS	6-0	Fr.	Aptos, Calif. (Aptos)
4	Sarah Lodge	LS	5-11	Fr.	Houston, Texas (Cypress Creek)
5	Leah Williams	MB	6-0	Sr.	San Diego, Calif. (La Jolla)
6	Jennifer Anderson	S	5-9	Jr.	Crescent City, Calif. (Del Norte)
7	Melissa Schutz	MB	6-0	Fr.	Newport Beach, Calif. (Newport Harbor)
8	Shelly Wolfe	S	6-0	RFr.	San Jose, Calif. (St. Francis)
9	*Joyce Ortell	MB	5-11	Fr.	Parker, Colo. (Gateway)
10	Kathleen Bunce	MB	6-0	Sr.	Laguna Beach, Calif. (Capistrano Valley/Loyola)
11	Rachel Wacholder	LS	5-9	Jr.	Laguna Beach, Calif. (Laguna)
12	Alison Koepke	MB	6-3	So.	Walnut Creek, Calif. (Monte Vista)
13	Anne Marie Cochran	DS	5-7	So.	Saratoga, Calif. (Klein, Texas)
15	Courtney Owens	LS	5-9	Fr.	Newport Beach, Calif. (Cavalry Chapel)

\* – Spent the season as a redshirt.

HEAD COACH: Brad Saindon (Arizona State '76, Oklahoma '84)

ASSISTANT COACHES: Pi'i Aiu (Colorado '89), Katie Zabransky (Wisconsin '93)

## 1995 Milestones

- ✓ **Oct. 21** – CU falls at Nebraska in three games before a then-NCAA record crowd of 11,529.
- ✓ **Nov. 24** – Playing against Iowa State in the last Big Eight Conference Tournament, Rachel Wacholder shatters the NCAA record for attacks in a four-game match with a mind-blowing 106.
- ✓ **Nov. 29** – The Buffs make their fifth straight NCAA Tournament, sixth overall and seventh straight post-season appearance as they travel to Northern Iowa, who earned revenge against the Buffs who beat them in the 1994 NCAA Tournament and swept CU to end its season.
- ✓ **AWARDS** – Leah Williams is named first-team all-district and first-team all-Big Eight. Sarah Lodge earns the Big Eight Newcomer of the Year award, the first CU player to earn that honor.
- ✓ **STAT SHOTS** – Leah Williams led the Big Eight conference with a 1.64 blocks per game average, a mark that was good for sixth in the NCAA. That average and her 177 total blocks are still CU records.
- ✓ **STAT SHOTS** – Rachel Wacholder becomes the sixth player in program history to reach 1,000 kills and the sixth to reach 1,000 digs, in doing so she became the fourth to reach 1,000 in both. Her 34 digs against Georgia Tech in five games is still the CU record for five games and her 40 against Iowa State at the Big Eight Tournament is just the second time a player's had 40 or more digs.

(19-10 • 13-7 Big 12 (3rd) • 11-6 Home • 8-4 Away • 0-0 Neutral)

Date	Opponent	H/A	W/L	Score	Rank	-----Team Statistical Totals-----							-----Individual Statistical Leaders-----			
						K	Att%	Ast	SA	Dig	TB	Kills	Digs	Blocks	Assists	
8/30	# Texas-Arlington	H	W	15-5, 15-11, 15-4	22	44	.248	35	10	36	2	Wacholder (11)	Lodge (7)	Owens (2)	Campbell (30)	
8/31	# Wisconsin (12)	H	L	13-15, 8-15, 15-12, 11-15	22	74	.224	68	9	66	9	Lodge (19)	Campbell (16)	Lodge (4)	Campbell (59)	
9/6	at Duke	A	DNP	Match cancelled due to Hurricane Fran.												
9/7	at North Carolina	A	W	15-7, 7-15, 15-6, 8-15, 15-12	—	78	.271	71	4	75	8	Wacholder (20)	Wacholder (19)	Koepke (5)	Campbell (66)	
9/11	Wyoming	H	W	15-5, 15-9, 15-13	—	61	.272	52	8	44	4	Lodge (14)	SL/TL (9)	SB/AK (2)	Campbell (46)	
9/13	Utah	H	W	15-7, 16-14, 15-13	—	53	.295	48	11	49	5	Lodge (19)	Lynch (10)	Koepke (4)	Campbell (43)	
9/17	Colorado State (21)	H	L	9-15, 10-15, 9-15	—	50	.157	45	6	47	10	Lodge (21)	Lodge (10)	Wacholder (4)	Campbell (39)	
9/19	Air Force	H	W	15-4, 15-6, 15-8	—	53	.359	48	2	54	17	Wacholder (16)	Lynch (15)	Bunce (11)	Campbell (41)	
9/27	* Kansas State	H	L	10-15, 15-4, 15-10, 10-15, 9-15	—	86	.243	79	2	103	12	Lodge (19)	Campbell (22)	Schutz (5)	Campbell (67)	
9/28	* Kansas	H	W	15-13, 15-13, 15-2	—	70	.256	62	3	62	7	Wacholder (21)	Lynch (14)	Schutz (5)	Campbell (58)	
10/4	* at Missouri	A	W	15-5, 15-4, 15-3	—	45	.437	35	2	36	7	Schutz (8)	Lynch (4)	KB/AK (3)	Campbell (33)	
10/5	* at Iowa State	A	W	15-9, 15-8, 15-10	—	59	.260	52	4	55	8	Schutz (13)	Campbell (12)	Schutz (4)	Campbell (45)	
10/9	* Nebraska (6)	H	L	14-16, 11-15, 10-15	—	69	.190	64	5	66	9	Wacholder (17)	Wacholder (16)	Koepke (5)	Campbell (58)	
10/11	* Oklahoma	H	W	17-15, 10-15, 15-13, 15-4	—	81	.208	74	7	105	11	Wacholder (21)	SL/RW (19)	Koepke (5)	Campbell (64)	
10/18	* Texas (8)	H	L	9-15, 8-15, 15-11, 15-8, 11-15	—	92	.203	86	5	100	11	SL/RW (21)	Lynch (25)	Campbell (5)	Campbell (79)	
10/19	* Texas A&M (10)	H	L	15-17, 8-15, 11-15	—	51	.086	46	3	65	10	Wacholder (19)	Wacholder (15)	Schutz (5)	Campbell (43)	
10/25	* at Texas Tech (20)	A	W	7-15, 15-8, 16-14, 11-15, 15-8	—	87	.286	82	3	76	13	Wacholder (27)	KC/RW (17)	Koepke (9)	Campbell (70)	
10/26	* at Baylor	A	W	15-13, 15-9, 15-12	—	56	.231	51	10	39	8	Bowen (13)	Lynch (12)	Bowen (4)	Campbell (49)	
10/30	* at Nebraska (7)	A	L	4-15, 5-15, 11-15	—	24	.043	23	5	33	6	Wacholder (7)	SL/RW (7)	Koepke (4)	Campbell (22)	
11/2	* at Oklahoma	A	L	10-15, 16-14, 15-12, 10-15, 11-15	—	106	.270	96	7	90	10	Lodge (36)	Lodge (26)	Koepke (5)	Campbell (86)	
11/8	* Iowa State	H	W	15-9, 15-9, 15-1	—	65	.372	56	7	48	8	SL/MS (13)	Owens (8)	Wacholder (4)	Campbell (46)	
11/9	* Missouri	H	W	15-9, 15-8, 15-8	—	49	.282	43	7	40	4	Wacholder (14)	Campbell (13)	Campbell (2)	Campbell (32)	
11/15	* at Kansas	A	W	15-7, 15-11, 15-5	—	44	.265	42	4	37	7	Wacholder (12)	Campbell (13)	Schutz (3)	Campbell (36)	
11/16	* at Kansas State (20)	A	W	16-14, 13-15, 15-3, 15-7	—	74	.254	70	8	80	8	Lodge (18)	Wacholder (25)	Schutz (6)	Campbell (60)	
11/22	* Baylor	H	W	15-9, 15-11, 15-2	—	54	.271	50	4	51	13	Wacholder (24)	Campbell (12)	Koepke (6)	Campbell (40)	
11/23	* Texas Tech (21)	H	W	15-11, 17-15, 15-9	—	78	.288	74	5	67	13	Wacholder (22)	Lodge (14)	Koepke (7)	Campbell (65)	
11/29	* at Texas A&M (16)	A	L	10-15, 12-15, 5-15	—	49	.130	44	6	45	2	Lodge (13)	Lodge (12)	kb/kc/ak/rw (1)	Campbell (39)	
11/30	* at Texas (8)	A	W	16-14, 7-15, 6-15, 15-12, 15-10	—	100	.252	85	8	89	9	Lodge (28)	Wacholder (18)	Koepke (6)	Campbell (74)	
12/4	\$ Oral Roberts (25)	H	W	15-9, 13-15, 15-7, 15-12	—	95	.272	86	6	89	7	Schutz (24)	Lynch (26)	KC/AK/MS (3)	Campbell (74)	
12/8	\$\$ at Hawai'i (5)	A	L	12-15, 11-15, 13-15	—	62	.227	59	7	58	7	Lodge (15)	Lodge (9)	KC/AK (4)	Campbell (55)	

\* – Big 12 Conference Match; # – Colorado PowerBar Invitational, Boulder, Colo.; \$ – NCAA Tournament First Round, Boulder, Colo.; \$\$ – NCAA Second Round, Honolulu, Hawai'i. All Home Matches Played At Coors Events/Conference Center.

## Team Statistics

Player	MP-MS	GP	K	E	TA	Pct.	Ast.	SA	SE	RE	Dig	BS	BA	TB	BE	BHE
Bowen	19-1	35	28	12	65	.246	2	10	14	0	22	2	10	12	0	0
Bunce	29-6	95	81	20	207	.295	5	5	22	0	158	1	32	33	3	2
Campbell	29-29	103	126	36	301	.299	1519	15	31	0	308	8	48	56	13	33
Engelking	26-1	73	81	44	201	.184	25	6	13	13	66	4	18	22	3	5
Koepke	26-25	90	190	69	471	.257	14	20	52	1	101	14	80	94	7	8
Lodge	28-28	94	416	197	1027	.213	37	30	65	42	277	9	33	42	4	6
Lynch	29-29	98	211	102	557	.196	44	10	61	25	297	2	41	43	5	7
Owens	27-1	90	65	38	201	.134	19	13	37	6	114	4	5	9	3	2
Schutz	28-26	93	255	93	584	.277	12	23	45	2	131	9	57	66	8	3
Wacholder	29-29	103	456	130	1181	.276	48	36	48	21	329	10	41	51	4	6
TOTALS	29	103	1909	741	4795	.244	1725	168	388	110	1803	63	365	242	50	72

## Team Roster

No.	Name	Pos.	Ht.	Yr.	Hometown (High School / College)
2	Tegan Lynch	RS	6-0	So.	Aptos, Calif. (Aptos)
3	Kelly Campbell	RS	6-1	Fr.	Corona Del Mar, Calif. (Corona Del Mar)
4	Sarah Lodge	LS	5-11	So.	Houston, Texas (Cypress Creek)
6	Jennifer Anderson	S/DS	5-9	Sr.	Crescent City, Calif. (Del Norte)
7	Melissa Schutz	MB	6-0	So.	Newport Beach, Calif. (Newport Harbor)
8	Kristin Dorsch	LS	5-10	Fr.	Cypress, Texas (Cypress Fairbanks)
10	Kathleen Bunce	MB	6-0	Sr.	Laguna Beach, Calif. (Capistrano Valley/Loyola)
11	Rachel Wacholder	LS	5-9	Sr.	Laguna Beach, Calif. (Laguna)
12	Alison Koepke	MB	6-3	Jr.	Walnut Creek, Calif. (Monte Vista)
15	Courtney Owens	LS	5-9	So.	Newport Beach, Calif. (Calvary Chapel)
16	Shana Bowen	MB	6-2	Fr.	San Diego, Calif. (Scripps Ranch)

HEAD COACH: Brad Saindon (Arizona State '76, Oklahoma '84)

ASSISTANT COACHES: Pi'i Aiu (Colorado '89), Meg Fitzgerald (Florida '96)

## 1996 Milestones

- ✓ **Nov. 29** – Rachel Wacholder records 24 kills in a three game match against Baylor, still a CU record.
- ✓ **Nov. 30** – The Buffs top No. 8 Texas 3-2 in Austin, marking the fifth time in CU has knocked off a Top 10 team.
- ✓ **Dec. 4** – The Buffs make an appearance in their sixth-straight NCAA Tournament, the seventh overall and their eighth straight in the postseason, as they host Oral Roberts in the first round. It marked the third time they've hosted a tournament match and they won 3-1.
- ✓ **AWARDS** – Kelly Campbell becomes the first Buff and was the only Big 12 freshman to be tabbed first-team All-Big 12 and was joined by Rachel Wacholder on that list.
- ✓ **STAT SHOTS** – CU averaged 18.53 kills and 16.57 digs per game, tops in the Big 12 and second in the NCAA. Their 17.52 digs per game mark also led the Big 12.
- ✓ **STAT SHOTS** – Kelly Campbell averaged 14.75 assists per game, still a CU single season record and a mark good enough for third in the NCAA.
- ✓ **STAT SHOTS** – Rachel Wacholder ends up second on the career kills chart with 1,456 in her career. She also played in the last 383 games of her career, a new CU record and among the top 20 in NCAA history.
- ✓ **STAT SHOTS** – Kathleen Bunce recorded 11 blocks against Air Force on Sept. 16, a mark that is still tied for tops in a three-game match.





# 1997

(22-9 • 16-4 Big 12 (2nd) • 12-2 Home • 9-6 Away • 1-1 Neutral)

Date	Opponent	H/A	W/L	Score	Rank	Team Statistical Totals						Individual Statistical Leaders			
						K	Att%	Asst	SA	Dig	TB	Kills	Digs	Blocks	Assists
8/30	at Utah	A	W	15-11, 15-9, 15-9	23	60	.331	42	6	45	6	Schutz (16)	Owens (15)	Lynch (5)	Campbell (38)
9/6	+ Villanova	N	W	15-10, 13-15, 15-10, 15-3	22	92	.301	83	6	75	15	Lynch (20)	Lodge (24)	Koepke (10)	Campbell (69)
9/7	at USC (10)	A	L	15-13, 12-15, 15-8, 5-15, 13-15	22	71	.226	67	8	58	8	Lodge (29)	Lodge (15)	Koepke (6)	Campbell (58)
9/11	# Georgia	H	W	15-5, 10-15, 15-2, 15-11	22	75	.331	71	6	46	7	Lodge (18)	Lodge (11)	Koepke (5)	Campbell (56)
9/13	# Notre Dame (21)	H	W	15-7, 15-9, 15-12	22	49	.185	45	4	45	11	Lodge (14)	Lynch (14)	Schutz (7)	Campbell (36)
9/16	at Colorado St. (24)	A	L	8-15, 15-9, 4-15, 8-15	20	76	.195	68	2	57	7	Schutz (17)	Owens (13)	Koepke (3)	Campbell (63)
9/19	^ UCSB (7)	N	L	15-11, 13-15, 8-15, 6-15	20	55	.174	51	7	37	6	Lodge (13)	Lynch (10)	Koepke (5)	Campbell (44)
9/20	at Stanford (4)	A	L	10-15, 4-15, 4-15	20	35	.070	34	2	40	5	TL/CO (10)	Owens (9)	AK/CO (3)	Campbell (30)
9/26	* at Kansas State	A	W	15-12, 8-15, 15-12, 15-12	24	74	.115	53	3	96	12	Owens (18)	Owens (21)	Schutz (7)	Campbell (46)
9/27	* at Kansas	A	W	15-7, 15-7, 15-10	24	52	.298	48	4	47	7	Lodge (17)	Campbell (11)	Koepke (3)	Campbell (44)
10/3	* Missouri	H	W	15-3, 15-13, 15-11	24	64	.328	59	7	34	5	Lodge (17)	Owens (8)	Schutz (3)	Campbell (56)
10/4	* Iowa State	H	W	15-8, 15-4, 15-9	24	47	.217	43	4	45	10	Owens (11)	TL/CO (10)	Koepke (7)	Campbell (32)
10/8	* at Nebraska (5)	A	W	11-15, 15-9, 15-7, 6-15, 15-8	22	84	.197	75	6	74	9	Lodge (27)	Lynch (20)	Koepke (7)	Campbell (68)
10/11	* at Oklahoma	A	W	15-13, 14-16, 8-15, 15-9, 15-9	22	85	.211	79	12	76	8	Lodge (33)	Lynch (15)	AK/CO (3)	Campbell (73)
10/17	* at Texas A&M (12)	A	L	9-15, 13-15, 11-15	19	45	.143	42	2	53	11	Lodge (15)	Campbell (12)	Koepke (10)	Campbell (35)
10/18	* at Texas (11)	A	L	8-15, 6-15, 8-15	19	62	.222	58	0	60	3	Owens (15)	Lynch (16)	Koepke (3)	Campbell (56)
10/24	* Texas Tech	H	L	15-7, 6-15, 10-15, 13-15	20	72	.163	68	0	81	11	Lodge (22)	Lynch (20)	Koepke (5)	Campbell (60)
10/28	* Nebraska (4)	H	W	15-4, 15-13, 15-12	20	62	.231	57	2	60	9	Lodge (16)	Dorsch (15)	Koepke (5)	Campbell (54)
10/31	* Oklahoma	H	W	16-14, 15-11, 15-12	20	86	.268	82	4	75	6	Lodge (21)	Lodge (20)	KC/AK/SL (2)	Campbell (75)
11/7	* at Iowa State	A	W	15-7, 15-4, 15-9	22	51	.321	47	8	47	8	Koepke (12)	Lynch (14)	Koepke (4)	Campbell (41)
11/8	* at Missouri	A	W	15-11, 15-9, 15-5	22	49	.261	46	4	49	5	AK/TL (11)	SL/CO (10)	AK/SL (3)	Campbell (45)
11/11	* Baylor	H	W	15-12, 15-5, 15-13	22	48	.232	42	5	42	7	Lodge (18)	Lodge (10)	Koepke (4)	Campbell (31)
11/14	* Kansas	H	W	15-10, 15-2, 15-9	22	66	.350	62	6	58	9	Lodge (18)	Lodge (12)	Koepke (5)	Campbell (54)
11/15	* Kansas State	H	W	15-9, 15-3, 16-14	22	68	.391	64	2	50	12	Lodge (22)	Lynch (10)	Koepke (6)	Campbell (56)
11/21	* at Baylor	A	W	15-12, 10-15, 15-6, 15-3	22	61	.261	56	4	71	10	Lodge (16)	Lynch (15)	Schutz (6)	Campbell (49)
11/22	* at Texas Tech	A	W	15-12, 15-3, 15-7	22	48	.246	42	2	58	13	Schutz (11)	Koepke (14)	Koepke (10)	Campbell (38)
11/28	* Texas (9)	H	W	13-15, 15-8, 5-15, 15-13, 15-3	23	107	.264	99	2	76	10	Lodge (40)	Lodge (18)	Schutz (7)	Campbell (88)
11/29	* Texas A&M (16)	H	L	8-15, 12-15, 15-2, 7-15	23	68	.172	65	3	58	8	Lodge (19)	Lynch (14)	AK/TL (4)	Campbell (59)
12/6	\$ Tennessee Tech	H	W	15-4, 15-3, 15-7	20	41	.308	39	5	43	11	Lodge (10)	Lynch (11)	Koepke (4)	Campbell (29)
12/7	* Oral Roberts	H	W	13-15, 15-10, 14-16, 15-6, 15-12	20	80	.234	74	3	81	23	Lodge (29)	Campbell (16)	Koepke (13)	Campbell (69)
12/12	\$\$ at Stanford (3)	A	L	7-15, 3-15, 1-15	14	32	.073	32	1	29	2	SL/MS (8)	Owens (6)	Schutz (2)	Campbell (30)

\* – Big 12 Conference Match; # – Colorado PowerBar Invitational, Boulder, Colo.; + – Match played at Los Angeles, Calif.; ^ – Match played at Stanford, Calif.; \$ – NCAA First- and Second-Rounds, Boulder, Colo.; \$\$ – NCAA Mountain Regional (Sweet 16), Stanford, Calif.; All Home Matches Played At Coors Events/Conference Center.

## Team Statistics

Player	MP-MS	GP	K	E	TA	Pct.	Asst.	SA	SE	RE	Dig	BS	BA	TB	BE	BHE
Bowen	18-3	39	58	20	129	.295	4	9	3	1	60	2	21	23	4	2
Campbell	31-31	111	90	23	249	.269	1582	23	30	2	282	4	66	70	8	23
Engelking	29-2	59	116	66	334	.150	8	5	12	11	98	3	11	14	8	3
Koepke	30-30	108	292	97	681	.286	12	23	51	4	194	23	121	144	14	3
Lodge	31-31	110	528	252	1247	.221	27	19	44	40	322	13	46	59	9	6
Lynch	31-31	110	329	127	754	.268	113	10	22	29	345	1	49	68	6	8
Owens	31-26	103	295	161	840	.160	24	14	34	22	279	6	31	37	3	3
Schutz	31-27	97	259	97	592	.274	18	27	48	6	160	6	72	78	15	2
Small	21-2	49	0	1	2	-.500	5	0	1	0	26	0	0	0	0	0
TOTALS	31	111	1967	844	4828	.233	1793	130	245	115	1766	58	435	275	67	50

## Team Roster

No.	Name	Pos.	Ht.	Yr.	Hometown (High School / College)
1	Lisa Small	S/DS	5-7	Fr.	Galt, Calif. (Galt)
2	Tegan Lynch	RS	6-0	Jr.	Aptos, Calif. (Aptos)
3	Kelly Campbell	S	6-0	So.	Corona Del Mar, Calif. (Corona Del Mar)
4	Sarah Lodge	LS	5-11	Jr.	Houston, Texas (Cypress Creek)
6	*Josee Roberge	RS	6-3	Fr.	St.-Georges, Quebec (Polyvalente)
7	Melissa Schutz	MB	6-0	Jr.	Newport Beach, Calif. (Newport Harbor)
8	Kristin Dorsch	LS	5-11	So.	Cypress, Texas (Cypress Fairbanks)
9	*Sylvie Roberge	MB	6-3	Fr.	St.-Georges, Quebec (Jesus-Marie)
12	Alison Koepke	MB	6-3	Sr.	Walnut Creek, Calif. (Monte Vista)
15	Courtney Owens	LS	5-9	Jr.	Costa Mesa, Calif. (Calvary Chapel)
16	Shana Bowen	MB	6-2	So.	San Diego, Calif. (Scripps Ranch)

\* – Spent the season as a redshirt.

HEAD COACH: Pi'i Aiu (Colorado '89)

ASSISTANT COACHES: Carrie Appleman (Colorado State'93), Robyn Read (Illinois State '96)

## 1997 Milestones

- ✓ **April 25** – Brad Saindon, coach of the Buffs for 11 seasons, announces he is leaving to coach the Australian National Team through the 2000 Olympics.
- ✓ **May 20** – Athletic Director Dick Tharp announces the hiring of Pi'i Aiu, who has been associated with the program since its inception in 1986, to become the third head coach in program history. It is approved by the Board of Regents on June 4.
- ✓ **Oct. 8** – CU tops No. 5 Nebraska in Lincoln, becoming the first conference team ever to win at Nebraska and giving the Buffs a win over the highest ranked opponent in program history.
- ✓ **Oct. 29** – The Buffs sweep the Huskers for the first time, also sweeping the season series for the first time.
- ✓ **Dec. 6** – The Buffs earn their seventh straight NCAA Tournament appearance, their eighth overall and their ninth straight post season appearance as they host a match for the fourth time. They advanced past the first two rounds to earn the program's third Sweet 16 appearance.
- ✓ **AWARDS** – Sarah Lodge earned the program's first AVCA National Player of the Week Award on Oct. 14. Head coach Pi'i Aiu is named the Big 12 and District V Coach of the Year in his rookie season. Lodge and Kelly Campbell both earn first-team All-Big 12 nods and Lodge earns a first-team all-district honor, as well.
- ✓ **STAT SHOTS** – CU's 17.72 kills per game and their 16.16 assists per game both lead the Big 12. The kills per game is third in the NCAA and the digs per game is second.
- ✓ **STAT SHOTS** – Kelly Campbell's 14.25 assist per game is second in the Big 12 and fourth in the NCAA.
- ✓ **STAT SHOTS** – Sarah Lodge becomes the seventh player in history to reach 1,000 kills and her season totals of 528 and 4.80 per game are still CU records. Her 40 kills against Texas on Nov. 28 marks the first (and only) time a CU player has reached 40 kills.
- ✓ **STAT SHOTS** – Alison Koepke becomes the second Buff to reach 400 career blocks.



(22-8 • 14-6 Big 12 (3rd) • 12-4 Home • 8-4 Away • 2-0 Neutral)

Date	Opponent	H/A	W/L	Score	Rank	Team Statistical Totals						Individual Statistical Leaders			
						K	Att%	Ast	SA	Dig	TB	Kills	Digs	Blocks	Assists
9/5	^ Georgia	N	W	15-12, 15-4, 15-1	12	56	.311	50	9	42	6	Lodge (20)	Lodge (15)	Campbell (3)	Campbell (43)
9/6	^ at Notre Dame (16)	A	W	15-6, 15-13, 15-6	12	82	.313	73	4	65	6	Lodge (24)	Lynch (16)	Dorsch (5)	Campbell (56)
9/11	# San Francisco	H	W	15-1, 15-7, 15-4	12	44	.368	39	6	33	7	Schutz (8)	Nielsen (9)	Schutz (4)	Campbell (33)
9/12	# Stanford (9)	H	L	10-15, 15-11, 8-15, 15-6, 5-15	12	92	.163	86	5	86	13	Lodge (25)	Lynch (26)	Dorsch (9)	Campbell (74)
9/16	Colorado State (RV)	H	W	15-11, 15-9, 15-3	12	47	.221	44	3	42	10	Lodge (12)	Lodge (12)	Dorsch (5)	Campbell (36)
9/18	New Mexico State	H	W	15-4, 15-8, 15-13	12	42	.283	41	4	33	4	Lynch (9)	Owens (7)	CO/MS (2)	Campbell (33)
9/19	Maryland	H	W	15-12, 15-4, 15-10	12	47	.219	40	9	33	9	Dorsch (10)	Campbell (10)	Dorsch (5)	Campbell (34)
9/25	* Missouri	H	W	15-6, 11-15, 15-7, 15-4	12	70	.284	66	6	51	13	Lynch (17)	Campbell (18)	TL/MS (5)	Campbell (57)
9/27	* Iowa State	H	W	15-8, 15-4, 15-3	12	50	.326	47	6	36	8	Lynch (15)	Schutz (8)	Dorsch (4)	Campbell (38)
10/2	* at Oklahoma	A	W	15-6, 15-9, 11-15, 15-3	12	63	.213	57	10	58	9	Lodge (18)	Owens (14)	Dorsch (7)	Campbell (51)
10/3	* at Kansas	A	W	15-11, 15-6, 15-5	12	44	.279	38	8	43	4	KD/CO (9)	Lynch (10)	KC/KD/SL (2)	Campbell (35)
10/9	* at Baylor	A	W	15-9, 12-15, 15-6, 15-6	12	68	.287	57	9	54	12	Owens (17)	KC/TL (12)	Lynch (6)	Campbell (46)
10/10	* at Texas Tech	A	W	15-11, 12-15, 15-8, 15-2	12	89	.330	78	4	81	8	Lodge (21)	Lodge (21)	Schutz (5)	Campbell (75)
10/16	* Texas A&M (15)	H	W	15-12, 3-15, 15-2, 15-9	12	83	.241	72	1	82	12	Lodge (17)	Lodge (19)	SB/KC/SL (4)	Campbell (66)
10/17	* Texas (13)	H	L	11-15, 10-15, 15-9, 15-8, 8-15	12	106	.194	103	4	103	10	Owens (25)	Lynch (29)	SB/SL (5)	Campbell (84)
10/23	* Kansas	H	W	15-2, 15-10, 15-4	13	60	.348	57	4	46	7	Owens (18)	Nielsen (13)	Dorsch (5)	Campbell (49)
10/24	* Oklahoma	H	W	15-8, 15-9, 8-15, 15-4	13	79	.272	75	6	79	9	Owens (18)	KD/CO (17)	Dorsch (7)	Campbell (60)
10/30	* at Iowa State	A	W	15-2, 15-7, 15-2	13	53	.422	50	7	43	7	Owens (13)	Owens (9)	KC/KD/CO (3)	Campbell (43)
10/31	* at Missouri	A	W	3-15, 15-6, 15-11, 16-14	13	72	.246	59	3	74	10	Dorsch (24)	Lynch (19)	Bowen (6)	Campbell (55)
11/4	* at Nebraska (3)	A	L	7-15, 5-15, 3-15	13	47	.033	46	1	50	3	KD/CO/MS (10)	CO/MS (13)	KD/CO (2)	Campbell (44)
11/7	* Kansas State (21)	H	L	11-15, 11-15, 16-14, 9-15	13	82	.106	81	6	95	11	Owens (23)	Lynch (22)	Bowen (7)	Campbell (72)
11/11	Denver	H	W	15-8, 15-3, 15-10	15	65	.321	61	2	65	6	Lodge (17)	Lodge (15)	KE/SL/TL (2)	Campbell (49)
11/13	* Texas Tech (23)	H	W	15-11, 5-15, 15-4, 15-6	15	95	.276	86	0	74	10	Owens (20)	Owens (19)	Dorsch (5)	Campbell (72)
11/15	* Baylor	H	W	15-5, 15-8, 15-5	15	49	.320	49	5	37	16	Lodge (13)	Lynch (10)	Dorsch (9)	Campbell (44)
11/20	* at Texas (12)	A	L	15-3, 14-16, 8-15, 3-15	15	87	.253	79	3	74	5	Bowen (20)	TL/CO (16)	Bowen (3)	Campbell (73)
11/21	* at Texas A&M (22)	A	L	11-15, 5-15, 15-5, 15-13, 10-15	15	83	.230	76	1	91	11	Owens (19)	TL/KC (20)	Lodge (5)	Campbell (63)
11/25	* Nebraska (3)	H	L	10-15, 12-15, 12-15	17	64	.176	53	3	72	7	Owens (18)	Campbell (20)	KD/CO (4)	Campbell (35)
11/27	* at Kansas State (22)	A	W	15-13, 9-15, 16-14, 15-8	17	100	.267	90	5	108	16	Owens (29)	Lynch (25)	Bowen (8)	Campbell (70)
12/4	\$ San Jose State	N	W	15-12 15-9, 15-9	17	60	.140	57	4	60	19	KD/TL (15)	Owens (14)	Dorsch (9)	Campbell (43)
12/5	\$ at Illinois (19)	A	L	12-15, 11-15, 14-16	17	55	.159	48	6	55	13	Lodge (14)	Lodge (13)	Dorsch (7)	Campbell (39)

\* - Big 12 Conference Match; ^ - Shamrock Invitational, Notre Dame, Ind.; # - Colorado PowerBar Invitational, Boulder, Colo.; \$ - NCAA Tournament First- and Second-Rounds, Champaign, Ill.; All Home Matches Played At Coors Events/Conference Center.

## Team Statistics

Player	MP-MS	GP	K	E	TA	Pct.	Ast.	SA	SE	RE	Dig	BS	BA	TB	BE	BHE
Bowen	26-12	67	168	50	343	.344	9	13	25	0	102	6	61	67	4	1
Campbell	30-30	107	180	35	357	.406	1572	31	23	0	321	4	59	63	1	14
Engelking	30-29	105	350	105	690	.355	15	7	29	0	104	17	109	126	12	4
Hayes	1-0	1	2	1	3	.333	0	0	1	0	0	0	1	1	0	0
Lodge	30-28	105	372	186	991	.188	53	13	36	34	321	9	51	60	6	0
Lynch	30-30	107	332	127	813	.252	137	14	5	34	378	5	69	74	3	5
Nielsen	29-3	86	65	37	178	.157	18	10	11	3	138	0	7	7	1	0
Owens	30-30	106	399	221	1175	.151	47	31	58	9	342	9	47	56	5	2
J.Roberge	5-0	6	7	2	17	.294	1	0	0	0	6	0	3	3	0	0
S.Roberge	8-0	8	11	2	18	.500	0	0	1	0	0	0	3	3	0	0
Schutz	29-17	74	148	59	340	.262	15	23	28	2	142	2	51	53	4	4
Small	20-1	30	0	0	1	.000	0	3	1	0	10	0	0	0	0	0
TOTALS	30	107	2034	825	4926	.245	1867	145	218	82	1864	52	461	282	36	30

## Team Roster

No.	Name	Pos.	Ht.	Yr.	Hometown (High School / College)
1	Lisa Small	S/DS	5-7	So.	Galt, Calif. (Galt)
2	Tegan Lynch	RS	6-0	Sr.	Aptos, Calif. (Aptos)
3	Kelly Campbell	S	6-1	Jr.	Corona Del Mar, Calif. (Corona Del Mar)
4	Sarah Lodge	LS	5-11	Sr.	Houston, Texas (Cypress Creek)
5	*Cory Hayes	MB	6-2	Fr.	Houston, Texas (Clements)
6	Josee Roberge	RS	6-3	RFr.	St.-Georges, Quebec (Polyvalente)
7	Melissa Schutz	MB	6-0	Sr.	Newport Beach, Calif. (Newport Harbor)
8	Kristin Dorsch	MB	5-11	Jr.	Cypress, Texas (Cypress Fairbanks)
9	Sylvie Roberge	MB	6-3	RFr.	St.-Georges, Quebec (Jesus-Marie)
10	Sonja Nielsen	LS	5-10	Fr.	Poway, Calif. (Poway)
15	Courtney Owens	LS	5-9	Sr.	Newport Beach, Calif. (Calvary Chapel)
16	Shana Bowen	MB	6-2	Jr.	San Diego, Calif. (Scripps Ranch)

\* - Spent the season as a redshirt.

HEAD COACH: Pi'i Aiu (Colorado '89)

ASSISTANT COACHES: Carrie Appleman (Colorado State '93), Robyn Read (Illinois State '96)

## 1998 Milestones

- ✓ **Oct. 16** - Buffs cap off 10 match win streak by topping No. 15 Texas A&M at home, the program's first win over the Aggies.
- ✓ **Oct. 31** - After a hectic match at Missouri that started nearly two hours late, the Buffs win 3-1 and improve to 17-2, the best record at that point in the season in program history.
- ✓ **Dec. 4** - Although disappointed not to host the first two rounds, the Buffs play in their eighth straight NCAA Tournament, ninth overall, and 10th straight post season appearance by defeating San Jose State in the first round at Illinois.
- ✓ **AWARDS** - Kelly Campbell is named a first-team all-Big 12 selection for the third time and Tegan Lynch receives her first such honor. Sarah Lodge and Courtney Owens each receive honorable mention all-Big 12 as no other Big 12 team had more than two players honored on those two teams. Campbell is also an all-district selection and earns third-team All-American honors to become just the second Buff (Tina Murray) to receive such an honor.
- ✓ **STAT SHOTS** - CU's 19.01 kills per game marks the first time in NCAA history a team has averaged 19 kills per game, and their 17.45 assists per game is also a new NCAA record.
- ✓ **STAT SHOTS** - Sarah Lodge becomes the eighth player to reach 1,000 digs and in doing so, becomes the sixth player to reach 1,000 in both kills and digs for a career.
- ✓ **STAT SHOTS** - Tegan Lynch becomes the seventh player in CU history to reach 1,000 digs and the eighth to reach 1,000 kills and in doing so, becomes the seventh player in CU history to reach 1,000 in both kills and digs for a career.
- ✓ **STAT SHOTS** - Kelly Campbell hits .406, still a CU record. She led the Big 12 and was sixth in the NCAA. Her 14.61 assists per game is good for second in the Big 12 and fourth in the NCAA.





# 1999

(18-12 • 12-8 Big 12 (6th) • 10-4 Home • 7-6 Away • 1-2 Neutral)

Date	Opponent	H/A	W/L	Score	Rank	Team Statistical Totals						Individual Statistical Leaders			
						K	Att%	Asst	SA	Dig	TB	Kills	Digs	Blocks	Assists
9/1	at Colorado St. (23)	A	L	9-15, 3-15, 15-17	19	51	.196	47	3	41	7	Engelking (11)	KC/EG/SN (3)	KC/KE/EG (3)	Campbell (38)
9/2	# Denver	H	W	15-6, 15-5, 15-6	19	45	.245	40	1	47	8	Nielsen (17)	Nielsen (12)	Barkman (4)	Campbell (30)
9/3	# California	H	W	15-7, 10-15, 10-15, 15-9, 15-6	19	83	.239	77	7	90	15	Engelking (18)	Nielsen (21)	Barkman (9)	Campbell (67)
9/7	Air Force	H	W	14-16, 15-12, 15-0, 15-2	23	67	.333	63	3	58	14	Nielsen (20)	Campbell (12)	Barkman (10)	Campbell (54)
9/10	^ at New Mexico	A	W	15-7, 15-7, 15-1	23	43	.231	40	8	48	5	Bowen (10)	Bowen (15)	Hayes (3)	Campbell (36)
9/11	^ Washington State	N	W	12-15, 15-9, 15-11, 15-10	23	90	.306	78	3	69	10	Barkman (23)	Bowen (17)	MB/SR (5)	Campbell (69)
9/14	Wyoming	H	W	15-8, 15-7, 9-15, 15-9	22	72	.185	68	6	73	8	Engelking (17)	KC/EG (15)	MB/SN (4)	Campbell (55)
9/17	at Hawai'i (3)	A	L	9-15, 0-15, 5-15	22	35	.104	32	0	44	5	Bowen (9)	Nielsen (12)	Barkman (4)	Campbell (29)
9/18	+ Long Beach State (4)	N	L	15-11, 12-15, 8-15, 11-15	22	66	.211	61	8	65	4	Bowen (19)	Nielsen (17)	Barkman (4)	Campbell (50)
9/22	* at Oklahoma	A	W	15-8, 15-3, 15-9	22	48	.378	42	7	34	6	Nielsen (15)	SB/EG/SN (8)	MB/KC/KE (3)	Campbell (38)
9/25	* Baylor (RV)	H	W	11-15, 6-15, 15-10, 15-12, 15-9	22	94	.244	82	12	77	9	Engelking (28)	Nielsen (21)	MB/KE (4)	Campbell (71)
10/1	* Iowa State	H	W	15-13, 15-10, 15-10	21	58	.244	54	6	48	14	Bowen (16)	Gower (18)	Barkman (9)	Campbell (44)
10/2	* Kansas State (23)	H	L	9-15, 10-15, 15-13, 2-15	21	69	.145	66	2	67	15	Bowen (14)	Gower (15)	Barkman (10)	Campbell (55)
10/6	* Texas Tech	H	W	19-17, 15-9, 15-10	20	91	.245	80	5	80	5	Nielsen (21)	Gower (20)	Barkman (4)	Campbell (75)
10/9	* at Nebraska (12)	A	L	4-15, 5-15, 15-7, 7-15	20	52	.093	50	4	66	8	Nielsen (15)	Campbell (19)	Barkman (4)	Campbell (44)
10/13	* at Texas (10)	A	L	14-16, 11-15, 1-15	20	46	.134	39	0	56	7	Nielsen (12)	Nielsen (20)	Engelking (4)	Campbell (32)
10/16	* Missouri	H	W	15-5, 15-8, 15-8	20	54	.322	50	4	44	12	Nielsen (13)	KC/SN (12)	Engelking (6)	Campbell (39)
10/20	* Kansas	H	W	15-4, 15-6, 15-5	20	56	.385	50	7	43	8	Nielsen (17)	Campbell (14)	MB/KC/KE (3)	Campbell (41)
10/23	* at Texas A&M (16)	A	L	14-16, 16-14, 11-15, 7-15	24	56	.106	50	4	91	14	Bowen (14)	Campbell (22)	Engelking (7)	Campbell (42)
10/27	* at Baylor (RV)	A	L	8-15, 15-9, 8-15, 5-15	24	63	.184	55	7	69	3	Nielsen (14)	Campbell (18)	SB/KE (2)	Campbell (49)
10/30	* Oklahoma	H	W	15-6, 15-7, 9-15, 15-3	24	78	.303	69	9	51	6	Nielsen (20)	Nielsen (15)	Barkman (6)	Campbell (63)
11/3	* at Kansas State (17)	A	W	8-15, 5-15, 15-11, 15-12, 16-14	24	73	.157	58	1	78	8	Engelking (19)	Nielsen (18)	EG/SR (4)	Campbell (58)
11/5	* at Iowa State	A	W	15-8, 15-9, 15-13	22	62	.208	55	10	58	5	Engelking (15)	Campbell (14)	Engelking (3)	Campbell (48)
11/10	* Nebraska (12)	H	L	10-15, 15-9, 5-15, 11-15	22	61	.115	56	3	53	13	Nielsen (18)	Nielsen (13)	Barkman (8)	Campbell (47)
11/13	* at Texas Tech	A	W	17-15, 14-16, 15-7, 12-15, 15-13	21	115	.284	108	6	80	14	Taskey (26)	Gower (21)	Barkman (8)	Campbell (93)
11/17	* at Missouri	A	W	15-8, 15-11, 15-13	21	56	.268	53	5	55	4	Engelking (13)	KC/EG (12)	MB/KC/KT (2)	Campbell (47)
11/20	* Texas (12)	H	L	15-9, 15-10, 9-15, 15-17, 13-15	19	99	.190	93	5	113	17	Nielsen (25)	Gower (28)	Barkman (9)	Campbell (78)
11/24	* Texas A&M (16)	H	L	10-15, 11-15, 14-16	19	75	.216	72	2	66	5	Nielsen (18)	KC/SN (16)	SB/KE (4)	Campbell (58)
11/27	* at Kansas	A	W	15-9, 15-11, 17-15	19	70	.311	65	4	53	8	Engelking (22)	Taskey (14)	S.Roberge (4)	Campbell (61)
12/2	\$ Utah	N	L	10-15, 6-15, 15-17	21	55	.183	52	3	57	9	Engelking (18)	Bowen (12)	MB/KE (4)	Campbell (44)

\* - Big 12 Conference Match; # - Colorado PowerBar Invitational, Boulder, Colo.; ^ - New Mexico Lobo Invitational, Albuquerque, N.M.; + - Match played at Honolulu, Hawai'i; \$ - NCAA First- and Second-Rounds, Honolulu, Hawai'i

## Team Statistics

Player	MP-MS	GP	K	E	TA	Pct.	Asst.	SA	SE	RE	Dig	BS	BA	TB	BE	BHE
Barkman	30-27	102	257	80	584	.303	13	9	13	3	186	18	116	134	6	6
Bowen	29-28	97	278	182	876	.110	41	24	30	30	269	3	43	46	5	0
Campbell	30-30	110	196	54	438	.324	1555	23	20	0	336	7	68	75	4	7
Engelking	30-29	105	377	114	744	.353	19	16	37	1	188	5	77	82	7	1
Gower	30-30	107	208	93	595	.193	108	32	32	24	313	3	59	62	4	2
Hayes	7-0	10	16	12	43	.093	0	0	3	0	13	0	6	6	0	0
Nielsen	30-29	107	427	243	1169	.157	45	20	26	28	375	0	44	44	2	1
J.Roberge	16-1	27	33	22	99	.111	9	3	6	11	33	1	8	9	1	2
S.Roberge	19-1	37	77	18	156	.378	0	0	4	1	11	3	19	22	2	3
Small	28-3	70	0	0	0	.000	6	5	7	0	68	0	0	0	0	1
Taskey	24-2	52	114	60	342	.158	9	13	13	8	82	1	18	19	0	1
TOTALS	30	110	1983	878	5046	.219	1805	145	191	106	1874	41	458	270	31	24

## Team Roster

No.	Name	Pos.	Ht.	Yr.	Hometown (High School / College)
1	Lisa Small	S/DS	5-7	Jr.	Galt, Calif. (Galt)
2	Meghan Barkman	MB	6-2	Fr.	Glen Ellyn, Ill. (Glenbard South)
3	Kelly Campbell	S	6-1	Fr.	Corona Del Mar, Calif. (Corona Del Mar)
5	Cory Hayes	MB	6-2	R.Fr.	Houston, Texas (Clements)
6	Josee Roberge	RS	6-3	So.	St.-Georges, Quebec (Polyvalente)
7	Kim Taskey	LS	5-11	Fr.	Portage, Mich. (Portage Northern)
8	Kristin Engelking	MB	5-11	Sr.	Cypress, Texas (Cypress Fairbanks)
9	Sylvie Roberge	MB	6-3	So.	St.-Georges, Quebec (Jesus-Marie)
10	Sonja Nielsen	LS	5-10	So.	Poway, Calif. (Poway)
11	Elizabeth Gower	RS/S	6-0	Fr.	Naperville, Ill. (Naperville Central)
16	Shana Bowen	LS	6-2	Sr.	San Diego, Calif. (Scripps Ranch)

HEAD COACH: Pi'i Aiu (Colorado '89)

ASSISTANT COACHES: Carrie Busted (Colorado State '93), Robyn Read (Illinois State '96)

## 1999 Milestones

- ✓ **Oct. 23**—After a 3-1 loss at No. 16 Texas A&M, the Buffs hold a 12-7 record with all seven of the losses coming to ranked teams. Ten of the Buffs 12 losses on the season came to ranked teams.
- ✓ **Dec. 2**—CU advances to its ninth-straight NCAA Tournament, and 10th overall, losing in the first round to Utah. It is the Buff's 11th straight postseason appearance.
- ✓ **AWARDS**—Kelly Campbell and Kristin Engelking are named first-team All-Big 12, while Campbell also earns all-district honors and a second team *Volleyball Magazine* All-American honor, becoming the first Buff to be a two-time All-American. She is also the first player in Big 12 history to earn four first-team all-Big 12 honors. Campbell also earned four academic first-team all-Big 12 nods, is just the second academic all-district performer in school history and the first in school history to be named Academic All-American.
- ✓ **STAT SHOTS**—Kelly Campbell is second in the Big 12 and seventh in the NCAA with 14.14 assists per game. Her career mark ends at 14.56, easily the top in NCAA history.
- ✓ **STAT SHOTS**—As a team, the Buffs are tops in the Big 12 with 18.03 kills and 16.41 assists per game, and both also rank second in the NCAA.
- ✓ **STAT SHOTS**—Campbell's 93 assists against Texas Tech on Nov. 13 marks the first time a player has surpassed the 90 assist plateau in a match. Campbell overtakes Nicole Vranesh as the all-time leader in CU history and also records her 5,000th and 6,000th career assist, becoming just the ninth player in NCAA history to reach 6,000 assists.
- ✓ **STAT SHOTS**—Campbell becomes the ninth player in CU history to reach 1,000 career digs.



(17-12 • 12-8 Big 12 (t-5th) • 8-5 Home • 7-6 Away • 2-1 Neutral)

Date	Opponent	H/A	W/L	Score	Rank	Team Statistical Totals						Individual Statistical Leaders			
						K	Att%	Ast	SA	Dig	TB	Kills	Digs	Blocks	Assists
9/1	# Central Florida	H	W	15-12, 15-13, 15-13	—	74	.229	66	4	54	15	Taskey (21)	Gower (12)	Barkman (9)	Gower (55)
9/3	# Santa Clara	H	L	15-13, 7-15, 15-12, 13-15, 4-15	—	83	.206	78	7	60	17	Taskey (23)	Gower (10)	Barkman (10)	Gower (68)
9/5	Colorado State (7)	H	L	7-15, 15-8, 5-15, 5-15	—	56	.073	49	3	59	4	Nielsen (15)	Gower (15)	S. Roberge (3)	Gower (41)
9/8	^ vs. Wisconsin (15)	N	L	11-15, 3-15, 7-15	—	27	.000	21	2	33	6	Barkman (7)	Gower (9)	Gower (4)	Gower (19)
9/9	^ vs. New Orleans	N	W	15-6, 14-16, 6-15, 15-8, 15-13	—	76	.239	59	5	56	11	S. Roberge (20)	Small (8)	Barkman (7)	Gower (54)
9/11	at Air Force	A	W	15-8, 15-11, 3-15, 16-14	—	69	.157	55	3	55	14	S. Roberge (15)	Gower (14)	Barkman (8)	Gower (47)
9/13	* at Kansas	A	L	15-6, 6-15, 12-15, 15-4, 14-16	—	73	.209	64	4	79	20	S.N./S.R. (15)	Nielsen (16)	Barkman (11)	Gower (57)
9/16	* Oklahoma	H	W	15-8, 15-12, 15-5	—	58	.272	50	6	48	12	Gower (12)	Nielsen (12)	S. Roberge (6)	Gower (35)
9/19	at Denver	A	W	15-3, 15-9, 13-15, 15-7	—	75	.263	68	4	60	9	Nielsen (16)	Nielsen (18)	M.B./S.F. (5)	Gower (59)
9/23	* at Texas A&M (23)	A	L	7-15, 13-15, 15-13, 9-15	—	70	.188	62	6	105	8	Nielsen (14)	Nielsen (23)	Barkman (5)	Gower (52)
9/27	* Nebraska (1)	H	L	5-15, 6-15, 9-15	—	38	.095	34	3	43	4	Nielsen (8)	Nielsen (14)	Nielsen (2)	Gower (26)
9/30	* at Iowa State	A	W	15-11, 15-7, 15-4	—	54	.276	46	7	47	4	M.G./S.N. (11)	Gower (11)	M.B./S.F. (2)	Gower (39)
10/4	* Baylor (RV)	H	L	11-15, 15-17, 7-15	—	58	.221	46	4	48	4	Nielsen (13)	Gower (11)	M.B./S.F. (3)	Gower (37)
10/7	* at Texas Tech (24)	A	W	15-13, 9-15, 6-15, 19-17, 15-6	—	92	.221	80	5	113	12	Nielsen (20)	Nielsen (28)	Barkman (5)	Gower (66)
10/11	* at Kansas State (RV)	A	L	8-15, 12-15, 9-15	—	50	.182	41	4	52	16	Nielsen (12)	Nielsen (16)	Barkman (8)	Gower (38)
10/14	* Texas (RV)	H	W	15-12, 15-9, 15-9	—	59	.197	55	2	55	14	Gerlach (15)	E.G./S.V. (14)	Barkman (7)	Gower (50)
10/18	* at Missouri (24)	A	L	12-15, 9-15, 10-15	—	59	.255	43	1	59	15	Nielsen (16)	Barkman (14)	M.B./J.R. (7)	Gower (42)
10/21	* Kansas	H	W	15-11, 15-12, 15-11	—	55	.183	52	4	70	15	Nielsen (15)	Barkman (15)	Barkman (7)	Gower (40)
10/25	* at Oklahoma	A	W	15-11, 15-9, 15-12	—	66	.309	54	3	41	3	Nielsen (18)	Nielsen (15)	Barkman (2)	Gower (47)
11/1	* Texas A&M (21)	H	W	15-13, 15-11, 15-12	—	78	.252	73	6	81	14	Nielsen (24)	Nielsen (16)	Barkman (10)	Gower (59)
11/4	* at Nebraska (1)	A	L	12-15, 3-15, 13-15	—	61	.208	56	2	70	6	Nielsen (15)	Nielsen (18)	Gerlach (4)	Gower (47)
11/8	* Iowa State	H	W	15-8, 15-6, 15-9	—	44	.191	37	9	36	16	Nielsen (16)	S.N./S.V. (8)	Barkman (8)	Gower (32)
11/11	* at Baylor (RV)	A	W	15-7, 8-15, 15-8, 15-10	—	79	.264	70	7	82	11	Barkman (17)	Nielsen (27)	Barkman (7)	Gower (56)
11/15	* Texas Tech (RV)	H	W	15-7, 10-15, 15-4, 12-15, 15-12	—	87	.276	81	6	73	16	Barkman (19)	Nielsen (18)	Gerlach (9)	Gower (64)
11/18	* Kansas State (24)	H	L	13-15, 11-15, 4-15	—	42	.160	35	1	34	9	Nielsen (12)	Gower (9)	Gerlach (5)	Gower (28)
11/22	* at Texas (RV)	A	W	15-5, 10-15, 15-13, 15-8	—	72	.247	58	5	79	16	Gerlach (17)	Nielsen (21)	Barkman (10)	Gower (48)
11/25	* Missouri (24)	H	W	15-9, 16-14, 15-13	—	82	.286	79	4	75	8	Nielsen (22)	S.N./S.V. (16)	Gerlach (5)	Gower (66)
12/1	\$ vs. Georgia Tech	N	W	11-15, 15-5, 16-14, 15-10	—	80	.267	73	9	90	7	Nielsen (26)	Nielsen (21)	Barkman (6)	Gower (63)
12/2	\$ at Colorado St. (6)	A	L	11-15, 15-10, 15-10, 6-15, 10-15	—	86	.230	80	3	77	11	Villwock (23)	Villwock (18)	Barkman (6)	Gower (64)

\* — Big 12 Conference Match; # — Colorado Coors Invitational, Boulder, Colo.; ^ — Nokia Sugar Bowl Classic, New Orleans, La.; NCAA First and Second Rounds, Fort Collins, Colo.; All home matches played at Coors Events/Conference Center.

## Team Statistics

Player	MP-MS	GP	K	E	TA	Pct.	Ast.	SA	SE	RE	Dig	BS	BA	TB	BE	BHE	Pts.	P/M
Barkman	29-27	105	312	108	734	.278	22	9	31	3	223	20	145	165	6	8	413.5	257.5
Fredrickson	24-6	54	53	31	148	.149	19	1	5	2	54	3	27	30	0	1	70.5	31.5
Gerlach	21-18	73	245	79	531	.313	16	19	22	1	114	9	70	79	8	1	308.0	197.0
Gower	29-29	106	203	57	491	.297	1399	24	24	2	288	6	85	91	3	30	275.5	149.5
Nielsen	29-29	106	425	214	1155	.183	60	15	28	42	406	3	47	50	5	4	466.5	173.5
J. Roberge	28-7	83	134	63	374	.190	46	5	6	0	70	6	61	67	0	5	175.5	101.5
S. Roberge	11-7	38	105	37	237	.287	3	0	0	0	10	3	35	38	5	0	125.5	83.5
Small	29-19	106	1	1	16	.000	13	27	19	3	284	0	1	1	1	2	28.5	5.5
Taskey	28-11	89	174	101	505	.145	36	13	13	36	166	2	11	13	0	4	194.5	40.5
Vesanic	13-1	30	0	0	1	.000	4	0	6	0	24	0	0	0	0	0	4.0	-2.0
Villwock	29-20	91	251	142	707	.154	48	16	28	36	197	1	40	41	3	5	298.0	74.0
TOTALS	29	106	1903	833	4897	.219	1666	129	183	128	1836	53	522	314	30	60	2346.0	1212.0

## Team Roster

No.	Name	Pos.	Ht.	Yr.	Hometown (High School / College)
1	Lisa Small	DS	5-7	Sr.	Galt, Calif. (Galt)
2	Meghan Barkman	MB	6-2	So.	Glen Ellyn, Ill. (Glenbard South)
4	Sara Villwock	LS	6-1	Fr.	Fort Collins, Colo. (Rocky Mountain)
6	Josee Roberge	RS	6-3	Jr.	St.-Georges, Quebec (Polyvalente)
7	Kim Taskey	LS	5-11	So.	Portage, Mich. (Portage Northern)
8	Sara Fredrickson	RS/MB	6-0	So.	Pagosa Springs, Colo. (Pagosa Springs/UCSB)
9	Sylvie Roberge	MB	6-3	Jr.	St.-Georges, Quebec (Jesus Marie)
10	Sonja Nielsen	LS	5-10	Jr.	Poway, Calif. (Poway)
11	Elizabeth Gower	S	6-0	So.	Naperville, Ill. (Naperville Central)
12	Monica Veasnovic	DS	5-5	Fr.	Los Altos, Calif. (St. Francis)
15	Monique Gerlach	MB	5-11	Fr.	Monarch Beach, Calif. (Santa Margarita Catholic)

HEAD COACH: Pi'i Aiu (Colorado '89)

ASSISTANT COACHES: Jill Thomason (Wyoming '95), Robyn Read (Illinois State '96)

## 2000 Milestones

- ✓ **Nov. 22** — Sophomores Meghan Barkman and Elizabeth Gower both record triple-doubles in a 3-1 win at Texas. Barkman records her fourth of the season, which would be a season record except Gower records her sixth, not only the season record, but also the career mark. Also in this match, Lisa Small, in her 95th match and 243rd game, records her first career kill on a back row attack.
- ✓ **Dec. 2** — Just a match after recording her 400th kill of the season, junior Sonja Nielsen records her 400th dig of the season in a second-round loss to Colorado State. Nielsen becomes just the second player in CU history to record 400 kills and digs, joining Ram assistant coach Karrie Downey. Both players wore jersey No. 10.
- ✓ **SEASON** — Monique Gerlach hits .313 to become the first freshman to lead the Buffs in attack percentage.
- ✓ **SEASON** — Sonja Nielsen leads the Buffs in kills and digs for the second straight season, while Meghan Barkman leads in blocks for the second straight year and Lisa Small leads the Buffs in Service Aces.
- ✓ **SEASON** — Elizabeth Gower picked up where Kelly Campbell left off, being named All-District and All-Big 12. Meghan Barkman and Sonja Nielsen join her on the All-Big 12 team.
- ✓ **SEASON** — After recording a 8-9 record through 17 matches, the third worst in program history, the Buffs rebound to finish the regular season with an 8-2 mark, advance to their 10th straight NCAA Tournament and come within an eyelash of the Sweet 16, pusing No. 6 Colorado State to five games in the second round.



(19-11 • 13-7 Big 12 (4th) • 12-2 Home • 5-9 Away • 2-0 Neutral)

					-----Team Statistical Totals-----								-----Individual Statistical Leaders-----					
Date	Opponent	H/A	W/L	Score	Rank	K	Att%	Ast	SA	Dig	TB	Kills	Digs	Blocks	Assists			
8/31	# Clemson	H	W	29-31, 30-15, 30-17, 30-26	NR	81	.352	74	6	54	7	Gerlach (21)	Russell (16)	mb/sr/mg (3)	Gower (62)			
9/1	# Loyola Marymont (24)	H	W	30-20, 30-22, 30-28	NR	46	.252	44	6	48	10	Russell (12)	EG/MG (9)	Barkman (8)	Gower (36)			
9/2	# Oral Roberts (RV)	H	W	30-20, 30-25, 26-30, 30-27	NR	77	.301	74	6	59	9	Gerlach (17)	Taskey (15)	Gerlach (7)	Gower (58)			
9/6	\$ at BYU (16)	A	L	35-33, 26-30, 30-26, 27-30, 10-15	23	77	.214	73	7	63	10	KT/MG (16)	Taskey (12)	Roberge (6)	Gower (53)			
9/7	\$ vs. Missouri State	N	W	30-23, 21-30, 30-24, 30-26	23	77	.264	69	4	52	7	Russell (17)	mg/sr/mv (10)	mb/mg (3)	Gower (59)			
9/8	at Utah (19)	A	L	30-22, 30-21, 27-30, 22-30, 10-15	23	67	.147	60	3	65	9	Barkman (19)	Russell (14)	Barkman (5)	Gower (49)			
9/19	* Nebraska (1)	H	L	27-30, 16-30, 23-30	NR	38	.007	35	1	53	4	Russell (8)	Russell (20)	mb/jr (3)	Gower (29)			
9/22	* at Baylor (RV)	A	W	30-25, 27-30, 30-26, 31-29	NR	68	.278	65	9	71	12	Villwock (18)	Villwock (14)	Barkman (10)	Gower (53)			
9/26	* Texas Tech (RV)	H	W	30-24, 30-17, 30-22	NR	56	.322	52	4	42	9	Russell (13)	Russell (10)	Gerlach (5)	Gower (40)			
9/29	* at Kansas	A	L	24-30, 27-30, 30-21, 26-30	NR	66	.247	53	4	46	12	Gerlach (18)	Russell (12)	Gerlach (7)	Gower (49)			
10/3	* at Texas A&M (16)	A	W	23-30, 24-30, 30-28, 30-24, 15-10	NR	83	.260	78	3	79	14	Villwock (19)	Russell (24)	Barkman (6)	Gower (67)			
10/5	Denver	H	W	30-21, 30-16, 30-28	NR	52	.294	47	10	39	13	Villwock (17)	Villwock (8)	mb/sf (5)	Gower (24)			
10/6	* Kansas State (25)	H	W	30-20, 27-30, 30-28, 31-29	NR	80	.232	79	4	88	13	Russell (22)	Villwock (22)	Gower (6)	Gower (66)			
10/10	* Texas (RV)	H	W	30-17, 32-30, 33-31	23	60	.279	54	8	64	12	Gerlach (19)	Taskey (13)	Gerlach (7)	Gower (47)			
10/13	* Iowa State	H	W	30-12, 30-11, 30-25	23	50	.312	48	5	66	7	Villwock (16)	Gerlach (13)	mb/sv (3)	Gower (31)			
10/15	at Colorado State (8)	A	L	23-30, 23-30, 18-30	20	45	.171	43	0	44	9	Villwock (13)	Gower (13)	Barkman (4)	Gower (37)			
10/17	* at Missouri (RV)	A	L	26-30, 30-18, 23-30, 22-30	20	61	.235	58	3	50	12	Taskey (16)	Taskey (15)	Barkman (9)	Gower (44)			
10/24	* Texas A&M (14)	H	L	19-30, 23-30, 24-30	24	46	.121	43	3	45	7	Gerlach (11)	Barkman (11)	Barkman (4)	Gower (33)			
10/27	* at Iowa State	A	W	30-20, 30-22, 30-23	24	53	.247	49	2	67	4	Taskey (13)	Barnes (16)	mg/eg (2)	Gower (28)			
10/28	* at Oklahoma	A	W	30-21, 30-22, 30-23	24	51	.291	48	6	40	11	Russell (13)	Taskey (9)	Roberge (5)	Gower (23)			
10/31	* Baylor (RV)	H	W	23-30, 27-30, 30-22, 30-26, 15-13	22	81	.279	76	4	81	13	Gerlach (25)	Russell (25)	Barkman (6)	Gower (63)			
11/3	* at Texas Tech (RV)	A	W	30-26, 24-30, 30-25, 30-28	22	68	.219	66	0	57	19	Gerlach (22)	Barnes (11)	Barkman (12)	Gower (60)			
11/7	* Missouri (RV)	H	W	30-27, 30-24, 30-26	21	56	.238	51	0	70	12	Russell (16)	Russell (16)	Barkman (7)	Gower (43)			
11/10	* at Kansas State (25)	A	L	30-27, 25-30, 26-30, 18-30	21	64	.159	60	4	82	14	mg/sr (15)	Russell (25)	Barkman (7)	Gower (40)			
11/14	* at Texas (RV)	A	L	30-32, 24-30, 25-30	25	45	.168	43	3	58	6	Barkman (15)	Russell (21)	Gerlach (4)	Gower (23)			
11/17	* Oklahoma	H	W	30-20, 30-22, 30-25	25	54	.213	53	5	61	12	Villwock (10)	Barkman (13)	Barkman (7)	Gower (24)			
11/21	* at Nebraska (2)	A	L	23-30, 17-30, 24-30	NR	44	.121	41	1	44	4	Villwock (13)	mb/ab/sv (8)	sf/mb/jr/sv (2)	Gower (36)			
11/24	* Kansas	H	W	30-25, 30-27, 30-23	NR	58	.299	56	2	68	13	Russell (16)	Villwock (18)	Barkman (10)	Gower (36)			
11/30	& American	N	W	30-25, 30-22, 30-22	NR	55	.406	50	1	39	9	Barkman (18)	Villwock (15)	Roberge (5)	Gower (42)			
12/1	& at Colorado State (9)	A	L	30-28, 17-30, 21-30, 33-31, 14-16	NR	73	.220	69	2	56	8	Gerlach (23)	Villwock (18)	Barkman (4)	Gower (57)			

\* - Big 12 Conference Match; #-Colorado PowerBar Invitational, Boulder, Colo.; \$-BYU/Mizuno Invitational, Provo, Utah; &amp;-NCAA First- and Second-Rounds, Fort Collins, Colo.

## Team Statistics

Player	MP-MS	GP	K	E	TA	Pct.	Ast.	SA	SE	RE	Dig	BS	BA	TB	BE	BHE	Pts.
Villwock	30-21	93	252	149	710	0.145	54	14	35	39	236	10	36	46	3	3	294.0
Barkman	30-29	107	346	85	725	0.360	22	5	13	1	172	19	132	151	4	6	436.0
Pilkington	6-0	7	0	1	1	-1.000	0	0	1	0	5	0	0	0	0	0	0.0
Barnes	28-16	83	26	13	85	0.153	119	8	15	3	170	0	10	10	0	3	39.0
Roberge	30-4	100	111	58	313	0.169	37	0	0	2	38	9	78	87	4	3	159.0
Taskey	27-12	82	134	74	403	0.149	39	15	16	43	165	0	16	16	1	1	157.0
Fredrickson	23-0	36	37	20	90	0.189	2	5	3	0	18	2	25	27	0	0	56.5
Russell	27-27	98	320	192	878	0.146	82	14	26	47	352	4	42	46	6	3	361.0
Gower	30-30	109	214	56	523	0.302	1312	23	22	0	243	3	64	67	5	25	272.0
Vesanovic	21-10	57	0	0	0	.000	16	6	7	4	83	0	0	0	0	0	6.0
Donahue	25-0	56	0	0	4	.000	4	6	6	0	56	0	0	0	0	0	6.0
Dudoit	10-0	13	3	3	17	.000	4	0	1	2	1	0	5	5	1	0	5.5
Gerlach	30-30	107	387	111	803	0.344	20	20	27	5	212	15	76	91	10	3	460.0
TOTALS		109	1830	762	4552	0.235	1711	116	172	153	1751	62	484	304	34	47	2252.0

## Team Roster

No.	Name	Pos.	Ht.	Cl.-Exp.	Hometown (High School / College)
1	Sara Villwock	LS	6-1	So.-1L	Fort Collins, Colo. (Rocky Mountain)
2	Meghan Barkman	MB	6-2	Jr.-2L	Glen Ellyn, Ill. (Glenbard South)
3	Haley Pilkington	S/Ds	5-5	Fr.-HS	Fort Collins, Colo. (Fort Collins)
5	Allison Barnes	S/RS	6-0	Fr.-HS	Arlington, Texas (James Martin)
6	Josee Roberge	RS	6-3	Sr.-3L	St.-Georges, Quebec (Polyvalente)
7	Kim Taskey	LS	5-11	Jr.-2L	Portage, Mich. (Portage Northern)
8	Sara Fredrickson	MB	6-0	Jr.-1L	Pagosa Springs, Colo. (P. Springs/UCSB)
10	Sonja Russell	LS	5-10	Sr.-3L	Poway, Calif. (Poway)
11	Elizabeth Gower	5	6-0	Jr.-2L	Naperville, Ill. (Naperville Central)
12	Monica Vesanovic	DS	5-5	So.-1L	Los Altos, Calif. (St. Francis)
13	Brooke Donahue	DS	5-8	Fr.-HS	Manhattan Beach, Calif. (Mira Costa)
14	Pi'ikea Dudoit	LS	5-11	Fr.-HS	Honolulu, Hawai'i (Kamehameha)
15	Monique Gerlach	MB	5-11	So.-1L	Monarch Beach, Calif. (S. Margarita Cath.)

HEAD COACH: Pi'i Aiu (Colorado '89)

ASSISTANT COACHES: Jil Thomason (Wyoming '95), Ricci Luyties (UCLA '85)

## 2001 Milestones

- ✓ **Nov. 11**—Junior Elizabeth Gower once again recorded a triple double in impressive fashion. with her 40 assists, 14 kills, and 13 digs performance at Kansas State, Gower continues to add to her already outstanding CU record of eight career triple doubles, and her second of the 2001 campaign.
- ✓ **Nov. 24**—With 10 blocks in the regular-season finale, junior Meghan Barkman surpassed Allison Koepke (441, 1994-97) in career blocks. Meghan would add eight more in the NCAA Tournament and enter her senior season with a total of 450 career blocks.
- ✓ **Season**—The Buffs finished off their 15th anniversary season with its 13th consecutive postseason appearance. The Buffs are one of just 10 teams to make each of the last 11 tournaments in the NCAA and only Nebraska has a longer streak from the Big 12.
- ✓ **Season**—Although CU finished the season with a heart-breaking loss to intrastate rival Colorado State, the Buffs managed to earn recognition from coaches around the nation and emerge in the final polls at the No. 23 spot. It marks the fourth time in five years the Buffs have finished in the final rankings under the coaching of Pi'i Aiu.
- ✓ **Season**—Sophomore Monique Gerlach set a new CU record for most kills by a middle blocker in a season (387), breaking an eight-year-old mark set by Janine Zumerchik (383).
- ✓ **Season**—The combination of Meghan and Monique has proven to be the best middle blocker duo in school history. The two combined have the best average for kills per game, blocks per game, attack percentage, and assists per game by any two middle blockers in CU history.
- ✓ **Awards**—Three Buffaloes were named to the All-Big 12 teams. Juniors Elizabeth Gower and Meghan Barkman were selected to the All-Big 12 first team, for Gower it was her second straight selection to the first team, and Barkman's first time following her honorable mention selection in 2000. Sophomore Monique Gerlach was also selected to the All-Big 12 honorable mention squad.

(15-15 • 9-11 Big 12 (7th) • 8-6 Home • 5-7 Away • 2-7 Neutral)

Date	Opponent (Rank)	Rank	Rec.	W/L	Score	Score-by-Game	Team Statistical Totals						Individual Statistical Leaders			
							K	Att%	Asst	SA	Dig	TB	Kills	Digs	Blocks	Assists
8/30	#UCLA (11)	21	0-1	L	1-3	15-30, 28-30, 30-26, 27-30	45	.114	42	6	57	4	Gerlach(9)	Taskey(14)	Gerlach(2)	Gower(35)
8/31	#Ohio State (9)	21	0-2	L	2-3	30-32, 21-30, 30-26, 30-21, 11-15	56	.214	52	6	67	13	Taskey(15)	Taskey(17)	Barkman(7)	Gower(41)
9/1	#Hawai'i(4)	21	0-3	L	0-3	18-30, 21-30, 22-30	41	.141	41	1	51	3	Gerlach(12)	Gerlach(12)	Griffin(2)	Gower(32)
9/6	\$Saint Louis	RV	1-3	W	3-0	30-18, 30-26, 30-23	52	.352	52	8	44	2	Barkman(15)	Barkman(15)	Barkman(2)	Gower(40)
9/7	\$Notre Dame	RV	2-3	W	3-0	30-25, 30-24, 30-26	47	.180	39	3	33	4	Gerlach(13)	Gerlach(13)	Gerlach(4)	Gower(32)
9/7	\$Loyola Marymount	RV	2-4	L	0-3	22-30, 27-30, 18-30	46	.154	36	4	39	2	Gower(12)	Gower(12)	Carr(2)	Gower(21)
9/10	CSU (17)	RV	3-4	W	3-1	17-30, 30-23, 30-27, 30-26	49	.116	41	5	53	15	Barkman(12)	Barkman(12 )	Gerlach(7)	Gower(37)
9/13	#BOWLING GREEN	RV	4-4	W	3-0	30-16, 31-29, 30-24	52	.324	45	5	21	5	Gerlach(11)	Gerlach(11)	Barkman(3)	Gower(24)
9/13	#TEXAS-ARLINGTON	RV	5-4	W	3-1	30-20, 30-28, 28-30, 30-16	76	.267	68	6	85	11	Carr(20)	Carr(24)	Barkman(6)	Gower(56)
9/14	MAINE	RV	6-4	W	3-0	30-15, 30-15, 30-17	50	.478	45	8	29	7	Griffin(8)	Fredrickson(4)	Griffin(5)	Barnes(27)
9/18	*Baylor	RV	7-4	W	3-1	27-30, 30-28, 30-18, 30-27	69	.350	66	8	46	10	Gerlach(27)	Taskey(10)	Barkman(4)	Gower(59)
9/21	*TEXAS A&M (17)	RV	8-4	W	3-2	23-30, 30-22, 30-28, 28-30, 15-11	75	.214	70	10	58	12	Gerlach(19)	Taskey(15)	Gerlach(6)	Gower(56)
9/25	*KANSAS	23	8-5	L	2-3	30-19, 21-30, 31-29, 28-30, 13-15	64	.156	64	4	55	17	Gerlach(18)	Gower(12)	Barkman(8)	Gower(47)
9/28	*MISSOURI	23	8-6	L	2-3	30-25, 30-23, 27-30, 17-30, 11-15	69	.134	6	6	60	13	Taskey(19)	Taskey(11)	Barkman(8)	Gower(43)
10/2	*at Nebraska (5)	RV	8-7	L	0-3	23-30, 24-30, 16-30	44	.092	42	3	38	4	Gerlach(12)	Gower(9)	Gerlach(3)	Gower(36)
10/5	*OKLAHOMA	RV	9-7	W	3-1	30-16, 30-25, 28-30, 30-17	81	.292	72	5	65	12	Taskey(18)	Gower(12)	Barkman(7)	Barnes(48)
10/12	*Kansas State	NR	9-8	L	1-3	23-30, 24-30, 30-17, 23-30	69	.206	64	3	84	1	Gerlach(17)	Taskey(22)	Barkman(3)	Barnes(41)
10/16	*TEXAS (25)	NR	9-9	L	0-3	28-30, 28-30, 24-30	46	.077	44	3	44	10	Barkman(14)	Taskey(11)	Barkman(7)	Gower(28)
10/19	*Texas Tech	NR	10-9	W	3-1	31-33, 36-34, 31-29, 30-26	79	.275	67	1	68	15	Gerlach(23)	Taskey(23)	Santillana(7)	Gower(55)
10/23	*Iowa State	NR	11-9	W	3-1	28-30, 30-21, 31-29, 30-20	68	.189	62	7	71	7	Gerlach(17)	Taskey(14)	Gerlach(3)	Gower(43)
10/26	*KANSAS STATE	NR	11-10	L	0-3	22-30, 19-30, 31-33	48	.136	47	4	52	1	Barkman(9)	Taskey(15)	Gerlach(3)	Gower(29)
10/30	*NEBRASKA (4)	NR	11-11	L	0-3	23-30, 20-30, 26-30	44	.056	41	1	52	5	Barkman(12)	Barkman(14)	Barkman(3)	Gower(33)
11/2	*Texas A&M	NR	11-12	L	2-3	24-30, 30-28, 25-30, 30-19, 5-15	68	.228	64	8	75	11	Gerlach(21)	Carr(18)	Barkman(7)	Gower(49)
11/6	*Texas	NR	12-12	W	3-1	30-20, 20-30, 37-35, 30-20	78	.321	67	3	57	9	Gerlach(22)	Taskey(17)	Barkman(5)	Gower(51)
11/9	*IOWA STATE	NR	13-12	W	3-0	30-21, 30-20, 30-19	47	.244	46	7	57	6	Gerlach(12)	Barkman(13)	Barkman(3)	Gower(37)
11/13	*Missouri (24)	NR	13-13	L	1-3	30-25, 18-30, 23-30, 16-30	57	.266	50	2	43	9	Barkman(15)	Gower(12)	Gerlach(6)	Gower(37)
11/20	*TEXAS TECH	NR	13-14	L	0-3	26-30, 24-30, 29-31	39	.111	37	7	48	11	Gerlach(9)	Barkman(15)	Barkman(3)	Gower(29)
11/23	*Oklahoma	NR	14-14	W	3-0	30-27, 31-29, 30-25	54	.252	47	5	52	6	Gerlach(11)	Taskey(11)	Santillana(2 )	Gower(35)
11/27	*BAYLOR	NR	15-14	W	3-0	30-22, 30-25, 30-26	46	.217	43	7	45	10	Barkman(13)	Barnes(9)	Gerlach(4)	Gower(37)
11/30	*Kansas	NR	15-15	L	1-3	30-22, 17-30, 22-30, 33-35	62	.259	56	4	55	12	Barkman(13)	Carr(10)	Barkman(6)	Gower(48)

\*Big 12 Conference Match; #-Hawaiian Airlines Wahine Classic, Honolulu, Hawaii; \$-LMU Volleyball Classic, Los Angeles, Calif.; Colorado Powerbar Invitational, Boulder, Colo.

## Team Statistics

Player	MP-MS	GP	K	E	TA	Pct.	Asst.	SA	SE	RE	Dig	BS	BA	TB	BE	BHE
Hays	22-11	54	68	38	192	.156	13	6	18	1	13	2	19	21	2	4
Barkman	30-29	107	305	116	751	.252	24	21	26	1	184	12	103	115	7	2
Santillana	28-14	83	177	86	444	.205	19	1	3	4	53	12	53	65	8	7
Masumiya	30-9	51	2	0	21	.000	1	1	6	4	19	0	0	0	0	0
Barnes	20-7	111	20	6	38	.368	230	30	18	11	184	0	8	8	1	5
Taskey	30-29	108	236	127	685	.159	62	22	24	59	320	4	34	38	4	1
Fredrickson	23-9	61	105	68	326	.113	20	11	8	20	94	8	19	27	3	0
Griffin	16-1	29	34	16	79	.228	5	1	3	0	4	1	11	12	0	0
Carr	30-22	97	177	131	522	0.88	45	4	7	20	259	5	19	24	2	1
Gower	30-30	109	176	61	490	.235	1115	118	15	3	240	7	49	56	5	13
Vesanovic	29-4	97	2	0	2	1.000	12	8	14	16	83	1	1	2	0	1
Gerlach	30-30	111	419	128	879	.331	29	29	34	3	167	11	81	92	15	2
TOTALS	30	111	1721	777	4410	.214	1575	152	176	157	1620	63	397	261.5	47	36

## Team Roster

No.	Name	Pos.	Ht.	Cl.-Exp.	Hometown (High School / College)
1	Drew Hays	LS	6-0	Fr. - HS	Amarillo, Texas (Amarillo)
2	Meghan Barkman	MB	6-2	Sr. - 3L	Glen Ellyn, Ill. (Glenbard South)
4	Maragda Santillana	RS	6-4	Fr. - HS	Barcelona, Spain (J. Blume)
5	Allison Barnes	S	6-0	So. - 1L	Arlington, Texas (James Martin)
6	Kelly Masumiya	DS	5-3	Fr. - HS	Highlands Ranch, Colo. (Smoky Hill)
7	Kim Taskey	LS	5-11	Sr. - 3L	Portage, Mich. (Portage Northern)
8	Sara Fredrickson	MB	6-0	Sr. - 2L	Pagosa Springs, Cob. (Pagosa Springs)
9	Allie Griffin	MB	6-0	Fr. - HS	San Diego, Calif. (Santa Fe Christian)
10	Nicole Carr	LS	6-0	Fr. - HS	Wauwatosa, Wis. (Wauwatosa East)
11	Elizabeth Gower	S	6-0	Sr. - 3L	Naperville, Ill. (Naperville Central)
12	Monica Vesanovic	DS	5-5	Jr. - 2L	Los Altos, Calif. (St. Francis)
15	Monique Gerlach	MB	5-11	Jr. - 2L	Monarch Beach, Calif. (Santa)

HEAD COACH: Pi'i Aiu (Colorado '89)

ASSISTANT COACHES: Jil Thomason (Wyoming '95), Ricci Luyties (UCLA '85)

## 2002 Milestones

- ✓ **Sept. 7**—With a three-game victory over Loyola Marymount, head coach Pi'i Aiu became the second volleyball coach in Colorado history to record 100 career wins.
- ✓ **Sept. 14**—With a three-game win over the Maine BlackBears the CU spikers captures their second straight PowerBar Invitational and their ninth title overall. Colorado cruised past Bowling Green, Texas-Arlington, and Maine respectively, losing only one game in the entire tournament.
- ✓ **Nov. 11**—Junior middle blocker Monique Gerlach became the fourth Buffalo in CU volleyball history to reach the 1,000-career kill mark by the end of her junior season. Gerlach ties with Sarah Lodge as the fastest to reach the milestone, as both did so in their 77th match in a CU uniform.
- ✓ **Season**—Colorado finished the 2002 season with a 15-15 record continuing the trend of over .500 seasons, this season marks the 15th consecutive that CU has had a .500 winning percentage or better.
- ✓ **Awards**—Monique Gerlach earned the top honors of the team as she was selected to the first-team All-Region squad, just the third Buff to gain that honor, and was also selected as first-team All-Big 12.
- ✓ **Career**—Senior Meghan Barkman left Colorado the all-time blocks leader. After capturing the record at the end of her junior season, Barkman continued turning away opposition attacks in her senior campaign finishing her career with a total of 564 blocks; 123 more than any player in school history and 304 more than any active player.



(21-10 • 13-7 Big 12 (t-3rd) • 10-2 Home • 7-6 Away • 4-2 Neutral)

Date	Opponent (Rank)	Rank W/L	Rec	Score	Score-by-Game	Team Statistical Totals						Individual Statistical Leaders			
						K	Att%	Ast	SA	Dig	TB	Kills	Digs	Blocks	Assists
8/29	Ivs. SE Missouri State	— W	1-0	3-0	31-29, 30-16, 30-21	55	.283	46	4	60	9	N.C./M.G. (14)	Santillana (15)	Zimmerman (5)	Ash. Nu'u (28)
8/29	Ivs. Penn State (11)	— L	1-1	1-3	30-26, 22-30, 27-30, 25-30	61	.162	58	9	63	6	Carr (17)	Carr (15)	Ash. Nu'u (3)	Ash. Nu'u (39)
8/30	Ivs. Rhode Island	— W	2-1	3-0	30-15, 30-24, 32-30	60	.400	57	10	52	4	Santillana (16)	Carr (14)	Zimmerman (3)	Barnes (48)
8/31	Iat Maine	— W	3-1	3-0	30-22, 30-24, 30-28	58	.255	53	2	66	7.5	Gerlach (19)	Carr (18)	Bossow (4)	Barnes (43)
9/5	#vs. Central Florida	— W	4-1	3-0	30-22, 30-26, 30-23	45	.214	40	4	48	9	Carr (12)	Zimmerman (11)	Gerlach (5)	Barnes (31)
9/6	#vs. Illinois State	— W	5-1	3-2	29-31, 30-16, 27-30, 30-19, 15-7	80	.304	73	10	62	12.5	N.C./M.S. (19)	Carr (16)	Griffin (7)	Barnes (58)
9/6	#at Denver	— W	6-1	3-0	30-23, 30-25, 30-25	55	.298	46	4	53	14.5	N.C./M.G. (13)	M.S./M.G. (13)	Gerlach (9)	Barnes (42)
9/9	at Colorado State (RV)	— L	6-2	1-3	30-25, 20-30, 22-30, 20-30	53	.100	43	4	43	14	Gerlach (15)	Griffin (11)	Griffin (7)	Barnes (28)
9/12	^OREGON	— W	7-2	3-0	30-22, 30-23, 30-23	48	.323	48	7	37	5	Gerlach (12)	Carr (13)	Griffin (4)	Barnes (38)
9/14	^VILLANOVA	— W	8-2	3-0	30-20, 30-20, 30-25	57	.274	56	7	58	7	Griffin (14)	Carr (15)	A.G./N.C. (3)	Barnes (48)
9/17	*TEXAS TECH	— W	9-2/1-0	3-1	30-22, 28-30, 30-20, 30-22	76	.250	67	5	55	11	Zimmerman (19)	Gerlach (11)	Zimmerman (5)	Barnes (60)
9/20	*at Kansas	— L	9-3/1-1	0-3	24-30, 28-30, 25-30	48	.221	42	3	36	3	Griffin (16)	Carr (9)	Gerlach (2)	Barnes (25)
9/24	*at Texas A&M (25)	— L	9-4/1-2	2-3	30-24, 28-30, 28-30, 30-26, 13-15	88	.290	76	3	94	6	Griffin (27)	Carr (20)	Gerlach (4)	Barnes (63)
9/27	*IOWA STATE	— W	10-4/2-2	3-1	30-22, 30-21, 32-34, 30-19	67	.160	60	4	69	10	Griffin (21)	Gerlach (15)	Zimmerman (7)	Barnes (31)
10/1	*at Nebraska (7)	— L	10-5/2-3	0-3	22-30, 24-30, 16-30	37	.107	33	0	52	2	Griffin (8)	Griffin (12)	Gerlach (2)	Ash. Nu'u (17)
10/4	*TEXAS	— W	11-5/3-3	3-0	32-30, 30-28, 30-26	63	.261	56	11	41	4	Carr (16)	Barnes (11)	A.Z./A.G. (3)	Barnes (51)
10/11	*at Baylor	— W	12-5/4-3	3-0	30-21, 30-25, 30-25	55	.300	52	9	60	9.5	Santillana (15)	Gerlach (13)	Gerlach (7)	Barnes (38)
10/15	*OKLAHOMA	— W	13-5/5-3	3-0	30-22, 30-24, 30-19	60	.336	56	6	38	2	Santillana (16)	Carr (10)	MS/MG/AshN (1)	Barnes (35)
10/18	*at Kansas State (8)	— L	13-6/5-4	0-3	25-30, 21-30, 17-30	34	.140	31	3	26	6	Santillana (10)	Barnes (6)	Gerlach (4)	Barnes (30)
10/22	*at Missouri (24)	— L	13-7/5-5	0-3	29-31, 27-30, 25-30	50	.184	47	8	50	5	Griffin (14)	Carr (12)	M.S./A.G. (2)	Barnes (24)
10/24	*KANSAS	— W	14-7/6-5	3-2	31-29, 26-30, 30-26, 20-30, 15-13	66	.130	61	6	69	9	Santillana (24)	Carr (19)	Griffin (5)	Barnes (48)
10/29	*at Iowa State	— W	15-7/7-5	3-2	29-31, 30-18, 18-30, 30-27, 15-10	68	.238	66	3	74	13	Santillana (20)	Carr (13)	Zimmerman (7)	Barnes (42)
11/1	*KANSAS STATE (11)	— L	15-8/7-6	1-3	24-30, 30-20, 26-30, 22-30	56	.133	56	7	61	15	M.S./A.G. (16)	A.B./A.Z. (11)	AZ/AG/MG (5)	Barnes (33)
11/5	*BAYLOR	— W	16-8/8-6	3-0	30-22, 30-23, 30-15	52	.288	49	8	47	9	Carr (14)	Carr (11)	AG/NC/MG (3)	Ash. Nu'u (21)
11/8	*at Texas Tech	— W	17-8/9-6	3-0	30-17, 30-23, 30-25	53	.310	51	3	57	14.5	Carr (12)	Carr (21)	Ash. Nu'u (7)	Barnes (28)
11/12	*TEXAS A&M (18)	— W	18-8/10-6	3-2	30-25, 23-30, 31-29, 17-30, 15-12	69	.196	67	3	72	16	Santillana (20)	Carr (20)	M.S./AshN (5)	Ash. Nu'u (39)
11/19	*at Texas	RV W	19-8/11-6	3-0	32-30, 30-24, 32-30	60	.366	49	5	36	9	Santillana (16)	A.Z./A.G. (6)	Ash. Nu'u (6)	Barnes (22)
11/22	*MISSOURI	RV W	20-8/12-6	3-2	30-22, 21-30, 30-21, 17-30, 16-14	78	.223	76	4	77	11	Carr (19)	Carr (24)	Griffin (5)	Barnes (39)
11/26	*NEBRASKA (10)	RV L	20-9/12-7	1-3	31-33, 30-15, 18-30, 26-30	58	.096	54	4	60	6	Carr (15)	Gerlach (12)	Ash. Nu'u (3)	Barnes (28)
11/28	*Oklahoma	RV W	21-9/13-7	3-0	30-28, 30-28, 30-22	53	.364	50	5	50	11	Gerlach (13)	Carr (11)	Ash. Nu'u (5)	Barnes (24)
12/5	@vs. Michigan	RV L	21-10	0-3	22-30, 22-30, 11-30	31	.020	25	2	35	5	Santillana (10)	Santillana (9)	M.S./AshN (2)	Ash. Nu'u (9)

\*Big 12 Conference Match; ^-Maine Sea-Sun Invitational, Orono, Maine; #-Denver University Invitational, Denver, Colo.; ^-Colorado Invitational, Boulder, Colo.; @-NCAA First Round, Berkeley, Calif.

## Team Statistics

Player	MP-MS	GP	K	E	TA	Pct	Ast.	SA	SE	RE	Dig	BS	BA	TB	BE	BHE	Pts
Gerlach	31-31	111	376	120	799	.320	30	31	45	24	254	16	77	93	14	4	461.5
Ash. Nu'u	22-2	60	56	14	135	.311	369	1	2	0	56	18	30	48	4	7	90.0
Barnes	31-29	101	73	22	164	.311	1042	33	12	2	203	1	22	23	6	9	118.0
Zimmerman	31-31	110	195	70	468	.267	48	20	47	28	217	8	75	83	9	2	260.5
Griffin	31-31	111	343	170	834	.207	61	5	13	2	172	14	72	86	9	1	398.0
Santillana	30-25	95	324	167	778	.202	14	19	16	18	165	24	29	53	7	1	381.5
Carr	31-30	111	331	174	889	.177	46	25	15	25	388	9	29	38	3	2	379.5
Amb. Nu'u	26-7	88	81	47	235	.145	27	6	11	39	175	0	3	3	0	0	88.5
Bossow	14-0	23	15	13	52	.038	0	0	3	0	4	1	12	13	1	0	22.0
Masumiya	21-0	37	0	0	1	.000	5	5	5	2	26	0	0	0	0	0	5.0
Morgado	1-0	1	0	0	0	.000	0	0	0	0	1	0	0	0	0	0	0.0
Vesnovic	30-0	94	0	1	3	-.333	2	19	22	0	50	0	0	0	0	0	19.0
TEAM											12						
TOTALS	31	111	1794	798	4358	.229	1644	164	191	162	1711	91	349	265.5	54	26	2223.5
Opponent	31	111	1568	750	4301	.190	1395	162	210	164	1452	83	536	351.0	48	18	2082.0

## Team Roster

No.	Name	Pos.	Ht.	Cl.	Exp.	Hometown (High School / College)
1	Lynsey Mann	MB	6-3	So.	TR	Highlands Ranch, Colo. (Fountain-Ft. Carson/Western State)
2	Ashley Nu'u	S	5-10	Fr.	HS	Aurora, Colo. (Smoky Hill)
3	Amber Nu'u	OH	5-11	Fr.	HS	Aurora, Colo. (Smoky Hill)
4	Maragda Santillana	OH	6-4	So.	1L	Barcelona, Spain (Ses Joaquin Blume)
5	Allison Barnes	S	6-0	Jr.	2L	Arlington, Texas (James Martin)
6	Kelly Masumiya	DS/L	5-3	So.	1L	Highlands Ranch, Colo. (Smoky Hill)
7	Austin Zimmerman	OH/MB	6-0	Fr.	HS	Cheney, Wash. (Lewis and Clark)
9	Allie Griffin	MB	6-0	So.	1L	Baton Rouge, La. (Santa Fe Christian, San Diego, Calif.)
10	Nicole Carr	OH	6-0	So.	1L	Wauwatosa, Wis. (Wauwatosa East)
11	Lara Bossow	OH	6-0	Fr.	HS	Vail, Colo. (Vail Mountain School)
12	Monica Vesnovic	DS/L	5-5	Fr.	3L	Los Altos, Calif. (St. Francis)
13	Krislen Morgado	DS/L	5-6	So.	HS	Pearl City, Hawai'i (Punahou)
15	Monique Gerlach	MB	5-11	Sr.	3L	Monarch Beach, Calif. (Santa Margarita Catholic)

HEAD COACH: P'i Aiu (Colorado '89)

ASSISTANT COACHES: Jill Thomason (Wyoming '95), Ricci Luyties (UCLA '85)

## 2003 Milestones

- ✓ **Oct. 24**—In an epic five-game win over Kansas, senior middle blocker Monique Gerlach became the fifth CU player to reach 1,300 career kills and junior setter Allison Barnes became the sixth Buffalo to reach 1,000 career assists.
- ✓ **Nov. 12**—CU broke a 10-match losing streak against ranked teams with a five-game win over No. 18 Texas A&M in Boulder. In the match Monique Gerlach recorded her 1,359th kill to pass Tina Murray for fourth place on CU's all-time list.
- ✓ **Nov. 24**—Sophomore outside hitter Nicole Carr was named Big 12 Conference Volleyball Player of the Week. Carr averaged 4.25 kills, 3.62 digs and hit .301 in wins at Texas and home against Missouri. She had 19 kills and a career and team season-high 24 digs against the Tigers.
- ✓ **Season**—CU was the most improved team in the Big 12 Conference in 2003 in terms of league wins over the prior year. The Buffs were 9-11 in the Big 12 in 2002 and were picked by league coaches to repeat their seventh place showing, yet the much improved Buffs finished four wins better at 13-7 and a tie for third place, their best finish since 1998.
- ✓ **Season**—Nicole Carr registered 388 digs in 2003, the eighth best single-season total in team history. Freshman Ashley Nu'u had 369 kill assists, the fifth-most by a first-year Buff.
- ✓ **Career**—Monique Gerlach's name is prominent in several of CU's career top 10 lists. She finished her career second in hitting percentage, fourth in kills, fifth in blocks, seventh in attacks and eighth in service aces.
- ✓ **Awards**—Monique Gerlach took home plenty of post-season honors. She was named to the All-Big 12 first team and the AVCA All-Central Region first team for the second-straight year. Gerlach also earned honorable mention to the AVCA All-America team and was named CU's Outstanding Senior Athlete of the Year. Gerlach, Allison Barnes and Nicole Carr were named to; the Academic All-Big 12 Volleyball first team while senior Monica Vesnovic was named to the second team.



(14-14 – 9-11 Big 12 (t-6th) – 10-5 Home – 3-8 Away – 1-1 Neutral)

							-----Team Statistical Totals-----							-----Individual Statistical Leaders-----			
Date	Opponent (Rank)	Rank	W/L	Rec	Score	Score-by-Game	K	Att%	Ast	SA	Dig	TB	Kills	Digs	Blocks	Assists	
9/1	DENVER	RV	W	1-0	3-1	30-15, 28-30, 30-20, 30-21	71	.402	64	4	48	11	Griffin (21)	Carr (16)	MS/LB/AG (5)	Ash. Nu'u (43)	
9/3	Ivs. Cal State-Northridge	RV	W	2-0	3-0	30-26, 30-20, 30-11	56	.410	48	8	61	5	Griffin (21)	Carr (14)	Bossow (3)	Ash. Nu'u (43)	
9/3	Iat Oregon	RV	L	2-1	0-3	24-30, 28-30, 25-30	36	.202	33	1	46	5	Griffin (11)	Carr (18)	Bossow (3)	Ash. Nu'u (32)	
9/7	COLORADO STATE (10)	—	L	2-2	0-3	28-30, 25-30, 26-30	46	.193	42	4	39	9	Santillana (20)	Carr (13)	A.Z/A.G. (4)	Ash. Nu'u (40)	
9/9	#PITTSBURGH	—	W	3-2	3-0	30-26, 30-25, 30-23	49	.267	44	7	33	8	Santillana (13)	Griffin (8)	Bossow (6)	Ash. Nu'u (38)	
9/10	#SAN DIEGO (20)	—	W	4-2	3-2	25-30, 30-32, 30-28, 30-21, 15-10	78	.306	70	5	47	14	Griffin (22)	Santillana (9)	A.Z/A.G. (7)	Ash. Nu'u (63)	
9/11	#NORTH CAROLINA	—	W	5-2	3-1	30-22, 30-32, 30-23, 30-22	76	.261	74	7	84	6	Santillana (27)	Carr (19)	Bossow (4)	Barnes (37)	
9/15	*KANSAS STATE (15)	RV	W	6-2/1-0	3-0	30-23, 30-28, 30-26	60	.297	54	2	50	15	Griffin (17)	Santillana (10)	Bossow (11)	Ash. Nu'u (41)	
9/18	*at Texas (RV)	RV	L	6-3/1-1	2-3	30-26, 30-20, 22-30, 20-30, 18-20	74	.239	69	5	58	11	Griffin (17)	Carr (16)	A.Z/A.G. (5)	Ash. Nu'u (58)	
9/22	*NEBRASKA (7)	25	L	6-4/1-2	0-3	25-30, 25-30, 23-30	42	.092	39	3	34	8	Griffin (13)	M.S/A.G. (7)	A.Z/A.G. (4)	Ash. Nu'u (32)	
9/25	*BAYLOR	25	W	7-4/2-2	3-0	30-25, 30-22, 31-29	57	.289	56	4	49	11	Santillana (21)	Viñal (13)	Zimmerman (5)	Ash. Nu'u (51)	
9/29	*at Texas Tech	25	W	8-4/3-2	3-1	30-16, 30-21, 24-30, 30-24	50	.246	42	1	55	14	M.S./A.G.(14)	Santillana (13)	Griffin (8)	Ash. Nu'u (35)	
10/2	*MISSOURI	25	L	8-5/3-3	0-3	26-30, 24-30, 31-33	50	.209	43	1	53	13	Griffin (16)	Barnes (13)	Zimmerman (6)	Ash. Nu'u (38)	
10/5	*at Iowa State	RV	W	9-5/4-3	3-0	30-28, 30-25, 30-20	52	.267	46	2	62	6	Santillana (17)	Griffin (18)	Griffin (4)	Ash. Nu'u (44)	
10/9	*KANSAS (RV)	RV	W	10-5/5-3	3-0	30-23, 30-22, 30-21	54	.293	47	4	41	14	M.S./A.Z (13)	A.G/K.M (8)	Zimmerman (6)	Ash. Nu'u (39)	
10/16	*at Oklahoma	RV	L	10-6/5-4	2-3	24-30, 30-16, 30-22, 20-30, 11-15	68	.199	63	9	74	9	Griffin (25)	A.Z/A.G/ (13)	Bossow (6)	Ash. Nu'u (51)	
10/20	*TEXAS A&M (16)	—	L	10-7/5-5	1-3	30-25, 28-30, 26-30, 21-30	69	.190	64	2	77	12	Santillana (19)	Zimmerman (15)	A.G/L.B. (6)	Ash. Nu'u (47)	
10/23	*at Missouri (RV)	—	L	10-8/5-6	0-3	21-30, 24-30, 24-30	44	.213	42	4	37	1	Santillana (13)	A.Z/A.G. (8)	Santillana (1)	Ash. Nu'u (31)	
10/27	*at Nebraska (4)	—	L	10-9/5-7	0-3	29-31, 12-30, 23-30	36	.110	36	3	40	3	Griffin (12)	Carr (10)	Santillana (2)	Ash. Nu'u (28)	
10/30	*TEXAS TECH	—	W	11-9/6-7	3-1	30-19, 32-30, 28-30, 30-28	69	.252	61	1	63	13	Griffin (25)	Viñal (15)	Zimmerman (7)	Ash. Nu'u (55)	
11/3	*TEXAS (10)	—	L	11-10/6-8	1-3	19-30, 31-29, 17-30, 19-30	48	.123	44	2	49	10	Griffin (12)	Griffin (11)	Bossow (7)	Ash. Nu'u (37)	
11/7	*at Texas A&M (14)	—	L	11-11/6-9	0-3	24-30, 23-30, 22-30	45	.178	42	2	44	2	Griffin (14)	Carr (13)	NC/LB/AS (1)	Ash. Nu'u (33)	
11/10	*at Kansas State (20)	—	L	11-12/6-10	1-3	21-30, 11-30, 30-27, 19-30	53	.142	47	4	53	3	Amb. Nu'u (16)	Carr (14)	Griffin (3)	Ash. Nu'u (40)	
11/13	*OKLAHOMA	—	W	12-12/7-10	3-0	30-24, 30-13, 30-24	56	.349	52	3	46	12.5	Amb. Nu'u (17)	A.G/N.C. (9)	Griffin (6)	Ash. Nu'u (42)	
11/17	*at Baylor	—	W	13-12/8-10	3-0	30-25, 30-22, 30-25	44	.228	42	4	42	11.5	Griffin (14)	Amb. Nu'u (9)	Zimmerman (6)	Ash. Nu'u (40)	
11/24	*IOWA STATE	—	W	14-12/9-10	3-0	30-16, 30-26, 30-16	59	.405	53	1	49	9.5	Griffin (17)	Zimmerman (12)	Zimmerman (8)	Ash. Nu'u (47)	
11/27	*at Kansas	—	L	14-13/9-11	1-3	22-30, 31-29, 29-31, 19-30	67	.171	62	4	64	3	Griffin (17)	Zimmerman (16)	5 with 1	Barnes (42)	
12/2	Svs. Hawai'i (2)	—	L	14-14	1-3	30-24, 22-30, 20-30, 24-30	67	.189	60	4	46	11	LB/NC/AG (14)	Zimmerman (15)	Bossow (6)	Ash. Nu'u (51)	

\*Big 12 Conference Match; I-Oregon Classic, Eugene, Ore.; #-Colorado Invitational, Boulder, Colo.; \$-NCAA First Round, Fort Collins, Colo.

## Team Statistics

Player	MP-MS	GP	K	E	TA	Pct	Ast.	SA	SE	RE	Dig	BS	BA	TB	BE	BHE	Pts
Barnes	26-2	82	6	0	10	.600	118	7	7	7	137	0	1	1	0	0	13.5
Masumiya	24-0	63	1	0	2	.500	7	5	23	10	73	0	0	0	0	1	6.0
Mann	9-0	12	10	3	18	.389	0	0	0	0	3	2	6	8	0	1	15.0
Ash. Nu'u	28-28	94	119	36	240	.346	1146	14	28	2	114	8	55	63	12	8	168.5
Zimmerman	28-28	98	198	63	455	.297	20	14	28	19	186	8	90	98	5	1	265.0
Bossow	28-26	98	163	55	385	.281	6	12	25	1	51	8	96	104	5	2	231.0
Santillana	19-19	66	275	96	650	.275	17	0	0	25	128	13	25	38	4	0	300.5
Griffin	28-28	99	420	180	934	.257	58	18	76	3	231	6	85	91	9	4	486.5
Amb. Nu'u	25-10	55	122	59	323	.195	18	7	16	16	97	3	9	12	2	2	136.5
Carr	28-27	95	237	157	732	.109	39	14	13	31	239	6	21	27	3	0	267.5
Sutherland	11-0	19	25	19	70	.086	0	0	1	3	16	0	5	5	0	0	27.5
Viñal	26-0	70	0	0	0	.000	10	10	14	14	137	0	0	0	0	0	10.0
Morgado	6	0	0	0	0	0	0	0	0	0	2	0	0	0	0	0	0.0
TEAM											7						
Totals	28	99	1576	668	3819	.238	1439	101	231	138	1444	54	393	250.5	40	19	1927.5
Opponent	28	99	1473	641	3862	.215	1337	138	236	101	1300	73	500	323.0	53	23	1934.0

## Team Roster

No.	Name	Pos.	Ht.	Cl.	Exp.	Hometown (High School / College)
1	Lynsey Mann	MB	6-3	Jr.	TR	Highlands Ranch, Colo. (Fountain-Ft. Carson/Western St)
2	Ashley Nu'u	S	5-10	So.	1L	Aurora, Colo. (Smoky Hill)
3	Amber Nu'u	OH	5-11	So.	1L	Aurora, Colo. (Smoky Hill)
4	Maragda Santillana	OH	6-4	Jr.	2L	Barcelona, Spain (J. Blume)
5	Allison Barnes	S	6-0	Sr.	3L	Arlington, Texas (James Martin)
6	Kelly Masumiya	DS/L	5-3	Jr.	2L	Highlands Ranch, Colo. (Smoky Hill)
7	Austin Zimmerman	MB	6-0	So.	1L	Cheney, Wash. (Lewis and Clark)
8	Alexandra Buth	RS	5-10	Fr.	HS	East Grand Rapids, Mich. (East Grand Rapids)
9	Allie Griffin	MB/RS	6-0	Jr.	2L	Baton Rouge, La. (Santa Fe Christian, San Diego, Calif.)
10	Nicole Carr	OH	6-0	Jr.	2L	Wauwatosa, Wis. (Wauwatosa East)
11	Lara Bossow	MB/OH	6-0	So.	1L	Vail, Colo. (Vail Mountain School)
12	Amber Sutherland	OH	5-10	Fr.	HS	Glenwood Springs, Colo. (Glenwood Springs)
13	Krislen Morgado	DS/L	5-6	Jr.	1L	Pearl City, Hawai'i (Punahou)
16	Therese Viñal	DS/L	5-8	Fr.	HS	Santa Clara, Calif. (Presentation)

HEAD COACH: Pi'i Aiu (Colorado '89)

ASSISTANT COACHES: Jill Thomason (Wyoming '95), Erik Sullivan (UCLA '95)

## 2004 Milestones

- ✓ **Sept. 1**—CU set a team record for hitting percentage in a four-game match with a .402 performance (71k-18e-132att) against Denver. The old record was .394 against Wyoming in 1995.
- ✓ **Sept. 3**—CU hit a season-best .410 against Cal State-Northridge, marking the first time since 1988 that the Buffaloes hit .400 or better in back-to-back matches. In all, Colorado reached the .400 mark three times during the season, the team's most since it had four in 1991. CU had not hit .400 or above twice in the same season since 1994.
- ✓ **Sept. 10**—The Buffs overcame an 0-2 deficit to defeat No. 20 San Diego in five games. It was the first time CU had overcome an 0-2 deficit since a win over Baylor on Oct. 31, 2001.
- ✓ **Sept. 15**—CU swept No. 15 Kansas State in Boulder, giving the Buffs their first win over a Top 15 team since a 3-1 win over No. 15 Texas A&M in 1998. Sophomore Lara Bossow tied a school record for blocks in a 3-game match with 11.
- ✓ **Oct. 9**—Sophomore setter Ashley Nu'u became the seventh player in CU history to reach 1,000 career assists, on the final point of the game in a 3-0 win over Kansas.
- ✓ **SEASON**—The Buffs made their 14th overall NCAA Tournament appearance and the 13th in 14 seasons which puts them in some elite company. CU is one of only 14 teams to qualify for at least 13 NCAA Tournaments since 1991.
- ✓ **SEASON**—A final record of 14-14 gave the Buffaloes their 17th straight season with a .500 record or better. CU also went 5-2 in the preseason, marking the 16th straight season the Buffs have come out of the non-conference schedule with a record of .500 or above.
- ✓ **AWARDS**—Junior Allie Griffin was selected to the AVCA All-Central Region first team and was given honorable mention to the AVCA All-America team. Griffin was also named to the All-Big 12 Conference first team while Ashley Nu'u was an honorable mention All-Big 12 pick. Allison Barnes earned her third selection to the Academic All-Big 12 team while Nicole Carr picked up her second Academic All-Big 12 award.





# 2005

(15-13 – 10-10 Big 12 (5th) – 7-6 Home – 6-6 Away – 2-1 Neutral)

							-----Team Statistical Totals-----							-----Individual Statistical Leaders-----				
Date	Opponent (Rank)	Rank	W/L	Rec	Score	Score-by-Game	K	Att%	Ast	SA	Dig	TB	Kills	Digs	Blocks	Assists		
8/27	\$St. Peter's	RV	W	1-0	3-0	30-11, 30-20, 30-23	60	.336	53	10	41	2	AG,AS (12)	Carr (10)	4 players tied (1)	Nu'u (45)		
8/27	\$American	RV	W	2-0	3-0	30-22, 30-16, 30-26	55	.406	50	5	44	8	Carr (15)	Sutherland (13)	AG, LB, AS (3)	Nu'u (46)		
9/8	#STANFORD (3)		L	2-1	0-3	26-30, 28-30, 24-30	46	.241	45	7	39	5.5	Sutherland (14)	Carr (9)	LS, AG (3)	Nu'u (44)		
9/9	#CREIGHTON		W	3-1	3-1	30-25, 35-33, 26-30, 30-20	78	.325	76	1	63	9.5	Griffin (28)	Sutherland (16)	AN, LS, LB (4)	Nu'u (67)		
9/10	#MARQUETTE		W	4-1	3-2	24-30, 23-30, 30-18, 30-28, 15-11	75	.251	71	1	70	12	Griffin (23)	Carr (17)	4 players tied (3)	Nu'u (65)		
9/14	*Texas (18)		L	4-2/0-1	1-3	16-30, 30-27, 22-30, 19-30	52	.211	49	2	35	7	Griffin (17)	Griffin (9)	Mann (3)	Nu'u (44)		
9/17	*NEBRASKA (1)		L	4-3/0-2	0-3	22-30, 20-30, 23-30	45	.153	41	0	36	3	Griffin (16)	Carr (11)	Bossow (2)	Nu'u (37)		
9/21	*MISSOURI (8)		L	4-4/0-3	0-3	25-30, 24-30, 11-30	44	.127	41	1	52	0	Griffin (16)	Carr (15)	None	Nu'u (38)		
9/24	*Oklahoma		W	5-4/1-3	3-2	30-26, 24-30, 26-30, 30-27, 15-12	70	.185	65	7	62	10	Griffin (27)	Carr (15)	Schaefer (6)	Nu'u (61)		
9/28	*Iowa State		L	5-5/1-4	0-3	26-30, 28-30, 21-30	41	.146	38	3	49	9	Griffin (11)	Nu'u (11)	Schaefer (7)	Nu'u (35)		
10/1	*KANSAS (RV)		L	5-6/1-5	2-3	32-30, 29-31, 30-17, 32-34, 6-15	79	.272	76	5	69	14	Griffin (25)	Carr (16)	Nu'u (6)	Nu'u (68)		
10/5	*BAYLOR		W	6-6/2-5	3-2	30-15, 24-30, 30-26, 30-32, 15-8	79	.273	78	6	67	14	Griffin (22)	Sutherland (17)	AG, LM (6)	Nu'u (70)		
10/8	*Texas Tech		L	6-7/2-6	2-3	28-30, 25-30, 30-19, 30-26, 14-16	84	.329	75	3	61	11.5	Griffin (27)	Sutherland (19)	LS, LB (5)	Nu'u (63)		
10/12	*KANSAS STATE (20)		W	7-7/3-6	3-2	30-14, 30-25, 25-30, 28-30, 15-5	77	.345	70	8	72	12.5	Griffin (29)	Carr (19)	Schaefer (7)	Nu'u (66)		
10/16	*Texas A&M (24)		W	8-7/4-6	3-2	20-30, 25-30, 30-26, 30-28, 15-10	74	.181	73	6	77	14.5	Griffin (21)	Vinal (17)	Schaefer (7)	Nu'u (60)		
10/22	*OKLAHOMA	RV	W	9-7/5-6	3-0	30-24, 30-28, 30-25	53	.238	49	6	48	7.5	Griffin (19)	Vinal (19)	Bossow (4)	Nu'u (43)		
10/26	*IOWA STATE	RV	W	10-7/6-6	3-0	30-27, 30-21, 31-29	53	.273	51	5	48	11	Griffin (14)	Carr (11)	Schaefer (4)	Nu'u (42)		
10/29	*Missouri (8)	RV	W	11-7/7-6	3-2	20-30, 30-28, 23-30, 30-27, 15-12	65	.214	62	8	54	10	Griffin (19)	Vinal (16)	LB, LS (5)	Nu'u (57)		
11/2	*Kansas	RV	W	12-7/8-6	3-1	26-30, 32-30, 30-27, 30-21	67	.276	63	7	63	12	Griffin (20)	NC,AS (12)	AN, AG, LB (4)	Nu'u (52)		
11/5	*TEXAS TECH	RV	W	13-7/9-6	3-0	30-25, 30-23, 30-19	55	.377	53	4	32	6	Sutherland (14)	5 players tied (5)	Nu'u (3)	Nu'u (45)		
11/9	*TEXAS (11)	25	L	13-8/9-7	2-3	27-30, 33-31, 23-30, 30-25, 15-17	80	.272	75	2	59	12	Sutherland (20)	NC,AS (13)	Griffin (6)	Nu'u (66)		
11/12	*Baylor	25	W	14-8/10-7	3-0	30-25, 30-21, 30-27	51	.267	45	5	42	11	Sutherland (15)	AG,KM (8)	AG, LB (5)	Nu'u (39)		
11/16	*Kansas State (RV)	24	L	14-9/10-8	2-3	30-19, 21-30, 30-28, 23-30, 16-18	81	.314	76	3	58	6	Sutherland (26)	Vinal (18)	AS, LS (3)	Nu'u (66)		
11/19	*TEXAS A&M	24	L	14-10/10-9	2-3	22-30, 30-28, 30-28, 23-30, 7-15	75	.247	74	6	60	12.5	Sutherland (19)	Sutherland (12)	Bossow (7)	Nu'u (63)		
11/23	*Nebraska (1)	RV	L	14-11/10-10	0-3	19-30, 26-30, 19-30	39	.252	39	4	32	2	Sutherland (14)	Sutherland (10)	Schaefer (2)	Nu'u (36)		
11/25	%Florida (4)	RV	L	14-12	0-3	17-30, 19-30, 24-30	39	.212	36	1	32	6	Sutherland (13)	Sutherland (7)	Schaefer (4)	Nu'u (32)		
11/26	%Northern Colorado	RV	W	15-12	3-0	30-20, 30-24, 30-22	60	.394	57	6	50	10.5	Sutherland (19)	Sutherland (13)	Mann (6)	Nu'u (52)		
12/2	\$Colorado State	RV	L	15-13	1-3	30-26, 24-30, 19-30, 27-30	55	.236	52	4	43	6	Sutherland (14)	Carr (13)	Nu'u (3)	Nu'u (46)		

\*Big 12 Conference Match; \$-American University Classic; #-Colorado Invitational, Boulder; % University of Denver Tournament; \$-NCAA First Round, Fort Collins, Colo.

## Team Statistics

Player	MP-MS	GP	K	E	TA	Pct	Ast.	SA	SE	RE	Dig	BS	BA	TB	BE	BHE	Pts
Bossow	28-28	110	246	68	483	.369	10	22	31	2	59	4	81	85	5	0	312.5
Ash. Nu'u	28-28	110	113	33	259	.309	1448	12	21	0	194	6	62	68	11	20	162.0
Buth	27-2	84	25	9	53	.302	6	28	85	0	44	0	5	5	1	1	55.5
Griffin	27-26	106	486	191	1016	.290	62	6	15	27	213	5	72	77	4	0	533.0
Mann	19-0	41	36	14	76	.289	0	0	0	0	4	5	26	31	0	0	54.0
Sutherland	28-28	109	421	182	949	.252	43	8	42	44	290	13	30	43	2	1	457.0
Schaefer	28-26	103	154	65	367	.243	5	0	0	0	20	11	77	88	5	3	203.5
Carr	28-28	110	245	119	742	.170	37	12	13	38	284	8	31	39	3	1	280.5
VenHorst	11-0	22	0	0	0	.000	3	12	13	0	9	0	0	0	0	0	1.0
Vinal	27-0	95	0	0	0	.000	14	24	30	22	227	0	0	0	0	0	24.0
Gibson	5-0	8	6	8	28	-.071	0	0	3	0	3	0	2	2	0	0	7.0
Masumiya	24-2	80	0	2	2	-1.000	5	13	13	2	111	0	0	0	0	0	13.0
COLORADO.....28	110	1732	691	3975	.262	1633	126	257	149	1458	52	386	245.0	32	26	2103.0	
Opponents.....28	110	1637	665	4019	.242	1513	149	237	126	1262	70	536	338.0	65	15	2124.0	

## Team Roster

No.	Name	Pos.	Ht.	Cl.	Exp.	Hometown (High School / College)
1	Lynsey Mann	MB	6-3	Sr.	1L	Highlands Ranch, Colo. (Fountain-Ft. Carson/Western St)
2	Ashley Nu'u	S	5-10	Jr.	2L	Aurora, Colo. (Smoky Hill)
3	Amber Nu'u	OH	5-11	Jr.	2L	Aurora, Colo. (Smoky Hill)
4	Lauren Schaefer	MB	6-3	Fr.	HS	Mountain View, Calif. (Los Altos)
5	Dana Crary	MB	5-10	Fr.	HS	Coto de Caza, Calif. (Santa Margarita Catholic)
6	Kelly Masumiya	DS/L	5-3	Sr.	3L	Highlands Ranch, Colo. (Smoky Hill)
7	Austin Zimmerman	MB	6-0	Jr.	2L	Cheney, Wash. (Lewis and Clark)
8	Alexandra Buth	RS	5-10	Fr.	RS	East Grand Rapids, Mich. (East Grand Rapids)
9	Allie Griffin	RS	6-0	Sr.	3L	Baton Rouge, La. (Santa Fe Christian, San Diego, Calif.)
10	Nicole Carr	OH	6-0	Sr.	3L	Wauwatosa, Wis. (Wauwatosa East)
11	Lara Bossow	MB	6-0	Jr.	2L	Vail, Colo. (Vail Mountain School)
12	Amber Sutherland	OH	5-10	So.	1L	Glenwood Springs, Colo. (Glenwood Springs)
13	Krislen Morgado	DS/L	5-6	Sr.	2L	Pearl City, Hawai'i (Punahou)
14	Ashley VenHorst	DS/L	5-7	Fr.	HS	Bettendorf, Iowa (Pleasant Valley)
16	Therese Vinal	DS/L	5-8	So.	1L	Santa Clara, Calif. (Presentation)
77	Mallori Gibson	OH	5-11	Fr.	HS	Bakersfield, Calif. (Foothill)

HEAD COACH: P'i Aiu (Colorado '89)

ASSISTANT COACHES: Jill Thomason (Wyoming '95), Erik Sullivan (UCLA '95)

## 2005 Milestones

- ✓ **Oct. 1** – Allie Griffin recorded her 1,000th career kill, while Nicole Carr picked up her 1,000th career dig in a five-game match against Kansas.
- ✓ **Oct. 5** – Head Coach P'i Aiu earned his 100th Big 12 victory against Baylor.
- ✓ **Oct. 18** – Allie Griffin was became the first Buffalo to be named the Collegiate Volleyball Update (CUV.com) National Player of the Week. She helped CU upset back-to-back ranked teams Kansas State and Texas A&M, for the first time since 1996. Griffin averaged 5.40 points, 5.00 kills, 2.50 digs, 0.70 assists, 0.70 blocks per game and hit .343 for the week and was named to Sports Illustrated's Faces In the Crowd.
- ✓ **Oct. 29** – CU defeated No. 8 Missouri in five-games in Columbia, Mo. It was the first victory against a top-10 school for CU since 1997 when the Buffs defeated No. 5 Nebraska. It was also the first win for CU in Columbia since 1999.
- ✓ **Season** – CU hit a school-record .262 on the season. The previous record of .259 was set in 1991.
- ✓ **Season** – The Buffs played in a school-record 11 five-game matches. It tied the most in the country on the season. CU also played a school-record five straight five-game matches.
- ✓ **Season** – Colorado earned its 15th overall NCAA Tournament appearance, the 14th in 15 years.
- ✓ **Season** – The Buffs finished with a record of 15-13, marking the 18th straight season with a .500 record or better. They finished the non-conference schedule at 5-2, marking the 17th straight season above .500.
- ✓ **Career** – Allie Griffin's name is prominent in several of CU's career top-10 lists. She finished her career sixth in kills (1,283), ninth in blocks (266), 10th in attacks (2,863), 14th in assists (186) and attack percentage (.254) and 23rd in digs (620). Nicole Carr is ninth in digs (1,160) and attacks (2,885) and is 13th in kills (991).
- ✓ **Awards** – Allie Griffin was selected to the AVCA All-Central Region first team and was given honorable mention to the AVCA All-America team. Griffin was also named to the All-Big 12 Conference first team while Ashley Nu'u was an honorable mention AVCA All-Central Region and All-Big 12 pick. Nicole Carr earned her third Academic All-Big 12 Award, while Alex Buth, Lynsey Mann and Therese Vinal earned their first academic award.



(17-12 – 12-8 Big 12 (5th) – 12-4 Home – 5-6 Away – 0-2 Neutral)

Date	Opponent (Rank)	Rank	W/L	Rec	Score	Score-by-Game	Team Statistical Totals							Individual Statistical Leaders			
							K	Att%	Asst	SA	Dig	TB	Kills	Digs	Blocks	Assists	
8/25	Denver	RV	W	1-0	3-0	30-27, 30-23, 32-30	54	.238	49	4	44	2.5	Gibson (14)	Zimmerman (12)	Schaefer (2)	Nu'u (44)	
9/1	#UCLA (10)	RV	L	1-1	0-3	25-30, 25-30, 25-30	45	.137	42	9	48	5	Bossow (10)	Sutherland (10)	Schaefer (3)	Nu'u (34)	
9/2	# Hawaii (7)	RV	L	1-2	0-3	30-32, 23-30, 20-30	53	.181	50	5	46	4	Sutherland (16)	Karlik (14)	Sutherland (3)	Nu'u (47)	
9/3	# Florida (5)	RV	L	1-3	0-3	19-30, 21-30, 29-31	41	.135	39	3	44	4	Buth (11)	Sutherland (14)	Bossow (2)	Nu'u (22)	
9/7	&CINCINNATI	W	2-3	3-0	30-24, 32-30, 30-20	60	.273	54	4	54	6.5	Sutherland (15)	Karlik (21)	Sutherland (5)	Nu'u (43)		
9/8	&CENTRAL CONN. STATE	W	3-3	3-0	30-13, 30-14, 30-10	56	.528	52	7	42	6.5	Sutherland (16)	AS, KK (10)	5 players tied (2)	Nu'u (23)		
9/9	&Southern Mississippi	W	4-3	3-0	30-19, 30-17, 30-26	44	.239	39	10	46	10.5	Bossow (11)	Karlik (14)	Bossow (6)	Nu'u (22)		
9/13	*MISSOURI (17)	W	5-3/1-0	3-2	30-24, 27-30, 30-24, 23-30, 15-9	86	.303	80	5	79	12	Sutherland (35)	Karlik (26)	Nu'u (7)	Nu'u (69)		
9/16	*Texas Tech	W	6-3/2-0	3-0	30-27, 30-28, 30-22	51	.308	48	2	36	12	Sutherland (12)	Karlik (12)	4 players tied (4)	Nu'u (40)		
9/20	*Texas (5)	L	6-4/2-1	0-3	17-30, 19-30, 26-30	35	.184	34	3	35	6	Gibson (11)	Karlik (13)	4 players tied (2)	Nu'u (30)		
9/23	*KANSAS	W	7-4/3-1	3-2	30-28, 22-30, 20-30, 30-19, 15-7	70	.257	63	13	53	11	MG, AS (18)	Karlik (12)	LS, AB (4)	Nu'u (51)		
9/27	*TEXAS A&M	W	8-4/4-1	3-0	30-23, 30-28, 30-22	50	.287	47	11	43	5	Sutherland (15)	Sutherland (10)	AZ, AB (3)	Nu'u (41)		
9/30	*OKLAHOMA	L	8-5/4-2	2-3	30-22, 18-30, 21-30, 30-23, 6-15	69	.212	66	3	65	15	Sutherland (25)	Sutherland (17)	LS, AB (6)	Nu'u (61)		
10/7	*Kansas State	W	9-5/5-2	3-0	31-29, 30-28, 34-32	52	.206	52	6	55	6.5	Sutherland (18)	Karlik (17)	AZ, AN (4)	Nu'u (40)		
10/11	*IOWA STATE	L	9-6/5-3	0-3	20-30, 25-30, 27-30	49	.188	46	1	43	6	Schaefer (12)	Karlik (11)	Bossow (3)	Nu'u (35)		
10/14	*Nebraska (1)	L	9-7/5-4	0-3	27-30, 18-30, 21-30	38	.129	37	2	51	2	Sutherland (9)	Nu'u (14)	Zimmerman (2)	Nu'u (30)		
10/18	*Baylor	W	10-7/6-4	3-2	30-16, 34-36, 26-30, 30-27, 18-16	69	.200	62	6	71	12.5	Sutherland (22)	Karlik (20)	Buth (5)	Nu'u (57)		
10/21	*TEXAS TECH	W	11-7/7-4	3-0	30-21, 30-27, 33-31	59	.265	54	6	58	6.5	Sutherland (24)	Karlik (18)	Zimmerman (4)	Nu'u (50)		
10/25	*Texas A&M	W	12-7/8-4	3-2	25-30, 30-20, 30-28, 22-30, 15-6	70	.207	66	9	79	11.5	Sutherland (20)	Karlik (20)	Nu'u (5)	Nu'u (58)		
10/28	*TEXAS (8)	L	12-8/8-5	0-3	21-30, 30-32, 22-30	45	.193	44	1	35	6	Sutherland (16)	Webster (12)	Schaefer (4)	Nu'u (43)		
11/1	*KANSAS STATE	W	13-8/9-5	3-2	27-30, 37-35, 33-31, 23-30, 15-12	90	.230	85	2	69	16	Schaefer (19)	Karlik (20)	LS, LB, AS (6)	Nu'u (74)		
11/4	*Missouri (21)	L	13-9/9-6	1-3	23-30, 17-30, 30-28, 28-30	57	.205	53	5	58	11.5	Sutherland (20)	Sutherland (18)	Schaefer (6)	Nu'u (47)		
11/8	*Kansas	W	14-9/10-6	3-0	30-25, 30-28, 32-30	58	.241	56	7	57	8	Sutherland (13)	Karlik (16)	Schaefer (5)	Nu'u (45)		
11/11	*NEBRASKA (1)	W	15-9/11-6	3-2	19-30, 30-28, 15-30, 30-27, 15-12	68	.162	62	3	71	12	Sutherland (18)	Karlik (22)	Zimmerman (10)	Nu'u (62)		
11/18	*Oklahoma (14)	RV	L	15-10/11-7	2-3	22-30, 31-29, 32-30, 24-30, 9-15	72	.167	70	5	77	9	Gibson (24)	Karlik (21)	Schaefer (5)	Nu'u (65)	
11/22	*BAYLOR	W	16-10/12-7	3-2	30-28, 23-30, 28-30, 30-23, 15-12	84	.261	77	2	67	13	Gibson (28)	Karlik (22)	Schaefer (6)	Nu'u (65)		
11/25	*Iowa State	RV	L	16-11/12-8	2-3	27-30, 30-24, 28-30, 31-29, 9-15	77	.141	70	3	75	14	Gibson (17)	Karlik (17)	LS, LB, AS (6)	Nu'u (65)	
11/30	\$New Mexico St. (19)	RV	W	17-11	3-0	30-24, 30-20, 34-32	58	.287	56	6	50	11	MG, AS (13)	Karlik (15)	AN, LS (4)	Nu'u (44)	
12/1	\$Washington (3)	RV	L	17-12	1-3	15-30, 30-22, 26-30, 24-30	52	.130	50	8	73	13	AB, AS (12)	Karlik (26)	Zimmerman (10)	Nu'u (45)	

\*Big 12 Conference Match; #Hawaiian Airlines Wahine Volleyball Classic, Honolulu, Hawaii; &amp; Colorado Invitational, Boulder; \$-NCAA First/Second Rounds, Boulder

## Team Statistics

Name	G	K	K/G	E	TA	Pct.	A	A/G	SA	SE	SA/G	RE	DIG	D/G	BS	BA	TOT.	B/G	BE	BHE	PTS
Karliik	105	4	0.04	0	5	.800	54	0.51	22	37	0.21	33	442	4.21	0	0	0	0.00	0	0	26.0
Burkett	8	5	0.62	0	9	.556	34	4.25	0	0	0.00	0	6	0.75	0	3	3	0.38	0	0	6.5
Nu'u, Ashley	108	120	1.11	35	244	.348	1352	12.52	14	7	0.13	0	179	1.66	8	56	64	0.59	13	40	170.0
Zimmerman	78	148	1.90	36	350	.320	13	0.17	11	12	0.14	0	48	0.62	11	60	71	0.91	2	2	200.0
Schaefer	99	226	2.28	68	525	.301	8	0.08	1	3	0.01	2	31	0.31	13	79	92	0.93	4	0	279.5
Drexler	3	2	0.67	1	4	.250	0	0.00	1	0	0.33	0	1	0.33	0	2	2	0.67	0	0	4.0
Bossow	75	150	2.00	63	364	.239	2	0.03	17	21	0.23	0	44	0.59	4	58	62	0.83	2	0	200.0
Loop	7	5	0.71	1	18	.222	0	0.00	0	0	0.00	0	1	0.14	0	1	1	0.14	0	0	5.5
Buth	108	231	2.14	117	597	.191	60	0.56	27	63	0.25	10	213	1.97	7	60	67	0.62	4	14	295.0
Gibson	103	351	3.41	176	985	.178	9	0.09	34	76	0.33	0	113	1.10	1	29	30	0.29	3	0	400.5
Sutherland	109	456	4.18	253	1182	.172	47	0.43	22	33	0.20	39	312	2.86	9	60	69	0.63	5	2	517.0
VenHorst	11	0	0.00	0	0	.000	0	0.00	0	0	0.00	1	11	1.00	0	0	0	0.00	0	0	0.0
Vinal	8	0	0.00	0	0	.000	1	0.12	1	0	0.12	0	7	0.88	0	0	0	0.00	0	0	1.0
Sisco	7	0	0.00	0	5	.000	2	0.29	0	0	0.00	0	0	0.00	0	0	0	0.00	0	0	0.0
Webster	98	1	0.01	1	6	.000	19	0.19	0	0	0.00	23	190	1.94	0	0	0	0.00	0	2	1.0
Nu'u, Amber	41	13	0.32	13	49	.000	2	0.05	3	3	0.07	4	26	0.63	1	1	2	0.05	0	1	17.5
Team												14									
COLORADO.....	109	1712	15.71	764	4343	.218	1603	14.71	153	255	1.40	126	1624	14.90	54	409	258.5	2.37	33	61	2123.5
Opponents .....	109	1592	14.61	651	4156	.226	1457	13.37	126	229	1.16	153	1512	13.87	90	625	402.5	3.69	38	51	2120.5

## Team Roster

No.	Name	Pos.	Ht.	Cl.	Exp.	Hometown (High School / College)
1	Emilee Sisco	OH	6-4	Fr.	HS	Enumclaw, Wash. (Enumclaw)
2	Ashley Nu'u	S	5-10	Sr.	3L	Aurora, Colo. (Smoky Hill)
3	Amber Nu'u	OH	5-11	Sr.	3L	Aurora, Colo. (Smoky Hill)
4	Lauren Schaefer	MB	6-3	So.	1L	Mountain View, Calif. (Los Altos)
6	Callie Webster	DS/L	5-10	So.	TR	Mercer Island, Wash. (Mercer Island/New Hampshire)
7	Austin Zimmerman	MB	6-0	Sr.	3L	Cheney, Wash. (Lewis and Clark)
8	Alexandra Buth	RS	5-10	So.	1L	East Grand Rapids, Mich. (East Grand Rapids)
10	Kelsey Loop	OH	5-10	So.	TR	Valley Center, Kansas (Circle/Wyoming)
11	Lara Bossow	MB	6-0	Sr.	3L	Vail, Colo. (Vail Mountain School)
12	Amber Sutherland	OH	5-10	Jr.	2L	Glenwood Springs, Colo. (Glenwood Springs)
13	Jessica Drexler	MB/OH	5-10	Fr.	HS	Colorado Springs, Colo. (Lewis-Palmer)
14	Ashley VenHorst	DS/L	5-7	So.	1L	Bettendorf, Iowa (Pleasant Valley)
16	Therese Vinal	DS/L	5-8	Jr.	2L	Santa Clara, Calif. (Presentation)
21	Kristen Karliik	DS/L	5-7	Jr.	TR	Colorado Springs, Colo. (Rampart/Colorado State)
22	Kaitlyn Burkett	S	6-1	Fr.	HS	Colorado Springs, Colo. (St. Mary's)
77	Mallori Gibson	OH	5-11	Fr.	1L	Bakersfield, Calif. (Foothill)

HEAD COACH: Pi'i Aiu (Colorado '89)

ASSISTANT COACHES: Jill Thomason (Wyoming '95), Erik Sullivan (UCLA '95)

## 2006 Milestones

- ✓ **Sept. 8** – Colorado attacked at a .528 percentage against Central Connecticut State, recording a school record for a three-game match. The Buffs recorded 56 kills and nine errors on 89 attacks.
- ✓ **Sept. 13** – Amber Sutherland recorded 35 kills as CU defeated No. 17 Missouri in five games. She became just the sixth Buff to hammer over 30 kills in a match. The 35 kills was the third-highest total in a single match in CU history. Sutherland was named the Big 12 Player of the Week on Sept. 18.
- ✓ **Nov. 11** – CU defeated No. 1 Nebraska in front of a CECC record crowd 4,111, halting a 17-match losing streak to the Huskers. It was the first time CU has ever defeated a top-ranked opponent and the Buffs were the only team to beat NU as the Huskers went on to win the national championship. CU came back to defeat the Huskers after dropping the first and third games 30-19, 30-15.
- ✓ **Nov. 13** – Ashley Nu'u was named the Sports Imports/AVCA Division I National Player of the Week on Nov. 13. She helped CU upset No. 1 Nebraska. Nu'u passed out all of CU's 62 assists against the Huskers. She totaled 107 on the week, including a three-game sweep of Kansas. She was also named the Big 12 Player of the Week and CU Athlete of the Week.
- ✓ **Nov. 30** – The Buffs advanced to the second round of the NCAA Tournament for the first time since 2001 after defeating No. 19 New Mexico State in three games, but lost to No. 3 Washington for the first home loss during the NCAA Tournament for CU.
- ✓ **Dec. 20** – CU finally cracks the CSTV/AVCA Division I Coaches Poll at No. 24. CU recorded three wins against ranked teams, No. 1 Nebraska, No. 17 Missouri and No. 19 New Mexico State.
- ✓ **Season** – The Buffs earned a 12-4 record at the CECC for a winning percentage of .743. It was the best home record since 2003 when the Buff finished 10-2 (.833). The 12 wins tied the most wins in a single year at home for Colorado.
- ✓ **Season** – Colorado earned its 16th overall NCAA Tournament appearance, the 15th in 16 years.
- ✓ **Season** – The Buffs finished with a record of 17-12, marking the 19th straight season with a .500 record or better. They finished the non-conference schedule at 4-3, marking the 18th straight season above .500. CU finished the conference season 12-8 and tied for fourth with Iowa State.
- ✓ **Career** – Ashley Nu'u ended her career in several of CU's career charts. She is third in assists (4,315), 30th in kills (541), 25th in digs (573) and 14th in blocks (243). Lara Bossow ranks ninth in career blocks (264) and hitting percentage (.2921). Austin Zimmerman ranks eighth in hitting percentage (.2922), 11th in blocks (252) and 30th in digs (451).
- ✓ **Awards** – Ashley Nu'u became the first Buff to be named to the AVCA All-American Third Team and the Asics/Volleyball Magazine All-American honorable mention team. Nu'u was also an AVCA All-Central Region and All-Big 12 First Team honoree. Amber Sutherland and Lauren Schaefer were All-Big 12 honorable mention selections. Austin Zimmerman and Alex Buth were both named the Academic All-Big 12 First Team and Therese Vinal was named to the inaugural Big 12 Good Works Team.



(6-22 – 1-19 Big 12 (12th) – 4-9 Home – 0-12 Away – 2-1 Neutral)

							Team Statistical Totals							Individual Statistical Leaders				
Date	Opponent (Rank)	Rank	W/L	Rec	Score	Score-by-Game	K	Att%	Ast	SA	Dig	TB	Kills	Digs	Blocks	Assists		
8/24	#Tulane		L	0-1	2-3	30-24, 30-27, 28-30, 20-30, 14-16	70	.247	60	2	80	15	Gibson (21)	Webster (21)	Schaefer (7)	Burkett (60)		
8/25	#Furman		L	0-2	2-3	30-14, 30-24, 25-30, 28-30, 12-15	67	.231	57	13	62	6	Loop (18)	Webster (19)	Buth (3)	Burkett (41)		
8/31	%UNCW		W	1-2	3-0	30-17, 30-18, 30-12	57	.534	53	11	34	5	Gibson (16)	Webster (10)	Steinhaus (4)	Burkett (48)		
9/1	%CENTRAL FLORIDA		W	2-2	3-0	30-26, 30-22, 30-23	56	.339	52	2	44	6	Schaefer (14)	CW, AB (10)	Edelman (5)	Burkett (48)		
9/2	%CALIFORNIA (11)		W	3-2	3-0	30-28, 30-25, 30-28	50	.228	43	3	41	2	Sisco (9)	Webster (11)	Schaefer (2)	Burkett (37)		
9/6	\$Colorado State		L	3-3	0-3	28-30, 27-30, 28-30	48	.214	44	3	35	5	Gibson (18)	Webster (11)	Schaefer (3)	Burkett (38)		
9/7	\$Winthrop		W	4-3	3-0	30-19, 30-28, 30-26	50	.248	45	2	40	7	Gibson (15)	Webster (15)	Edelman (4)	Burkett (36)		
9/8	\$Miami University		W	5-3	3-0	30-21, 30-26, 30-14	43	.243	37	4	46	9	Gibson (13)	Webster (17)	Edelman (6)	Burkett (33)		
9/12	*Texas Tech		L	5-4/0-1	2-3	19-30, 24-30, 30-24, 30-27, 12-15	74	.138	69	6	79	6	Buth (21)	Buth (23)	Buth (4)	Burkett (60)		
9/19	*BAYLOR		L	5-5/0-2	2-3	26-30, 32-30, 30-27, 26-30, 14-16	72	.168	68	8	55	7	Gibson (20)	Webster (21)	Edelman (4)	Burkett (61)		
9/22	*KANSAS STATE (16)		L	5-6/0-3	2-3	24-30, 30-24, 30-27, 27-30, 12-15	72	.227	63	2	75	18	Buth (21)	Webster (28)	Edelman (12)	Burkett (58)		
9/26	*Oklahoma (25)		L	5-7/0-4	2-3	30-21, 30-16, 18-30, 27-30, 10-15	57	.169	53	5	82	15	Buth (15)	Webster (22)	Edelman (7)	Burkett (48)		
9/28	*Texas (7)		L	5-8/0-5	0-3	19-30, 20-30, 27-30	41	.211	41	3	36	0	Sisco (13)	Webster (13)	NO BLOCKS	Burkett (34)		
10/3	*MISSOURI		L	5-9/0-6	2-3	20-30, 19-30, 30-26, 30-28, 9-15	75	.158	66	1	93	10	Buth (19)	Webster (33)	SE, AB (5)	Burkett (53)		
10/6	*NEBRASKA (2)		L	5-10/0-7	0-3	25-30, 18-30, 20-30	36	.132	35	2	53	6	Edelman (10)	Webster (18)	Edelman (5)	Burkett (33)		
10/10	*Kansas		L	5-11/0-8	1-3	23-30, 26-30, 30-22, 27-30	59	.218	57	7	54	12	Schaefer (16)	Webster (19)	Gibson (5)	Burkett (54)		
10/13	*Texas A&M		L	5-12/0-9	1-3	30-26, 22-30, 25-30, 17-30	63	.253	59	4	55	6	Edelman (12)	Buth (15)	Schaefer (4)	Burkett (50)		
10/17	*IOWA STATE		L	5-13/0-10	2-3	30-24, 24-30, 30-25, 19-30, 13-15	58	.155	53	3	60	26	Buth (15)	Webster (21)	Schaefer (12)	Burkett (47)		
10/20	*Baylor		L	5-14/0-11	2-3	22-30, 30-22, 30-24, 17-30, 9-15	63	.195	61	9	75	6	Schaefer (19)	Webster (19)	Edelman (6)	Burkett (55)		
10/24	*OKLAHOMA (21)		L	5-15/0-12	1-3	27-30, 30-24, 29-31, 25-30	67	.243	61	5	63	11	Schaefer (24)	Webster (22)	KB, SE, MG (4)	Burkett (56)		
10/27	*TEXAS (5)		L	5-16/0-13	0-3	27-30, 19-30, 28-30	48	.194	45	4	37	6	Schaefer (13)	CW, AV (8)	Schaefer (5)	Burkett (42)		
10/31	*Iowa State		L	5-17/0-14	0-3	23-30, 17-30, 20-30	36	.167	36	4	31	4	Buth (11)	Webster (10)	Steinhaus (3)	Burkett (27)		
11/3	*TEXAS TECH		W	6-17/1-14	3-1	32-34, 30-20, 30-15, 30-19	81	.344	76	8	43	11	Sisco (27)	Webster (14)	Burkett (7)	Burkett (66)		
11/7	*Nebraska (2)		L	6-18/1-15	0-3	17-30, 22-30, 20-30	29	.129	29	3	40	6	Sisco (13)	Webster (10)	RS, SE (3)	Burkett (29)		
11/10	*KANSAS		L	6-19/1-16	2-3	30-16, 30-24, 24-30, 31-33, 11-15	76	.271	70	10	54	14	Sisco (30)	Webster (18)	Steinhaus (9)	Burkett (62)		
11/17	*Kansas State (12)		L	6-20/1-17	0-3	17-30, 26-30, 16-30	37	.168	35	0	39	2	Edelman (12)	Webster (9)	Buth (2)	Burkett (30)		
11/21	*TEXAS A&M		L	6-21/1-18	1-3	30-28, 17-30, 25-30, 23-30	61	.147	58	2	63	7	Edelman (16)	Webster (21)	Edelman (6)	Burkett (51)		
11/24	*Missouri		L	6-22/1-19	0-3	20-30, 23-30, 22-30	44	.173	42	1	38	4	Buth (13)	Webster (10)	Buth (3)	Burkett (28)		

\*Big 12 Conference Match; #-Sugar Bowl Classic, New Orleans, Louisiana; % Colorado Invitational, Boulder; \$-Colorado State Tournament

## Team Statistics

Name	G	K	K/G	E	TA	Pct.	A	A/G	SA	SE	SA/G	RE	DIG	D/G	BS	BA TOT.	B/G	BE	BHE	PTS
Schaefer	1	1	1.00	0	11	.000	0	0.00	0	0	0.00	0	0	0.00	0	0	0.00	0	0	1.0
Karlik	41	1	0.02	0	2	.500	3	0.07	0	0	0.00	11	59	1.44	0	0	0.00	0	0	1.0
Schaefer	75	233	3.11	52	503	.360	4	0.05	3	3	0.04	1	29	0.39	10	52	62	0.83	6	1 272.0
Burkett	108	88	0.81	21	244	.275	1285	11.90	20	32	0.19	1	170	1.57	9	52	61	0.56	4	38 143.0
Buth	109	333	3.06	124	801	.261	67	0.61	16	69	0.15	17	262	2.40	5	71	76	0.70	4	6 389.5
Webster	109	6	0.06	1	20	.250	33	0.30	25	15	0.23	44	466	4.28	0	0	0.00	0	2	31.0
Edelman	105	219	2.09	93	535	.236	7	0.07	8	10	0.08	0	48	0.46	13	94	107	1.02	7	3 287.0
Sisco	83	248	2.99	141	688	.156	2	0.02	16	25	0.19	0	52	0.63	5	19	24	0.29	0	1 278.5
Gibson	104	322	3.10	177	950	.153	10	0.10	27	73	0.26	2	90	0.87	11	28	39	0.38	3	2 374.0
Loop	46	85	1.85	51	250	.136	4	0.09	3	19	0.07	1	18	0.39	0	9	9	0.20	0	1 92.5
Steinhaus	47	43	0.91	30	131	.099	3	0.06	3	4	0.06	0	13	0.28	3	27	30	0.64	5	0 62.5
Wicks	11	11	1.00	8	31	.097	0	0.00	0	4	0.00	0	5	0.45	0	0	0.00	0	1	11.0
Fanelli	8	0	0.00	0	5	.000	33	4.12	0	0	0.00	0	3	0.38	0	0	0.00	0	2	0.0
Vinal	3	0	0.00	0	0	.000	0	0.00	0	0	0.00	0	0	0.00	0	0	0.00	0	0	0.0
VenHorst	103	0	0.00	0	3	.000	10	0.10	3	6	0.03	33	160	1.55	0	0	0.00	0	0	3.0
Henry	86	0	0.00	0	0	.000	7	0.08	3	12	0.03	23	132	1.53	0	0	0.00	0	1	3.0
Team																				
COLORADO	109	1590	14.59	698	4164	.214	1468	13.47	127	272	1.17	143	1507	13.83	56	352	232.0	2.13	29	58 1949.0
Opponents	109	1642	15.06	645	4050	.246	1507	13.83	144	231	1.32	127	1570	14.40	69	603	370.5	3.40	68	73 2156.5

## Team Roster

No.	Name	Pos.	Ht.	Cl.	Exp.	Hometown (High School / College)
1	Emilee Sisco	OH	6-4	So.	1L	Enumclaw, Wash. (Enumclaw)
2	Schylur Edelman	MB	6-1	Fr.	HS	Sterling, Colo. (Sterling)
3	Christan Schaefer	OH	6-0	Fr.	HS	Mountain View, Calif. (Los Altos)
4	Lauren Schaefer	MB	6-3	Jr.	2L	Mountain View, Calif. (Los Altos)
5	Lauren Fanelli	S	5-9	Fr.	HS	Moon Township, Penn. (Moon Area)
6	Callie Webster	L	5-10	Jr.	1L	Mercer Island, Wash. (New Hampshire/Mercer Island)
7	Kristin Martell	MB/RS	6-1	Fr.	HS	The Woodlands, Texas (The Woodlands)
8	Alexandra Buth	RS	5-10	Jr.	2L	East Grand Rapids, Mich. (East Grand Rapids)
9	Kirsten Wicks	OH	6-2	Fr.	HS	Wheaton, Ill. (Wheaton)
10	Kelsey Loop	OH	5-10	Jr.	1L	Valley Center, Kansas (Wyoming/Circle)
11	Rosie Steinhaus	MB	6-1	Fr.	HS	Flagstaff, Ariz. (Flagstaff)
12	Amber Sutherland	OH	5-10	Sr.	3L	Glenwood Springs, Colo. (Glenwood Springs)
14	Ashley VenHorst	DS/L	5-7	Jr.	2L	Bettendorf, Iowa (Pleasant Valley)
16	Therese Vinal	DS/L	5-8	Sr.	3L	Santa Clara, Calif. (Presentation)
21	Kristen Karlik	DS/L	5-7	Sr.	1L	Colorado Springs, Colo. (Colorado State/Rampart)
22	Kaitlyn Burkett	S/H	6-1	So.	1L	Colorado Springs, Colo. (St. Mary's)
23	Ellen Henry	DS	5-6	Fr.	HS	Long Beach, Calif. (Wilson)
77	Mallori Gibson	OH	5-11	So.	1L	Bakersfield, Calif. (Foothill)

Head Coach: P'i'i Aiu (Colorado '89)

Associate Head Coach: Jill Thomason (Wyoming '95)

Assistant Coach: Erik Sullivan (UCLA '95)

## 2007 Milestones

- ✓ **Aug. 31** – The Buffs recorded a school record .534 attack percentage against UNC-Wilmington at the Colorado Invitational. They recorded 57 kills with 10 errors on 88 swings. The mark tied for the best in the conference all season.
- ✓ **Sept. 2** – Colorado upset then-No. 11 ranked California in three games to cap off the CU Invite. It was the Bears' first loss of the season. Cal eventually went on to knock Nebraska out of the NCAA Tournament and finish in the top four. Kaitlyn Burkett and Lauren Schaefer were named to the all-tournament team and Alex Buth was named the tournament MVP.
- ✓ **Sept. 12** – Alex Buth became the first Buff since 2002 to record a 20-20 double-double when she recorded 21 kills and 23 digs against Texas Tech. She also led the team with four blocks.
- ✓ **Oct. 3** – Callie Webster picked up 33 digs against Missouri to become the first Buff since 1995 to record 30 or more digs in a match. The 33 digs ties for ties on the single match chart with Rachel Wacholder. Webster was named the Big 12 Defensive Player of the Week.
- ✓ **Oct 17** – The Buffs put up a team record and Coors Events Center record 26.0 blocks against Iowa State. There were five block solos and 42 blocks assists (the 42 assists were also a record). CU had three players with 10 or more blocks in the match. Lauren Schaefer led the Buffs with 12 blocks (one solo, 11 assists). Schylur Edelman added two solos and nine assists (11) and Kaitlyn Burkett put up one solo and nine assists (10).
- ✓ **Nov. 3** – The Buffs won their first Big 12 match of the season against Texas Tech. The win snapped a 14-match losing streak.
- ✓ **Season** – The Buffs finished the season with a 6-22 record (1-19 Big 12). It was just the second time in program history that CU recorded 20 or more losses in a season (1987; 20).
- ✓ **Season** – The Buffs finished the non-conference schedule at 5-3, marking the 19th straight season above .500.
- ✓ **Season** – Callie Webster recorded 466 digs on the year to rank second on the single season chart. Schylur Edelman became the first freshman middle blocker since 2002 to average over 1.00 blocks per game (1.02).
- ✓ **Career** – Kristen Karlik ended her two-year career at CU ranked 28th in digs (501).
- ✓ **Awards** – Alex Buth and Therese Vinal were both named the Academic All-Big 12 First Team. Kaitlyn Burkett, Kristen Karlik and Lauren Schaefer were members of the Academic All-Big 12 Second Team. Buth was also named to the Big 12 Good Works Team.



(13-16 – 7-13 Big 12 (18th) – 6-7 Home – 3-9 Away – 4-0 Neutral)

							Team Statistical Totals							Individual Statistical Leaders			
Date	Opponent (Rank)	Rank	W/L	Rec	Score	Score-by-Game	K	Att%	Asst	SA	Dig	TB	Kills	Digs	Blocks	Assists	
8/29	#Troy		W	1-0	3-0	25-20, 25-19, 25-22	44	.312	42	8	37	7	Buth (13)	VenHorst (9)	L. Schaefer (4)	Burkett (33)	
8/30	#Arkansas-Pine Bluff		W	2-0	3-0	25-13, 25-11, 25-9	40	.395	38	7	42	2	Buth (9)	Sutherland (11)	4 tied (1)	Burkett (26)	
8/30	#Mississippi State		W	3-0	3-0	25-19, 25-21, 25-21	39	.286	36	6	41	8	Edelman (8)	Burkett (12)	Edelman (4)	Burkett (23)	
9/5	%Arkansas-Little Rock		W	4-0	3-1	15-25, 25-20, 25-23, 27-25	54	.192	53	6	83	8	Buth (17)	Buth (22)	L. Schaefer (5)	Burkett (46)	
9/6	%Texas Southern		W	5-0	3-0	25-12, 25-8, 25-9	38	.367	35	5	34	8	Buth (13)	Webster (10)	Edelman (6)	Burkett (32)	
9/6	%Texas A&M-Corpus Christi		W	6-0	3-0	25-11, 25-23, 25-11	41	.268	38	5	55	9	SE, LS,AS (9)	Webster (17)	L. Schaefer (5)	Burkett (33)	
9/10	\$COLORADO ST. (21)		L	6-1	1-3	23-25, 23-25, 25-19, 16-25	50	.144	45	4	52	13	Edelman (13)	Webster (22)	Edelman (8)	Burkett (40)	
9/11	\$FLORIDA (8)		L	6-2	1-3	22-25, 20-25, 25-22, 18-25	52	.160	49	4	45	3	Buth (16)	Webster (11)	SE, AB (2)	Burkett (43)	
9/13	\$NORTH CAROLINA		L	6-3	1-3	17-25, 25-23, 21-25, 25-27	56	.114	51	2	90	13	Sisco (16)	Webster (25)	L. Schaefer (7)	Burkett (42)	
9/17	*KANSAS		W	7-3/1-0	3-2	25-18, 26-28, 15-25, 26-24, 15-12	64	.179	57	1	70	13.5	Penewell (14)	Webster (23)	Penewell (8)	Burkett (50)	
9/20	*Kansas State (18)		L	7-4/1-1	0-3	15-25, 16-25, 19-25	31	.200	30	0	34	1	Sutherland (10)	Webster (9)	SE, AB (11)	Burkett (23)	
9/27	*TEXAS A&M		W	8-4/2-1	3-2	16-25, 23-25, 25-22, 25-20, 15-9	70	.249	68	1	57	5	Buth (26)	CW, AB (17)	SE, AB (3)	Burkett (61)	
10/1	*Baylor		L	8-5/2-2	0-3	10-25, 14-25, 13-25	14	-.083	13	3	28	2	Sisco (4)	Buth (8)	Penewell (2)	Burkett (12)	
10/4	*Nebraska (2)		L	8-6/2-3	0-3	19-25, 15-25, 24-26	28	.140	27	3	24	5	Sisco (9)	Webster (8)	SE, AB (3)	Burkett (26)	
10/8	*TEXAS TECH		W	9-6/3-3	3-0	25-21, 25-16, 25-11	42	.372	34	3	28	11	Sisco (12)	CW, AB (7)	L. Schaefer (6)	Burkett (31)	
10/11	*TEXAS (3)		L	9-7/3-4	1-3	19-25, 23-25, 25-21, 20-25	61	.262	57	2	49	9	Sisco (18)	VenHorst (13)	L. Schaefer (5)	Burkett (48)	
10/15	*Oklahoma		L	9-8/3-5	0-3	15-25, 21-25, 15-25	25	.053	22	1	31	3	Buth (11)	VenHorst (10)	Edelman (2)	Burkett (19)	
10/18	*IOWA STATE		W	10-8/4-5	3-2	22-25, 26-24, 21-25, 28-26, 15-12	71	.238	65	1	71	17.5	AB, AS (17)	Webster (25)	Edelman (9)	Burkett (56)	
10/22	*Missouri		L	10-9/4-6	0-3	18-25, 23-25, 17-25	32	.073	29	0	62	10	Sutherland (13)	Webster (19)	Edelman (7)	Burkett (22)	
10/25	*Texas Tech		W	11-9/5-6	3-2	20-25, 22-25, 25-20, 25-23, 19-17	64	.185	61	4	76	11.5	Sutherland (21)	Webster (24)	Penewell (8)	Burkett (46)	
10/29	*NEBRASKA (2)		W	12-9/6-6	3-1	25-19, 27-25, 18-25, 25-16	45	.188	41	6	61	14.5	Sisco (17)	CW, AB (16)	SE, KB (6)	Burkett (33)	
11/5	*Kansas		L	12-10/6-7	0-3	13-25, 28-30, 17-25	34	.117	33	1	44	6	SE, LS (9)	CW, AB (11)	Burkett (4)	Burkett (30)	
11/8	*BAYLOR		L	12-11/6-8	0-3	21-25, 19-25, 23-25	35	.088	34	2	44	6	Buth (7)	Buth (14)	AS, SE (3)	Burkett (26)	
11/12	*KANSAS STATE (14)		L	12-12/6-9	1-3	25-23, 20-25, 18-25, 25-27	56	.236	53	2	68	9.5	ES, LS (12)	Buth (19)	Edelman (5)	Burkett (43)	
11/15	*MISSOURI		L	12-13/6-10	1-3	23-25, 22-25, 25-20, 20-25	53	.165	53	5	83	12.5	L. Schaefer (14)	Webster (23)	Burkett (7)	Burkett (50)	
11/19	*Iowa State		L	12-14/6-11	1-3	25-21, 19-25, 30-32, 15-25	51	.160	48	3	71	8	Sisco (18)	Webster (16)	Edelman (6)	Burkett (39)	
11/22	*Texas A&M		L	12-15/6-12	0-3	20-25, 11-25, 21-25	38	.162	36	1	29	3.5	Sisco (10)	Webster (10)	AP, AB (2)	Burkett (33)	
11/26	*OKLAHOMA		W	13-15/7-12	3-0	26-24, 25-22, 25-23	48	.205	46	1	57	6	Sisco (14)	Webster (19)	L. Schaefer (4)	Burkett (43)	
11/29	*Texas (3)		L	13-16/7-13	0-3	21-25, 13-25, 17-25	32	.140	30	1	34	3	Sisco (12)	Webster (14)	L. Schaefer (2)	Burkett (27)	

\*Big 12 Conference Match; #Mississippi State Classic, Mississippi State, Mississippi; % Islander Holiday Inn-Emerald Beach Invitational, Corpus Christi, Texas; \$-Colorado Invitational, Boulder

## Team Statistics

Name	S	K	K/S	E	TA	Pct.	A	A/S	SA	SE	SA/S	RE	DIG	D/S	BS	BA	TOT.	B/S	BE	BHE	PTS
Webster	97	3	0.03	0	5	.600	20	0.21	17	8	0.18	20	386	3.98	0	0	0	0.00	0	4	20.0
Burkett	104	84	0.81	19	198	.328	1036	9.96	13	17	0.12	0	225	2.16	7	53	60	0.58	6	4	130.5
Schaefer	84	173	2.06	41	436	.303	5	0.06	1	1	0.01	2	23	0.27	12	57	69	0.82	5	0	214.5
Penewell	29	42	1.45	17	100	.250	2	0.07	4	0	0.14	0	9	0.31	2	31	33	1.14	1	0	63.5
Edelman	103	184	1.79	76	454	.238	15	0.15	5	17	0.05	1	55	0.53	13	87	100	0.97	3	1	245.5
Buth	104	276	2.65	116	784	.204	76	0.73	15	44	0.14	21	283	2.72	3	70	73	0.70	8	4	329.0
Sisco	94	271	2.88	147	816	.152	8	0.09	8	15	0.09	2	73	0.78	4	34	38	0.40	3	1	300.0
Sutherland	104	240	2.31	159	753	.108	33	0.32	30	33	0.19	19	245	2.36	5	24	29	0.28	4	1	277.0
Schaefer	25	18	0.72	13	95	.053	0	0.00	1	2	0.04	0	8	0.32	0	5	5	0.20	0	0	21.5
Fogle	5	1	0.20	1	11	.000	0	0.00	0	0	0.00	0	2	0.40	0	0	0	0.00	0	0	1.0
Martell	5	0	0.00	0	0	.000	0	0.00	0	0	0.00	0	0	0.00	0	0	0	0.00	0	0	0.0
Dykstra	1	0	0.00	0	0	.000	1	1.00	0	0	0.00	0	0	0.00	0	0	0	0.00	0	0	0.0
Wicks	23	16	0.70	17	68	-.015	2	0.09	1	4	0.04	2	9	0.39	0	4	4	0.17	0	0	19.0
VenHorst	100	0	0.00	1	2	-.500	22	0.22	3	6	0.03	25	167	1.67	0	0	0	0.00	0	0	3.0
Henry	23	0	0.00	1	1	-1.000	4	0.17	0	1	0.00	4	15	0.65	0	0	0	0.00	0	1	0.0
Team													10								
COLORADO.....	104	1308	12.58	608	3723	.188	1224	11.77	88	148	0.85	105	1500	14.42	46	365	228.5	2.20	30	16	1624.5
Opponents.....	104	1419	13.64	599	3790	.216	1307	12.57	105	190	1.01	88	1516	14.58	56	392	252.0	2.42	49	26	1776.0

## Team Roster

No.	Name	Pos.	Ht.	Cl.	Exp.	Hometown (High School / College)
1	Emilee Sisco	OH	6-4	Jr.	2L	Enumclaw, Wash. (Enumclaw)
2	Schylur Edelman	MB	6-1	So.	1L	Sterling, Colo. (Sterling)
3	Christan Schaefer	OH	6-0	So.	1L	Mountain View, Calif. (Los Altos)
4	Lauren Schaefer	MB	6-3	Sr.	3L	Mountain View, Calif. (Los Altos)
6	Callie Webster	L	5-10	Sr.	2L	Mercer Island, Wash. (New Hampshire/Mercer Island)
7	Kristin Martell	MB	6-1	Fr.	RS	The Woodlands, Texas (The Woodlands)
8	Alexandra Butth	RS	5-10	Sr.	3L	East Grand Rapids, Mich. (East Grand Rapids)
9	Kirsten Wicks	OH	6-2	So.	1L	Wheaton, Ill. (Wheaton)
11	Rosie Steinhaus	RS	6-1	So.	1L	Flagstaff, Ariz. (Flagstaff)
12	Amber Sutherland	OH	5-10	Sr.	3L	Glenwood Springs, Colo. (Glenwood Springs)
13	Megan Cyr	S	6-0	Fr.	HS	St. Andrews, Manitoba, Canada (Lord Selkirk)
14	Ashley VenHorst	DS/L	5-7	Sr.	3L	Bettendorf, Iowa (Pleasant Valley)
15	Devon Dykstra	L/OH	5-10	Fr.	HS	Redondo Beach, Calif. (Redondo Union)
16	Melanie Naber	MB	6-3	Fr.	HS	Holland, Mich. (West Ottawa)
17	Alex Penewell	MB	5-11	Fr.	HS	Newport Beach, Calif. (Newport Harbor)
21	Becah Fogle	OH	5-11	Fr.	HS	Leander, Texas (Vista Ridge)
22	Kaitlyn Burkett	S	6-1	Jr.	2L	Colorado Springs, Colo. (St. Mary's)
23	Ellen Henry	DS	5-6	So.	1L	Long Beach, Calif. (Wilson)

Head Coach: Pi'i Aiu (Colorado '89)

Associate Head Coach: Jill Thomason (Wyoming '95)

Assistant Coach: Stevie Mussie (Washington '08)

## 2008 Milestones: (first year that points per set went from 30-25)

- ✓ **Aug. 29 - Sept. 6** – The Buffs started off the 2008 season 6-0 for the first time in school history, totaling the number of wins from the previous season.
- ✓ **Aug. 30** – Lauren Schaefer recorded a 1,000 attack percentage against Arkansas-Pine Bluff. Later that day Colorado won its 400th match in school history against Mississippi State in straight sets. Schaefer was named the Mississippi State Classic MVP.
- ✓ **Sept. 6** – Alex Butth was named the Islander Holiday Inn-Emerald Beach Invitational MVP after leading CU to three more victories.
- ✓ **Sept. 13** – For the first time in the history of the CU Invitational, the Buffs failed to win a match. All three of those losses came at the hands of eventual NCAA Tournament teams (Colorado State, Florida and North Carolina).
- ✓ **Sept. 17** – Alex Penewell earned her first start against Kansas and led the team with 14 kills, eight blocks, hit .600 and recorded 18.0 points in the five-set victory.
- ✓ **Oct. 25** – The Buffs snapped a two-year conference road losing streak at Texas Tech. The Buffs lost the first two sets and came back to take the next three.
- ✓ **Oct. 29** – Colorado defeated No. 2 Nebraska for the second time in three years in just four sets. The Buffs held NU to a .153 hitting percentage, it's lowest of the season. CU is one of two teams to defeat the Huskers twice in the last five years. Callie Webster was named the Big 12 Defensive Player of the Week for her performance.
- ✓ **Season** – The Buffs finished the season with a 13-16 record (7-13 Big 12) and doubled their wins from the previous season. They finished tied for eighth in the league.
- ✓ **Season** – The Buffs finished the non-conference schedule at 6-3, marking the 20th straight season above .500.
- ✓ **Season** – Callie Webster recorded 386 digs on the year to rank 11th on the single season chart. Schylur Edelman led the Buffs for the second straight year in blocks with 100 which ranks 18th. Kaitlyn Burkett also ranked 18th in assists with 1,036.
- ✓ **Career** – Amber Sutherland became the 13th Buff to record 1,000-career kills and Callie Webster became the 13th to record 1,000-career digs. Sutherland ranks 10th in career kills, ninth in attacks, 21st in attack percentage and 15th in digs. Webster finished her career 12th in career digs. Lauren Schaefer wrapped up her career ranking fourth in attack percentage and seventh in blocks. Alex Butth topped off her career ranking 16th in career kills and attacks, 14th in assists, 15th in aces, 18th in digs and 20th in blocks.
- ✓ **Career** – Head Coach Pi'i Aiu finished his career with 199 wins and is CU's all-time winningest coach. He stepped down on Jan. 12, 2009. Liz Kritza was named the head coach on Feb. 10.
- ✓ **Awards** – Alex Butth was named the Academic All-Big 12 First Team. Kaitlyn Burkett, Lauren Schaefer, Amber Sutherland and Ashley VenHorst were members of the Academic All-Big 12 Second Team. Butth was also named to the Big 12 Fall Chick-Fil-A Community of Champions.





# 2009

(7-22 – 2-18 Big 12 (11th) – 2-10 Home – 2-12 Away –3 -0 Neutral)

							Team Statistical Totals							Individual Statistical Leaders			
Date	Opponent (Rank)	Rank	W/L	Rec	Score	Score-by-Game	K	Att%	Ast	SA	Dig	TB	Kills	Digs	Blocks	Assists	
8/28	#Valparaiso		W	1-0	3-0	31-29, 25-23, 25-21	47	.226	45	11	46	8	Fogle (17)	Henry (15)	Cyr (3)	Cyr (37)	
8/29	#Florida (8)		L	1-1	0-3	20-25, 22-25, 15-25	28	.259	23	3	19	4	Fogle (10)	Lindroth (6)	Penewell (2)	Burkett (11)	
9/1	Northern Colorado		L	1-2	0-3	20-25, 17-25, 16-25	30	.109	30	1	42	9	Fogle (11)	Henry (12)	NK, MC (3)	Burkett (17)	
9/4	%Fairfield		W	2-2	3-0	29-27, 25-20, 25-19	28	.152	26	10	39	18	Fogle (10)	Fogle (10)	Kinzer (6)	Burkett (15)	
9/5	%Georgetown		W	3-2	3-1	18-25, 25-17, 25-17, 26-24	46	.206	42	8	61	14	Fogle (14)	Lindroth (18)	4 tied with (3)	Burkett (35)	
9/5	%Yale		L	3-3	0-3	22-25, 11-25, 9-25	29	.122	29	0	46	1	Fogle (13)	Fogle (12)	Schroeder (1)	Burkett (24)	
9/11	\$Denver		W	4-3	3-0	26-24, 25-18, 25-20	37	.167	34	3	34	16	Fogle (11)	Henry (9)	Kinzer (9)	Burkett (30)	
9/11	\$San Diego (24)		L	4-4	0-3	24-26, 21-25, 16-25	29	.160	28	2	35	12	Steinhaus (9)	Henry (10)	3 tied with (3)	Burkett (24)	
9/12	\$CAL POLY		W	5-4	3-0	25-19, 28-26, 26-24	47	.220	43	0	47	17	Steinhaus (14)	Henry (11)	3 tied with (4)	Burkett (36)	
9/16	*Iowa State (10)		L	5-5/0-1	0-3	18-25, 14-25, 13-25	27	.124	24	3	29	6	Steinhaus (9)	Henry (8)	RS, KS (2)	Burkett (18)	
9/19	*NEBRASKA (8)		L	5-6/0-2	0-3	15-25, 22-25, 13-25	19	.042	17	1	36	21	Fogle (6)	Steinhaus (9)	3 tied with (4)	Burkett (14)	
9/23	*TEXAS (2)		L	5-7/0-3	0-3	14-25, 18-25, 8-25	30	.049	29	1	23	2	Fogle (14)	Steinhaus (7)	KS, NK (1)	Burkett (28)	
9/26	*OKLAHOMA		L	5-8/0-4	0-3	17-25, 16-25, 14-25	23	.038	23	1	31	6	Steinhaus (9)	Burkett (9)	Fogle (2)	Burkett (21)	
9/30	*Kansas		L	5-9/0-5	1-3	23-25, 25-22, 19-25, 19-25	48	.182	47	4	45	19	KS, RS (13)	Fogle (15)	Edelman (5)	Burkett (41)	
10/3	*BAYLOR (19)		L	5-10/0-6	0-3	14-25, 19-25, 15-25	31	.138	30	1	51	4	Fogle (10)	Steinhuas (11)	Kinzer (2)	Burkett (23)	
10/7	*Missouri		L	5-11/0-7	1-3	15-25, 14-25, 27-25, 18-25	36	.099	36	5	56	11	Fogle (10)	Schroeder (14)	Kinzer (5)	Cyr (20)	
10/14	*TEXAS TECH		W	6-11/1-7	3-1	25-23, 21-25, 25-19, 25-17	56	.209	54	2	57	24	Steinhaus (16)	Evanyo (14)	Kinzer (6)	Cyr (47)	
10/17	*Texas A&M (22)		L	6-12/1-8	1-3	17-25, 11-25, 25-23, 17-25	43	.148	39	3	47	10	Steinhaus (13)	Evanyo (13)	Kinzer (3)	Burkett (26)	
10/21	*KANSAS STATE		L	6-13/1-9	1-3	19-25, 25-19, 21-25, 17-25	46	.154	45	4	64	13	Steinhaus (15)	Evanyo (18)	Steinhaus (5)	Burkett (31)	
10/24	*Texas (2)		L	6-14/1-10	0-3	23-25, 12-25, 15-25	32	.188	31	5	26	2	Schroeder (11)	Lindroth (8)	BF, KB (1)	Burkett (29)	
10/28	*Oklahoma		L	6-15/1-11	0-3	20-25, 12-25, 16-25	30	.090	29	2	47	4	Steinhaus (9)	Schroeder (9)	4 tied with (1)	Burkett (27)	
10/31	*IOWA STATE (9)		L	6-16/1-12	0-3	21-25, 14-25, 16-25	37	.175	36	0	37	6	RS, BF (12)	Fogle (12)	SE, BF (2)	Burkett (31)	
11/4	*KANSAS		L	6-17/1-13	0-3	22-25, 23-25, 16-25	41	.227	36	2	44	12	Fogle (13)	Schroeder (6)	Edelman (6)	Burkett (22)	
11/7	*Texas Tech		W	7-17/2-13	3-0	25-21, 25-23, 25-18	46	.313	46	3	37	11	Fogle (14)	Fogle (15)	SE, NK (3)	Burkett (40)	
11/11	*Baylor (21)		L	7-18/2-14	0-3	14-25, 15-25, 14-25	25	.064	25	4	39	4	Fogle (8)	Fogle (11)	Kinzer (2)	Cyr (21)	
11/14	*MISSOURI		L	7-19/2-15	1-3	27-29, 23-25, 25-19, 19-25	61	.225	58	5	61	7	Schroeder (16)	Lindroth (19)	Edelman (2)	Burkett (46)	
11/21	*Kansas State		L	7-20/2-16	0-3	21-25, 15-25, 16-25	32	.122	31	1	61	5	Evanyo (8)	KS, MC (14)	Edelman (2)	Burkett (17)	
11/25	*TEXAS A&M		L	7-21/2-17	0-3	21-25, 19-25, 15-25	27	.053	24	1	51	8	Fogle (12)	Lindroth (19)	Edelman (3)	Burkett (13)	
11/28	*Nebraska (8)		L	7-22/2-18	0-3	16-25, 11-25, 11-25	23	.104	22	0	31	2	Schroeder (7)	Fogle (9)	SE, MC (1)	Burkett (12)	

\*Big 12 Conference Match; #-Campus USA Credit Union Invite, Gainesville, Fla.; % 2009 Yale Invitational, New Haven, Conn.; \$-Colorado Invitational

## Team Statistics

Name	G	K	K/S	E	TA	Pct.	A	A/S	SA	SE	SA/S	RE	DIG	D/S	BS	BA	TOT	B/S	BE	BHE	PTS
Kaitlyn Burkett	86	67	0.78	11	149	.376	646	7.51	8	24	0.09	0	151	1.76	3	22	25	0.29	5	6	89.0
Schylur Edelman	57	85	1.49	30	229	.240	12	0.21	3	17	0.05	1	43	0.75	4	32	36	0.63	3	3	108.0
Nikki Kinzer	87	65	0.75	27	177	.215	12	0.14	3	4	0.03	1	13	0.15	4	60	64	0.74	4	2	287.0
Rosie Steinhaus	91	243	2.67	104	712	.195	17	0.19	18	29	0.20	6	156	1.71	3	46	49	0.54	7	2	287.0
Megan Cyr	62	20	0.32	9	66	.167	211	3.40	12	28	0.19	2	64	1.03	1	14	15	0.24	2	3	40.0
Becah Fogle	89	289	3.25	166	930	.132	11	0.12	16	43	0.18	35	225	2.53	5	20	25	0.28	6	2	320.0
Kerra Schroeder	94	236	2.51	144	948	.097	24	0.26	17	31	0.18	22	199	2.12	6	34	40	0.43	6	3	276.0
Alex Penewell	31	16	0.52	12	56	.071	5	0.16	0	0	0.00	0	5	0.16	1	21	22	0.71	0	1	27.5
Katie Evanyo	46	11	0.24	8	46	.065	7	0.15	3	3	0.07	15	95	2.07	0	0	0	0.00	0	0	14.0
Ellen Ribar	1	0	0.00	0	0	.000	0	0.00	0	0	0.00	0	0	0.00	0	0	0	0.00	0	0	0.0
Ellen Henry	43	0	0.00	0	1	.000	15	0.35	2	15	0.05	13	112	2.60	0	0	0	0.00	0	0	0.0
Kassidi Warnock	26	2	0.00	0	0	.000	3	0.12	0	2	0.00	3	13	0.50	0	0	0	0.00	0	1	0.0
Sofia Lindroth	69	2	0.03	2	21	.000	15	0.22	4	23	0.06	28	166	2.41	0	0	0	0.00	0	0	6.0
Team							16														
COLORADO.....	94	1034	11.00	513	3335	.156	982	10.45	86	219	0.91	142	1242	13.21	27	249	151.5	1.61	33	23	1271.5
Opponents.....	94	1335	14.20	496	3313	.253	1235	13.14	142	176	1.51	86	1508	16.04	55	309	290.5	2.23	35	20	1686.5

## Team Roster

No.	Name	Pos.	Ht.	Cl.	Exp.	Hometown (High School / College)
2	Schylur Edelman	MB	6-1	Jr.	2L	Sterling, Colo. (Sterling)
3	Sofia Lindroth	OH	5-8	Jr.	TR	Edwards, Colo. (Battle Mountain)
6	Kerra Schroeder	OH	6-0	Fr.	HS	San Diego, Calif. (Torrey Pines)
7	Kristin Martell	MB	6-1	So.	RS/1L	The Woodlands, Texas (The Woodlands)
8	Nikki Kinzer	MB	6-2	Fr.	HS	Colorado Springs, Colo. (Rampart)
11	Rosie Steinhaus	OH	6-1	So.	RS/1L	Flagstaff, Ariz. (Flagstaff)
13	Megan Cyr	S	6-0	Fr.	RS	St. Andrews, Manitoba, Canada (Lord Selkirk)
15	Kassidi Warnock	DS/L	5-7	Fr.	HS	Colorado Springs, Colo. (Liberty)
16	Ellen Ribar	S	5-10	Fr.	HS	Elmhurst, Ill. (York)
19	Katie Evanyo	OH/DS/L	5-10	Jr.	TR	Littleton, Colo. (Chatfield/Florida Atlantic)
21	Becah Fogle	OH	5-11	So.	1L	Leander, Texas (Vista Ridge)
22	Kaitlyn Burkett	S	6-1	Sr.	3L	Colorado Springs, Colo. (St. Mary's)

Head Coach: Liz Kritza (Tulane '00)

Assistant Coach: Tom Hogan (Miami University (Ohio) '02)

Assistant Coach: Meg Henican (Notre Dame '06)

## 2009 Milestones:

- ✓ **Aug. 28** – CU recorded its first win in the Liz Kritza era against Valparaiso. The Buffs won in three sets.
- ✓ **Sept. 16-23** – CU opened the conference schedule against three top-10 programs in Iowa State, Nebraska and Texas. The last time the Buffs faced three ranked opponents to open league play was in 2005
- ✓ **Oct. 14** – Colorado snapped a seven-match losing streak with a four-set win against Texas Tech in Boulder.
- ✓ **Nov. 7** – The Buffs completed the sweep of TTU with a three-set win in Lubbock, Texas. It was their first season series sweep since 2008.
- ✓ **Season** – The Buffs finished the season with a 7-22 record (2-18 Big 12). They finished 10th in the league.
- ✓ **Season** – Colorado finished the non-conference schedule at 5-4, marking the 21st straight season above .500.
- ✓ **Season** – Becah Fogle recorded eight double-doubles on the season to lead the Buffs. Rosie Steinhaus and Kerra Schroeder each added two. Fogle ranked seventh in the Big 12 with 3.29 kills per set.
- ✓ **Career** – Kaitlyn Burkett became the sixth Buff to record more than 3,000 career assists against Nebraska (11/28) and finished with 3,001.
- ✓ **Awards** – Rosie Steinhaus was named the Academic All-Big 12 First Team. Kaitlyn Burkett was a member of the Academic All-Big 12 Second Team and was also named to the Big 12 Fall Chick-Fil-A Community of Champions.



## (6-20 – 3-17 Big 12 (10th) – 3-9 Home – 1-11 Away – 2-0 Neutral)

							Team Statistical Totals							Individual Statistical Leaders			
Date	Opponent (Rank)	Rank W/L	Rec	Score	Score-by-Game	K	Att%	Ast	SA	Dig	TB	Kills	Digs	Blocks	Assists		
8/27	FURMAN	W	1-0	3-0	25-22, 25-22, 25-19	42	.171	36	5	38	12	Schroeder (14)	Walker (7)	AS, NL (3)	Valentine (29)		
8/28	DUKE	L	1-1	2-3	18-25, 28-26, 25-18, 16-25, 10-15	48	.115	43	6	55	13	Schroeder (15)	Beckwith (18)	Santos (4)	Valentine (40)		
8/31	Colorado State (15)	L	1-2	0-3	19-25, 22-25, 16-25	30	.128	24	4	18	8	Schroeder (8)	Schroeder (4)	3 tied with (2)	Valentine (20)		
9/3	#Georgia State	W	2-2	3-1	25-22, 23-25, 25-17, 25-22	57	.283	56	5	91	14	Schroeder (21)	Beckwith (25)	Valentine (5)	Valentine (51)		
9/4	#Montana	W	3-2	3-2	21-25, 29-27, 25-14, 19-25, 18-16	68	.209	64	10	100	9	Schroeder (20)	Beckwith (30)	Steinhaus (4)	Valentine (39)		
9/4	#Cal State Fullerton	L	3-3	0-3	23-25, 22-25, 21-25	35	.122	34	4	48	11	KS, AS (10)	Beckwith (18)	Lindow (4)	Valentine (19)		
9/15	*OKLAHOMA	L	3-4/0-1	0-3	15-25, 23-25, 21-25	36	.102	34	1	44	17	Schroeder (11)	Beckwith (12)	Santos (7)	Valentine (27)		
9/18	*Nebraska (4)	L	3-5/0-2	0-3	13-25, 7-25, 17-25	19	.086	18	1	35	5	Santos (5)	Beckwith (10)	Santos (2)	Valentine (13)		
9/22	*KANSAS STATE	W	4-5/1-2	3-2	25-22, 21-25, 14-25, 25-21, 15-10	67	.298	64	4	67	17	Schroeder (24)	ER, MB (17)	Lindow (6)	Valentine (56)		
9/25	*KANSAS	W	5-5/2-2	3-2	25-23, 25-23, 13-25, 22-25, 15-13	63	.169	54	4	70	18	Schroeder (21)	Bigelow (15)	RS, NL (5)	Valentine (50)		
9/29	*TEXAS A&M	L	5-6/2-3	2-3	22-25, 17-25, 25-18, 25-23, 6-15	53	.173	52	3	61	21	Schroeder (19)	Beckwith (20)	RS, NL (6)	Valentine (48)		
10/2	*Missouri	L	5-7/2-4	0-3	20-25, 22-25, 19-25	39	.264	39	1	42	10	Schroeder (12)	Beckwith (16)	Lindow (4)	Valentine (27)		
10/6	*Texas (11)	L	5-8/2-5	0-3	19-25, 15-25, 20-25	27	.133	27	4	22	5	Schroeder (8)	Beckwith (8)	Lindow (3)	Valentine (23)		
10/9	*BAYLOR	L	5-9/2-6	0-3	13-25, 21-25, 13-25	29	.110	21	1	37	4	Lindow (9)	Beckwith (11)	4 tied with (1)	Valentine (16)		
10/13	*Texas Tech	W	6-9/3-6	3-2	24-26, 20-25, 25-15, 26-24, 28-26	80	.324	75	7	68	12	Schroeder (35)	Beckwith (20)	Santos (4)	Valentine (62)		
10/20	*IOWA STATE (12)	L	6-10/3-7	1-3	25-22, 17-25, 22-25, 10-25	48	.192	42	3	56	8	Schroeder (21)	Beckwith (20)	Lindow (4)	Valentine (35)		
10/23	*TEXAS A&M	L	6-11/3-8	0-3	15-25, 18-25, 12-25	18	.028	18	2	43	7	Santos (6)	Beckwith (16)	Lindow (4)	Valentine (8)		
10/27	*Baylor	L	6-12/3-9	0-3	14-25, 23-25, 15-25	32	.137	31	4	51	2	KS, AS (9)	Constantine (12)	KS, AS (1)	Valentine (17)		
10/30	*TEXAS (10)	L	6-13/3-10	0-3	22-25, 19-25, 5-25	30	.082	26	2	35	4	Santos (9)	Beckwith (13)	RS, NL (2)	Valentine (25)		
11/3	*MISSOURI	L	6-14/3-11	1-3	23-25, 25-15, 19-25, 19-25	51	.230	51	2	66	22	Schroeder (19)	Beckwith (26)	AS, NL (6)	Valentine (49)		
11/6	*Kansas	L	6-15/3-12	0-3	19-25, 22-25, 23-25	43	.183	41	3	38	13	Schroeder (12)	Beckwith (13)	KS, NL (4)	Valentine (38)		
11/10	*Oklahoma	L	6-16/3-13	0-3	8-25, 16-25, 17-25	23	-.020	23	3	31	7	Bigelow (8)	Beckwith (10)	Santos (3)	Valentine (15)		
11/13	*NEBRASKA (5)	L	6-17/3-14	0-3	21-25, 20-25, 17-25	40	.239	40	3	42	0	Schroeder (14)	Beckwith (12)	None	Valentine (35)		
11/16	*Iowa State (16)	L	6-18/3-15	0-3	13-25, 9-25, 22-25	24	.071	22	3	39	6	Schroeder (13)	KS, MB (9)	RS, AF (2)	Miller (10)		
11/20	*TEXAS TECH	L	6-19/3-16	2-3	25-21, 20-25, 25-18, 16-25, 12-15	57	.165	54	4	83	15	Schroeder (24)	Richardson (21)	Santos (6)	Valentine (47)		
11/27	*Kansas State	L	6-20/3-17	2-3	22-25, 25-20, 22-25, 25-23, 7-15	55	.183	52	6	85	15	Schroeder (20)	Beckwith (27)	Santos (5)	Valentine (30)		

\*Big 12 Conference Match; #-Crowne Plaza Fullerton Titan Classic, Fullerton, Calif.

## Team Statistics

Name	G	K	K/S	E	TA	Pct.	A	A/S	SA	SE	SA/S	RE	DIG	D/S	BS	BA	TOT	B/S	BE	BHE	PTS
Anicia Santos	95	198	2.08	63	496	.27	19	0.20	19	25	0.20	2	37	0.39	12	52	64	0.67	13	0	255
Hannah Walker	57	1	0.02	0	5	.200	4	0.07	3	14	0.05	7	79	1.39	0	0	0	0.00	0	2	4
Nikki Lindow	97	187	1.93	89	513	.215	5	0.05	0	0	0.00	2	19	0.20	13	59	72	0.74	20	3	229.5
Kerra Schroeder	97	372	3.84	158	1168	.183	12	0.12	22	33	0.23	22	208	2.14	8	29	37	0.38	3	0	416.5
Alyssa Valentine	96	48	0.50	21	149	.181	828	8.62	7	19	0.07	1	164	1.71	3	28	31	0.32	4	8	72
Michelle Miller	61	3	0.05	1	13	.154	95	1.56	7	10	0.11	0	58	0.95	1	2	3	0.05	0	2	12
Rosie Steinhaus	97	151	1.56	80	544	.131	7	0.07	0	2	0.00	6	63	0.65	3	47	50	0.52	8	0	177.5
Richi Bigelow	77	144	1.87	92	486	.107	4	0.05	7	16	0.09	11	130	1.69	1	9	10	0.13	2	1	156.5
Elyssa Richardson	86	2	0.02	1	11	.091	14	0.16	18	15	0.21	17	173	2.01	0	0	0	0.00	0	0	20
Kat Constantine	8	0	0.00	0	0	.000	1	0.12	2	2	0.25	3	17	2.12	0	0	0	0.00	0	0	2
Morgan Tholen	5	0	0.00	0	0	.000	0	0.00	0	1	0.00	0	0	0.00	0	0	0	0.00	0	0	0
Jess Aschbrenner	10	1	0.10	3	16	-.125	1	0.10	0	1	0.00	1	10	1.00	0	1	1	0.10	1	0	1.5
Ali Flynn	18	6	0.33	11	38	-.132	0	0.00	0	0	0.00	0	6	0.33	1	6	7	0.39	3	0	10
Megan Beckwith	96	1	0.01	3	15	-.133	48	0.50	10	33	0.10	27	401	4.18	0	0	0	0.00	0	1	11
Team																					
COLORADO	97	1114	11.4	522	3454	.171	1041	10.7	95	171	0.98	107	1365	14.07	42	233	158.5	1.63	54	17	1367.5
Opponents.....	97	1377	14.2	494	3473	.254	1261	13	108	138	1.11	96	1562	16.10	66	298	215	2.22	45	13	1700

## Team Roster

No.	Name	Pos.	Ht.	Cl.	Exp.	Hometown (High School / College)
2	Ana Pantovic	RS	6-5	Fr.	HS	Vrnjacka Banja, Serbia
3	Megan Beckwith	L	5-10	Fr.	HS	Leesburg, Va. (Heritage)
4	Elyssa Richardson	DS	5-3	Fr.	HS	Vienna, Va. (Langley)
5	Hannah Walker	DS	5-5	Fr.	HS	Colorado Springs, Colo. (Colorado Springs Christian)
6	Kerra Schroeder	OH	6-0	So.	1L	San Diego, Calif. (Torrey Pines)
7	Ali Flynn	OH/RS	6-2	Fr.	HS	Aptos, Calif. (Aptos)
8	Richi Bigelow	OH	5-11	Jr.	TR	Littleton, Colo. (Dakota Ridge/Buffalo)
9	Alyssa Valentine	S	5-10	Jr.	TR	Tustin, Calif. (Edison/George Washington)
10	Anicia Santos	MB	6-1	Jr.	TR	Frisco, Colo. (Summit/Cal Poly)
11	Rosie Steinhaus	OH	6-1	Jr.	2L	Flagstaff, Ariz. (Flagstaff)
12	Morgan Tholen	OH	5-10	Fr.	HS	Lake Quivira, Kan. (St. James Academy)
13	Jessica Aschbrenner	OH	5-11	Fr.	HS	Denver, Colo. (Cherry Creek)
14	Emily Alexis	OH	5-11	Fr.	HS	Brighton, Colo. (Prairie View)
15	Nikki Lindow	MB	6-2	Fr.	HS	Erie, Colo. (Centaurus)
17	Michelle Miller	S	5-7	So.	TR	Round Rock, Texas (Round Rock/Sam Houston State)
19	Danaja Novakovic	MB	6-3	Fr.	HS	Rijeka, Croatia
21	Lydia Blaha	MB	6-0	Jr.	TR	Colorado Springs (The Classical Academy/Boise State/St. Louis U.)
23	Kat Constantine	S	5-6	Fr.	HS	Saratoga, Calif. (St. Francis Mountainview)

Head Coach: Liz Kritza (Tulane '00)

Assistant Coach: Tom Hogan (Miami University (Ohio) '02)

Assistant Coach: Meg Henican (Notre Dame '06)

## 2010 Milestones:

- ✓ **Sept. 4** – Megan Beckwith set a freshman record with 30 digs in a match against Montana. She became just the seventh Buff to ever record 30 or more digs in a single match.
- ✓ **Sept. 22-25** – CU earned back-to-back conference wins for the first time since 2008. The Buffs defeated Kansas State on Sept. 22 and Kansas on Sept. 25 at the Coors Events Center.
- ✓ **Sept. 26** – Alyssa Valentine was named the Big 12 Rookie of the Week after leading the Buffs to a 2-0 week.
- ✓ **Oct. 13** – CU recorded 123 points in a five-set come-from-behind thriller against Texas Tech. The total is the most ever scored by the Buffs and leads the NCAA in points per match in the current 25-point set format.
- ✓ **Oct. 18** – Kerra Schroeder was named the Big 12 Offensive Player of the Week after recording 35 kills in the five-set win against TTU. The 35 kills tied for the third highest total ever by a Buff.
- ✓ **Season** – The Buffs finished the season with a 6-20 record (3-17 Big 12). They finished 10th in the league.
- ✓ **Season** – Colorado finished the non-conference schedule at 3-3, marking the 22nd straight season above .500.
- ✓ **Season** – Megan Beckwith set the record for freshman digs (401) in a season and digs per set (4.18) in a season. She broke Kerrie Downey's record of 371 digs in a season as well as her mark of 3.25 digs per set.
- ✓ **Career** – Rosie Steinhaus finished her career with 437 kills, 232 digs and 129 blocks for the Buffs.
- ✓ **Awards** – Rosie Steinhaus was named to the Academic All-Big 12 First Team for the second straight year. Kerra Schroeder was a member of the Academic All-Big 12 Second Team.



(6-24 – 1-21 Pac-12 (12th) – 3-10 Home – 1-11 Away – 2-3 Neutral)

							Team Statistical Totals							Individual Statistical Leaders						
Date	Opponent (Rank)	Rank	W/L	Rec	Score	Score-by-Game	K	Att	Ast	SA	Dig	TB	Kills	Digs	Blocks	Assists				
8/26	#UNLV		W	1-0	3-1	25-15, 25-19, 20-25, 25-18	51	.260	49	5	55	17	Schroeder (15)	Beckwith (15)	Blaha (5)	Valentine (40)				
8/26	#UC Davis		L	1-1	1-3	25-23, 17-25, 23-25, 22-25	58	.248	54	2	38	17	Schroeder (20)	Beckwith (20)	Santos (7)	Valentine (41)				
8/28	#N COLORADO		W	2-1	3-2	13-25, 25-19, 25-18, 19-25, 15-6	58	.215	49	6	58	20	KS, AS (13)	Beckwith (18)	Santos (7)	Valentine (44)				
9/4	%ALBANY		W	3-1	3-1	30-28, 19-25, 25-22, 25-22	64	.278	57	2	67	18	Schroeder (20)	Beckwith (23)	AS, KE (6)	Miller (46)				
9/9	\$Sienna		L	3-2	2-3	26-24, 15-25, 23-25, 25-17, 13-15	51	.216	44	7	68	15	Schroeder (19)	Beckwith (23)	Lindow (8)	Stock (22)				
9/10	\$Albany		L	3-3	0-3	22-25, 21-25, 18-25	36	.145	34	1	53	8	Schroeder (10)	Beckwith (19)	AS, NL (2)	Miller (31)				
9/10	\$Fordham		W	4-3	3-0	25-17, 25-15, 25-13	42	.287	35	1	41	10	Schroeder (12)	Alexis (13)	AS, AV (3)	Valentine (32)				
9/11	\$St. John's		W	5-3	3-2	22-25, 21-25, 26-24, 25-21, 15-13	56	.178	54	5	71	34	Schroeder (26)	Beckwith (22)	Santos (12)	Valentine (51)				
9/13	*UTAH		L	5-4/0-1	0-3	22-25, 21-25, 21-25	45	.161	41	0	48	7	Schroeder (13)	Beckwith (13)	AV, NL (2)	Valentine (37)				
9/16	*at California (1)		L	5-5/0-2	0-3	17-25, 24-26, 15-25	39	.198	38	4	48	6	Schroeder (14)	Beckwith (18)	NL, KE (2)	Valentine (32)				
9/17	*at Stanford (2)		L	5-6/0-3	0-3	14-25, 15-25, 15-25	27	.141	23	4	42	4	Schroeder (13)	Beckwith (11)	AS, NL, NO, EA (1)	Valentine (20)				
9/23	*OREGON (15)		L	5-7/0-4	0-3	13-25, 13-25, 14-25	25	.102	24	1	30	5	Schroeder (10)	Beckwith (13)	Schroeder (3)	Stock (14)				
9/24	*OREGON STATE		L	5-8/0-5	0-3	21-25, 11-25, 14-25	26	.026	24	3	41	7	Schroeder (7)	Beckwith (14)	AS, NL (2)	Miller (18)				
9/30	*USC (5)		L	5-9/0-6	0-3	21-25, 21-25, 18-25	33	.195	32	1	44	4	Schroeder (13)	MB, EA, MM (9)	Lindow (2)	Miller (27)				
10/2	*UCLA (2)		L	5-10/0-7	0-3	18-25, 16-25, 20-25	31	.163	29	3	40	6	Schroeder (19)	Beckwith (15)	Ortiz-Ruiz (2)	Miller (27)				
10/7	*at Washington (3)		L	5-11/0-8	0-3	14-25, 21-25, 20-25	35	.069	33	2	33	6	Schroeder (9)	Beckwith (13)	Lindow (3)	Valentine (26)				
10/8	*at Washington State		L	5-12/0-9	0-3	23-25, 23-25, 12-25	36	.079	35	4	42	6	Schroeder (12)	Schroeder (12)	Schroeder (3)	Valentine (31)				
10/14	*ARIZONA		L	5-13/0-10	0-3	17-25, 22-25, 18-25	27	.052	24	3	30	13	KS, NL (7)	Richardson (9)	Santos (4)	Valentine (23)				
10/15	*ARIZONA STATE		L	5-14/0-11	0-3	23-25, 23-25, 23-25	45	.173	41	4	54	5	Schroeder (16)	KS, MB (14)	AV, NL (2)	Valentine (36)				
10/21	*at UCLA (6)		L	5-15/0-12	1-3	17-25, 15-25, 25-19, 23-25	39	.068	35	2	58	12	Schroeder (16)	Richardson (21)	Lindow (5)	Valentine (28)				
10/22	*at USC (3)		L	5-16/0-13	0-3	18-25, 14-25, 17-25	24	.063	20	3	30	7	Schroeder (10)	Richardson (10)	KS, NL (3)	Valentine (13)				
10/28	*at Oregon State		L	5-17/0-14	2-3	25-27, 20-25, 25-21, 25-23, 9-15	66	.209	62	2	83	19	Schroeder (22)	Beckwith (32)	Lindow (5)	Valentine (56)				
10/30	*at Oregon (16)		L	5-18/0-15	0-3	21-25, 18-25, 18-25	32	.182	29	1	41	10	Schroeder (12)	Schroeder (15)	Santos (3)	Valentine (25)				
11/3	*STANFORD (3)		L	5-19/0-16	1-3	23-25, 25-22, 21-25, 15-25	49	.120	46	5	52	8	Schroeder (15)	Beckwith (19)	Lindow (3)	Valentine (37)				
11/5	*CALIFORNIA (7)		L	5-20/0-17	1-3	23-25, 25-20, 15-25, 20-25	46	.157	45	8	52	15	Schroeder (16)	Richardson (12)	AS, NL (4)	Valentine (38)				
11/11	*at Arizona State		L	5-21/0-18	1-3	25-23, 22-25, 16-25, 19-25	51	.173	57	4	53	14	Schroeder (13)	Beckwith (18)	Lindow (5)	Valentine (37)				
11/12	*at Arizona		L	5-22/0-19	2-3	15-25, 25-21, 14-25, 25-18, 12-15	52	.126	46	5	68	9	Lindow (13)	Valentine (15)	Lindow (3)	Valentine (39)				
11/18	*WASHINGTON STATE		W	6-22/1-19	3-2	21-25, 22-25, 27-25, 25-20, 15-6	72	.280	66	9	53	19	Schroeder (26)	Beckwith (18)	Blaha (5)	Valentine (62)				
11/19	*WASHINGTON (10)		L	6-23/1-20	0-3	18-25, 20-25, 20-25	36	.181	36	5	46	6	Lindow (10)	Beckwith (21)	Lindow (3)	Valentine (34)				
11/23	*at Utah		L	6-24/1-21	0-3	23-25, 21-25, 25-27	42	.171	39	2	46	8	Schroeder (15)	Valentine (12)	Blaha (2)	Valentine (36)				

\*Pac-12 Conference Match; #Hampton Inn &amp; Suites Northern Colorado Volleyball Classic; %Omni Hotels Colorado Volleyball Classic; \$Rose Hill Classic

## Team Statistics

Name	G	K	K/S	E	TA	Pct.	A	A/S	SA	SE	SA/S	RE	DIG	D/S	BS	BA	TOT	B/S	BE	BHE	PTS
Erin Stock	12	5	0.42	0	6	.833	47	3.92	3	1	0.25	1	9	0.75	0	0	0	0.00	0	0	8.0
Lydia Blaha	51	40	0.78	7	105	.314	1	0.02	1	2	0.02	1	7	0.14	3	26	29	0.57	15	1	57.0
Alyssa Valentine	85	57	0.67	17	146	.274	818	9.62	5	27	0.06	0	160	1.88	2	34	36	0.42	5	10	81.0
Nikki Lindow	105	227	2.16	89	604	.228	7	0.07	1	8	0.01	3	31	0.30	14	66	80	0.76	13	0	275.0
Michelle Miller	57	11	0.19	3	37	.216	180	3.16	4	5	0.07	0	62	1.09	0	6	6	0.11	1	4	18.0
Nicki Brown	31	4	0.13	1	14	.214	3	0.10	2	7	0.06	5	21	0.68	0	0	0	0.00	0	0	6.0
Anicia Santos	93	109	1.17	45	303	.211	8	0.09	11	22	0.12	1	30	0.32	9	62	71	0.76	11	0	160.0
Kelsey English	100	191	1.91	89	483	.211	4	0.04	13	21	0.13	0	60	0.60	0	43	43	0.43	12	1	225.5
Megan Beckwith	103	3	0.03	0	17	.176	50	0.49	15	28	0.15	25	428	4.16	0	0	0	0.00	0	0	18.0
Kerra Schroeder	109	431	3.95	220	1405	.150	34	0.31	23	24	0.21	26	286	2.62	12	32	44	0.40	5	3	482.0
Emily Alexis	90	159	1.77	104	494	.111	6	0.07	5	16	0.06	13	114	1.27	7	9	16	0.18	1	0	175.5
Hannah Walker	19	0	0.00	0	1	.000	1	0.05	4	5	0.21	1	13	0.68	0	0	0	0.00	0	0	4.0
Caitlyn Hubbard	14	0	0.00	0	0	.000	0	0.00	0	2	0.00	2	6	0.43	0	0	0	0.00	0	0	0.0
Elysse Richardson	72	2	0.03	2	6	.000	14	0.19	14	14	0.19	15	152	2.11	0	0	0	0.00	0	0	16.0
Kelsey Spencer	4	0	0.00	0	0	.000	0	0.00	1	0	0.25	0	0	0.00	0	0	0	0.00	0	0	1.0
Neira Ortiz Ruiz	55	55	1.00	63	216	-.037	2	0.04	0	0	0.00	2	14	0.25	2	8	10	0.18	7	0	61.0
Jess Aschenbrenner	89	0	0.00	1	17	-.059	17	0.19	2	4	0.02	10	97	1.09	0	0	0	0.00	1	1	2.0
<b>COLORADO</b>	<b>109</b>	<b>1294</b>	<b>11.97</b>	<b>641</b>	<b>3854</b>	<b>.169</b>	<b>1192</b>	<b>10.94</b>	<b>104</b>	<b>186</b>	<b>0.95</b>	<b>112</b>	<b>1490</b>	<b>13.67</b>	<b>49</b>	<b>286</b>	<b>192.0</b>	<b>1.76</b>	<b>71</b>	<b>21</b>	<b>1590.0</b>
Opponents	109	1508	13.83	559	3815	.249	1365	12.52	112	184	1.03	104	1590	14.59	51	393	247.5	2.27	39	18	1867.5

## Team Roster

No.	Name	Pos.	Ht.	Cl.	Exp.	Hometown (High School / College)
1	Kelsey English	MB	6-2	Fr.	HS	Colorado Springs, Colo. (Doherty)
2	Ana Pantovic	RS	6-5	RFr.	1L	Vrnjacka Banja, Serbia
3	Megan Beckwith	L/DS	5-10	So.	1L	Leesburg, Va. (Heritage)
4	Elysse Richardson	L/S	5-3	So.	1L	Vienna, Va. (Langley)
5	Hannah Walker	L/DS	5-5	So.	1L	Peyton, Colo. (Colorado Springs Christian)
6	Kerra Schroeder	OH	6-0	Jr.	2L	San Diego, Calif. (Torrey Pines)
7	Neira Ortiz Ruiz	RS/OH	6-5	Fr.	HS	San Juan, Puerto Rico (Cupeyville)
8	Nicki Brown	OH	5-11	Fr.	HS	Santa Barbara, Calif. (Dos Pueblos)
9	Alyssa Valentine	S	5-10	Fr.	1L	Tustin, Calif. (Edison/George Washington)
10	Anicia Santos	MB	6-1	Sr.	1L	Frisco, Colo. (Summit/Cal Poly)
12	Caitlyn Hubbard	OH/DS	5-10	Fr.	HS	Limon, Colo. (Limon)
13	Jessica Aschenbrenner	OH	5-11	So.	1L	Denver, Colo. (Cherry Creek)
14	Emily Alexis	OH/RS	5-11	Fr.	RS	Brighton, Colo. (Prairie View)
15	Nikki Lindow	MB	6-2	So.	1L	Erie, Colo. (Centaurus)
17	Michelle Miller	S	5-7	Jr.	1L	Round Rock, Texas (Round Rock/Sam Houston St.)
18	Kelsey Spencer	OH/MB	5-10	Fr.	HS	Boulder, Colo. (Fairview)
21	Lydia Blaha	MB	6-0	Sr.	1L	Colorado Springs, Colo. (The Classical Academy/St. Louis)
22	Erin Stock	S	5-10	So.	TR	Pueblo West, Colo. (Coronado/Fresno State)

Head Coach: Liz Kritza (Tulane '00)

Assistant Coach: Tom Hogan (Miami University (Ohio) '02)

Assistant Coach: Leonid Yelin (Uzbekistan Government Institute of Physical Culture and Sport, 1970)

## 2011 Milestones:

- ✓ **Sept. 13** – The Buffs opened their inaugural Pac-12 season with a match against Utah at the Coors Events Center. CU fell in three sets (25-22, 25-21, 25-21).
- ✓ **Sept. 16- Oct. 7** – For just the second time in CU's history, the Buffs faced six ranked opponents in seven matches. The last time CU faced a stretch like that was in 1996, which included two opponents as part of the NCAA Tournament. The total of the team rankings in 1996 was 95, averaging 15.8; but the 2011 total was 28 for an average ranking of 4.7.
- ✓ **Oct. 21** – CU snapped a 35-set losing streak against eventually NCAA Champion UCLA when the Buffs won the third set in the match. CU fell 25-17, 25-15, 19-25, 25-23.
- ✓ **Oct. 28** – Kerra Schroeder became the first Buff since 2007 to record a 20-20 double-double when she recorded 22 kills and 21 digs against Oregon State. In the same match Megan Beckwith recorded 32 digs, the sixth-best total in CU history. Beckwith was two digs shy of the five-set record of 34 which was set in 1995.
- ✓ **Nov. 18** – The Buffs recorded their first Pac-12 victory in a five-set come-from-behind match against Washington State.
- ✓ **Nov. 18** – In the win against WSU, Kerra Schroeder became just the 14th Buff to ever reach the 1,000-career kills milestone. She hammered 26 kills in the win.
- ✓ **Season** – The Buffs finished the season with a 6-24 record (1-21 Pac-12). They finished 12th in the league.
- ✓ **Season** – Colorado finished the non-conference schedule at 5-3, marking the 23rd straight season above .500.
- ✓ **Season** – Kerra Schroeder set the CU record for attacks per game, averaging 12.88 per game. She also set the CU record for single season overall attacks (1,405) and single season conference attacks (1,011).
- ✓ **Season** – Megan Beckwith set the sophomore records for digs in a season (428) and digs per set (4.16).
- ✓ **Career** – Alyssa Valentine finished her career seventh on the all-time CU assists list with 1,646 assists.
- ✓ **Awards** – Elysse Richardson was named to the Pac-12 All-Academic First Team and five others, Emily Alexis, Jessica Aschenbrenner, Megan Beckwith, Anicia Santos and Alyssa Valentine earned honorable mention honors.



(14-18 - 4-16 Pac-12 (110th) - 7-8 Home - 3-10 Away - 4-0 Neutral)

							Team Statistical Totals					Individual Statistical Leaders				
Date	Opponent (Rank)	Rank	W/L	Rec	Score	Score-by-Game	K	Att%	As	SA	Dig	TB	Kills	Digs	Blocks	Assists
8/24	*Texas Southern		W	1-0	3-0	25-8, 25-14, 25-8	44	.333	42	12	50	5	English (10)	Schroeder (13)	NL, AP (3)	Miller (25)
8/25	#Louisiana		W	2-0	3-0	25-14, 25-20, 25-21	49	.362	47	5	38	14	Alexis (13)	Richardson (19)	Lindow (4)	Edelman (38)
8/25	#Sam Houston State		W	3-0	3-2	19-25, 13-25, 25-21, 25-12, 15-12	57	.170	50	5	73	27	Austin (16)	Keoho (17)	Pantovic (7)	Edelman (39)
8/31	%CORNELL		W	4-0	3-0	25-19, 25-21, 25-21	38	.241	34	4	32	11	Ortiz Ruiz (11)	EA, ER (5)	Lindow (6)	Edelman (30)
9/1	%NORTHERN ARIZONA		L	4-1	1-3	26-24, 21-25, 22-25, 19-25	56	.188	53	3	57	18	Lindow (15)	Keoho (13)	Lindow (9)	Edelman (45)
9/1	%FRESNO STATE		L	4-2	0-3	26-28, 21-25, 20-25	37	.155	32	3	40	21	Lindow (9)	Keoho (9)	NE, NL (5)	Edelman (28)
9/7	\$UMBC		W	5-2	3-2	25-17, 21-25, 25-23, 20-25, 15-6	67	.278	64	5	65	13	Austin (16)	NE, ER (15)	NL, NOR (3)	Edelman (52)
9/8	\$Howard		W	6-2	3-0	25-14, 25-9, 25-8	27	.333	24	12	24	11	Lindow (9)	Keoho (6)	Lindow (4)	Edelman (23)
9/8	\$Robert Morris		W	7-2	3-0	25-22, 25-22, 25-17	48	.268	45	2	47	17	Austin (13)	Richardson (11)	Lindow (6)	Edelman (39)
9/13	@U.S. Air Force Academy		W	8-2	3-2	37-35, 28-26, 24-26, 21-25, 15-12	67	.141	63	6	76	26	Ortiz Ruiz (14)	Edelman (13)	Lindow (8)	Edelman (50)
9/15	@CSU BAKERSFIELD		W	9-2	3-2	25-19, 23-25, 19-25, 25-13, 15-13	56	.163	49	6	41	30	Lindow (14)	Alexis (7)	Lindow (9)	Edelman (41)
9/15	@NORFOLK STATE		W	10-2	3-0	25-16, 25-22, 25-16	39	.377	33	4	24	11	Lindow (11)	Edelman (8)	Lindow (4)	Edelman (24)
9/19	*UTAH		W	11-2	3-0	25-21, 25-20, 25-21	44	.299	41	1	36	25	Ortiz Ruiz (14)	Richardson (10)	English (8)	Edelman (36)
9/22	*CALIFORNIA (RV)		L	11-3	2-3	25-23, 22-25, 25-23, 11-25, 8-15	61	.167	54	3	48	17	Austin (17)	Richardson (10)	EA, NL (5)	Edelman (45)
9/28	*at Oregon State (RV)		L	11-4	1-3	13-25, 14-25, 25-19, 14-25	36	.130	32	3	46	13	Austin (14)	Richardson (14)	Lindow (5)	Edelman (28)
9/29	*at Oregon (2)		L	11-5	0-3	11-25, 19-25, 16-25	17	-.025	15	2	30	18	Lindow (5)	Keoho (17)	Lindow (7)	Edelman (15)
10/5	*WASHINGTON STATE		W	12-5	3-0	25-17, 25-17, 29-27	51	.312	46	7	45	15	Austin (16)	Keoho (12)	English (4)	Edelman (38)
10/7	*WASHINGTON (2)		L	12-6	0-3	17-25, 16-25, 22-25	32	.092	31	1	20	7	Austin (11)	Keoho (7)	Lindow (3)	Edelman (29)
10/12	*ARIZONA STATE		W	13-6	3-2	17-25, 17-25, 25-18, 25-21, 15-9	59	.190	55	4	63	26	Austin (16)	Keoho (21)	Lindow (10)	Edelman (53)
10/14	*ARIZONA		L	13-7	1-3	22-25, 16-25, 27-25, 16-25	48	.187	44	4	36	4	Austin (11)	Keoho (11)	AP,NE,NL,KE (1)	Edelman (37)
10/19	*at UCLA (6)		L	13-8	0-3	20-25, 16-25, 24-26	34	.124	31	1	36	8	Austin (12)	Keoho (16)	NL, AP (3)	Edelman (23)
10/21	*at USC (7)		L	13-9	0-3	16-25, 19-25, 18-25	24	.079	22	4	38	10	AA, NOR (9)	CK, MM, ER (6)	KE, NOR (3)	Edelman (20)
10/26	*OREGON (3)		L	13-10	0-3	16-25, 20-25, 23-25	33	.150	32	2	36	15	Austin (8)	Edelman (11)	AP, NE, NL (4)	Edelman (23)
10/28	*OREGON STATE		W	14-10	3-1	25-20, 15-25, 26-24, 25-22	51	.215	45	5	63	14	Austin (18)	Keoho (18)	KE, AA (4)	Edelman (40)
10/31	*at Washington State		L	14-11	0-3	21-25, 9-25, 19-25	30	.108	28	4	43	6	Austin (10)	Keoho (13)	Edelman (3)	Edelman (19)
11/2	*at Washington (8)		L	14-12	0-3	19-25, 15-25, 15-25	24	.090	23	2	41	14	Austin (9)	Miller (9)	Edelman (5)	Edelman (18)
11/9	*UCLA (6)		L	14-13	0-3	15-25, 22-25, 12-25	37	.230	33	1	21	7	Ortiz Ruiz (10)	Keoho (9)	KE, AA (2)	Edelman (29)
11/10	*USC (8)		L	14-14	0-3	29-31, 19-25, 17-25	42	.117	41	3	47	10	Ortiz Ruiz (11)	Keoho (12)	Pantovic (3)	Edelman (36)
11/16	*at Arizona State		L	14-15	1-3	23-25, 23-25, 27-25, 18-25	52	.216	749	1	51	12	Austin (18)	Keoho (15)	Lindow (6)	Edelman (46)
11/18	*at Arizona		L	14-16	1-3	25-20, 19-25, 7-25, 15-25	37	.098	37	2	55	16	Ortiz Ruiz (10)	Keoho (15)	KE, NE, NL (4)	Edelman (28)
11/21	*at Stanford (2)		L	14-17	1-3	25-21, 19-25, 13-25, 16-25	48	.182	47	3	42	14	Austin (19)	Keoho (13)	English (4)	Edelman (46)
11/23	*at Utah		L	14-18	1-3	25-14, 16-25, 23-25, 16-25	43	.217	38	5	51	11	Austin (14)	Aschenbrenner (12)	KE, NE (3)	Edelman (30)

\*Pac-12 Conference Match; #Sam Houston State Invitational, Huntsville, Texas; %Omni Hotels Colorado Volleyball Classic, Boulder, Colo.;

\$Maddie Bingamen Memorial Tournament, Baltimore, Md.; @Air Force/Colorado Invitational, USAFA/Boulder, Colo.

## Team Statistics

Name	G	K	K/S	E	TA	Pct.	A	A/S	SA	SE	SA/S	RE	DIG	D/S	BS	BA	TOT	B/S	BE	BHE	PTS
Kelsey Spencer	7	2	0.29	0	3	.667	0	0.00	1	2	0.14	0	2	0.29	0	0	0	0.00	0	0	3.0
Kelsey English	116	218	1.88	70	469	.316	7	0.06	16	13	0.14	4	47	0.41	8	84	92	0.79	9	0	284.0
Kerra Schroeder	4	11	2.20	2	29	.310	1	0.20	4	0	0.80	0	13	3.25	0	1	1	0.20	0	0	15.5
Nicole Edelman	115	99	0.86	28	235	.302	1060	9.22	27	28	0.23	1	203	1.77	5	69	74	0.64	6	11	165.5
Nikki Lindow	116	222	1.91	95	557	.228	17	0.15	11	28	0.09	6	45	0.39	10	131	141	1.22	6	1	308.5
Elysse Richardson	105	2	0.02	0	11	.182	48	0.46	16	23	0.15	24	221	2.10	0	0	0	0.00	0	2	18.0
Alexis Austin	116	364	3.14	186	1032	.172	15	0.13	6	23	0.05	44	140	1.21	3	41	44	0.38	7	4	393.5
Chelsey Keoho	104	1	0.01	0	6	.167	53	0.51	7	9	0.07	23	299	2.88	0	0	0	0.00	0	1	8.0
Emily Alexis	83	123	1.48	63	392	.153	9	0.11	4	18	0.05	20	104	1.25	1	28	29	0.35	3	0	142.0
Ana Pantovic	75	105	1.40	65	285	.140	2	0.03	3	5	0.04	6	38	0.51	2	51	53	0.71	4	2	135.5
Neira Ortiz Ruiz	103	231	2.24	139	666	.138	3	0.03	8	28	0.08	12	45	0.44	5	30	35	0.34	7	0	259.0
Erin Taylor	4	0	0.00	0	0	.000	0	0.00	0	0	0.00	0	0	0.00	0	0	0	0.00	0	0	0.0
Michelle Miller	81	0	0.00	0	4	.000	47	0.58	8	8	0.10	13	120	1.48	0	0	0	0.00	1	0	8.0
Nicki Brown	3	0	0.00	0	0	.000	0	0.00	1	0	0.33	0	0	0.00	0	0	0	0.00	0	0	1.0
Emily Todd	55	9	0.16	11	44	-.045	4	0.07	3	10	0.05	7	56	1.02	0	1	1	0.02	0	1	12.5
Jess Aschenbrenner	83	1	0.01	6	24	-.208	14	0.17	7	10	0.12	6	82	0.99	0	1	1	0.01	0	1	11.5
<b>COLORADO.....</b>	<b>116</b>	<b>1388</b>	<b>11.97</b>	<b>665</b>	<b>3757</b>	<b>.192</b>	<b>1280</b>	<b>11.03</b>	<b>125</b>	<b>202</b>	<b>1.08</b>	<b>178</b>	<b>1415</b>	<b>12.20</b>	<b>34</b>	<b>437</b>	<b>252.5</b>	<b>2.18</b>	<b>43</b>	<b>23</b>	<b>1765.5</b>
Opponents.....	116	1450	12.50	636	3797	.214	1329	11.46	179	219	1.54	125	1398	12.05	52	447	275.5	2.38	47	21	1904.5

## Team Roster

No.	Name	Pos.	Ht.	Cl.	Exp.	Hometown (High School / College)
1	Kelsey English	MB	6-2	So.	1L	Colorado Springs, Colo. (Doherty)
2	Ana Pantovic	RS	6-5	Jr.	1L	Vrnjacka Banja, Serbia
3	Alexis Austin	MB/OH	6-2	Fr.	HS	Houston, Texas (Cypress Falls)
4	Elysse Richardson	L/S	5-3	Fr.	2L	Vienna, Va. (Langley)
5	Nicole Edelman	S	6-0	Fr.	HS	Boulder, Colo. (Fairview)
6	Kerra Schroeder	OH	6-0	Sr.	3L	San Diego, Calif. (Torrey Pines)
7	Neira Ortiz Ruiz	RS/OH	6-5	So.	1L	San Juan, Puerto Rico (Cupeyville)
8	Nicki Brown	OH	5-11	So.	1L	Santa Barbara, Calif. (Dos Pueblos)
9	Chelsey Keoho	DS/L	5-3	Fr.	HS	Kailua, Hawaii (Kamehameha-Kapalama)
11	Emily Todd	OH	5-9	So.	TR	Longview, Texas (Longview/Navarro JC)
13	Jessica Aschenbrenner	OH	5-11	Jr.	2L	Denver, Colo. (Cherry Creek)
14	Emily Alexis	OH/RS	5-11	Jr.	1L	Brighton, Colo. (Prairie View)
15	Nikki Lindow	MB	6-2	Jr.	2L	Erie, Colo. (Centaurus)
17	Michelle Miller	S	5-7	Sr.	2L	Round Rock, Texas (Round Rock/Sam Houston St.)
18	Kelsey Spencer	OH/MB	5-10	So.	1L	Boulder, Colo. (Fairview)

Head Coach: Liz Kritza (Tulane '00)

Assistant Coach: Kristee Porter (UCLA '02)

Assistant Coach: JT Wenger (UCLA, '04)

## 2012 Milestones:

- ✓ **Sept. 7** – Liz Kritza earned her 100th career win when the Buffs defeated UMBC in five sets.
- ✓ **Sept. 8** – Nicole Edelman served up six aces against Howard in three sets; the most aces by an individual since 2007. It tied for the fourth most in CU history.
- ✓ **Sept. 13** – The Buffs recorded 125 points in a five-set victory over Air Force, tying the NCAA record for the most points in a five-set match since 2008. Set scores were 37-35, 28-26, 24-26, 21-25, 15-12.
- ✓ **Sept. 19** – The Buffs won their first Pac-12 match of the season against Utah, which was also their first match on the Pac-12 Network.
- ✓ **Oct. 5** – Kelsey English recorded the 12th best hitting percentage in CU history in a three-set sweep against Washington State. She hit .765 with 13 kill on 17 errorless attacks. It was the second highest hitting efficiency in a Pac-12 match that season.
- ✓ **Oct. 12** – CU rallied from a 0-2 deficit against Arizona State to win 3-2 in front of a season-best crowd of 3,117 which had assembled for Buffs Madness with the CU men's and women's basketball teams.
- ✓ **Nov. 15-24** – The Buffs hit the road for a four-match, 10-day road-trip to finish the 2012 season. They played Arizona, Arizona State, Stanford and Utah and lost all four matches in four sets.
- ✓ **Nov. 21** – Alexis Austin recorded a career-high 19 kills in a four-set loss to Pac-12 Champion and No. 2 Stanford.
- ✓ **Season** – The Buffs finished the season with a 14-18 record (4-16 Pac-12). They finished tied for 10th in the league. The win total more than doubled the wins from the last two seasons which were six each season.
- ✓ **Season** – Colorado finished the non-conference schedule at 10-2, marking the 24th straight season above .500.
- ✓ **Season** – CU started out 11-3 which was one of the best starts in school history.
- ✓ **Season** – Alexis Austin was named the CU Athlete of the Week four times. Nicole Edelman and Nikki Lindow earned the honor once during the season.
- ✓ **Career** – Michelle Miller finished her career with 322 assists and 240 digs.
- ✓ **Awards** – Elysse Richardson was named to the Pac-12 All-Academic First Team and three others, Jessica Aschenbrenner, Kelsey English and Ana Pantovic earned honorable mention honors.
- ✓ **Awards** – Nicole Edelman was named the team's MVP and Alexis Austin was the Most Improved Player. Kelsey Spencer was named the recipient of the Shoulder to Shoulder award and Jessica Aschenbrenner took home the Golden Buffalo award.



(18-14 - 9-11 Pac-12 (17th) - 8-4 Home - 4-10 Away - 6-0 Neutral)

							Team Statistical Totals							Individual Statistical Leaders						
Date	Opponent (Rank)	Rank	W/L	Rec	Score	Score-by-Game	K	Att%	Ast	SA	Dig	TB	Kills	Digs	Blocks	Assists				
8/30	#St. Mary's (RV)		L	0-1	1-3	17-25, 16-25, 25-22, 19-25	48	.169	45	2	44	9	AA, TS (11)	Schroeder (11)	Lindow (5)	Edelman (40)				
8/31	#St. Mary's (RV)		W	1-1	3-1	21-25, 25-23, 25-21, 25-22	55	.259	50	2	58	13	Austin (13)	T. Simpson (15)	Lindow (9)	Edelman (42)				
9/6	%Stony Brook		W	2-1	3-0	25-17, 25-20, 25-14	39	.373	37	6	38	6	English (8)	CS, KS (8)	KC, NOR (3)	Lundin (21)				
9/6	%Oakland		W	3-1	3-0	25-22, 25-16, 25-22	49	.429	47	3	48	5	T. Simpson (17)	C. Simpson (13)	Lindow (4)	Edelman (41)				
9/7	%Rutgers		W	4-1	3-1	25-15, 23-25, 25-20, 25-14	48	.231	46	7	54	8	Schroeder (12)	Schroeder (14)	EA, NL (4)	Lundin (39)				
9/7	%Syracuse		W	5-1	3-0	25-22, 25-19, 25-20	53	.410	51	6	40	8	Austin (17)	C. Simpson (12)	English (3)	Edelman (40)				
9/13	\$Appalachian State		W	6-1	3-2	23-25, 25-15, 21-25, 25-23, 15-12	62	.211	59	9	77	11	T. Simpson (15)	C. Simpson (22)	TS, KC (6)	Edelman (45)				
9/13	\$Northwestern State		W	7-1	3-0	25-20, 25-21, 25-16	44	.321	41	4	64	7.5	Schroeder (11)	C. Simpson (14)	KC, NE, JH (3)	Lundin (18)				
9/14	\$Baylor		W	8-1	3-0	25-21, 25-23, 25-11	42	.236	40	6	59	10	Austin (12)	Edelman (14)	Lindow (6)	Edelman (32)				
9/24	*at Utah		L	8-2	2-3	19-25, 25-21, 18-25, 26-24, 12-15	58	.155	54	2	76	8	T. Simpson (22)	C. Simpson (16)	Lindow (6)	Edelman (48)				
9/27	*UCLA (11)		W	9-2	3-2	27-29, 25-15, 24-26, 25-23, 15-12	69	.209	65	4	73	17	T. Simpson (16)	TS, CS (15)	Lindow (12)	Edelman (57)				
10/1	at Wyoming		L	9-3	2-3	21-25, 24-26, 25-14, 25-13, 11-15	72	.205	65	6	61	6	Austin (17)	Edelman (13)	English (5)	Edelman (57)				
10/4	*WASHINGTON (1)		W	10-3	3-1	25-17, 26-24, 15-25, 25-19	56	.282	53	2	68	9	T. Simpson (18)	T. Simpson (20)	KS, NL (4)	Edelman (46)				
10/6	*WASHINGTON STATE		W	11-3	3-1	25-17, 25-21, 25-27, 25-19	61	.278	53	4	49	8	T. Simpson (23)	C. Simpson (14)	Lindow (5)	Edelman (45)				
10/9	*at California (RV)		L	11-4	0-3	21-25, 17-25, 21-25	36	.144	35	5	36	6	Austin (9)	Schroeder (11)	English (3)	Edelman (32)				
10/12	*at Stanford (8)		L	11-5	0-3	17-25, 19-25, 21-25	35	.240	32	4	38	5	TS, AA (11)	C. Simpson (11)	T. Simpson (3)	Edelman (30)				
10/18	*at Oregon (21)		L	11-6	0-3	21-25, 16-25, 18-25	28	.128	23	1	38	7	English (9)	C. Simpson (10)	Lindow (4)	Edelman (20)				
10/20	*at Oregon State		W	12-6	3-0	30-28, 25-21, 25-23	49	.240	46	5	58	7	AA, KS (12)	C. Simpson (15)	English (5)	Edelman (37)				
10/25	*ARIZONA (25)		W	13-6	3-0	25-18, 25-19, 25-23	44	.303	40	4	40	7	T. Simpson (15)	T. Simpson (11)	T. Simpson (5)	Edelman (36)				
10/27	*ARIZONA STATE		W	14-6	3-1	25-22, 17-25, 26-24, 25-23	49	.099	45	7	74	13	T. Simpson (11)	C. Simpson (20)	Lindow (8)	Edelman (42)				
11/1	*at Washington State		W	15-6	3-2	22-25, 19-25, 25-15, 25-20, 15-13	55	.292	53	11	62	17	Schroeder (12)	Richardson (14)	Lindow (10)	Edelman (41)				
11/3	*at Washington (3)		L	15-7	0-3	18-25, 15-25, 19-25	32	.118	29	3	45	4	T. Simpson (10)	C. Simpson (13)	Schroeder (3)	Edelman (27)				
11/8	*STANFORD (6)		L	15-8	0-3	19-25, 15-25, 20-25	33	.085	28	1	32	4	T. Simpson (12)	Edelman (10)	NL, AA (3)	Edelman (25)				
11/9	*CALIFORNIA (22)		L	15-9	1-3	28-26, 22-25, 23-25, 26-28	60	.272	57	4	56	14	T. Simpson (21)	Aschenbrenner (21)	Lindow (9)	Edelman (48)				
11/14	*at Arizona State		L	15-10	0-3	23-25, 26-28, 14-25	39	.154	39	1	48	6	T. Simpson (13)	C. Simpson (13)	Lindow (4)	Edelman (32)				
11/17	*at Arizona		L	15-11	0-3	10-25, 20-25, 16-25	26	.018	25	1	41	3	T. Simpson (10)	C. Simpson (14)	Lindow (2)	Edelman (14)				
11/22	*OREGON STATE		W	16-11	3-0	28-26, 25-21, 25-20	47	.314	42	5	35	7	Austin (13)	Richardson (11)	NL, TS (3)	Edelman (39)				
11/24	*OREGON		L	16-12	1-3	27-29, 21-25, 25-20, 13-25	57	.239	53	3	54	11	Austin (20)	C. Simpson (17)	KE, TS (4)	Edelman (43)				
11/27	*UTAH		W	17-12	3-2	16-25, 25-23, 23-25, 25-22, 16-14	64	.225	59	5	62	7.5	T. Simpson (20)	T. Simpson (22)	Lindow (4)	Edelman (49)				
11/29	*at USC (7)		L	17-13	0-3	24-26, 14-25, 21-25	48	.195	35	2	50	6	T. Simpson (16)	T. Simpson (12)	Lindow (4)	Edelman (26)				
12/6	@ Iowa State		W	18-13	3-1	17-25, 25-16, 25-19, 25-21	44	.260	41	8	60	11	T. Simpson (16)	TS, CS (13)	Lindow (8)	Edelman (36)				
12/7	@ Minnesota (10)		L	18-14	2-3	20-25, 18-25, 25-17, 25-21, 9-15	64	.327	63	4	73	12	T. Simpson (14)	Aschenbrenner (19)	Lindow (6)	Edelman (50)				

\*-Pac-12 Conference Match; #-Omni Hotels Colorado Volleyball Classic, Boulder, Colo.; %-Candlewood Suites Invitational, Syracuse, N.Y.; \$-Baylor Invitational, Waco, Texas;  
@-NCAA Tournament, Minneapolis, Minn.

## Team Statistics

Name	G	K	K/S	E	TA	Pct.	A	A/S	SA	SE	SA/S	RE	DIG	D/S	BS	BA	TOT	B/S	BE	BHE	PTS
Katelyn Cuff	37	34	0.92	7	58	.466	2	0.05	0	0	0.00	0	5	0.14	1	17	18	0.49	2	0	43.5
Nicole Edelman	113	89	0.79	15	201	.368	1145	10.13	13	28	0.12	0	249	2.20	8	44	52	0.46	4	7	132.0
Kelsey English	117	213	1.82	50	452	.361	13	0.11	42	36	0.36	4	83	0.71	3	81	84	0.72	7	0	298.5
Nikki Lindow	108	217	2.01	52	493	.335	20	0.19	1	6	0.01	3	53	0.49	15	118	133	1.23	6	3	292.0
Alexis Austin	105	278	2.65	113	734	.225	6	0.06	2	10	0.02	12	74	0.70	5	37	42	0.40	2	1	303.5
Makayla Lindow	13	2	0.15	1	5	.200	88	6.77	1	3	0.08	0	14	1.08	0	0	0	0.00	0	1	3.0
Neira Ortiz Ruiz	48	68	1.42	34	177	.192	1	0.02	0	2	0.00	0	6	0.12	2	16	18	0.38	0	0	78.0
Taylor Simpson	108	390	3.61	194	1131	.173	24	0.22	9	18	0.08	28	288	2.67	4	64	68	0.63	8	1	435.0
Ana Pantovic	11	1	0.09	0	6	.167	0	0.00	1	2	0.09	0	0	0.00	1	2	3	0.27	0	0	4.0
Kerra Schroeder	118	221	1.87	112	660	.165	30	0.25	18	46	0.15	29	274	2.32	2	51	53	0.45	5	1	266.5
Joslyn Hayes	47	29	0.62	19	118	.085	0	0.00	1	0	0.02	0	10	0.21	1	15	17	0.36	3	0	39.5
Emily Alexis	14	14	1.00	12	49	.041	1	0.07	0	6	0.00	0	15	1.07	1	3	4	0.29	0	0	16.5
Jess Aschenbrenner	69	1	0.01	1	4	.000	14	0.20	12	16	0.17	11	114	1.65	1	0	1	0.01	0	0	14.0
Chelsey Keoho	1	0	0.00	0	0	.000	0	0.00	0	0	0.00	0	0	0.00	0	0	0	0.00	0	0	0.0
Cierra Simpson	116	1	0.01	4	14	-.214	79	0.68	28	37	0.24	29	372	3.21	0	0	0	0.00	0	1	29.0
Elyse Richardson	92	0	0.00	3	8	-.375	28	0.30	9	15	0.10	17	154	1.67	0	0	0	0.00	0	2	9.0
<b>COLORADO.....</b>	<b>119</b>	<b>1558</b>	<b>13.09</b>	<b>617</b>	<b>4110</b>	<b>.229</b>	<b>1451</b>	<b>12.19</b>	<b>137</b>	<b>225</b>	<b>1.15</b>	<b>140</b>	<b>1711</b>	<b>14.38</b>	<b>45</b>	<b>448</b>	<b>269.0</b>	<b>2.26</b>	<b>37</b>	<b>17</b>	<b>1964.0</b>
<b>Opponents.....</b>	<b>119</b>	<b>1551</b>	<b>13.03</b>	<b>668</b>	<b>4229</b>	<b>.209</b>	<b>1437</b>	<b>12.08</b>	<b>141</b>	<b>203</b>	<b>1.18</b>	<b>137</b>	<b>1668</b>	<b>14.02</b>	<b>58</b>	<b>392</b>	<b>254.0</b>	<b>2.13</b>	<b>27</b>	<b>21</b>	<b>1946.0</b>

## Team Roster

No. Name	Pos.	Ht.	Cl.	Exp.	Hometown (High School / College)
1 Kelsey English	MB	6-2	Jr.	2L	Colorado Springs, Colo. (Doherty)
2 Ana Pantovic	RS	6-5	Sr.	1L	Vrnjacka Banja, Serbia
3 Alexis Austin	OH	6-2	So.	1L	Houston, Texas (Cypress Falls)
4 Elyse Richardson	DS/L	5-3	Sr.	3L	Vienna, Va. (Langley)
5 Nicole Edelman	S	6-0	So.	1L	Boulder, Colo. (Fairview)
6 Kerra Schroeder	OH	6-0	Sr.	3L	San Diego, Calif. (Torrey Pines)
7 Neira Ortiz Ruiz	RS/OH	6-5	Jr.	2L	San Juan, Puerto Rico (Cupeyville)
8 Katelyn Cuff	MB	6-2	Fr.	HS	San Diego, Calif. (Torrey Pines)
9 Chelsey Keoho	DS/L	5-3	So.	1L	Kailua, Hawai'i (Kamehameha-Kapalama)
10 Cierra Simpson	DS/S	6-0	Fr.	HS	Colorado Springs, Colo. (Doherty)
11 Makayla Lindow	S	5-11	Fr.	HS	Eagle, Idaho (Bishop Kelly)
12 Erin Taylor	DS	5-10	So.	1L	Sugarland, Texas (William P. Clements)
13 Jessica Aschenbrenner	OH	5-11	Sr.	3L	Denver, Colo. (Cherry Creek)
14 Emily Alexis	OH/RS	5-11	Sr.	2L	Brighton, Colo. (Prairie View)
15 Nikki Lindow	MB	6-2	Sr.	3L	Erie, Colo. (Centaurus)
16 Taylor Simpson	OH	6-3	Jr.	TR	Colorado Springs, Colo. (Doherty/Missouri)
17 Katherine Hawkins	DS	6-0	Fr.	HS	Blaine, Minn. (Blaine)
21 Gwen Herring	DS	5-9	Fr.	HS	Carlsbad, Calif. (La Costa Canyon)
22 Joslyn Hayes	MB/RS	6-3	Fr.	HS	Santa Monica, Calif. (Santa Monica)

Head Coach: Liz Kritza (Tulane '00)

Assistant Coach: Kevin Maureen Campbell (Nebraska-Omaha '95)

Assistant Coach: JT Wenger (UCLA, '04)

## 2013 Milestones:

- ✓ **Aug. 30 - Sept. 14** - CU recorded eight straight wins, tying the fifth longest win streak in CU history.
- ✓ **Sept. 27** - The Buffs earned their first ever win against perennial powerhouse No. 11 UCLA (27-29, 25-15, 24-26, 25-23, 15-12). The win snapped a 39-match losing streak against ranked opponents for the Buffs and was head coach Liz Kritza's first against a top-25 team. Nikki Lindow recorded 12 blocks in the win, tying the fourth best mark in CU history. Lindow was named CU's first Pac-12 Defensive Player of the Week for her performance.
- ✓ **Oct. 4** - The Buffs knocked off No. 1 Washington (25-17, 26-24, 15-25, 25-19), recording its second win against a top-ranked team in CU history.
- ✓ **Oct. 20** - CU earned its first Pac-12 Conference road win with a three-set victory (30-28, 25-21, 25-23) over Oregon State in Corvallis, Ore.
- ✓ **Oct. 25** - CU recorded its third win against a ranked opponent with a sweep (25-18, 25-19, 25-23) of No. 25 Arizona.
- ✓ **Nov. 27** - Taylor Simpson became just the 12th Buff to record a 20-20 double-double in a five-set victory against Utah. She recorded 20 kills and 22 digs in the match.
- ✓ **Dec. 1** - The Buffs were selected to their first NCAA Tournament since 2006; the 17th appearance in CU history.
- ✓ **Dec. 6** - CU defeated Iowa State to win its first NCAA Tournament match since 2006 (17-25, 25-16, 25-19, 25-21). Kelsey English recorded six service aces in the match, a CU NCAA single-match record. She also tied the record for the most aces in an NCAA season with six.
- ✓ **Season** - The Buffs finished the season with an 18-14 record (9-11 Pac-12), the most wins in a single season since 2003 (21). They finished tied for seventh in the league for their best conference finish since 2006 when they tied for fifth.
- ✓ **Season** - Colorado finished the non-conference schedule at 9-3, marking the 25th straight season above .500.
- ✓ **Season** - The Buffs recorded 18 wins, the most in a season since 2003 (21).
- ✓ **Season** - CU recorded three wins against ranked opponents, the most since 2005.
- ✓ **Career** - Nikki Lindow finished her career with 426 blocks, the third most in CU history. She became the first Buff to lead CU in blocks all four seasons. Lindow also ranked 20th in career hitting percentage (.444).
- ✓ **Career** - Kerra Schroeder completed her storied CU career ranking third in attacks (4,210), the most in the rally-scoring era, and seventh in career kills (1,271). She started in all 119 matches she played and only missed one possible set (422 of 423).
- ✓ **Awards** - Taylor Simpson was named to the AVCA All-Pacific South honorable mentions team. Simpson and Nicole Edelman were also named to the All-Pac-12 honorable mention team and Cierra Simpson was named to the Pac-12 All-Freshman honorable mention team.
- ✓ **Awards** - Elyse Richardson was named to the Pac-12 All-Academic First Team and four others, Jessica Aschenbrenner, Nicole Edelman, Kelsey English and Kerra Schroeder earned honorable mention honors.
- ✓ **Awards** - Taylor Simpson was named the team's offensive MVP and Nikki Lindow was named the team's defensive MVP. Cierra Simpson and Jessica Aschenbrenner were named the Most Improved Players for the season. Katherine Hawkins was named the recipient of the Shoulder to Shoulder award and Elyse Richardson took home the Golden Buffalo award. Ana Pantovic and Nicole Edelman each were named recipients of the Heart of the Buffalo award.



(20-14 – 11-9 Pac-12 (14th) – 12-4 Home – 6-7 Away – 2-3 Neutral)

							Team Statistical Totals						Individual Statistical Leaders					
Date	Opponent (Rank)	Rank	W/L	Rec	Score	Score-by-Game	K	Att%	Ast	SA	Dig	TB	Kills	Digs	Blocks	Assists		
8/29	!Northwestern	RV	L	0-1	2-3	25-20, 25-23, 24-26, 17-25, 15-17	57	.306	49	9	48	5	T. Simpson (15)	ND, TS, CS (10)	Edelman (3)	Edelman (43)		
8/30	!Northern Illinois	RV	W	1-1	3-2	26-28, 25-18, 25-20, 21-25, 15-12	56	.217	53	6	64	9	T. Simpson (23)	C. Simpson (22)	T. Simpson (4)	Edelman (46)		
8/30	!Presbyterian	RV	W	2-1	3-0	25-21, 25-20, 25-19	40	.333	36	5	32	9	T. Simpson (13)	T. Simpson (11)	Hargis (3)	G. Simpson (32)		
9/5	#Portland State	W	3-1	3-0	25-20, 26-24, 25-12		32	.144	31	6	35	10.5	T. Simpson (13)	C. Simpson (8)	G. Simpson (6)	Edelman (24)		
9/6	#Georgia Southern	W	4-1	3-0	25-20, 25-19, 25-16		35	.299	31	3	22	8.0	T. Simpson (12)	GS, CS (5)	Pfefferle (5)	G. Simpson (19)		
9/6	#Pittsburgh	W	5-1	3-1	25-18, 25-20, 20-25, 25-20		47	.147	43	10	43	15.5	Hayes (13)	C. Simpson (14)	AP, TS (6)	Edelman (41)		
9/12	%Idaho State	W	6-1	3-1	25-20, 25-15, 23-25, 25-12		63	.321	55	9	55	9	NOR, TS (17)	C. Simpson (26)	Four Tied (3)	G. Simpson (42)		
9/13	%Robert Morris	W	7-1	3-0	25-11, 25-9, 25-15		45	.549	41	11	23	6	T. Simpson (16)	T. Simpson (5)	Cuff (4)	G. Simpson (32)		
9/13	%Butler	W	8-1	3-1	25-22, 25-23, 20-25, 25-22		63	.288	60	2	57	6	T. Simpson (29)	C. Simpson (19)	Pfefferle (6)	G. Simpson (48)		
9/19	\$South Dakota	L	8-2	1-3	18-25, 24-26, 25-22, 22-25		53	.232	50	8	55	9	T. Simpson (19)	C. Simpson (19)	Pfefferle (4)	G. Simpson (45)		
9/20	\$Illinois (16)	L	8-3	1-3	23-25, 12-25, 25-18, 21-25		54	.208	48	4	62	8	T. Simpson (18)	C. Simpson (19)	Pfefferle (4)	G. Simpson (23)		
9/20	\$Creighton (RV)	L	8-4	0-3	19-25, 20-25, 19-25		34	.096	32	4	36	7.5	T. Simpson (18)	T. Simpson (13)	English (5)	Edelman (22)		
9/25	*UTAH	W	9-4	3-2	25-14, 25-16, 25-27, 22-25, 15-12		76	.333	70	5	61	9	T. Simpson (23)	C. Simpson (20)	Pfefferle (6)	Edelman (34)		
9/27	*at Oregon (13)	L	9-5	1-3	31-33, 19-25, 25-21, 23-25		59	.247	55	6	59	10	T. Simpson (18)	C. Simpson (20)	Pfefferle (7)	Edelman (26)		
10/3	*ARIZONA STATE (17)	L	9-6	2-3	23-25, 23-25, 25-18, 25-15, 13-15		74	.264	69	5	65	10	T. Simpson (24)	C. Simpson (14)	Pfefferle (6)	Edelman (44)		
10/5	*ARIZONA (14)	W	10-3	3-0	25-22, 25-21, 25-23		45	.250	41	3	57	8	AA, TS (15)	C. Simpson (23)	Pfefferle (6)	Edelman (22)		
10/10	*at USC (20)	RV	L	10-7	0-3	20-25, 18-25, 19-25		33	.191	33	1	33	4	T. Simpson (12)	T. Simpson (11)	KE, PA, NOR (2)	Edelman (17)	
10/12	*at UCLA (17)	RV	W	11-4	3-1	23-25, 26-24, 25-12, 25-17		59	.360	56	8	45	15	T. Simpson (21)	C. Simpson (12)	Pfefferle (10)	Edelman (27)	
10/17	*STANFORD (1)	RV	L	11-8	2-3	25-18, 18-25, 25-23, 19-25, 7-15		70	.227	62	4	63	6	T. Simpson (22)	C. Simpson (23)	Pfefferle (3)	Edelman (32)	
10/19	*CALIFORNIA	RV	W	12-5	3-1	25-23, 25-16, 20-25, 25-22		61	.280	55	3	47	12	Austin (20)	GH, CS (15)	Austin (7)	Edelman (47)	
10/24	*at Washington State	RV	W	13-5	3-0	26-24, 25-22, 25-20		46	.305	43	2	48	13	NOR, TS (15)	Edelman (15)	KC, AP (5)	Edelman (21)	
10/26	*at Washington (3)	RV	L	13-9	0-3	26-28, 29-31, 14-25		44	.198	40	2	55	7	T. Simpson (16)	C. Simpson (21)	AP, TS (3)	Edelman (22)	
10/31	*at Arizona (15)	RV	W	14-9	3-1	25-15, 18-25, 25-20, 25-18		52	.221	48	2	59	9	T. Simpson (17)	C. Simpson (17)	Cuff (6)	Edelman (23)	
11/2	*at Arizona State (19)	RV	W	15-9	3-2	25-19, 29-27, 23-25, 15-25, 15-11		61	.161	58	4	63	24	T. Simpson (18)	C. Simpson (28)	Pfefferle (9)	G. Simpson (28)	
11/6	*UCLA (15)	21	L	15-10	0-3	17-25, 21-25, 23-25		45	.290	43	2	38	4	AA, TS (12)	Edelman (10)	KC, RH (2)	Edelman (19)	
11/9	*USC (19)	21	L	15-11	0-3	23-25, 25-27, 22-25		42	.229	40	4	42	6.5	T. Simpson (16)	C. Simpson (10)	KC, AP (3)	Edelman (20)	
11/13	*WASHINGTON (2)	22	W	16-11	3-2	27-25, 26-24, 17-25, 23-25, 15-11		69	.189	64	1	92	15.5	T. Simpson (29)	T. Simpson (22)	Pfefferle (11)	Edelman (42)	
11/16	*WASHINGTON STATE	22	W	17-11	3-2	26-24, 24-26, 19-25, 25-16, 15-12		76	.287	71	3	75	8	T. Simpson (24)	T. Simpson (18)	Pfefferle (5)	Edelman (54)	
11/21	*at California	19	W	18-11	3-0	30-28, 25-16, 25-19		56	.305	52	3	53	6	T. Simpson (17)	C. Simpson (21)	KC, NOR, AF (2)	Edelman (28)	
11/22	*at Stanford (1)	19	L	18-12	0-3	17-25, 18-25, 13-25		31	.086	30	2	42	4	T. Simpson (12)	C. Simpson (11)	T. Simpson (3)	Edelman (20)	
11/26	*OREGON STATE (RV)	18	W	19-12	3-1	25-22, 25-20, 19-25, 25-17		66	.265	65	7	77	10.5	Austin (26)	C. Simpson (24)	Cuff (7)	G. Simpson (29)	
11/28	*at Utah (23)	18	L	19-13	1-3	25-22, 22-25, 19-25, 19-25		48	.113	46	2	53	9.5	Austin (14)	Austin (14)	Austin (5)	Edelman (30)	
12/5	@Northern Colorado	19	W	20-13	3-1	25-19, 25-15, 24-26, 25-15		56	.215	52	6	64	13	T. Simpson (21)	G. Simpson (14)	Pfefferle (10)	Edelman (25)	
12/6	@Colorado State (9)	19	L	20-14	2-3	22-25, 21-25, 25-23, 26-24, 14-16		74	.292	69	6	57	9	T. Simpson (32)	C. Simpson (17)	Hargis (5)	Edelman (33)	

\*-Pac-12 Conference Match; !-Northern Illinois Invitational, DeKalb, Ill.; #-Omni Hotels Colorado Volleyball Classic, Boulder, Colo.; %-Omni Invitational, Boulder, Colo.; \$- Creighton Classic, Omaha, Neb.; @-NCAA Tournament, Fort Collins, Colo.

## Team Statistics

Name	G	K	S	E	TA	Pct.	A	A/S	SA	SE	SA/S	RE	DIG	D/S	BS	BA	TOT	B/S	BE	BHE	PTS
Nicole Edelman	112	26	0.23	3	64	.359	844	7.54	14	27	0.12	0	227	2.03	4	12	16	0.14	6	4	50.0
Katelyn Cuff	101	142	1.41	40	301	.339	8	0.08	0	0	0.00	3	28	0.28	7	69	76	0.75	6	0	183.5
Gwen Herring	69	1	0.01	0	3	.333	11	0.16	11	10	0.16	11	121	1.75	0	0	0	0.00	0	0	12.0
Taylor Simpson	127	591	4.65	175	1395	.298	29	0.23	22	41	0.17	25	344	2.71	17	55	72	0.57	7	2	657.5
Anna Pfefferle	125	159	1.27	43	395	.294	11	0.09	12	35	0.10	4	57	0.46	16	122	138	1.10	6	4	248.0
Kelsey English	74	60	0.81	23	132	.280	8	0.11	19	25	0.26	5	47	0.64	6	23	29	0.39	2	1	96.5
Alexis Austin	95	303	3.19	130	753	.230	2	0.02	1	10	0.01	12	59	0.62	11	47	58	0.61	4	1	338.5
Neira Ortiz Ruiz	114	227	1.99	107	566	.212	4	0.04	6	15	0.05	2	32	0.28	4	50	63	0.55	5	0	266.5
Joslyn Hayes	40	88	2.20	46	222	.189	3	0.08	5	10	0.12	6	15	0.38	4	13	17	0.43	2	0	103.5
Stephanie Shadley	72	22	0.31	13	67	.134	7	0.10	17	28	0.24	9	91	1.26	0	1	1	0.01	0	0	39.5
Gabby Simpson	131	184	1.40	113	586	.121	639	4.88	20	65	0.15	5	231	1.76	6	49	55	0.42	6	8	234.5
Rachel Hargis	47	18	0.38	12	56	.107	0	0.00	0	0	0.00	2	5	0.11	4	23	27	0.57	1	1	33.5
Taylor Erin	6	0	0.00	0	0	.000	0	0.00	0	0	0.00	1	2	0.33	0	0	0	0.00	0	0	0.0
Katherine Hawkins	9	0	0.00	0	0	.000	1	0.11	1	1	0.11	0	2	0.22	0	0	0	0.00	0	0	1.0
Cierra Simpson	132	1	0.01	3	11	-.182	124	0.94	29	34	0.22	34	519	3.93	0	0	0	0.00	0	4	30.0
<b>COLORADO.....</b>	<b>132</b>	<b>1822</b>	<b>13.80</b>	<b>708</b>	<b>4551</b>	<b>.245</b>	<b>1691</b>	<b>12.81</b>	<b>157</b>	<b>302</b>	<b>1.19</b>	<b>133</b>	<b>1780</b>	<b>13.48</b>	<b>79</b>	<b>473</b>	<b>315.5</b>	<b>2.39</b>	<b>45</b>	<b>25</b>	<b>2294.5</b>
Opponents.....	132	1619	12.27	699	4420	.208	1524	11.55	133	223	1.01	156	1714	12.98	57	520	317.0	2.40	41	25	2069.0

## Team Roster

No.	Name	Pos.	Ht.	Cl.	Exp.	Hometown (High School / College)
1	Kelsey English	MB	6-2	Jr.	3L	Colorado Springs, Colo. (Doherty)
2	Stephanie Shadley	OH	6-0	Fr.	HS	Lewisville, Texas (Prince of Peace)
3	Alexis Austin	OH	6-2	So.	2L	Houston, Texas (Cypress Falls)
4	Anna Pfefferle	MB	6-2	Fr.	HS	Northfield, Minn. (Northfield)
5	Nicole Edelman	S	6-0	So.	2L	Boulder, Colo. (Fairview)
7	Neira Ortiz Ruiz	RS/OH	6-5	Jr.	3L	San Juan, Puerto Rico (Cupeyville)
8	Katelyn Cuff	MB	6-2	Fr.	1L	San Diego, Calif. (Torrey Pines)
9	Rachel Hargis	MB	6-4	Sr.	HS	Robinson, Texas (Robinson)
10	Cierra Simpson	DS/S	6-0	Fr.	1L	Colorado Springs, Colo. (Doherty)
12	Erin Taylor	DS	5-10	So.	2L	Sugarland, Texas (William P. Clements)
13	Gabby Simpson	S/H	6-3	Fr.	HS	Colorado Springs, Colo. (Doherty)
16	Taylor Simpson	OH	6-3	Jr.	1L	Colorado Springs, Colo. (Doherty/Missouri)
17	Katherine Hawkins	DS	6-0	Fr.	1L	Blaine, Minn. (Blaine)
21	Gwen Herring	DS	5-9	Fr.	1L	Carlsbad, Calif. (La Costa Canyon)
22	Joslyn Hayes	MB/RS	6-3	Fr.	1L	Santa Monica, Calif. (Santa Monica)

Head Coach: Liz Kritza (Tulane '00)

Associate Head Coach: JT Wenger (UCLA, '04)

Assistant Coach: Ryal Jagd (UCLA '11)

## 2014 Milestones:

- ✓ **Aug. 30-Sept. 13** – CU recorded eight straight wins, tying the fifth longest win streak in CU history.
- ✓ **Sept. 13** – The Buffs recorded a .549 hitting percentage against Robert Morris, breaking their three-set hitting percentage school record of .534 from 2007.
- ✓ **Oct. 12** – CU defeated No. 17 UCLA (3-1) for its first road victory over a ranked opponent since 2005.
- ✓ **Oct. 31-Nov. 2** – The Buffs pulled off a weekend sweep of ranked opponents on the road, marking the first time since 2005 that CU has beaten two ranked teams in the same week.
- ✓ **Nov. 2** – CU posted a school record 15 block solos in a five-set win at Arizona State.
- ✓ **Nov. 3** – The Buffs entered the AVCA Coaches Top 25 at No. 21.
- ✓ **Nov. 13** – The Buffs knocked off No. 2 Washington, handing the Huskies their first loss of the season for the second straight year.
- ✓ **Nov. 16** – Gabby Simpson recorded a triple double (10 kills, 15 assists, 10 digs) against Washington State; the first Buff since 2002 to earn do.
- ✓ **Season** – The Buffs finished the season with a 20-14 record (11-9 Pac-12), the most wins in a single season since 2003 (21). They finished tied for fourth in the league for their best Pac-12 finish.
- ✓ **Season** – The Buffs were selected to their second straight NCAA Tournament; the 18th appearance in CU history.
- ✓ **Season** – Colorado finished the non-conference schedule at 9-5, marking the 26th straight season above .500.
- ✓ **Season** – The Buffs posted a 12-4 record (.743) at the CECC, tying the most in a single season since 2006.
- ✓ **Season** – CU recorded five regular season wins against ranked opponents, the most in CU history. Three of those wins came on the road.
- ✓ **Season** – Taylor Simpson set CU's single season kills record with 591, breaking the previous record of 528 from 1997.
- ✓ **Season** – Cierra Simpson broke the single season digs record with 519, surpassing the previous mark of 490 from 1990.
- ✓ **Career** – Taylor Simpson finished her two-year career with 981 kills, which is the 16th best in CU history.
- ✓ **Career** – Kelsey English completed her career with 248 blocks, which ranks 14th on CU's all-time list.
- ✓ **Awards** – Taylor Simpson became CU's first AVCA All-America First Team selection and was named to the AVCA All-Pacific South Region team.
- ✓ **Awards** – Alexis Austin and Taylor Simpson were named to the All-Pac-12 Team, while Anna Pfefferle and Gabby Simpson were named to the Pac-12 All-Freshman honorable mention team.
- ✓ **Awards** – Nicole Edelman, Kelsey English and Cierra Simpson earned Pac-12 All-Academic honorable mention honors.
- ✓ **Awards** – Taylor Simpson was named the team's offensive MVP and Cierra Simpson was named the team's defensive MVP. Anna Pfefferle and Gabby Simpson were named the Most Improved Players for the season. Katherine Hawkins and Nicole Edelman were named the recipient of the Shoulder to Shoulder award and Rachel Hargis took home the Golden Buffalo award.



(19-13 – 11-9 Pac-12 (5th) – 13-4 Home – 4-8 Away – 2-1 Neutral)

							Team Statistical Totals					Individual Statistical Leaders				
Date	Opponent (Rank)	Rank	W/L	Rec	Score	Score-by-Game	K	Att%	Ast	SA	Dig	TB	Kills	Digs	Blocks	Assists
8/28	!San Diego (RV)	24	L	0-1	1-3	20-25, 21-25, 25-23, 18-25	40	.098	39	7	36	10.0	A. Austin (13)	NE, CS (9)	AP, NA (4)	N. Edelman (26)
8/29	!Florida State (9)	24	W	1-1	3-2	25-20, 17-25, 25-27, 25-21, 15-12	73	.311	63	6	53	9.0	A. Austin (24)	C. Simpson (14)	GS, NA (5)	G. Simpson (28)
8/29	!Oklahoma (RV)	24	W	2-1	3-2	20-25, 25-22, 25-20, 21-25, 15-8	62	.283	58	4	44	7.0	A. Austin (23)	C. Simpson (23)	AP, NA (3)	N. Edelman (30)
9/4	%Penn State (1)	21	L	2-2	0-3	19-25, 21-25, 18-25	35	.055	31	3	42	3.0	AA, NA (8)	G. Simpson (15)	N. Abu (3)	N. Edelman (20)
9/5	%Illinois (6)	21	L	2-3	0-3	13-25, 14-25, 17-25	32	.103	31	1	32	4.0	A. Austin (15)	C. Simpson (14)	AA, NA (2)	N. Edelman (23)
9/11	\$Sam Houston State	23	W	3-3	3-0	25-21, 25-16, 25-18	42	.275	38	4	41	10.0	G. Simpson (14)	S. Shadley (9)	A. Pfefferle (6)	N. Edelman (34)
9/12	\$Louisiana-Lafayette	23	W	4-3	3-0	25-15, 25-21, 25-23	44	.274	40	3	44	7.0	A. Austin (16)	N. Edelman (16)	AP, KC, NA (3)	N. Edelman (32)
9/12	\$Rice	23	L	4-4	1-3	23-25, 17-25, 25-19, 21-25	54	.246	53	4	48	10.0	A. Austin (17)	C. Simpson (17)	N. Edelman (4)	N. Edelman (47)
9/18	#Montana State	RV	W	5-4	3-1	25-18, 18-25, 25-21, 25-22	51	.264	48	5	45	17.0	G. Simpson (21)	C. Simpson (15)	A. Pfefferle (10)	N. Edelman (44)
9/18	#Weber State	RV	W	6-4	3-0	27-25, 25-16, 25-18	44	.353	42	4	25	9.0	G. Simpson (16)	K. Cuff (7)	AP, NE, NA (4)	N. Edelman (35)
9/20	#George Mason	RV	W	7-4	3-1	25-15, 23-25, 25-6, 26-24	49	.241	45	13	45	12.0	G. Simpson (16)	C. Simpson (13)	A. Pfefferle (6)	N. Edelman (35)
9/20	#Air Force	RV	W	8-4	3-0	25-19, 25-18, 25-23	45	.246	39	1	52	11.0	G. Simpson (13)	C. Simpson (16)	A. Pfefferle (6)	N. Edelman (28)
9/23	*at Utah	RV	L	8-5	1-3	17-25, 24-26, 25-21, 21-25	51	.169	47	2	67	15.0	A. Austin (19)	N. Edelman (15)	A. Pfefferle (8)	N. Edelman (37)
9/27	*at Washington (6)	RV	L	8-6	0-3	20-25, 17-25, 22-25	40	.222	39	3	32	3.0	A. Austin (14)	N. Edelman (14)	AA, NA (2)	N. Edelman (31)
10/2	*at Oregon (22)		W	9-6	3-2	20-25, 22-25, 27-25, 25-23, 15-12	63	.221	60	2	71	18.0	A. Austin (22)	C. Simpson (29)	A. Pfefferle (9)	N. Edelman (53)
10/4	*at Oregon State		W	10-6	3-0	25-19, 25-23, 25-14	52	.410	49	4	45	4.0	G. Simpson (16)	C. Simpson (14)	A. Pfefferle (3)	N. Edelman (36)
10/9	*USC (1)	RV	L	10-7	2-3	25-21, 27-29, 29-27, 16-25, 7-15	67	.168	66	3	88	10.5	AA, GS (21)	C. Simpson (31)	N. Abu (6)	N. Edelman (54)
10/11	*UCLA (12)	RV	L	10-8	0-3	24-26, 15-25, 19-25	39	.200	38	1	41	6.0	A. Austin (12)	C. Simpson (16)	N. Abu (4)	N. Edelman (34)
10/16	*CALIFORNIA		W	11-8	3-1	25-22, 36-34, 17-25, 25-17	65	.267	58	2	67	10.0	A. Austin (18)	C. Simpson (31)	N. Abu (5)	N. Edelman (52)
10/18	*STANFORD (6)		W	12-8	3-1	25-23, 27-25, 23-25, 25-21	62	.260	58	2	60	12.0	G. Simpson (25)	C. Simpson (16)	N. Abu (7)	N. Edelman (50)
10/23	*at Arizona (14)	RV	W	13-8	3-1	25-20, 24-26, 25-15, 25-14	49	.279	46	2	57	16.0	A. Austin (15)	C. Simpson (23)	N. Abu (11)	N. Edelman (41)
10/23	*at Arizona State (13)	RV	L	13-9	1-3	21-25, 25-8, 12-25, 23-25	42	.200	40	2	41	13.0	A. Austin (15)	C. Simpson (16)	N. Abu (7)	N. Edelman (37)
10/30	*OREGON STATE	RV	W	14-9	3-2	25-18, 23-25, 25-18, 23-25, 15-10	72	.262	66	4	83	14.0	A. Austin (27)	C. Simpson (19)	N. Abu (8)	N. Edelman (47)
10/31	*OREGON	RV	L	14-10	2-3	22-25, 25-22, 25-23, 19-25, 11-15	48	.194	47	8	61	11.0	A. Austin (16)	C. Simpson (21)	N. Abu (8)	N. Edelman (42)
11/4	*at UCLA (9)	RV	L	14-11	0-3	23-25, 24-26, 17-25	44	.286	41	1	40	5.0	A. Austin (13)	AA, NE (9)	AP, NA, JH (2)	N. Edelman (33)
11/6	*at USC (2)	RV	L	14-12	1-3	12-25, 14-25, 27-25, 23-25	45	.136	37	2	48	9.0	A. Austin (12)	C. Simpson (20)	AA, NA (3)	N. Edelman (32)
11/12	*ARIZONA STATE (21)	RV	W	15-12	3-2	27-25, 13-25, 21-25, 25-17, 15-12	69	.182	68	2	58	10.0	A. Austin (22)	C. Simpson (23)	N. Abu (4)	N. Edelman (63)
11/14	*ARIZONA (19)	RV	W	16-12	3-0	25-14, 25-23, 25-19	45	.375	42	2	43	11.0	A. Austin (15)	C. Simpson (14)	A. Pfefferle (6)	N. Edelman (36)
11/19	*at Stanford (7)	RV	L	16-13	1-3	25-18, 12-25, 19-25, 18-25	46	.204	44	5	38	3.0	A. Austin (13)	C. Simpson (12)	N. Abu (2)	N. Edelman (38)
11/21	*at California	RV	W	17-13	3-0	27-25, 25-18, 25-21	50	.270	47	6	41	5.0	A. Austin (15)	C. Simpson (13)	N. Abu (4)	N. Edelman (39)
11/25	*WASHINGTON STATE	RV	W	18-13	3-2	19-25, 25-13, 25-20, 19-25, 18-16	71	.241	63	5	67	12.5	A. Austin (24)	C. Simpson (24)	AA, NA, NE (5)	N. Edelman (55)
11/27	*UTAH	RV	W	19-13	3-1	19-25, 25-21, 25-15, 25-17	50	.282	47	8	46	13.0	G. Simpson (17)	C. Simpson (11)	N. Abu (9)	N. Edelman (38)

\*Pac-12 Conference Match; !Omni Hotels Colorado Volleyball Classic, Boulder, Colo.; % - Big Ten/Pac-12 Challenge, University Park, Pa.; \$ - Rice Adidas Invitational, Houston, Texas; # - Omni Invitational, Boulder, Colo.

## Team Statistics

Name	G	K	K/S	E	TA	Pct.	A	A/S	SA	SE	SA/S	RE	DIG	D/S	BS	BA	TOT	B/S	BE	BHE	PTS
Anna Pfefferle	123	244	1.98	57	549	.341	14	0.11	19	41	0.15	2	72	0.59	9	108	117	0.95	3	1	326.0
Alexis Austin	123	498	4.05	188	1192	.260	18	0.15	12	35	0.10	21	206	1.67	21	60	81	0.66	1	3	561.0
Naghede Abu	118	139	1.18	54	335	.254	3	0.03	1	0	0.01	1	12	0.10	15	127	142	1.20	7	0	218.5
Aidan Lea	29	17	0.59	5	50	.240	0	0.00	0	0	0.00	1	4	0.14	1	5	6	0.21	0	0	20.5
Nicole Edelman	124	104	0.84	38	289	.228	1229	9.91	25	33	0.20	2	266	2.15	3	57	60	0.48	4	14	160.5
Gabby Simpson	123	419	3.41	203	1083	.199	100	0.81	26	82	0.21	41	210	1.71	3	80	83	0.67	4	4	488.0
Katelyn Cuff	97	84	0.87	41	236	.182	5	0.05	2	4	0.02	7	33	0.34	1	37	38	0.39	5	0	105.5
Joslyn Hayes	79	117	1.48	67	357	.140	6	0.08	4	17	0.05	1	38	0.48	4	28	32	0.41	5	0	139.0
Stephanie Shadley	66	15	0.23	8	51	.137	3	0.05	4	14	0.06	8	54	0.82	1	2	3	0.05	0	0	21.0
Cierra Simpson	124	3	0.02	0	23	.130	124	1.00	19	28	0.15	22	505	4.07	0	0	0	0.00	0	2	22.0
G Carta-Samuels	26	0	0.00	0	0	.000	2	0.08	1	7	0.04	3	20	0.77	0	0	0	0.00	0	0	1.0
Gwen Herring	26	0	0.00	0	1	.000	3	0.12	0	0	0.00	7	21	0.81	0	0	0	0.00	0	0	0.0
Abbie D'Agosta	109	1	0.01	2	6	-.167	23	0.21	8	23	0.07	25	160	1.47	0	0	0	0.00	0	1	9.0
<b>COLORADO.....</b>	<b>124</b>	<b>1641</b>	<b>13.23</b>	<b>663</b>	<b>4172</b>	<b>.234</b>	<b>1530</b>	<b>12.34</b>	<b>121</b>	<b>284</b>	<b>0.98</b>	<b>146</b>	<b>1601</b>	<b>12.91</b>	<b>58</b>	<b>504</b>	<b>310.0</b>	<b>2.50</b>	<b>29</b>	<b>25</b>	<b>2072.0</b>
Opponents.....	124	1547	12.48	699	4172	.203	1439	11.60	147	216	1.19	120	1562	12.60	57	460	287.0	2.31	41	29	1981.0

## Team Roster

No. Name	Pos.	Ht.	Cl.	Exp.	Hometown (High School / College)
1 Zuri Smith	OH	6-5	Fr.	HS	Sumter, S.C. (Sumter)
2 Stephanie Shadley	OH/DS	6-0	So.	1L	Lewisville, Texas (Prince of Peace Christian)
3 Alexis Austin	OH	6-2	Sr.	SL	Houston, Texas (Cypress Falls)
4 Anna Pfefferle	MB	6-2	So.	1L	Northfield, Minn. (Northfield)
5 Nicole Edelman	S	6-0	Sr.	3L	Boulder, Colo. (Fairview)
6 Taylor Joachim	RS/OH	6-4	Fr.	HS	Baroda, Mich. (Lakeshore)
7 Gabby Carta-Samuels	DS	5-6	Fr.	HS	Saratoga, Calif. (Archbishop Mitty)
8 Katelyn Cuff	MB	6-2	Jr.	2L	San Diego, Calif. (Torrey Pines)
9 Aidan Lea	OH/MB	6-5	Fr.	HS	Kelowna, B.C. (Kelowna Secondary)
10 Cierra Simpson	DS/S	6-0	Jr.	2L	Colorado Springs, Colo. (Doherty)
11 Abbie D'Agosta	DS	5-7	Fr.	HS	Windsor, Colo. (Fossil Ridge)
13 Gabby Simpson	S	6-3	So.	1L	Colorado Springs, Colo. (Doherty)
14 Naghede Abu	MB	6-4	Fr.	HS	Riverside, Calif. (Norte Vista)
21 Gwen Herring	DS	5-9	Jr.	2L	Carlsbad, Calif. (La Costa Canyon)
22 Joslyn Hayes	MB/RS	6-3	R-So.	2L	Santa Monica, Calif. (Santa Monica)

Head Coach: Liz Kritza (seventh season, Tulane, 2000)

Associate Head Coach: JT Wenger (fourth season, UCLA, 2004)

Assistant Coach: Ryall Jagd (fourth season, UCLA, 2011)

## 2015 Milestones:

- ✓ **Sept. 20** – Colorado held George Mason to just six points in the second set of a 3-1 win, the lowest opponent set score in CU history.
- ✓ **Oct. 2** – CU upset No. 22 Oregon, defeating the Ducks 3-2 for CU's first win in Eugene, Ore. and the first against UO since joining the Pac-12.
- ✓ **Oct. 18** – The Buffs defeated No. 6 Stanford for the first time in CU history (3-1).
- ✓ **Nov. 27** – With a 3-1 win against Utah, the Buffs earned their 500th win.
- ✓ **Season** – Colorado finished the non-conference schedule at 8-4, marking the 27th straight season above .500.
- ✓ **Season** – The Buffs posted a 13-4 record (.765) at the CECC, tying the most home wins in a single season.
- ✓ **Season** – CU recorded a school record six regular season wins against ranked opponents.
- ✓ **Season** – Cierra Simpson recorded 31 digs in a match twice during the season, becoming just the third Buff to ever do so.
- ✓ **Career** – Alexis Austin finished her career with 1,443 kills, which set CU's rally-scoring era record and ranks fourth all-time.
- ✓ **Career** – Nicole Edelman became the fifth Buff to surpass 4,000 career assists. She finished her career fourth on CU's all-time list with 4,278.
- ✓ **Awards** – Alexis Austin earned AVCA honorable mention All-America status and was named to the AVCA All-Pacific South Region team. Nicole Edelman was an all-region honorable mention honoree.
- ✓ **Awards** – Alexis Austin and Nicole Edelman were named to the All-Pac-12 Team, while Gabby Simpson was named to the honorable mention team. Naghede Abu was also named to the Pac-12 All-Freshman honorable mention team.
- ✓ **Awards** – Nicole Edelman was named to the Academic All-Pac-12 Second Team, while Anna Pfefferle, Stephanie Shadley, Cierra Simpson and Gabby Simpson earned Pac-12 All-Academic honorable mention honors.
- ✓ **Awards** – Alexis was named the team's offensive MVP and Cierra Simpson was named the team's defensive MVP. Gabby Simpson was named the Most Improved Player and Nicole Edelman was named the recipient of the Shoulder to Shoulder award.



## (14-16 – 4-16 Pac-12 (9th) – 9-6 Home – 2-10 Away – 3-0 Neutral)

							Team Statistical Totals					Individual Statistical Leaders				
Date	Opponent (Rank)	Rank	W/L	Rec	Score	Score-by-Game	K	Att%	Asst	SA	Dig	TB	Kills	Digs	Blocks	Assists
8/26	\$Texas Tech		W	1-0	3-2	20-25, 25-19, 24-26, 25-18, 15-8	66	.326	60	7	42	12.0	A.Smith (23)	C.Simpson (14)	KC, JH (8)	K.McKibben (41)
8/27	\$Portland State		L	1-1	2-3	26-28, 25-18, 25-17, 19-25, 14-16	68	.311	63	4	66	22.0	S. Shadley (18)	C. Simpson (17)	N. Abu (15)	K. McKibben (54)
8/27	\$Long Beach State		W	2-1	3-0	25-21, 25-18, 25-22	51	.384	46	5	41	7.0	A. Smith (19)	AS, CS (9)	KC, NA, JH (3)	K. McKibben (43)
9/3	%Penn State (13)		W	3-1	3-2	22-25, 25-20, 25-19, 20-25, 15-3	55	.220	53	5	68	13.0	A. Smith (12)	C. Simpson (24)	N. Abu (8)	G. Simpson (25)
9/4	%Illinois (17)		W	4-1	3-2	25-17, 18-25, 25-15, 18-25, 19-17	68	.278	65	5	54	10.0	S. Shadley (15)	C. Simpson (14)	A. Pfefferle (5)	G. Simpson (30)
9/9	!San Diego (15)	18	L	4-2	0-3	20-25, 18-25, 21-25	32	.220	32	1	46	10.5	S. Shadley (8)	C. Simpson (10)	N. Abu (6)	G. Simpson (15)
9/10	!UC Irvine	18	W	5-2	3-0	25-15, 25-22, 25-11	41	.375	35	5	31	14.0	A. Smith (9)	KM, SS (6)	A. Pfefferle (7)	G. Simpson (18)
9/16	#Chicago State	18	W	6-2	3-0	25-12, 25-10, 25-11	44	.453	40	9	38	10.0	A. Smith (10)	JS, CS (10)	L. Klemmer (6)	G. Simpson (19)
9/17	#New Orleans	18	W	7-2	3-0	25-18, 25-13, 25-12	35	.296	34	4	39	11.0	AS, GS, JS (6)	J. Spann (13)	N. Abu (7)	G. Simpson (17)
9/17	#Colorado State	18	W	8-2	3-1	25-22, 25-20, 23-25, 25-21	63	.240	60	7	60	8.0	A. Smith (21)	S. Shadley (13)	N. Abu (5)	KM, GS (26)
9/21	*UTAH	16	L	8-3	2-3	18-25, 25-15, 25-21, 16-25, 18-20	60	.176	54	1	71	12.0	A. Smith (24)	C. Simpson (23)	N. Abu (7)	K. McKibben (26)
9/25	*ARIZONA	16	W	9-3	3-2	25-19, 25-22, 19-25, 19-25, 15-9	58	.242	55	5	64	9.5	G. Simpson (22)	C. Simpson (17)	G. Simpson (6)	K. McKibben (25)
9/30	*SOUTHERN CAL (23)	20	L	9-4	1-3	16-25, 34-32, 24-26, 16-25	53	.202	51	1	61	12.0	J. Hayes (16)	C. Simpson (18)	N. Abu (6)	G. Simpson (27)
10/2	*UCLA (12)	20	W	10-4	3-1	25-21, 24-26, 25-15, 28-26	62	.250	58	5	75	10.0	A. Smith (16)	C. Simpson (27)	N. Abu (6)	G. Simpson (30)
10/7	*at Stanford (7)	19	L	10-5	1-3	17-25, 25-23, 19-25, 18-25	51	.155	48	1	70	10.0	A. Smith (11)	S. Shadley (17)	NA, AP (5)	G. Simpson (23)
10/9	*at California	19	L	10-6	1-3	22-25, 23-25, 25-18, 21-25	49	.119	47	5	57	11.0	A. Smith (14)	CS, AS (14)	A. Pfefferle (6)	K. McKibben (24)
10/14	*at Washington State (13)RV	W	11-6	3-2	25-15, 19-25, 25-19, 19-25, 15-13	63	.222	57	2	56	9.0	G. Simpson (17)	C. Simpson (12)	A. Pfefferle (5)	G. Simpson (26)	
10/16	*at Washington (7)	RV	L	11-7	0-3	12-25, 16-25, 21-25	36	.096	34	2	47	3.0	K. Cuff (11)	S. Shadley (13)	N. Abu (2)	KM, GS (14)
10/21	*OREGON STATE	RV	W	12-7	3-1	25-21, 18-25, 25-19, 25-23	60	.234	56	3	81	8.0	S. Shadley (14)	A. Smith (19)	N. Abu (3)	K. McKibben (25)
10/22	*OREGON (23)	RV	L	12-8	1-3	14-25, 25-21, 22-25, 21-25	50	.153	47	3	63	5.0	A. Smith (14)	A. Smith (14)	N. Abu (3)	K. McKibben (22)
10/28	*at UCLA (12)	RV	L	12-9	2-3	16-25, 16-25, 25-19, 25-19, 15-9	60	.206	59	1	84	13.0	A. Smith (18)	C. Simpson (23)	N. Abu (8)	K. McKibben (33)
10/29	*at Southern Cal (24)	RV	L	12-10	0-3	23-25, 22-25, 21-25	44	.259	42	2	43	5.0	G. Simpson (12)	CS, GS (11)	N. Abu (2)	K. McKibben (23)
11/4	*STANFORD (13)	RV	L	12-11	1-3	19-25, 16-25, 25-14, 20-25	44	.150	40	2	57	11.0	GS, AS (10)	C. Simpson (16)	A. Pfefferle (7)	K. McKibben (21)
11/6	*CALIFORNIA	RV	W	13-11	3-0	25-15, 25-19, 25-19	47	.314	43	4	50	6.0	A. Smith (12)	C. Simpson (15)	N. Abu (5)	G. Simpson (21)
11/10	*Oregon (16)	RV	L	13-13	1-3	21-25, 25-20, 20-25, 16-25	48	.167	46	4	56	9.0	A. Smith (15)	C. Simpson (21)	A. Pfefferle (6)	G. Simpson (23)
11/12	*Oregon State	RV	L	13-13	2-3	15-25, 25-23, 17-25, 25-18, 13-15	56	.209	54	3	77	13.5	A. Smith (20)	C. Simpson (23)	N. Abu (9)	K. McKibben (22)
11/18	*WASHINGTON (8)	L	13-14	1-3	23-25, 13-25, 25-21, 15-25	47	.188	44	3	59	4.0	A. Smith (14)	C. Simpson (18)	AP, NA, AS (2)	K. McKibben (23)	
11/20	*WASHINGTON ST. (RV)	L	13-15	0-3	23-25, 20-25, 14-25	29	.071	28	3	38	4.0	A. Smith (8)	C. Simpson (12)	N. Abu (3)	M. Zimmerman (13)	
11/23	*Arizona State	L	13-16	1-3	25-21, 16-25, 24-26, 18-25	46	.196	45	2	60	10.0	S. Shadley (15)	A. Smith (15)	N. Abu (8)	K. McKibben (22)	
11/25	*Utah (17)	W	14-16	3-2	25-19, 16-25, 25-20, 20-25, 15-13	54	.179	53	1	67	12.5	A. Smith (13)	A. Smith (16)	NA, AP (6)	K. McKibben (27)	

\*-Pac-12 Conference Match; \$ Portland State Tournament. Portland, Ore.; % - Big Ten/Pac-12 Challenge, Boulder, Colo.; !-San Diego Invitational, San Diego, Calif.; #-Omni Invitational, Boulder, Colo.

## Team Statistics

Name	G	K	K/S	E	TA	Pct.	A	A/S	SA	SE	SA/S	RE	DIG	D/S	BS	BA	TOT	B/S	BE	BHE	PTS
Lillie Klemmer	7	3	0.43	0	5	.600	0	0.00	0	0	0.00	0	0	0.00	0	7	7	1.00	0	0	6.5
G Carta-Samuels	26	0	0.02	0	2	.500	2	0.03	6	6	0.10	2	21	0.36	0	0	0	0.00	4	0	7.0
Katelyn Cuff	50	81	1.62	13	146	.466	3	0.06	2	7	0.04	0	15	0.30	0	27	27	0.54	4	0	96.5
Kiara McKibben	121	15	0.12	4	33	.333	703	5.81	15	19	0.12	0	225	1.86	0	4	4	0.03	1	6	32.0
Naghede Abu	121	205	1.69	55	465	.323	0	0.00	0	0	0.00	1	13	0.11	15	138	153	1.26	17	0	289.0
Anna Pfefferle	117	103	0.88	27	289	.263	8	0.07	11	12	0.09	3	64	0.55	9	94	103	0.88	11	2	170.0
Joslyn Hayes	108	214	1.98	74	572	.245	8	0.07	0	0	0.00	1	48	0.44	2	93	95	0.88	9	1	262.5
Taylor Joachim	11	5	0.45	1	18	.222	0	0.00	0	0	0.00	0	2	0.18	0	2	2	0.18	1	0	6.0
Gabby Simpson	87	215	2.47	97	548	.215	477	5.48	10	29	0.11	2	203	2.33	3	53	56	0.64	2	11	254.5
Alexa Smith	120	380	3.17	151	1075	.213	15	0.12	21	32	0.17	28	313	2.61	3	51	54	0.45	9	0	429.5
Justine Spann	43	57	1.33	33	175	.137	5	0.12	4	5	0.09	4	54	1.26	1	10	11	0.26	1	0	67.0
Stephanie Shadley	116	258	2.22	138	901	.133	12	0.10	19	17	0.16	34	276	2.38	2	39	41	0.35	12	0	298.5
Cierra Simpson	121	2	0.02	1	17	.059	111	0.92	15	42	0.12	23	444	3.67	0	0	0	0.00	0	1	17.0
Rachel Whipple	8	0	0.00	0	0	.000	0	0.00	0	2	0.00	0	5	0.62	0	0	0	0.00	0	0	0.0
Marie Zimmerman	37	0	0.00	1	3	-.333	105	2.84	2	8	0.05	0	38	1.03	0	0	0	0.00	0	3	2.0
<b>COLORADO.....</b>	<b>121</b>	<b>1539</b>	<b>12.72</b>	<b>595</b>	<b>4249</b>	<b>.222</b>	<b>1449</b>	<b>11.98</b>	<b>105</b>	<b>179</b>	<b>0.87</b>	<b>113</b>	<b>1721</b>	<b>14.22</b>	<b>35</b>	<b>518</b>	<b>294.0</b>	<b>2.43</b>	<b>67</b>	<b>24</b>	<b>1938.0</b>
<b>Opponents.....</b>	<b>121</b>	<b>1638</b>	<b>13.54</b>	<b>691</b>	<b>4382</b>	<b>.216</b>	<b>1537</b>	<b>12.70</b>	<b>113</b>	<b>196</b>	<b>0.93</b>	<b>105</b>	<b>1792</b>	<b>14.81</b>	<b>62</b>	<b>499</b>	<b>311.5</b>	<b>2.57</b>	<b>63</b>	<b>26</b>	<b>2062.5</b>

## Team Roster

No. Name	Pos.	Ht.	Cl.	Exp.	Hometown (High School / College)
1 Frankie Shebby	OH	6-0	Jr.	TR	La Mirada, Calif. (Mater Dei/Oregon)
2 Stephanie Shadley	OH	6-0	Jr.	2L	Lewisville, Texas (Prince of Peace Christian)
3 Gabby Carta-Samuels	DS/L	5-6	So.	1L	Saratoga, Calif. (Archbishop Mitty)
4 Anna Pfefferle	MB	6-2	Jr.	2L	Northfield, Minn. (Northfield)
5 Justine Spann	OH	5-8	Fr.	HS	Chandler, Ariz. (Basha)
6 Taylor Joachim*	OPP	6-4	Fr.	1L/RS	Baroda, Mich. (Lakeshore)
7 Alexa Smith	OH	6-1	So.	TR	Colorado Springs, Colo. (Lewis-Palmer/Purdue)
8 Katelyn Cuff	MB	6-2	Sr.	3L	San Diego, Calif. (Torrey Pines)
9 Marie Zimmerman	S	6-0	Jr.	TR	Lakewood, Colo. (Lakewood/Sacred Heart)
10 Cierra Simpson	DS/L	6-0	Sr.	3L	Colorado Springs, Colo. (Doherty)
11 Kiara McKibben	S	5-10	Sr.	TR	Colorado Springs, Colo. (Doherty/San Francisco)
12 Rachel Whipple	DS/L	5-7	Fr.	HS	Centennial, Colo. (Smoky Hill)
13 Gabby Simpson	S/OPP	6-3	Jr.	2L	Colorado Springs, Colo. (Doherty)
14 Naghede Abu	MB	6-4	So.	1L	Riverside, Calif. (Norte Vista)
16 Lillie Klemmer	MB/OPP	5-11	Fr.	HS	Honolulu, Hawai'i (Panahou)
18 Lauren Dorrell	OH	6-0	Fr.	HS	Brentwood, Tenn. (Father Ryan)
22 Joslyn Hayes	OH	6-3	Jr.	3L	Santa Monica, Calif. (Santa Monica)

Head Coach: Jesse Mahoney (first season, Colorado, 1995)

Assistant Coach: Lee Maes (first season, Long Beach State, 1994)

Assistant Coach: Evan Sanders (first season, Washington, 2012)

Volunteer Assistant Coach: Jessica Aschenbrenner (first season, Colorado, 2014)

## 2016 Milestones:

- ✓ **August 27** – Naghede Abu recorded 15 blocks against Portland State, tying the CU record for blocks in a set. The 15 blocks was also a sophomore single-match record. The team posted another CU record in the match, 44 block assists, besting the previous record of 42.
- ✓ **Sept. 3** – Colorado held No. 13 Penn State to just three points in the fifth frame (22-25, 25-20, 25-19, 18-25, 15-3), which set a CU record for fewest points allowed in a fifth set during the rally-scoring era.
- ✓ **Sept. 3-4** – For the first time in school history, the Buffs recorded back-to-back wins over ranked opponents on consecutive nights. CU downed No. 13 Penn State 3-2 on Sept. 3 and came back to defeat No. 17 Illinois 3-2 on Sept. 4 at the Pac-12/Big Ten Challenge in Boulder.
- ✓ **Sept. 10** – CU head coach Jesse Mahoney recorded his 200th career victory as CU swept UC Irvine.
- ✓ **Sept. 17** – The Buffs defeated Colorado State, 3-1, for the first time since 2002.
- ✓ **Sept. 21** – Cierra Simpson became CU's all-time digs leader with her 22nd dig in the match against Utah.
- ✓ **Sept. 25** – Gabby Simpson tallied 22 kills and 21 assists in the 3-2 win over Arizona, becoming the first Buff to record a 20-20 double-double with kills and assists. (All previous were kills and digs.)
- ✓ **Oct. 2** – CU played its 400th match at Coors Events Center, defeating No. 12 UCLA, 3-1.
- ✓ **Oct. 21** – CU head coach Jesse Mahoney recorded another milestone victory, this time recording his 100th Division I win, with a 3-1 victory over Oregon State.
- ✓ **Nov. 25** – With a 3-2 win against No. 17 Utah, the Buffs earned their first win in Salt Lake City as members of the Pac-12 Conference.
- ✓ **Season** – Colorado finished the non-conference schedule with an 8-2 record, marking the 28th straight season above .500.
- ✓ **Season** – Gabby Simpson notched a CU record seven triple-doubles during the season, breaking CU's former record of six. She is just the third Buffalo to ever record back-to-back triple-doubles and is the only one who recorded four in-a-row.
- ✓ **Career** – Cierra Simpson finished her career with 1,840 career digs, 300 more than the previous CU record. She also set the record for most career sets played (493).
- ✓ **Awards** – Gabby Simpson was named to the AVCA All-Pacific South Region honorable mention team.
- ✓ **Awards** – CU had three players tabbed to the All-Pac-12 honorable mention team: Naghede Abu, Gabby Simpson and Alexa Smith.
- ✓ **Awards** – Stephanie Shadley was named to the Academic All-Pac-12 Second Team, while Naghede Abu, Anna Pfefferle, Cierra Simpson and Gabby Simpson earned Pac-12 All-Academic honorable mention honors.
- ✓ **Awards** – Alexa was named the team's offensive MVP, while Naghede Abu was named the team's defensive MVP. Cierra Simpson was named the recipient of the Golden Buffalo award, Joslyn Hayes was named Most Inspirational and Frankie Shebby was tabbed the team's scout team MVP.



(24-10 – 12-8 Pac-12 (15th) – 11-3 Home – 9-5 Away – 4-2 Neutral)

Date	Opponent (Rank)	Rank	W/L	Rec	Score	Score-by-Game	Team Statistical Totals										Individual Statistical Leaders			
							K	Att%	Ass	SA	Dig	TB	Kills	Digs	Blocks	Assists				
8/25	\$Northwestern State	NR	W	1-0	3-1	25-14, 26-28, 25-17, 25-15	53	.310	51	4	55	15.5	A. Smith (18)	F. Shebby (11)	N. Abu (10)	B. DeLuzio (43)				
8/26	\$Seton Hall	NR	W	2-0	3-0	25-22, 25-18, 25-19	47	.292	45	3	46	10.0	A. Smith (17)	A. Smith (11)	N. Abu (6)	B. DeLuzio (41)				
8/26	\$Oklahoma	NR	W	3-0	3-1	25-11, 23-25, 25-16, 25-14	57	.391	53	9	46	12.0	A. Smith (15)	G. Carta-Samuels (19)	N. Abu (7)	B. DeLuzio (45)				
9/2	#WAKE FOREST	NR	W	4-0	3-0	25-23, 25-18, 25-15	45	.374	41	0	34	6.0	A. Smith (14)	F. Shebby (9)	A. Pfefferle (4)	B. DeLuzio (35)				
9/2	#RICE	NR	W	5-0	3-0	25-15, 25-20, 25-20	43	.318	39	4	41	5.5	AS, NA, JH (9)	G. Carta-Samuels (15)	NA, JH (3)	B. DeLuzio (32)				
9/3	#ABILENE CHRISTIAN	NR	W	6-0	3-0	25-19, 25-20, 25-20	48	.285	46	2	58	6.5	S. Shadley (11)	SS, BD (14)	N. Abu (5)	B. DeLuzio (38)				
9/8	%Penn State (3)	NR	L	6-1	0-3	22-25, 18-25, 21-25	36	.265	35	1	38	9.0	A. Smith (11)	F. Shebby (12)	N. Abu (4)	B. DeLuzio (28)				
9/9	%Illinois (RV)	NR	W	7-1	3-2	25-23, 24-26, 28-26, 12-25, 17-15	70	.261	61	8	61	7.0	A. Smith (19)	G. Carta-Samuels (17)	N. Abu (6)	B. DeLuzio (53)				
9/15	^XAVIER	RV	W	8-1	3-1	25-23, 21-25, 25-23, 25-18	64	.233	60	6	74	8.0	F. Shebby (19)	G. Carta-Samuels (16)	N. Abu (4)	B. DeLuzio (55)				
9/16	^Albany	RV	W	9-1	3-0	25-17, 25-13, 25-19	44	.273	39	4	47	8.0	JS, NA (11)	G. Carta-Samuels (12)	NA, AP (4)	B. DeLuzio (33)				
9/16	^Colorado State (22)	RV	W	10-1	3-2	21-25, 23-25, 25-22, 25-14, 15-8	72	.318	65	9	70	9.0	A. Smith (25)	A. Smith (15)	AP, BD (4)	B. DeLuzio (55)				
9/22	*Utah (16)	25	L	10-2	1-3	14-25, 25-16, 20-25, 17-25	43	.144	40	3	63	9.0	FS, AS (11)	G. Carta-Samuels (23)	N. Abu (5)	B. DeLuzio (38)				
9/24	*STANFORD (4)	25	L	10-3	2-3	25-20, 13-25, 29-27, 27-29, 12-15	65	.181	63	3	62	9.0	A. Smith (25)	A. Smith (12)	N. Abu (7)	B. DeLuzio (52)				
9/29	*OREGON STATE	RV	W	11-3	3-2	25-21, 25-27, 25-23, 7-25, 15-12	60	.185	59	7	80	7.0	A. Smith (21)	G. Carta-Samuels (19)	N. Abu (4)	B. DeLuzio (55)				
9/30	*OREGON (12)	RV	W	12-3	3-1	25-18, 24-26, 25-19, 25-18	57	.269	55	3	75	17.0	F. Shebby (16)	A. Smith (19)	NA, JH (9)	B. DeLuzio (46)				
10/6	*Washington State	25	L	12-4	1-3	23-25, 25-19, 22-25, 28-30	60	.209	58	2	68	9.0	A. Smith (24)	J. Spann (18)	N. Abu (5)	B. DeLuzio (53)				
10/8	*Washington (9)	25	L	12-5	0-3	24-26, 22-25, 14-25	39	.121	35	3	58	4.0	F. Shebby (13)	FS, GCS (13)	AP, NA, JH (2)	B. DeLuzio (30)				
10/13	*Arizona State	RV	W	13-5	3-0	25-21, 25-16, 26-24	42	.250	40	3	56	8.0	F. Shebby (11)	A. Smith (12)	N. Abu (4)	B. DeLuzio (37)				
10/15	*Arizona	RV	W	14-5	3-2	26-28, 25-21, 25-14, 23-25, 15-10	72	.299	65	6	77	8.5	AS, FS (25)	A. Smith (18)	FS, NA (3)	B. DeLuzio (57)				
10/20	*SOUTHERN CAL (19)	RV	W	15-5	3-0	25-23, 25-14, 25-21	43	.261	41	2	33	12.0	F. Shebby (12)	G. Carta-Samuels (8)	A. Pfefferle (6)	B. DeLuzio (37)				
10/21	*UCLA (13)	RV	L	15-6	2-3	17-25, 25-15, 25-18, 26-28, 14-16	66	.212	60	5	88	14.0	A. Smith (27)	G. Carta-Samuels (25)	FS, NA (7)	B. DeLuzio (55)				
10/27	*Oregon (15)	RV	W	16-6	3-2	25-17, 25-19, 17-25, 9-25, 15-10	58	.234	54	3	58	9.5	F. Shebby (14)	G. Carta-Samuels (17)	A. Pfefferle (6)	B. DeLuzio (47)				
10/28	*Oregon State (RV)	RV	W	17-6	3-1	25-23, 20-25, 25-23, 25-12	58	.270	57	8	85	8.5	A. Smith (19)	G. Carta-Samuels (22)	N. Abu (4)	B. DeLuzio (47)				
11/1	*WASHINGTON STATE	RV	W	18-6	3-0	25-14, 25-17, 25-23	40	.200	33	1	45	8.5	F. Shebby (10)	G. Carta-Samuels (12)	B. DeLuzio (6)	B. DeLuzio (28)				
11/3	*WASHINGTON (11)	RV	W	19-6	3-0	25-22, 25-18, 25-22	44	.340	40	3	49	4.0	A. Smith (14)	A. Smith (13)	FS, AP, JH (2)	B. DeLuzio (22)				
11/9	*UCLA (18)	25	L	19-7	0-3	23-25, 18-25, 20-25	34	.129	33	0	51	9.0	F. Shebby (13)	G. Carta-Samuels (12)	N. Abu (5)	B. DeLuzio (26)				
11/11	*Southern California (17)	25	L	19-8	2-3	25-20, 17-25, 29-27, 11-25, 11-15	50	.184	48	2	53	11.0	F. Shebby (21)	A. Smith (13)	A. Pfefferle (7)	B. DeLuzio (41)				
11/17	*ARIZONA	RV	W	20-8	3-0	25-20, 25-18, 25-19	38	.278	38	6	26	7.0	A. Smith (12)	AS, FA (7)	N. Abu (3)	B. DeLuzio (33)				
11/18	*ARIZONA STATE	RV	W	21-8	3-2	26-28, 25-16, 24-26, 25-23, 15-11	76	.242	72	5	72	16.0	A. Smith (22)	F. Shebby (18)	N. Abu (8)	B. DeLuzio (64)				
11/22	*California	RV	W	22-8	3-0	25-20, 25-18, 25-19	53	.349	48	3	43	7.0	F. Shebby (17)	B. DeLuzio (14)	FS, AP, NA, JH (3)	B. DeLuzio (44)				
11/24	*UTAH (15)	RV	L	22-9	1-3	25-13, 19-25, 23-25, 24-26	55	.219	53	5	53	11.0	A. Smith (20)	G. Carta-Samuels (15)	N. Abu (5)	B. DeLuzio (47)				
12/1	&James Madison	RV	W	23-9	3-0	25-21, 25-14, 25-12	42	.305	40	3	55	7.0	F. Shebby (12)	B. DeLuzio (13)	NA, JH (4)	B. DeLuzio (33)				
12/2	&Baylor (18)	RV	W	24-9	3-0	25-12, 25-22, 25-20	43	.320	41	4	47	13.0	A. Smith (14)	F. Shebby (14)	N. Abu (8)	B. DeLuzio (38)				
12/8	^Nebraska (5)	RV	L	24-10	0-3	19-25, 11-25, 21-25	28	.109	26	2	44	4.0	A. Smith (9)	F. Shebby (15)	FS, AP (3)	B. DeLuzio (23)				

\*Pac-12 Conference Match; \$ NIKE Invitational, Norman, Okla.; # - Omni Invitational, Boulder, Colo.; % - Big Ten/Pac-12 Challenge, Champaign, Ill.; ^ Colorado State Tournament, Boulder, Colo.; !-Colorado State Tournament, Fort Collins, Colo.; & - NCAA First & Second Rounds, Waco, Texas; ! - NCAA Sweet 16, Lexington, Ky.

## Team Statistics

Name	G	K	S	E	TA	Pct.	A	A/S	SA	SE	S/A	RE	DIG	D/S	BS	BA	TOT	B/S	BE	BHE	PTS
Lillie Klemmer.....	8	2	0.25	0	4	.500	0	0.00	0	0	0.00	0	2	0.25	0	1	1	0.12	1	0	2.5
Naghede Abu.....	128	268	2.09	70	575	.344	0	0.00	0	0	0.00	1	13	0.10	19	134	153	1.20	16	0	354.0
Gabby Carta-Samuels.....	118	2	0.02	0	6	.333	85	0.72	8	15	0.07	32	414	3.51	0	0	0	0.00	0	3	10.0
Brynn DeLuzio.....	128	59	0.46	15	134	.328	1411	11.0	29	28	0.23	1	301	2.35	3	44	47	0.37	5	4	113.0
Anna Pfefferle.....	128	197	1.54	59	441	.313	13	0.10	20	38	0.16	1	96	0.75	8	107	115	0.90	4	2	278.5
Alexa Smith.....	122	484	3.97	164	1330	.241	24	0.20	20	29	0.16	25	345	2.83	8	38	46	0.38	2	3	531.0
Joslyn Hayes.....	124	244	1.97	87	659	.238	2	0.02	0	1	0.00	0	54	0.44	6	88	94	0.76	12	0	294.0
Justine Spann.....	104	31	0.30	12	92	.207	8	0.08	19	25	0.18	8	162	1.56	0	2	2	0.02	0	1	51.0
Frankie Shebby.....	117	409	3.50	178	1165	.198	34	0.29	16	49	0.14	40	302	2.58	15	62	77	0.66	8	4	471.0
Stephanie Shadley.....	77	31	0.40	10	121	.174	4	0.05	7	8	0.09	2	66	0.86	1	9	10	0.13	2	0	43.5
Rachel Whipple.....	95	2	0.02	1	7	.143	13	0.14	13	14	0.14	3	122	1.28	0	0	0	0.00	0	1	15.0
Lauren Dorrell.....	27	14	0.52	6	56	.143	0	0.00	0	0	0.00	0	6	0.22	0	9	9	0.33	1	0	18.5
Taylor Joachim.....	22	1	0.05	0	9	.111	0	0.00	0	0	0.00	0	0	0.00	0	5	5	0.23	1	0	3.5
Brannen Berta.....	6	0	0.00	0	0	.000	2	0.33	0	4	0.00	0	19	3.17	0	0	0	0.00	0	0	0
Emily DeMure.....	40	1	0.03	1	4	.000	38	0.95	0	1	0.00	0	9	0.22	0	0	0	0.00	0	2	1.0
<b>COLORADO.....</b>	<b>128</b>	<b>1745</b>	<b>13.6</b>	<b>603</b>	<b>4603</b>	<b>.248</b>	<b>1634</b>	<b>12.7</b>	<b>132</b>	<b>212</b>	<b>1.03</b>	<b>124</b>	<b>1911</b>	<b>14.93</b>	<b>60</b>	<b>499</b>	<b>309.5</b>	<b>2.42</b>	<b>52</b>	<b>20</b>	<b>2186.5</b>
Opponents.....	128	1666	13.0	754	4645	.196	1576	12.3	124	189	0.97	132	1936	15.12	78	399	277.5	2.17	56	43	2067.5

## Team Roster

No.	Name	Pos.	Ht.	Cl.	Exp.	Hometown (High School / College)
1	Frankie Shebby	OH	6-0	Jr.	1L	La Mirada, Calif. (Mater Dei/Oregon)
2	Stephanie Shadley	OH	6-0	Sr.	1L	Lewisville, Texas (Prince of Peace Christian)
3	Gabby Carta-Samuels	DS/L	5-6	Jr.	2L	Saratoga, Calif. (Archbishop Mitty)
4	Anna Pfefferle	MB	6-2	Sr.	3L	Northfield, Minn. (Northfield)
5	Jaden Newsome	S	6-0	Fr.	HS	Houston, Texas (Clear Brook)
6	Taylor Joachim*	OPP	6-4	So.	2L	Baroda, Mich. (Lakeshore)
7	Alexa Smith	OH	6-1	Jr.	1L	Colorado Springs, Colo. (Lewis-Palmer/Purdue)
8	Justine Spann	OH	5-8	So.	1L	Chandler, Ariz. (Basha)
9	Emily DeMure	S/OPP	6-1	Fr.	TR	Granite Bay, Calif. (Granite Bay/Penn State)
10	Brynn DeLuzio	S/L	5-9	Fr.	HS	Windermere, Fla. (The First Academy)
12	Rachel Whipple	DS/L	5-7	So.	1L	Centennial, Colo. (Smoky Hill)
13	Brannen Berta	DS/L	5-7	Sr.	TR	Aurora, Colo. (Cherokee Trail/Iowa State)
14	Naghede Abu	MB	6-4	Jr.	2L	Riverside, Calif. (Norte Vista)
16	Lillie Klemmer	MB	5-11	So.	1L	Honolulu, Hawai'i (Panahou)
17	Danielle Price	MB	6-4	Fr.	HS	Lethbridge, Alberta, Canada (Chinook)
18	Annye Smith	OH	5-10	Fr.	HS	Amarillo, Texas (Tascosa)
21	Lauren Dorrell	OPP	6-0	Fr.	1L/RS	Brentwood, Tenn. (Father Ryan)
22	Joslyn Hayes	OPP	6-3	Sr.	4L	Santa Monica, Calif. (Santa Monica)

Head Coach: Jesse Mahoney (second season, Colorado, 1995)  
 Assistant Coach: Lee Maes (second season, Long Beach State, 1994)  
 Assistant Coach: Evan Sanders (second season, Washington, 2012)

## 2017 Milestones:

- ✓ **Aug. 26** – The Buffs defeated Oklahoma, 3-1, to win the NIKE Invitational to start the season. The win over the Sooners snapped a five-match losing streak to OU dating back to Nov. 18, 2006, when the Buffs were in the Big 12 Conference.
- ✓ **Sept. 16** – The Buffs rallied back from an 0-2 deficit to defeat No. 22 Colorado State (3-2) in Moby Arena. The win marked CU's second straight against the Rams and CU's first win in Fort Collins since 1995.
- ✓ **Oct. 15** – Frankie Shebby and Alexa Smith each recorded 25 kills in CU's thrilling 3-2 road win against Arizona. It is the first time since 2015 that a pair of Buffs recorded 20 kills apiece in a match.
- ✓ **Oct. 20** – The Buffs recorded their first win over Southern California with an impressive 3-0 sweep (25-23, 25-14, 25-21).
- ✓ **Nov. 1, 3** – Colorado swept Washington State (11/1) and No. 11 Washington (11/3), earning their third home sweep of the Washington schools in Boulder.
- ✓ **Dec. 1-2** – CU defeated both James Madison and Baylor 3-0 in the NCAA First and Second Rounds, respectively, which was the first time in tournament history the Buffs have earned back-to-back sweeps.
- ✓ **Dec. 2** – The Buffs recorded a 3-0 win over No. 17 Baylor in Waco, Texas to earn their first true road win in NCAA Tournament history. Prior to that match, the Buffs were 0-14 in road contests.
- ✓ **Season** – Colorado finished the non-conference schedule with a 10-1 record, marking the 29th straight season above .500.
- ✓ **Season** – The Buffs recorded a 24-10 overall mark, which is the third most wins in school history.
- ✓ **Season** – CU finished the Pac-12 slate with a 12-8 record. The 12 wins is the most in a conference season for CU since joining the Pac-12.
- ✓ **Season** – Colorado earned the season series sweeps of Oregon/Oregon State and Arizona/Arizona State for the first time in school history.
- ✓ **Season** – The Buffs advanced to the NCAA Sweet 16

# DAY BY DAY RESULTS HISTORY



## August (Overall: 33-16; Home: 8-4; Away: 9-5; Neutral: 16-7)

Date	Overall	Home	Away	Neutral	Last
Aug. 24	1-1		0-1	1-0	2012 vs. Texas Southern, W 3-0
Aug. 25	4-1		2-0	2-1	2017 vs. Northwestern State, W 3-1
Aug. 26	4-1		1-0	3-1	2017 @ Oklahoma, W 3-1
Aug. 27	4-1	1-0	1-1	2-0	2016 vs. Long Beach State, W 3-0
Aug. 28	2-2	0-2	1-0	1-0	2015 vs. San Diego, L 1-3
Aug. 29	4-3	2-0	0-1	2-2	2015 vs. Oklahoma, W 3-2
Aug. 30	8-3	1-1	3-1	4-1	2014 vs. Presbyterian, W 3-0
Aug. 31	6-4	4-1	1-1	1-2	2013 vs. St. Mary's (Calif.), W 3-1

## September (Overall: 206-146; Home: 119-58; Away: 34-68; Neutral: 53-20)

Date	Overall	Home	Away	Neutral	Last
Sept. 1	8-8	6-3	1-4	1-1	2012 vs. Fresno State, L 0-3
Sept. 2	10-3	9-1	0-2	1-0	2017 vs. Rice, W 3-0
Sept. 3	8-5	6-4		2-1	2017 vs. Abilene Christian, W 3-0
Sept. 4	8-4	6-1	0-3	2-0	2016 vs. Illinois, W 3-2
Sept. 5	6-3	2-1	0-1	4-1	2015 vs. Illinois, L 0-3
Sept. 6	12-4	3-2	3-2	6-0	2014 vs. Pittsburgh, W 3-1
Sept. 7	13-5	4-1	4-3	5-1	2013 @ Syracuse, 3-0
Sept. 8	6-6	1-1	1-2	4-3	2017 vs. Penn State, L 0-3
Sept. 9	10-3	3-0	2-2	5-1	2017 @ Illinois, W 3-2
Sept. 10	8-5	3-2	2-1	3-2	2016 vs. UC Irvine, W 3-0
Sept. 11	12-5	7-2	1-2	4-1	2015 vs. Sam Houston State, W 3-0
Sept. 12	4-7	3-3	0-4	1-0	2015 @ Rice, L 1-3
Sept. 13	12-6	7-2	2-2	3-2	2014 vs. Butler, W 3-1
Sept. 14	6-3	3-0	2-3	1-0	2013 @ Baylor, W 3-0
Sept. 15	5-3	5-2	0-1		2017 vs. Xavier, W 3-1
Sept. 16	12-4	9-0	2-4	1-0	2017 @ Colorado State, W 3-2
Sept. 17	7-6	7-4	0-2		2016 vs. Colorado State, W-1
Sept. 18	8-4	4-1	2-2	2-1	2015 vs. Weber State, W 3-0
Sept. 19	6-7	3-3	2-1	1-3	2014 vs. South Dakota, L 1-3
Sept. 20	3-6	2-0	1-5	0-1	2015 vs. Air Force, W 3-0
Sept. 21	4-3	2-3	1-0	1-0	2016 vs. Utah, L 2-3
Sept. 22	7-4	4-3	2-1	1-0	2017 @ Utah, L 1-3
Sept. 23	3-6	1-2	1-4	1-0	2015 @ Utah, L 1-3
Sept. 24	2-7	0-2	1-4	1-1	2017 vs. Stanford, L 2-3
Sept. 25	9-2	7-2		2-0	2016 vs. Arizona, W, 3-2
Sept. 26	3-3	2-2	1-1		2009 vs. Oklahoma, L 0-3
Sept. 27	6-6	5-3	1-3		2015 @ Washington, L 0-3
Sept. 28	3-4	1-1	1-2	1-1	2012 @ Oregon State, L 1-3
Sept. 29	3-6	2-2	1-4		2017 vs. Oregon State, W 3-2
Sept. 30	2-8	2-5	0-3		2017 vs. Oregon, W 3-1

## October (Overall: 152-133; Home: 79-49; Away: 70-78; Neutral: 3-6)

Date	Overall	Home	Away	Neutral	Last
Oct. 1	4-4	2-1	2-3		2013 @ Wyoming, L 2-3
Oct. 2	4-7	2-4	2-3		2016 vs. UCLA, W 3-1
Oct. 3	6-3	2-3	4-0		2014 vs. Arizona State, L 2-3
Oct. 4	6-3	3-2	3-1		2015 @ Oregon State, W 3-0
Oct. 5	11-0	6-0	4-0	1-0	2014 vs. Arizona, W 3-0
Oct. 6	4-4	4-1	0-2	0-1	2017 @ Washington State, L 1-3
Oct. 7	6-4	1-1	5-3		2016 @ Stanford, L 1-3
Oct. 8	3-5	2-0	1-4	0-1	2017 @ Washington, L 0-3
Oct. 9	3-8	1-3	1-4	1-1	2016 @ California, L 1-3
Oct. 10	3-3	1-1	2-2		2014 @ USC, 0-3
Oct. 11	6-4	3-3	3-1		2015 vs. UCLA, L 0-3
Oct. 12	5-2	3-0	2-2		2014 @ UCLA, W 3-1
Oct. 13	6-3	3-1	3-2		2017 @ Arizona State, W 3-0
Oct. 14	4-5	2-2	1-4		2016 at Washington State, W 3-2
Oct. 15	4-4	3-1	1-3		2017 @ Arizona, W 3-2
Oct. 16	5-4	4-1	1-3		2016 @ Washington, L 0-3





# DAY BY DAY RESULTS HISTORY

Oct. 17	2-9	1-4	0-5	1-0	2014 vs. Stanford, L 2-3
Oct. 18	5-5	3-1	2-4		2015 vs. Stanford, W 3-1
Oct. 19	5-3	2-1	3-1	0-1	2014 vs. California, W 3-1
Oct. 20	6-3	4-2	2-1		2017 vs. Southern California, W 3-0
Oct. 21	6-5	5-2	1-3		2017 vs. UCLA, L 2-3
Oct. 22	3-4	1-0	2-4		2016 vs. Oregon, L 1-3
Oct. 23	4-4	1-1	3-3		2015 @ Arizona, W 3-1
Oct. 24	4-8	2-4	2-3	0-1	2015 @ Arizona State, L 1-3
Oct. 25	7-2	3-0	4-1	0-1	2013 vs. Arizona, W 3-0
Oct. 26	4-5	2-3	2-2		2014 @ Washington, L 0-3
Oct. 27	4-5	2-1	2-4		2017 @ Oregon, W 3-2
Oct. 28	6-4	3-1	3-3		2017 @ Oregon State, W 3-1
Oct. 29	5-3	3-0	2-3		2016 @ USC, L 0-3
Oct. 30	6-5	3-2	3-3		2015 vs. Oregon State, W 3-2
Oct. 31	5-5	2-2	3-3		2015 vs. Oregon, L 2-3

## November (Overall: 136-123; Home: 70-45; Away: 52-66; Neutral: 14-12)

Date	Overall	Home	Away	Neutral	Last
Nov. 1	4-2	3-1	1-1		2017 vs. Washington State, W 3-0
Nov. 2	5-3	2-0	2-3	1-0	2014 @ Arizona State, W 3-2
Nov. 3	7-5	2-4	5-1		2017 vs. Washington, W 3-0
Nov. 4	3-7	1-3	2-4		2016 vs. Stanford, L 1-3
Nov. 5	7-2	5-1	2-1		2011 vs. California, L 1-3
Nov. 6	4-3	3-1	1-2		2016 vs. California, W 3-0
Nov. 7	5-4	3-1	2-3		2009 @ Texas Tech, W 3-0
Nov. 8	6-3	2-2	4-1		2013 vs. Stanford, L 0-3
Nov. 9	5-5	2-4	3-1		2017 @ UCLA, L 0-3
Nov. 10	2-9	1-4	1-5		2016 at Oregon, L 1-3
Nov. 11	6-3	5-0	1-3		2017 @ Southern California, L 2-3
Nov. 12	6-3	3-1	3-2		2016 @ Oregon State, L 2-3
Nov. 13	5-6	3-3	2-3		2014 vs. Washington, W 3-2
Nov. 14	2-6	2-1	0-4	0-1	2015 vs. Arizona, W 3-0
Nov. 15	6-1	4-1	2-0		2008 vs. Missouri, L 1-3
Nov. 16	4-3	3-1	1-2		2014 vs. Washington State, W 3-2
Nov. 17	5-3	3-0	2-3		2017 vs. Arizona, W 3-0
Nov. 18	6-4	4-2	1-2	1-0	2017 vs. Arizona State, W 3-2
Nov. 19	2-5	0-2	2-3		2015 @ Stanford, L 1-3
Nov. 20	2-4	0-3	1-1	1-0	2016 vs. Washington State, L 0-3
Nov. 21	4-9	0-1	4-6	0-2	2015 @ California, W 3-0
Nov. 22	8-2	5-0	3-2		2017 @ California, W 3-0
Nov. 23	3-4	1-0	1-4	1-0	2016 @ Arizona State, L 1-3
Nov. 24	3-5	3-1	0-1	0-3	2017 vs. Utah, L 1-3
Nov. 25	5-5	2-3	1-1	2-1	2016 @ Utah, W 3-2
Nov. 26	5-3	3-1		2-2	2014 vs. Oregon State, W 3-1
Nov. 27	7-1	3-0	2-1	2-0	2015 vs. Utah, W 3-1
Nov. 28	3-3	1-1	1-2	1-0	2014 vs. Utah, L 1-3
Nov. 29	3-5	0-1	1-4	2-0	2013 @ USC, L 0-3
Nov. 30	3-4	1-0	1-1	1-3	2006 vs. New Mexico State, W 3-0

## December (Overall: 11-18; Home: 6-2; Away: 10-12; Neutral: 4-4)

Date	Overall	Home	Away	Neutral	Last
Dec. 1	2-2	1-1	0-1	1-0	2017 vs. James Madison, W 3-0
Dec. 2	1-5		1-3	0-2	2017 @ Baylor, W 3-0
Dec. 3	0-1		0-1		1992 @ Nebraska, L 1-3
Dec. 4	3-0	2-0		1-0	1998 vs. San Jose State, W 3-0
Dec. 5	2-2	1-0	0-1	1-1	2014 vs. Northern Colorado, W 3-1
Dec. 6	2-1	1-0	0-1	1-0	2014 @ Colorado State, L 2-3
Dec. 7	1-2	1-0	0-2		2013 @ Minnesota, L 2-3
Dec. 8	0-2	0-1	0-1		2017 vs. Nebraska, L 0-3
Dec. 9	0-2		0-1	0-1	1994 @ Nebraska, L 0-3
Dec. 12	0-1		0-1		1997 @ Stanford, L 0-3

# HISTORY VS. RANKED TEAMS



Rk	Opponent	Date	W/L	Score	Other	CUR
1	at UCLA	11/13/1992	L	0-3		12
	vs. Nebraska	11/26/1994	L	1-3	Big 8	13
	at Nebraska	12/9/1994	L	0-3	NCAA	13
	NEBRASKA	9/27/1995	L	0-3		16
	at Nebraska	10/21/1995	L	0-3		
	NEBRASKA	9/27/2000	L	0-3		
	at Nebraska	11/4/2000	L	0-3		
	NEBRASKA	9/19/2001	L	0-3		
	NEBRASKA	9/17/2005	L	0-3		
	at Nebraska	11/23/2005	L	0-3		
	at Nebraska	10/14/2006	L	0-3		
	NEBRASKA	11/11/2006	W	3-2		
	at California	9/16/2011	L	0-3		
	WASHINGTON	10/4/2013	W	3-1		
	STANFORD	10/17/2014	L	2-3		
	at Stanford	11/22/2014	L	0-3		19
	at Penn State	9/4/2015	L	0-3		21
	SOUTHERN CALIFORNIA	10/9/2015	L	2-3		
2	at Stanford	11/21/1988	L	0-3		
	NEBRASKA	11/13/1990	L	2-3		
	vs. Nebraska	11/24/1990	L	0-3	Big 8	
	STANFORD	9/6/1991	L	0-3		
	vs. Long Beach State	9/10/1993	L	1-3		11
	at Nebraska	10/29/1994	L	0-3		14
	NEBRASKA	11/16/1994	L	0-3		13
	at Nebraska	11/21/2001	L	0-3		
	vs. Hawai'i	12/2/2004	L	1-3	NCAA	
	NEBRASKA	10/6/2007	L	0-3		
	at Nebraska	11/7/2007	L	0-3		
	at Nebraska	10/4/2008	L	0-3		
	NEBRASKA	10/29/2008	W	3-1		
	TEXAS	9/23/2009	L	0-3		
	at Texas	10/24/2009	L	0-3		
	at Stanford	9/17/2011	L	0-3		
	UCLA	10/2/2011	L	0-3		
	at Oregon	9/29/2012	L	0-3		
	WASHINGTON	10/7/2012	L	0-3		
	at Stanford	11/21/2012	L	1-3		
	WASHINGTON	11/13/2014	W	3-2		22
	at Southern California	11/6/2015	L	1-3		
3	vs. Texas	10/9/1993	L	1-3		12
	at Stanford	12/12/1997	L	0-3		14
	at Nebraska	11/4/1998	L	0-3		13
	NEBRASKA	11/25/1998	L	0-3		17
	at Hawai'i	9/17/1999	L	0-3		22
	STANFORD	9/8/2005	L	0-3		
	WASHINGTON	12/1/2006	L	1-3		
	TEXAS	10/11/2008	L	1-3		
	at Texas	11/29/2008	L	0-3		
	at Washington	10/7/2011	L	0-3		
	at Southern California	10/22/2011	L	0-3		
	STANFORD	11/3/2011	L	1-3		
	OREGON	10/26/2012	L	0-3		
	at Washington	11/3/2013	L	0-3		
	at Washington	10/26/2014	L	0-3		
	vs. Penn State	9/8/2017	L	0-3		
4	STANFORD	9/3/1987	L	0-3		
	NEBRASKA	9/6/1987	L	0-3		
	at Nebraska	10/14/1989	L	1-3		
	at Nebraska	10/27/1990	L	0-3		
	at Stanford	9/20/1997	L	0-3		20
	NEBRASKA	10/28/1997	W	3-0		20
	vs. Long Beach State	9/18/1999	L	1-3		22
	at Hawai'i	9/1/2002	L	0-3		21

Rk	Opponent	Date	W/L	Score	Other	CUR
	NEBRASKA	10/30/2002	L	0-3		
	at Nebraska	10/27/2004	L	0-3		
	vs. Florida	11/25/2005	L	0-3		
	at Nebraska	9/18/2010	L	0-3		
	STANFORD	9/24/2017	L	2-3		25
5	COLORADO STATE	11/3/1987	L	0-3		
	NEBRASKA	11/10/1988	L	0-3		
	vs. Nebraska	11/26/1988	L	1-3	Big 8	
	NEBRASKA	9/30/1989	L	0-3		
	at Nebraska	10/24/1992	L	0-3		13
	NEBRASKA	11/4/1992	L	2-3		13
	at Ohio State	9/11/1994	L	0-3		14
	at Hawai'i	12/8/1996	L	0-3	NCAA	
	at Nebraska	10/8/1997	W	3-2		22
	at Nebraska	10/2/2002	L	0-3		
	vs. Florida	9/3/2006	L	0-3		
	at Texas	9/20/2006	L	0-3		
	TEXAS	10/27/2007	L	0-3		
	NEBRASKA	11/13/2010	L	0-3		
	SOUTHERN CALIFORNIA	9/30/2011	L	0-3		
	vs. Nebraska	12/8/2017	L	0-3	NCAA	
6	BYU	9/2/1994	L	1-3		14
	NEBRASKA	10/9/1996	L	0-3		
	at Colorado State	12/2/2000	L	2-3	NCAA	
	at UCLA	10/21/2011	L	1-3		
	at UCLA	10/19/2012	L	0-3		
	UCLA	11/9/2012	L	0-3		
	STANFORD	11/8/2013	L	0-3		
	vs. Illinois	9/5/2015	L	0-3		21
	at Washington	9/27/2015	L	0-3		
	STANFORD	10/18/2015	W	3-1		
7	at Nebraska	10/29/1987	L	0-3		
	at Texas	11/17/1989	L	2-3		
	at Texas	11/1/1991	L	2-3		
	vs. Nebraska	11/30/1991	L	0-3	Big 8	
	vs. Nebraska	11/28/1992	W	3-1	Big 8	15
	at Nebraska	12/3/1992	L	1-3	NCAA	15
	vs. Penn State	12/9/1993	L	2-3	NCAA	9
	at Notre Dame	9/23/1995	L	0-3		15
	at Notre Dame	9/24/1995	L	0-3		15
	at Nebraska	10/30/1996	L	0-3		
	vs. UC Santa Barbara	9/19/1997	L	1-3		20
	COLORADO STATE	9/5/2000	L	1-3		
	at Nebraska	10/1/2003	L	0-3		
	NEBRASKA	9/22/2004	L	0-3		25
	at Hawai'i	9/2/2006	L	0-3		
	at Texas	9/29/2007	L	0-3		
	CALIFORNIA	11/5/2011	L	1-3		
	at Southern California	10/21/2012	L	0-3		
	at Southern California	11/29/2013	L	0-3		
	at Stanford	11/19/2015	L	1-3		
	STANFORD	10/7/2016	L	1-3		19
	at Washington	10/16/2016	L	0-3		
8	at Nebraska	10/8/1988	L	1-3		
	TEXAS	9/3/1989	L	2-3		
	PENN STATE	10/6/1990	L	1-3		
	NEBRASKA	10/26/1991	L	0-3		
	vs. Nebraska	11/27/1993	W	3-2	Big 8	9
	TEXAS	10/18/1996	L	2-3		
	at Texas	11/30/1996	W	3-2		
	at Colorado State	10/15/2001	L	0-3		20
	at Kansas State	10/18/2003	L	0-3		
	MISSOURI	9/21/2005	L	0-3		

HISTORY



# HISTORY VS. RANKED TEAMS

Rk	Opponent	Date	W/L	Score	Other	CUR
	at Missouri	10/29/2005	W	3-2		
	TEXAS	10/28/2006	L	0-3		
	FLORIDA	9/11/2008	L	1-3		
	at Florida	8/29/2009	L	0-3		
	NEBRASKA	9/19/2009	L	0-3		
	at Nebraska	11/28/2009	L	0-3		
	at Washington	11/2/2012	L	0-3		
	SOUTHERN CALIFORNIA	11/10/2012	L	0-3		
	at Stanford	10/12/2013	L	0-3		
	WASHINGTON	11/18/2016	L	1-3		
9	at Nebraska	9/27/1991	L	0-3		
	vs. Illinois	9/11/1993	W	3-2		11
	TEXAS	11/28/1997	W	3-2		23
	STANFORD	9/12/1998	L	2-3		12
	at Colorado State	12/1/2001	L	2-3	NCAA	
	vs. Ohio State	8/31/2002	L	2-3		21
	IOWA STATE	10/31/2009	L	0-3		
	at Colorado State	12/6/2014	L	2-3	NCAA	19
	FLORIDA STATE	8/29/2015	W	3-2		24
	at UCLA	11/4/2015	L	0-3		
	at Washington	10/8/2017	L	0-3		25
10	at Colorado State	9/2/1987	L	0-3		
	at Colorado State	9/7/1988	L	1-3		
	vs. Southern California	11/14/1992	L	1-3		12
	at Kentucky	9/24/1994	L	0-3		9
	OHIO STATE	9/1/1995	W	3-1		12
	TEXAS A&M	10/19/1996	L	0-3		
	at Southern California	9/7/1997	L	2-3		22
	at Texas	10/13/1999	L	0-3		20
	NEBRASKA	11/26/2003	L	1-3		
	COLORADO STATE	9/7/2004	L	0-3		
	TEXAS	11/3/2004	L	1-3		
	vs. UCLA	9/1/2006	L	0-3		
	at Iowa State	9/16/2009	L	0-3		
	TEXAS	10/30/2010	L	0-3		
	WASHINGTON	11/19/2011	L	0-3		
	at Minnesota	12/7/2013	L	2-3	NCAA	
11	SOUTHERN CALIFORNIA	9/1/1988	L	0-3		
	vs. Pepperdine	9/13/1991	W	3-2		
	vs. Pacific	10/8/1993	L	0-3		12
	NEBRASKA	10/13/1993	W	3-2		12
	at Texas	10/18/1997	L	0-3		19
	vs. UCLA	8/30/2002	L	1-3		21
	vs. Penn State	8/29/2003	L	1-3		
	KANSAS STATE	11/1/2003	L	1-3		
	TEXAS	11/9/2005	L	2-3		25
	CALIFORNIA	9/2/2007	W	3-2		
	at Texas	10/6/2010	L	0-3		
	UCLA	9/27/2013	W	3-2		
	WASHINGTON	11/3/2017	W	3-0		
12	at Illinois	9/12/1992	L	1-3		16
	at Nebraska	10/30/1993	L	0-3		10
	WISCONSIN	8/31/1996	L	1-3		22
	at Texas A&M	10/17/1997	L	0-3		19
	at Texas	11/20/1998	L	1-3		15
	at Nebraska	10/9/1999	L	1-3		20
	NEBRASKA	11/10/1999	L	1-3		22
	TEXAS	11/20/1999	L	2-3		19
	at Kansas State	11/17/2007	L	0-3		
	IOWA STATE	10/20/2010	L	1-3		
	UCLA	10/2/2016	W	3-1		20
	at UCLA	10/28/2016	L	2-3		
	OREGON	9/30/2017	W	3-0		

Rk	Opponent	Date	W/L	Score	Other	CUR
13	vs. Oklahoma	11/25/1988	W	3-0	Big 8	
	vs. UC Santa Barbara	9/2/1989	W	3-0		
	at Penn State	9/8/1990	L	0-3		
	NOTRE DAME	9/15/1994	L	1-3		15
	TEXAS	10/17/1998	L	2-3		12
	at Oregon	9/27/2014	L	1-3		
	at Arizona State	10/24/2015	L	1-3		
	PENN STATE	9/3/2016	W	3-2		
	at Washington State	10/14/2016	W	3-2		
	STANFORD	11/4/2016	L	1-3		
	UCLA	10/21/2017	L	2-3		
14	vs. Ohio State	9/11/1992	L	2-3		16
	TEXAS A&M	10/24/2001	L	0-3		24
	at Texas A&M	11/7/2004	L	0-3		
	at Oklahoma	11/18/2006	L	2-3		
	KANSAS STATE	11/12/2008	L	1-3		
	ARIZONA	10/5/2014	W	3-0		
	at Arizona	10/23/2015	W	3-1		
15	at Arizona	9/14/1990	L	0-3		
	at Penn State	12/7/1991	L	2-3	NCAA	
	TEXAS A&M	10/16/1998	W	3-1		12
	vs. Wisconsin	9/8/2000	L	0-3		
	KANSAS STATE	9/15/2004	W	3-0		
	at Colorado State	8/31/2010	L	0-3		
	OREGON	9/23/2011	L	0-3		
	at Arizona	10/31/2014	W	3-1		
	UCLA	11/6/2014	L	0-3		21
	at San Diego	9/9/2016	L	0-3		18
	at Oregon	10/27/2017	W	3-2		
	UTAH	11/24/2017	L	1-3		
16	OKLAHOMA	10/13/1988	L	1-3		
	at BYU	9/1/1990	L	1-3		
	at Texas A&M	11/29/1996	L	0-3		
	TEXAS A&M	11/29/1997	L	1-3		23
	at Notre Dame	9/6/1998	W	3-0		12
	at Texas A&M	10/23/1999	L	1-3		24
	TEXAS A&M	11/24/1999	L	0-3		19
	at BYU	9/6/2001	L	2-3		23
	at Texas A&M	10/3/2001	W	3-2		
	TEXAS A&M	10/20/2004	L	1-3		
	KANSAS STATE	9/22/2007	L	2-3		
	at Iowa State	11/21/2010	L	0-3		
	at Oregon	10/30/2011	L	0-3		
	vs. Illinois	9/20/2014	L	1-3		
	at Oregon	11/10/2016	L	1-3		
	at Utah	9/22/2017	L	1-3		25
17	vs. Penn State	9/9/1989	W	3-2		
	at BYU	9/8/1995	W	3-1		12
	at Kansas State	11/3/1999	W	3-2		24
	COLORADO STATE	9/10/2002	W	3-1		
	TEXAS A&M	9/21/2002	W	3-2		
	MISSOURI	9/13/2006	W	3-2		
	ARIZONA STATE	10/3/2014	L	2-3		
	at UCLA	10/12/2014	W	3-1		
	ILLINOIS	9/4/2016	W	3-2		
	at Utah	11/25/2016	W	3-2		
	at Southern California	11/11/2017	L	2-3		25
18	at Long Beach State	11/13/1987	L	0-3		
	vs. San Jose State	9/8/1989	L	0-3		
	COLORADO STATE	9/12/1989	L	1-3		
	at Minnesota	12/2/1989	L	1-3	NCAA	
	TEXAS A&M	11/12/2003	W	3-2		

# HISTORY VS. RANKED TEAMS



Rk	Opponent	Date	W/L	Score	Other	CUR
	at Texas	9/14/2005	L	1-3		
	at Kansas State	9/20/2008	L	0-3		
	at UCLA	11/9/2017	L	0-3		25
	at Baylor	12/2/2017	W	3-0		
19	at Illinois	12/5/1998	L	0-3	NCAA	17
	at Utah	9/8/2001	L	2-3		23
	NEW MEXICO STATE	11/30/2006	W	3-0	NCAA	
	BAYLOR	10/3/2009	L	0-3		
	at Arizona State	11/2/2014	W	3-2		
	SOUTHERN CALIFORNIA	11/9/2014	L	0-3		21
	ARIZONA	11/14/2015	W	3-0		
	SOUTHERN CALIFORNIA	10/20/2017	W	3-0		
20	at Colorado State	10/5/1993	W	3-1		12
	GEORGIA TECH	9/3/1995	L	2-3		12
	vs. Georgia	9/7/1995	L	2-3		12
	at Texas Tech	10/25/1996	W	3-2		
	at Kansas State	11/16/1996	W	3-1		
	SAN DIEGO	9/10/2004	W	3-2		
	at Kansas State	11/10/2004	L	1-3		
	KANSAS STATE	10/12/2005	W	3-2		
	at Southern California	10/10/2014	L	0-3		
21	COLORADO STATE	9/17/1996	L	0-3		
	TEXAS TECH	11/23/1996	W	3-0		22
	NOTRE DAME	9/13/1997	W	3-0		13
	KANSAS STATE	11/7/1998	L	1-3		
	TEXAS A&M	11/1/2000	W	3-0		
	at Missouri	11/4/2006	L	1-3		
	OKLAHOMA	10/24/2007	L	1-3		
	COLORADO STATE	9/10/2008	L	1-3		
	at Baylor	11/11/2009	L	0-3		
	at Oregon	10/18/2013	L	0-3		
	ARIZONA STATE	11/12/2015	W	3-2		
22	at Texas A&M	11/21/1998	L	2-3		15
	at Kansas State	11/27/1998	W	3-1		17
	at Texas A&M	10/17/2009	L	1-3		
	CALIFORNIA	11/9/2013	L	1-3		
	at Oregon	10/2/2015	W	3-2		
	at Colorado State	9/16/2017	W	3-2		
23	vs. Illinois	12/5/1993	W	3-0	NCAA	9
	TEXAS TECH	11/13/1998	W	3-1		15
	at Colorado State	9/1/1999	L	0-3		19
	KANSAS STATE	10/2/1999	L	1-3		21
	at Texas A&M	9/23/2000	L	1-3		
	at Utah	11/28/2014	L	1-3		18
	SOUTHERN CALIFORNIA	9/30/2016	L	1-3		20
	OREGON	10/22/2016	L	1-3		
24	at Northern Iowa	11/29/1995	L	0-3	NCAA	
	at Colorado State	9/16/1997	L	1-3		20
	at Texas Tech	10/7/2000	W	3-2		
	at Missouri	10/18/2000	L	0-3		
	KANSAS STATE	11/18/2000	L	0-3		
	MISSOURI	11/25/2000	W	3-0		
	LOYOLA MARYMOUNT	8/31/2001	W	3-1		
	at Missouri	11/13/2002	L	1-3		
	at Missouri	10/22/2003	L	0-3		
	at Texas A&M	10/16/2005	W	3-2		
	vs. San Diego	9/11/2009	L	0-3		
	at Southern California	10/29/2016	L	0-3		

Rk	Opponent	Date	W/L	Score	Other	CUR
25	at Wyoming	10/11/1994	W	3-0		17
	ORAL ROBERTS	12/4/1996	W	3-1	NCAA	
	KANSAS STATE	10/6/2001	W	3-1		
	at Kansas State	11/10/2001	L	1-3		21
	TEXAS	10/16/2002	L	0-3		
	at Texas A&M	9/24/2003	L	2-3		
	at Oklahoma	9/26/2007	L	2-3		
	ARIZONA	10/25/2013	W	3-0		
	at Utah	11/25/2016	W	3-2		



The Buffs celebrate after defeating No. 1 Nebraska in front of a Coors Events Center record crowd of 4,111, earning their first win against a top-ranked opponent on Nov. 11, 2006.



Colorado defeats top-ranked Washington on Oct. 4, 2013, earning its first conference win against the Huskies since joining the Pac-12.



CU knocks off No. 2 Washington, on Nov. 13, 2014, its second win ever against a No. 2 ranked team.





# HISTORY VS. RANKED TEAMS BY SEASON

R#	Team	Result	Date	CUR
----	------	--------	------	-----

## 1986

None

## 1987 (0-6)

10	at Colorado State	L, 0-3	9/2/87	
4	STANFORD	L, 0-3	9/6/87	
4	NEBRASKA	L, 0-3	10/2/87	
7	at Nebraska	L, 0-3	10/29/87	
5	COLORADO STATE	L, 1-3	11/3/87	
18	at Long Beach State	L, 0-3	11/13/87	

(Home: 0-3; Away: 0-3)

## 1988 (1-7)

11	SOUTHERN CALIFORNIA	L, 0-3	9/1/88	
10	at Colorado State	L, 1-3	9/7/88	
8	at Nebraska	L, 1-3	10/8/88	
16	OKLAHOMA	L, 1-3	10/13/88	
5	NEBRASKA	L, 0-3	11/10/88	
2	at Stanford	L, 0-3	11/21/88	
13	vs. Oklahoma	W, 3-0	11/25/88	
5	vs. Nebraska	L, 1-3	11/26/88	

(Home: 0-3; Away: 0-3; Neutral: 1-1)

## 1989 (2-7)

13	vs. UC-Santa Barbara	W, 3-0	9/2/89	
8	TEXAS	L, 2-3	9/3/89	
18	vs. San Jose State	L, 0-3	9/8/89	
17	vs. Penn State	W, 3-2	9/9/89	
18	COLORADO STATE	L, 1-3	9/12/89	
5	NEBRASKA	L, 0-3	9/30/89	
4	at Nebraska	L, 1-3	10/14/89	
7	at Texas	L, 2-3	11/17/89	
18	at Minnesota	L, 1-3	12/2/89	

(Home: 0-3; Away: 0-3; Neutral: 2-1)

## 1990 (0-7)

16	at BYU	L, 1-3	9/1/90	
13	at Penn State	L, 0-3	9/8/90	
15	at Arizona	L, 0-3	9/14/90	
8	PENN STATE	L, 1-3	10/6/90	
4	at Nebraska	L, 0-3	10/27/90	
2	NEBRASKA	L, 2-3	11/13/90	
2	vs. Nebraska	L, 0-3	11/24/90	

(Home: 0-2; Away: 0-4; Neutral: 0-1)

## 1991 (1-6)

2	STANFORD	L, 0-3	9/6/91	
11	vs. Pepperdine	W, 3-2	9/13/91	
9	at Nebraska	L, 0-3	9/27/91	
8	NEBRASKA	L, 0-3	10/26/91	
7	at Texas	L, 2-3	11/1/91	
7	vs. Nebraska	L, 0-3	11/30/91	
15	at Penn State	L, 2-3	12/7/91	

(Home: 0-2; Away: 0-3; Neutral: 1-1)

## 1992 (1-7)

14	vs. Ohio State	L, 2-3	9/11/92	16
12	at Illinois	L, 1-3	9/12/92	16
5	at Nebraska	L, 0-3	10/24/92	13
5	NEBRASKA	L, 2-3	11/4/92	13
1	at UCLA	L, 0-3	11/13/92	12
10	vs. Southern California	L, 1-3	11/14/92	12
7	vs. Nebraska	W, 3-1	11/28/92	15
7	at Nebraska	L, 1-3	12/3/92	15

(Home: 0-1; Away: 0-4; Neutral: 1-2)

R#	Team	Result	Date	CUR
----	------	--------	------	-----

## 1993 (5-6)

2	vs. Long Beach State	L, 1-3	9/10/93	11
9	vs. Illinois	W, 3-2	9/11/93	11
10	at Kentucky	L, 0-3	9/24/93	9
20	at Colorado State	W, 3-1	10/5/93	12
11	vs. Pacific	L, 0-3	10/8/93	12
3	vs. Texas	L, 1-3	10/9/93	12
11	NEBRASKA	W, 3-2	10/13/93	12
12	at Nebraska	L, 0-3	10/30/93	10
8	vs. Nebraska	W, 3-2	11/27/93	9
23	ILLINOIS	W, 3-0	12/5/93	9
7	vs. Penn State	L, 2-3	12/9/93	9

(Home: 2-0; Away: 1-2; Neutral: 2-4)

## 1994 (1-7)

6	BYU	L, 1-3	9/2/94	14
5	at Ohio State	L, 0-3	9/11/94	14
13	NOTRE DAME	L, 1-3	9/15/94	
15				
25	at Wyoming	W, 3-0	10/11/94	17
2	at Nebraska	L, 0-3	10/29/94	14
2	NEBRASKA	L, 0-3	11/16/94	13
1	vs. Nebraska	L, 1-3	11/26/94	13
1	at Nebraska	L, 0-3	12/9/94	13

(Home: 0-3; Away: 1-3; Neutral: 0-1)

## 1995 (2-7)

10	OHIO STATE	W, 3-1	9/1/95	12
20	GEORGIA TECH	L, 2-3	9/3/95	12
20	vs. Georgia	L, 2-3	9/7/95	12
17	at BYU	W, 3-1	9/8/95	12
7	at Notre Dame	L, 0-3	9/23/95	15
7	at Notre Dame	L, 0-3	9/24/95	15
1	NEBRASKA	L, 0-3	9/27/95	16
1	at Nebraska	L, 0-3	10/21/95	
24	at Northern Iowa	L, 0-3	11/29/95	

(Home: 1-2; Away: 1-4; Neutral: 0-1)

## 1996 (5-8)

12	WISCONSIN	L, 1-3	8/31/96	22
21	COLORADO STATE	L, 0-3	9/17/96	
6	NEBRASKA	L, 0-3	10/9/96	
8	TEXAS	L, 2-3	10/18/96	
10	TEXAS A&M	L, 0-3	10/19/96	
20	at Texas Tech	W, 3-2	10/25/96	
7	at Nebraska	L, 0-3	10/30/96	
20	at Kansas State	W, 3-1	11/16/96	
21	TEXAS TECH	W, 3-0	11/23/96	
16	at Texas A&M	L, 0-3	11/29/96	
8	at Texas	W, 3-2	11/30/96	
25	ORAL ROBERTS	W, 3-1	12/4/96	
5	at Hawai'i	L, 0-3	12/8/96	

(Home: 2-5; Away: 3-3)

# HISTORY VS. RANKED TEAMS BY SEASON



R#	Team	Result	Date	CUR
<b>1997 (4-8)</b>				
10	at Southern California	L, 2-3	9/7/97	22
21	NOTRE DAME	W, 3-0	9/13/97	22
24	at Colorado State	L, 1-3	9/16/97	20
7	vs. UC-Santa Barbara	L, 1-3	9/19/97	20
4	at Stanford	L, 0-3	9/20/97	20
5	at Nebraska	W, 3-2	10/8/97	22
12	at Texas A&M	L, 0-3	10/17/97	19
11	at Texas	L, 0-3	10/18/97	19
4	NEBRASKA	W, 3-0	10/28/97	20
9	TEXAS	W, 3-2	11/28/97	23
16	TEXAS A&M	L, 1-3	11/29/97	23
3	at Stanford	L, 0-3	12/12/97	14

(Home: 3-1; Away: 1-6; Neutral: 0-1)

<b>1998 (4-8)</b>				
16	at Notre Dame	W, 3-0	9/6/98	12
9	STANFORD	L, 2-3	9/12/98	12
15	TEXAS A&M	W, 3-1	10/16/98	12
13	TEXAS	L, 2-3	10/17/98	12
3	at Nebraska	L, 0-3	11/4/98	13
21	KANSAS STATE	L, 1-3	11/7/98	13
23	TEXAS TECH	W, 3-1	11/13/98	15
12	at Texas	L, 1-3	11/20/98	15
22	at Texas A&M	L, 2-3	11/21/98	15
3	NEBRASKA	L, 0-3	11/25/98	17
22	at Kansas State	W, 3-1	11/27/98	17
19	at Illinois	L, 0-3	12/5/98	17

(Home: 2-4; Away: 2-4)

<b>1999 (1-10)</b>				
23	at Colorado State	L, 0-3	9/1/99	19
3	at Hawai'i	L, 0-3	9/17/99	22
4	vs. Long Beach State	L, 1-3	9/18/99	22
23	KANSAS STATE	L, 1-3	10/2/99	21
12	at Nebraska	L, 1-3	10/9/99	20
10	at Texas	L, 0-3	10/13/99	20
16	at Texas A&M	L, 1-3	10/23/99	24
17	at Kansas State	W, 3-2	11/3/99	24
12	NEBRASKA	L, 1-3	11/10/99	22
12	TEXAS	L, 2-3	11/20/99	19
16	TEXAS A&M	L, 0-3	11/24/99	19

(Home: 0-4; Away: 1-5; Neutral: 0-1)

<b>2000 (3-8)</b>				
7	COLORADO STATE	L, 1-3	9/5/00	
15	vs. Wisconsin	L, 0-3	9/8/00	
23	at Texas A&M	L, 1-3	9/23/00	
1	NEBRASKA	L, 0-3	9/27/00	
24	at Texas Tech	W, 3-2	10/7/00	
24	at Missouri	L, 0-3	10/18/00	
21	TEXAS A&M	W, 3-0	11/1/00	
1	at Nebraska	L, 0-3	11/4/00	
24	KANSAS STATE	L, 0-3	11/18/00	
24	MISSOURI	W, 3-0	11/25/00	
6	at Colorado State	L, 2-3	12/2/00	

(Home: 2-3; Away: 1-4; Neutral: 0-1)

R#	Team	Result	Date	CUR
<b>2001 (3-8)</b>				
24	LOYOLA MARYMOUNT	W, 3-1	8/31/01	
16	at BYU	L, 2-3	9/6/01	23
19	at Utah	L, 2-3	9/8/01	23
1	NEBRASKA	L, 0-3	9/19/01	
16	at Texas A&M	W, 3-2	10/3/01	
25	KANSAS STATE	W, 3-1	10/6/01	
8	at Colorado State	L, 0-3	10/15/01	20
14	TEXAS A&M	L, 0-3	10/24/01	24
25	vs. Kansas State	L, 1-3	11/10/01	21
2	at Nebraska	L, 0-3	11/21/01	
9	at Colorado State	L, 2-3	12/1/01	

(Home: 2-2; Away: 1-5; Neutral: 0-1)

<b>2002 (2-7)</b>				
11	vs. UCLA	L, 1-3	8/30/02	21
9	vs. Ohio State	L, 2-3	8/31/02	21
4	at Hawai'i	L, 0-3	9/1/02	21
17	COLORADO STATE	W, 3-1	9/10/02	
17	TEXAS A&M	W, 3-2	9/21/02	
5	at Nebraska	L, 0-3	10/2/02	
25	TEXAS	L, 0-3	10/16/02	
4	NEBRASKA	L, 0-3	10/30/02	
24	at Missouri	L, 1-3	11/13/02	

(Home: 2-2; Away: 0-3; Neutral: 0-2)

<b>2003 (1-7)</b>				
11	vs. Penn State	L, 1-3	8/29/03	
25	at Texas A&M	L, 2-3	9/24/03	
7	at Nebraska	L, 0-3	10/1/03	
8	at Kansas State	L, 0-3	10/18/03	
24	at Missouri	L, 0-3	10/22/03	
11	KANSAS STATE	L, 1-3	11/1/03	
18	TEXAS A&M	W, 3-2	11/12/03	
10	NEBRASKA	L, 1-3	11/26/03	

(Home: 1-2; Away: 0-4; Neutral: 0-1)

<b>2004 (2-8)</b>				
10	COLORADO STATE	L, 0-3	9/7/04	
20	SAN DIEGO	W, 3-2	9/10/04	
15	KANSAS STATE	W, 3-0	9/15/04	
7	NEBRASKA	L, 0-3	9/22/04	25
16	TEXAS A&M	L, 1-3	10/20/04	
4	at Nebraska	L, 0-3	10/27/04	
10	TEXAS	L, 1-3	11/3/04	
14	at Texas A&M	L, 0-3	11/7/04	
20	at Kansas State	L, 1-3	11/10/04	
2	vs. Hawai'i	L, 1-3	12/2/04	

(Home: 2-4; Away: 0-3; Neutral: 0-1)

<b>2005 (3-7)</b>				
3	STANFORD	L, 0-3	9/8/05	
18	at Texas	L, 1-3	9/14/05	
1	NEBRASKA	L, 0-3	9/17/05	
8	MISSOURI	L, 0-3	9/21/05	
20	KANSAS STATE	W, 3-2	10/12/05	
24	at Texas A&M	W, 3-2	10/16/05	
8	at Missouri	W, 3-2	10/29/05	
11	TEXAS	L, 2-3	11/9/05	25
1	at Nebraska	L, 0-3	11/23/05	
4	vs. Florida	L, 0-3	11/25/05	

(Home: 1-4; Away: 2-2; Neutral: 0-1)





# HISTORY VS. RANKED TEAMS BY SEASON

R#	Team	Result	Date	CUR
<b>2006 (3-9)</b>				
10	vs. UCLA	L, 0-3	9/1/06	
7	at Hawai'i	L, 0-3	9/2/06	
5	vs. Florida	L, 0-3	9/3/06	
17	MISSOURI	W, 3-2	9/13/06	
5	at Texas	L, 0-3	9/20/06	
1	at Nebraska	L, 0-3	10/14/06	
8	TEXAS	L, 0-3	10/28/06	
21	at Missouri	L, 1-3	11/4/06	
1	NEBRASKA	W, 3-2	11/11/06	
14	at Oklahoma	L, 2-3	11/18/06	
19	NEW MEXICO STATE	W, 3-0	11/30/06	
3	WASHINGTON	L, 1-3	12/1/06	
(Home: 3-2; Away: 0-5; Neutral: 0-2)				
<b>2007 (1-8)</b>				
11	CALIFORNIA	W, 3-2	9/2/07	
16	KANSAS STATE	L, 2-3	9/22/07	
25	at Oklahoma	L, 2-3	9/26/07	
7	at Texas	L, 0-3	9/29/07	
2	NEBRASKA	L, 0-3	10/6/07	
21	OKLAHOMA	L, 1-3	10/24/07	
5	TEXAS	L, 0-3	10/27/07	
2	at Nebraska	L, 0-3	11/7/07	
12	at Kansas State	L, 0-3	11/17/07	
(Home: 1-4; Away: 0-4)				
<b>2008 (1-7)</b>				
21	COLORADO STATE	L, 1-3	9/10/08	
8	FLORIDA	L, 1-3	9/11/08	
18	at Kansas State	L, 0-3	9/20/08	
2	at Nebraska	L, 0-3	10/4/08	
3	TEXAS	L, 1-3	10/11/08	
2	NEBRASKA	W, 3-1	10/29/08	
14	KANSAS STATE	L, 1-3	11/12/08	
3	at Texas	L, 0-3	11/29/08	
(Home: 1-4; Away: 0-3)				
<b>2009 (0-11)</b>				
8	at Florida	L, 0-3	8/29/09	
24	vs. San Diego	L, 0-3	9/11/09	
10	at Iowa State	L, 0-3	9/16/09	
8	NEBRASKA	L, 0-3	9/19/09	
2	TEXAS	L, 0-3	9/23/09	
19	BAYLOR	L, 0-3	10/3/09	
22	at Texas A&M	L, 1-3	10/17/09	
2	at Texas	L, 0-3	10/24/09	
9	IOWA STATE	L, 0-3	10/31/09	
21	at Baylor	L, 0-3	11/11/09	
8	at Nebraska	L, 0-3	11/28/09	
(Home: 0-4; Away: 0-6; Neutral: 0-1)				
<b>2010 (0-7)</b>				
15	at Colorado State	L, 0-3	8/31/10	
4	at Nebraska	L, 0-3	9/18/10	
11	at Texas	L, 0-3	10/6/10	
12	IOWA STATE	L, 1-3	10/20/10	
10	TEXAS	L, 0-3	10/30/10	
5	NEBRASKA	L, 0-3	11/13/10	
16	at Iowa State	L, 0-3	11/21/10	
(Home: 0-3; Away: 0-4)				

R#	Team	Result	Date	CUR
<b>2011 (0-12)</b>				
1	at California	L, 0-3	9/16/11	
2	at Stanford	L, 0-3	9/17/11	
15	OREGON	L, 0-3	9/23/11	
5	SOUTHERN CALIFORNIA	L, 0-3	9/30/11	
2	UCLA	L, 0-3	10/2/11	
3	at Washington	L, 0-3	10/7/11	
6	at UCLA	L, 1-3	10/21/11	
3	at Southern California	L, 0-3	10/22/11	
16	at Oregon	L, 0-3	10/30/11	
3	STANFORD	L, 1-3	11/3/11	
7	CALIFORNIA	L, 1-3	11/5/11	
10	WASHINGTON	L, 0-3	11/19/11	
(Home: 0-6; Away: 0-6)				
<b>2012 (0-9)</b>				
2	at Oregon	L, 0-3	9/29/12	
2	WASHINGTON	L, 0-3	10/7/12	
6	at UCLA	L, 0-3	10/19/12	
7	at Southern California	L, 0-3	10/21/12	
3	OREGON	L, 0-3	10/26/12	
8	at Washington	L, 0-3	11/2/12	
6	UCLA	L, 0-3	11/9/12	
8	SOUTHERN CALIFORNIA	L, 0-3	11/10/12	
2	at Stanford	L, 1-3	11/21/12	
(Home: 0-4; Away: 0-5)				
<b>2013 (3-7)</b>				
11	UCLA	W, 3-2	9/27/13	
1	WASHINGTON	W, 3-1	10/4/13	
8	at Stanford	L, 0-3	10/12/13	
21	at Oregon	L, 0-3	10/18/13	
25	ARIZONA	W, 3-0	10/25/13	
3	at Washington	L, 0-3	11/3/13	
6	STANFORD	L, 0-3	11/8/13	
22	CALIFORNIA	L, 1-3	11/9/13	
7	at Southern California	L, 0-3	11/29/13	
10	at Minnesota	L, 2-3	12/7/13	
(Home: 3-2; Away: 0-5)				
<b>2014 (5-11)</b>				
16	vs. Illinois	L, 1-3	9/20/14	
13	at Oregon	L, 1-3	9/27/14	
17	ARIZONA STATE	L, 2-3	10/3/14	
14	ARIZONA	W, 3-0	10/5/14	
20	at Southern California	L, 0-3	10/10/14	
17	at UCLA	W, 3-1	10/12/14	
1	STANFORD	L, 2-3	10/17/14	
3	at Washington	L, 0-3	10/26/14	
15	at Arizona	W, 3-1	10/31/14	
19	at Arizona State	W, 3-2	11/2/14	
15	UCLA	L, 0-3	11/6/14	21
19	SOUTHERN CALIFORNIA	L, 0-3	11/9/14	21
2	WASHINGTON	W, 3-2	11/13/14	22
1	at Stanford	L, 0-3	11/22/14	19
23	at Utah	L, 1-3	11/28/14	18
9	at Colorado State	L, 2-3	12/6/14	19
(Home: 2-4; Away: 3-6; Neutral: 0-1)				

# HISTORY VS. RANKED TEAMS BY SEASON



R#	Team	Result	Date	CUR
<b>2015 (6-8)</b>				
9	FLORIDA STATE	W, 3-2	8/29/15	24
1	at Penn State	L, 0-3	9/4/15	21
6	vs. Illinois	L, 0-3	9/5/15	21
6	at Washington	L, 0-3	9/27/15	
22	at Oregon	W, 3-2	10/2/15	
1	SOUTHERN CALIFORNIA	L, 2-3	10/9/15	
12	UCLA	L, 0-3	10/11/15	
6	STANFORD	W, 3-1	10/18/15	
14	at Arizona	W, 3-1	10/23/15	
13	at Arizona State	L, 1-3	10/24/15	
9	at UCLA	L, 0-3	11/4/15	
2	at Southern California	L, 1-3	11/6/15	
21	ARIZONA STATE	W, 3-2	11/12/15	
19	ARIZONA	W, 3-0	11/14/15	
7	at Stanford	L, 1-3	11/19/15	

(Home: 4-2; Away: 2-6; Neutral: 0-1)

<b>2016 (5-10)</b>				
13	PENN STATE	W, 3-2	9/3/16	
17	ILLINOIS	W, 3-2	9/4/16	
15	at San Diego	L, 0-3	9/9/16	18
23	SOUTHERN CALIFORNIA	L, 2-3	9/30/16	20
12	UCLA	W, 3-1	10/2/16	20
7	at Stanford	L, 1-3	10/7/16	19
13	at Washington State	W, 3-2	10/14/16	
7	at Washington	L, 0-3	10/16/16	
23	OREGON	L, 1-3	10/22/16	
12	at UCLA	L, 2-3	10/28/16	
24	at Southern California	L, 0-3	10/29/16	
13	STANFORD	L, 1-3	11/4/16	
16	at Oregon	L, 1-3	11/10/16	
8	WASHINGTON	L, 1-3	11/18/16	
17	at Utah	W, 3-2	11/25/16	

(Home: 3-4; Away: 2-6; Neutral: 0-0)

<b>2017 (6-9)</b>				
3	vs. Penn State	L, 0-3	9/8/17	
22	at Colorado State	W, 3-2	9/16/17	
16	at Utah	L, 1-3	9/22/17	25
4	STANFORD	L, 2-3	9/24/17	25
12	OREGON	W, 3-1	9/30/17	
9	at Washington	L, 0-3	10/8/17	25
19	SOUTHERN CALIFORNIA	W, 3-0	10/20/17	
13	UCLA	L, 2-3	10/21/17	
15	at Oregon	W, 3-2	10/27/17	
11	WASHINGTON	W, 3-0	11/3/17	
18	at UCLA	L, 0-3	11/9/17	25
17	at Southern California	L, 2-3	11/11/17	25
15	UTAH	L, 1-3	11/24/17	
18	at Baylor	W, 3-0	12/2/17	
5	vs. Nebraska	L, 0-3	12/8/17	

(Home: 3-3; Away: 3-4; Neutral: 0-2)

## Colorado vs. Ranked Teams By School

School	Top 10	W	L
Arizona	0-0	5	1
Arizona State	0-0	2	2
Baylor	0-0	1	2
BYU	0-1	1	3
California	0-2	1	3
Colorado State	0-9	3	16
Florida	0-4	0	4
Florida State	1-0	1	0
Georgia	0-0	0	1
Georgia Tech	0-0	0	1
Hawai'i	0-4	0	5
Illinois	1-1	3	4
Iowa State	0-2	0	4
Kansas State	0-1	6	11
Kentucky	0-1	0	1
Long Beach State	0-2	0	3
Loyola Marymount	0-0	1	0
Minnesota	0-1	0	2
Missouri	1-1	3	5
Nebraska	6-47	7	49
New Mexico State	0-0	1	0
Northern Iowa	0-0	0	1
Notre Dame	0-2	2	3
Ohio State	1-2	1	3
Oklahoma	0-0	1	4
Oral Roberts	0-0	1	0
Oregon	0-2	3	8
Pacific	0-0	0	1
Penn State	0-4	2	7
Pepperdine	0-0	0	1
San Diego	0-0	1	2
San Jose State	0-0	0	1
Southern California	0-8	1	15
Stanford	1-18	1	18
Texas	2-17	2	24
Texas A&M	0-1	6	13
Texas Tech	0-0	3	0
UC-Santa Barbara	0-1	1	1
UCLA	0-7	2	14
Utah	0-0	1	4
Washington	2-13	3	13
Washington State	0-0	1	0
Wisconsin	0-0	0	2
Wyoming	0-0	1	0



# COLORADO IN THE POLLS

## 1992 Ranking

Preseason	19
Sept. 8, 1992	16
Sept. 15, 1992	16
Sept. 22, 1992	16
Sept. 29, 1992	16
Oct. 6, 1992	18
Oct. 13, 1992	15
Oct. 20, 1992	13
Oct. 27, 1992	14
Nov. 3, 1992	13
Nov. 10, 1992	12
Nov. 17, 1992	15
Final	15

## 1993 Ranking

Preseason	12
Sept. 7, 1993	11
Sept. 14, 1993	8
Sept. 21, 1993	9
Sept. 28, 1993	11
Oct. 5, 1993	12
Oct. 12, 1993	12
Oct. 19, 1993	11
Oct. 26, 1993	10
Nov. 2, 1993	10
Nov. 9, 1993	9
Nov. 16, 1993	9
Final	9

## 1994 Ranking

Preseason	14
Sept. 6, 1994	14
Sept. 13, 1994	15
Sept. 20, 1994	18
Sept. 27, 1994	19
Oct. 4, 1994	17
Oct. 11, 1994	17
Oct. 18, 1994	15
Oct. 25, 1994	14

Nov. 1, 1994	14
Nov. 8, 1994	14
Nov. 15, 1994	13
Final	13

## 1995 Ranking

Preseason	12
Sept. 5, 1995	12
Sept. 12, 1995	15
Sept. 19, 1995	15
Sept. 26, 1995	16
Oct. 3, 1995	20
Oct. 10, 1995	24

## 1996 Ranking

Preseason	22
-----------	----

## 1997 Ranking

Preseason	23
Sept. 2, 1997	22
Sept. 9, 1997	22
Sept. 16, 1997	20
Sept. 23, 1997	24
Sept. 30, 1997	23
Oct. 7, 1997	22
Oct. 14, 1997	19
Oct. 21, 1997	20
Oct. 28, 1997	23
Nov. 4, 1997	22
Nov. 11, 1997	22
Nov. 18, 1997	22
Nov. 25, 1997	23
Dec. 2, 1997	20
Final	14

## 1998 Ranking

Preseason	12
Sept. 8, 1998	12
Sept. 15, 1998	12
Sept. 22, 1998	12

Sept. 29, 1998	12
Oct. 6, 1998	12
Oct. 13, 1998	12
Oct. 20, 1998	13
Oct. 27, 1998	13
Nov. 3, 1998	13
Nov. 10, 1998	15
Nov. 17, 1998	15
Nov. 24, 1998	17
Dec. 1, 1998	17
Final	17

## 1999 Ranking

Preseason	19
Sept. 6, 1999	23
Sept. 13, 1999	22
Sept. 20, 1999	22
Sept. 27, 1999	21
Oct. 4, 1999	20
Oct. 11, 1999	20
Oct. 18, 1999	21
Oct. 25, 1999	20
Nov. 1, 1999	24
Nov. 8, 1999	22
Nov. 15, 1999	21
Nov. 22, 1999	21
Nov. 29, 1999	21

## 2001 Ranking

Sept. 3, 2001	23
Oct. 8, 2001	23
Oct. 15, 2001	20
Oct. 22, 2001	24
Oct. 29, 2001	22
Nov. 5, 2001	21
Nov. 12, 2001	25
Dec. 3, 2001	23
Final	23

## 2002 Ranking

Preseason	21
Sept. 23, 2002	23

## 2004 Ranking

Sept. 20, 2004	25
Sept. 27, 2004	25

## 2005 Ranking

Nov. 7, 2005	25
Nov. 14, 2005	24

## 2006 Ranking

Final	24
-------	----

## 2014 Ranking

Nov. 3, 2014	21
Nov. 10, 2014	22
Nov. 17, 2014	19
Nov. 24, 2014	18
Dec. 1, 2014	19
Final	21

## 2015 Ranking

Preseason	24
Aug. 31, 2015	21
Sept. 7, 2015	23

## 2016 Ranking

Sept. 5, 2016	18
Sept. 12, 2016	18
Sept. 19, 2016	16
Sept. 26, 2016	20
Oct. 3, 2016	19

## 2017 Ranking

Sept. 18, 2017	25
Oct. 2, 2017	25
Nov. 6, 2017	25
Final	19

## Poll Notes

Through 2017, CU has been ranked 126 weeks.

Colorado is 170-98 when ranked in the poll.

The Buffs have been ranked in the top 10 seven times.

The highest ranking for Colorado was eighth (Sept. 14, 1993).

# ALL-TIME ATTENDANCE



## Top Home Attendance

Attendance	Opponent	Date	Result
4,111	Nebraska	Nov. 11, 2006	W, 3-2
3,708	Nebraska	Oct. 6, 2007	L, 0-3
3,685	Nebraska	Nov. 16, 1994	L, 0-3
3,367	Nebraska	Nov. 25, 1998	L, 0-3
3,117	Arizona State	Oct. 12, 2012	W, 3-2
2,973	Nebraska	Nov. 13, 2010	L, 0-3
2,906	Nebraska	Sept. 27, 1995	L, 0-3
2,987	Nebraska	Sept. 19, 2001	L, 0-3
2,879	Nebraska	Nov. 4, 1992	L, 2-3
2,851	Arizona	Oct. 14, 2012	L, 1-3
2,846	Stanford	Oct. 17, 2014	L, 2-3
2,843	Texas	Sept. 3, 1989	L, 2-3
2,817	Nebraska	Oct. 29, 2008	W, 3-1
2,777	UCLA	Sept. 27, 2013	W, 3-2
2,635	Nebraska	Nov. 10, 1999	L, 1-3
2,549	Nebraska	Oct. 13, 1993	W, 3-2
2,517	Illinois	Dec. 5, 1993	W, 3-0*
2,453	Nebraska	Oct. 26, 1991	L, 0-3
2,446	Colorado State	Sept. 17, 2016	W, 3-1
2,316	Penn State	Sept. 3, 2016	W, 3-2
2,222	Arizona State	Nov. 18, 2017	W, 3-2
2,157	Colorado State	Nov. 16, 1993	W, 3-0
2,155	Nebraska	Sept. 19, 2009	L, 0-3
2,124	Nebraska	Nov. 26, 2003	L, 1-3
2,060	California	Nov. 5, 2011	L, 1-3
2,035	California	October 19, 2014	W, 3-1
2,022	Illinois	Sept. 4, 2016	W, 3-2
1,988	Nebraska	Sept. 27, 2000	L, 0-3
1,980	Stanford	Sept. 24, 2017	L, 2-3
1,974	Texas	Oct. 17, 1998	L, 2-3

## Top Road Attendance

Attendance	Opponent	Date	Result
12,504	at Nebraska	Nov. 4, 2000	L, 0-3
11,529	at Nebraska	Oct. 21, 1995	L, 0-3
9,495	vs. UCLA (at Hawaii)	Aug. 30, 2002	L, 1-3
9,256	at Hawaii	Dec. 8, 1996	L, 0-3*
8,500	at Kansas	Oct. 31, 1992	W, 3-1
7,123	at Hawaii	Sept. 1, 2002	L, 0-3
7,071	at Hawaii	Sept. 2, 2006	L, 0-3
6,674	at Hawaii	Sept. 17, 1999	L, 0-3
6,011	at Colorado State	Dec. 6, 2014	L, 2-3*
6,002	vs. Penn State (Minneapolis, Minn.)	Dec. 9, 1993	L, 2-3*
5,432	at Nebraska	Oct. 7, 1997	W, 3-2
5,399	vs. Northern Colo. (Ft. Collins, Colo.)	Dec. 5, 2014	W, 3-1*
5,036	vs. Nebraska (Omaha, Neb.)	Nov. 26, 1994	L, 1-3#
4,969	at Minnesota	Dec. 2, 1989	L, 0-3*
4,664	at Colorado State	Sept. 16, 2017	W, 3-2
4,607	at Nebraska	Oct. 29, 1994	L, 0-3
4,557	at Nebraska	Oct. 30, 1993	L, 0-3
4,538	at Nebraska	Oct. 24, 1992	L, 0-3
4,399	vs. Nebraska (Omaha, Neb.)	Nov. 24, 1990	L, 0-3#
4,223	at Nebraska	Nov. 21, 2001	L, 0-3

\*—NCAA Tournament; #—Big 8 Tournament



# MEDIA INFORMATION

## Dave Plati

### **Associate Athletic Director/Sports Information**

Football, Men's Golf,  
Skiing Contact



## Curtis Snyder

### **Assistant Athletic Director/Sports Information**

Football, Skiing Contact



## Troy Andre

### **Associate SID**

Men's Basketball  
Contact, Internet  
Managing Editor



## Linda Sprouse

### **Associate SID**

Women's Golf, Men's &  
Women's Cross Country,  
Lacrosse Contact



## Seth Pringle

### **Assistant SID**

Soccer, Women's Basketball Contact

## Shaun Wicen

### **Assistant SID**

Volleyball, Women's Tennis, Men's  
and Women's Track & Field Contact

## Rosie Jeffrey

### **Graduate Assistant**

Assistant Volleyball  
Contact



## Tommy Henderson

### **Graduate Assistant**

Assistant Football  
Contact



## Welcome to CU Volleyball

The University of Colorado Sports Information Service and volleyball head coach Jesse Mahoney would like to welcome you to the 2018 volleyball season. We encourage your involvement in CU volleyball and strive to provide the media with a professional atmosphere in which to cover our matches. For your benefit, please read through the following guidelines and give us a call at 303-492-5626 or pay us a visit on the fifth floor of the Champions Center on the northeast side of Folsom Field if we can be of any assistance.

## Practices

Practices are held in the late afternoon at the CU Events Center. All practices are open to the media. Please contact volleyball SID Shaun Wicen at 303-492-5626 if you wish to attend practice, with at least 24 hours notice.

## Interviews

All players and coaches are available for interviews throughout the week except on match days. All interviews must be made through volleyball SID Shaun Wicen at 303-492-5626, preferably with at least 24 hours notice. The best time to interview players is before practice and after matches.

## Media/Photo Credentials

Members of the media can gain admittance to matches only with the proper credentials. Credentials should be requested at least one day prior to the match through volleyball SID Shaun Wicen at 303-492-5626. All sports season credentials will also be honored at volleyball matches and seating is on a first-come, first-serve basis. Note: The above applies to all matches except NCAA Tournament matches.

## CU Events Center

All matches are scheduled for the CU Events Center near the southeast corner of campus. The CEC is located on Regent Dr., the first left off Colorado Avenue coming from U.S. 36. Parking is free. The media entrance is located at the Regent Drive entrance (on the second level) next to the volleyball offices.

## During The Match

Statistics will be distributed after every set and at the end of every match. The press row number is 303-492-1552 and the media room is 303-492-0712. The CU Events Center is also equipped for wireless internet access.

## Updated Notes/Statistics

Updated statistics, player and team information, Pac-12 Conference standings and upcoming opponent information will be available by Thursday of each week. If you wish to receive notes or stats, please call volleyball SID Shaun Wicen at 303-492-5626 or via e-mail at [shaun.wicin@colorado.edu](mailto:shaun.wicin@colorado.edu). You can also download the release on the internet in PDF format at [CUBuffs.com](http://CUBuffs.com).

## On The Internet

All Colorado volleyball information can be viewed through the Buffs' comprehensive website at [CUBuffs.com](http://CUBuffs.com). All the latest information on coaches and players, as well as all the boxscores, latest statistics and weekly releases are available.

## Social Media

The Buffs can be followed on Facebook: ([facebook.com/cubuffsvb](https://facebook.com/cubuffsvb)),  
Twitter: @cubuffsvb and Instagram: @cubuffsvb.

## Pac-12 Services

For conference information, please contact the Pac-12 office at 925-932-4411. The Pac-12's website is [www.pac-12.com](http://www.pac-12.com) and the mailing address is 360 3rd Street, Third Floor, San Francisco, CA 94107.

# CU EVENTS CENTER & PRACTICE FACILITY



The University of Colorado Events Center has been the home of Colorado volleyball since 1988. The Center was originally called the CU Events/Conference Center, but was renamed to the Coors Events Center in September 1990 in honor of a \$5 million gift from the Adolph Coors Foundation. The Events Center was named after the Coors family in recognition of this gift and their generous support of the university. In the summer of 2017, the events center was renamed again.

The addition of a volleyball/basketball practice facility became a reality in March, 2010 when the university broke ground on the project and was opened on Aug. 20, 2011. The facility addition sits directly adjacent to the north side of Coors Events Center and adds 35,000 square feet of space and features two dedicated basketball/volleyball courts, modern locker rooms, coaches' offices and team meeting rooms for the women's volleyball team.

Located just north of the Kittredge student housing complex on the Boulder campus, the CEC seats 11,064 and offers the



## CU Home Record Year by Year

### Balch Fieldhouse

Year	Matches	Record	Pct.
1986	7	3-4	.429
1987	10	2-8	.200
Totals	17	5-12	.294

### Coors Events Conference Center

Year	Matches	Record	Pct.
1987	3	2-1	.667
1988	15	11-4	.733
1989	12	8-4	.667
1990	12	9-3	.750
1991	12	10-2	.833
1992	12	10-2	.833
1993	14	14-0	1.000
1994	17	13-4	.765
1995	13	10-3	.769
1996	17	11-6	.647
1997	14	12-2	.857
1998	16	12-4	.750
1999	14	10-4	.714
2000	13	8-5	.615
2001	14	12-2	.857
2002	14	8-6	.571
2003	12	10-2	.833
2004	15	10-5	.667
2005	13	7-6	.538
2006	16	12-4	.750
2007	13	4-9	.308
2008	13	6-7	.462
2009	12	2-10	.167
2010	12	3-9	.125
2011	13	3-10	.231
2012	15	7-8	.467
2013	12	8-4	.666
2014	16	12-4	.750
2015	17	13-4	.765
2016	15	9-6	.600
2017	14	11-3	.786
Totals	420	277-143	.660
Overall	437	282-155	.645


Buffaloes a great home court advantage. CU has a 271-152 home record in their 31 years with a 266-140 mark at the CEC. (Matches in 1986 and most of 1987 were played in the Balch Fieldhouse). Colorado has recorded at least 10 home wins in a season in 16 of the past 29 seasons including a perfect 14-0 mark in 1993. CU has been ranked nationally in attendance in 18 of the past 22 seasons, including a No. 19 ranking in 1989 and 20th in 1999.

There are three levels to the Events Center. The arena floor occupies 8,000 square feet. The CU men's and women's basketball operations offices are on the second level along with a weight room for the basketball and volleyball teams. The concourse level contains the main entrances, concession areas, ticket offices and a first-aid room.

The \$7.7-million facility was financed by a combination of funds. State legislative appropriation, federal grants, private contributions and university funds all played a major part in the facility's construction revenue.

The CECC is within walking distance from all points of campus, and parking for Colorado volleyball matches is free to the public in the parking garage located just north of the arena. The southwest entrance faces the majestic flatirons, the mountains located west of campus, providing Colorado fans with one of most beautiful views in all of collegiate athletics when they arrive to the game.

Other events taking place at Coors include concerts and commencement for the fall semester. Bob Dylan, Jack Ingram and Juice Newton are just some of the artists who have taken the stage in the Events Center, providing an indoor venue for CU students and Boulder residents equipped to attract some of the best entertainers in the World.





# 2018 RADIO & TV ROSTER



**#2 Emily DeMure**  
S/OPP • 6-1 • So. • 1L  
Granite Bay, Calif.  
(Granite Bay/Penn State)



**#3 Gabby Carta-Samuels**  
DS/L • 5-6 • Sr. • 3L  
Saratoga, Calif.  
(Archbishop Mitty)



**#4 Jenna Ewert**  
S • 5-10 • Fr. • HS  
Antioch, Calif.  
(Deer Valley)



**#5 Zoe Neverdowski**  
OH/L • 5-10 • Fr. • HS  
Houston, Texas  
(James E Taylor)



**#6 Danielle Price**  
MB • 6-4 • R-Fr. • 1L  
Lethbridge, Alberta, Canada  
(Chinook)



**#7 Alexa Smith**  
OH • 6-1 • Sr. • 2L  
Colorado Springs, Colo.  
(Lewis-Palmer/Purdue)



**#8 Justine Spann**  
OH/DS • 5-8 • Jr. • 2L  
Chandler, Ariz.  
(Basha)



**#9 Allie Moger**  
MB • 6-3 • Fr. • HS  
McKinney, Texas  
(Lovejoy)



**#10 Brynna DeLuzio**  
S/L • 5-9 • So. • 1L  
Windermere, Fla.  
(The First Academy)



**#12 Rachel Whipple**  
DS/L • 5-7 • Jr. • 2L  
Centennial, Colo.  
(Smoky Hill)



**#14 Naghede Abu**  
MB • 6-4 • Sr. • 3L  
Riverside, Calif.  
(Norte Vista)




**#16 Lillie Klemmer**  
MB • 5-11 • Jr. • 2L  
Honolulu, Hawai'i  
(Panahou)



**#18 Anyse Smith**  
OH • 5-10 • R-Fr. • 1L  
Amarillo, Texas  
(Tascosa)



**#20 Taylor deProsse**  
DS/L • 5-5 • Fr. • HS  
Reno, Nev.  
(Bishop Manogue Catholic)



**#21 Lauren Dorrell**  
OPP • 6-0 • So. • 2L  
Brentwood, Tenn.  
(Father Ryan)



**Jesse Mahoney**  
Head Coach



**Lee Maes**  
Assistant Coach



**Evan Sanders**  
Assistant Coach