

# COLORADO GOLF

2011-12 INFORMATION GUIDE



[CUBuffs.com](http://CUBuffs.com)

# 2011-12 COLORADO WOMEN'S GOLF



## UNIVERSITY OF COLORADO

**Location** Boulder, Colo. (97,385)  
**Founded** 1876  
**Enrollment** 29,952  
**Colors** Silver, Gold and Black  
**Nickname** Buffaloes (Bufs)  
**Live Mascot** Ralphie V, the Buffalo  
**Costumed Mascot** Chip  
**Elevation** 5,435 feet above sea level  
**NCAA Affiliation** Division I  
**Conference** Pac-12

## ADMINISTRATION

**President** Bruce Benson  
**Chancellor** Dr. Phil DiStefano  
**Athletics Director** Mike Bohn  
**Senior Woman Administrator** Ceal Barry

## COLORADO GOLF

**Head Coach** Anne Kelly (TCU '83; 15th Season)  
anne.kelly@colorado.edu • 303-492-4455  
**Assistant Coach** Brent Franklin (BYU '87; Eighth Season)  
**Tournament Director** LindaSue Chenoweth (Colorado '97)  
**Director of Operations** Natalie Dedin (Colorado '11)  
natalie.dedin@colorado.edu • 303-492-5195

## COLORADO NATIONAL GOLF CLUB

**Address** 2700 Vista Parkway • Erie, CO 80516  
303-926-1723 • fax 303-926-1776  
**Owner** Steve Kerr  
**General Manager** Matt Schalk

## FOX HILL COUNTRY CLUB

**Address** 1400 Colorado HW 119 • Longmont, CO 80504  
303-651-3777  
**Owner** Steve Kerr

*The Buffs also have access to many courses in the Boulder/Denver Metro area.*

## TABLE OF CONTENTS

Roster	2
Schedule	3
Pac-12 Conference	4-5
Head Coach Anne Kelly	6-7
Assistant Coach Brent Franklin	8
Support Staff	8
Senior Jamie Befort	9
Sophomore Jenny Coleman	10
Sophomore Kristin Coleman	11
Junior Cristina DeTomas	12
Junior Devin Dougherty	13
Junior Taylor Doyle	14
Senior Meaghan Kari	15
Freshman Gina Larson	16
Sophomore Alex Stewart	17
Senior Emily Talley	18-19
Senior Jessica Wallace	20-21
Season-by-Season Results & Stats	22-38
Year-by-Year Leaders	39-40
Individual Record Book	41-46
Team Record Book	47
All-Time Roster	48
All-Time Player Stats	49-54
Colorado National Golf Course	55

## SPORTS INFORMATION

**Mailing Address** 357 UCB; Boulder, CO 80309-0357  
**Packages** Fieldhouse Annex 50; Boulder, CO 80309-0357  
**Phone** 303-492-5626 • **Fax** 303-492-3811  
**Associate AD/Sports Information** David Plati  
david.plati@colorado.edu  
**Associate SID/Golf Contact** Curtis Snyder  
curtis.snyder@colorado.edu • 303-492-3139 (w) • 720-218-4796 (c)  
**Assistant SIDs** Andrew Green, Troy Andre, Linda Poncin  
**Graduate Assistants** Cole Mickleson, Taylor Temby  
**Website** CUBuffs.com/womensgolf

**Credits:** The 2011-12 Colorado Women's Golf Media Guide was produced by the CU Sports Information Office. The guide was written, edited and designed by Curtis Snyder, Associate Sports Information Director.

# 2011-12 COLORADO WOMEN'S GOLF ROSTER

Name	Height	Class	Hometown (High School/Previous School)
Jamie Befort	5-6	Sr.	Westminster, Colo. (Standley Lake)
Jenny Coleman	5-9	So.	Rolling Hills Estates, Calif. (Palos Verdes Peninsula)
Kristin Coleman	5-9	So.	Rolling Hills Estates, Calif. (Palos Verdes Peninsula)
Cristina DeTomas	5-9	Jr.	Lafayette, Calif. (Acalanes)
Devin Dougherty	5-6	Jr.	Woodland, Calif. (Pioneer)
Taylor Doyle	5-5	Jr.	San Diego, Calif. (La Jolla)
Meaghan Kari	5-7	Sr.	Windsor, Calif. (Windsor/Santa Clara)
Gina Larson	5-7	Fr.	Longmont, Colo. (Silver Creek/Skyline)
Alex Stewart	5-4	So.	Elk Grove, Calif. (Homeschooled/Purdue)
Emily Talley	5-9	Sr.	Napa, Calif. (R.L. Stevenson)
Jessica Wallace	5-4	Sr.	Langley, B.C., Canada (Walnut Grove/Pepperdine)

**Head Coach**

**Anne Kelly (TCU '83)**

**Assistant Coach**

**Brent Franklin (BYU '87)**

## How The Buffs Were Built

### 2007-08 Freshman Recruits

Jamie Befort

### 2009-10 Transfers

Meaghan Kari

### 2011-12 Freshman Recruits

Gina Larson

### 2008-09 Freshman Recruits

Cristina DeTomas  
Taylor Doyle  
Emily Talley

### 2010-11 Freshman Recruits

Jenny Coleman  
Kristin Coleman

### 2011-12 Transfers

Alex Stewart

### 2009-10 Freshman Recruits

Devin Dougherty

### 2010-11 Transfers

Jessica Wallace

## Where The Buffaloes Roam

### Northern California

Cristina DeTomas (Lafayette)  
Devin Dougherty (Woodland)  
Meaghan Kari (Windsor)  
Alex Stewart (Elk Grove)  
Emily Talley (Napa)

### Southern California

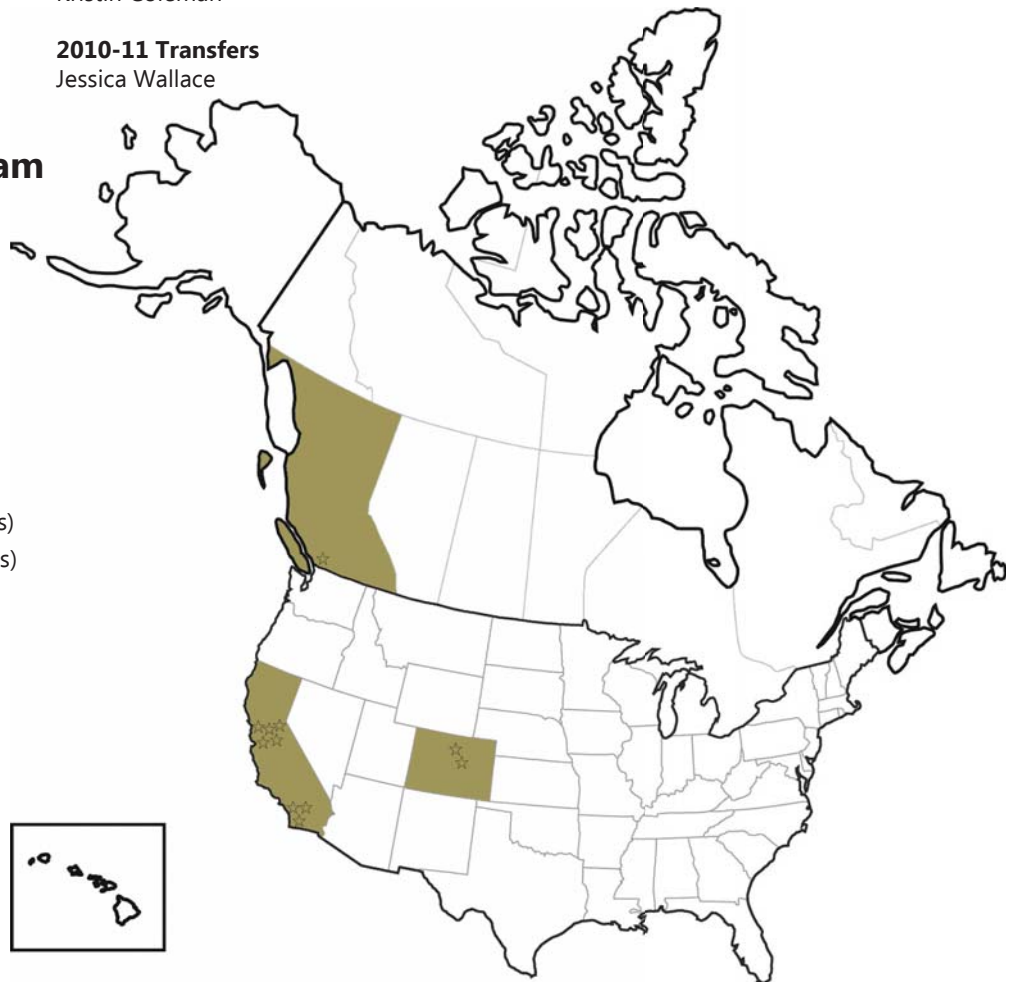
Jenny Coleman (Rolling Hills Estates)  
Kristin Coleman (Rolling Hills Estates)  
Taylor Doyle (San Diego)

### Colorado

Jamie Befort (Westminster)  
Gina Larson (Longmont)

### CANADA

Jessica Wallace (Langley, B.C.)



# 2011-12 COLORADO WOMEN'S GOLF SCHEDULE

## Fall

Date	Tournament	Holes	Format
Sept. 12-13	<b>Ptarmigan Ram Fall Classic</b> Colorado State University host at Ptarmigan Country Club in Fort Collins, Colo.	54	36-18
Sept. 25-26	<b>Dick McGuire Invitational</b> University of New Mexico host at University of New Mexico Golf Course in Albuquerque, N.M.	54	36-18
Oct. 3-5	<b>Edean Ihlanfeldt Invitational</b> University of Washington host at Sahalee Country Club in Sammamish, Wash.	54	18-18-18
Oct. 21-23	<b>Mercedes-Benz SEC/Pac-12 Challenge</b> University of Tennessee host at Holston Hills Country Club in Knoxville, Tenn.	54	18-18-18

## Spring

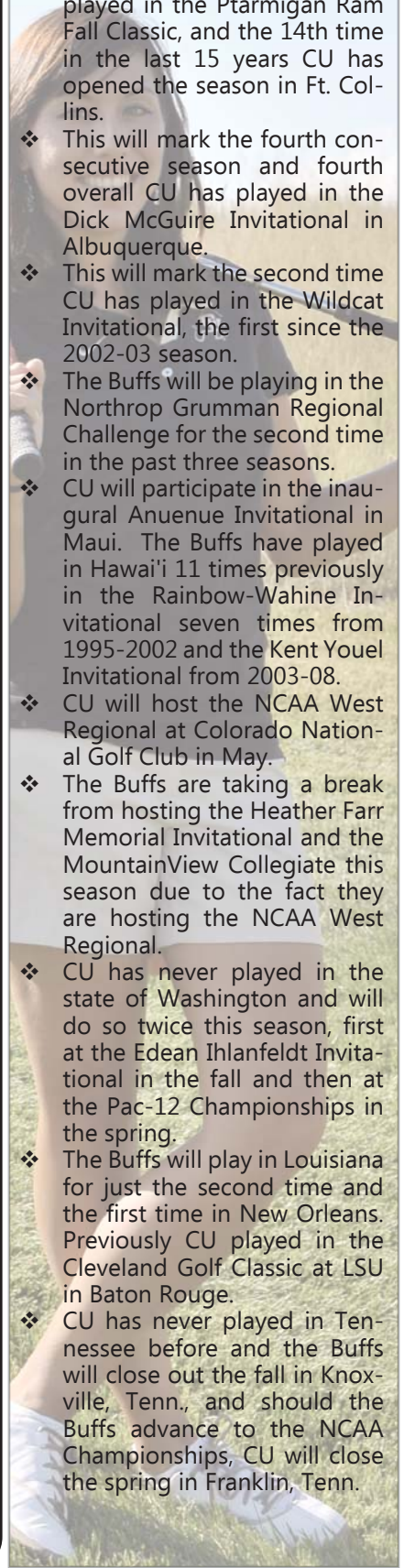
Date	Tournament	Holes	Format
Feb. 5-7	<b>Wildcat Invitational</b> University of Arizona host at Vistoso Golf Club in Tucson, Ariz.	54	18-18-18
Feb. 13-15	<b>Northrop Grumman Regional Challenge</b> Ohio State University host at Palos Verdes Country Club in Palos Verdes Estates, Calif.	54	18-18-18
Feb. 26-28	<b>All State Sugar Bowl</b> Tulane University host at English Turn Country Club in New Orleans, La.	54	18-18-18
March 16-18	<b>Fighting Irish Spring Invitational</b> University of Notre Dame host at Longbow Golf Club in Scottsdale, Ariz.	54	18-18-18
March 26-27	<b>Anuenue Spring Break Invitational</b> University of Hawai'i host at The Bay Course at Kapalua in Maui, Hawai'i	54	36-18

## Postseason

Date	Tournament	Holes	Format
April 27-29	<b>Pac-12 Conference Championship</b> Washington State University host at Palouse Ridge Golf Club in Pullman, Wash.	54	18-18-18
May 10-12	<b>NCAA West Regional</b> University of Colorado host at Colorado National Golf Club in Erie, Colo. East Regional hosted by Penn State at the Blue Course at Penn State Golf Courses in State College, Pa. Central Regional hosted by Ohio State University at the Scarlet Course at Ohio State Golf Club in Columbus, Ohio	54	18-18-18
May 23-26	<b>NCAA Championships</b> Vanderbilt University host at Legends Golf Club in Franklin, Tenn.	72	18-18-18-18

## 2011-12 Schedule Notes

- ❖ This will be the 15th consecutive season the Buffs have played in the Ptarmigan Ram Fall Classic, and the 14th time in the last 15 years CU has opened the season in Ft. Collins.
- ❖ This will mark the fourth consecutive season and fourth overall CU has played in the Dick McGuire Invitational in Albuquerque.
- ❖ This will mark the second time CU has played in the Wildcat Invitational, the first since the 2002-03 season.
- ❖ The Buffs will be playing in the Northrop Grumman Regional Challenge for the second time in the past three seasons.
- ❖ CU will participate in the inaugural Anuenue Invitational in Maui. The Buffs have played in Hawai'i 11 times previously in the Rainbow-Wahine Invitational seven times from 1995-2002 and the Kent Youel Invitational from 2003-08.
- ❖ CU will host the NCAA West Regional at Colorado National Golf Club in May.
- ❖ The Buffs are taking a break from hosting the Heather Farr Memorial Invitational and the MountainView Collegiate this season due to the fact they are hosting the NCAA West Regional.
- ❖ CU has never played in the state of Washington and will do so twice this season, first at the Edean Ihlanfeldt Invitational in the fall and then at the Pac-12 Championships in the spring.
- ❖ The Buffs will play in Louisiana for just the second time and the first time in New Orleans. Previously CU played in the Cleveland Golf Classic at LSU in Baton Rouge.
- ❖ CU has never played in Tennessee before and the Buffs will close out the fall in Knoxville, Tenn., and should the Buffs advance to the NCAA Championships, CU will close the spring in Franklin, Tenn.



# PAC-12 CONFERENCE

## CONFERENCE HISTORY

The roots of the Pac-12 Conference date back over 95 years to December 2, 1915, when the Pacific Coast Conference (PCC) was founded at a meeting at the Oregon Hotel in Portland, Ore. The original membership consisted of four schools - the University of California at Berkeley, the University of Washington, the University of Oregon, and Oregon State College (now Oregon State University). All still are charter members of the Conference.

Pacific Coast Conference play began in 1916 and, one year later, Washington State College (now Washington State University) was accepted into the league, with Stanford University following in 1918.

In 1922, the PCC expanded to eight teams with the admission of the University of Southern California (USC) and the University of Idaho. In 1924, the University of Montana joined the league roster, and in 1928, the PCC grew to 10 members with the addition of UCLA.

The Pacific Coast Conference competed as a 10-member league until 1950, with the exception of 1943-45 when World War II curtailed intercollegiate athletic competition to a minimum. During that time, the league's first commissioner was named. Edwin N. Atherton was commissioner in 1940 and was succeeded by Victor O. Schmidt in 1944. In 1950, Montana resigned from the Conference and joined the Mountain States Conference, essentially replacing Colorado, which left for the Big 7 two years earlier. The PCC continued as a nine-team conference through 1958.

In 1959, the PCC was dissolved and the Athletic Association of Western Universities was formed and Thomas J. Hamilton was appointed commissioner of the new league. The original AAWU membership included California, Stanford, Southern California, UCLA and Washington. Washington State joined the membership in 1962, while Oregon and Oregon State joined in 1964. Under Hamilton's watch, the name Pacific-8 Conference was adopted in 1968. In 1971, Wiles Hallock took over as commissioner of the Pac-8.

On July 1, 1978, the University of Arizona and Arizona State University were admitted to the league and the Pacific-10 Conference became a reality. In 1986-87, the league took on a new look, expanding to include 10 women's sports. Thomas C. Hansen was named the commissioner of the Pac-10 in 1983, a role he would hold for 26 years until 2009. Hansen was succeeded by current commissioner Larry Scott, who took on the new role in July 2009.



During the 2010-11 academic year, Scott helped deliver monumental changes that transformed the conference into a modern 12-team league by adding the University of Colorado and the University of Utah. The addition of CU and Utah led to an agreement to equal revenue sharing for the first time in conference history, created two divisions (North and South) for football only, established a football championship game for the first time ever, secured a landmark media rights deal that dramatically increased national exposure and revenue for each school and established the Pac-12 Network and Pac-12 Digital Network that guaranteed enhanced exposure across all sports.

Colorado accepted its invitation to join the Pac-12 on June 11, 2010, as the Buffaloes were the first domino to fall in a change of the national landscape which, in just one week, saw Nebraska also leave the Big 12 and join the Big 10, Boise State depart the WAC for the Mountain West, TCU jump from the MWC for the Big East, and then on June 17, Utah agreeing to join CU to make it an even dozen in the Pac-12. Big-time rivals for the first half of the last century, the Buffaloes and Utes officially became the 11th and 12th members of the Conference on July 1, 2011, the first additions to the league since 1978. During the 33 years between expansions, Pac-10 teams claimed 258 NCAA titles (130 women's, 128 men's).

At present, the Pac-12 sponsors 11 men's sports and 11 women's sports. Additionally, the conference schools are members of the Mountain Pacific Sports Federation (MPSF) in four other men's sports and three women's sports. CU will participate in the MPSF in men's and women's indoor track, and already competes in the Rocky Mountain Intercollegiate Ski Association (RMISA) in skiing, which is a coed sport.

The Pac-12 Conference offices are located 25 miles east of San Francisco in Walnut Creek, Calif.

## CONFERENCE OF CHAMPIONS

Built on a firm foundation of academic excellence and superior athletic performance, the Conference ushers in a new era with the additions of the University of Colorado and University of Utah, officially becoming the Pac-12 Conference on July 1, 2011.

The Pac-12 rises above the rest, upholding its tradition as the "Conference of Champions" ®, claiming an incredible 180 NCAA team titles over the past two decades, including nine in 2010-11, averaging nearly nine championships per academic year. Even more impressive has been the breadth of the Pac-12's success, with championships coming in 27 different men's and women's sports. The Pac-12 has led the nation in NCAA Championships in 45 of the last 51 years and finished second five times.

Spanning nearly a century of outstanding athletics achievements, the Pac-12 was the first conference to reach 400 championships in 2010-11. With the inclusion of CU and UU, league teams have captured 442 NCAA titles (302 men's, 140 women's), outdistancing the next closest conference by nearly 200.

In 2010-11, the then-Pac-10 led the country with nine NCAA titles, with men's and women's programs sharing the wealth as the Conference claimed five NCAA women's titles and four men's crowns.

Including titles previously won by Colorado and Utah, Pac-12 members have won 302 NCAA team championships on the men's side, 89 more than the next closest conference. Men's NCAA crowns have come at a phenomenal rate for the Pac-12: 16 basketball titles by six schools (more than any other conference), 52 tennis titles, 44 outdoor track & field crowns, and 26 baseball titles. Pac-12 members have won 25 of 42 NCAA titles in volleyball, 37 of 42 in water polo, and 22 in swimming & diving national championships.

Individually, the conference has produced an impressive number of NCAA men's individual champions, as well, boasting 2,019 individual crowns.

On the women's side, the story is much the same. Since the NCAA began conducting women's championships 30 years ago, Pac-12 members have claimed at least four national titles in a single season on 22 occasions, including 2010-11. Overall, the Pac-12 has captured 140 NCAA women's titles, easily outdistancing the SEC (second with 77). Pac-10 members have dominated a number of sports, winning 23 softball titles, 19 tennis crowns, 13 of the last 21 volleyball titles, 14 of the last 22 trophies in golf, and 12 in swimming and diving.

Pac-12 women student-athletes shine nationally on an individual basis, as well, having captured an unmatched 616 NCAA individual crowns, an average of nearly 21 championships per season.

Colorado and Utah have combined to win 15 coed skiing titles, one of three NCAA sports to score championships based on men's and women's results along with fencing and rifle. Combined, the newest Pac-12 entrants have 27 NCAA crowns and 148 individual champions in the sport.



# ANNE KELLY



It's no coincidence that Colorado's climb as one of the top programs in the region has coincided with the hiring of Anne Kelly as its second head coach in 1997.

Entering her 15th season as head coach of the Colorado women's golf team, Kelly and the Buffs enter a new era in the program with the move to the Pac-12, arguably the toughest conference for women's golf in the country. And the Buffs are entering the Pac-12 at the right time, on the heels of their most successful season in program history with things looking even brighter for the 2011-12 season.

Kelly returned to her native Colorado from the University of North Carolina at Greensboro, where she filled head coaching duties for one-and-a-half years. Prior to her work at UNC Greensboro, she spent five years from 1991-96 as a teaching professional at Silverbell Golf Course in Tucson, Ariz., where she earned PGA Class A status, a position which followed a six-year stint from 1984-90 on the LPGA Tour.

During her six seasons on the women's tour, Kelly won a Women's Professional Golf Tour event in Phoenix in 1991. She fired a career low round of 69 at the 1989 McDonald's Championship and her career best finishes included several top-20 finishes. Her professional career culminated in a career low scoring average of 74.63 in 1990.

Kelly sparkled as a collegiate golfer, earning four letters for head coach Fred Warren and the Texas Christian University women's golf team. She was a member of the Horned Frogs' 1983 NCAA Championship team, and, all told, won 25 tournament team titles during her four-year career from 1979-83. She was named the team's most valuable player in 1980 and won TCU's Dutch Meyer Award, which recognizes the school's outstanding student-athletes, in 1983. She also tied for top individual honors in the San Jose State Lady Spartan Classic in 1982. Her 1983 NCAA Championship team was inducted into the TCU Hall of Fame in October 2000.

"I love coaching because it allows me to combine my competitive experience and professional golf experience into one job," Kelly says. "All of my different experiences in golf

help me to assist team members in whatever situation they might encounter."

## THE KELLY FILE

Seasons:	15th
Alma Mater:	TCU
Hometown:	Aspen, Colo.

At UNC Greensboro, Kelly was named the 1997 Big South Conference Coach of the Year after the team won two tournaments. She coached UNCG's Becky Morgan to five individual tournament titles and second-team All-America standing on the year and, under Kelly's tutelage, Morgan finished 10th individually at the 1997 NCAA Championships and also earned GTE Academic All-America honors. Morgan is now in her fifth year as an LPGA and European tour member.

Since Kelly's arrive in 1997, the team has shown steady improvement and progress every year, culminating with the best season in program history last year. She has coached the Buffs to six tournament wins and 28 second or third place finishes. Last season, the Buffs finished in the top five in all 10 regular season events with two victories, one run-



ner up and one third place finish.

The program took a big step forward with its first appearance in the NCAA Regionals in 2009 after several seasons of being right on the edge of selection. The Buffs made their second ever appearance in 2011 and will host the NCAA West Regional at Colorado National Golf Course this coming season.

The program has seen individual players excel both on the course and in the classroom.

The Buffs have had 26 players earn 53 Academic All-Big 12 honors during Kelly's tenure and the Buffs time in that league, and seven Buffs have been named to the prestigious NCGA All-America Scholars team, including for the first time two players in 2011 with Taylor Doyle and Jessica Wallace. Former Buff Maria Persson-Gulda was named to that team three times and was also honored with an NCAA post-graduate scholarship. She was honored as CU's top female student athlete academically in 2006, an honor that current

Buff Jamie Befort has racked up twice. Additionally, an astonishing 47 CU players have earned mention on the Big 12 Commissioner's Honor Roll (3.0 GPA or higher in a semester) a total of 205 times in Kelly's tenure.

### **DID YOU KNOW?**

Kelly was a captain of the Texas Christian 1983 NCAA Championship team.

Erin Kerr was the first Buff to qualify for a NCAA Regional post season bid in 2001 and that was followed up with another invitation in 2002. Hannah Hoch became a two time tournament winner in 2004-05 and broke many school records. She also became the first player in Buff history to be named All Big 12 second team that year as well. Last season, Emily Talley and Jessica Wallace were both named first-team All-Big 12, the first two players to earn that honor, and each were named twice as the Big 12 Golfer of the Month over the past two seasons. Wallace won CU's only Big 12 individual honor, named the Newcomer of the Year last season, as well.

Born May 15, 1961, in Aspen, Colo., Kelly graduated from TCU in 1983 with a bachelor's degree in business communications. She prepped at Santa Rita High School in Tucson, Ariz.



### **KELLY'S CHECKLIST**

- ✓ Two NCAA Regional Appearances (2009, 2011)
- ✓ One Conference Individual Award - Jessica Wallace, 2011 Big 12 Newcomer of the Year
- ✓ Four All-Conference Players, Three First-Team
- ✓ Five Conference Golfers of the Month, Three Earned Multiple Honors
- ✓ 26 Players Have Earned Academic All-Conference Honors 53 Times
- ✓ 47 Players Have Earned Conference Honor Roll Mention 205 Times
- ✓ Six Players Have Earned Conference All-Tournament Team Seven Times (Emily Talley Twice)
- ✓ Seven Players Have Earned NCGA All-America Scholar Honors Nine times (Maria Persson-Gulda Three Times)

# BRENT FRANKLIN



Brent Franklin enters his 10th season working with the Buffaloes in 2011-12, including his eighth as the assistant coach. He began as a volunteer assistant coach for Anne Kelly's team in 2003, was promoted to assistant in 2005, trading roles with LindaSue Chenoweth, who was named Executive Director of the Colorado Opens in 2004.

"Having a professional golfer of Brent's caliber is a tremendous asset to this program," Kelly explains. "He comes to us with a wealth of playing and teaching experience as a highly successful amateur competitor and international touring professional. His enthusiasm, combined with his golf knowledge, communication skills, sense of humor, and incredible teaching experience, as well as his willingness to share his expertise, will help take this team to the next level."

Franklin was named to the 2010 class of the Canadian Golf Hall of Fame. He enjoyed a great deal of success as a junior golfer in Canada, winning both the Canadian Junior Boys Championship and the British Columbia Junior Boys Championships in both 1983 and '84 before embarking on a collegiate career at Brigham Young.

He went to college at Brigham Young, where he was a three-time All-American for the Cougars while also being named the 1986 Western Athletic Conference player of the year after winning medalists honors that season. During that time period, he also became the second person to win three straight Canadian Men's Amateur Championships from 1985-87 and in 1985 he also won the Alberta Amateur Championship.

He turned pro in 1988 and earned the Canadian Professional Golf Tour's Rookie of the Year after claiming six top 10 finishes in eight tour starts, including winning the Canadian

PGA Championship. He then moved to Japan to compete on the Japan Golf Tour from 1989-95, where he compiled 10 runner-up finishes in 112 starts. In 1993, he was selected to the Dunhill Cup Team for Canada.

A cycling accident in 1995 eventually curtailed his career but in a brief return to the pro ranks from 1998-2001, he had three second place finishes

Franklin is married to the former Kristine Hoos, who served as CU's Director of Men's Basketball Operations from 1998-99. They are the parents of 11-year-old Jaxon and Walker, 9. His brother-in-law, Eric Hoos, is the head men's golf coach at the University of Denver and former CU men's assistant from 1997-99.



## WOMEN'S GOLF SUPPORT STAFF



**David Adamczyk**  
Equipment



**Natalie Dedin**  
Dir. of Ops.



**Steve Engelhart**  
Strength Coach



**Adam Holliday**  
Trainer



**Mindy Sclaro**  
Academics



**Curtis Snyder**  
Sports Info.

# JAMIE BEFORT



**Career**—Expected to graduate in December of 2011. She has played in seven events and 21 rounds the past two seasons for the Buffaloes with a career stroke average of 80.52. She has one round shooting even par and eight total rounds in the 70s.

**2010-11 (Jr.)**—Befort played in two tournaments as an individual during the fall season, compiling a stroke average of 80.67.

She finished 36th in the Heather Farr Memorial Invitational, a new career best, and 88th in the Ptarmigan/Ram Fall Classic. She had three of her six rounds in the 70s.

**2009-10 (Soph.)**—Befort saw action in five tournaments and 15 rounds playing individually during the 2009-10 season finishing with a stroke average of 80.47. She had five rounds in the 70s and her career-best round was an even par 72 in her last round of the season, the third round at the Indiana Invitational. Her three-round total of 235 there is her career best.

**2008-09 (RS-Fr.)**—Befort suffered a wrist injury that was a minor setback in her development. She was sidelined for the fall portion of the season and she used the spring season to continue working on her game. She did not compete in any tournaments for the Buffaloes.

**2007-08 (Fr.)**—Befort joined the team as a walk-on and focused on improving her game to prepare for the collegiate level. She did not compete in any tournaments for the Buffs in her first season.

**High School**—Befort lettered in golf all four years at Standley Lake High School under coach George Barker. She was a four-time state qualifier and earned all-conference honors as a sophomore, junior and senior. She led her team to a Jefferson County League Championship and placed 14th at State as a senior when she was the Standley Lake Athlete of the Year. Befort owns a personal-best 72 at her home course, Heritage Country Club. A dual-sport athlete, Befort also lettered two years in volleyball at Standley Lake.

**Academics**—She is a double major at Colorado in integra-

tive physiology and business. A member of the National Honors Society, Befort earned a 4.0 GPA all four years in high school and was the Valedictorian her senior year. She was also an academic letterwinner four times and earned academic all-state honors as a sophomore, junior and senior.

**Personal**—Jamie Befort was born on Aug. 30, 1989, in Denver, Colo. She is the daughter of Don and Janet Befort, and has a younger brother, Aaron. Her hobbies include playing volleyball and golf.

## THE BEFORT FILE

Height: 5-6  
 Class: Senior  
 Experience: 2 Letters  
 Hometown: Westminster, Colo.  
 Highschool: Monarch  
 Tournaments: 7  
 Rounds: 21  
 Stroke Avg: 80.52  
 Rounds 70s: 8  
 Even Par Rounds: 1  
 Best Career Round: 72 - Even Par  
 2010 Indiana Invite, Bloomington, Ind.

## BEFORT'S HONORS

2011 First-Team Academic All-Big 12  
 Spring 2011 Big 12 Commissioner's Honor Roll  
 Fall 2010 Big 12 Commissioner's Honor Roll  
 2010 NCGA All-American Scholar  
 2010 CU Outstanding Academic Achievement  
 Spring 2010 Big 12 Commissioner's Honor Roll  
 Fall 2009 Big 12 Commissioner's Honor Roll  
 2009 CU Outstanding Academic Achievement  
 Spring 2009 Big 12 Commissioner's Honor Roll  
 Fall 2008 Big 12 Commissioner's Honor Roll  
 Spring 2008 Big 12 Commissioner's Honor Roll  
 Fall 2007 Big 12 Commissioner's Honor Roll

## CAREER STATISTICS

Season	Rds	Strokes	Overall					Spring				Fall			
			Avg.	SCIRP	Avg.	Lo	Hi	Rds	Strokes	Avg.	SCIRP	Rds	Strokes	Avg.	SCIRP
2009-10	15	1,207	80.47	127	8.47	72	85	9	722	80.22	74	6	485	80.83	53
2010-11	6	484	80.67	52	8.67	78	83	—	—	—	—	6	484	80.67	52
<b>TOTALS</b>	<b>21</b>	<b>1,691</b>	<b>80.52</b>	<b>179</b>	<b>8.52</b>	<b>72</b>	<b>85</b>	<b>9</b>	<b>722</b>	<b>80.22</b>	<b>74</b>	<b>12</b>	<b>969</b>	<b>80.75</b>	<b>105</b>

# JENNY COLEMAN



**Career**—Coleman played in all 12 events and all 35 rounds for the Buffaloes in her true freshman season in 2010-11. She had five top 20 finishes and 28 of her 35 rounds have been in the 70s, with three rounds under par and another at even par. Her stroke count in relation to par average was 4.71, which is the fifth best in CU history by a freshman.

2010-11 (Fr.)—Coleman got her career off to a great start, completing one of the best freshman seasons in CU history. She was the only player on the team to improve her stroke average from the fall to the spring and she sliced over two-and-a-half strokes off her average, improving from 78.07 in the fall to 75.45 in the spring. Her spring stroke average was third best on the team but fifth best in school history and her overall average was fourth best. Her 35 rounds tied the record for most in school history. She had five top 20 finishes, four in the spring, and 28 of her 35 rounds were in the 70s. She had three rounds under par and one more at even par, with all four of those rounds in the spring. Her best finish of the season was an 11th place at the San Jose Spartan Invitational, the second tournament of the spring where she posted her first career round at or under par with an even-par 72 in the first round. She also tied for 12th twice, ironically at the two events that CU hosts, the Heather Farr Memorial at CU's Colorado National Golf Club in the fall and the MountainView Classic in Tucson, Ariz., in the spring. At the MountainView, she became the fourth player in school history to post three straight rounds under par when she scored a 1-under par 71 to open the inaugural Pacific Coast Collegiate. Her 76-71-71—218 score card at the MountainView was her best of the season. She ranks tied for second on the list for most consecutive rounds under par. To open the spring, she had four top 20 finishes in the first five tournaments and finished tied for 25th in the other, the Gator Women's Invitational.

**High School**—Coleman graduated from Palos Verdes Peninsula High School in 2010 and earned four letters in golf there under coach Bob Wilton. She owns the school record by shooting a 33 on the front nine. She was named first-team All-Bay League each of her four years and the Palos Verdes most valuable player and named to the All-Area top

8 team, and a CIF Individual Region finalist each of her last three years. She was the Bay League Individual Champion her junior and senior seasons and was named the Bay League Player of the Year her last three years there. PVPSH advanced to the California State Championships and took fifth place her senior season.

**In The Classroom**—She is majoring in business at Colorado. In high school, she was named to the principal's honor roll all four years, earned California Scholarship Federation recognition her sophomore through senior seasons and was named to the Mu Alpha Theta National Math Honor Society both her junior and senior years.

**Personal**—Jennifer Lauren Coleman was born August 26, 1992, in Torrance, Calif. She is the daughter of Colin and Barbara Coleman and her twin sister, Kristin, is also on the CU golf team. She enjoys cooking and playing tennis and her goal after college is to be a professional golfer. She met Donald Trump at his golf course in Los Angeles and met Arnold Palmer at the Rolling Hills Country Club last year.

## THE J. COLEMAN FILE

Height: 5-9  
 Class: Sophomore  
 Experience: 1 Letter  
 Hometown: Rolling Hills Estates, Calif.  
 Highschool: Palos Verdes Peninsula  
 Tournaments: 12  
 Rounds: 35  
 Stroke Avg: 76.57  
 Rounds 70s: 28  
 Subpar Rounds: 3  
 Even Par Rounds: 1  
 Top 20 Finishes: 5  
 Rounds Counting: 26/35—74.3%  
 Best Career Round: 71 - 1-Under Par  
 Twice—MountainView Collegiate & Pacific Coast Intercollegiate

## J. COLEMAN'S HONORS

Fall 2010 Big 12 Commissioner's Honor Roll

## CAREER STATISTICS

Season	Rds	Strokes	Overall				Spring				Fall				
			Avg.	SCIRP	Avg.	Lo	Hi	Rds	Strokes	Avg.	SCIRP	Rds	Strokes	Avg.	SCIRP
2010-11	35	2,680	76.57	165	4.71	71	81	20	1,509	75.45	77	15	1,171	78.07	88
<b>TOTALS</b>	<b>35</b>	<b>2,680</b>	<b>76.57</b>	<b>165</b>	<b>4.71</b>	<b>71</b>	<b>81</b>	<b>20</b>	<b>1,509</b>	<b>75.45</b>	<b>77</b>	<b>15</b>	<b>1,171</b>	<b>78.07</b>	<b>88</b>

# KRISTIN COLEMAN



**Career**—Coleman made an instant impact on the team in her true freshman season, compiling a 76.06 stroke average, the 10th best in school history, after compiling a 74.67 stroke average in the fall, the ninth best in school history.

**2010-11 (Fr.)**—Coleman had one of the best freshman seasons in CU history, compiling a stroke average of 76.06, the 10th best mark in CU history and third best by a freshman. She had 34 of 35 rounds counting toward

team scoring, the second most in CU history with a mark that matched the school record entering the season, as she is second to teammate Jess Wallace. Her 35 rounds also matches the school record. She had 30 rounds in the 70s, third best in CU history, again matching the CU record as it stood before the season, as only Wallace's 32 rounds and Emily Talley's 31 rounds from this season are higher. She made an instant impact, compiling one of the best fall seasons in CU history with a stroke average of 74.67, and while that was the fourth best on the team, it was the ninth best in CU history as the 2010-11 squad produced four of the nine instances in CU history where a golfer went under 75 in the fall. She had two top 10 finishes, both in the fall, and had two rounds under par, needing one more to hit the top 10 of that career chart. She got her career off with a bang, shooting a 1-under par 71 in her first round at the Ptarmigan/Ram Fall Classic and in the next tournament at the Dick McGuire Invitational she shot a 2-under par 71 in the final round to earn her first top 20 finish and then followed that up with her first top 10 by taking home ninth place at the Johnie Imes Invitational. She bested that with a sixth place finish in CU's Heather Farr Memorial Invitational.

**High School**—Coleman graduated from Palos Verdes Peninsula High School in 2010 and earned four letters in golf there under coach Bob Wilton. She owns the school record by shooting a 5-under par 67 at the MLK High School Tournament. She was named first-team All-Bay League each of her four years and the Palos Verdes most valuable player and named to the All-Area top 8 team, and a CIF Individual Region finalist each of her last three years. She was the most improved player her sophomore season. She was the Bay League Individual Champion her sophomore season and was named the Bay League Player of the Year her last three years there. PVPSH advanced to the California State Championships and took fifth place her senior season.

**Other**—2010: She finished 20th in the Junior World Championships at the Torrey Pines Golf Course and 18th at the Trusted Choice Big 1 National Tournament at the Old York Country Club in Chesterfield, N.J. She took second place advancing to the

round of 32 in the California Junior Girls Championship. 2009: She was 15th at the Junior World Championships in La Jolla, Calif., and earned 31st out of 156 and advanced to the round of 32 at the USGA Girls Junior Amateur Championship in Bedminster, N.J. On the JAGS Junior Tour, she won two events, the SCGA Junior Championship in Murrieta, Calif., and the San Marcos Junior Open in San Mar-

cos, Calif. 2008: She won the SPCGA Yorba Linda Invitational in Yorba Linda, Calif.. She played at the Junior World Championships in Santee, Calif. 2007: She shot an 80-74-154 in El Cajon, Calif., in the Junior World Championships and she was named the SPCGA Spring Series 12-14 Player of the Year with 10 wins, two runner-up and two third place finishes.

**In The Classroom**—She is majoring in business at Colorado. In high school, she was named to the principal's honor roll all four years, earned California Scholarship Federation recognition her sophomore through senior seasons and was named to the Mu Alpha Theta National Math Honor Society both her junior and senior years.

**Personal**—Kristin Amanda Coleman was born August 26, 1992, in Torrance, Calif. She is the daughter of Colin and Barbara Coleman and her twin sister, Jenny, is also on the CU golf team. She enjoys cooking and playing tennis and her goal after college is to be a professional golfer. She met Donald Trump at his golf course in Los Angeles and met Arnold Palmer at the Rolling Hills Country Club last year. She played with Naree Song in an Los Angeles City Junior golf fundraiser and has also played with Sonny Oh. She chose Colorado because it is a strong school athletically and academically and the coaches and team are nice.

## THE K. COLEMAN FILE

Height: 5-9  
 Class: Sophomore  
 Experience: 1 Letter  
 Hometown: Rolling Hills Estates, Calif.  
 Highschool: Palos Verdes Peninsula  
 Tournaments: 12  
 Rounds: 35  
 Stroke Avg: 76.06  
 Rounds 70s: 30  
 Subpar Rounds: 2  
 Even Par Rounds: 3  
 Top 20 Finishes: 4  
 Top 10 Finishes: 2  
 Rounds Counting: 34/35—97.1%  
 Best Career Round: 71 - 1-Under Par  
 Twice—Ptarmigan Ram Classic & UNM Invitational

## K. COLEMAN'S HONORS

Fall 2010 Big 12 Commissioner's Honor Roll

## CAREER STATISTICS

Season	Overall								Spring				Fall			
	Rds	Strokes	Avg.	SCIRP	Avg.	Lo	Hi	Rds	Strokes	Avg.	SCIRP	Rds	Strokes	Avg.	SCIRP	
2010-11	35	2,662	76.06	147	4.20	71	82	20	1,542	77.10	110	15	1,120	74.67	37	
<b>TOTALS</b>	<b>35</b>	<b>2,662</b>	<b>76.06</b>	<b>147</b>	<b>4.20</b>	<b>71</b>	<b>82</b>	<b>20</b>	<b>1,542</b>	<b>77.10</b>	<b>110</b>	<b>15</b>	<b>1,120</b>	<b>74.67</b>	<b>37</b>	

# CRISTINA DeTOMASI



**Career**—Hampered by injuries throughout her career, DeTomasi has been on the CU golf team since the 2008-09 season but has not yet played in tournament action.

**2010-11 (So.)**—DeTomasi did not see action during her sophomore season at Colorado.

**2009-10 (Fr.-RS)**—DeTomasi did not see action in her redshirt freshman season at Colorado.

**2008-09 (Fr.)**—DeTomasi chose to redshirt her first season at Colorado.

**High School**—DeTomasi lettered in golf all four years at Acalanes High School under coach Tim Scott. A first team all-league selection as a junior and a second team all-league selection as a senior, she helped the Dons to a Diablo Foothill Athletic League Championship in 2006 and 2008. In the spring of her junior year, DeTomasi traveled across the country to attend the IMG/David Leadbetter Academy in order to improve her golf game in preparation for college. DeTomasi owns a personal-best 78 at her home course, the Diablo Country Club. Her best career round in competition was an 82, which she shot in the Bay Cities tournament at the Santa Clara Country Club in California.

**Academics**—She is majoring in sociology at Colorado. In high school, she was the recipient of four academic athlete awards in high school. She has three times been a member of the Big 12 Commissioner's Honor Roll, in the Fall 2008, Spring 2009 and Spring 2011 semesters, for maintaining over a 3.0.

**Personal**—Cristina DeTomasi was born on January 25, 1990 in San Mateo, Calif. She is the daughter of Mario and Lia DeTomasi of Lafayette, Calif. Her older sister, Gina. After college, she would like to travel all of Europe and become fluent in Spanish. Her hobbies include cooking and riding horses. She was recruited by San Francisco and Santa Clara but chose Colorado because of the coaches, the campus life, her teammates and the city of Boulder.

## THE DeTOMASI FILE

Height:	5-9
Class:	Junior
Experience:	2 Letters
Hometown:	Lafayette, Calif.
Highschool:	Acalanes

## DeTOMASI'S HONORS

Spring 2011 Big 12 Commissioner's Honor Roll  
Spring 2009 Big 12 Commissioner's Honor Roll  
Fall 2008 Big 12 Commissioner's Honor Roll

# DEVIN DOUGHERTY



**Career**—Dougherty enters her third season at CU having played in five events and 14 rounds in her first two seasons in Boulder. She has a career stroke average of 82.43 and has four rounds in the 70s, two each season.

**2010-11 (So.)**—She played in two tournaments for the Buffs, compiling five rounds and coming up with a stroke average of 82.20, all in the fall. She had two rounds in the 70s, coming up with identical 79s in the first

and third round of the Ptarmigan/Ram Fall Classic. She was involved in a multi-car accident and unable to finish the third round of the Heather Farr Memorial. She had compiled a 25-over par 167 in the first two rounds before withdrawing.

**2009-10 (Fr.)**—She played in three tournaments as an individual for the Buffaloes in her freshman season, with nine rounds of action. She compiled an 82.56 stroke average, 83.17 in six rounds in the fall and 81.33 in three rounds in the spring. She had two rounds in the 70s. She finished tied for 81st with a 28-over par 244 performance in the Heather Farr Memorial Invitational, 61st in the BYU at Entrada Classic with a 36-over par 252 and tied for 92nd in the MountainView Collegiate with a 31-over par 247.

**High School**—Dougherty was a four-year letterwinner at Pioneer high school and was a four-time All-League selection and the team's Most Valuable Player. As the number one golfer on her team, Dougherty led the Pioneer golf team to four-straight league championships. She advanced to the Regional Qualifiers all four years and as a senior she was a medalist after shooting a 71 at the Mare Island Golf Course. In her junior season, Dougherty was named the MVP of the league and was a second-team All-Metro selection. She currently holds the prep record at Pioneer high for her low round of 69 that she carded her senior year at the Rio La Paz Golf Club. A dual sport athlete, Dougherty also lettered four years in varsity soccer. She was a four-year starter and a three-time first team all-league selection. As a junior, Dougherty was named the offensive MVP after leading her both her team and the league in assists.

**Other**—2010: She participated in the California State Women's Amateur in San Jose, Calif., in the off season and shot a 82-84-79—245. She went through qualification for both the U.S. Women's Open

and U.S. Amateur championships. For the open qualifying, she played at Coral de Tierra, Calif., and fired a 82-88—170.

**Academics**—Dougherty plans to pursue a degree in business marketing and she is also interested in environmental design at CU. A four-year P.A.T.R.I.O.T. award winner for maintaining above a 4.0 GPA in high school, Dougherty was also a member of the National Honors Society, the California State Scholarship Federation and she graduated sixth in her class.

**Personal**—Mary Devin Dougherty was born on December 27, 1990, and is the daughter of Neil and Rebecca Dougherty of Woodland, Calif. Dougherty comes from a very athletic background and is a second generation Buffalo as her father, Neil, is a former member of the ski team at CU. Her uncle Dan played collegiate tennis at the Air Force Academy and her uncle Drew played football at Dartmouth. Her cousin Dillon golfed at Northwestern University and was the runner-up in the 2005 U.S. Amateur. Dougherty was also recruited by Northwestern and the University of Portland, but chose to attend Colorado because she fell in love with the town of Boulder.

## THE DOUGHERTY FILE

Height: 5-5  
 Class: Junior  
 Hometown: Woodland, Calif.  
 Highschool: Pioneer  
 Tournaments: 5  
 Rounds: 14  
 Stroke Avg: 82.43  
 Rounds 70s: 4  
 Best Career Round: 78 - 6-Over Par  
 2009 Heather Farr Memorial

## DOUGHERTY'S HONORS

Spring 2010 Big 12 Commissioner's Honor Roll

## CAREER STATISTICS

Season	Rds	Strokes	Overall					Spring				Fall			
			Avg.	SCIRP	Avg.	Lo	Hi	Rds	Strokes	Avg.	SCIRP	Rds	Strokes	Avg.	SCIRP
2009-10	9	743	82.56	95	10.56	78	87	6	499	83.17	67	3	244	81.33	28
2010-11	5	411	82.20	51	10.20	79	87	—	—	—	—	5	411	82.20	51
<b>TOTALS</b>	<b>14</b>	<b>1,154</b>	<b>82.43</b>	<b>146</b>	<b>10.43</b>	<b>78</b>	<b>87</b>	<b>6</b>	<b>499</b>	<b>83.17</b>	<b>67</b>	<b>8</b>	<b>655</b>	<b>81.88</b>	<b>79</b>

# TAYLOR DOYLE



**Career**—Doyle enters her junior season with 20 tournaments and 58 rounds of experience to her credit. She has 37 rounds in the 70s and four rounds at or under par in her career. She has one top 20 finish in her career.

**2010-11 (Soph.)**—She finished the season playing in 11 tournaments and 31 rounds with a stroke average of 78.16. She finished the fall season playing in four of five tournaments and in 11 total rounds and had a stroke average of 74.55, third best on the team and the eighth best fall season average in CU history. She opened the season with a 13th place finish in the Ptarmigan/Ram Fall Classic, her first top 20 finish, shooting an impressive 1-over par 217 over the three rounds, including a 2-under par 70 in the third round, her

career best round, collegiate or otherwise. At the Heather Farr Memorial, she put up a first round 71, her second round under par of the season and third of her career, and stood tied for second and after the second round she was tied for third place. On the way home that night, she was involved in a multi-car accident and was unable to finish the tournament and she missed the Alamo Invitational, the last tournament of the fall. All 11 of her rounds counted toward team scoring in the fall and on top of her two sub par rounds, she had one addition round shooting even par.

**2009-10 (Fr-RS)**—She played in nine of 11 tournaments (27 rounds), including all six tournaments and 18 rounds in the spring. She finished fourth on the team with a stroke average of 77.78, sixth best in CU history for a freshman and third best on the team in the spring with a stroke average of 77.39. She had one subpar round with 21 of a possible 24 rounds counting toward team scoring. After not traveling with the team to the Match Play Championships to open the season, she burst on the scene with a third-round 70 at the Ptarmigan/CSU Ram Fall Classic, the best round of her young career, collegiate or otherwise. She finished the Ptarmigan tied for 35th with a 76-77-70—223 (+7) scorecard. She opened the spring at the Northrop Grumann and finished tied for 26th in what she lists as the biggest moment of her career to-date, proving she could contend with the nation's top golfers. She was pushing for a top 10 finish, as she was 2-over par and just two shots out of the top 10 before finishing 5-over on the final four holes. Not shaken by that finish, she used the momentum of her best finish to date and continued to play at that level the remainder of the spring, compiling four top 30 performances before the season was over, including a 29th-place at the BYU at Entrada Classic, her season best finish of 22nd at the Indiana Invitational and 28th at Big 12 Championships. She had a stretch of three consecutive rounds of 74 near the end of the season, the final two at the Indiana Invitational, helping the Buffs to a second-place finish, and first round at the Big 12 Championships, where she was tied for seventh after the first round.

**2008-09 (Fr.)**—Redshirted; she chose to redshirt and improve her game.

**High School**—As a senior at La Jolla High School, she earned the No. 1 ranking in the San Diego South Conference in 2008 with a stroke average of 78. She qualified for CIF Regionals and qualified for the California Girls Golf Championships, advancing to match-play. She earned first-team All-Western League honors each of her four years and she was the team's top golfer all four years, earning four letters for coach Chris Spence. She owned strokes average of 80 as a junior, 81 as a sophomore and 80 as a freshman.

**Other**—A two-time Junior World participant, she owns seven top five tournament finishes including winning the San Diego Junior Golf Association Chula Vista Junior World Qualifier in 2007. 2010: She had a pair of top 10 perfor-

mances over the summer of 2010, including a runner-up performance at the Los Angeles City Amateur Championships, finishing four strokes behind the winner. She also finished fifth in her hometown at the San Diego City Amateur Championship and was six strokes behind the winner. 2009: She finished seventh place in the Pepsi Little People's Collegiate in Quincy, Ill., with a two-round total of 156. She also took home fourth place in the San Diego City Amateur with a three-round total of 237. 2008:

She finished second at the Jags Creek Tournament in Racho Santa Margarita, Calif. She took home fifth place at the Shandin Hills Juniors at the Shandin Hills Golf Club in California. 2007: Won the SDJGA Chula Vista Junior World Qualifier in San Diego. She took home fifth place in San Diego at the Founders Junior Championships at the Cottonwood Country Club. She finished fourth at the FCWT Mission Hills Open in Rancho Mirage, Calif. She tied for seventh at the Jags Hooper Memorial at the California Country Club. She placed 14th at the AJGA Medicus Juniors at Rancho Mirage, Calif. Qualified for the Optimist Championship. 2006: Qualified for the Optimist Championship.

**Academics**—She is pursuing a double-degree in Psychology and Journalism (advertising) at Colorado.

**Personal**—Full name is Taylor Leigh Doyle, she was born April 28, 1990 in San Diego. Daughter of Mark and Lenna Doyle, she has a younger brother, Ben, who also plays golf and won the junior worlds at the age of 7. She enjoys listening to music and going to the beach. She was an Irish step dancer for six years and competed in world-wide competitions. She participated in the Queens organization, a community outreach program in San Diego. She chose Colorado over Texas Tech and Saddleback College because she loved the campus, loved Boulder's seasons and because of the great golf program.

## THE DOYLE FILE

Height: 5-5  
 Class: Junior  
 Experience: 2 Letters  
 Hometown: San Diego, Calif.  
 Highschool: La Jolla  
 Tournaments: 20  
 Rounds: 58  
 Stroke Avg: 77.98  
 Rounds 70s: 37  
 Subpar Rounds: 3  
 Even Par Rounds: 1  
 Top 20 Finishes: 1  
 Rounds Counting: 38/58—65.5%  
 Best Career Round: 70 - 2-Under Par  
 Twice—2009 Ptarmigan Ram Classic & 2010 Ptarmigan Ram Classic

## DOYLE'S HONORS

2011 NCGA All-American Scholar  
 2011 First-Team Academic All-Big 12  
 Spring 2011 Big 12 Commissioner's Honor Roll  
 Fall 2010 Big 12 Commissioner's Honor Roll  
 2010 First-Team Academic All-Big 12  
 Spring 2010 Big 12 Commissioner's Honor Roll  
 Fall 2009 Big 12 Commissioner's Honor Roll  
 Spring 2009 Big 12 Commissioner's Honor Roll  
 Fall 2008 Big 12 Commissioner's Honor Roll

## CAREER STATISTICS

Season	Rds	Strokes	Overall					Spring				Fall			
			Avg.	SCIRP	Avg.	Lo	Hi	Rds	Strokes	Avg.	SCIRP	Rds	Strokes	Avg.	SCIRP
2009-10	27	2,100	77.78	156	5.78	70	87	18	1,393	77.39	100	9	707	78.56	56
2010-11	31	2,423	78.16	196	6.32	70	87	20	1,603	80.15	171	11	820	74.55	25
<b>TOTALS</b>	<b>58</b>	<b>4,523</b>	<b>77.98</b>	<b>352</b>	<b>6.07</b>	<b>70</b>	<b>87</b>	<b>38</b>	<b>2,996</b>	<b>78.84</b>	<b>271</b>	<b>20</b>	<b>1,527</b>	<b>76.35</b>	<b>81</b>

# MEAGHAN KARI



**Career**—Kari enters her senior season with nine tournaments 25 rounds of experience to her credit. She has 10 rounds in the 70s in her career and her score has counted toward team scoring 11 of 14 rounds.

**2010-11 (Jr.)**—She played in four tournaments for the Buffs with three rounds in the 70s finishing the season with a stroke average of 80.18. Her two best rounds came at the Heather Farr Memorial Invitational, when she shot a 1-over par 73

in the first round and a 77 in the second round. She was tied for ninth place after the first round and 10th at the conclusion of the day. She was tied for ninth after the first round and tied for 10th after the second round. Leaving the course that night, she was involved in a multi-car accident and had to withdraw from the final round and she did not play the rest of the fall and limited her to just one tournament and three rounds in the spring.

**2009-10 (Soph.)**—She played in five tournaments in her sophomore season, two in the fall with a stroke average of 79.25 and three in the spring she compiled a stroke average of 80.17. In 14 rounds, she had a stroke average of 79.64 on the season with seven rounds in the 70s. Her best tournament in relation to par came at the Dick McGuire Invitational when she shot a 79-76-74—229, or 10-over par and placed 54th in the field. Her best finish came when she was tied for 39th at the BYU Entrada Classic shooting a 80-79-82—241.

**2008-09 (Fr. at Santa Clara)**—Kari stood out as one of the top freshmen in the West Coast Conference and was an All-WCC Honorable Mention selection at the conclusion of the season. She notched a fifth, ninth and 10th place finish as a member of the SCU golf team, and took 13th place individually at the West Coast Conference Championship.

**High School**—A four-year letterwinner at Windsor high school, Kari was a three-time All-Empire Player of the Year and a four-time MVP of her high school team. She earned first team All-Sonoma County League honors all four years and was named the SCL Player of the Year as both a junior and senior and led her team to three league championships in 2004, '05 and '07, and as a sophomore she helped her WHS team to a third place finish at the North Coast Sectionals. Her best career round in competition is a 69, which she

carded her senior year in high school in 2007. A dual sport athlete, Kari also lettered as a freshman in track.

**Other**—2010: She qualified for the U.S. Women's Amateur Public Links Championship in Notre Dame,

Ind., shooting an 81-76—157 in the qualification process. 2008: She took third in the California Women's Amateur and she also qualified for the U.S. Women's Open Sectionals. 2007: Prior to her collegiate career, Kari represented the Northern California golf team in the Girls Junior Americas Cup in Portland, Ore., in 2007 and helped them to a second place finish in the event.

**In The Classroom**—She is a double major at Colorado in English and women's studies and has twice been honored on the first-team Academic All-Big 12 team. In high school, she was a four-time scholar athlete in high school.

**Personal**—Meaghan Jean Kari was born on November 11, 1989 and is the daughter of Stuart and Teri Kari of Windsor, Calif. Her uncle, Paul Kari, was a cross country skier at Williams College and her cousins, Justin and Daniel Kari, played collegiate soccer at Azuza Pacific. Prior to attending Santa Clara University as a freshman, Kari was also interested in Sacramento State and Cal Poly San Luis Obispo. She chose to transfer to Colorado and finish her collegiate career as a Buff because she was very impressed with the reputation of the golf program and the coaching staff.

## THE KARI FILE

Height:	5-7
Class:	Senior
Hometown:	Windsor, Calif.
Highschool:	Windsor
Previous College:	Santa Clara
Tournaments:	9
Rounds:	25
Stroke Avg:	79.88
Rounds 70s	10
Rounds Counting	11/14—78.6%
Best Career Round	73 - 1-Over Par
	2010 Heather Farr

## KARI'S HONORS

- 2011 First-Team Academic All-Big 12
- Spring 2011 Big 12 Commissioner's Honor Roll
- Fall 2010 Big 12 Commissioner's Honor Roll
- 2010 First-Team Academic All-Big 12
- Spring 2010 Big 12 Commissioner's Honor Roll
- Fall 2009 Big 12 Commissioner's Honor Roll

## CAREER STATISTICS

Season	Rds	Strokes	Overall					Spring				Fall			
			Avg.	SCIRP	Avg.	Lo	Hi	Rds	Strokes	Avg.	SCIRP	Rds	Strokes	Avg.	SCIRP
2009-10	14	1,115	79.64	104	7.43	74	83	6	481	80.17	49	8	634	79.25	55
2010-11	11	882	80.18	96	8.73	73	84	3	246	82.00	36	8	636	79.50	60
<b>TOTALS</b>	<b>25</b>	<b>1,997</b>	<b>79.88</b>	<b>200</b>	<b>8.00</b>	<b>73</b>	<b>84</b>	<b>9</b>	<b>727</b>	<b>80.78</b>	<b>85</b>	<b>16</b>	<b>1,270</b>	<b>79.38</b>	<b>115</b>

# GINA LARSON



**Career**—The lone freshman on CU's roster this coming season, she will have ample opportunity to learn from the experienced and older squad.

**High School**—Although she did not attend Skyline High School, she lettered in golf there four years for coaches Susan Jennings and Valerie Brown. She attended Niwot High School her freshman through junior seasons and Silver Creek High

School as a senior, but neither school fielded a golf team so she played for Skyline. She earned third-team All-American by the Future Collegians World Tour and was named honorable mention All-Region by the Boulder Daily Camera as a senior after being the publication's Golfer of the Year and first-team All-Region as a junior. She earned first-team All-Area by the Longmont Times-Call three times and was that publication's Player of the Year her junior season. The Denver Post named her first-team All-State as a junior and honorable mention after her sophomore campaign. She was named All-Northern League four times and was the league's Golfer of the Year as a junior. Her Skyline team won the 2009 State Championship when she took sixth individually and the team took third her freshman season and she took 15th individually. As a junior, she finished fifth individually at the State Championships. Skyline took third place her junior and freshman seasons winning the 5A Northern Regional Championship her freshman and sophomore years. She was the Longmont All-City champion in 2008, as well. She attended school in Minnesota during the seventh grade before moving to Colorado and lettered in golf there that season as the No. golfer on varsity, earning All-Conference mention. She also participated in basketball and volleyball in high school, earning two letters as a post player on the hardwood her freshman and sophomore seasons and played to years as an outside hitter on the junior varsity volleyball team as a freshman.

**Other**—She has had substantial success in amateur tournaments. She finished 10th among amateurs in the 2010 Colorado Women's Open after taking 20th place in the 2009 event. She has participated in the U.S. Women's Amateur Qualifier in Denver twice, finishing 13th in 2009 and 15th in 2010. This fall she has participated on the Future Collegians World Tour and won her last event on that tour, the Ritz Carlson at Dove Mountain in Tucson, Ariz., on December 11-12. She took eighth at the Coyote Creek Golf Club in November and 11th at the Mission Hills Resort Pete Dye Course in early December. She considers the Boulder Country Club her home course and has shot a 69 there while her best round in competition is a 72, which she did at the Boomerang Golf

Course in Greeley.

**Academics**—She is interested in majoring in psychology or neuroscience at Colorado and would like to pursue a career as a professional golfer or in sports medicine after graduation.

**Personal**—Gina Larson was born Feb. 9, 1993, to Michael and Julie Larson. She has one brother, Brian, who played golf at Kansas State for two years and also attended CU. Her dad played golf at TCU at the same time the CU coach Anne Kelly was on the women's team there, and he is currently the general manager of the Boulder Country Club. She enjoys all sports and outdoor activities and likes to go hunting and fishing with her dad and brother. She chose Colorado because of the academics, coaching staff and facilities, the atmosphere and her future group of teammates. She was also recruited by New Mexico, Colorado State, Baylor, Nebraska, Oklahoma and Wyoming.

## THE LARSON FILE

Height:	5-7
Class:	Freshman
Experience:	High School
Hometown:	Longmont, Colo.
Highschool:	Silver Creek & Skyline

# ALEX STEWART



**Career**—Stewart transferred to Colorado from Purdue where she played in seven events and 21 rounds for the NCAA runner-up Boilermakers. She had a stroke average of 74.81 for Purdue with 20 rounds in the 70s and two rounds under par with four more rounds shooting even par. She had two top 20, one top 10 and one top five finish as a freshman.

**2010-11 at Purdue (Fr.)**—

Stewart came to the defending NCAA Champions and earned a spot as a top five golfer there immediately as a true freshman. She played in seven events, 21 rounds, and finished with a stroke average of 74.81. She played in six of those seven events counting toward team scoring and in those 18 rounds, her score counted 13 times. She had two rounds shooting under par and another four shooting even par. In all, 20 of her 21 rounds were in the 70s with 14 rounds shooting 75 or better. She had her best performance in relation to par by shooting an even par 216 at the Mason Rudolph Championships in Franklin, Tenn., in her second collegiate event. She had her first subpar round there, shooting a 1-under 71 in the first round and she finished tied for 26th. She closed out the fall with her first top 20 performance, finishing tied for 13th at the Lady Northern Invitational in Glencoe, Ill., in October, on the strength of her season best round of 2-under par 70 in the third round. Her best finish of the season came at the Administaff Lady Jaguar where she finished tied for fifth at 3-over par 219.

**High School**—Stewart was homeschooled by her mother, Sandra.

**Other**—Stewart was a four-time high school All-American and advanced to match play at the U.S. Women's Amateur Public Links Championship three years in her pre-collegiate career. She was a member of the U.S. Junior Solheim Cup team and once advanced to match play at the U.S. Women's Amateur Championships. 2010-She advanced to match play at the U.S. Women's Amateur Public Links Championship and won the McArthur Towel and Sports Future Legends Tournament, an AJGA event, by seven strokes. She won the Arizona Silver Belle championship. 2009-She earned second-team All-America honors from the AJGA and was a member

of the U.S. Junior Solheim Cup team, where she helped the U.S. to a 15.5-8.5 victory. She was a member of the victorious AJGA Canon Cup West Team and advanced to match play at both the U.S. Women's Amateur Championship and the U.S. Women's Amateur Public Links Championship, making the round of 32. 2008-An All-American by the Future Collegians World Tour, she also earned honorable mention All-America status by the AJGA. She advanced to the round of 16 at the U.S. Women's Amateur Public Links Championship and won two AJGA events, the Horseshoe Bend Junior Classic and the Scissortail Junior Championship. 2007-Named a Future Collegians World Tour All-American, she was also a member of the Northern Nevada Junior America's Cup team.

**In The Classroom**—She plans to major in Business Management at Colorado. She earned a 3.62 grade point average through two semesters at Purdue.

**Personal**—Alexandra Stewart was born February 27, 1992, in San Ramon, Calif., to Thomas and Sandra Stewart. She is the oldest of four with one younger brother, Max, and two younger sisters, Sami and Haley. Her music teacher was Daryl Hooper, the keyboardist for the 1960s rock band, The Seeds, and she plays the guitar, bass, keyboards and drums. She is interested in a career in professional golf or the music business. She chose Colorado because of the academics, the coaching staff and previously knowing some of the current players.

## THE STEWART FILE

Height: 5-4  
 Class: Sophomore  
 Experience: Transfer  
 Hometown: Elk Grove, Calif.  
 Highschool: Homeschooled  
 Previous College: Purdue

## CAREER STATISTICS

Season	Rds	Strokes	Overall					Spring					Fall			
			Avg.	SCIRP	Avg.	Lo	Hi	Rds	Strokes	Avg.	SCIRP	Rds	Strokes	Avg.	SCIRP	
2010-11	21	1,571	74.81	+59	2.81	70	82	12	891	74.25	+27	9	680	75.56	+32	
<b>PUR TTLS</b>	<b>21</b>	<b>1,571</b>	<b>74.81</b>	<b>+59</b>	<b>2.81</b>	<b>70</b>	<b>82</b>	<b>12</b>	<b>891</b>	<b>74.25</b>	<b>+27</b>	<b>9</b>	<b>680</b>	<b>75.56</b>	<b>+32</b>	

# EMILY TALLEY



**Career**—She has played in 100 rounds at Colorado through the three seasons with a career stroke average of 74.67, which is the CU record for both those with 50 and 100 career rounds played. In those 100 career rounds, 96 have counted toward team scoring, and she has 89 rounds in the 70s and four in the 60s. She has 23 top 20 finishes, 15 top 10 finishes and five top 5 finishes, the first two of which are CU career records. She has

compiled 25 rounds at or under par with 18 of those coming under par. She has a career stroke count in relation to par of +2.63 per round, the top mark in CU history, and she holds school records for most strokes under par in a round and a tournament. She also holds CU career records for most rounds under par, most rounds in the 60s, top 10 finishes and top 20 finishes, consecutive top 20 finishes,

**2010-11 (Jr.)**—She completed one of the best seasons in CU history as a junior, compiling a stroke average of 73.71, the second best in school history behind classmate Jess Wallace. She finished the season with 33 of 35 rounds counting toward team scoring, and she had nine subpar rounds and two more even par rounds. The nine rounds under par is the second best mark in school history. She had 31 rounds in the 70s and three in the 60s. She had 10 top 20 finishes in 12 tournaments, including seven top 10 and three top 5 finishes on the season, all marks ranking second-best in school history. She extended her school record streak of consecutive top 20 finishes to 15 straight tournaments, and in that streak she had nine top 10 and five top 5 finishes. She recorded a stroke average of 72.67 in the fall, the second best in CU history. She held a stroke count in relation to par of 7-over in those 15 rounds. She opened the season shooting a 7-under par 209 at the Ptarmigan/Ram Fall Classic, finishing second individually helping the Buffs to a team victory. Her 7-under par and 209 both match CU records and she became just the second golfer in CU history to go under par in three straight rounds. At the Dick McGuire Invitational, her third round 67 on the par 73 set a new CU record for going 6-under par in a round and was the fourth 67 in school history. She finished seventh at the Johnie Imes Invitational shooting under par

in the last two rounds. At the Heather Farr Memorial, she finished 10th despite almost missing the final round because she was involved in a multi-car accident the night before leaving the course. She was not cleared to play until 15 minutes before the final round and the Buffs were one golfer short and she

helped the Buffs to the team victory. She shot another 67 at the Alamo Invitational to close out the fall season and finished tied for fourth. She was named the Big 12 Golfer of the Month for October. She opened the spring with an eighth place finish at the Stanford Invitational and her best spring performance came at CU's MountainView Invitational in Tucson, where she finished tied for fourth with a 73-71-71—215, or 1-under par.

**2009-10 (So.)**—Talley put the caps on one of the most dominant seasons in CU history and finished the season with a stroke average of 74.94, the second lowest in school history and also second lowest for a sophomore. Her stroke average was 74.50 in the fall, the third best in CU history, while her spring average of 75.28 is the second best in CU history. She played in all 32 rounds, tied for sixth most in CU history and second most for a sophomore. Her stroke count in relation to par of 2.94 was also the second best in CU history. She finished the season with two top 5, four top 10 and seven top 20 finishes in 11 total events. She finished the season with five straight top 20 finishes, setting a new CU record. She had five rounds under par and three more at even par and 31 of her 32 rounds counted toward team scoring. She opened the season with an even par 72 in the Hooters Match Play Championships and then recorded her

## THE TALLEY FILE

Height:	5-9
Class:	Senior
Experience:	3 Letters
Hometown:	Napa, Calif.
Highschool:	R.L. Stevenson
Tournaments:	34
Rounds:	100
Stroke Avg:	74.67
Rounds 70s	89
Rounds 60s	4
Subpar Rounds	18
Even Par Rounds	7
Top 20 Finishes	23
Top 10 Finishes	15
Top 5 Finishes	5
Rounds Counting	96/100—96.0%
Best Career Round	67 - 6-Under Par 2010 Alamo Invitational

## CAREER STATISTICS

Season	Rds	Strokes	Overall					Spring				Fall			
			Avg.	SCIRP	Avg.	Lo	Hi	Rds	Strokes	Avg.	SCIRP	Rds	Strokes	Avg.	SCIRP
2008-09	33	2,489	75.42	104	3.15	70	83	18	1,379	76.61	80	15	1,110	74.00	24
2009-10	32	2,398	74.94	94	2.94	69	84	18	1,355	75.28	62	14	1,043	74.50	32
2010-11	35	2,580	73.71	65	1.86	67	81	20	1,490	74.50	58	15	1,090	72.67	7
<b>TOTALS</b>	<b>100</b>	<b>7,467</b>	<b>74.67</b>	<b>263</b>	<b>2.63</b>	<b>67</b>	<b>84</b>	<b>56</b>	<b>4,224</b>	<b>75.43</b>	<b>200</b>	<b>44</b>	<b>3,243</b>	<b>73.70</b>	<b>63</b>

first round in the 60s with a 69 in the Ptarmigan/Ram Fall Classic, finishing at 2-over par for the three rounds. She took the first top 10 of her season with an eighth place showing in the Heather Farr Memorial. She opened the spring with perhaps the worst showing of her career but rebounded to start her CU record streak of five straight top 20 finishes. Three of those finishes were in the top six as she took sixth at the BYU at Entrada Classic and followed that up with a third place at the MountainView Collegiate. She then ended the season with a fifth place finish at the Big 12 Championships, bettering her placement by one from the season before and matching the second-best performance there in school history, becoming the first Buff named to two Big 12 All-Tournament teams. She was named the Big 12 Golfer of the Month in March becoming just the fourth CU golfer to earn that award. She earned second team Academic All-Big 12 honors and was named CU's female Athlete of the Year at CU's annual CUSPY's banquet.

**2008-09 (Fr.)**—Talley made an immediate impact on the program from the beginning and she joined Dominique Pytlewski as the only two Buffs to play all 33 rounds, which tied for the fourth-most rounds in CU history and second most by a freshman. Talley finished her freshman campaign with a 75.42 average, a freshman record and third lowest overall in CU history. Her stroke average of 74.00 in the fall was the third best performance in CU history while her average of 76.61 in the spring was the ninth lowest in CU history. She took three top-10 finishes and led the Buffs with five top 20 finishes on the year. She got off to a hot start and posted a 3-under 213 in the opening tournament of the year, the CSU Ptarmigan Ram Fall Classic, taking seventh place individually. The 213 at the time was the second best total in CU history. Her back-to-back 2-under par 70's in the first two rounds of the CSU Fall Classic proved to be season lows and she became the sixth player at CU to record two straight rounds under par. She led the Buffs in three tournaments, including the Big 12 Championship Tournament, where Talley took her season-best sixth place finish, best finish in program history at the Championship by a freshman and third best ever. She became the first Buffalo to make the All-Big 12 Tournament Team since 2006, and just the fifth overall since the conference was formed 13 years ago.

**High School**—Talley lettered two years in golf, once as a junior at Justin-Siena High School in Napa, Calif., and again as a senior at R.L. Stevenson School in Pebble Beach, Calif. Talley was first-team All-League and voted Most Valuable Player as a junior, leading Justin-Siena to the MCAL League Championship. She entered as an individual in the North Coast Sections and placed sixth out of 144 prep golfers. Talley transferred to R.L. Stevenson where she received first-team All-League honors again and helped the Pirates to a first place finish in the Mission Trails Athletic League, Cen-

## TALLEY'S HONORS

2011 First-Team All-Big 12  
September 2010 Big 12 Golfer of the Month  
2010 Big 12 All-Tournament Team  
2010 Second-Team Academic All-Big 12  
March 2010 Big 12 Golfer of the Month  
Fall 2009 Big 12 Commissioner's Honor Roll  
2009 Big 12 All-Tournament Team  
Spring 2009 Big 12 Commissioner's Honor Roll

tral Coast Section and Northern California Championships in 2007. She finished 15th individually at the California State Championships and her team took second, falling just one stroke short of the winner. Talley also represented Northern California in the 30th Girls Junior America's Cup in Portland, Ore. and finished ninth out of 72 players from an international field of 18 teams. She participated in a number of JGANC tournaments and, in a seven-month span Talley took first place in nine different tournaments. In the summer of 2008, Talley won the California State Junior Girls Match Play, but fell in the semifinals. She also recorded a fifth place finish in the Trader Joe's AJGA in Pleasanton, Calif. Her best career round in competition is a 68, a feat Talley accomplished on two different occasions. Her home course is the Napa Valley Country Club and she holds the Girl's junior record with an even-par 72. Prior to taking up competitive golf, Talley was an accomplished tennis player and was a two-time First Team All-League tennis player at Justin-Siena.

**Other**—2010: She set the course record at her home course at the Napa Valley Country Club in Napa, Calif., playing from the men's tees by shooting a 69. She also received the alternate spot in the U.S. Women's Amateur Championship at the Green Gable Country Club in Denver.

**In The Classroom**—She is majoring in history and communication at Colorado. In high school, she became a lifetime California Scholarship Federation member.

**Personal**—Emily Watson Talley was born on August 5, 1990 and is the daughter of Robert and Kimberly Talley of Napa, Calif. She has one older sister, Caroline, who graduated from the University of Denver and is a corporate event planner in northern California. Both of Talley's grandparents, along with her great-grandmother attended the University of Colorado. Talley was recruited by Tulane, Santa Clara and UC Davis, but chose Colorado because she fell in love with Boulder, the school, the women's golf coaches and team, and especially loved the spirit that the students of Colorado had.

# JESSICA WALLACE



**Career**—She enters her senior campaign fresh off of setting nearly every season mark in the CU record book her junior season. She has played in 12 tournaments, 35 rounds, with a stroke average of 72.97. In her 35 rounds, she was a collective 39-over par and her stroke count in relation to par was 1.11. She had one victory, six top five finishes, 10 top 10 finishes and 11 top 20 finishes. She had 32 rounds in the 70s and three in the 60s becoming

the first player with more than 20 rounds not to have any rounds in the 80s or higher. She had 10 subpar rounds and 18 total rounds at or under par, and her score counted toward team scoring in all 35 rounds. She set CU records for stroke average, rounds played, stroke count in relation to par, most strokes under par in a round, most rounds under par, most rounds in the 70s, most rounds in the 60s, most top 20 finishes, most top 10 finishes and most top 5 finishes. Her six top 5 finishes are also the CU career mark.

**2010-11 (Jr.)**—Wallace had the most dominant season in CU history and set nearly every season mark in the CU record book. She played in 12 tournaments, 35 rounds, and compiled a stroke average of 72.97, a CU record. She had one victory, six top five finishes, 10 top 10 finishes and 11 top 20 finishes. She had 32 rounds in the 70s and three in the 60s becoming the first player with more than 20 rounds not to have any rounds in the 80s or higher. She had 10 subpar rounds and 18 total rounds at or under par, and her score counted toward team scoring in all 35 rounds. She set CU records for stroke average, rounds played, stroke count in relation to par, most strokes under par in a round, most rounds under par, most rounds in the 70s, most rounds in the 60s, most top 20 finishes, most top 10 finishes and most top 5 finishes. In the fall, she made an immediate impact, posting a stroke average of 72.0, the best in CU history and she also became the first CU golfer to finish under par for the fall, with a stroke count in relation to par of 3-under. She became the first CU golfer to shoot a 66, doing so at the Alamo

Invitational to close out the fall. She also became the second CU golfer to go 6-under par in a round, joining teammate Emily Talley, who accomplished the feat earlier in the fall. She twice finished tournaments at 3-under par, becoming the second CU golfer to accomplish that feat multiple times. She closed out the fall with four straight top five

performances, setting a new CU record for consecutive top 5 finishes and she already matched the CU season mark (in just five tournaments played) and moved up into a tie for the second most such finishes in CU history. She posted two rounds in the 60s, already the third most in a season and fourth most in a career in CU history. She posted six subpar rounds, one off the CU season record, a mark that already ranks in the top five in CU history. She also posted four other rounds at even par and all 15 of her rounds counted toward team scoring. She opened her career at the Ptarmigan/Ram Fall Classic by posting a 1-over par and finishing tied for 13th before going on a tear. She took home fifth in the Dick McGuire Invitational, setting a CU record for the lowest tournament score in a par 73 event, shooting a 2-under par 217 in the three rounds. She kept improving her finishes by taking third in the Johnie Imes Invitational, going 3-under par for the first time shooting a 72-69-72—213. She then won the Heather Farr Memorial Invitational, becoming the fourth golfer in CU history to win an event. Even more impressive, she wasn't cleared to play until about 30 minutes before the round as she was involved in a multi-car accident leaving

## THE WALLACE FILE

Height:	5-4
Class:	Senior
Experience:	1 Letter
Hometown:	Langley, B.C.
Highschool:	Walnut Grove
Previous College:	Pepperdine
Tournaments:	12
Rounds:	35
Stroke Avg:	72.97
Rounds 70s	32
Rounds 60s	3
Subpar Rounds	10
Even Par Rounds	8
Top 20 Finishes	11
Top 10 Finishes	10
Top 5 Finishes	5
Wins	1
Rounds Counting	35/35—100.0%
Best Career Round	66 - 6-Under Par 2010 Alamo Invitational

## CAREER STATISTICS

Season	Rds	Strokes	Overall					Spring				Fall			
			Avg.	SCIRP	Avg.	Lo	Hi	Rds	Strokes	Avg.	SCIRP	Rds	Strokes	Avg.	SCIRP
2008-09	33	2,496	75.64	123	3.73	69	81	24	1,828	76.17	103	9	668	74.22	20
2009-10	31	2,323	74.94	81	2.61	67	80	19	1,412	74.32	37	12	911	75.92	44
2010-11	35	2,554	72.97	39	1.11	66	79	20	1,474	73.70	42	15	1,080	72.00	-3
<b>PEP TTLS</b>	<b>64</b>	<b>4,819</b>	<b>75.30</b>	<b>204</b>	<b>3.19</b>	<b>67</b>	<b>81</b>	<b>43</b>	<b>3,240</b>	<b>75.35</b>	<b>140</b>	<b>21</b>	<b>1,579</b>	<b>75.19</b>	<b>64</b>
<b>CU TTLS</b>	<b>35</b>	<b>2,554</b>	<b>72.97</b>	<b>39</b>	<b>1.11</b>	<b>66</b>	<b>79</b>	<b>20</b>	<b>1,474</b>	<b>73.70</b>	<b>42</b>	<b>15</b>	<b>1,080</b>	<b>72.00</b>	<b>-3</b>
<b>OVERALL</b>	<b>99</b>	<b>7,373</b>	<b>74.48</b>	<b>243</b>	<b>2.45</b>	<b>66</b>	<b>81</b>	<b>63</b>	<b>4,714</b>	<b>74.83</b>	<b>182</b>	<b>36</b>	<b>2,659</b>	<b>73.86</b>	<b>61</b>

the course the night before. She was one of just four golfers counting toward team scoring and responded by shooting an even par 72 in the final round and winning, coming back from a 7-stroke deficit with 10 holes to play and helping the Buffs to a 16-stroke team victory, the biggest in program history. She finished the fall taking home runner-up honors at the Alamo Invitational, again going 3-under for the tournament and shooting the CU record 66 in the second round. She earned two CU Athlete of the Week honors in the fall and was the Big 12 Golfer of the Month for September. Her spring picked up where her fall left off, as she finished in the top 10 in the first six events in the spring. She opened the spring with an eighth place finish in the Stanford Invitational and followed that up with a seventh place finish at San Jose State. Her best spring finish was a third place showing in the Florida Gator Invitational, she she posted her third round in the 60s on the season with a 2-under 68 in the second round. She finished sixth at CU's MountainView Invitational and mirrored that effort in the final regular season event, the Pacific Coast Intercollegiate. She took home a fourth place tie at the Big 12 Championships, earning All-Tournament honors and securing Big 12 Golfer of the Month honors for April. She was the top ranked golfer in the Big 12 for much of the season.

**2009-10 (So. at Pepperdine)**—Wallace earned first-team All-West Coast Conference mention for the second time in her career, finishing the season with a No. 77 individual ranking by Golf Week and No. 78 by Golfstat. She posted a 74.94 stroke average playing in 10 tournaments and 31 rounds. She took home third place at the West Coast Conference Championships shooting a 78-73-77—228. Her season best score was a 3-under 216 (72-72-72) at the Dick McGuire Invitational, earning a seventh place showing. She was tied for 30th at the NCAA East Regional (67-74-79—220) and then had her most impressive showing at the NCAA Championships, finishing 21st with a score of 78-72-68-74—292. She had six rounds under par, including all three at the Dick McGuire Invitational and her 67 in the first round of the NCAA East Regional was her season and collegiate best. She was named to the NCGA All-Academic Scholar team and earned first-team All-WCC Academic and WCC Commissioner's Honor Roll "gold" honors.

**2008-09 (Fr. at Pepperdine)**—Wallace was named first-team All-West Coast Conference as a freshman, posting a 75.64 scoring average in 11 tournaments and 33 rounds. She took home fourth place in the Wave Invitational with a two-round score of 1-under par 143 (71-72). She placed ninth at the West Coast Conference Championships and 51st at the NCAA West Regional, shooting a 3-under par 69 in the final round there to earn her season's best round. She was a key member that day in Pepperdine's comeback to finish eighth place as a team and advance to the NCAA Championships. She tied for 39th at NAAs with a four round total

## WALLACE'S HONORS

2011 Big 12 Newcomer of the Year  
 2011 First-Team All-Big 12  
 2011 Big 12 All-Tournament Team  
 2011 NCGA All-American Scholar  
 March 2011 Big 12 Golfer of the Month  
 Spring 2011 Big 12 Commissioner's Honor Roll  
 November 2010 Big 12 Golfer of the Month  
 Fall 2010 Big 12 Commissioner's Honor Roll

of 304 (79-77-76-72). She totaled four rounds under par. She was named to the NCGA All-Academic Scholar team and warned WCC Commissioner's Honor Roll "silver" honors.

**High School**—Wallace graduated from Walnut Grove Secondary School in Langley, B.C., in 2008.

**Other**—2010: She took second place at the British Columbia Women's Amateur Championship and was a participant at the 2010 U.S. Women's Amateur Championships. She was also a quarterfinalist at the North/South Women's Amateur. 2008: An AJGA Rolex Junior All-American second-team selection, she earned a ranking as high as No. 10 in the AJGA Polo Golf Rankings and was No. 15 in the Golfweek Junior Rankings. 2007: She was named an AJGA Rolex Junior All-American on the honorable mention listing. She won the British Columbia Junior Girls Championship for the second straight year and took home third place in the Canadian Junior Girls Championship. 2006: She was the British Columbia Junior Girls Champion.

**In The Classroom**—She is majoring in business finance at Colorado. At Pepperdine, she was twice named to the NCGA All-Academic Team and twice earned WCC Commissioner's Honor Roll citations. In high school, she was a member of Walnut Grove's honor roll all four years.

**Personal**—Jessica Chungme Wallace was born January 22, 1991, in Vancouver and is the daughter of Darryl and Young Wallace. Her father played soccer at Tulsa. Her brother, Darren, is on the golf team at Washington. She is half-Korean and her middle name translates to Rose. She is fluent in French and is a big hockey fan and her favorite team is the Vancouver Canucks.

# 1994-95



## 1994-95 STATISTICS

Player	Overall								Spring				Fall				Best
	Rd	Strk	Avg.	SCIRP	S-Avg.	Lo	Hi	L54	Rd	Strk	Avg.	SCIRP	Rd	Strk	Avg.	SCIRP	
Ann Grooms	21	1,830	87.14	+354	+16.9	40	98	262	11	935	85.00	+179	10	895	89.50	+175	t-3rd
Erin Hall	20	1,775	88.75	+371	+18.6	45	102	260	11	963	84.55	+207	9	812	90.22	+164	t-11th
Kylee Moullet	18	1,604	89.11	+344	+19.1	45	104	267	11	942	85.64	+186	7	662	94.57	+158	t-9th
Linda Sue Linton	12	1,077	89.75	+249	+20.8	46	103	274	11	981	89.18	+225	1	96	96.00	+24	15th
Ashley Ford	21	1,897	90.33	+421	+20.0	42	102	273	11	976	88.73	+220	10	921	92.10	+201	7th
Heather Allderdice-Gerow	4	368	92.00	+80	+20.0	90	93	276	-	-	-	-	4	368	92.00	+80	t-65th
Lise Gausman	1	92	92.00	+20	+20	92	92		-	-	-	-	1	92	92.00	+20	
Kim Hickel	12	1,148	95.67	+284	+23.7	90	103	284	2	188	94.00	+44	10	960	96.00	+240	t-12th
Andrea Parkhill	1	102	102.00	+30	+30.0	102	102		-	-	-	-	1	102	102.00	+30	
<b>Totals</b>	<b>110</b>	<b>9,893</b>	<b>89.94</b>	<b>+2,153</b>	<b>+19.6</b>	<b>40</b>	<b>104</b>	<b>260</b>	<b>57</b>	<b>4,985</b>	<b>87.46</b>	<b>+1,061</b>	<b>53</b>	<b>4,908</b>	<b>92.60</b>	<b>+1,092</b>	

SCIRP - Stroke Count In Relation to Par

**Top 5 Finishes (2)**—Ann Grooms (2); **Top 10 Finishes (7)**—Ann Grooms (2), Ashley Ford (2), Kylee Moullet (1), Lise Gausman (1), Heather Allderdice-Gerow (1); **Top 20 Finishes (13)**—Linda Sue Linton (2), Kylee Moullet (2), Ann Grooms (2), Ashley Ford (2), Lise Gausman (1), Andrea Parkhill (1), Heather Allderdice-Gerow (1); **Rounds in the 70s (1)**—Kylee Moullet (1); **Rounds Counting Toward Team Scoring (includes ties, 86/110, 78.18%)**—Heather Allderdice-Gerow (3/4, 75.00%), Ashley Ford (17/21, 80.95%), Lise Gausman (1/1, 100.00%), Ann Grooms (21/21, 100.00%), Erin Hall (18/20, 90.00%), Kim Hickel (5/12, 41.67%), Linda Sue Linton (7/12, 58.33%), Kylee Moullet (14/18, 77.78%), Andrea Parkhill (0/1, 0.00%).

## 1994-95 RESULTS

Date	Tournament (Site)	Team Finish	Scores	To Par	Yards	Par
S 12-13	BYU Invitational (Provo, Utah)	14th/14	363, 361, 346 – 1070	+206		72
O 13	Rockies Challenge (Arvada, Colo.)	2nd/3	356 – 356	+68		
O 17-18	Marilyn Smith Sunflower Invitational (Hutchinson, Kan.)	11th/11	395, 364, 372 – 1131	+267		
N 7-9	San Diego State Fall Invitational (Santee, Calif.)	14th/18	364, 362, 369 – 1095	+231		
F 20-21	River Wilderness Intercollegiate (Parrish, Fla.)	12th/12	369, 371 – 740	+164		
M 16-17	Northern Illinois Snowbird Intercollegiate (Tampa, Fla.)	12th/17	348, 341 – 689	+113		72
M 18	South Florida Nine Hole Challenge (Tampa, Fla.)	3rd/3	172 – 172	+28		
M 29-31	Hawaii Rainbow-Wahine Invitational (Honolulu, Hawai'i)	17th/19	349, 359, 355 – 1063	+199		
A 24-25	Big Eight Championships (Stillwater, Okla.)	8th/8	368, 369, 387 – 1124	+260		

# 1995-96



## 1995-96 STATISTICS

Player	Overall								Spring				Fall				Best
	Rd	Strk	Avg.	SCIRP	S-Avg.	Lo	Hi	L54	Rd	Strk	Avg.	SCIRP	Rd	Strk	Avg.	SCIRP	
Kelly Heffer	14	1,156	82.57	+151	+10.8	74	92	237	14	1,156	82.57	+151	-	-	-	-	t-8th
Michelle Thomas	24	2,000	83.33	+275	+11.5	76	90	254	12	1,013	84.42	+152	12	987	82.25	+123	t-20th
Nikki Sennett	25	2,129	85.16	+332	+13.3	76	91	254	11	950	86.36	+161	14	1,179	84.21	+171	t-48th
Ashley Ford	19	1,633	85.95	+265	+13.9	80	94	246	5	441	88.20	+81	14	1,192	85.14	+184	68th
Kylee Moullet	25	2,149	85.96	+352	+14.1	79	97	260	11	963	87.55	+174	14	1,186	84.71	+178	t-18th
Linda Sue Linton	26	2,242	86.23	+373	+14.3	79	109	247	12	1,040	86.67	+179	14	1,202	85.86	+194	40th
Ann Grooms	6	526	87.67	+94	+15.7	85	92	-	-	-	-	-	6	526	84.67	+94	-
Nicole Cavarra	5	471	94.20	+111	+22.2	993	97	274	3	284	84.67	+68	2	187	93.50	+43	77th
<b>Totals</b>	<b>144</b>	<b>12,306</b>	<b>84.46</b>	<b>+1,953</b>	<b>+13.6</b>	<b>74</b>	<b>109</b>		<b>68</b>	<b>5,847</b>	<b>85.99</b>	<b>+966</b>	<b>76</b>	<b>6,459</b>	<b>84.99</b>	<b>+987</b>	

SCIRP - Stroke Count In Relation to Par

**Top 10 Finishes (1)**—Kelly Heffer (1); **Top 20 Finishes (3)**—Michelle Thomas (1), Kelly Heffer (1), Kylee Moullet (1); **Rounds in the 70s (11)**—Michelle Thomas (4), Kelly Heffer (3), Nikki Sennett (2), Linda Sue Linton (1), Kylee Moullet (1); **Rounds Counting Toward Team Scoring (includes ties, 115/141, 81.56%)**—Nicole Cavarra (0/5, 0.00%), Ashley Ford (17/19, 89.47%), Ann Grooms (3/3, 100.00%), Linda Sue Linton (19/26, 73.08%), Kylee Moullet (17/25, 68.00%), Nicole Sennett (23/25, 92.00%), Michelle Thomas (22/24, 91.67).

## 1995-96 RESULTS

Date	Tournament (Site)	Team Finish	Scores	To Par	Yards	Par
S 11-12	Chip-N Club Invitational (Lincoln, Neb.)	8th/17	335, 328, 329 – 992	+128	5,920	72
S 18-19	Brigham Young Woman's Golf Classic (Provo, Utah)	11th/18	339, 315, 331 – 985	+121	6,037	72
O 7-8	Ohio State Lady Buckeye (Columbus, Ohio)	7th/13	331, 335, 332 – 998	+134	5,962	72
O 16-17	Marilyn Smith/Sunflower Classic (Hutchinson, Kan.)	11th/14	321, 345, 345 – 1011	+147	5,918	72
O 30-31	San Diego State Fall Classic (San Diego, Calif.)	18th/23	355, 345 – 700	+124	6,091	72
F 26-27	Texas A&M Monica Welsh Memorial (College Station, Texas)	11th/14	339, 332, 340 – 1011	+147	5,859	72
M 14-15	NIU Snowbird Classic (Tampa, Fla.)	15th/16	353, 336 – 689	+113	5,990	72
M 26-28	University of Hawaii Wahine Inviational (Honolulu, Hawai'i)	13th/19	337, 328, 326 – 991	+127	5,876	71
A 8-9	Susie Maxwell Berning Oklahoma Invitational (Norman, Okla.)	12th/12	343, 336, 328 – 1007	+143	5,920	72
A 22-23	Big Eight Championships (Ames, Iowa)	8th/8	349, 362, 330 – 1041	+189		72

# 1996-97



## 1996-97 STATISTICS

Player	Overall								Spring				Fall				Best
	Rd	Strk	Avg.	SCIRP	S-Avg.	Lo	Hi	L54	Rd	Strk	Avg.	SCIRP	Rd	Strk	Avg.	SCIRP	
Kelly Heffer	29	2,310	79.66	+216	+7.4	74	86	239	12	965	80.42	+98	17	1,345	79.12	+118	t-16th
Michelle Thomas	29	2,390	82.41	+296	+10.2	76	92	243	12	1,008	84.00	+141	17	1,382	81.29	+155	t-17th
Linda Sue Linton	29	2,473	85.28	+379	+13.1	79	93	255	12	1,021	85.08	+154	17	1,452	85.41	+225	t-39th
Katrina Snowgreen	21	1,806	86.00	+285	+13.6	80	96		9	780	86.67	+129	12	1,026	85.50	+156	
Kylee Moullet	21	1,810	86.19	+298	+14.2	79	96	258	12	1,014	84.50	+147	9	796	88.44	+151	55th
Sara Warenski	3	266	88.67	+50	+16.7	85	92	266	3	266	88.67	+50	-	-	-	-	59th
Ashley Ford	5	452	90.40	+92	+18.4	87	95	275	-	-	-	-	5	452	90.40	+92	n/a
Jaime Fundingsland	8	746	93.25	+167	+20.9	84	103	260	-	-	-	-	8	746	93.25	+167	t-59th
<b>Totals</b>	<b>145</b>	<b>12,253</b>	<b>84.50</b>	<b>+1,783</b>	<b>+12.3</b>	<b>74</b>	<b>103</b>		<b>60</b>	<b>5,054</b>	<b>84.23</b>	<b>+719</b>	<b>85</b>	<b>7,199</b>	<b>84.69</b>	<b>+1,064</b>	

SCIRP - Stroke Count In Relation to Par

**Top 20 Finishes (3)**—Kelly Heffer (2), Michelle Thomas (1); **Rounds in the 70s (23)**—Kelly Heffer (12), Michelle Thomas (7), Linda Sue Linton (3), Kylee Moullet (1); **Rounds Counting Toward Team Scoring (includes ties, 116/145, 80.00%)**—Jaime Fundingsland (2/8, 25.00%), Kelly Heffer (29/29, 100.00%), Linda Sue Linton (23/29, 79.31%), Kylee Moullet (14/21, 66.67%), Katrina Snowgreen (16/21, 76.19%), Michelle Thomas (28/29, 96.55%), Sara Warenski (1/3, 33.33%).

## 1996-97 RESULTS

Date	Tournament (Site)	Team Finish	Scores	To Par	Yards	Par
S 9-10	Chip-N Club Invitational (Lincoln, Neb.)	7th/14	332, 333, 334 – 999	+147	5,926	71
S 15-16	Brigham Young Invitational (Provo, Utah)	9th/18	333, 336 – 669	+93	6,047	72
S 22-24	NIKE Invitational (Bend, Ore.)	3rd/18	327, 337, 332 – 996	+132	6,130	72
O 7-8	Big 12 Fall Preview (College Station, Texas)	12th/12	329, 335, 326 – 990	+126	6,041	72
O 14-15	Marilyn Smith/Sunflower Classic (Lawrence, Kan.)	5th/14	331, 323, 323 – 977	+113	6,084	74
O 28-30	New Mexico State Invitational (Las Cruces, N.M.)	12th/19	345, 330, 324 – 999	+111	6,069	73
M 17-18	University of New Mexico Invitational (Albuquerque, N.M.)	5th/15	324, 311, 320 – 955	+79	5,859	72
M 25-27	University of Hawaii Wahine Inviational (Honolulu, Hawai'i)	21st/25	351, 340, 338 – 1029	+165	5,970	72
A 15-16	BYU Cougar Invitational (Provo, Utah)	12th/18	331, 335, 319 – 985	+121	6,398	72
A 21-23	Big 12 Tournament (Lawrence, Kan.)	12th/12	348, 324, 337 – 1009	+145	5,987	72

# 1997-98



## 1997-98 STATISTICS

Player	Overall								Spring				Fall				Best
	Rd	Strk	Avg.	SCIRP	S-Avg.	Lo	Hi	L54	Rd	Strk	Avg.	SCIRP	Rd	Strk	Avg.	SCIRP	
Sarah Bellinger	30	2,413	80.43	+258	+8.6	76	86	231	15	1,208	80.53	+130	15	1,205	80.33	+128	4th
Michelle Thomas	30	2,430	81.00	+275	+9.2	75	87	236	15	1,217	81.13	+139	15	1,213	80.87	+136	2nd
Kiersten Allbright	20	1,657	82.85	+217	+10.9	76	90	238	11	922	83.82	+130	9	735	81.67	+87	t-24th
Brooke Van Wyk	21	1,755	83.57	+248	+11.8	73	94	246	12	1,007	83.92	+145	9	748	83.11	+103	t-23rd
Linda Sue Linton	14	1,184	84.57	+175	+12.7	77	90	245	8	686	85.75	+112	6	498	83.00	+66	t-46th
Jaime Fundingsland	11	938	85.27	+151	+13.7	80	90	252	5	425	85.00	+67	6	513	85.50	+84	t-52nd
Katy Nolan	5	431	86.20	+71	+14.2	81	90	256	2	175	84.50	+31	3	256	85.33	+40	89th
Kylee Moullet	14	1,224	87.43	+219	+15.6	79	98	251	5	449	89.80	+89	9	775	86.11	+130	t-48th
Sara Warenski	5	453	90.60	+93	+18.6	81	94	266	2	187	83.50	+43	3	266	88.67	+50	57th
<b>Totals</b>	<b>150</b>	<b>12,485</b>	<b>83.23</b>	<b>+1,710</b>	<b>+11.4</b>	<b>73</b>	<b>89</b>	<b>231</b>	<b>75</b>	<b>6,276</b>	<b>83.68</b>	<b>+886</b>	<b>75</b>	<b>6,209</b>	<b>82.79</b>	<b>+824</b>	

SCIRP - Stroke Count In Relation to Par

**Top 5 Finishes (2)**—Michelle Thomas (1), Sarah Bellinger (1); **Top 10 Finishes (2)**—Michelle Thomas (1), Sarah Bellinger (1); **Top 20 Finishes (4)**—Sarah Bellinger (3), Michelle Thomas (1); **Rounds in the 70s (33)**—Sarah Bellinger (12), Michelle Thomas (10), Kiersten Allbright (5), Brooke Van Wyk (3), Linda Sue Linton (2), Kylee Moullet (1); **Rounds Counting Toward Team Scoring (includes ties, 120/150, 80.00%)**—Kiersten Allbright (18/20, 90.00%), Sarah Bellinger (30/30, 100.00%), Jaime Fundingsland (7/11, 63.64%), Linda Sue Linton (9/14, 64.29%), Kylee Moullet (8/14, 57.14%), Katy Nolan (2/5, 40.00%), Michelle Thomas (27/30, 90.00%), Brooke Van Wyk (16/21, 76.19%), Sara Warenski (3/5, 60.00%).

## 1997-98 RESULTS

Date	Tournament (Site)	Team Finish	Scores	To Par	Yards	Par
S 8-9	Colorado State Invitational (Fort Collins, Colo.)	11th/17	329, 316, 331 - 976	+124	6,000	71
S 15-16	BYU Invitational (Provo, Utah)	9th/14	313, 335, 332 - 980	+116	5,920	72
S 29-30	Colorado Invitational (Louisville, Colo.)	8th/13	320, 310, 324 - 954	+90	6,170	72
O 6-7	Big 12 Fall Preview (Columbia, Mo.)	12th/12	332, 318, 345 - 995	+131	6,008	72
N 2-4	New Mexico State Invitational (Las Cruces, N.M.)	15th/19	332, 323, 319 - 974	+110	6,084	72
F 23-24	Texas A&M Memorial (College Station, Texas)	14th/16	336, 320, 339 - 995	+131	6,125	72
M 2-3	Bay Area Classic (Vallejo, Calif.)	12th/19	336, 333 - 669	+101	5,833	71
M 14-16	Cal State-Northridge Invitational (Northridge, Calif.)	4th/13	337, 329 - 666	+90	5,951	72
M 24-26	Rainbow Wahine Classic (Honolulu, Hawai'i)	12th/20	325, 318, 323 - 966	+102	5,829	72
A 6-7	Utah Dixie Classic (St. George, Utah)	18th/24	330, 325 - 655	+79	5,887	72
A 24-26	Big 12 Championships (Norman, Okla.)	12th/12	331, 327, 331 - 989	+125	6,013	72

# 1998-99



## 1998-99 STATISTICS

Player	Overall								Spring				Fall				Best
	Rd	Strk	Avg.	SCIRP	S-Avg.	Lo	Hi	L54	Rd	Strk	Avg.	SCIRP	Rd	Strk	Avg.	SCIRP	
Kiersten Allbright	29	2,259	77.90	+171	+5.9	72	86	219	14	1,095	78.21	+87	15	1,164	77.60	+84	1st
Sarah Bellinger	31	2,418	78.00	+186	+6.0	73	85	223	16	1,260	78.75	+108	15	1,158	77.20	+78	4th
Taya Battistella	26	2,046	78.69	+174	+6.7	74	86	225	11	875	79.55	+83	15	1,171	78.07	+91	t-4th
Michelle Thomas	27	2,163	80.11	+219	+8.1	69	92	218	12	1,000	83.33	+136	15	1,163	77.53	+83	t-2nd
Katy Nolan	9	733	81.44	+85	+9.4	77	88	237	3	250	83.33	+34	6	483	80.50	+51	t-32nd
Jaime Fundingsland	19	1,562	82.21	+194	+10.2	75	95	238	7	587	83.86	+83	12	975	81.25	+111	t-42nd
Sara Warenski	3	247	82.33	+31	+10.3	78	87	247	-	-	-	-	3	247	82.33	+31	n/a
Abbie Noon	16	1,327	82.94	+175	+10.9	75	93	241	10	811	81.10	+91	6	516	86.00	+84	t-30th
Brooke Van Wyk	8	667	83.38	+91	+11.4	77	90	252	5	414	82.80	+54	3	253	84.33	+37	t-30th
Gabriella Jakkobsson	3	258	86.00	+42	+14.0	82	90	258	-	-	-	-	3	258	86.00	+42	n/a
Nicole Cavarra	3	265	88.33	+49	+16.3	86	91	265	-	-	-	-	3	265	88.33	+49	n/a
<b>Totals</b>	<b>174</b>	<b>13,945</b>	<b>80.14</b>	<b>+1,417</b>	<b>+8.1</b>	<b>69</b>	<b>95</b>		<b>78</b>	<b>6,292</b>	<b>80.67</b>	<b>+676</b>	<b>96</b>	<b>7,653</b>	<b>79.72</b>	<b>+741</b>	

SCIRP - Stroke Count In Relation to Par

**Top 5 Finishes (7)**—Sarah Bellinger (3), Michelle Thomas (2), Taya Battistella (1), Kiersten Allbright (1); **Top 10 Finishes (10)**—Kiersten Allbright (4), Sarah Bellinger (3), Michelle Thomas (2), Taya Battistella (1); **Top 20 Finishes (14)**—Kiersten Allbright (5), Sarah Bellinger (4), Michelle Thomas (3), Taya Battistella (2); **Rounds in the 60s (1)**—Michelle Thomas (1); **Rounds in the 70s (88)**—Kiersten Allbright (21), Sarah Bellinger (21), Taya Battistella (18), Michelle Thomas (11), Jaime Fundingsland (6), Abbie Noon (5), Katy Nolan (3), Brooke Van Wyk (2), Sara Warenski (1); **Subpar Rounds (2)**—Michelle Thomas (2); **Even-Par Rounds (3)**—Kiersten Allbright (2), Michelle Thomas (1); **Rounds Counting Toward Team Scoring (includes ties, 122/153, 79.74%)**—Kiersten Allbright (25/26, 96.15%), Sarah Bellinger (30/31, 96.77%), Jaime Fundingsland (7/16, 43.75%), Katy Nolan (5/9, 55.56%), Michelle Thomas (20/27, 74.07%), Brooke Van Wyk (4/5, 80.00).

## 1998-99 RESULTS

Date	Tournament (Site)	Team Finish	Scores	To Par	Yards	Par
S 8-9	Ptarmigan Ram Fall Classic (Fort Collins, Colo.)	4th/20	305, 311, 298 – 914	+50	6,007	72
S 14-15	Brigham Young Invitational (Provo, Utah)	2nd/14	302, 306, 302 – 910	+46	5,920	72
S 21-22	Heather Farr Memorial (Louisville, Colo.)	2nd/14	304, 307, 294 – 905	+41		72
O 3-4	Big 12 Fall Preview (Austin, Texas)	10th/12	323, 311, 327 – 961	+97	6,086	72
O 30-N1	Diet Coke/Roadrunner Invitational (Las Cruces, N.M.)	7th/18	319, 309, 305 – 933	+69	6,117	72
F 22-23	GTE "Mo" Memorial (College Station, Texas)	6th/15	329, 321, 315 – 965	+101	6,101	72
M 1-2	Bay Area Classic (Oakland, Calif.)	9th/16	321, 313 – 634	+58		72
M 13-14	Mountain View Collegiate (Tucson, Ariz.)	5th/9	315, 305 – 620	+44	5,906	72
M 26-29	Bryan National Collegiate (Greensboro, N.C.)	12th/12	340, 324, 324 – 988	+124	6,037	72
A 5-6	Utah Dixie Classic (St. George, Utah)	13th/24	321, 306, 327 – 954	+90	5,921	72
A 19-21	Big 12 Championships (Boulder, Colo.)	9th/12	313, 302, 317 – 932	+68		72

# 1999-2000



## 1999-2000 STATISTICS

Player	Overall								Spring				Fall				Best
	Rd	Strk	Avg.	SCIRP	S-Avg.	Lo	Hi	L54	Rd	Strk	Avg.	SCIRP	Rd	Strk	Avg.	SCIRP	
Sarah Bellinger	31	2,420	78.06	+188	+6.1	70	83	224	17	1,350	79.41	+126	14	1,070	76.43	+62	4th
Taya Battistella	31	2,434	78.52	+202	+6.5	71	90	230	17	1,358	79.88	+134	14	1,076	76.86	+68	3rd
Lynn Ann Moretto	25	2,015	80.60	+215	+8.6	74	91	231	14	1,145	81.79	+137	11	870	79.09	+78	t-15th
Jolene Fellhauer	5	406	81.20	+46	+9.2	78	87	247	-	-	-	-	5	4706	81.20	+46	t-48th
Jaime Fundingsland	19	1,543	81.21	+175	+9.2	76	86	241	8	660	82.50	+84	11	883	80.27	+91	t-23rd
Katy Nolan	31	2,527	81.52	+295	+9.5	72	89	234	17	1,387	81.59	+162	14	1,140	81.43	+132	t-26th
Brooke Van Wyk	25	2,068	82.72	+268	+10.7	74	90	244	14	1,160	82.86	+152	11	908	82.55	+116	t-35th
Abbie Noon	5	418	83.60	+58	+11.6	75	89	259	3	259	86.33	+43	2	159	79.50	+15	t-51st
Nicole Cavarra	2	169	84.50	+25	+12.5	79	90	-	-	-	-	-	2	169	84.50	+25	-
Sara Warenski	2	176	88.00	+32	+16.0	85	91	-	-	-	-	-	2	176	88.00	+32	-
<b>Totals</b>	<b>176</b>	<b>14,176</b>	<b>80.55</b>	<b>+1,504</b>	<b>+8.5</b>	<b>70</b>	<b>91</b>	<b>224</b>	<b>90</b>	<b>7,319</b>	<b>81.32</b>	<b>+839</b>	<b>86</b>	<b>6,857</b>	<b>79.73</b>	<b>+665</b>	

SCIRP - Stroke Count In Relation to Par

**Top 5 Finishes (2)**—Sarah Bellinger (1), Taya Battistella (1); **Top 10 Finishes (5)**—Taya Battistella (3), Sarah Bellinger (2); **Top 20 Finishes (12)**—Sarah Bellinger (5), Taya Battistella (4), Lynn Ann Moretto (2), Katy Nolan (1); **Rounds in the 70s (77)**—Sarah Bellinger (22), Taya Battistella (19), Katy Nolan (12), Lynn Ann Moretto (11), Brooke Van Wyk (6), Jaime Fundingsland (3), Jolene Fellhauer (2), Abbie Noon (1), Nicole (1); **Subpar Rounds (3)**—Taya Battistella (2), Sarah Bellinger (1); **Even-Par Rounds (2)**—Katy Nolan (1), Taya Battistella (1); **Rounds Counting Toward Team Scoring (includes ties, 129/160, 80.63%)**—Taya Battistella (29/31, 93.55%), Sarah Bellinger (30/31, 96.77%), Nicole Cavarra (1/2, 50.00%), Jaime Fundingsland (14/17, 82.35%), Lynn Ann Moretto (21/25, 84.00%), Katy Nolan (19/28, 67.86%), Abbie Noon (2/3, 66.67%), Brooke Van Wyk (13/23, 56.52%).

## 1999-2000 RESULTS

Date	Tournament (Site)	Team Finish	Scores	To Par	Yards	Par
S 8-9	Ptarmigan Ram Fall Classic (Fort Collins, Colo.)	t-7th/16	313, 309, 310 – 932	+68	5,998	72
S 13-14	Big 12 Fall Preview (Lincoln, Neb.)	10th/12	317, 325, 312 – 954	+90	6,004	72
S 27-28	Heather Farr/CU Memorial (Louisville, Colo.)	t-4th/15	300, 303 – 603	+27	6,113	72
O 11-12	Jeannine Mchaney Memorial (Lubbock, Texas)	t-5th/13	318, 311, 313 – 942	+78	6,138	72
N 1-3	Diet Coke/Roadrunner Invitational (Las Cruces, N.M.)	13th/21	324, 313, 307 – 944	+80	6,117	72
F 19-20	Mountain View Collegiate (Tucson, Ariz.)	2nd/10	300, 310 – 610	+34	5,921	72
M 6-7	GTE "Mo" Memorial (Houston, Texas)	8th/16	321, 323, 312 – 956	+92	6,119	72
M 17-19	Betsy Rawls Longhorn Classic (Austin, Texas)	11th/13	326, 330, 323 – 979	+115	5,928	72
M 27-30	Dr. Thompson Rainbow Invite (Honolulu, Hawai'i)	9th/14	328, 315, 321 – 964	+100	6,075	72
A 10-11	Susie Maxwell Berning Invitational (Norman, Okla.)	5th/13	322, 320, 327 – 969	+105	5,310	72
A 21-23	Big 12 Championships (Lubbock, Texas)	9th/12	319, 318, 324 – 961	+97	6,138	72

# 2000-01



## 2000-01 STATISTICS

Player	Overall								Spring				Fall				Best
	Rd	Strk	Avg.	SCIRP	S-Avg.	Lo	Hi	L54	Rd	Strk	Avg.	SCIRP	Rd	Strk	Avg.	SCIRP	
Erin Kerr	29	2,244	77.38	+156	+5.4	69	87	227	15	1,167	77.80	+87	14	1,077	76.93	+69	t-2nd
Katy Nolan	17	1,339	78.76	+15	+6.8	73	84	232	15	1,188	79.20	+108	2	151	75.50	+7	t-7th
Sarah Bellinger	29	2,298	79.24	+210	+7.2	72	93	231	15	1,190	79.33	+110	14	1,108	79.14	+100	t-7th
Amanda Fisher	14	1,117	79.79	+109	+7.8	75	87	236	3	249	83.00	+33	11	868	78.91	+76	t-22nd
Robin Worthington	2	160	80.00	+16	+8.0	78	82		-	-	-	-	2	160	80.00	+16	
Jolene Fellhauer	28	2,251	80.39	+235	+8.4	72	89	224	14	1,127	80.50	+119	14	1,124	80.29	+116	t-5th
Jo Pritchard	23	1,851	80.48	+195	+8.5	74	92	237	9	741	82.33	+93	14	1,110	79.29	+102	t-11th
Jennifer Footlik	9	738	82.00	+90	+10.30	75	91	239	1	91	91.00	+19	8	647	80.88	+71	t-32nd
Brooke Van Wyk	10	822	82.20	+102	+10.2	69	90	242	8	647	80.88	+71	2	175	87.50	+31	t-12th
Nicole Cavarra	2	172	86.00	+28	+14.0	84	88		-	-	-	-	2	172	86.00	+28	
<b>Totals</b>	<b>193</b>	<b>15,014</b>	<b>77.79</b>	<b>+1,115</b>	<b>+5.8</b>	<b>69</b>	<b>89</b>	<b>218</b>	<b>105</b>	<b>8,206</b>	<b>78.15</b>	<b>+661</b>	<b>88</b>	<b>6,808</b>	<b>77.36</b>	<b>+454</b>	<b>2nd</b>

SCIRP - Stroke Count In Relation to Par

**Top 5 Finishes (3)**—Erin Kerr (2), Jolene Fellhauer (1); **Top 10 Finishes (7)**—Sarah Bellinger (3), Erin Kerr (2), Katy Nolan (1), Jolene Fellhauer (1); **Top 20 Finishes (16)**—Erin Kerr (6), Sarah Bellinger (4), Jolene Fellhauer (2), Katy Nolan (2), Jo Pritchard (1), Brooke Van Wyk (1); **Rounds in the 60s (2)**—Erin Kerr (1), Brooke Van Wyk (1); **Rounds in the 70s (87)**—Erin Kerr (22), Sarah Bellinger (16), Katy Nolan (13), Jo Pritchard (12), Jolene Fellhauer (10), Amanda Fisher (9), Jennifer Footlik (4), Robin Worthington (1); **Subpar Rounds (2)**—Erin Kerr (1), Brooke Van Wyk (1); **Even-Par Rounds (4)**—Erin Kerr (2), Sarah Bellinger (1), Jolene Fellhauer (1); **Rounds Counting Toward Team Scoring (includes ties, 119/148, 80.41%)**—Sarah Bellinger (25/29, 86.21%), Jolene Fellhauer (19/26, 73.08%), Amanda Fisher (10/14, 71.43%), Jenn Footlik (3/7, 42.86%), Erin Kerr (2/2, 100.00%), Katy Nolan (15/17, 88.24%), Jo Pritchard (18/23, 78.26%), Brooke Van Wyk (0/3, 0.00%).

## 2000-01 RESULTS

Date	Tournament (Site)	Team Finish	Scores	To Par	Yards	Par
S 11-12	Ptarmigan Ram Fall Classic (Fort Collins, Colo.)	4th/15	311, 303, 305 – 919	+55	6,036	72
S 15-16	Oregon State Invitational (Corvallis, Ore.)	12th/18	316, 323, 312 – 951	+87	6,127	72
O 2-3	Big 12 Fall Preview (Waco, Texas)	11th/12	300, 337, 316 – 953	+89	5,991	72
O 9-10	Heather Farr/ CU Memorial (Broomfield, Colo.)	2nd/14	310, 293 – 603	+27	6,069	72
O 30-31	Price's Give 'Em Five Invite (Las Cruces, N.M.)	13th/18	310, 318, 318 – 946	+82	6,117	72
F 12	San Diego State Invitational (San Diego, Calif.)	12th/16	337 – 337	+49		72
F 24-25	Mountain View Collegiate (Tucson, Ariz.)	1st/11	297, 306 – 603	+27	5,921	72
M 5-7	San Jose State Invitational (San Jose, Calif.)	10th/16	317, 305, 303 – 925	+61	5,938	72
M 27-29	Dr. Thompson Rainbow Tournament (Honolulu, Hawai'i)	10th/18	305, 311, 322 – 938	+74	6,075	72
A 9-10	Utah Dixie Classic (St. George, Utah)	6th/19	310, 303, 329 – 942	+78	5,927	72
A 23-25	Big 12 Championships (Ames, Iowa)	11th/12	346, 312, 330 – 988	+124	6,125	72



## 2001-02 STATISTICS

Player	Overall								Spring				Fall				Best
	Rd	Strk	Avg.	SCIRP	S-Avg.	Lo	Hi	L54	Rd	Strk	Avg.	SCIRP	Rd	Strk	Avg.	SCIRP	
Erin Kerr	29	2,208	76.14	+120	+4.1	70	85	219	16	1,211	75.69	+59	13	997	76.69	+61	t-2nd
Jo Pritchard	10	779	77.90	+59	+5.9	74	82	227	3	227	75.67	+11	7	552	78.86	+48	t-6th
Allison Rella	26	2,063	79.35	+191	+7.3	72	88	223	13	1,035	79.62	+99	13	1,028	79.08	+92	t-9th
Jolene Fellhauer	29	2,311	79.69	+223	+7.7	71	92	217	16	1,311	81.94	+159	13	1,000	76.92	+64	t-4th
Jennifer Footlik	18	1,452	80.67	+156	+8.7	76	93	235	13	1,060	81.54	+124	5	392	78.40	+32	t-22nd
Lynn Ann Moretto	21	1,711	81.48	+199	+9.5	69	93	230	8	679	84.88	+103	13	1,032	79.38	+96	t-11th
Robin Worthington	12	986	82.17	+122	+10.2	78	87	241	5	417	83.40	+57	7	569	81.29	+65	t-60th
Joey Stetser	24	1,993	83.04	+265	+11.0	77	93	237	14	1,169	83.50	+161	10	824	82.40	+104	t-34th
<b>Totals</b>	<b>169</b>	<b>13,503</b>	<b>79.90</b>	<b>+1,335</b>	<b>+7.9</b>	<b>69</b>	<b>93</b>	<b>217</b>	<b>88</b>	<b>7,109</b>	<b>80.78</b>	<b>+773</b>	<b>81</b>	<b>6,394</b>	<b>78.94</b>	<b>+562</b>	

SCIRP - Stroke Count In Relation to Par

**Top 5 Finishes (3)**—Erin Kerr (2), Jolene Fellhauer (1); **Top 10 Finishes (7)**—Erin Kerr (3), Jolene Fellhauer (2), Allison Rella (1), Jo Pritchard (1); **Top 20 Finishes (15)**—Erin Kerr (8), Jolene Fellhauer (3), Jo Pritchard (2), Allison Rella (1), Lynn Ann Moretto (1); **Rounds in the 60s (1)**—Lynn Ann Moretto (1); **Rounds in the 70s (84)**—Erin Kerr (22), Jolene Fellhauer (17), Allison Rella (14), Jennifer Footlik (9), Jo Pritchard (8), Lynn Ann Moretto (7), Joey Stetser (6), Robin Worthington (1); **Subpar Rounds (7)**—Erin Kerr (4), Jolene Fellhauer (2), Lynn Ann Moretto (1); **Even-Par Rounds (3)**—Allison Rella (1), Jolene Fellhauer (1), Erin Kerr (1); **Rounds Counting Toward Team Scoring (includes ties, 116/145, 84.62%)**—Jolene Fellhauer (25/29, 86.21%), Jenn Footlik (10/13, 76.92%), Erin Kerr (28/29, 96.55%), Lynn Ann Moretto (13/19, 68.42%), Jo Pritchard (7/8, 84.50%), Allison Rella (22/26, 84.62%), Joey Stetser (8/17, 47.06%), Robin Worthington (3/4, 75.00%).

## 2001-02 RESULTS

Date	Tournament (Site)	Team Finish	Scores	To Par	Yards	Par
S 10-11	Ptarmigan Ram Fall Classic (Fort Collins, Colo.)	2nd/14	298, 298, 299 – 895	+31	6,036	72
S 24-25	Pioneer Highlands Ranch Invitational (Highlands Ranch, Colo.)	4th/14	297, 312 – 609	+33	6,252	72
O 1-2	Big 12 Invitational (Stillwater, Okla.)	13th/16	326, 326, 333 – 985	+121	6,024	72
O 8-9	Heather Farr Memorial Inviational (Broomfield, Colo.)	2nd/13	307, 286 – 593	+17	6,085	72
O 30-31	Rainbow Wahine Classic (Honolulu, Hawai'i)	15th/19	327, 309, 313 – 949	+85	5,900	72
F 25-26	Bay Area Classic (Oakland, Calif.)	8th/16	316, 320 – 636	+60	5,931	72
M 11-12	Pioneer Electronic Bruin Classic (Meneffe, Calif.)	14th/16	313, 317, 322 – 952	+88	6,116	72
M 23-24	Mountain View Collegiate (Tucson, Ariz.)	10th/14	324, 304 – 628	+52	5,934	72
M 28-29	Oregon Invitational (Lebanon, Ore.)	12th/15	319, 303, 311 – 933	+69	5,975	72
A 8-9	Utah Dixie Classic (Provo, Utah)	6th/19	310, 309, 303 – 922	+58		72
A 19-21	Big 12 Championships (Manhattan, Kan.)	11th/12	322, 310, 337 – 969	+105	6,008	72

# 2002-03



## 2002-03 STATISTICS

Player	Overall								Spring				Fall				Best
	Rd	Strk	Avg.	SCIRP	S-Avg.	Lo	Hi	L54	Rd	Strk	Avg.	SCIRP	Rd	Strk	Avg.	SCIRP	
Erin Kerr	31	2,350	75.81	+121	+3.9	71	85	221	15	1,149	76.60	+72	16	1,201	75.06	+49	t-2nd
Allison Rella	30	2,336	77.87	+179	+6.0	72	87	221	15	1,182	78.80	+105	15	1,154	76.93	+74	t-5th
Jolene Fellhauer	28	2,208	78.86	+195	+7.0	67	88	230	12	958	79.83	+97	16	1,250	78.13	+98	t-4th
Maria Persson-Gulda	28	2,233	79.75	+220	+7.9	73	87	234	15	1,206	80.40	+129	13	1,027	79.00	+91	t-19th
Lynn Ann Moretto	11	887	80.36	+92	+8.4	77	86	237	-	-	-	-	11	884	80.36	+92	t-19th
Joey Stetser	25	2,023	80.92	+226	+9.0	75	88	232	15	1,235	82.33	+158	10	788	78.80	+68	t-19th
Jessica Malcom	4	324	81.75	+39	+9.8	79	85	-	-	-	-	-	4	327	81.75	+39	-
Robin Worthington	13	1,107	85.15	+171	+13.2	74	100	241	9	771	85.67	+123	4	336	84.00	+48	t-36th
Kimber Westbrook	4	356	89.00	+68	+17.0	87	91	-	-	-	-	-	4	356	89.00	+68	t-42nd
<b>Totals</b>	<b>174</b>	<b>13,824</b>	<b>79.45</b>	<b>+1,311</b>	<b>+7.5</b>	<b>67</b>	<b>100</b>	<b>221</b>	<b>81</b>	<b>6,501</b>	<b>80.26</b>	<b>+684</b>	<b>93</b>	<b>7,323</b>	<b>78.74</b>	<b>+627</b>	

SCIRP - Stroke Count In Relation to Par

**Top 5 Finishes (6)**—Erin Kerr (4), Jolene Fellhauer (1), Allison Rella (1); **Top 10 Finishes (7)**—Erin Kerr (5), Jolene Fellhauer (1), Allison Rella (1); **Top 20 Finishes (16)**—Erin Kerr (7), Allison Rella (4), Jolene Fellhauer (2), Lynn Ann Moretto (1), Joey Stetser (1), Maria Persson-Gulda (1); **Rounds in the 60s (1)**—Jolene Fellhauer (1); **Rounds in the 70s (94)**—Erin Kerr (25), Allison Rella (22), Maria Persson-Gulda (14), Jolene Fellhauer (14), Joey Stetser (10), Lynn Ann Moretto (7), Jessica Malcom (1), Robin Worthington (1); **Subpar Rounds (5)**—Erin Kerr (4), Jolene Fellhauer (1); **Even-Par Rounds (4)**—Erin Kerr (3), Allison Rella (1); **Rounds Counting Toward Team Scoring (includes ties, 127/162, 76.54%)**—Jolene Fellhauer (21/28, 75.00%), Erin Kerr (29/31, 93.55%), Jessie Malcom (1/2, 50.00%), Lynn Ann Moretto (7/11, 63.64%), Maria Persson-Gulda (22/28, 78.57%), Allison Rella (27/30, 90.00%), Joey Stetser (17/25, 68.00%), Kimber Westbrook (0/2, 0.00%), Robin Worthington (0/5, 0.00%).

## 2002-03 RESULTS

Date	Tournament (Site)	Team Finish	Scores	To Par	Yards	Par
S 9-10	Ptarmigan Ram Fall Classic (Fort Collins, Colo.)	7th/17	304, 305, 303 – 912	+48	6,036	72
S 16-17	Oregon State Shanico Invitational (Corvallis, Ore.)	5th/18	301, 297, 318 – 916	+52	6,160	72
S 23-24	Highlands Ranch Women's Intercollegiate (Highlands Ranch, Colo.)	3rd/7	308, 291 – 599	+23	6,276	72
O 7-8	CU Heather Farr Memorial Invitational (Broomfield, Colo.)	3rd/16	303, 303 – 606	+30	6,158	72
N 1-3	Landfall Tradition Women's Golf Championship (Wilmington, N.C.)	9th/12	312, 317, 311 – 940	+76	6,067	72
N 11-13	Las Vegas Founders Women's Collegiate Showdown (Las Vegas, Nev.)	7th/15	312, 316, 309 – 937	+73		72
F 24-26	Arizona Wildcat Invitational (Tucson, Ariz.)	17th/18	325, 319, 325 – 969	+120	6,238	71
M 10-11	Oregon Duck Invitational (Junction City, Ore.)	8th/12	312, 327, 304 – 943	+79	5,953	72
M 22-23	Mountain View Collegiate (Tucson, Ariz.)	5th/12	301, 309, 307 – 907	+43	5,984	72
A 7-8	Utah Dixie Classic (St. George, Utah)	4th/22	303, 320, 303 – 926	+62		72
A 21-23	Big 12 Championships (Columbia, Mo.)	10th/12	332, 328, 311 – 971	+107		72



## 2003-04 STATISTICS

Player	Overall								Spring				Fall				Best
	Rd	Strk	Avg.	SCIRP	S-Avg.	Lo	Hi	L54	Rd	Strk	Avg.	SCIRP	Rd	Strk	Avg.	SCIRP	
Hannah Hoch	32	1,461	76.91	+157	+4.9	68	88	221	16	1,234	77.13	+82	16	1,227	76.67	+75	8th
Maria Persson-Gulda	32	2,475	77.3	+171	+5.3	71	87	219	16	1,268	79.25	+116	16	1,207	75.44	+55	t-5th
Allison Rella	29	2,302	79.38	+214	+7.4	71	93	225	13	1,047	80.54	+111	16	1,255	78.44	+103	t-7th
Joey Stetser	10	803	80.30	+83	+8.3	75	84	235	-	-	-	-	10	803	80.30	+83	t-23rd
Regina Rodriguez	18	1,453	80.72	+157	+8.7	72	87	237	8	659	82.38	+83	10	794	79.40	+74	t-29th
Robin Worthington	24	1,947	81.13	+219	+9.1	74	88	225	11	920	83.64	+128	13	1,027	79.00	+91	t-17th
Jenn Footlik	13	1,075	82.69	+139	+10.7	76	91	245	6	493	82.17	+61	7	582	73.14	+78	t-39th
Jessica Malcom	21	1,744	83.05	+232	+11.0	71	92	230	11	928	84.36	+136	10	816	81.60	+96	t-31st
Lindsay Koth	4	337	84.25	+49	+12.3	83	86	-	2	169	84.50	+25	2	168	84.00	+24	-
Kimer Westbrook	2	198	99.00	+54	+27.0	96	102	-	-	-	-	-	2	198	99.00	+54	-
<b>Totals</b>	<b>185</b>	<b>14,795</b>	<b>79.97</b>	<b>+1,475</b>	<b>+8.0</b>	<b>68</b>	<b>102</b>	<b>219</b>	<b>83</b>	<b>6,718</b>	<b>80.94</b>	<b>+742</b>	<b>102</b>	<b>8,077</b>	<b>79.19</b>	<b>+733</b>	

SCIRP - Sroke Count In Relation to Par

**Top 5 Finishes (3)**—Hannah Hoch (2), Maria Persson-Gulda (1); **Top 10 Finishes (5)**—Hannah Hoch (3), Maria Persson-Gulda (1), Allison Rella (1); **Top 20 Finishes (16)**—Hannah Hoch (6), Maria Persson-Gulda (6), Robin Worthington (2), Allison Rella (2); **Rounds in the 60s (1)**—Hannah Hoch (1); **Rounds in the 70s (92)**—Hannah Hoch (24), Maria Persson-Gulda (21), Allison Rella (16), Robin Worthington (11), Gina Rodriguez (7), Joey Stetser (5), Jenn Footlik (4), Jessica Malcom (4); **Subpar Rounds (5)**—Hannah Hoch (2), Jessica Malcom (1), Allison Rella (1), Maria Persson-Gulda (1); **Even-Par Rounds (5)**—Maria Persson-Gulda (3), Hannah Hoch (1), Gina Rodriguez (1); **Rounds Counting Toward Team Scoring (includes ties, 119/160, 74.38)**—Jenn Footlik (2/3, 66.67%), Hannah Hoch (28/32, 87.50%), Lindsay Koth (1/2, 50.0%), Jessie Malcom (10/17, 58.82%), Maria Persson-Gulda (27/32, 84.38%), Joey Stetser (6/10, 60.00%), Robin Worthington (18/24, 75.00%).

## 2003-04 RESULTS

Date	Tournament (Site)	Team Finish	Scores	To Par	Yards	Par
S 8-9	Ptarmigan Ram Classic (Fort Collins, Colo.)	5th/16	288, 313, 299 – 900	+36	6,113	72
S 29-30	Ron Moore Women's Intercollegiate (Highlands Ranch, Colo.)	4th/8	312, 314 – 626	+50	6,276	72
O 6-7	Heather Farr Memorial (Broomfield, Colo.)	9th/17	316, 301 – 617	+41		72
O 20-21	Lady Aztec Fall Invitational (Chula Vista, Calif.)	4th/20	303, 305, 291 – 899	+35	6,021	72
N 4-5	Kent Youel Invitational (Oahu, Hawai'i)	12th/17	312, 313, 310 – 935	+71	5,900	72
N 10-12	Las Vegas Founders Showdown (Las Vegas, Nev.)	14th/15	319, 319, 308 – 946	+82		72
F 16-17	Bay Area Classic (San Jose, Calif.)	13th/14	344, 343 – 687	+111	6,069	72
M 1-3	SJSU Spartan Invitational (Corral de Tierra, Calif.)	14th/17	315, 305, 325 – 945	+81	6,010	72
M 15-16	UC-Irvine Anteater Invitational (Irvine, Calif.)	9th/13	303, 321, 323 – 947	+83	6,072	72
M 27-28	Mountain View Collegiate (Tucson, Ariz.)	14th/17	303, 310, 314 – 927	+63	5,982	72
A 5-6	BYU Dixie Classic (St. George, Utah)	10th/13	320, 321, 320 – 961	+97		72
A 23-25	Big 12 Championships (College Station, Texas)	12th/12	309, 322 – 631	+55		72

# 2004-05



## 2004-05 STATISTICS

Player	Overall								Spring				Fall				Best
	Rd	Strk	Avg.	SCIRP	S-Avg.	Lo	Hi	L54	Rd	Strk	Avg.	SCIRP	Rd	Strk	Avg.	SCIRP	
Hannah Hoch	31	2,318	74.77	+86	+2.8	69	83	215	17	1,293	76.06	+69	14	1,025	73.21	+17	1st
Allison Rella	28	2,144	76.57	+125	+4.5	70	82	217	14	1,083	77.36	+72	14	1,061	75.79	+53	5th
Maria Persson-Gulda	31	2,392	77.16	+160	+5.2	70	88	224	17	1,335	78.53	+111	14	1,057	75.50	+49	5th
Lindsay Koth	5	400	80.00	+40	+8.0	76	83	240	3	240	80.00	+24	2	160	80.00	+16	t-44th
Jessica Malcom	28	2,242	80.07	+229	+8.2	72	91	228	17	1,354	79.65	+133	11	888	80.73	+96	t-31st
Jess Ellis	19	1,557	81.95	+192	+10.1	74	96	235	14	1,153	82.36	+148	5	404	80.80	+44	t-44th
Regina Rodriguez	5	410	82.00	+50	+10.0	75	87	253	-	-	-	-	5	410	82.00	+50	33rd
Lindsay Senger	19	1,566	82.42	+195	+10.3	75	93	235	8	687	85.88	+108	11	879	79.91	+87	t-36th
Charlotte Persson-Gulda	8	685	85.63	+109	+13.6	79	97	256	-	-	-	-	8	685	85.63	+109	70th
<b>Totals</b>	<b>174</b>	<b>13,714</b>	<b>78.82</b>	<b>+1,186</b>	<b>+6.8</b>	<b>69</b>	<b>97</b>	<b>215</b>	<b>90</b>	<b>7,145</b>	<b>79.39</b>	<b>+665</b>	<b>84</b>	<b>6,569</b>	<b>78.20</b>	<b>+521</b>	

SCIRP - Stroke Count In Relation to Par

**Top 5 Finishes (6)**—Hannah Hoch (3), Allison Rella (2), Maria Persson-Gulda (1); **Top 10 Finishes (10)** —Hannah Hoch (6), Maria Persson-Gulda (2), Allison Rella (2); **Top 20 Finishes (19)** —Hannah Hoch (9), Allison Rella (6), Maria Persson-Gulda (4); **Rounds in the 60s (2)** —Hannah Hoch (2); **Rounds in the 70s (100)** —Hannah Hoch (28), Maria Persson-Gulda (23), Allison Rella (21), Jessica Malcom (10), Jess Ellis (7), Lindsay Senger (7), Lindsay Koth (2), Lotta Persson-Gulda (1), Regina Rodriguez (1); **Subpar Rounds (6)** —Hannah Hoch (4), Allison Rella (1), Maria Persson-Gulda (1); **Even-Par Rounds (6)** —Hannah Hoch (4), Allison Rella (1), Maria Persson-Gulda (1); **Rounds Counting Toward Team Scoring (includes ties, 127/155, 81.94%)**—Jessica Ellis (9/17, 52.94%), Hannah Hoch (31/31, 100.00%), Jessie Malcom (16/28 57.14%), Charlotte Persson-Gulda (0/3, 0.00%), Maria Persson-Gulda (30/31, 96.77%), Allison Rella (28/28, 100.00%), Regina Rodriguez (1/2, 50.00%), Lindsay Senger (9/15, 60.0%).

## 2004-05 RESULTS

Date	Tournament (Site)	Team Finish	Scores	To Par	Yards	Par
S 13-14	Ptarmigan Ram Classic (Fort Collins, Colo.)	2nd/18	302, 304, 296 – 902	+38	6,113	72
S 20-21	Ron Moore Classic (Highlands Ranch, Colo.)	6th/16	306, 311, 309 – 926	+62	6,225	72
O 4-5	Heather Farr Memorial/CU Invite (Broomfield, Colo.)	4th/14	303, 307 – 610	+34	6,128	72
O 11-12	Bronco Fall Invitational (Kuna, Idaho)	2nd/18	304, 293, 306 – 903	+39	6,038	72
O 26-27	Kent Youel Invitational (Oahu, Hawai'i)	8th/15	299, 304, 309 – 912	+48	6,033	72
F 21-22	Miccosukee Championship (Miami, Fla.)	5th/18	306, 310, 318 – 934	+58	5,919	73
M 8-9	Spartan Invitaitaional (Monterey, Calif.)	13th/15	319, 299, 305 – 923	+74	5,826	71
M 15-16	Anteater Invitational (Irvine, Calif.)	4th/10	322, 308, 313 – 943	+79	6,061	72
M 26-27	Mountain View Collegiate (Tucson, Ariz.)	6th/15	299, 292, 297 – 888	+24		72
A 4-5	Utah Dixie Classic (St. George, Utah)	5th/14	335, 310 – 645	+69		72
A 22-24	Big 12 Championships (Austin, Texas)	11th/12	307, 323, 325 – 955	+91		72



## 2005-06 STATISTICS

Player	Overall								Spring				Fall				Best
	Rd	Strk	Avg.	SCIRP	S-Avg.	Lo	Hi	L54	Rd	Strk	Avg.	SCIRP	Rd	Strk	Avg.	SCIRP	
Lindsay Caljouw	30	2,280	76.00	+120	+4.0	70	85	218	15	1,128	75.20	+48	15	1,152	76.80	+72	t-3rd
Maria Persson-Gulda	32	2,445	76.41	+141	+4.4	71	84	220	17	1,293	76.06	+69	15	1,152	76.80	+72	t-5th
Hannah Hoch	32	2,474	77.31	+170	+5.3	73	83	226	17	1,303	76.64	+79	15	1,171	78.07	+91	t-14
Jessica Malcom	12	949	79.08	+85	+7.1	75	82	232	-	-	-	-	12	949	79.08	+85	t-36th
Lindsay Koth	26	2,072	79.69	+200	+7.7	73	88	228	17	1,337	78.65	+113	9	735	81.67	+87	t-35th
Lindsay Senger	26	2,082	80.08	+210	+8.1	74	85	234	17	1,354	79.65	+130	9	728	80.89	+80	t-40th
Catherine Woods	3	241	80.33	+25	+8.3	78	83	241	3	241	80.33	+285	-	-	-	-	t-70th
Cierra Ko	6	487	81.17	+55	+9.2	79	85	242	-	-	-	-	6	487	81.17	+55	t-68th
Jess Ellis	6	495	82.50	+63	+10.5	76	88	-	3	236	78.67	+20	3	59	86.33	+43	-
Sarah Ruybalid	3	248	82.67	+32	+10.7	81	85	248	-	-	-	-	3	248	82.67	+32	t-77th
Charlotte Persson-Gulda	5	421	84.20	+61	+12.2	81	87	255	2	166	83.00	+22	3	255	85.00	+39	t-90th
<b>Totals</b>	<b>181</b>	<b>14,194</b>	<b>78.42</b>	<b>+1,162</b>	<b>+6.4</b>	<b>70</b>	<b>88</b>	<b>218</b>	<b>91</b>	<b>7,058</b>	<b>77.56</b>	<b>+506</b>	<b>90</b>	<b>7,136</b>	<b>79.29</b>	<b>+656</b>	

SCIRP - Stroke Count In Relation to Par

**Top 5 Finishes (2)** —Lindsay Caljouw (1), Maria Persson-Gulda (1); **Top 10 Finishes (5)** —Lindsay Caljouw (3), Maria Persson-Gulda (2); **Top 20 Finishes (10)** —Lindsay Caljouw (4), Maria Persson-Gulda (4), Hannah Hoch (2); **Rounds in the 70s (117)** —Maria Persson-Gulda (27), Lindsay Caljouw (26), Hannah Hoch (24), Lindsay Koth (15), Lindsay Senger (14), Jessica Malcom (7), Jess Ellis (2), Cierra Ko (1), Catherine Woods (1); **Subpar Rounds (3)** —Maria Persson-Gulda (2), Lindsay Caljouw (1); **Even-Par Rounds (4)** —Lindsay Caljouw (3), Maria Persson-Gulda (1); **Rounds Counting Toward Team Scoring (includes ties, 44/145, 30.34%)** —Lindsay Caljouw (9/27, 33.33%), Hannah Hoch (11/29, 37.93%), Cierra Ko (0/3, 0.00%), Lindsay Koth (3/23, 13.04%), Charlotte Persson-Gulda (1/2, 50.00%), Maria Persson-Gulda (11/29, 37.93%), Lindsay Senger (3/23, 13.04%).

## 2005-06 RESULTS

Date	Tournament (Site)	Team Finish	Scores	To Par	Yards	Par
S 12-13	Ptarmigan Ram Classic (Fort Collins, Colo.)	10th/18	304, 308, 312 – 924	+60	6,223	72
S 26-27	Ron Moore Classic (Highlands Ranch, Colo.)	3rd/14	304, 299, 301 – 904	+40	6,225	72
O 3-4	Heather Farr Memorial/CU Invite (Broomfield, Colo.)	8th/18	301, 298, 313 – 912	+48	6,236	72
O 17-18	Price's Give 'Em Five Invite (Las Cruces, N.M.)	19th/21	319, 305, 316 – 940	+76	6,319	72
N 1-2	Kent Youel Invitational (Oahu, Hawai'i)	17th/18	317, 330, 330 – 977	+113	6,255	72
F 27-28	Kitihara Fresno State Invitational (Fresno, Calif.)	t-17th/19	318, 308 – 626	+50	6,004	72
M 13-15	UNLV Spring Rebel Invitational (Boulder City, Nev.)	16th/19	313, 307, 315 – 935	+71	6,153	72
M 25-26	Mountain View Collegiate (Catalina, Ariz.)	t-10th/15	304, 305, 297 – 906	+42	6,138	72
A 3-4	Northwestern Invitational (Rancho Mirage, Calif.)	t-9th/14	296, 303, 300 – 899	+35	6,238	72
A 9-10	Susie Maxwell Berning Invitational (Norman, Okla.)	8th/17	305, 302, 313 – 920	+56	6,013	72
A 17-19	Big 12 Conference Championships (Lincoln, Neb.)	3rd/12	315, 296, 311 – 922	+58	6,167	72



## 2006-07 STATISTICS

Player	Overall								Spring				Fall				Best
	Rd	Strk	Avg.	SCIRP	S-Avg.	Lo	Hi	L54	Rd	Strk	Avg.	SCIRP	Rd	Strk	Avg.	SCIRP	
Lindsay Caljouw	23	1,744	75.83	+88	+3.8	70	83	222	14	1,057	75.50	+49	9	687	76.33	+39	2nd
Julie Kim	28	2,134	76.21	+118	+4.2	67	88	215	16	1,225	76.56	+73	12	909	75.75	+45	t-3rd
Lindsay Senger	29	2,227	76.79	+139	+4.8	70	83	214	14	1,069	76.36	+61	15	1,158	77.20	+78	2nd
Hannah Hoch	25	1,933	77.32	+133	+5.3	71	84	217	13	1,014	78.00	+78	12	919	76.58	+55	t-7th
Dominique Pytlewski	31	2,410	77.74	+178	+5.7	72	86	223	16	1,246	77.88	+94	15	1,164	77.60	+84	t-8th
Lindsay Koth	12	940	78.33	+76	+6.3	72	82	232	3	232	77.33	+16	9	708	78.67	+60	t-60th
Christine Kim	22	1,725	78.41	+141	+6.4	71	90	231	10	783	78.30	+63	12	942	78.50	+78	t-24th
Cierra Ko	3	241	80.33	+25	+8.3	78	85	241	-	-	-	-	3	241	80.33	+25	t-57th
Jess Ellis	3	269	89.67	+53	+17.7	85	97	269	-	-	-	-	3	269	89.67	+53	
<b>Totals</b>	<b>176</b>	<b>13,623</b>	<b>77.40</b>	<b>+951</b>	<b>+5.4</b>	<b>67</b>	<b>97</b>	<b>214</b>	<b>8</b>	<b>6,626</b>	<b>77.05</b>	<b>+434</b>	<b>90</b>	<b>6,997</b>	<b>77.74</b>	<b>+517</b>	

SCIRP - Stroke Count In Relation to Par

**Top 5 Finishes (3)** —Julie Kim (1), Lindsay Senger (1), Lindsay Caljouw (1); **Top 10 Finishes (10)** —Lindsay Caljouw (3), Lindsay Senger (2), Julie Kim (2), Hannah Hoch (2), Dominique Pytlewski (1); **Top 20 Finishes (15)** —Julie Kim (4), Lindsay Caljouw (4), Lindsay Senger (3), Hannah Hoch (3), Dominique Pytlewski (1); **Rounds in the 60s (2)** —Julie Kim (2); **Rounds in the 70s (126)** —Dominique Pytlewski (24), Lindsay Senger (21), Lindsay Caljouw, (20), Julie Kim (19), Hannah Hoch (17), Christine Kim (16), Lindsay Koth (7), Cierra Ko (2); **Subpar Rounds (9)** —Julie Kim (3), Lindsay Caljouw (2), Lindsay Senger (2), Christine Kim (1), Hannah Hoch (1); **Even-Par Rounds (12)** —Julie Kim (4), Hannah Hoch (2), Dominique Pytlewski (2), Lindsay Koth (1), Christine Kim (1), Lindsay Senger (1), Lindsay Caljouw (1); **Rounds Counting Toward Team Scoring (includes ties, 129/153, 84.31%)**—Lindsay Caljouw (22/23, 95.65%), Hannah Hoch (17/22, 77.27%), Christine Kim (14/16, 84.50%), Julie Kim (25/28, 89.29%), Lindsay Koth (6/6, 100.00%), Dominique Pytlewski (23/31, 74.19%), Lindsay Senger (22/27, 81.48%).

## 2006-07 RESULTS

Date	Tournament (Site)	Team Finish	Scores	To Par	Yards	Par
S 11-12	Ptarmigan Ram Classic (Fort Collins, Colo.)	1st/17	286, 292, 294 – 872	+8	6,226	72
S 18-19	Salbesgeon Suites Invitational (Corvallis, Ore.)	10th/18	297, 311, 307 – 915	+51	6,271	72
O 2-3	CU Heather Farr Memorial Invitational (Broomfield, Colo.)	t-5th/17	294, 304, 316 – 914	+50	6,280	72
O 16-18	Price's Give 'Em Five Invite (Las Cruces, N.M.)	13th/17	313, 309, 309 – 931	+67	6,319	72
O 30-31	Edwin Watts/Palmetto Intercollegiate (Kiawah Island, S.C.)	16th/19	311, 310, 302 – 923	+59	5,953	72
F 5-6	Bajamar Women's Intercollegiate (Ensenada, Mexico)	t-3rd/15	298, 322 – 620	+44	6,094	72
F 26-27	Fresno State Invitational (Fresno, Calif.)	t-6th/18	308, 306 – 614	+38	6,072	72
M 5-6	San Jose State Spartan Invitational (San Jose, Calif.)	t-2nd/14	291, 301, 300 – 892	+28	6,121	72
M 24-25	MountainView Collegiate (Catalina, Ariz.)	11th/16	295, 299, 296 – 890	+26	6,126	72
A 3-4	BYU Dixie Classic (St. George, Utah)	6th/16	304, 307, 303 – 914	+50	6,029	72
A 16-18	Big 12 Tournament (Waco, Texas)	6th/12	308, 324, 307 – 939	+75	6,142	72



## 2007-08 STATISTICS

Player	Overall								Spring				Fall				Best
	Rd	Strk	Avg.	SCIRP	S-Avg.	Lo	Hi	L54	Rd	Strk	Avg.	SCIRP	Rd	Strk	Avg.	SCIRP	
Julie Kim	21	1,600	76.19	+91	+4.3	69	83	219	6	462	77.00	+36	15	1,138	75.87	+55	6th
Dominique Pytlewski	35	2,674	76.40	+159	+4.5	70	90	216	20	1,562	78.10	+130	15	1,112	74.13	+29	1st
Lindsay Senger	35	2,708	77.37	+193	+5.5	71	87	225	20	1,564	78.20	+132	15	1,144	76.27	+61	t-8th
Stephanie Simich	35	2,736	78.17	+221	+6.3	69	89	223	20	1,561	78.05	+129	15	1,175	78.33	+92	t-15th
Christine Kim	20	1,566	78.30	+134	+6.7	72	87	231	20	1,566	78.30	+134	-	-	-	-	t-7th
Cierra Ko	29	2,400	82.76	+311	+10.7	75	92	241	14	1,156	82.57	+150	15	1,244	82.93	+161	t-40th
<b>Totals</b>	<b>175</b>	<b>13,684</b>	<b>78.19</b>	<b>+1,109</b>	<b>+6.3</b>	<b>69</b>	<b>92</b>	<b>216</b>	<b>100</b>	<b>7,871</b>	<b>78.71</b>	<b>+711</b>	<b>75</b>	<b>5,813</b>	<b>77.51</b>	<b>+398</b>	

SCIRP - Stroke Count In Relation to Par

**Top 5 Finishes (3)** —Dominique Pytlewski (3); **Top 10 Finishes (8)** —Dominique Pytlewski (5), Lindsay Senger (2), Stephanie Simich (2), Christine Kim (1); **Top 20 Finishes (14)** —Dominique Pytlewski (5), Julie Kim (4), Lindsay Senger (2), Stephanie Simich (2), Christine Kim (1); **Rounds in the 60s (2)** —Julie Kim (1), Stephanie Simich (1); **Rounds in the 70s (110)** —Dominique Pytlewski (28), Lindsay Senger (26), Stephanie Simich (21), Julie Kim (17), Christine Kim (12), Cierra Ko (6); **Subpar Rounds (10)** —Dominique Pytlewski (5), Stephanie Simich (2), Julie Kim (2), Lindsay Senger (1); **Even-Par Rounds (4)** —Christine Kim (1), Julie Kim (1), Lindsay Senger (1), Dominique Pytlewski (1); **Rounds Counting Toward Team Scoring (includes ties, 145/175, 82.86%)** —Christine Kim (16/20, 80.00%), Julie Kim (20/21, 95.24%), Cierra Ko (13/29, 44.83%), Dominique Pytlewski (32/35, 91.43%), Lindsay Senger (34/35, 97.14%), Stephanie Simich (30/35, 85.71%).

## 2007-08 RESULTS

Date	Tournament (Site)	Team Finish	Scores	To Par	Yards	Par
S 10-11	Ptarmigan Ram Classic (Fort Collins, Colo.)	t-3rd/20	300, 292, 299 – 891	+27	6,223	72
S 17-18	Ron Moore Denver Invitational (Highlands Ranch, Colo.)	14th/18	312, 314, 296 – 922	+58	6,518	72
O 1-2	CU Heather Farr Memorial Invitational (Broomfield, Colo.)	1st/20	301, 287, 297 – 885	+21	6,221	72
O 8-9	Jeannine McHaney/Audrey Morehead Invitational (Lubbock, Texas)	3rd/14	312, 305, 303 – 920	+44	6,525	73
O 30-31	Kent Youel Invitational (Honolulu, Hawai'i)	t-12th/19	314, 313, 313 – 940	+76	6,150	72
F 22-24	Florida Invitational (Gainesville, Fla.)	t-10th/15	312, 309, 299 – 920	+80	5,907	70
M 3-4	San Jose State Spartan Invitational (San Jose, Calif.)	t-7th/15	311, 307, 303 – 921	+57	6,179	72
M 24-25	Oregon Invitational (Eugene, Ore.)	7th/15	308, 311, 308 – 927	+63	6,052	72
M 29-30	MountainView Collegiate (Tucson, Ariz.)	12th/17	300, 304, 306 – 910	+46	6,126	72
M 31-A1	Sac State Invitational (Sacramento, Calif.)	t-8th/19	307, 296, 310 – 913	+49	6,018	72
A 11-12	Peg Barnard/Stanford Collegiate (Stanford, Calif.)	8th/14	315, 304 – 619	+51	6,117	71
A 25-27	Big 12 Tournament (Stillwater, Okla.)	11th/12	351, 322, 329 – 1002	+138	6,210	72



## 2008-09 STATISTICS

Player	Overall								Spring				Fall				Best
	Rd	Strk	Avg.	SCIRP	S-Avg.	Lo	Hi	L54	Rd	Strk	Avg.	SCIRP	Rd	Strk	Avg.	SCIRP	
Emily Childs	16	1,174	73.38	+16	+1.0	67	81	209	1	75	75.00	+3	15	1,099	73.27	+13	2nd
Emily Talley	33	2,489	75.42	+104	+3.2	70	83	213	18	1,379	76.61	+80	15	1,110	74.00	+24	t-6th
Julie Kim	25	1,918	76.72	+112	+4.5	71	84	217	16	1,235	77.19	+80	9	683	75.89	+32	t-18th
Dominique Pytlewski	33	2,541	77.00	+156	+4.7	68	89	213	18	1,405	78.06	+106	15	1,136	75.73	+50	t-7th
Stephanie Simich	30	2,340	78.00	+174	+5.8	71	89	223	18	1,414	78.56	+115	12	923	77.17	+59	t-9th
Christine Kim	27	2,141	79.30	+188	+7.0	72	90	219	18	1,429	79.39	+130	9	712	79.11	+58	t-11th
Cierra Ko	6	491	81.83	+59	+9.8	77	86	241	3	241	80.33	+25	3	250	83.33	+34	t-65th
<b>Totals</b>	<b>170</b>	<b>13,094</b>	<b>77.02</b>	<b>+809</b>	<b>+4.8</b>	<b>67</b>	<b>90</b>	<b>209</b>	<b>92</b>	<b>7,178</b>	<b>78.02</b>	<b>+539</b>	<b>78</b>	<b>5,916</b>	<b>75.85</b>	<b>+270</b>	

SCIRP - Stroke Count In Relation to Par

**Top 5 Finishes (2)**—Emily Childs (2); **Top 10 Finishes (10)**—Emily Talley (4), Emily Childs (4), Dominique Pytlewski (1), Stephanie Simich (1); **Top 20 Finishes (16)**—Emily Talley (6), Emily Childs (5), Stephanie Simich (2), Christine Kim (1), Dominique Pytlewski (1); **Rounds in the 60s (5)**—Emily Childs (3), Dominique Pytlewski (2); **Rounds in the 70s (122)**—Emily Talley (30), Dominique Pytlewski (22), Stephanie Simich (21), Julie Kim (19), Christine Kim (16), Emily Childs (12), Cierra Ko (2); **Subpar Rounds (19)**—Dominique Pytlewski (7), Emily Childs (6), Emily Talley (4), Julie Kim (1), Stephanie Simich (1); **Even-Par Rounds (11)**—Julie Kim (3), Emily Talley (2), Christine Kim (2), Stephanie Simich (2), Emily Childs (1), Dominique Pytlewski (1); **Rounds Counting Toward Team Scoring (Includes ties, 139/164, 84.76%)**—Emily Childs (15/16, 93.75%), Christine Kim (20/27, 74.07%), Julie Kim (21/25, 84.00%), Dominique Pytlewski (27/33, 81.82%), Stephanie Simich (24/30, 80.00%), Emily Talley 32/33, 96.97%.

## 2008-09 RESULTS

Date	Tournament (Site)	Team Finish	Scores	To Par	Yards	Par
S 8-9	Ptarmigan Ram Classic (Ft. Collins, Colo.)	2nd/19	283, 279, 290 – 852	-12	6,206	72
S 18-20	UNM Branch Law Firm / Dick McGuire Invitational (Albuquerque, N.M.)	6th/16	301, 302, 296 – 899	+23	6,167	73
S 29-30	CU Heather Farr Memorial Invitational (Broomfield, Colo.)	3rd/20	286, 291, 290 – 867	+3	6,211	72
O 6-7	Jeannie McHaney / Audrey Morehead Invitational (Lubbock, Texas)	t-3rd/13	313, 301, 306 – 920	+44	6,525	73
N 2-3	Texas State Challenger at Wolfdancer (Austin, Texas)	1st/16	307, 313, 308 – 928	+64	6,141	72
F 15-17	San Diego State Spring Invitational (San Diego, Calif.)	9th/18	306, 326, 304 – 936	+72	6,187	72
M 13-15	LSU/Cleveland Golf Classic (Baton Rouge, La.)	t-10th/18	296, 301, 287 – 884	+20	6,424	72
M 28-29	MountainView Collegiate (Tucson, Ariz.)	t-11th/19	297, 301, 307 – 905	+41	6,263	72
A 3-5	Ping / ASU Invitational (Tempe, Ariz.)	15th/17	310, 314, 307 – 931	+67	6,230	72
A 23-25	Big 12 Tournament (Lubbock, Texas)	t-8th/12	317, 305, 330 – 952	+76	6,525	73
M 7-9	NCAA West Regional (Tempe, Ariz.)	t-19th/21	309, 308, 305 – 922	+58	6,230	72



## 2009-10 STATISTICS

Player	Overall								Spring				Fall				Best
	Rd	Strk	Avg.	SCIRP	S-Avg.	Lo	Hi	L54	Rd	Strk	Avg.	SCIRP	Rd	Strk	Avg.	SCIRP	
Emily Talley	32	2,398	74.94	+94	+2.9	69	84	218	18	1,355	75.28	+62	14	1,043	74.50	+32	t-3rd
Christine Kim	32	2,440	76.25	+136	+4.3	70	82	226	18	1,377	76.50	+84	14	1,063	75.93	+52	t-21st
Julie Kim	18	1,394	77.44	+98	+5.4	72	82	228	6	473	78.83	+44	12	921	76.75	+54	t-22nd
Taylor Doyle	27	2,100	77.78	+156	+5.8	70	87	223	18	1,393	77.39	+100	9	707	78.56	+56	t-22nd
Dominique Pytlewski	29	2,227	78.52	+189	+6.5	71	89	219	15	1,204	80.27	+127	14	1,073	76.64	+62	t-19th
Stephanie Simich	17	1,340	78.82	+116	+6.8	73	88	225	9	702	78.00	+54	8	638	79.75	+62	t-22nd
Meaghan Kari	14	1,115	79.64	+104	+7.4	74	83	229	6	481	80.17	+49	8	634	79.25	+55	t-39th
Jamie Befort	15	1,207	80.47	+127	+8.5	72	85	235	9	722	80.22	+74	6	485	80.83	+53	t-48th
Devin Dougherty	9	743	82.56	+95	+10.6	78	87	244	6	499	83.17	+67	3	244	81.33	+28	61st
Totals	193	15,014	77.79	+1,115	+5.8	69	89	218	105	8,206	78.15	+661	88	6,808	77.36	+454	2nd

SCIRP - Stroke Count In Relation to Par

**Top 5 Finishes (2)**—Emily Talley (2); **Top 10 Finishes (4)**—Emily Talley (4); **Top 20 Finishes (8)**—Emily Talley (7), Dominique Pytlewski (1); **Rounds in the 60s (1)**—Emily Talley (1). **Rounds in the 70s (130)**—Christine Kim (28), Emily Talley (28), Taylor Doyle (19), Dominique Pytlewski (17), Julie Kim (14), Stephanie Simich (10), Meaghan Kari (7), Jamie Befort (5), Devin Dougherty (2); **Subpar Rounds (9)**—Emily Talley (5), Christine Kim (2), Dominique Pytlewski (1), Taylor Doyle (1); **Even-Par Rounds (7)**—Emily Talley (3), Christine Kim (2), Jamie Befort (1), Julie Kim (1); **Rounds Counting Toward Team Scoring** (includes ties, 136/160, 84.83%)—Emily Talley (31/32, 96.9%), Christine Kim (30/32, 93.8%), Taylor Doyle (21/24, 87.5%), Julie Kim (13/15, 86.7%), Meaghan Kari (11/14, 78.6%), Stephanie Simich (11/14, 78.6%), Dominique Pytlewski (19/29, 65.5%).

## 2009-10 RESULTS

Date	Tournament (Site)	Team Finish	Scores	To Par	Yards	Par
S 6-8	Collegiate Match Play Championship (Daytona Beach, Fla.)	15th/15	315, 309 – 624	+48	6,280	72
S 14-15	Ptarmigan Ram Classic (Fort Collins, Colo.)	9th/16	300, 289, 294 – 883	+19	6,250	72
S 19-20	Branch Law Firm / Dick McGuire Invitational (Albuquerque, N.M.)	10th/18	310, 296, 297 – 903	+27	6,187	73
O 5-6	Heather Farr Memorial/Colorado Invitational (Erie, Colo.)	6th/20	302, 304, 308 – 914	+50	6,352	72
O 26-28	Las Vegas Collegiate Showdown (Boulder City, Nev.)	t-14th/18	291, 316, 309 – 916	+52	6,233	72
F 8-10	Northrop Grumman Regional Challenge (Palos Verdes, Calif.)	14th/15	311, 313, 309 – 933	+81	5,912	71
M 8-9	Julie Inkster/Spartan Invitational (San Jose, Calif.)	11th/16	313, 312, 308 – 933	+69	6,223	72
M 22-23	BYU Dixie Classic (Saint George, Utah)	6th/13	316, 304, 312 – 932	+68	6,154	72
M 26-27	MountainView Collegiate (Tucson, Ariz.)	t-11th/18	302, 309, 304 – 915	+51	6,227	72
A 10-11	Indiana Invitational (Bloomington, Ind.)	2nd/16	304, 296, 292 – 892	+28	6,142	72
A 23-25	Big 12 Championships (Norman, Okla.)	6th/12	302, 304, 309 – 915	+51	6,327	72



From left: Assistant Coach Brent Franklin, Meaghan Kari, Devin Dougherty, Kristin Coleman, Jamie Befort, Jenny Coleman, Tessa The, Cristina DeTomas, Jessica Wallace, Emily Talley, Taylor Doyle, Head Coach Anne Kelly.

## 2010-11 STATISTICS

Player	Overall								Spring				Fall				Best
	Rd	Strk	Avg.	SCIRP	S-Avg.	Lo	Hi	L54	Rd	Strk	Avg.	SCIRP	Rd	Strk	Avg.	SCIRP	
Jess Wallace	35	2,554	72.97	+39	+1.1	66	79	213	20	1,474	73.70	+42	15	1,080	72.00	-3	1st
Emily Talley	35	2,580	73.71	+65	+1.9	67	81	209	20	1,490	74.50	+58	15	1,090	72.67	+7	2nd
Kristin Coleman	35	2,662	76.06	+147	+4.2	71	82	222	20	1,542	77.10	+110	15	1,120	74.67	+37	t-6th
Jenny Coleman	35	2,680	76.57	+165	+4.7	71	81	218	20	1,509	75.45	+77	15	1,171	78.07	+88	11th
Taylor Doyle	31	2,423	78.16	+196	+6.3	70	87	217	20	1,603	80.15	+171	11	820	74.55	+25	t-13th
Tessa The	17	1,349	79.35	+124	+7.3	72	89	228	8	651	81.38	+77	9	698	77.56	+47	t-14th
Meaghan Kari	11	882	80.18	+96	+8.7	73	84	239	3	246	82.00	+36	8	636	79.50	+60	t-80th
Jamie Befort	6	484	80.67	+52	+8.7	78	83	245	—	—	—	—	6	484	80.67	+52	t-36th
Devin Dougherty	5	411	82.20	+51	+10.2	79	87	242	—	—	—	—	5	411	82.20	+51	t-83rd
<b>Totals</b>	<b>210</b>	<b>16,025</b>	<b>76.31</b>	<b>+935</b>	<b>+4.5</b>	<b>66</b>	<b>89</b>	<b>209</b>	<b>111</b>	<b>8,515</b>	<b>76.71</b>	<b>+571</b>	<b>99</b>	<b>7,510</b>	<b>75.86</b>	<b>+364</b>	<b>1st</b>

SCIRP - Sroke Count In Relation to Par

**Wins** (1)—Jess Wallace 1; **Top 5 Finishes** (9)—Jess Wallace 6, Emily Talley 3; **Top 10 Finishes** (19)—Jess Wallace 10, Emily Talley 7, Kristin Coleman 2; **Top 20 Finishes** (32)—Jess Wallace 11, Emily Talley 10, Jenny Coleman 5, Kristin Coleman 4, Taylor Doyle 1, Tessa The 1; **Rounds in the 60s** (6)—Emily Talley 3, Jessica Wallace 3; **Rounds in the 70s** (158)—Jess Wallace 32, Emily Talley 31, Kristin Coleman 30, Jenny Coleman 28, Taylor Doyle 18, Tessa The 11, Jamie Befort 3, Meaghan Kari 3, Devin Dougherty 2; **Subpar Rounds** (26)—Jess Wallace 10, Emily Talley 9, Jenny Coleman 3, Kristin Coleman 2, Taylor Doyle 2; **Even-Par Rounds** (16)—Jessica Wallace 8, Kristin Coleman 3, Emily Talley 2, Jenny Coleman 1, Taylor Doyle 1, Tessa The 1; **Rounds Counting Toward Team Scoring** (includes ties, 147/174, 84.48%)—Jess Wallace (35/35, 100.00%), Kristin Coleman (34/35, 97.14%), Emily Talley (33/35, 94.29%), Jenny Coleman (26/35, 74.29%), Taylor Doyle (17/28, 60.71%), Tessa The (2/6, 33.33%).

## 2010-11 RESULTS *Season W-L-T Record vs. Division I Opponents: 116-47-2*

Date	Tournament (Site)	Team Finish	Scores	Top Individual	(Score / place)	Yards	Par
S 13-14	Ptarmigan Ram Classic (Fort Collins, Colo.)	1st/17	288, 290, 287—865	E. Talley	209 2nd	6,302	72
S 17-18	Dick McGuire Invitational (Albuquerque, N.M.)	3rd/17	302, 294, 288—884	J. Wallace	217 5th	6,187	73
O 4- 5	Johnie Imes Invitational (Columbia, Mo.)	t-2nd/15	298, 289, 291—878	J. Wallace	213 t-3rd	6,204	72
<b>O 8- 9</b>	<b>HEATHER FARR MEMORIAL (Erie, Colo.)</b>	<b>1st/11</b>	<b>290, 300, 303—893</b>	<b>J. Wallace</b>	<b>220 1st</b>	<b>6,577</b>	<b>72</b>
O 31-N2	The Alamo Invitational (San Antonio, Texas)	4th/14	291, 291, 301—883	J. Wallace	213 2nd	6,302	72
F 19-20	Peg Barnhard Invitational (Stanford, Calif.)	4th/10	303, 299—602	E.Talley/J.Wallace	149 t-9th	6,148	71
F 28-M1	Juli Inkster Invitational (San Jose, Calif.)	4th/12	298, 306, 303—907	J. Wallace	223 7th	6,121	72
M 6- 7	Lady Gator Invitational (Gainesville, Fla.)	4th/17	300, 296, 300—896	J. Wallace	216 t-3rd	6,002	70
<b>M 25-26</b>	<b>MOUNTAINVIEW COLLEGIATE (Tucson, Ariz.)</b>	<b>4th/18</b>	<b>292, 291, 290—873</b>	<b>E. Talley</b>	<b>215 t-4th</b>	<b>6,227</b>	<b>72</b>
A 4- 5	Pacific Coast Intercollegiate (Half Moon Bay, Calif.)	t-5th/12	295, 309, 303—907	J. Wallace	223 t-6th	6,028	72
A 22-24	Big 12 Championships (Columbia, Mo.)	9th/12	302, 397, 304—903	J. Wallace	215 t-4th	6,234	72
M 5- 7	NCAA East Regional (Daytona Beach, Fla.)	18th/24	306, 307, 306—919	E. Talley	227 t-52nd	6,271	72

# YEAR-BY-YEAR LEADERS

## ROUNDS

1994-95	Ann Grooms	21
	Ashley Ford	21
1995-96	LindaSue Linton	26
1996-97	Kelly Heffer	29
	LindaSue Linton	29
	Michelle Thomas	29
1997-98	Sarah Bellinger	30
	Michelle Thomas	30
1998-99	Sarah Bellinger	31
1999-2000	Taya Battistella	31
	Sarah Bellinger	31
	Katy Nolan	31
2000-01	Sarah Bellinger	29
	Erin Kerr	29
2001-02	Erin Kerr	29
	Jolene Fellhauer	29
2002-03	Erin Kerr	31
2003-04	Hannah Hoch	32
	Maria Persson-Gulda	32
2004-05	Hannah Hoch	31
	Maria Persson-Gulda	31
2005-06	Hannah Hoch	32
	Maria Persson-Gulda	32
2006-07	Dominique Pytlewski	31
2007-08	Dominique Pytlewski	35
	Lindsay Senger	35
	Stephanie Simich	35
2008-09	Dominique Pytlewski	33
	Emily Talley	33
2009-10	Christine Kim	32
	Emily Talley	32
2010-11	Jenny Coleman	35
	Kristin Coleman	35
	Emily Talley	35
	Jessica Wallace	35

## STROKE AVERAGE

1994-95	Ann Grooms	87.14
1995-96	Michelle Thomas	82.33
1996-97	Kelly Heffer	79.66
1997-98	Sarah Bellinger	80.43
1998-99	Kiersten Allbright	77.90
1999-2000	Sarah Bellinger	78.06
2000-01	Erin Kerr	77.38
2001-02	Erin Kerr	76.14
2002-03	Erin Kerr	75.81
2003-04	Hannah Hoch	76.91
2004-05	Hannah Hoch	74.77
2005-06	Lindsay Caljouw	76.00
2006-07	Lindsay Caljouw	75.83
2007-08	Julie Kim	76.19
2008-09	Emily Talley	75.42
2009-10	Emily Talley	74.94
2010-11	Jessica Wallace	72.97

## SPRING STROKE AVERAGE

1994-95	Ann Grooms	85.00
1995-96	Kelly Heffer	82.57
1996-97	Kelly Heffer	80.42
1997-98	Sarah Bellinger	80.53
1998-99	Kiersten Allbright	78.21
1999-2000	Sarah Bellinger	79.41
2000-01	Erin Kerr	77.80
2001-02	Erin Kerr	75.69
2002-03	Erin Kerr	76.60
2003-04	Hannah Hoch	77.13
2004-05	Hannah Hoch	76.06
2005-06	Lindsay Caljouw	75.20
2006-07	Lindsay Caljouw	75.50
2007-08	Dominique Pytlewski	78.10
2008-09	Emily Talley	76.61
2009-10	Emily Talley	75.28
2010-11	Jessica Wallace	73.70

## FALL STROKE AVERAGE

1994-95	Ann Grooms	89.50
1995-96	Michelle Thomas	82.25
1996-97	Kelly Heffer	79.12
1997-98	Sarah Bellinger	80.33
1998-99	Sarah Bellinger	77.20
1999-2000	Sarah Bellinger	76.23
2000-01	Erin Kerr	76.93
2001-02	Erin Kerr	76.69
2002-03	Erin Kerr	75.06
2003-04	Maria Persson-Gulda	75.44
2004-05	Hannah Hoch	73.21
2005-06	Lindsay Caljouw	76.80
	Maria Persson-Gulda	76.80
2006-07	Julie Kim	75.75
2007-08	Dominique Pytlewski	74.13
2008-09	Emily Childs	73.27
2009-10	Emily Talley	74.50
2010-11	Jessica Wallace	72.00

## WINS

1998-99	Kiersten Albright	1
2004-05	Hannah Hoch	2
2006-07	Dominique Pytlewski	1
2010-11	Jessica Wallace	1



**Taya Battistella**

## TOP 5 FINISHES

1994-95	Ann Grooms	2
1997-98	Sarah Bellinger	1
	Michelle Thomas	1
1998-99	Sarah Bellinger	3
1999-2000	Taya Battistella	1
	Sarah Bellinger	1
2000-01	Erin Kerr	2
2001-02	Erin Kerr	2
2002-03	Erin Kerr	4
2003-04	Hannah Hoch	2
2004-05	Hannah Hoch	3
2005-06	Lindsay Caljouw	1
	Maria Persson-Gulda	1
2006-07	Lindsay Caljouw	1
	Julie Kim	1
	Lindsay Senger	1
2007-08	Dominique Pytlewski	3
2008-09	Emily Childs	2
2009-10	Emily Talley	2
2010-11	Jessica Wallace	6

## TOP 10 FINISHES

1994-95	Ann Grooms	2
	Ashley Ford	2
1995-96	Kelly Heffer	1
1997-98	Sarah Bellinger	1
	Michelle Thomas	1
1998-99	Kiersten Allbright	4
1999-2000	Taya Battistella	3
2000-01	Sarah Bellinger	3
2001-02	Erin Kerr	3
2002-03	Erin Kerr	5
2003-04	Hannah Hoch	3
2004-05	Hannah Hoch	6
2005-06	Lindsay Caljouw	3
2006-07	Lindsay Caljouw	3
2007-08	Dominique Pytlewski	5
2008-09	Emily Childs	4
	Emily Talley	4
2009-10	Emily Talley	4
2010-11	Jessica Wallace	10



**Dominique Pytlewski**

# YEAR-BY-YEAR LEADERS

## TOP 20 FINISHES

1994-95	LindaSue Linton	2
	Kylee Moullet	2
	Ann Grooms	2
	Ashley Ford	2
1995-96	Kelly Heffer	1
	Kylee Moullet	1
	Michelle Thomas	1
1996-97	Kelly Heffer	2
1997-98	Sarah Bellinger	3
1998-99	Kiersten Allbright	5
1999-2000	Sarah Bellinger	5
2000-01	Erin Kerr	6
2001-02	Erin Kerr	8
2002-03	Erin Kerr	7
2003-04	Hannah Hoch	6
	Maria Persson-Gulda	6
2004-05	Hannah Hoch	9
2005-06	Lindsay Caljouw	4
	Maria Persson-Gulda	4
2006-07	Lindsay Caljouw	4
	Julie Kim	4
2007-08	Dominique Pytlewski	5
2008-09	Emily Talley	6
2009-10	Emily Talley	7
2010-11	Jessica Wallace	11

## ROUNDS IN THE 60s

1998-99	Michelle Thomas	1
2000-01	Erin Kerr	1
	Brooke Van Wyk	1
2001-02	Lynn Ann Moretto	1
2002-03	Jolene Fellhauer	1
2003-04	Hannah Hoch	1
2004-05	Hannah Hoch	2
2006-07	Julie Kim	2
2007-08	Julie Kim	1
	Stephanie Simich	1
2008-09	Emily Childs	3
2009-10	Emily Talley	1
2010-11	Emily Talley	3
	Jessica Wallace	3

## ROUNDS IN THE 70s

1994-95	Kylee Moullet	1
1995-96	Michelle Thomas	4
1996-97	Kelly Heffer	12
1997-98	Sarah Bellinger	12
1998-99	Kiersten Allbright	21
	Sarah Bellinger	21
1999-2000	Sarah Bellinger	22
2000-01	Erin Kerr	22
2001-02	Erin Kerr	22
2002-03	Erin Kerr	25
2003-04	Hannah Hoch	24
2004-05	Hannah Hoch	28
2005-06	Maria Persson-Gulda	27
2006-07	Dominique Pytlewski	24
2007-08	Dominique Pytlewski	28
2008-09	Emily Talley	30
2009-10	Christine Kim	28
	Emily Talley	28
2010-11	Jessica Wallace	32



Michelle Thomas

## SUBPAR ROUNDS

1998-99	Michelle Thomas	2
1999-2000	Taya Battistella	2
2000-01	Erin Kerr	1
	Brooke Van Wyk	1
2001-02	Erin Kerr	4
2002-03	Erin Kerr	4
2003-04	Hannah Hoch	2
2004-05	Hannah Hoch	4
2005-06	Maria Persson-Gulda	2
2006-07	Julie Kim	3
2007-08	Dominique Pytlewski	5
2008-09	Dominique Pytlewski	7
2009-10	Emily Talley	5
2010-11	Jessica Wallace	10

## EVEN PAR ROUNDS

1998-99	Kiersten Allbright	2
1999-2000	Taya Battistella	1
	Katy Nolan	1
2000-01	Erin Kerr	2
2001-02	Jolene Fellhauer	1
	Erin Kerr	1
	Allison Rella	1
2002-03	Erin Kerr	3
2003-04	Maria Persson-Gulda	3
2004-05	Hannah Hoch	4
2005-06	Lindsay Caljouw	3
2006-07	Julie Kim	4
2007-08	Christine Kim	1
	Julie Kim	1
	Dominique Pytlewski	1
	Lindsay Senger	1
2008-09	Julie Kim	3
2009-10	Emily Talley	3
2010-11	Jessica Wallace	8

## ROUNDS AT OR UNDER PAR

1998-99	Michelle Thomas	3
1999-2000	Taya Battistella	3
2000-01	Erin Kerr	3
2001-02	Erin Kerr	5
2002-03	Erin Kerr	7
2003-04	Hannah Hoch	4
	Maria Persson-Gulda	4
2004-05	Hannah Hoch	8
2005-06	Lindsay Caljouw	4
2006-07	Julie Kim	7
2007-08	Dominique Pytlewski	6
2008-09	Dominique Pytlewski	8
2009-10	Emily Talley	8
2010-11	Jessica Wallace	18

## COUNTING TOWARDS TEAM SCORING

1994-95	Ann Grooms	(21-21) 100.0
1995-96	Nicole Sennett	(23-25) 92.0
1996-97	Kelly Heffer	(29-29) 100.0
1997-98	Sarah Bellinger	(30-30) 100.0
1998-99	Sarah Bellinger	(30-31) 96.8
1999-2000	Sarah Bellinger	(30-31) 96.8
2000-01	Erin Kerr	(29-29) 100.0
2001-02	Erin Kerr	(28-29) 96.6
2002-03	Erin Kerr	(29-31) 93.6
2003-04	Hannah Hoch	(28-32) 87.5
2004-05	Hannah Hoch	(31-31) 100.0
	Allison Rella	(28-28) 100.0
2005-06	Lindsay	
2006-07	Lindsay Caljouw	(22-23) 96.7
2007-08	Lindsay Senger	(34-35) 97.1
2008-09	Emily Talley	(32-33) 97.0
2009-10	Emily Talley	(31-32) 96.9
2010-11	Jessica Wallace	(35-35) 100.0



Sarah Bellinger

# RECORD BOOK

## MOST ROUNDS CAREER

1. Dominique Pytlewski, 2007-10	128
2. Maria Persson-Gulda, 2002-05	123
3. Sarah Bellinger, 1997-2000	121
4. Hannah Hoch, 2003-07	120
5. Allison Rella, 2001-04	114
6. Michelle Thomas, 1995-98	112
7. Lindsay Senger, 2004-08	109
8. Christine Kim, 2007-10	101
9. <b>Emily Talley, 2009-present</b>	<b>100</b>
10. Julie Kim, 2007-10	92

## MOST ROUNDS SEASON

1. Dominique Pytlewski, 2007-08	35
Lindsay Senger, 2007-08	35
Stephanie Simich, 2007-08	35
<b>Jenny Coleman, 2010-11</b>	<b>35</b>
<b>Kristin Coleman, 2010-11</b>	<b>35</b>
<b>Emily Talley, 2010-11</b>	<b>35</b>
<b>Jess Wallace, 2010-11</b>	<b>35</b>
8. Dominique Pytlewski, 2008-09	33
<b>Emily Talley, 2008-09</b>	<b>33</b>
10. Hannah Hoch, 2003-04	32
Maria Persson-Gulda, 2003-04	32
Hannah Hoch, 2005-06	32
Maria Persson-Gulda, 2005-06	32
Christine Kim, 2009-10	32
<b>Emily Talley, 2009-10</b>	<b>32</b>

## MOST ROUNDS FRESHMAN

1. Stephanie Simich, 2007-08	35
<b>Jenny Coleman, 2010-11</b>	<b>35</b>
<b>Kristin Coleman, 2010-11</b>	<b>35</b>
<b>4. Emily Talley, 2008-09</b>	<b>33</b>
5. Hannah Hoch, 2003-04	32
6. Dominique Pytlewski, 2006-07	31
7. Sarah Bellinger, 1997-98	30
Lindsay Caljouw, 2005-06	30
9. Maria Persson-Gulda, 2002-03	28
Julie Kim, 2006-07	28



Katy Nolan

## MOST ROUNDS SOPHOMORE

1. Dominique Pytlewski, 2007-08	35
2. Maria Persson-Gulda, 2003-04	32
<b>Emily Talley, 2009-10</b>	<b>32</b>
4. Sarah Bellinger, 1998-99	31
Taya Battistella, 1999-2000	31
Allison Rella, 2002-03	31
Hannah Hoch, 2004-05	31
8. Stephanie Simich, 2008-09	30
9. Michelle Thomas, 1996-97	29
Erin Kerr, 2000-01	29

## MOST ROUNDS JUNIOR

1. <b>Emily Talley, 2010-11</b>	<b>35</b>
<b>Jess Wallace, 2010-11</b>	<b>35</b>
3. Dominique Pytlewski, 2008-09	33
4. Hannah Hoch, 2005-06	32
5. Sarah Bellinger, 1999-2000	31
Katy Nolan, 1999-2000	31
Maria Persson-Gulda, 2004-05	31
8. Michelle Thomas, 1997-98	30
9. Jolene Fellhauer, 2001-02	29
Erin Kerr, 2001-02	29
Allison Rella, 2003-04	29
Lindsay Senger, 2006-07	29
Cierra Ko, 2007-08	29

## MOST ROUNDS SENIOR

1. Lindsay Senger, 2007-08	35
2. Maria Persson-Gulda, 2005-06	32
Christine Kim, 2009-10	32
4. Erin Kerr, 2002-03	31
5. Kelly Heffer, 1996-97	29
Linda Sue Linton, 1996-97	29
Kiersten Albright, 1998-99	29
Sarah Bellinger, 2000-01	29
Dominique Pytlewski, 2009-10	29
9. Jolene Fellhauer, 2002-03	28
Allison Rella, 2004-05	28

## STROKE AVERAGE CAREER

(minimum 50 rounds)

1. <b>Emily Talley, 2009-present (100)</b>	<b>74.67</b>
2. Lindsay Caljouw, 2006-07 (53)	75.92
3. Erin Kerr, 2000-03 (89)	76.43
4. Hannah Hoch, 2004-07 (120)	76.55
5. Julie Kim, 2007-10 (92)	76.59
6. Dominique Pytlewski, 2007-10 (128)	77.36
7. Maria Persson-Gulda, 2003-06 (123)	77.60
8. Christine Kim, 2007-10 (101)	77.94
9. <b>Taylor Doyle, 2010-present (58)</b>	<b>77.98</b>
10. Stephanie Simich, 2008-10 (82)	78.25
Jessica Wallace, 2011 (35)	72.97
Kristin Coleman, 2011 (35)	76.06
Jenny Coleman, 2011 (35)	76.57

## STROKE AVERAGE CAREER

(minimum 100 rounds)

1. <b>Emily Talley, 2009-present (100)</b>	<b>74.67</b>
2. Hannah Hoch, 2003-04 (120)	76.55
3. Dominique Pytlewski, 2007-10 (128)	77.32
4. Maria Persson-Gulda, 2003-06 (123)	77.61
5. Christine Kim, 2007-10 (101)	77.94
6. Allison Rella, 2002-05 (113)	78.27
7. Lindsay Senger, 2005-08 (109)	78.74
8. Sarah Bellinger, 1998-2001 (121)	78.92
9. Michelle Thomas, 1996-99 (110)	81.66
Taylor Doyle, 2010-present (58)	77.98

## STROKE AVERAGE SEASON

(minimum 20 rounds, rounds in parentheses)

1. Jess Wallace, 2010-11 (35)	72.97
2. Emily Talley, 2010-11 (35)	73.71
3. Hannah Hoch, 2004-05 (31)	74.77
4. Emily Talley, 2009-10 (32)	74.94
5. Allison Rella, 2002-03 (31)	75.35
6. Emily Talley, 2008-09 (33)	75.42
7. Erin Kerr, 2002-03 (31)	75.81
8. Lindsay Caljouw, 2006-07 (23)	75.83
9. Lindsay Caljouw, 2005-06 (30)	76.00
10. Kristin Coleman, 2010-11 (35)	76.06

## STROKE AVERAGE FALL


(minimum 10 rounds)

1. <b>Jess Wallace, 2010-11</b>	<b>72.00</b>
2. <b>Emily Talley, 2010-11</b>	<b>72.67</b>
3. Hannah Hoch, 2004-05	73.21
4. Emily Childs, 2008-09	73.27
5. <b>Emily Talley, 2008-09</b>	<b>74.00</b>
6. Dominique Pytlewski, 2007-08	74.13
7. <b>Emily Talley, 2009-10</b>	<b>74.50</b>
8. <b>Taylor Doyle, 2010-11</b>	<b>74.55</b>
9. <b>Kristin Coleman, 2010-11</b>	<b>74.67</b>
10. Erin Kerr, 2002-03	75.06

## STROKE AVERAGE SPRING

(minimum 10 rounds)

1. <b>Jess Wallace, 2010-11</b>	<b>73.70</b>
2. <b>Emily Talley, 2010-11</b>	<b>74.50</b>
3. Lindsay Caljouw, 2005-06	75.20
4. <b>Emily Talley, 2009-10</b>	<b>75.27</b>
5. <b>Jenny Coleman, 2010-11</b>	<b>75.45</b>
6. Lindsay Caljouw, 2006-07	75.50
7. Erin Kerr, 2001-02	75.69
8. Hannah Hoch, 2004-05	76.06
Maria Persson-Gulda, 2005-06	76.06
10. Lindsay Senger, 2006-07	76.36



Lindsay Senger

# RECORD BOOK

## STROKE AVERAGE FRESHMAN

(minimum 20 rounds)

1. <b>Emily Talley, 2008-09</b>	<b>75.42</b>
2. Lindsay Caljouw, 2005-06	76.00
3. <b>Kristin Coleman, 2010-11</b>	<b>76.06</b>
4. Julie Kim, 2006-07	76.21
5. <b>Jenny Coleman, 2010-11</b>	<b>76.57</b>
6. Hannah Hoch, 2003-04	76.91
7. Dominique Pytlewski, 2006-07	77.74
8. <b>Taylor Doyle, 2009-10</b>	<b>77.77</b>
9. Stephanie Simich, 2007-08	78.17
10. Christine Kim, 2006-07	78.41

## STROKE AVERAGE SOPHOMORE

(minimum 20 rounds)

1. Hannah Hoch, 2004-05	74.77
2. <b>Emily Talley, 2009-10</b>	<b>74.94</b>
3. Lindsay Caljouw, 2006-07	75.83
4. Julie Kim, 2007-08	76.19
5. Dominique Pytlewski, 2007-08	76.40
6. Maria Persson-Gulda, 2003-04	77.34
7. Erin Kerr, 2000-01	77.38
9. Allison Rella, 2002-03	77.87
10. Sarah Bellinger, 1998-99	78.00
Stephanie Simich, 2008-09	78.00

## STROKE AVERAGE JUNIOR

(minimum 20 rounds)

1. <b>Jess Wallace, 2010-11</b>	<b>72.97</b>
2. <b>Emily Talley, 2010-11</b>	<b>73.71</b>
3. Erin Kerr, 2001-02	76.14
4. Julie Kim, 2008-09	76.72
5. Lindsay Senger, 2006-07	76.79
6. Dominique Pytlewski, 2008-09	77.00
7. Maria Persson-Gulda, 2004-05	77.16
8. Hannah Hoch, 2005-06	77.31
9. Sarah Bellinger, 1999-2000	78.06
10. Christine Kim, 2008-09	79.30



Emily Talley

## STROKE AVERAGE SENIOR

(minimum 20 rounds)

1. Erin Kerr, 2002-03	75.81
2. Christine Kim, 2009-10	76.25
3. Maria Persson-Gulda, 2005-06	76.41
4. Allison Rella, 2004-05	76.57
5. Hannah Hoch, 2006-07	77.32
6. Lindsay Senger, 2007-08	77.37
7. Kiersten Albright, 1998-99	77.90
8. Dominique Pytlewski, 2009-10	78.51
9. Jolene Fellhauer, 2002-03	78.86
10. Sarah Bellinger, 2000-01	79.24

## LOWEST SCIRP CAREER

(minimum 50 rounds)

1. <b>Emily Talley, 2009-present (10)</b>	<b>2.63</b>
2. Lindsay Caljouw, 2006-07 (53)	3.92
3. Erin Kerr, 2001-03 (89)	4.46
4. Hannah Hoch, 2004-07 (120)	4.550
5. Julie Kim, 2007-10 (92)	4.553
6. Dominique Pytlewski, 2007-10 (128)	5.33
7. Maria Persson-Gulda, 2003-06 (123)	5.63
8. Christine Kim, 2007-10 (101)	5.93
9. <b>Taylor Doyle, 2010-present (58)</b>	<b>6.01</b>
10. Stephanie Simich, 2008-10 (82)	6.23
Jess Wallace, 2011-present (35)	1.11
Kristin Coleman, 2011-present (35)	4.20
Jenny Coleman, 2011-present (35)	4.71

## LOWEST SCIRP SEASON

(minimum 20 rounds)

1. <b>Jess Wallace, 2011</b>	<b>1.11</b>
2. <b>Emily Talley, 2011</b>	<b>1.86</b>
3. Hannah Hoch, 2005	2.77
4. <b>Emily Talley, 2010</b>	<b>2.94</b>
5. <b>Emily Talley, 2009</b>	<b>3.15</b>
6. Lindsay Caljouw, 2007	3.83
7. Erin Kerr, 2003	3.90
8. Lindsay Caljouw, 2006	4.00
9. Erin Kerr, 2002	4.14
10. <b>Kristin Coleman, 2011</b>	<b>4.20</b>

## LOWEST SCIRP FALL

1. <b>Jess Wallace, 2010-11</b>	<b>-20</b>
2. <b>Emily Talley, 2010-11</b>	<b>.47</b>
3. Emily Childs, 2008-09	.87
4. Hannah Hoch, 2004-05	1.21
5. <b>Emily Talley, 2008-09</b>	<b>1.60</b>
6. Dominique Pytlewski, 2007-08	1.93
7. <b>Taylor Doyle, 2010-11</b>	<b>2.27</b>
8. <b>Emily Talley, 2009-10</b>	<b>2.29</b>
9. <b>Kristin Coleman, 2010-11</b>	<b>2.47</b>
10. Erin Kerr, 2003	3.06

## LOWEST SCIRP SPRING

(minimum 10 rounds)

1. <b>Jess Wallace, 2011</b>	<b>2.10</b>
2. <b>Emily Talley, 2011</b>	<b>2.90</b>
3. Lindsay Caljouw, 2006	3.20
4. <b>Emily Talley, 2010</b>	<b>3.44</b>
5. Lindsay Caljouw, 2007	3.50
6. Erin Kerr, 2002	3.69
7. <b>Jenny Coleman, 2011</b>	<b>3.85</b>
8. Hannah Hoch, 2005	4.06
Maria Persson-Gulda, 2006	4.06
10. Lindsay Senger, 2007	4.36

## LOWEST SCIRP FRESHMAN

(minimum 20 rounds)

1. <b>Emily Talley, 2008-09</b>	<b>3.15</b>
2. Lindsay Caljouw, 2005-06	4.00
3. <b>Kristin Coleman, 2010-11</b>	<b>4.20</b>
4. Julie Kim, 2006-07	4.21
5. <b>Jenny Coleman, 2010-11</b>	<b>4.71</b>

## LOWEST SCIRP SOPHOMORE

(minimum 20 rounds)

1. Hannah Hoch, 2004-05	2.77
2. <b>Emily Talley, 2009-10</b>	<b>2.94</b>
3. Lindsay Caljouw, 2006-07	3.83
4. Julie Kim, 2007-08	4.33
5. Dominique Pytlewski, 2007-08	4.54

## LOWEST SCIRP JUNIOR

(minimum 20 rounds)

1. <b>Jess Wallace, 2011</b>	<b>1.11</b>
2. <b>Emily Talley, 2011</b>	<b>1.86</b>
3. Erin Kerr, 2001-02	4.14
4. Julie Kim, 2008-09	4.48
5. Dominique Pytlewski, 2008-09	4.73

## LOWEST SCIRP SENIOR

(minimum 20 rounds)

1. Erin Kerr, 2002-03	3.90
2. Christine Kim, 2009-10	4.25
3. Maria Persson-Gulda, 2005-06	4.41
4. Allison Rella, 2004-05	4.46
5. Hannah Hoch, 2006-07	5.32



Erin Kerr

# RECORD BOOK

## MOST STROKES CAREER

1. Dominique Pytlewski, 2007-10	9,902
2. Sarah Bellingher, 1997-2000	9,549
3. Maria Persson-Gulda, 2002-05	9,545
4. Hannah Hoch, 2003-07	9,186
7. Michelle Thomas, 1995-98	8,983
5. Allison Rella, 2001-04	8,845
6. Lindsay Senger, 2004-08	8,583
8. Christine Kim, 2007-10	7,872
<b>9. Emily Talley, 2009-present</b>	<b>7,467</b>
10. Jolene Fellhauer, 1999-2002	7,176

## LOWEST 9 HOLE SCORE

(Known)

<b>1. Jess Wallace 11/1/10 (2nd rd., back)</b>	<b>31</b>
2. D. Pytlewski, 9/15/09 (3rd rd., front)	32
Christine Kim, 10/26/09 (1st rd., back)	32
<b>Jess Wallace, 10/4/10 (2nd rd., front)</b>	<b>32</b>
<b>Emily Talley, 10/31/10 (1st rd., front)</b>	<b>32</b>
6. D. Pytlewski, 9/10/07 (2nd rd., front)	33
Julie Kim, 9/11/07 (3rd rd, front)	33
D. Pytlewski, 10/1/07 (2nd rd., front)	33
Stephanie Simich, 10/2/07 (3rd rd, front)	33
Stephanie Simich, 3/31/08 (2nd, front)	33
Emily Childs, 9/8/08 (2nd, front)	33
Emily Childs, 9/19/08 (2nd, front)	33
Emily Childs, 9/29/08 (1st rd., back)	33
Emily Childs, 9/29/08 (2nd rd, back)	33
<b>Emily Talley, 9/6/09 (1st rd., front)</b>	<b>33</b>
Christine Kim, 9/6/09 (2nd rd, front)	33
Christine Kim, 9/14/09 (2nd rd, front)	33
<b>Kristin Coleman, 9/13/10 (1st rd, front)</b>	<b>33</b>
<b>Emily Talley, 9/14/10 (3rd rd, front)</b>	<b>33</b>
<b>Emily Talley, 9/18/10 (3rd rd, front)</b>	<b>33</b>
<b>Jenny Coleman, 3/25/11 (2nd Rd, back)</b>	<b>33</b>

## LOWEST 18 HOLE SCORE

<b>1. Jess Wallace, 11/1/11 (2nd)</b>	<b>66</b>
2. Jolene Fellhauer, 9/24/02 (2nd)	67
Julie Kim, 9/18/06 (1st)	67
Emily Childs, 9/8/08 (2nd)	67
<b>Emily Talley, 9/18/10 (3rd)</b>	<b>67</b>
<b>Emily Talley, 10/31/10 (1st)</b>	<b>67</b>
7. Hannah Hoch, 10/21/03 (3rd)	68
Julie Kim, 9/11/06 (1st)	68
Emily Childs, 9/29/08 (1st)	68
Dominique Pytlewski, 9/29/08 (1st)	68
<b>10. 12X, last Emily Talley, 9/13/10 (1st)</b>	<b>69</b>



Jolene Fellhauer

## LOWEST 18 HOLE SCORE PAR 70

<b>1. Jess Wallace, 3/6/11 (2nd)</b>	<b>68</b>
<b>2. Emily Talley, 3/6/11 (1st)</b>	<b>71</b>
<b>Emily Talley, 3/6/11 (2nd)</b>	<b>71</b>
<b>4. Kristin Coleman, 3/7/11 (3rd)</b>	<b>72</b>
5. Stephanie Simich, 2/22/08 (1st)	73

## LOWEST 18 HOLE SCORE PAR 71

1. Christine Kim, 2/10/10 (3rd)	71
<b>Jess Wallace, 2/20/11 (2nd)</b>	<b>71</b>
3. Maria Persson-Gulda, 3/8/04 (2nd)	72
Allison Rella, 3/9/04 (3rd)	72
<b>Emily Talley, 2/19/11 (2nd)</b>	<b>72</b>
5. Erin Kerr, 2/25/02 (2nd)	73
Christine Kim, 4/11/08 (1st)	73

## LOWEST 18 HOLE SCORE PAR 72

1. Jolene Fellhauer, 9/24/02 (2nd)	67
Julie Kim, 9/18/06 (1st)	67
Emily Childs, 9/8/08 (2nd)	67
<b>Emily Talley, 10/31/10 (1st)</b>	<b>67</b>
4. Hannah Hoch, 10/21/03 (3rd)	68
Julie Kim, 9/11/06 (1st)	68
Emily Childs, 9/29/08 (1st)	68
Dominique Pytlewski, 9/29/08 (1st)	68
<b>8. 11X, last Emily Talley, 9/13/10 (1st)</b>	<b>69</b>

## LOWEST 18 HOLE SCORE PAR 73

<b>1. Emily Talley, 9/18/10 (3rd)</b>	<b>67</b>
2. Emily Childs, 9/19/08 (2nd)	69
3. Dominique Pytlewski, 10/8/07	71
<b>Emily Talley, 9/19/09</b>	<b>71</b>
5. Dominique Pytlewski, 10/9/07	72
Dominique Pytlewski, 9/20/08	72
<b>Emily Talley, 9/20/08</b>	<b>72</b>

## LOWEST 18 HOLE SCORE PAR 74

1. Kelly Heffer, 10/29/96 (2nd)	78
2. Kelly Heffer, 10/28/96 (1st)	79
Linda Sue Linton, 10/30/96 (3rd)	79

## LOWEST 36 HOLE SCORE

1. Emily Childs, 9/8/08 (71-67)	138
Emily Childs, 9/29/08 (68-70)	138
<b>Jess Wallace, 10/31-11/1/10 (72-66)</b>	<b>138</b>
3. Dominique Pytlewski, 9/8/08 (69-70)	139
<b>Emily Talley, 9/13/10 (69-70)</b>	<b>139</b>
<b>4. Emily Talley, 9/8/08 (70-70)</b>	<b>140</b>
5. Hannah Hoch, 10/26/04 (69-72)	141
Lindsay Senger, 9/12/06 (71-70)	141
Julie Kim, 9/12/06 (68-73)	141
Dominique Pytlewski, 10/1/07 (71-70)	141
<b>Jess Wallace, 10/4/10 (72-69)</b>	<b>141</b>
<b>10. Emily Talley, 3/6/11 (71-71)</b>	<b>142</b>

## LOWEST 54 HOLE SCORE

1. Emily Childs, 9/8-9/08 (71-67-71)	209
<b>Emily Talley, 9/13-14/10 (69-70-70)</b>	<b>209</b>
3. Emily Childs, 9/29-30/08 (68-70-72)	210
4. Dominique Pytlewski, 9/8-9/08 (69-70-74)	213
<b>Emily Talley, 9/8-9/08 (70-70-73)</b>	<b>213</b>
<b>Jess Wallace, 10/4-5/10 (72-69-72)</b>	<b>213</b>
<b>J. Wallace, 10/31-11/2/11 (72-66-75)</b>	<b>213</b>
8. Lindsay Senger, 9/12-13/06 (71-70-73)	214
9. Hannah Hoch, 3/26-27/04 (74-72-69)	215
Hannah Hoch, 9/13/14/04 (73-71-71)	215
Julie Kim, 3/24-25/07 (72-72-71)	215
<b>Emily Talley, 3/25-26/11 (73-71-71)</b>	<b>215</b>

## LOWEST 54 HOLE SCORE PAR 70

<b>1. Jess Wallace, 3/5-6/11</b>	<b>216</b>
<b>2. Emily Talley, 3/5-6/11</b>	<b>221</b>
3. Stephanie Simich, 2/23-24/08	226
<b>4. Jenny Coleman, 3/5-6/11</b>	<b>227</b>
5. Julie Kim, 2/23-24/08	230
Lindsay Senger, 2/23-24/08	230

## LOWEST 54 HOLE SCORE PAR 71

1. Allison Rella, 3/8-9/04	226
Christine Kim, 2/9-10/10	226
<b>3. Taylor Doyle, 2/9-10/10</b>	<b>227</b>
4. Hannah Hoch, 3/8-9/04	230
5. Maria Persson-Gulda, 3/8-9/04	231

## LOWEST 54 HOLE SCORE PAR 72

1. Emily Childs, 9/8-9/08 (71-67-71)	209
<b>Emily Talley, 9/13-14/10 (70-69-70)</b>	<b>209</b>
3. Emily Childs, 9/29-30/08 (68-70-72)	210
4. D. Pytlewski, 9/8-9/08 (69-70-74)	213
<b>Emily Talley, 9/8-9/08 (70-70-73)</b>	<b>213</b>

## LOWEST 54 HOLE SCORE PAR 73

<b>1. Jess Wallace, 9/17-18/10</b>	<b>217</b>
2. Emily Childs, 9/19-20/08	219
3. Dominique Pytlewski, 10/8-9/07	220
<b>Emily Talley, 9/17-18/10</b>	<b>220</b>
<b>5. Emily Talley, 9/19-20/08</b>	<b>221</b>

## LOWEST 54 HOLE SCORE PAR 74

1. Kelly Heffer, 10/29-30/96	237
2. Michelle Thomas, 10/29-30/96	249

## BEST STROKE IMPROVEMENT

(Same Tournament)

1. Ann Grooms, Oct. 16, 1995 (1-2)	23
2. J. Fundingsland, March 3, 1997 (1-2)	21
3. LindaSue Linton, March 3, 1997 (1-2)	17
4. 3X, last D. Pytlewski, April 12, 2008 (1-2)	16



Jessica Wallace

# RECORD BOOK

## STROKES UNDER PAR ROUND

1. Emily Talley, 9/18/10 (3rd)	6
Jess Wallace, 11/1/11 (2nd)	6
3. Jolene Fellhauer, 9/24/02 (2nd)	5
Julie Kim, 9/18/06 (1st)	5
Emily Childs, 9/8/08 (2nd)	5
Emily Talley, 10/31/10 (1st)	5
7. Hannah Hoch, 10/21/03 (3rd)	4
Julie Kim, 9/11/06 (1st)	4
Emily Childs, 9/19/08 (2nd)	4
Emily Childs, 9/29/08 (1st)	4
Dominique Pytlewski, 9/29/08 (1st)	4

## STROKES UNDER PAR TOURNAMENT

1. Emily Childs, 9/8-9/08	7
Emily Talley, 9/13-14/10	7
3. Emily Childs, 9/28-30/08	6
4. Dominique Pytlewski, 9/8-9/08	3
Emily Childs, 9/29-30/08	3
Jess Wallace, 10/4-5/10	3
Jess Wallace, 10/31-11/2/11	3
8. Lindsay Senger, 9/11-12/06	2
9. Hannah Hoch, 3/26-27/04	1
Hannah Hoch, 9/13-14/04	1
Julie Kim, 3/24-25/07	1
Emily Talley, 3/25-26/11	1

## ROUNDS UNDER PAR TOURNAMENT

1. Emily Childs, 9/8-9/08 (1st, 2nd, 3rd)	3
Emily Talley, 9/12-13/10 (1st, 2nd, 3rd)	3
3. Erin Kerr, 4/8-9/01 (2nd, 3rd)	2
Hannah Hoch, 9/13-14/04 (2nd, 3rd)	2
Lindsay Senger, 9/11-12/06 (1st, 2nd)	2
Dominique Pytlewski, 10/1/07 (1st, 2nd)	2
Dominique Pytlewski, 9/8/08 (1st, 2nd)	2
Emily Talley, 9/8/08 (1st, 2nd)	2
Emily Childs, 9/29/08 (1st, 2nd)	2
Jess Wallace, 9/13-14/10 (2nd, 3rd)	2
Jess Wallace, 9/18/10 (1st, 2nd)	2
Jenny Coleman, 3/25-26/11 (2nd, 3rd)	2
Emily Talley, 3/25-26/11 (2nd, 3rd)	2



Julie Kim

## ROUNDS UNDER PAR CAREER

1. Emily Talley, 2009-present	18
2. Dominique Pytlewski, 2007-10	13
3. Jess Wallace, 2011-present	10
4. Erin Kerr, 2000-03	9
5. Hannah Hoch, 2004-07	7
6. Julie Kim, 2007-10	6
Emily Childs, 2009	6
8. Maria Persson-Gulda, 2003-06	4
9. Jolene Fellhauer, 2000-03	3
Lindsay Caljouw, 2004-07	3
Lindsay Senger, 2005-08	3
Christine Kim, 2007-10	3
Stephanie Simich, 2008-10	3
Taylor Doyle, 2010-11	3
Jenny Coleman, 2011	3
Kristin Coleman, 2011	2

## ROUNDS UNDER PAR SEASON

1. Jess Wallace, 2011	10
2. Emily Talley, 2011	9
3. Dominique Pytlewski, 2009	7
4. Emily Childs, 2009	6
Emily Talley, 2010	6
6. Dominique Pytlewski, 2008	5
7. Erin Kerr, 2002	4
Erin Kerr, 2003	4
Hannah Hoch, 2005	4
Emily Talley, 2009	4

## CONSECUTIVE RDS. UNDER PAR

1. Jess Wallace, 9/13-17/10 (2-3-1-2)	4
2. Emily Childs, 9/8-9/08 (1-2-3)	3
Emily Talley, 9/13-14/10 (1-2-3)	3
Jenny Coleman, 3/25-4/5/11 (2-3-1)	3
5. Erin Kerr, 4/8-9/01 (2nd, 3rd)	2
Hannah Hoch, 9/13-14/04 (2nd, 3rd)	2
Lindsay Senger, 9/11-12/06 (1st, 2nd)	2
Dominique Pytlewski, 10/1/07 (1st, 2nd)	2
Dominique Pytlewski, 9/8/08 (1st, 2nd)	2
Emily Talley, 9/8/08 (1-2)	2
Emily Childs, 9/29/08 (1st, 2nd)	2
Emily Talley, 3/25-26/11 (2-3)	2

## ROUNDS IN THE 60s CAREER

1. Emily Talley, 2009-present	4
2. Hannah Hoch, 2002-05	3
Julie Kim, 2007-10	3
Jess Wallace, 2011-present	3
5. Dominique Pytlewski, 2007-10	2

## ROUNDS IN THE 60s SEASON

1. Emily Childs, 2009	3
Emily Talley, 2011	3
Jess Wallace, 2011	3
4. Hannah Hoch, 2005	2
Julie Kim, 2007	2
Dominique Pytlewski, 2009	2
7. 12X, last Emily Talley, 2010	1

## ROUNDS IN THE 60s TOURNAMENT

1. 24X, last Jess Wallace, 3/6/11	1
-----------------------------------	---

## CONSECUTIVE ROUNDS IN THE 60s

1. 24X, last Jess Wallace	1
---------------------------	---

## ROUNDS IN THE 70s CAREER

1. Hannah Hoch, 2004-07	93
2. Dominique Pytlewski, 2007-10	91
3. Emily Talley, 2009-present	89
4. Maria Persson-Gulda, 2003-06	85
5. Allison Rella, 2002-05	73
6. Christine Kim, 2007-10	72
7. Sarah Bellinger, 1998-01	71
8. Erin Kerr, 2001-03	69
Julie Kim, 2007-10	69
10. Lindsay Senger, 2005-08	68

## ROUNDS IN THE 70s SEASON

1. Jess Wallace, 2011	32
2. Emily Talley, 2011	31
3. Emily Talley, 2009	30
Kristin Coleman, 2011	30
5. Hannah Hoch, 2005	28
Dominique Pytlewski, 2008	28
Christine Kim, 2010	28
Emily Talley, 2010	28
Jenny Coleman, 2011	28
10. Maria Persson-Gulda, 2006	27

## 54 HOLE SCORES UNDER 220

1. Emily Talley, 2009-present	9
2. Jess Wallace, 2011-present	8
3. Hannah Hoch, 2004-07	5
Dominique Pytlewski, 2006-09	5
Julie Kim, 2006-09	5
6. Julie Kim, 2006-09	4
7. Emily Childs, 2009	3
8. Lindsay Caljouw, 2004-07	2
9. 8X, last Taylor Doyle, 2010-present & Jenny Coleman, 2011-present & Kristin Coleman, 2011-present	1



Lindsay Caljouw

# RECORD BOOK

## MOST VICTORIES CAREER

1. Hannah Hoch, 2004-07	2
2. Kiersten Albright, 1999	1
Dominique Pytlewski, 2006-09	1
<b>Jess Wallace, 2011-present</b>	<b>1</b>

## MOST VICTORIES SEASON

1. Hannah Hoch, 2005	2
2. Kiersten Albright, 1999	1
Dominique Pytlewski, 2007	1
<b>Jess Wallace, 2011</b>	<b>1</b>

## LARGEST MARGIN OF VICTORY

1. Hannah Hoch, 2005 Ron Moore (218, 223)	5
2. Hannah Hoch, 2005 Miccosukee (222, 224)	2
3. Dominiqe Pytlewski, 2008 TTU (220, 221)	1
<b>J. Wallace, 2011 Heather Farr (220, 221)</b>	<b>1</b>
5. K. Albright, 1999 Heather Farr (219, 219)	0*

\*Albright won on the second sudden death playoff hole by one stroke.

## MOST TOP 5 FINISHES CAREER

1. <b>Jess Wallace, 2011-present</b>	<b>6</b>
2. <b>Emily Talley, 2009-present</b>	<b>5</b>
3. Hannah Hoch, 2004-07	4
4. Sarah Bellinger, 1997-2000	3
Erin Kerr, 2000-03	3
Dominique Pytlewski, 2006-09	3
Emily Childs, 2009	3
8. Michelle Thomas, 1996-99	2
Jolene Fellhauer, 1998-2001	2
Julie Kim, 2006-09	2

## TOP 5 FINISHES SEASON

1. <b>Jess Wallace, 2011</b>	<b>6</b>
2. Erin Kerr, 2003	4
3. Sarah Bellinger, 1999	3
Hannah Hoch, 2005	3
Dominique Pytlewski, 2008	3
Emily Childs, 2009	3
<b>Emily Talley, 2011</b>	<b>3</b>
8. Ann Grooms, 1995	2
Michelle Thomas, 1999	2
Erin Kerr, 2001	2
Erin Kerr, 2002	2
Hannah Hoch, 2004	2
Allison Rella, 2005	2
<b>Emily Talley, 2010</b>	<b>2</b>

## CONSECUTIVE TOP 5 FINISHES

1. <b>Jess Wallace, 2010-11</b>	<b>4</b>
2. Erin Kerr, 2002-03	3
3. Hannah Hoch, 2004-05	2
Dominique Pytlewski, 2007-08	2
<b>Emily Talley, 2009-10</b>	<b>2</b>

## TOP 10 FINISHES CAREER

1. <b>Emily Talley, 2009-present</b>	<b>15</b>
2. Hannah Hoch, 2004-07	11
3. Erin Kerr, 2000-03	10
<b>Jess Wallace, 2011-present</b>	<b>10</b>
5. Sarah Bellinger, 1998-01	9
6. Dominique Pytlewski, 2006-09	7
7. Lindsay Caljouw, 2004-07	6
8. Allison Rella, 2002-05	5
Maria Persson-Gulda, 2003-06	5
Emily Childs, 2009	5

## TOP 10 FINISHES SEASON

1. <b>Jess Wallace, 2011</b>	<b>10</b>
2. <b>Emily Talley, 2011</b>	<b>7</b>
3. Hannah Hoch, 2006	6
4. Erin Kerr, 2003	5
Dominique Pytlewski, 2008	5
Emily Childs, 2009	5
7. Kiersten Albright, 1999	4
<b>Emily Talley, 2009</b>	<b>4</b>
<b>Emily Talley, 2010</b>	<b>4</b>
10. Seven times, last L. Caljouw, 2007	3

## CONSECUTIVE TOP 10 FINISHES

1. <b>Jess Wallace, 2010-11</b>	<b>10</b>
2. <b>Emily Talley, 2009-10/10-11</b>	<b>7</b>
3. Erin Kerr, 2002-03	3
Lindsay Caljouw, 2006-07	3
Dominique Pytlewski, 2007-08	3
Emily Childs, 2008-09	3
7. Tara Batistella, 1999-2000	2
Erin Kerr, 2002-03	2
Hannah Hoch, 2004-05	2
Julie Kim, 2006-07	2
<b>Kristin Coleman, 2010-11</b>	<b>2</b>

## TOP 20 FINISHES CAREER

1. <b>Emily Talley, 2009-present</b>	<b>23</b>
2. Erin Kerr, 2000-03	21
3. Hannah Hoch, 2004-07	20
4. Sarah Bellinger, 1998-2001	16
5. Maria Person-Gulda, 2003-06	15
6. Allison Rella, 2002-05	13
7. <b>Jess Wallace, 2011-present</b>	<b>11</b>
8. Julie Kim, 2006-09	9
9. Dominique Pytlewski, 2007-10	8
Lindsay Caljouw, 2004-07	8

## TOP 20 FINISHES SEASON

1. <b>Jess Wallace, 2011</b>	<b>11</b>
2. <b>Emily Talley, 2011</b>	<b>10</b>
3. Hannah Hoch, 2005	9
4. Erin Kerr, 2002	8
5. Erin Kerr, 2003	7
<b>Emily Talley, 2010</b>	<b>7</b>
7. Erin Kerr, 2001	6
Hannah Hoch, 2004	6
Maria Persson-Gulda, 2004	6
Allison Rella, 2005	6
Emily Childs, 2006	6
<b>Emily Talley, 2009</b>	<b>6</b>

## CONSECUTIVE TOP 20 FINISHES

1. <b>Emily Talley, 2009-10/10-11</b>	<b>15</b>
2. <b>Jess Wallace, 2010-11</b>	<b>11</b>
3. Emily Childs, 2008-09	6
4. Hannah Hoch, 2004-05	5
5. Erin Kerr, 2001-02	4
Hannah Hoch, 2003-04	4
Julie Kim, 2003-04	4
8. Michele Thomas, 1998-99	3
Tara Batistella, 1999-2000	3
Erin Kerr, 2002-03	3
Erin Kerr, 2002-03	3
Allison Rella, 2002-03	3
Maria Persson-Gulda, 2003-04	3
Hannah Hoch, 2004-05	3
Lindsay Caljouw, 2005-06	3
Lindsay Caljouw, 2006-07	3
Dominique Pytlewski, 2007-08	3



Hannah Hoch



Maria Persson-Gulda

# RECORD BOOK

## ROUNDS COUNTING CAREER

1. Sarah Bellinger, 1998-2001	115
2. Dominique Pytlewski, 2007-10	101
3. Allison Rella, 2002-05	100
4. Michelle Thomas, 1996-99	97
<b>5. Emily Talley, 2009-present</b>	<b>96</b>
6. Maria Persson-Gulda, 2003-06	90
7. Hannah Hoch, 2004-07	87
8. Erin Kerr, 2000-03	86
9. Christine Kim, 2007-10	80
10. Julie Kim, 2007-10	79

## ROUNDS COUNTING SEASON

<b>1. Jess Wallace, 2011</b>	<b>35</b>
2. Lindsay Senger, 2008	34
Kristin Coleman, 2011	34
<b>4. Emily Talley, 2011</b>	<b>33</b>
5. Dominique Pytlewski, 2008	32
<b>Emily Talley, 2009</b>	<b>32</b>
7. Hannah Hoch, 2005	31
<b>Emily Talley, 2010</b>	<b>31</b>
9. Sarah Bellinger, 1998	30
Sarah Bellinger, 1999	30
Sarah Bellinger, 2000	30
Maria Persson-Gulda, 2005	30
Stephanie Simich, 2008	30
Christine Kim, 2010	30

## PLACEMENT CONFERENCE TOURNEY

(Top 10)

1. Sarah Bellinger, 1999	4th
<b>Jess Wallace, 2011</b>	<b>4th</b>
3. Maria Persson-Gulda, 2006	5th
<b>Emily Talley, 2010</b>	<b>5th</b>
5. Jo Pritchard, 2002	6th
<b>Emily Talley, 2009</b>	<b>6th</b>
7. Lindsay Caljouw, 2006	9th



Allison Rella

## 18 HOLE SCORE CONFERENCE

1. Allison Rella, 4/22/04 (1st)	70
<b>Jess Wallace, 4/23/11 (2nd)</b>	<b>70</b>
3. Maria Persson-Gulda, 4/18/05 (2nd)	71
4. Taya Battistella, 4/22/99 (2nd)	72
<b>Emily Talley, 4/23/10 (1st)</b>	<b>72</b>
<b>Jess Wallace, 4/24/11 (3rd)</b>	<b>72</b>
7. Sarah Bellinger, 4/21/98 (3rd)	73
Erin Kerr, 4/20/01 (2nd)	73
Erin Kerr, 4/23/02 (3rd)	73
Maria Persson-Gulda, 4/23/03 (1st)	73
Lindsay Caljouw, 4/18/05 (2nd)	73
Lindsay Senger, 4/18/07 (3rd)	73
Stephanie Simich, 4/24/10 (2nd)	73
<b>Jess Wallace, 4/22/11 (1st)</b>	<b>73</b>
<b>Jenny Coleman, 4/24/11 (3rd)</b>	<b>73</b>

## 36 HOLE SCORE CONFERENCE

<b>1. Jess Wallace, 4/22-23/11</b>	<b>143</b>
<b>2. Emily Talley, 4/22-23/11</b>	<b>146</b>
<b>3. Emily Talley, 4/23-24/10</b>	<b>147</b>
4. Erin Kerr, 4/19-20/01	149
Maria Persson-Gulda, 4/17-18/05	149
6. Sarah Bellinger, 4/19-20/98	150
Jo Pritchard, 4/19-20/01	150
8. Kiersten Albright, 4/19-20/98	152
Taya Battistella, 4/21-22/99	152
Hannah Hoch, 4/23-24/03	152
Allison Rella, 4/22-23/04	152
Lindsay Caljouw, 4/17-18/05	152
<b>Emily Talley, 4/24-25/09</b>	<b>152</b>

## 54 HOLE SCORE CONFERENCE

<b>1. Jess Wallace, 2011</b>	<b>215</b>
<b>2. Emily Talley, 2010</b>	<b>222</b>
3. Sarah Bellinger, 1999	223
<b>4. Emily Talley, 2011</b>	<b>224</b>
5. Maria Persson-Gulda, 2006	225
6. Jo Pritchard, 2002	227
7. Lindsay Caljouw, 2006	229
8. Erin Kerr, 2001	230
<b>Emily Talley, 2009</b>	<b>230</b>
Christine Kim, 2010	230
<b>Jenny Coleman, 2011</b>	<b>230</b>

## 18 HOLE SCORE NCAA REGIONAL

<b>1. Emily Talley, 5/7/09</b>	<b>75</b>
<b>Emily Talley, 5/8/09</b>	<b>75</b>
Christine Kim, 5/9/09	75
<b>Emily Talley, 5/9/09</b>	<b>75</b>
<b>Emily Talley, 5/6/11</b>	<b>75</b>
6. Christine Kim, 5/7/09	76
Julie Kim, 5/8/09	76
<b>Kristin Coleman, 5/5/11</b>	<b>76</b>
<b>Emily Talley, 5/5/11</b>	<b>76</b>
<b>Jess Wallace, 5/5/11</b>	<b>76</b>
<b>Jenny Coleman, 5/6/11</b>	<b>76</b>
<b>Emily Talley, 5/7/11</b>	<b>76</b>
<b>Jenny Coleman, 5/7/11</b>	<b>76</b>

## 36 HOLE SCORE NCAA REGIONAL

<b>1. Emily Talley, 5/7-8/09</b>	<b>150</b>
<b>2. Emily Talley, 5/5-6/11</b>	<b>151</b>
3. Julie Kim, 5/7-8/09	153
<b>Kristin Coleman, 5/5-6/11</b>	<b>153</b>
<b>5. Jenny Coleman, 5/5-6/11</b>	<b>154</b>
6. Christine Kim, 5/7-8/09	155
<b>Jess Wallace, 5/5-6/11</b>	<b>155</b>
8. Stephanie Simich, 5/7-8/09	160
<b>9. Taylor Doyle, 5/5-6/11</b>	<b>163</b>
10. Dominique Pytlewski, 5/7-8/09	167

## 54 HOLE SCORE NCAA REGIONAL

<b>1. Emily Talley, 2009</b>	<b>225</b>
<b>2. Emily Talley, 2011</b>	<b>227</b>
3. Christine Kim, 2009	230
<b>Jenny Coleman, 2011</b>	<b>230</b>
<b>Kristin Coleman, 2011</b>	<b>230</b>
6. Julie Kim, 2009	231
<b>7. Jess Wallace, 2011</b>	<b>232</b>
8. Stephanie Simich, 2009	237
<b>9. Taylor Doyle, 2011</b>	<b>242</b>
10. Dominique Pytlewski, 2009	247

## LOW SCORE 1ST ROUND AS A BUFF

1. Julie Kim, 9/11/06	68
2. Michelle Thomas, 9/8/98	69
<b>3. Emily Talley, 9/8/08</b>	<b>70</b>
4. Lindsay Senger, 9/11/06	71
Emily Childs, 9/8/08	71
<b>Kristin Coleman, 9/13/10</b>	<b>71</b>

## LOW SCORE 1ST TOURNEY AS A BUFF

1. Emily Childs, 9/8-9/08 (Ptarmigan)	209
<b>2. Emily Talley, 9/8-9/08 (Ptarmigan)</b>	<b>213</b>
3. Lindsay Senger, 9/11-12/06 (Ptarmigan)	214
4. Hannah Hoch, 9/11-12/06 (Ptarmigan)	217
<b>J. Wallace, 9/13-14/10 (Ptarmigan)</b>	<b>217</b>

## NCAA REGIONAL APPEARANCES

1. Erin Kerr, 2002, '04	2
<b>Emily Talley, 2009, '11</b>	<b>2</b>
3. Christine Kim, 2009	1
Julie Kim, 2009	1
Dominique Pytlewski, 2009	1
Stephanie Simich, 2009	1
<b>Jenny Coleman, 2011</b>	<b>1</b>
<b>Kristin Coleman, 2011</b>	<b>1</b>
<b>Taylor Doyle, 2011</b>	<b>1</b>
<b>Jess Wallace, 2011</b>	<b>1</b>



Christine Kim

# TEAM RECORD BOOK

## STROKE AVERAGE SEASON

1. 2010-11	76.31
2. 2008-09	77.02
3. 2006-07	77.40
4. 2009-10	77.79
5. 2007-08	78.19

## STROKE AVERAGE FALL

1. 2008-09	75.84
2. 2010-11	75.85
3. 2009-10	77.36
4. 2007-08	77.51
5. 2006-07	77.74

## STROKE AVERAGE SPRING

1. 2010-11	76.71
2. 2006-07	77.05
3. 2005-06	77.56
4. 2008-09	78.02
5. 2009-10	78.15

## LOW 18 HOLE SCORE

1. Ptarmigan Ram Classic, 9/8/08 (2nd Rd)	279
2. Ptarmigan Ram Classic, 9/8/08 (1st Rd)	283
3. Heather Farr Memorial, 10/9/01 (2nd Rd)	286
Ptarmigan Ram Classic, 9/11/06 (1st Rd)	286
Heather Farr Memorial, 9/29/08 (1st Rd)	286
6. Heather Farr Memorial, 10/1/07 (2nd)	287
LSU/Cleveland Classic, 3/15/09 (3rd)	287
Ptarmigan Ram Classic, 9/14/10 (3rd)	287
9. Ptarmigan Ram Classic, 9/8/03 (1st)	288
Ptarmigan Ram Classic, 9/13/10 (1st)	288
Dick McGuire Invite, 9/18/10 (3rd)	288

## LOW 36 HOLE SCORE

1. Ptarmigan Ram Classic, 2008-09	562
2. Heather Farr Memorial, 2008-09	577
3. Ptarmigan Ram Classic, 2006-07	578
Ptarmigan Ram Classic, 2010-11	578
5. The Alamo Invite, 2010-11	582
6. MountainView Collegiate, 2010-11	583
7. Johnie Imes Invitational, 2010-11	587
8. Heather Farr Memorial, 2007-08	588
9. Ptarmigan Ram Classic, 2009-10	589
10. Heather Farr Memorial, 2010-11	590

## LOW 54 HOLE SCORE

1. Ptarmigan Ram Classic, 2008-09	852
2. Ptarmigan Ram Classic, 2010-11	865
3. Heather Farr Memorial, 2008-09	867
4. Ptarmigan Ram Classic, 2006-07	872
5. MountainView Collegiate, 2010-11	873
6. Johnie Imes Invitational, 2010-11	878
7. Ptarmigan Ram Classic, 2009-10	883
The Alamo Invitational, 2010-11	883
9. Cleveland Classic, 2008-09	884
Dick McGuire Invitational, 2010-11	884

## LOW 54 HOLE SCORE PAR 73

1. Dick McGuire Invitational, 2010-11	884
2. Dick McGuire Invitational, 2008-09	899
3. Dick McGuire Invitational, 2009-10	903
4. McHaney/Morehead Invite, 2007-08	920
McHaney/Morehead Invite, 2008-09	920

## LOW 54 HOLE SCORE PAR 72

1. Ptarmigan Ram Classic, 2008-09	852
2. Ptarmigan Ram Classic, 2010-11	865
3. Heather Farr Memorial, 2008-09	867
4. Ptarmigan Ram Classic, 2006-07	872
5. MountainView Collegiate, 2010-11	873

## LOW 54 HOLE SCORE PAR 71

1. Northrop Grumman, 2009-10	933
2. Colorado State Invitational, 1997-98	976
3. Chip-N Club Invitational, 1996-97	999
4. Big Eight Championships, 1995-96	1,041

## LOW 54 HOLE SCORE PAR 70

1. Gator Women's Invite, 2010-11	896
2. Lady Gator Invitational, 2007-08	920

## BEST STROKE IMPROVEMENT

(Same Tournament)

1. Big 12s, 2000-01 (1-2; 346-312)	34
2. Big Eight's, 1995-96 (2-3; 362-330)	32
3. Smith Classic, 1994-95 (1-2; 395-364)	31
4. Big 12s, 2007-08 (1-2; 351-322)	29
5. BYU Dixie Classic, 2004-05 (1-2; 335-310)	25
6. BYU Invitational, 1995-96 (1-2; 339-315)	24
Big 12s, 1996-97 (1-2; 348-324)	24
8. Oregon Invite, 2002-03 (2-3; 327-304)	23
9. SDSU Invite, 2008-09 (2-3; 326-304)	22
10. Big 12 Fall, 2000-01 (2-3; 337-316)	21
HF Memorial, 2001-02 (1-2; 307-286)	21

## ALL TIME VICTORIES

1. Ptarmigan Ram Classic, 9/11-12/06	
2. Heather Farr Memorial, 10/2-3/07	
3. Texas State Challenger, 11/2-3/08	
4. Ptarmigan Ram Classic, 9/13-14/10	
5. Heather Farr Memorial, 10/8-9/10	

## LARGEST MARGIN OF VICTORY

1. Heather Farr Memorial, 2010-11 (CSU)	16
2. Heather Farr Memorial, 2007-08 (OU)	4
3. Ptarmigan Ram Classic, 2010-11 (Cal)	2
4. Ptarmigan Ram Classic, 2006-07 (BU)	1
Texas State Challenger, 2008-09 (TSU; TTU)	1

## MOST TOP 5 FINISHES SEASON

1. 2010-11	10
2. 2004-05	6
3. 2003-04	5
4. 1998-99	4
1999-2000	4
2007-08	4
2008-09	4

## CONSECUTIVE TOP 5 FINISHES

1. 9/13/10—4/6/11	10
2. 9/8/98—9/22/98	3
9/16/02—10/8/02	3
9/29/08—11/3/08	3
5. 9/10/01—9/25/01	2
3/22/03—4/8/03	2
10/4/04—10/12/04	2

## MOST TOP 10 FINISHES SEASON

1. 2010-11	11
2. 2002-03	10
3. 1998-99	9
1999-2000	9
2004-05	9

## CONSECUTIVE TOP 10 FINISHES

1. 4/9/10—4/24/11	13
2. 9/8/98—3/14/99	8
3. 3/25/06—10/3/06	7
4. 9/9/02—11/13/02	6
9/13/04—2/22/05	6
9/8/08—2/17/09	6



The 2010-11 team set nine team records, including stroke average.

# HONORS

## BIG 12 NEWCOMER OF THE YEAR

Jess Wallace 2010-11

## FIRST TEAM ALL-BIG 12

Emily Childs 2008-09  
 Emily Talley 2010-11  
 Jess Wallace 2010-11

## SECOND TEAM ALL-BIG 12

Hannah Hoch 2004-05

## BIG 12 GOLFERS OF THE MONTH

Hannah Hoch February 2005  
 Dominique Pytlewski September 2007  
 Emily Childs September 2008  
 Emily Childs November 2008  
 Emily Talley March 2010  
 Emily Talley September 2010  
 Jess Wallace November 2010  
 Jess Wallace March 2011

## CU ATHLETE OF THE YEAR

Emily Talley 2009-10

## CU ATHLETE OF THE WEEK

Linda Sue Linton March 31, 1996  
 Kelly Heffer October 20, 1996  
 Michelle Thomas September 13, 1998  
 Kiersten Allbright September 27, 1998  
 Taya Battistella April 24, 2000  
 Erin Kerr October 2001  
 Jolene Fellhauer November 2001  
 Erin Kerr March 2002  
 Erin Kerr April 2002  
 Hannah Hoch September 28, 2004  
 Maria Persson-Gulda April 26, 2006  
 Lindsay Senger September 19, 2006  
 Dominique Pytlewski October 9, 2007  
 Dominique Pytlewski October 16, 2007  
 Emily Talley March 28, 2010  
 Emily Talley April 13, 2010  
 Emily Talley April 27, 2010  
 Emily Talley September 20, 2010  
 Jess Wallace October 11, 2010  
 Jess Wallace November 8, 2010  
 Jess Wallace April 26, 2011



Emily Talley

## NCGA ALL AMERICAN SCHOLARS

Michelle Thomas 1998-99  
 Lynn Ann Moretto 2001-02  
 Maria Persson-Gulda 2003-04  
 Maria Persson-Gulda 2004-05  
 Maria Persson-Gulda 2005-06  
 Julie Kim 2007-08  
 Jamie Befort 2009-10  
 Taylor Doyle 2010-11  
 Jess Wallace 2010-11

## FIRST TEAM ACADEMIC ALL-BIG 12

Linda Sue Linton 1996-97  
 Kiersten Allbright 1997-98  
 Sarah Bellinger 1997-98  
 Kylee Moullet 1997-98  
 Michelle Thomas 1997-98  
 Kiersten Allbright 1998-99  
 Sarah Bellinger 1998-99  
 Jamie Fundingsland 1998-99  
 Michelle Thomas 1998-99  
 Sarah Bellinger 1999-2000  
 Nicole Cavarra 1999-2000  
 Jamie Fundingsland 1999-2000  
 Sarah Bellinger 2000-01  
 Lynn Ann Moretto 2001-02  
 Lynn Ann Moretto 2002-03  
 Allison Rella 2002-03  
 Kimber Westbrook 2002-03  
 Robin Worthington 2002-03  
 Kimber Westbrook 2003-04  
 Robin Worthington 2003-04  
 Maria Persson-Gulda 2003-04  
 Hannah Hoch 2004-05  
 Maria Persson-Gulda 2004-05  
 Allison Rella 2004-05  
 Maria Persson-Gulda 2005-06  
 Jessica Ellis 2006-07  
 Julie Kim 2007-08  
 Julie Kim 2008-09  
 Taylor Doyle 2009-10  
 Meaghan Kari 2009-10  
 Jamie Befort 2010-11  
 Taylor Doyle 2010-11  
 Megahan Kari 2010-11

## H.M. ACADEMIC ALL-BIG 12

Jamie Fundingsland 1996-97  
 Kylee Moullet 1996-97  
 Mihcelle Thomas 1996-97  
 Brooke Van Wyk 1999-2000  
 Sara Warenski 1999-2000  
 Brooke Van Wyk 2000-01  
 Jolene Fellhauer 2001-02  
 Jennifer Footlik 2001-02  
 Allison Rella 2003-04  
 Hannah Hoch 2005-06  
 Hannah Hoch 2006-07  
 Jessica Ellis 2006-07  
 Cierra Ko 2007-08  
 Dominique Pytlewski 2007-08  
 Cierra Ko 2008-09  
 Dominique Pytlewski 2008-09  
 Dominique Pytlewski 2009-10  
 Emily Talley 2009-10

## 4.0 CLUB

Nicole Cavarra 1997  
 Nicole Cavarra 1998  
 Nicole Cavarra 1999  
 Nicole Cavarra 2000  
 Nicole Cavarra 2001  
 Nicole Cavarra 2002  
 Maria Persson-Gulda 2003  
 Kimber Westbrook 2003  
 Maria Persson-Gulda 2004  
 Kimber Westbrook 2004  
 Maria Persson-Gulda 2006  
 Charlotte Persson-Gulda 2007  
 Jamie Befort 2008  
 Jamie Befort 2010  
 Jamie Befort 2011  
 Jamie Befort 2012

## MOST IMPROVED STUDENT ATHLETE

Kylee Moullet 1998  
 Michelle Thomas 1999  
 Lindsay Senger 2008

## BUFFALO LEADERSHIP AWARD

Brooke Van Wyk 2000  
 Maria Persson-Gulda 2004  
 Hannah Hoch 2006

## SCHOLAR ATHLETE AWARD

Nicole Cavarra 2000  
 Maria Persson-Gulda 2006

## UNDERCLASS CHOLAR ATHLETE

Jamie Befort 2009

## BIG 12 CONFERENCE MEDAL AWARD

Nicole Cavarra 2000  
 Kimber Westbrook 2004

## BIG 12 COMMUNITY OUTREACH

Joey Stetser 2005



Nicole Cavarra

# BUFFS IN THE RANKINGS AND IN THE PROS

## GOLFWEEEK FINAL RANKINGS

Season	Rank	Top 25	Top 50	Top 100	Overall
1999-2000	56	0-18-0	8-60-2	51-72-5	60-78-5
2000-01	72	0-22-0	3-44-0	26-80-0	65-82-0
2001-02	70	0-18-0	0-42-1	35-85-2	70-88-2
2002-03	68	0-20-0	4-44-0	47-66-2	78-66-2
2003-04	89	0-16-0	1-47-0	16-104-2	43-107-2
2004-05	66	0-11-0	3-34-2	42-55-4	92-55-4
2005-06	92	0-12-0	7-44-0	28-104-4	57-109-4
2006-07	52	1-9-0	12-35-2	60-65-6	94-65-6
2007-08	64	0-15-0	7-48-1	49-83-4	47-85-4
2008-09	47	2-32-0	14-5-1	64-74-4	96-76-4
2009-10	66	1-26-0	8-73-0	39-92-1	70-93-1
2010-11	36	4-20-0	26-42-2	86-46-2	117-47-2

## FINAL INDIVIDUAL RANKINGS ON GOLFWEEEK 300 AND GOLFSTAT 250

Player	Golfweek	Golfstat	Season
Jessica Wallace	59	39	2010-11
Emily Talley	88	69	2010-11
Hannah Hoch	124		2004-05
Erin Kerr	128		2001-02
Emily Talley	146	130	2009-10
Erin Kerr	158		2002-03
Emily Talley	177	142	2008-09
Sarah Bellinger	181		1999-2000
Taya Battistella	192		1999-2000
Erin Kerr	209		2000-01
Dominique Pytlewski	223		2007-08
Lindsay Caljouw	224		2006-07
Allison Rella	226		2004-05
Hannah Hoch	233		2003-04
Lindsay Caljouw	236		2005-06
Julie Kim	237		2007-08
Julie Kim	259		2006-07
Christine Kim	263		2009-10
Maria Persson-Gulda	265		2003-04
Maria Persson-Gulda	293		2005-06
Dominique Pytlewski	294	208	2008-09

## TOP 40 GOLFSTAT INDIVIDUAL WEEKLY RANKINGS SINCE 2008

Player	Rank	Date
Emily Childs	4	10/7/08
Emily Talley	25	9/21/10
Jess Wallace	28	4/26/11
Jess Wallace	28	5/3/11
Jess Wallace	29	4/19/11
Emily Talley	30	9/28/10
Emily Talley	30	10/5/10
Jess Wallace	31	3/22/11
Jess Wallace	31	3/29/11
Jess Wallace	31	4/5/11
Jess Wallace	32	3/15/11
Emily Talley	33	10/7/08
Jess Wallace	33	2/22/11
Jess Wallace	34	4/12/11
Jess Wallace	35	11/9/10
Jess Wallace	35	11/16/10
Jess Wallace	35	11/23/10
Jess Wallace	35	3/1/11
Jess Wallace	35	3/8/11
Emily Childs	36	2/17/09
Jess Wallace	36	2/15/11
Jess Wallace	39	5/24/11



Jess Wallace achieved the highest individual final ranking in both the Golfweek (59) and Golfstat (39) polls at the end of last season.

## GOLFSTAT FINAL RANKINGS

Season	Rank
2005-06	82
2006-07	58
2007-08	64
2008-09	48
2009-10	60
2010-11	36

## GOLF WORLD RANKINGS

Date	Rank
October 3, 2007	(t-42) RV
October 17, 2007	(t-37) RV
November 12, 2008	(33) RV
September 1, 2010	(t-42) RV
September 30, 2010	21
October 28, 2010	19
February 23, 2011	23
March 8, 2011	(27) RV
March 30, 2011	(t-32) RV
April 20, 2011	(t-31) RV
May 3, 2011 (final)	(30) RV

## FUTURES TOUR

Player	Rank
Taya Battistella	
Erin Kerr	
Jessica Wallace	2012

## CACTUS TOURS

Player	Rank
Kiersten Allbright	

## EUROPEAN WOMENS TOUR

Player	Rank
Jo Pritchard	

## GOLF AND CLUB PROFESSIONALS

Player	Rank
Nicole Cavarra	Colorado
Jamie Fundingsland Sniffin	Colorado
Kylee Moullet	Montana
Lindsay Senger	Colorado

# ALL-TIME ROSTER

Name	Height	Hometown (Highschool/Previous College)	Played
Kiersten Allbright	5-10	Meridan, N.H. (Kimball Union/Hamilton)	1997-99
Heather Allerdice-Gerow	5-6	Eugene, Ore. (South Eugene)	1995
Taya Battistella	5-3	Bend, Ore. (Bend)	2000
Jamie Befort	5-6	Westminster, Colo. (Monarch)	2009-11
Sarah Bellinger	5-6	Miles City, Mont. (Palm Desert)	1998-2001
Megan Budge	5-8	Eugene, Ore. (Marist)	2003
Lindsay Caljouw	5-5	Nanaimo, B.C. (Nanaimo)	2006-07
Nicole Cavarra	5-8	Aurora, Colo. (Smoky Hill)	1996-2001
Emily Childs	5-5	Alameda, Calif. (Alameda)	2009
Jenny Coleman	5-8	Rolling Hills Estates, Calif. (Palos Verdes Peninsula)	2011
Kristin Coleman	5-9	Rolling Hills Estates, Calif. (Palos Verdes Peninsula)	2011
Abby Collins	5-5	Whitefish, Mont. (Whitefish)	1998
Cristina DeTomasi	5-9	Lafayette, Calif. (Acalanes)	2009-11
Devin Dougherty	5-6	Woodland, Calif. (Pioneer)	2010-11
Taylor Doyle	5-5	San Diego, Calif. (La Jolla)	2009-11
Jessica Ellis	5-5	Littleton, Colo. (Heritage/Iowa)	2005-07
Jolene Fellhauer	5-6	Grand Junction, Colo. (Grand Junction)	2000-03
Amanda Fisher	5-4	Korora NSW, Australia (Bishop Druitt)	2001
Jenn Footlik	5-5	Dallas, Texas (Highland Park)	2001-04
Ashley Ford	5-7	Grand Junction, Colo. (Grand Junction)	1995-96
Jaime Fundingsland	6-0	Minot, N.D. (Minot)	1997-2000
Margaret Garehime	5-8	Englewood, Colo. (Cherry Creek)	2002
Lise Gausman	5-11	Fort Collins, Colo. (Fort Collins)	1995
Ann Grooms	5-9	Westminster, Colo. (Ranum)	1995-96
Erin Hall	5-5	Colorado Springs, Colo. (Wasson)	1995
Kelly Heffer	5-6	Englewood, Colo. (Cherry Creek/Arizona)	1997
Kim Hickel	5-11	Englewood, Colo. (Cherry Creek)	1995-96
Hannah Hoch	5-8	Turlock, Calif. (Turlock)	2004-07
Lindsey Isham	5-8	Boulder, Colo. (Boulder)	1998-2001
Gabriella Jakobsson	5-8	Stockholm, Sweden (Sodra Latin)	1998-99
Meaghan Kari	5-7	Windsor, Calif. (Windsor/Santa Clara)	2010-11
Erin Kerr	5-7	Phoenix, Ariz. (Xavier Prep./California)	2001-03
Christine Kim	5-3	Pahoa, Hawai'i (Waiakea)	2007-10
Julie Kim	5-4	Port Coquitlam, B.C. (B.C. Christian Academy)	2007-10
Cierra Ko	5-3	Colorado Springs, Colo. (Harrison)	2006-09
Lindsay Koth	5-6	Middleton, Wisc. (Edgewood)	2004-07
Linda Sue Linton	5-6	Northglenn, Colo. (Skyline)	1995-98
Jordan Magruder	5-4	Paradise Valley, Calif. (Scottsdale Christian)	2009
Jessie Malcom	5-6	Scottsdale, Ariz. (Chaparral)	2003-05
Haley Mathies	5-6	Evergreen, Colo. (D'Evelyn)	2008
Jessica Milner	5-10	Newport Beach, Calif. (Corona Del Mar)	2008
Lynn Ann Moretto	5-2	Englewood, Colo. (Cherry Creek/Mississippi)	2000-03
Kylee Moullet	5-7	Bozeman, Mont. (Bozeman)	1995-98
Katy Nolan	5-2	Saline, Mich. (Saline)	1998-2001
Abbie Noon	5-3	Fort Collins, Colo. (Arcata)	1999-2000
Andrea Parkhill	5-7	Carson City, Nev. (Carson City)	1995
Charlotte Persson-Gulda	5-3	Halmstad, Sweeden (Kattegatt)	2005-06
Maria Persson-Gulda	5-3	Halmstad, Sweeden (Kattegatt)	2003-06
Jo Pritchard	5-6	Newport, South Wales (St. Joseph's)	2001-02
Dominique Pytlewski	5-6	Vancouver, B.C. (St. Thomas Aquinas)	2007-10
Allison Rella	5-7	Cranbrook, B.C. (Mount Baker Secondary)	2002-05
Regina Rodriguez	5-5	Fort Morgan, Colo. (Fort Morgan)	2005
Sarah Ruybalid	5-6	Pueblo, Colo., (Pueblo South)	2006
Lindsay Senger	5-8	Louisville, Colo. (Monarch)	2004-08
Nicole Sennett	5-7	Harvey's Lake, Pa. (Bishop O'Reilly)	1996-97
Stephanie Simich	6-0	Mississauga, Ontario (Clarkson Secondary)	2008-10
Katrina Snowgren	5-7	Kingwood, Texas (Kingwood)	1997
Joey Stetser	5-9	Phoenix, Ariz. (Shadow Mountain)	2002-05
Tina Strahan	5-4	Gilbert, Ariz. (Dobson)	1997
Emily Talley	5-9	Napa, Calif. (R.L. Stevenson)	2009-11
Tessa The	5-6	Los Altos, Calif. (Los Altos)	2011
Michelle Thomas	5-6	Littleton, Colo. (Heritage)	1996-99
Brooke Van Wyk	6-0	Littleton, Colo. (Heritage)	1998-2001
Marsha Vasquez	5-7	Longmont, Colo. (Boulder)	1996
Leigh Vevurka	5-7	Englewood, Colo. (Cherry Creek)	1996
Jess Wallace	5-4	Langley, B.C. (Walnut Grove/Pepperdine)	2011
Sara Warenski	5-4	Libertyville, Ill. (Libertyville)	1997-2000
Kimber Westbrook	5-10	Loveland, Colo. (Thompson Valley)	2002-04
Catherine Woods	5-8	Denver, Colo. (Denver Christian/Pepperdine)	2006-07
Robin Worthington	5-3	Loveland, Colo. (Thompson Valley)	2001-04

# ALL-TIME PLAYER STATISTICS



ALLBRIGHT

**KIERSTEN ALLBRIGHT** • 5-10 • Meridan, N.H. • Kimball Union/Hamilton • 1997-99

Player	OVERALL														SPRING					FALL					
	Rd	Strk	Avg.	SCIRP	S-AV	Lo	Hi	Rd	Strk	Avg.	SCIRP	Rd	Strk	Avg.	SCIRP	Win	T5	T10	T20	60	70	<P	Rds/Tm		
1996-97	Did Not Compete																								
1997-98	20	1,657	82.85	+217	10.9	76	90	11	922	83.82	+130	9	735	81.67	+87	0	0	0	0	0	5	0	18/20		
1998-99	29	2,259	77.90	+171	5.9	72	86	14	1,095	78.21	+87	15	1,164	77.60	+84	1	1	4	5	0	21	0	25/26		
<b>TOTALS</b>	<b>49</b>	<b>3,916</b>	<b>79.92</b>	<b>+388</b>	<b>7.9</b>	<b>72</b>	<b>90</b>	<b>25</b>	<b>2,017</b>	<b>80.68</b>	<b>+217</b>	<b>24</b>	<b>1,899</b>	<b>79.13</b>	<b>+171</b>	<b>1</b>	<b>1</b>	<b>4</b>	<b>5</b>	<b>0</b>	<b>26</b>	<b>0</b>	<b>43/46</b>		

**HEATHER ALLERDICE-GEROW** • 5-6 • Eugene, Ore. • South Eugene • 1995

Player	OVERALL														SPRING					FALL				
	Rd	Strk	Avg.	SCIRP	S-AV	Lo	Hi	Rd	Strk	Avg.	SCIRP	Rd	Strk	Avg.	SCIRP	Win	T5	T10	T20	60	70	<P	Rds/Tm	
1994-95	4	368	92.00	+80	20.0	90	93	—	—	—	—	4	368	92.0	+80	0	1	1	1	0	0	0	3/4	

ALLERDICEGEROW



BATTISTELLA

**TAYA BATTISTEALLA** • 5-3 • Bend, Ore. • Bend • 1999-2000

Player	OVERALL														SPRING					FALL				
	Rd	Strk	Avg.	SCIRP	S-AV	Lo	Hi	Rd	Strk	Avg.	SCIRP	Rd	Strk	Avg.	SCIRP	Win	T5	T10	T20	60	70	<P	Rds/Tm	
1998-99	26	2,046	78.69	+174	6.7	74	86	11	875	79.6	+83	15	1,171	78.1	+91	0	1	1	2	0	18	0	22/26	
1999-2000	31	2,434	78.52	+202	6.5	71	90	17	1,358	79.9	+134	14	1,076	76.9	+68	0	1	3	4	0	19	2	29/31	
<b>TOTALS</b>	<b>57</b>	<b>4,480</b>	<b>78.6</b>	<b>+376</b>	<b>6.6</b>	<b>71</b>	<b>90</b>	<b>28</b>	<b>2,233</b>	<b>79.8</b>	<b>+217</b>	<b>29</b>	<b>2,247</b>	<b>77.5</b>	<b>+159</b>	<b>0</b>	<b>2</b>	<b>4</b>	<b>6</b>	<b>0</b>	<b>37</b>	<b>2</b>	<b>51/57</b>	



BEFORT

**JAMIE BEFORT** • 5-6 • Westminster, Colo. • Monarch • 2009-11

Player	OVERALL														SPRING					FALL					
	Rd	Strk	Avg.	SCIRP	S-AV	Lo	Hi	Rd	Strk	Avg.	SCIRP	Rd	Strk	Avg.	SCIRP	Win	T5	T10	T20	60	70	<P	Rds/Tm		
2008-09	Did Not Compete																								
2009-10	15	1,207	80.5	+127	8.5	72	85	9	722	80.2	+74	6	485	80.8	+53	0	0	0	0	0	5	0	0/0		
2010-11	6	484	80.7	+52	8.7	78	83	—	—	—	—	6	484	80.7	+52	0	0	0	0	0	3	0	0/0		
<b>TOTALS</b>	<b>21</b>	<b>1,691</b>	<b>80.5</b>	<b>+179</b>	<b>8.5</b>	<b>72</b>	<b>85</b>	<b>9</b>	<b>722</b>	<b>80.2</b>	<b>+74</b>	<b>12</b>	<b>969</b>	<b>80.8</b>	<b>+105</b>	<b>0</b>	<b>0</b>	<b>0</b>	<b>0</b>	<b>0</b>	<b>8</b>	<b>0</b>	<b>0/0</b>		



BELLINGER

**SARAH BELLINGER** • 5-6 • Miles City, Mont. • Palm Desert • 1998-2001

Player	OVERALL														SPRING					FALL				
	Rd	Strk	Avg.	SCIRP	S-AV	Lo	Hi	Rd	Strk	Avg.	SCIRP	Rd	Strk	Avg.	SCIRP	Win	T5	T10	T20	60	70	<P	Rds/Tm	
1997-98	30	2,413	80.4	+258	8.6	76	86	15	1,208	80.5	+130	15	1,205	80.3	+128	0	1	1	3	0	12	0	30/30	
1998-99	31	2,418	78.0	+186	6.0	73	85	16	1,260	78.8	+108	15	1,158	77.2	+78	0	3	3	4	0	21	0	30/31	
1999-2000	31	2,420	78.1	+188	6.1	70	83	17	1,350	79.4	+126	14	1,070	76.4	+62	0	1	2	5	0	22	1	30/31	
2000-01	29	2,298	79.2	+210	7.2	72	93	15	1,190	79.3	+110	14	1,108	79.1	+100	0	0	3	4	0	16	0	25/29	
<b>TOTALS</b>	<b>121</b>	<b>9,549</b>	<b>78.9</b>	<b>+842</b>	<b>7.0</b>	<b>70</b>	<b>93</b>	<b>63</b>	<b>5,008</b>	<b>79.5</b>	<b>+474</b>	<b>58</b>	<b>4,541</b>	<b>78.3</b>	<b>+368</b>	<b>0</b>	<b>5</b>	<b>9</b>	<b>16</b>	<b>0</b>	<b>71</b>	<b>1</b>	<b>115/121</b>	



CALJOUW

**LINDSAY CALJOUW** • 5-5 • Nanaimo, B.C., Canada • Nanaimo • 2006-07


Player	OVERALL														SPRING					FALL				
	Rd	Strk	Avg.	SCIRP	S-AV	Lo	Hi	Rd	Strk	Avg.	SCIRP	Rd	Strk	Avg.	SCIRP	Win	T5	T10	T20	60	70	<P	Rds/Tm	
2005-06	30	2,280	76.0	+120	4.0	70	85	15	1,128	75.2	+48	15	1,152	76.8	+72	0	1	3	4	0	26	1	30/30	
2006-07	23	1,744	75.8	+88	3.8	70	83	14	1,057	75.5	+49	9	687	76.3	+39	0	1	3	4	0	20	2	22/23	
<b>TOTALS</b>	<b>53</b>	<b>4,024</b>	<b>75.9</b>	<b>+208</b>	<b>3.9</b>	<b>70</b>	<b>85</b>	<b>29</b>	<b>2,185</b>	<b>75.3</b>	<b>+97</b>	<b>24</b>	<b>1,839</b>	<b>76.6</b>	<b>+111</b>	<b>0</b>	<b>2</b>	<b>6</b>	<b>8</b>	<b>0</b>	<b>46</b>	<b>3</b>	<b>52/53</b>	



CAVARRA

**NICOLE CAVARRA** • 5-8 • Aurora, Colo. • Smokey Hill • 1996, 1999-2001

Player	OVERALL														SPRING					FALL				
	Rd	Strk	Avg.	SCIRP	S-AV	Lo	Hi	Rd	Strk	Avg.	SCIRP	Rd	Strk	Avg.	SCIRP	Win	T5	T10	T20	60	70	<P	Rds/Tm	
1995-96	5	471	94.2	+111	22.2	93	97	3	284	94.7	+68	2	187	93.5	+43	0	0	0	0	0	0	0	0	0/5
1998-99	3	265	88.3	+49	16.3	86	91	—	—	—	—	3	265	88.3	+49	0	0	0	0	0	0	0	0	0/0
1999-2000	2	169	84.5	+25	12.5	79	90	—	—	—	—	2	169	84.5	+25	0	0	0	0	0	1	0	1/2	
2000-01	2	172	86.0	+28	14.0	84	88	—	—	—	—	2	172	86.0	+28	0	0	0	0	0	0	0	0/0	
<b>TOTALS</b>	<b>12</b>	<b>1,077</b>	<b>89.8</b>	<b>+213</b>	<b>17.8</b>	<b>79</b>	<b>97</b>	<b>3</b>	<b>284</b>	<b>94.7</b>	<b>+68</b>	<b>9</b>	<b>793</b>	<b>88.1</b>	<b>+145</b>	<b>0</b>	<b>0</b>	<b>0</b>	<b>0</b>	<b>0</b>	<b>1</b>	<b>0</b>	<b>1/7</b>	



CHILDS

**EMILY CHILDS** • 5-5 • Alameda, Calif. • Alameda • 2009

Player	OVERALL														SPRING					FALL				
	Rd	Strk	Avg.	SCIRP	S-AV	Lo	Hi	Rd	Strk	Avg.	SCIRP	Rd	Strk	Avg.	SCIRP	Win	T5	T10	T20	60	70	<P	Rds/Tm	
2008-09	16	1,174	73.4	+16	1.0	67	81	1	75	75.0	+3	15	1,099	73.3	+13	0	2	4	5	3	12	6	15/16	



K.COLEMAN

**JENNY COLEMAN** • 5-9 • Rolling Hills Estates, Calif. • Palos Verdes Peninsula • 2011

Player	OVERALL														SPRING					FALL				
	Rd	Strk	Avg.	SCIRP	S-AV	Lo	Hi	Rd	Strk	Avg.	SCIRP	Rd	Strk	Avg.	SCIRP	Win	T5	T10	T20	60	70	<P	Rds/Tm	
2010-11	35	2,680	76.6	+165	4.7	71	81	20	1,509	75.5	+77	15	1,171	78.1	+88	0	0	0	5	0	28	3	26/35	



J.COLEMAN

**KRISTIN COLEMAN** • 5-9 • Rolling Hills Estates, Calif. • Palos Verdes Peninsula • 2011

Player	OVERALL														SPRING					FALL				
	Rd	Strk	Avg.	SCIRP	S-AV	Lo	Hi	Rd	Strk	Avg.	SCIRP	Rd	Strk	Avg.	SCIRP	Win	T5	T10	T20	60	70	<P	Rds/Tm	
2010-11	35	2,662	76.1	+147	4.2	71	82	20	1,542	77.1	+110	15	1,120	74.7	+37	0	0	2	4	0	30	2	34/35	



DOUGHERTY

**DEVIN DOUGHERTY** • 5-5 • Woodland, Calif. • Pioneer • 2010-11

Player	OVERALL														SPRING					FALL				
	Rd	Strk	Avg.	SCIRP	S-AV	Lo	Hi	Rd	Strk	Avg.	SCIRP	Rd	Strk	Avg.	SCIRP	Win	T5	T10	T20	60	70	<P	Rds/Tm	
2009-10	9	743	82.6	+95	10.6	78	87	6	499	83.2	+67	3	244	81.3	+28	0	0	0	0	0	2	0	0	0/0
2010-11	5	411	82.2	+51	10.2	79	87	—	—	—	—	5	411	82.2	+51	0	0	0	0	0	2	0	0/0	
<b>TOTALS</b>	<b>14</b>	<b>1,154</b>	<b>82.4</b>	<b>+146</b>	<b>10.4</b>	<b>78</b>	<b>87</b>	<b>6</b>	<b>499</b>	<b>83.2</b>	<b>+67</b>	<b>8</b>	<b>655</b>	<b>81.2</b>	<b>+79</b>	<b>0</b>	<b>0</b>	<b>0</b>	<b>0</b>	<b>0</b>	<b>4</b>	<b>0</b>	<b>0/0</b>	

# ALL-TIME PLAYER STATISTICS



## TAYLOR DOYLE

• 5-5 • San Diego, Calif. • La Jolla • 2009-11

Player	OVERALL														SPRING				FALL				Rds/Tm
	Rd	Strk	Avg.	SCIRP	S-AV	Lo	Hi	Rd	Strk	Avg.	SCIRP	Rd	Strk	Avg.	SCIRP	Win	T5	T10	T20	60	70	<P	
2008-09	Did Not Compete																						
2009-10	27	2,100	77.8	+156	5.8	70	87	18	1,393	77.4	+100	9	707	78.6	+56	0	0	0	0	0	19	1	21/24
2010-11	31	2,423	78.2	+196	6.3	70	87	20	1,603	80.2	+171	11	820	74.6	+25	0	0	0	1	0	18	2	17/28
<b>TOTALS</b>	<b>58</b>	<b>4,523</b>	<b>78.0</b>	<b>+352</b>	<b>6.1</b>	<b>70</b>	<b>87</b>	<b>38</b>	<b>2,996</b>	<b>78.7</b>	<b>+271</b>	<b>20</b>	<b>1,527</b>	<b>76.4</b>	<b>+81</b>	<b>0</b>	<b>0</b>	<b>0</b>	<b>1</b>	<b>0</b>	<b>37</b>	<b>3</b>	<b>38/52</b>

DOYLE



## JESSICA ELLIS

• 5-5 • Littleton, Colo. • Heritage/Towa • 2005-07

Player	OVERALL														SPRING				FALL				Rds/Tm
	Rd	Strk	Avg.	SCIRP	S-AV	Lo	Hi	Rd	Strk	Avg.	SCIRP	Rd	Strk	Avg.	SCIRP	Win	T5	T10	T20	60	70	<P	
2004-05	19	1,557	82.0	+192	10.1	74	96	14	1,153	82.4	+148	5	404	80.8	+44	0	0	0	0	0	7	0	9/17
2005-06	6	495	82.5	+63	10.5	76	88	3	236	78.7	+20	3	259	86.3	+43	0	0	0	0	0	2	0	0/0
2006-07	3	269	89.7	+53	17.7	85	97	—	—	—	—	3	269	89.7	+53	0	0	0	0	0	0	0	0/0
<b>TOTALS</b>	<b>28</b>	<b>2,321</b>	<b>82.9</b>	<b>+308</b>	<b>11.0</b>	<b>74</b>	<b>97</b>	<b>17</b>	<b>1,389</b>	<b>81.7</b>	<b>168</b>	<b>11</b>	<b>932</b>	<b>84.7</b>	<b>+140</b>	<b>0</b>	<b>0</b>	<b>0</b>	<b>0</b>	<b>0</b>	<b>9</b>	<b>0</b>	<b>9/17</b>

ELLIS



## JOLENE FELLHAUER

• 5-6 • Grand Junction, Colo. • Grand Junction • 2000-03

Player	OVERALL														SPRING				FALL				Rds/Tm
	Rd	Strk	Avg.	SCIRP	S-AV	Lo	Hi	Rd	Strk	Avg.	SCIRP	Rd	Strk	Avg.	SCIRP	Win	T5	T10	T20	60	70	<P	
1999-2000	5	406	81.2	+46	9.2	78	87	—	—	—	—	5	406	81.2	+46	0	0	0	0	0	2	0	0/0
2000-01	28	2,251	80.4	+235	8.4	72	89	14	1,127	80.5	+119	14	1,124	80.3	+116	0	1	1	2	0	10	0	19/26
2001-02	29	2,311	79.7	+223	7.7	71	92	16	1,311	81.9	+159	13	1,000	76.9	+64	0	1	2	3	0	17	2	25/29
2002-03	28	2,208	78.9	+195	7.0	67	88	12	958	79.8	+97	16	1,250	78.1	+98	0	1	1	2	1	14	1	21/28
<b>TOTALS</b>	<b>90</b>	<b>7,716</b>	<b>79.7</b>	<b>+699</b>	<b>7.8</b>	<b>67</b>	<b>92</b>	<b>42</b>	<b>3,396</b>	<b>80.9</b>	<b>+375</b>	<b>48</b>	<b>3,780</b>	<b>78.8</b>	<b>+324</b>	<b>0</b>	<b>3</b>	<b>4</b>	<b>7</b>	<b>1</b>	<b>43</b>	<b>3</b>	<b>65/83</b>

FELLHAUER



## AMANDA FISHER

• 5-4 • Korora, New South Wales, Australia • Bishop Druitt • 2001

Player	OVERALL														SPRING				FALL				Rds/Tm
	Rd	Strk	Avg.	SCIRP	S-AV	Lo	Hi	Rd	Strk	Avg.	SCIRP	Rd	Strk	Avg.	SCIRP	Win	T5	T10	T20	60	70	<P	
2000-01	14	1,117	79.8	+109	7.8	75	87	3	249	83.0	+33	11	868	78.9	+76	0	0	0	0	0	9	0	10/14

FISHER



## JENN FOOTLIK

• 5-5 • Dallas, Texas • Highland Park • 2001-04

Player	OVERALL														SPRING				FALL				Rds/Tm
	Rd	Strk	Avg.	SCIRP	S-AV	Lo	Hi	Rd	Strk	Avg.	SCIRP	Rd	Strk	Avg.	SCIRP	Win	T5	T10	T20	60	70	<P	
2000-01	9	738	82.0	+90	10.0	75	91	1	91	91.0	+19	8	647	80.9	+71	0	0	0	0	0	4	0	3/7
2001-02	18	1,452	80.7	+156	8.7	76	93	13	1,060	81.5	+124	5	392	78.4	+32	0	0	0	0	0	9	0	10/13
2003-04	13	1,075	82.7	+139	10.7	76	91	6	493	82.2	+61	7	582	83.1	+78	0	0	0	0	0	4	0	2/3
<b>TOTALS</b>	<b>40</b>	<b>3,265</b>	<b>81.6</b>	<b>+385</b>	<b>9.6</b>	<b>75</b>	<b>93</b>	<b>20</b>	<b>1,644</b>	<b>82.2</b>	<b>+204</b>	<b>20</b>	<b>1,621</b>	<b>81.1</b>	<b>+181</b>	<b>0</b>	<b>0</b>	<b>0</b>	<b>0</b>	<b>0</b>	<b>17</b>	<b>0</b>	<b>15/23</b>

FOOTLIK



FORD



## ASHLEY FORD

• 5-7 • Grand Junction, Colo. • Grand Junction • 1995-96

Player	OVERALL														SPRING				FALL				Rds/Tm
	Rd	Strk	Avg.	SCIRP	S-AV	Lo	Hi	Rd	Strk	Avg.	SCIRP	Rd	Strk	Avg.	SCIRP	Win	T5	T10	T20	60	70	<P	
1994-95	21	1,897	90.3	+421	20.1	42	102	11	976	88.7	+220	10	921	92.1	+201	0	0	2	2	0	0	0	17/21
1995-96	19	1,633	86.0	+265	14.0	80	94	5	441	88.2	+18	14	1,192	85.1	+184	0	0	0	0	0	0	0	17/19
1996-97	5	452	90.4	+92	18.4	87	95	—	—	—	—	5	452	90.4	+92	0	0	0	0	0	0	0	3/5
<b>TOTALS</b>	<b>45</b>	<b>3,982</b>	<b>88.5</b>	<b>+778</b>	<b>17.3</b>	<b>42</b>	<b>102</b>	<b>16</b>	<b>1,417</b>	<b>88.6</b>	<b>+301</b>	<b>29</b>	<b>2,565</b>	<b>88.5</b>	<b>+477</b>	<b>0</b>	<b>0</b>	<b>2</b>	<b>0</b>	<b>0</b>	<b>0</b>	<b>0</b>	<b>37/45</b>

FUNDINGSLAND

## JAIME FUNDINGSLAND

• 6-0 • Minot, N.D. • Minot • 1997-2000

Player	OVERALL														SPRING				FALL				Rds/Tm
	Rd	Strk	Avg.	SCIRP	S-AV	Lo	Hi	Rd	Strk	Avg.	SCIRP	Rd	Strk	Avg.	SCIRP	Win	T5	T10	T20	60	70	<P	
1996-97	8	746	93.3	+167	20.9	84	103	—	—	—	—	8	746	93.3	+167	0	0	0	0	0	0	0	2/8
1997-98	11	938	85.3	+151	13.7	80	90	5	425	85.0	+67	6	513	85.5	+84	0	0	0	0	0	0	0	7/11
1998-99	19	1,562	82.2	+194	10.2	75	95	7	587	83.9	+83	12	975	81.3	+111	0	0	0	0	0	6	0	7/16
1999-2000	19	1,543	81.2	+175	9.2	76	86	8	660	82.5	+84	11	883	80.3	+91	0	0	0	0	0	3	0	14/17
<b>TOTALS</b>	<b>57</b>	<b>4,789</b>	<b>84.0</b>	<b>+687</b>	<b>12.1</b>	<b>75</b>	<b>103</b>	<b>20</b>	<b>1,672</b>	<b>83.6</b>	<b>+234</b>	<b>37</b>	<b>3,117</b>	<b>84.2</b>	<b>+453</b>	<b>0</b>	<b>0</b>	<b>0</b>	<b>0</b>	<b>0</b>	<b>9</b>	<b>0</b>	<b>30/52</b>

GAUSMAN



## LISE GAUSMAN

• 5-11 • Fort Collins, Colo. • Fort Collins • 2002

Player	OVERALL														SPRING				FALL				Rds/Tm
	Rd	Strk	Avg.	SCIRP	S-AV	Lo	Hi	Rd	Strk	Avg.	SCIRP	Rd	Strk	Avg.	SCIRP	Win	T5	T10	T20	60	70	<P	
1994-95	1	92	92.0	+20	20.0	92	92	—	—	—	—	1	92	92.0	+20	0	0	1	1	0	0	0	1/1

GROOMS

## ANN GROOMS

• 5-9 • Westminster, Colo. • Ranum • 1995-96

Player	OVERALL														SPRING				FALL				Rds/Tm
	Rd	Strk	Avg.	SCIRP	S-AV	Lo	Hi	Rd	Strk	Avg.	SCIRP	Rd	Strk	Avg.	SCIRP	Win	T5	T10	T20	60	70	<P	
1994-95	21	1,830	87.1	+354	16.9	40	98	11	935	85.0	+179	10	895	89.5	+175	0	2	2	2	0	0	0	21/21
1995-96	6	526	87.7	+94	15.7	85	92	—	—	—	—	6	526	87.7	+94	0	0	0	0	0	0	0	3/3
<b>TOTALS</b>	<b>27</b>	<b>2,356</b>	<b>87.3</b>	<b>+448</b>	<b>16.6</b>	<b>40</b>	<b>98</b>	<b>11</b>	<b>935</b>	<b>85.0</b>	<b>+179</b>	<b>16</b>	<b>1,421</b>	<b>88.8</b>	<b>+269</b>	<b>0</b>	<b>2</b>	<b>2</b>	<b>2</b>	<b>0</b>	<b>0</b>	<b>0</b>	<b>24/24</b>

HALL

## ERIN HALL

• 5-5 • Colorado Springs, Colo. • Wasson • 1995

Player	OVERALL														SPRING				FALL				Rds/Tm
	Rd	Strk	Avg.	SCIRP	S-AV	Lo	Hi	Rd	Strk	Avg.	SCIRP	Rd	Strk	Avg.	SCIRP	Win	T5	T10	T20	60	70	<P	
1994-95	20	1,775	88.8	+371	18.6	45	102	11	963	87.6	+207	9	812	90.2	+164	0	0	0	1	0	0	0	18/20

# ALL-TIME PLAYER STATISTICS



HEFFER

## KELLY HEFFER

5-6 • Englewood, Colo. • Cherry Creek/Arizona • 1996-97

Player	OVERALL													SPRING					FALL				
	Rd	Strk	Avg.	SCIRP	S-AV	Lo	Hi	Rd	Strk	Avg.	SCIRP	Rd	Strk	Avg.	SCIRP	Win	T5	T10	T20	60	70	<P	Rds/Tm
1995-96	14	1,156	82.6	+151	10.8	74	92	14	1,156	82.6	+151	—	—	—	—	0	0	1	1	0	3	0	14/14
1996-97	29	2,310	79.7	+216	7.5	74	86	12	965	80.4	+98	17	1,345	79.2	+118	0	0	0	2	0	12	0	29/29
<b>TOTALS</b>	<b>43</b>	<b>3,466</b>	<b>80.6</b>	<b>+367</b>	<b>8.5</b>	<b>74</b>	<b>92</b>	<b>26</b>	<b>2,121</b>	<b>81.6</b>	<b>+249</b>	<b>17</b>	<b>1,345</b>	<b>79.1</b>	<b>+118</b>	<b>0</b>	<b>0</b>	<b>1</b>	<b>3</b>	<b>0</b>	<b>15</b>	<b>0</b>	<b>43/43</b>



HICKEL

## KIM HICKEL

5-11 • Englewood, Colo. • Cherry Creek • 1996

Player	OVERALL													SPRING					FALL				
	Rd	Strk	Avg.	SCIRP	S-AV	Lo	Hi	Rd	Strk	Avg.	SCIRP	Rd	Strk	Avg.	SCIRP	Win	T5	T10	T20	60	70	<P	Rds/Tm
1994-95	12	1,148	95.7	+284	23.7	90	103	2	188	94.0	+44	10	960	96.0	+240	0	0	0	1	0	0	0	5/12



HOCH

## HANNAH HOCH

5-8 • Turlock, Calif. • Turlock • 2004-07

Player	OVERALL													SPRING					FALL				
	Rd	Strk	Avg.	SCIRP	S-AV	Lo	Hi	Rd	Strk	Avg.	SCIRP	Rd	Strk	Avg.	SCIRP	Win	T5	T10	T20	60	70	<P	Rds/Tm
2003-04	32	2,461	76.9	+157	4.9	68	88	16	1,234	77.1	+82	16	1,227	76.7	+75	0	2	3	6	1	24	2	31/32
2004-05	31	2,318	74.8	+86	2.8	69	83	17	1,293	76.1	+69	14	1,025	73.2	+17	2	3	6	9	2	28	4	31/31
2005-06	32	2,474	77.3	+170	5.3	73	83	17	1,303	76.7	+79	15	1,171	78.1	+91	0	0	0	2	0	24	0	31/32
2006-07	25	1,933	77.3	+133	5.3	71	84	13	1,014	78.0	+78	12	919	76.6	+55	0	0	2	3	0	17	1	17/22
<b>TOTALS</b>	<b>120</b>	<b>9,186</b>	<b>76.6</b>	<b>+546</b>	<b>4.6</b>	<b>68</b>	<b>88</b>	<b>63</b>	<b>4,844</b>	<b>76.9</b>	<b>+308</b>	<b>57</b>	<b>4,342</b>	<b>76.2</b>	<b>+238</b>	<b>2</b>	<b>5</b>	<b>11</b>	<b>20</b>	<b>3</b>	<b>93</b>	<b>7</b>	<b>110/117</b>



ISHAM

## LINDSEY ISHAM

5-8 • Boulder, Colo. • Boulder • 1998-2001

Player	OVERALL													SPRING					FALL				
	Rd	Strk	Avg.	SCIRP	S-AV	Lo	Hi	Rd	Strk	Avg.	SCIRP	Rd	Strk	Avg.	SCIRP	Win	T5	T10	T20	60	70	<P	Rds/Tm
1997-98	Did Not Compete																						
1998-99	Did Not Compete																						
1999-2000	Did Not Compete																						
2000-01	Did Not Compete																						



JAKOBSSON

## GABRIELLA JAKOBSSON

5-8 • Stockholm, Sweden • Sodra Latin • 1998-99

Player	OVERALL													SPRING					FALL				
	Rd	Strk	Avg.	SCIRP	S-AV	Lo	Hi	Rd	Strk	Avg.	SCIRP	Rd	Strk	Avg.	SCIRP	Win	T5	T10	T20	60	70	<P	Rds/Tm
1997-98	Did Not Compete																						
1998-99	3	258	86.0	+42	14.0	82	90	—	—	—	—	3	258	86.0	+42	0	0	0	0	0	0	0	0/0



KARI

## MEAGHAN KARI

5-7 • Windsor, Calif. • Windsor/Santa Clara • 2010-11

Player	OVERALL													SPRING					FALL				
	Rd	Strk	Avg.	SCIRP	S-AV	Lo	Hi	Rd	Strk	Avg.	SCIRP	Rd	Strk	Avg.	SCIRP	Win	T5	T10	T20	60	70	<P	Rds/Tm
2009-10	14	1,115	79.64	+104	7.4	74	83	6	481	80.17	+49	8	634	79.25	+55	0	0	0	0	0	7	0	11/14
2010-11	11	882	80.18	+96	8.7	73	84	3	246	82.00	+36	8	636	79.50	+60	0	0	0	0	0	3	0	0/0
<b>TOTALS</b>	<b>25</b>	<b>1,997</b>	<b>79.88</b>	<b>+200</b>	<b>8.0</b>	<b>73</b>	<b>84</b>	<b>9</b>	<b>727</b>	<b>80.78</b>	<b>+85</b>	<b>16</b>	<b>1,270</b>	<b>79.38</b>	<b>+115</b>	<b>0</b>	<b>0</b>	<b>0</b>	<b>0</b>	<b>0</b>	<b>10</b>	<b>0</b>	<b>11/14</b>



KERR

## ERIN KERR

5-7 • Phoenix, Ariz. • Xavier Prep/California • 2001-03

Player	OVERALL													SPRING					FALL				
	Rd	Strk	Avg.	SCIRP	S-AV	Lo	Hi	Rd	Strk	Avg.	SCIRP	Rd	Strk	Avg.	SCIRP	Win	T5	T10	T20	60	70	<P	Rds/Tm
2000-01	29	2,244	77.4	+156	5.4	69	87	15	1,167	77.8	+87	14	1,077	76.9	+69	0	2	2	6	1	22	1	29/29
2001-02	29	2,208	76.1	+120	4.1	70	85	16	1,211	75.7	+59	13	997	76.7	+61	0	2	3	8	0	22	4	28/29
2002-03	31	2,350	75.8	+121	3.9	71	85	15	1,149	76.6	+72	16	1,201	75.1	+49	0	4	5	7	0	25	4	29/31
<b>TOTALS</b>	<b>89</b>	<b>6,802</b>	<b>76.4</b>	<b>+397</b>	<b>4.5</b>	<b>69</b>	<b>87</b>	<b>46</b>	<b>3,527</b>	<b>76.7</b>	<b>+218</b>	<b>43</b>	<b>3,275</b>	<b>76.2</b>	<b>+179</b>	<b>0</b>	<b>8</b>	<b>10</b>	<b>21</b>	<b>1</b>	<b>69</b>	<b>9</b>	<b>86/89</b>



C.KIM

## CHRISTINE KIM

5-3 • Paho, Hawai'i • Waikeka • 2007-10

Player	OVERALL													SPRING					FALL				
	Rd	Strk	Avg.	SCIRP	S-AV	Lo	Hi	Rd	Strk	Avg.	SCIRP	Rd	Strk	Avg.	SCIRP	Win	T5	T10	T20	60	70	<P	Rds/Tm
2006-07	22	1,725	78.4	+141	6.4	71	90	10	783	78.3	+63	12	942	78.5	+78	0	0	0	0	0	16	1	14/16
2007-08	20	1,566	78.3	+134	6.7	72	87	20	1,566	78.3	+134	—	—	—	—	0	0	1	1	0	12	0	16/20
2008-09	27	2,141	79.3	+188	7.0	72	90	18	1,428	79.4	+130	9	712	79.1	+58	0	0	0	1	0	16	0	20/27
2009-10	32	2,440	76.3	+136	4.3	70	82	18	1,377	76.5	+84	14	1,063	75.9	+52	0	0	0	0	0	28	2	30/32
<b>TOTALS</b>	<b>101</b>	<b>7,872</b>	<b>77.9</b>	<b>+599</b>	<b>5.9</b>	<b>70</b>	<b>90</b>	<b>66</b>	<b>5,155</b>	<b>78.1</b>	<b>+411</b>	<b>35</b>	<b>2,717</b>	<b>77.6</b>	<b>+188</b>	<b>0</b>	<b>0</b>	<b>1</b>	<b>2</b>	<b>0</b>	<b>72</b>	<b>3</b>	<b>80/95</b>



J.KIM

## JULIE KIM

5-4 • Port Coquitlam, British Columbia, Canada • British Columbia Christian Academy • 2007-10

Player	OVERALL													SPRING					FALL				
	Rd	Strk	Avg.	SCIRP	S-AV	Lo	Hi	Rd	Strk	Avg.	SCIRP	Rd	Strk	Avg.	SCIRP	Win	T5	T10	T20	60	70	<P	Rds/Tm
2006-07	28	2,134	76.2	+118	4.2	67	88	16	1,225	76.6	+73	12	909	75.8	+45	0	1	2	4	2	19	3	25/28
2007-08	21	1,600	76.2	+91	4.3	69	83	6	462	77.0	+36	15	1,138	75.9	+55	0	0	1	4	1	17	2	20/21
2008-09	25	1,918	76.7	+112	4.5	71	84	16	1,235	77.2	+80	9	683	75.9	+32	0	0	0	1	0	19	1	21/25
2009-10	18	1,394	77.4	+98	5.4	72	82	6	473	78.8	+44	12	921	76.8	+54	0	0	0	0	0	14	0	13/15
<b>TOTALS</b>	<b>92</b>	<b>7,046</b>	<b>76.6</b>	<b>+419</b>	<b>4.6</b>	<b>67</b>	<b>88</b>	<b>44</b>	<b>3,395</b>	<b>77.2</b>	<b>+233</b>	<b>48</b>	<b>3,651</b>	<b>76.1</b>	<b>+186</b>	<b>0</b>	<b>1</b>	<b>3</b>	<b>9</b>	<b>3</b>	<b>69</b>	<b>6</b>	<b>79/89</b>



KO

## CIERRA KO

5-3 • Colorado Springs, Colo. • Harrison • 2006-09

Player	OVERALL													SPRING					FALL				
	Rd	Strk	Avg.	SCIRP	S-AV	Lo	Hi	Rd	Strk	Avg.	SCIRP	Rd	Strk	Avg.	SCIRP	Win	T5	T10	T20	60	70	<P	Rds/Tm
2005-06	6	487	81.2	+55	9.2	79	85	—	—	—	—	6	487	81.2	+55	0	0	0	0	0	1	0	1/6
2006-07	3	241	80.3	+25	8.3	78	85	—	—	—	—	3	241	80.3	+25	0	0	0	0	0	2	0	0/0
2007-08	29	2,400	82.8	+311	10.7	75	92	14	1,156	82.6	+150	15	1,244	82.9	+161	0	0	0	0	0	6	0	13/29
2008-09	6	491	81.8	+59	9.8	77	86	3	241	80.3	+25	3	250	83.3	+34	0	0	0	0	0	2	0	0/0
<b>TOTALS</b>	<b>44</b>	<b>3,619</b>	<b>82.3</b>	<b>+450</b>	<b>10.2</b>	<b>75</b>	<b>92</b>	<b>17</b>	<b>1,397</b>	<b>82.2</b>	<b>+175</b>	<b>27</b>	<b>2,222</b>	<b>82.3</b>	<b>+275</b>	<b>0</b>	<b>0</b>	<b>0</b>	<b>0</b>	<b>0</b>	<b>11</b>	<b>0</b>	<b>14/35</b>

# ALL-TIME PLAYER STATISTICS



## LINDSAY KOTH • 5-6 • Middleton, Wis. • Edgewood • 2004-07

Player	OVERALL													SPRING					FALL					
	Rd	Strk	Avg.	SCIRP	S-AV	Lo	Hi	Rd	Strk	Avg.	SCIRP	Rd	Strk	Avg.	SCIRP	Win	T5	T10	T20	60	70	<P	Rds/Tm	
2003-04	4	337	84.3	+49	12.3	83	86	2	169	84.5	+25	2	168	84.0	+24	0	0	0	0	0	0	0	0	1/2
2004-05	5	400	80.0	+40	8.0	76	83	3	240	80.0	+24	2	160	80.0	+16	0	0	0	0	0	2	0	0	0/0
2005-06	26	2,072	79.7	+200	7.7	73	88	17	1,337	78.7	+113	9	735	81.7	+87	0	0	0	0	0	15	0	0	14/22
2006-07	12	940	78.3	+76	6.3	72	82	3	232	77.3	+16	9	708	78.7	+60	0	0	0	0	0	7	0	0	6/6
<b>TOTALS</b>	<b>47</b>	<b>3,749</b>	<b>79.8</b>	<b>+365</b>	<b>7.8</b>	<b>72</b>	<b>88</b>	<b>25</b>	<b>1,978</b>	<b>79.1</b>	<b>+178</b>	<b>22</b>	<b>1,771</b>	<b>80.5</b>	<b>+187</b>	<b>0</b>	<b>0</b>	<b>0</b>	<b>0</b>	<b>0</b>	<b>24</b>	<b>0</b>	<b>0</b>	<b>21/30</b>

KOTH



## LINDASUE LINTON • 5-6 • Northglenn, Colo. • Skyline • 1995-98

Player	OVERALL													SPRING					FALL					
	Rd	Strk	Avg.	SCIRP	S-AV	Lo	Hi	Rd	Strk	Avg.	SCIRP	Rd	Strk	Avg.	SCIRP	Win	T5	T10	T20	60	70	<P	Rds/Tm	
1994-95	12	1,077	89.8	+249	20.8	46	103	11	981	89.2	+225	1	96	96.0	+24	0	0	0	2	0	0	0	0	7/12
1995-96	26	2,242	86.2	+373	14.4	79	109	12	1,040	86.7	+179	14	1,202	85.9	+194	0	0	0	0	0	1	0	0	19/26
1996-97	29	2,473	85.3	+379	13.1	79	93	12	1,021	85.1	+154	17	1,452	85.4	+225	0	0	0	0	0	3	0	0	23/29
1997-98	14	1,184	84.6	+178	12.1	77	90	8	686	85.8	+112	6	498	83.0	+66	0	0	0	0	0	2	0	0	9/14
<b>TOTALS</b>	<b>81</b>	<b>6,976</b>	<b>86.1</b>	<b>+1,179</b>	<b>14.6</b>	<b>46</b>	<b>109</b>	<b>43</b>	<b>3,728</b>	<b>86.7</b>	<b>+670</b>	<b>38</b>	<b>3,248</b>	<b>85.5</b>	<b>+509</b>	<b>0</b>	<b>0</b>	<b>0</b>	<b>0</b>	<b>0</b>	<b>6</b>	<b>0</b>	<b>0</b>	<b>58/81</b>

LINTON



## JESSIE MALCOLM • 5-6 • Scottsdale, Ariz. • Chaparral • 2003-06

Player	OVERALL													SPRING					FALL					
	Rd	Strk	Avg.	SCIRP	S-AV	Lo	Hi	Rd	Strk	Avg.	SCIRP	Rd	Strk	Avg.	SCIRP	Win	T5	T10	T20	60	70	<P	Rds/Tm	
2002-03	4	327	81.8	+39	9.8	79	85	—	—	—	—	4	327	81.8	+39	0	0	0	0	0	1	0	0	1/2
2003-04	21	1,744	83.1	+232	11.1	71	92	11	928	84.4	+136	10	816	81.6	+96	0	0	0	0	0	4	1	0	11/17
2004-05	28	2,242	80.1	+229	8.2	71	91	17	1,354	79.7	+133	11	888	80.7	+96	0	0	0	0	0	10	0	0	16/28
2005-06	12	949	79.1	+85	7.1	75	82	—	—	—	—	12	949	79.1	+85	0	0	0	0	0	7	0	0	8/9
<b>TOTALS</b>	<b>65</b>	<b>5,262</b>	<b>81.0</b>	<b>+585</b>	<b>9.0</b>	<b>71</b>	<b>92</b>	<b>28</b>	<b>2,282</b>	<b>81.5</b>	<b>+269</b>	<b>37</b>	<b>2,980</b>	<b>80.5</b>	<b>+316</b>	<b>0</b>	<b>0</b>	<b>0</b>	<b>0</b>	<b>0</b>	<b>22</b>	<b>1</b>	<b>0</b>	<b>36/56</b>

MALCOLM



## LYNN ANN MORETTO • 5-2 • Englewood, Colo. • Cherry Creek/Mississippi • 2000-03

Player	OVERALL													SPRING					FALL					
	Rd	Strk	Avg.	SCIRP	S-AV	Lo	Hi	Rd	Strk	Avg.	SCIRP	Rd	Strk	Avg.	SCIRP	Win	T5	T10	T20	60	70	<P	Rds/Tm	
1999-2000	25	2,015	80.6	+215	8.6	74	91	14	1,145	81.8	+137	11	870	79.1	+78	0	0	0	2	0	11	0	0	21/25
2000-01	Medical Hardship																							
2001-02	21	1,711	81.5	+199	9.5	69	93	8	679	84.9	+103	13	1,032	79.4	+96	0	0	0	1	1	7	1	0	13/19
2002-03	11	884	80.4	+92	8.4	77	86	—	—	—	—	11	884	80.4	+92	0	0	0	1	0	7	0	0	7/11
<b>TOTALS</b>	<b>57</b>	<b>4,610</b>	<b>80.9</b>	<b>+506</b>	<b>8.9</b>	<b>69</b>	<b>93</b>	<b>22</b>	<b>1,824</b>	<b>82.9</b>	<b>+240</b>	<b>35</b>	<b>2,786</b>	<b>79.6</b>	<b>+266</b>	<b>0</b>	<b>0</b>	<b>0</b>	<b>4</b>	<b>1</b>	<b>25</b>	<b>1</b>	<b>0</b>	<b>41/55</b>

MORETTO



## KYLEE MOULLET • 5-7 • Bozeman, Mont. • Bozeman • 1995-98

Player	OVERALL													SPRING					FALL					
	Rd	Strk	Avg.	SCIRP	S-AV	Lo	Hi	Rd	Strk	Avg.	SCIRP	Rd	Strk	Avg.	SCIRP	Win	T5	T10	T20	60	70	<P	Rds/Tm	
1994-95	18	1,604	89.1	+344	19.1	45	104	11	942	85.6	+186	7	662	94.6	+158	0	0	1	2	0	1	0	0	14/18
1995-96	25	2,149	86.0	+352	14.1	79	97	11	963	87.6	+174	14	1,186	84.7	+178	0	0	0	1	0	1	0	0	17/25
1996-97	21	1,810	86.2	+298	14.2	79	96	12	1,014	84.5	+147	9	796	88.4	+151	0	0	0	0	0	1	0	0	14/21
1997-98	14	1,224	87.4	+219	15.6	79	98	5	449	89.8	+89	9	775	86.1	+130	0	0	0	0	0	1	0	0	8/14
<b>TOTALS</b>	<b>78</b>	<b>6,787</b>	<b>87.0</b>	<b>+1,213</b>	<b>15.6</b>	<b>45</b>	<b>104</b>	<b>39</b>	<b>3,368</b>	<b>86.4</b>	<b>+596</b>	<b>39</b>	<b>3,419</b>	<b>87.7</b>	<b>+617</b>	<b>0</b>	<b>0</b>	<b>1</b>	<b>3</b>	<b>0</b>	<b>4</b>	<b>0</b>	<b>0</b>	<b>53/78</b>

MOULLET



## KATY NOLAN • 5-2 • Saline, Mich. • Saline • 1998-2001

Player	OVERALL													SPRING					FALL					
	Rd	Strk	Avg.	SCIRP	S-AV	Lo	Hi	Rd	Strk	Avg.	SCIRP	Rd	Strk	Avg.	SCIRP	Win	T5	T10	T20	60	70	<P	Rds/Tm	
1997-98	5	431	86.2	+71	14.2	81	90	2	175	87.5	+31	3	256	85.3	+40	0	0	0	0	0	0	0	0	2/5
1998-99	9	733	81.4	+85	9.4	77	88	3	250	83.3	+34	6	483	80.5	+51	0	0	0	0	0	3	0	0	5/9
1999-2000	31	2,527	81.5	+295	9.5	72	89	17	1,387	81.6	+163	14	1,140	81.4	+132	0	0	0	1	0	12	0	0	19/28
2000-01	17	1,339	78.8	+115	6.8	73	84	15	1,188	79.2	+108	2	151	75.5	+7	0	0	1	2	0	13	0	0	15/17
<b>TOTALS</b>	<b>62</b>	<b>5,030</b>	<b>81.1</b>	<b>+566</b>	<b>9.1</b>	<b>72</b>	<b>90</b>	<b>37</b>	<b>3,000</b>	<b>81.1</b>	<b>+336</b>	<b>25</b>	<b>2,030</b>	<b>81.2</b>	<b>+230</b>	<b>0</b>	<b>0</b>	<b>1</b>	<b>3</b>	<b>0</b>	<b>28</b>	<b>0</b>	<b>0</b>	<b>41/61</b>

NOON



## ABBY NOON • 5-3 • Fort Collins, Colo. • Arcata • 1999-2000

Player	OVERALL													SPRING					FALL					
	Rd	Strk	Avg.	SCIRP	S-AV	Lo	Hi	Rd	Strk	Avg.	SCIRP	Rd	Strk	Avg.	SCIRP	Win	T5	T10	T20	60	70	<P	Rds/Tm	
1998-99	16	1,327	82.9	+175	10.9	75	93	10	811	81.1	+91	6	516	86.0	+84	0	0	0	0	0	5	0	0	9/13
1999-2000	5	418	83.6	+58	11.6	75	89	3	259	86.3	+43	2	159	79.5	+15	0	0	0	0	0	1	0	0	2/3
<b>TOTALS</b>	<b>21</b>	<b>1,745</b>	<b>83.1</b>	<b>+233</b>	<b>11.1</b>	<b>75</b>	<b>93</b>	<b>13</b>	<b>1,070</b>	<b>82.3</b>	<b>+134</b>	<b>8</b>	<b>675</b>	<b>84.4</b>	<b>+99</b>	<b>0</b>	<b>0</b>	<b>0</b>	<b>0</b>	<b>0</b>	<b>6</b>	<b>0</b>	<b>0</b>	<b>11/16</b>



C.PERSONGULDA

## ANDREA PARKHILL • 5-7 • Carson City, Nev. • Carson City • 1995

Player	OVERALL													SPRING					FALL					
	Rd	Strk	Avg.	SCIRP	S-AV	Lo	Hi	Rd	Strk	Avg.	SCIRP	Rd	Strk	Avg.	SCIRP	Win	T5	T10	T20	60	70	<P	Rds/Tm	
1994-95	1	102	102.0	+30	30.0	102	102	—	—	—	—	1	102	102.0	+30	0	0	0	1	0	0	0	0	0/1

M.PERSSON GULDA

## CHARLOTTE PERSSON-GULDA • 5-3 • Halmstad, Sweden • Kattegatt • 2005-06

Player	OVERALL													SPRING					FALL					
	Rd	Strk	Avg.	SCIRP	S-AV	Lo	Hi	Rd	Strk	Avg.	SCIRP	Rd	Strk	Avg.	SCIRP	Win	T5	T10	T20	60	70	<P	Rds/Tm	
2004-05	8	685	85.6	+109	13.6	79	97	—	—	—	—	8	685	85.6	+109	0	0	0	0	0	1	0	0	0/3
2005-06	5	421	84.2	+61	12.2	81	78	2	166	83.0	+22	3	255	85.0	+39	0	0	0	0	0	0	0	0	1/2
<b>TOTALS</b>	<b>13</b>	<b>1,106</b>	<b>85.1</b>																					

# ALL-TIME PLAYER STATISTICS



PRITCHARD

## JO PRITCHARD

5-6 • Newport, South Wales, Australia • St. Joseph's • 2001-02

Player	OVERALL												SPRING						FALL					
	Rd	Strk	Avg.	SCIRP	S-AV	Lo	Hi	Rd	Strk	Avg.	SCIRP	Rd	Strk	Avg.	SCIRP	Win	T5	T10	T20	60	70	<P	Rds/Tm	
2000-01	23	1,851	80.5	+195	8.5	74	92	9	741	82.3	+93	14	1,110	79.3	+102	0	0	0	1	0	12	0	18/23	
2001-02	10	779	77.9	+59	5.9	74	82	3	227	75.7	+11	7	552	78.9	+48	0	0	1	2	0	8	0	7/8	
<b>TOTALS</b>	<b>33</b>	<b>2,630</b>	<b>79.7</b>	<b>+254</b>	<b>7.7</b>	<b>74</b>	<b>92</b>	<b>12</b>	<b>968</b>	<b>80.7</b>	<b>+104</b>	<b>21</b>	<b>1,662</b>	<b>79.1</b>	<b>+150</b>	<b>0</b>	<b>0</b>	<b>1</b>	<b>3</b>	<b>0</b>	<b>20</b>	<b>0</b>	<b>25/31</b>	



PYTLEWSKI

## DOMINIQUE PYTLEWSKI

5-6 • Vancouver, British Columbia, Canada • St. Thomas Aquinas • 2007-10

Player	OVERALL												SPRING						FALL					
	Rd	Strk	Avg.	SCIRP	S-AV	Lo	Hi	Rd	Strk	Avg.	SCIRP	Rd	Strk	Avg.	SCIRP	Win	T5	T10	T20	60	70	<P	Rds/Tm	
2006-07	31	2,410	77.7	+178	5.7	72	86	16	1,246	77.9	+94	15	1,164	77.6	+84	0	0	1	1	0	24	0	23/31	
2007-08	35	2,674	76.4	+159	4.5	70	90	20	1,562	78.1	+130	15	1,112	74.1	+29	1	3	5	5	0	28	5	32/35	
2008-09	33	2,541	77.0	+156	4.7	68	89	18	1,405	78.1	+106	15	1,136	75.7	+50	0	0	1	1	2	22	7	27/33	
2009-10	29	2,277	78.5	+189	6.5	71	89	15	1,204	80.3	+127	14	1,073	76.64	+62	0	0	0	1	0	17	1	19/29	
<b>TOTALS</b>	<b>128</b>	<b>9,902</b>	<b>77.4</b>	<b>+682</b>	<b>5.3</b>	<b>68</b>	<b>90</b>	<b>69</b>	<b>5,415</b>	<b>78.5</b>	<b>+457</b>	<b>59</b>	<b>4,485</b>	<b>76.0</b>	<b>+225</b>	<b>1</b>	<b>0</b>	<b>7</b>	<b>8</b>	<b>2</b>	<b>91</b>	<b>13</b>	<b>101/128</b>	



RELLA

## ALLISON RELLA

5-7 • Cranbrook, British Columbia, Canada • Mount Baker Secondary • 2002-05

Player	OVERALL												SPRING						FALL					
	Rd	Strk	Avg.	SCIRP	S-AV	Lo	Hi	Rd	Strk	Avg.	SCIRP	Rd	Strk	Avg.	SCIRP	Win	T5	T10	T20	60	70	<P	Rds/Tm	
2001-02	26	2,063	79.4	+191	7.4	72	88	13	1,035	79.6	+99	13	1,028	79.1	+92	0	0	1	1	0	14	0	22/26	
2002-03	30	2,336	77.9	+179	6.0	72	87	15	1,182	78.8	+105	15	1,154	76.9	+74	0	1	1	4	0	22	0	27/30	
2003-04	29	2,302	79.4	+214	7.4	71	93	13	1,047	80.5	+111	16	1,255	78.4	+103	0	1	1	4	0	16	1	23/27	
2004-05	28	2,144	76.6	+125	4.5	70	82	14	1,083	77.4	+72	14	1,061	75.8	+53	0	2	2	6	0	21	1	28/28	
<b>TOTALS</b>	<b>113</b>	<b>8,845</b>	<b>78.3</b>	<b>+709</b>	<b>6.3</b>	<b>70</b>	<b>93</b>	<b>55</b>	<b>4,347</b>	<b>79.0</b>	<b>+387</b>	<b>58</b>	<b>4,498</b>	<b>77.6</b>	<b>+322</b>	<b>0</b>	<b>4</b>	<b>5</b>	<b>15</b>	<b>0</b>	<b>73</b>	<b>2</b>	<b>100/114</b>	



RODRIGUEZ

## REGINA RODRIGUEZ

5-5 • Fort Morgan, Colo. • Fort Morgan • 2004-05

Player	OVERALL												SPRING						FALL					
	Rd	Strk	Avg.	SCIRP	S-AV	Lo	Hi	Rd	Strk	Avg.	SCIRP	Rd	Strk	Avg.	SCIRP	Win	T5	T10	T20	60	70	<P	Rds/Tm	
2001-02	18	1,453	80.7	+157	8.7	72	87	8	659	82.4	+83	10	794	79.4	+74	0	0	0	0	0	7	0	7/13	
2002-03	5	410	82.0	+50	10.0	75	87	—	—	—	—	5	410	82.0	+50	0	0	0	0	0	1	0	1/2	
<b>TOTALS</b>	<b>23</b>	<b>1,863</b>	<b>81.0</b>	<b>+207</b>	<b>9.0</b>	<b>72</b>	<b>87</b>	<b>8</b>	<b>659</b>	<b>82.4</b>	<b>+83</b>	<b>15</b>	<b>1,204</b>	<b>80.3</b>	<b>+124</b>	<b>0</b>	<b>0</b>	<b>0</b>	<b>0</b>	<b>0</b>	<b>8</b>	<b>0</b>	<b>8/15</b>	



RUYBALID

## SARAH RUYBALID

5-6 • 2006

Player	OVERALL												SPRING						FALL					
	Rd	Strk	Avg.	SCIRP	S-AV	Lo	Hi	Rd	Strk	Avg.	SCIRP	Rd	Strk	Avg.	SCIRP	Win	T5	T10	T20	60	70	<P	Rds/Tm	
2005-06	3	248	82.7	+32	10.7	81	85	—	—	—	—	3	248	82.7	+32	0	0	0	0	0	0	0	0/3	



SENGER

## LINDSAY SENGER

5-8 • Louisville, Colo. • Monarch • 2004-08

Player	OVERALL												SPRING						FALL					
	Rd	Strk	Avg.	SCIRP	S-AV	Lo	Hi	Rd	Strk	Avg.	SCIRP	Rd	Strk	Avg.	SCIRP	Win	T5	T10	T20	60	70	<P	Rds/Tm	
2004-05	19	1,566	82.4	+195	10.3	75	93	8	687	85.9	+108	11	879	79.9	+87	0	0	0	0	0	7	0	9/15	
2005-06	26	2,082	80.1	+210	8.1	74	85	17	1,354	79.7	+130	9	728	80.9	+80	0	0	0	0	0	14	0	17/26	
2006-07	29	2,227	76.8	+139	4.8	70	83	14	1,069	76.4	+61	15	1,158	77.2	+78	0	1	2	3	0	21	2	22/27	
2007-08	35	2,708	77.4	+193	5.5	71	87	20	1,564	78.2	+132	15	1,144	76.3	+61	0	0	1	2	0	26	1	34/35	
<b>TOTALS</b>	<b>109</b>	<b>8,583</b>	<b>78.7</b>	<b>+737</b>	<b>6.8</b>	<b>70</b>	<b>93</b>	<b>59</b>	<b>4,674</b>	<b>79.2</b>	<b>+431</b>	<b>50</b>	<b>3,909</b>	<b>78.2</b>	<b>+306</b>	<b>0</b>	<b>1</b>	<b>3</b>	<b>5</b>	<b>0</b>	<b>68</b>	<b>3</b>	<b>82/103</b>	



SENNETT

## NICOLE SENNETT

5-7 • Harvey's Lake, Pa. • Bishop O'Reilly • 1995

Player	OVERALL												SPRING						FALL					
	Rd	Strk	Avg.	SCIRP	S-AV	Lo	Hi	Rd	Strk	Avg.	SCIRP	Rd	Strk	Avg.	SCIRP	Win	T5	T10	T20	60	70	<P	Rds/Tm	
1994-95	25	2,129	85.2	+332	13.3	76	91	11	950	86.4	+161	14	1,179	84.2	+171	0	0	0	0	0	2	0	23/25	



SIMICH

## STEPHANIE SIMICH

6-0 • Mississauga, Ontario, Canada • Clarkson Secondary • 2008-10

Player	OVERALL												SPRING						FALL					
	Rd	Strk	Avg.	SCIRP	S-AV	Lo	Hi	Rd	Strk	Avg.	SCIRP	Rd	Strk	Avg.	SCIRP	Win	T5	T10	T20	60	70	<P	Rds/Tm	
2007-08	35	2,736	78.2	+221	6.3	69	89	20	1,561	78.1	+129	15	1,175	78.3	+92	0	0	0	2	1	21	2	30/35	
2008-09	30	2,340	78.0	+174	5.8	71	89	18	1,414	75.6	+115	12	926	77.2	+59	0	0	1	2	0	21	1	24/30	
2009-10	17	1,340	78.8	+116	6.8	73	88	9	702	78.0	+54	8	638	79.8	+62	0	0	0	0	0	10	0	11/14	
<b>TOTALS</b>	<b>83</b>	<b>6,416</b>	<b>78.2</b>	<b>+511</b>	<b>6.2</b>	<b>69</b>	<b>89</b>	<b>47</b>	<b>3,677</b>	<b>78.2</b>	<b>+298</b>	<b>35</b>	<b>2,739</b>	<b>78.3</b>	<b>+213</b>	<b>0</b>	<b>0</b>	<b>1</b>	<b>4</b>	<b>1</b>	<b>52</b>	<b>3</b>	<b>65/80</b>	



SNOWGREN

## KATRINA SNOWGREN

5-7 • Kingwood, Texas • Kingwood • 1997

Player	OVERALL												SPRING						FALL					
	Rd	Strk	Avg.	SCIRP	S-AV	Lo	Hi	Rd	Strk	Avg.	SCIRP	Rd	Strk	Avg.	SCIRP	Win	T5	T10	T20	60	70	<P	Rds/Tm	
1996-97	21	1,806	86.0	+285	13.6	80	96	9	780	86.7	+129	12	1,026	85.5	+156	0	0	0	0	0	0	0	16/21	



STETSER

## JOEY STETSER

5-9 • Phoenix, Ariz. • Shadow Mountain • 2002-04

Player	OVERALL												SPRING						FALL					
	Rd	Strk	Avg.	SCIRP	S-AV	Lo	Hi	Rd	Strk	Avg.	SCIRP	Rd	Strk	Avg.	SCIRP	Win	T5	T10	T20	60	70	<P	Rds/Tm	
2001-02	24	1,993	83.0	+265	11.0	77	93	14	1,169	83.5	+161	10	824	82.4	+104	0	0	0	0	0	6	0	8/17	
2002-03	25	2,023	80.9	+226	9.0	75	88	15	1,235	82.3	+158	10	788	78.8	+68	0	0	0	1	0	10	0	17/25	
2003-04	10	803	80.3	+83	8.3	75	84	—	—	—	—	10	803	80.3	+83	0	0	0	0	0	5	0	6/10	
<b>TOTALS</b>	<b>59</b>	<b>4,819</b>	<b>81.7</b>	<b>+574</b>	<b>9.7</b>	<b>75</b>	<b>93</b>	<b>29</b>	<b>2,404</b>	<b>82.9</b>	<b>+319</b>	<b>30</b>	<b>2,415</b>	<b>80.5</b>	<b>+255</b>	<b>0</b>	<b>0</b>	<b>0</b>	<b>1</b>	<b>0</b>	<b>21</b>	<b>0</b>	<b>31/52</b>	



TALLEY

## EMILY TALLEY

5-9 • Napa, Calif. • R.L. Stevenson • 2009-11

Player	OVERALL												SPRING						FALL					
	Rd	Strk	Avg.	SCIRP	S-AV	Lo	Hi	Rd	Strk	Avg.	SCIRP	Rd	Strk	Avg.	SCIRP	Win	T5	T10	T20	60	70	<P	Rds/Tm	
2008-09	33	2,489	75.4	+104	3.2	70	83	18	1,379	76.6	+80	15	1,110	74.0	+24	0	0	4	6	0	30	4	32/33	
2009-10	32	2,398	74.9	+94	2.9	69	84	18	1,355	75.3	+62	14	1,043	74.5	+32	0	2	4	7	1	28	5	31/32	
2010-11	35	2,580	73.7	+65	1.9	67	81	20	1,490	74.5	+58	15	1,090	72.7	+7	0	3							

# ALL-TIME PLAYER STATISTICS



THE

## TESSA THE • 5-6 • Los Altos, Calif. • Los Altos • 2011

Player	OVERALL													SPRING					FALL				
	Rd	Strk	Avg.	SCIRP	S-AV	Lo	Hi	Rd	Strk	Avg.	SCIRP	Rd	Strk	Avg.	SCIRP	Win	T5	T10	T20	60	70	<P	Rds/Tm
2010-11	17	1,349	79.4	+124	7.3	72	89	8	651	81.4	+77	9	698	77.6	+47	0	0	0	1	0	11	0	2/6



THOMAS

## MICHELLE THOMAS • 5-6 • Littleton, Colo. • Heritage • 1996-99

Player	OVERALL													SPRING					FALL				
	Rd	Strk	Avg.	SCIRP	S-AV	Lo	Hi	Rd	Strk	Avg.	SCIRP	Rd	Strk	Avg.	SCIRP	Win	T5	T10	T20	60	70	<P	Rds/Tm
1995-96	24	2,000	83.3	+275	11.5	76	90	12	1,013	84.2	+152	12	987	82.3	+123	0	0	0	1	0	4	0	22/24
1996-97	29	2,390	82.4	+296	10.2	76	92	12	1,008	84.0	+141	17	1,382	81.3	+155	0	0	0	1	0	7	0	28/29
1997-98	30	2,430	81.0	+275	9.2	75	87	15	1,217	81.1	+139	15	1,213	80.9	+136	0	1	1	1	0	10	0	27/30
1998-99	27	2,163	80.1	+219	8.1	69	92	12	1,000	83.3	+136	15	1,163	77.5	+83	0	2	2	3	1	11	2	20/27
<b>TOTALS</b>	<b>110</b>	<b>8,983</b>	<b>81.7</b>	<b>+1,065</b>	<b>9.7</b>	<b>69</b>	<b>92</b>	<b>51</b>	<b>4,238</b>	<b>83.1</b>	<b>+568</b>	<b>59</b>	<b>4,745</b>	<b>80.4</b>	<b>+497</b>	<b>0</b>	<b>3</b>	<b>3</b>	<b>6</b>	<b>1</b>	<b>32</b>	<b>2</b>	<b>97/112</b>



VAN WYK

## BROOKE VAN WYK • 6-0 • Littleton, Colo. • Heritage • 1998-2001

Player	OVERALL													SPRING					FALL				
	Rd	Strk	Avg.	SCIRP	S-AV	Lo	Hi	Rd	Strk	Avg.	SCIRP	Rd	Strk	Avg.	SCIRP	Win	T5	T10	T20	60	70	<P	Rds/Tm
1997-98	21	1,755	83.6	+248	11.8	73	94	12	1,007	83.9	+145	9	748	83.1	+103	0	0	0	0	0	3	0	16/21
1998-99	8	667	83.4	+91	11.4	77	90	5	414	82.8	+54	3	253	84.3	+37	0	0	0	0	0	0	0	4/5
1999-2000	25	2,068	82.7	+268	10.7	74	90	14	1,160	82.9	+152	11	908	82.6	+116	0	0	0	0	0	6	0	13/23
2000-01	10	822	82.2	+102	10.2	69	90	8	647	80.9	+71	2	175	87.5	+31	0	0	0	1	1	0	1	0/3
<b>TOTALS</b>	<b>64</b>	<b>5,312</b>	<b>83.0</b>	<b>+709</b>	<b>11.1</b>	<b>69</b>	<b>94</b>	<b>39</b>	<b>3,228</b>	<b>82.8</b>	<b>+422</b>	<b>25</b>	<b>2,084</b>	<b>83.4</b>	<b>+287</b>	<b>0</b>	<b>0</b>	<b>0</b>	<b>1</b>	<b>1</b>	<b>9</b>	<b>1</b>	<b>33/49</b>



WALLACE

## JESSICA WALLACE • 5-4 • Langley, British Columbia, Canada • Walnut Grove/Pepperdine • 2011

Player	OVERALL													SPRING					FALL				
	Rd	Strk	Avg.	SCIRP	S-AV	Lo	Hi	Rd	Strk	Avg.	SCIRP	Rd	Strk	Avg.	SCIRP	Win	T5	T10	T20	60	70	<P	Rds/Tm
2010-11	35	2,554	73.0	+39	1.1	66	79	20	1,474	73.7	+42	15	1,080	72.0	+3	1	6	10	11	3	32	10	35/35



WARENSKI

## SARA WARENSKI • 5-4 • Libertyville, Ill. • Libertyville • 1997-2000

Player	OVERALL													SPRING					FALL				
	Rd	Strk	Avg.	SCIRP	S-AV	Lo	Hi	Rd	Strk	Avg.	SCIRP	Rd	Strk	Avg.	SCIRP	Win	T5	T10	T20	60	70	<P	Rds/Tm
1996-97	3	266	88.7	+50	16.7	85	92	3	266	88.7	+50	—	—	—	—	0	0	0	0	0	0	0	1/3
1997-98	5	453	90.6	+93	18.6	81	94	2	187	93.5	+43	3	266	88.7	+50	0	0	0	0	0	0	0	3/5
1998-99	3	247	82.3	+31	10.3	78	87	—	—	—	—	3	247	82.3	+31	0	0	0	0	0	1	0	0/0
1999-2000	2	176	88.0	+32	16.0	85	91	—	—	—	—	2	176	88.0	+32	0	0	0	0	0	0	0	0/0
<b>TOTALS</b>	<b>13</b>	<b>1,142</b>	<b>87.9</b>	<b>+206</b>	<b>15.9</b>	<b>78</b>	<b>94</b>	<b>5</b>	<b>453</b>	<b>90.6</b>	<b>+93</b>	<b>8</b>	<b>689</b>	<b>86.1</b>	<b>+113</b>	<b>0</b>	<b>0</b>	<b>0</b>	<b>0</b>	<b>0</b>	<b>1</b>	<b>0</b>	<b>4/8</b>



WESTBROOK

## KIMBER WESTBROOK • 5-10 • Loveland, Colo. • Thompson Valley • 2003-04

Player	OVERALL													SPRING					FALL				
	Rd	Strk	Avg.	SCIRP	S-AV	Lo	Hi	Rd	Strk	Avg.	SCIRP	Rd	Strk	Avg.	SCIRP	Win	T5	T10	T20	60	70	<P	Rds/Tm
2002-03	4	356	89.0	+68	17.0	87	91	—	—	—	—	4	356	89.0	+68	0	0	0	0	0	0	0	0/2
2003-04	2	198	99.0	+54	27.0	96	102	—	—	—	—	2	198	99.0	+54	0	0	0	0	0	0	0	0/0
<b>TOTALS</b>	<b>6</b>	<b>554</b>	<b>92.3</b>	<b>+122</b>	<b>20.3</b>	<b>87</b>	<b>102</b>	<b>—</b>	<b>—</b>	<b>—</b>	<b>—</b>	<b>6</b>	<b>554</b>	<b>92.3</b>	<b>+122</b>	<b>0</b>	<b>0</b>	<b>0</b>	<b>0</b>	<b>0</b>	<b>0</b>	<b>0</b>	<b>0/2</b>



WOODS

## CATHERINE WOODS • 5-8 • Denver, Colo. • Denver Christian/Pepperdine • 2006

Player	OVERALL													SPRING					FALL				
	Rd	Strk	Avg.	SCIRP	S-AV	Lo	Hi	Rd	Strk	Avg.	SCIRP	Rd	Strk	Avg.	SCIRP	Win	T5	T10	T20	60	70	<P	Rds/Tm
2005-06	3	241	80.3	+25	8.3	78	83	3	241	80.3	+25	—	—	—	—	0	0	0	0	0	1	0	0/0



WORTHINGTON

## ROBIN WORTHINGTON • 5-3 • Loveland, Colo. • Thompson Valley • 2001-04

Player	OVERALL													SPRING					FALL				
	Rd	Strk	Avg.	SCIRP	S-AV	Lo	Hi	Rd	Strk	Avg.	SCIRP	Rd	Strk	Avg.	SCIRP	Win	T5	T10	T20	60	70	<P	Rds/Tm
2000-01	2	160	80.0	+16	8.0	78	82	—	—	—	—	2	160	80.0	+16	0	0	0	0	0	1	0	0/0
2001-02	12	986	82.2	+122	10.2	78	87	5	417	83.4	+57	7	569	81.3	+65	0	0	0	0	0	1	0	3/4
2002-03	13	1,107	85.2	+171	13.2	74	100	9	771	85.7	+123	4	336	84.0	+48	0	0	0	0	0	1	0	0/5
2003-04	24	1,947	81.1	+219	9.1	74	88	11	920	83.6	+128	13	1,027	79.0	+91	0	0	0	2	0	11	0	20/24
<b>TOTALS</b>	<b>51</b>	<b>4,200</b>	<b>82.4</b>	<b>528</b>	<b>10.5</b>	<b>74</b>	<b>100</b>	<b>25</b>	<b>2,108</b>	<b>84.3</b>	<b>+308</b>	<b>16</b>	<b>2,092</b>	<b>80.5</b>	<b>+220</b>	<b>0</b>	<b>0</b>	<b>0</b>	<b>2</b>	<b>0</b>	<b>14</b>	<b>0</b>	<b>20/33</b>

# COLORADO NATIONAL GOLF CLUB



## CNGC STATS

7,676 Yards

Par 72

Course Slope 141

Course Rating 75.4

Mixture of Rye and Bent Grass

Exclude home of Colorado Golf!

Five sets of boxes.  
Jay Morrish-Designed Course

Colorado Golf Practice Facility Under Construction

