

All-Time Players

| | |
|---------------------|----|
| All-Time Roster | 57 |
| Player Stats: A-Da | 58 |
| Player Stats: Do-Ga | 59 |
| Player Stats: Gl-Ke | 60 |
| Player Stats: Ki-Mo | 61 |
| Player Stats: No-Ru | 62 |
| Player Stats: Se-Vi | 63 |
| Player Stats: Wa-Z | 64 |

ALL-TIME ROSTER

| Name | Height | Hometown (Highschool/Previous College) | Played |
|-------------------------|------------|---|-----------------|
| Kiersten Allbright | 5-10 | Meridan, N.H. (Kimball Union/Hamilton) | 1997-99 |
| Heather Allerdice-Gerow | 5-6 | Eugene, Ore. (South Eugene) | 1995 |
| Taya Battistella | 5-3 | Bend, Ore. (Bend) | 1999-2000 |
| Jamie Befort | 5-6 | Westminster, Colo. (Monarch) | 2009-12 |
| Sarah Bellinger | 5-6 | Miles City, Mont. (Palm Desert) | 1998-2001 |
| Megan Budge | 5-8 | Eugene, Ore. (Marist) | 2003 |
| Lindsay Caljouw | 5-5 | Nanaimo, B.C. (Nanaimo) | 2006-07 |
| Nicole Cavarra | 5-8 | Aurora, Colo. (Smoky Hill) | 1996, 1999-2001 |
| Emily Childs | 5-5 | Alameda, Calif. (Alameda) | 2009 |
| Jenny Coleman | 5-8 | Rolling Hills Estates, Calif. (Palos Verdes Peninsula) | 2011-14 |
| Kristin Coleman | 5-9 | Rolling Hills Estates, Calif. (Palos Verdes Peninsula) | 2011-14 |
| Abby Collins | 5-5 | Whitefish, Mont. (Whitefish) | 1998 |
| Claudia Davis | 5-8 | Greenwood Village, Colo. (Arapahoe) | 2014 |
| Cristina DeTomas | 5-9 | Lafayette, Calif. (Acalanes) | 2009-12 |
| Devin Dougherty | 5-6 | Woodland, Calif. (Pioneer) | 2010-13 |
| Taylor Doyle | 5-5 | San Diego, Calif. (La Jolla) | 2009-12 |
| Jessica Ellis | 5-5 | Littleton, Colo. (Heritage/Iowa) | 2005-07 |
| Brittany Fan | 5-9 | Pearl City, Hawai'i (Kamehameha Schools Kapalama Campus) | 2015-p |
| Jolene Fellhauer | 5-6 | Grand Junction, Colo. (Grand Junction) | 2000-03 |
| Amanda Fisher | 5-4 | Korora NSW, Australia (Bishop Druitt) | 2001 |
| Jenn Footlik | 5-5 | Dallas, Texas (Highland Park) | 2001-04 |
| Ashley Ford | 5-7 | Grand Junction, Colo. (Grand Junction) | 1995-97 |
| Jaime Fundingsland | 6-0 | Minot, N.D. (Minot) | 1997-2000 |
| Margaret Garehime | 5-8 | Englewood, Colo. (Cherry Creek) | 2002 |
| Lise Gausman | 5-11 | Fort Collins, Colo. (Fort Collins) | 1995 |
| Tori Glenn | 5-7 | Castle Pines, Colo. (Valor Christian) | 2015-p |
| Ann Grooms | 5-9 | Westminster, Colo. (Ranum) | 1995-96 |
| Megan Haase | 5-8 | Spokane, Wash. (Lewis and Clark) | 2013-p |
| Erin Hall | 5-5 | Colorado Springs, Colo. (Wasson) | 1995 |
| Kelly Heffer | 5-6 | Englewood, Colo. (Cherry Creek/Arizona) | 1996-97 |
| Kim Hickel | 5-11 | Englewood, Colo. (Cherry Creek) | 1995 |
| Hannah Hoch | 5-8 | Turlock, Calif. (Turlock) | 2004-07 |
| Lindsey Isham | 5-8 | Boulder, Colo. (Boulder) | 1998-2001 |
| Gabriella Jakobsson | 5-8 | Stockholm, Sweden (Sodra Latin) | 1998-99 |
| Meaghan Kari | 5-7 | Windsor, Calif. (Windsor/Santa Clara) | 2010-12 |
| Alexis Keating | 5-6 | Elma, Wash. (Elma) | 2013-p |
| Lauryn Keating | 5-7 | Elma, Wash. (Elma) | 2016-p |
| Erin Kerr | 5-7 | Phoenix, Ariz. (Xavier Prep./California) | 2001-03 |
| Christine Kim | 5-3 | Pahoa, Hawai'i (Waiakea) | 2007-10 |
| Julie Kim | 5-4 | Port Coquitlam, B.C. (B.C. Christian Academy) | 2007-10 |
| Cierra Ko | 5-3 | Colorado Springs, Colo. (Harrison) | 2006-09 |
| Lindsay Koth | 5-6 | Middleton, Wisc. (Edgewood) | 2004-07 |
| Esther Lee | 5-6 | Los Alamitos, Calif. (Los Alamitos/Duke) | 2015-p |
| Linda Sue Linton | 5-6 | Northglenn, Colo. (Skyline) | 1995-98 |
| Jordan Magruder | 5-4 | Paradise Valley, Calif. (Scottsdale Christian) | 2009 |
| Jessie Malcom | 5-6 | Scottsdale, Ariz. (Chaparral) | 2003-06 |
| Haley Mathies | 5-6 | Evergreen, Colo. (D'Evelyn) | 2008 |
| Jessica Milner | 5-10 | Newport Beach, Calif. (Corona Del Mar) | 2008 |
| Lynn Ann Moretto | 5-2 | Englewood, Colo. (Cherry Creek/Mississippi) | 2000-03 |
| Kylee Moullet | 5-7 | Bozeman, Mont. (Bozeman) | 1995-98 |
| Katy Nolan | 5-2 | Saline, Mich. (Saline) | 1998-2001 |
| Abbie Noon | 5-3 | Fort Collins, Colo. (Arcata) | 1999-2000 |
| Jamie Oleksiew | 5-5 | Vancouver, British Columbia (IMG Pendleton [Fla.] | 2013-p |
| Andrea Parkhill | 5-7 | Carson City, Nev. (Carson City) | 1995 |
| Charlotte Persson-Gulda | 5-3 | Halmstad, Sweeden (Kattegatt) | 2005-06 |
| Maria Persson-Gulda | 5-3 | Halmstad, Sweeden (Kattegatt) | 2003-06 |
| Jo Pritchard | 5-6 | Newport, South Wales (St. Joseph's) | 2001-02 |
| Dominique Pytlewski | 5-6 | Vancouver, B.C. (St. Thomas Aquinas) | 2007-10 |
| Allison Rella | 5-7 | Cranbrook, B.C. (Mount Baker Secondary) | 2002-05 |
| Regina Rodriguez | 5-5 | Fort Morgan, Colo. (Fort Morgan) | 2002-03 |
| Sarah Ruybalid | 5-6 | Pueblo, Colo., (Pueblo South) | 2006 |
| Lindsay Senger | 5-8 | Louisville, Colo. (Monarch) | 2005-08 |
| Nicole Sennett | 5-7 | Harvey's Lake, Pa. (Bishop O'Reilly) | 1995 |
| Stephanie Simich | 6-0 | Mississauga, Ontario (Clarkson Secondary) | 2008-10 |
| Katrina Snowgren | 5-7 | Kingwood, Texas (Kingwood) | 1997 |
| Joey Stetser | 5-9 | Phoenix, Ariz. (Shadow Mountain) | 2002-04 |
| Alex Stewart | 5-4 | Elk Grove, Calif. | 2012 |
| Tina Strahan | 5-4 | Gilbert, Ariz. (Dobson) | 1997 |
| Emily Talley | 5-9 | Napa, Calif. (R.L. Stevenson) | 2009-12 |
| Tessa The | 5-6 | Los Altos, Calif. (Los Altos) | 2011 |
| Michelle Thomas | 5-6 | Littleton, Colo. (Heritage) | 1996-99 |
| Gillian Vance | 5-5 | Lakewood, Colo. (Dakota Ridge) | 2016-p |
| Brooke Van Wyk | 6-0 | Littleton, Colo. (Heritage) | 1998-2001 |
| Marsha Vasquez | 5-7 | Longmont, Colo. (Boulder) | 1996 |
| Natalie Vivaldi | 5-8 | Oceanside, Calif. (Rancho Buena Vista) | 2014-p |
| Leigh Vevurka | 5-7 | Englewood, Colo. (Cherry Creek) | 1996 |
| Jess Wallace | 5-4 | Langley, B.C. (Walnut Grove/Pepperdine) | 2011-12 |
| Sara Warenski | 5-4 | Libertyville, Ill. (Libertyville) | 1997-2000 |
| Kimber Westbrook | 5-10 | Loveland, Colo. (Thompson Valley) | 2003-04 |
| Catherine Woods | 5-8 | Denver, Colo. (Denver Christian/Pepperdine) | 2006 |
| Robin Worthington | 5-3 | Loveland, Colo. (Thompson Valley) | 2001-04 |
| Allie Zech | 5-8 | Indian Wells, Calif. (Palm Desert) | 2013-p |

ALL-TIME PLAYER STATISTICS



ALLBRIGHT

KIERSTEN ALLBRIGHT • 5-10 • Meridan, N.H. • Kimball Union/Hamilton • 1997-99

| Player | OVERALL | | | | | | | | | | | | | SPRING | | | | FALL | | | | Rds/Tm | |
|---------------|-----------------|--------------|--------------|-------------|------------|-----------|-----------|-----------|--------------|--------------|-------------|-----------|--------------|--------------|-------------|----------|----------|----------|----------|----------|-----------|----------|--------------|
| | Rd | Strk | Avg. | SCIRP | S-AV | Lo | Hi | Rd | Strk | Avg. | SCIRP | Rd | Strk | Avg. | SCIRP | Win | T5 | T10 | T20 | 60 | 70 | | <P |
| 1996-97 | Did Not Compete | | | | | | | | | | | | | | | | | | | | | | |
| 1997-98 | 20 | 1,657 | 82.85 | +217 | 10.9 | 76 | 90 | 11 | 922 | 83.82 | +130 | 9 | 735 | 81.67 | +87 | 0 | 0 | 0 | 0 | 0 | 5 | 0 | 18/20 |
| 1998-99 | 29 | 2,259 | 77.90 | +171 | 5.9 | 72 | 86 | 14 | 1,095 | 78.21 | +87 | 15 | 1,164 | 77.60 | +84 | 1 | 1 | 4 | 5 | 0 | 21 | 0 | 25/26 |
| TOTALS | 49 | 3,916 | 79.92 | +388 | 7.9 | 72 | 90 | 25 | 2,017 | 80.68 | +217 | 24 | 1,899 | 79.13 | +171 | 1 | 1 | 4 | 5 | 0 | 26 | 0 | 43/46 |



ALLERDICE-GEROW

HEATHER ALLERDICE-GEROW • 5-6 • Eugene, Ore. • South Eugene • 1995

| Player | OVERALL | | | | | | | | | | | | | SPRING | | | | FALL | | | | Rds/Tm | |
|---------|---------|------|-------|-------|------|----|----|----|------|------|-------|----|------|--------|-------|-----|----|------|-----|----|----|--------|-----|
| | Rd | Strk | Avg. | SCIRP | S-AV | Lo | Hi | Rd | Strk | Avg. | SCIRP | Rd | Strk | Avg. | SCIRP | Win | T5 | T10 | T20 | 60 | 70 | | <P |
| 1994-95 | 4 | 368 | 92.00 | +80 | 20.0 | 90 | 93 | — | — | — | — | 4 | 368 | 92.0 | +80 | 0 | 1 | 1 | 1 | 0 | 0 | 0 | 3/4 |



BATTISTELLA

TAYA BATTISTEALLA • 5-3 • Bend, Ore. • Bend • 1999-2000

| Player | OVERALL | | | | | | | | | | | | | SPRING | | | | FALL | | | | Rds/Tm | |
|---------------|-----------|--------------|-------------|-------------|------------|-----------|-----------|-----------|--------------|-------------|-------------|-----------|--------------|-------------|-------------|----------|----------|----------|----------|----------|-----------|----------|--------------|
| | Rd | Strk | Avg. | SCIRP | S-AV | Lo | Hi | Rd | Strk | Avg. | SCIRP | Rd | Strk | Avg. | SCIRP | Win | T5 | T10 | T20 | 60 | 70 | | <P |
| 1998-99 | 26 | 2,046 | 78.69 | +174 | 6.7 | 74 | 86 | 11 | 875 | 79.6 | +83 | 15 | 1,171 | 78.1 | +91 | 0 | 1 | 1 | 2 | 0 | 18 | 0 | 22/26 |
| 1999-2000 | 31 | 2,434 | 78.52 | +202 | 6.5 | 71 | 90 | 17 | 1,358 | 79.9 | +134 | 14 | 1,076 | 76.9 | +68 | 0 | 1 | 3 | 4 | 0 | 19 | 2 | 29/31 |
| TOTALS | 57 | 4,480 | 78.6 | +376 | 6.6 | 71 | 90 | 28 | 2,233 | 79.8 | +217 | 29 | 2,247 | 77.5 | +159 | 0 | 2 | 4 | 6 | 0 | 37 | 2 | 51/57 |



BEFORT

JAMIE BEFORT • 5-6 • Westminster, Colo. • Monarch • 2009-12

| Player | OVERALL | | | | | | | | | | | | | SPRING | | | | FALL | | | | Rds/Tm | |
|---------------|-----------------|--------------|-------------|-------------|------------|-----------|-----------|----------|------------|-------------|------------|-----------|------------|-------------|-------------|----------|----------|----------|----------|----------|----------|----------|------------|
| | Rd | Strk | Avg. | SCIRP | S-AV | Lo | Hi | Rd | Strk | Avg. | SCIRP | Rd | Strk | Avg. | SCIRP | Win | T5 | T10 | T20 | 60 | 70 | | <P |
| 2008-09 | Did Not Compete | | | | | | | | | | | | | | | | | | | | | | |
| 2009-10 | 15 | 1,207 | 80.5 | +127 | 8.5 | 72 | 85 | 9 | 722 | 80.2 | +74 | 6 | 485 | 80.8 | +53 | 0 | 0 | 0 | 0 | 0 | 5 | 0 | 0/0 |
| 2010-11 | 6 | 484 | 80.7 | +52 | 8.7 | 78 | 83 | — | — | — | — | 6 | 484 | 80.7 | +52 | 0 | 0 | 0 | 0 | 0 | 3 | 0 | 0/0 |
| 2011-12 | Did Not Compete | | | | | | | | | | | | | | | | | | | | | | |
| TOTALS | 21 | 1,691 | 80.5 | +179 | 8.5 | 72 | 85 | 9 | 722 | 80.2 | +74 | 12 | 969 | 80.8 | +105 | 0 | 0 | 0 | 0 | 0 | 8 | 0 | 0/0 |



BELLINGER

SARAH BELLINGER • 5-6 • Miles City, Mont. • Palm Desert • 1998-2001

| Player | OVERALL | | | | | | | | | | | | | SPRING | | | | FALL | | | | Rds/Tm | |
|---------------|------------|--------------|-------------|-------------|------------|-----------|-----------|-----------|--------------|-------------|-------------|-----------|--------------|-------------|-------------|----------|----------|----------|-----------|----------|-----------|----------|----------------|
| | Rd | Strk | Avg. | SCIRP | S-AV | Lo | Hi | Rd | Strk | Avg. | SCIRP | Rd | Strk | Avg. | SCIRP | Win | T5 | T10 | T20 | 60 | 70 | | <P |
| 1997-98 | 30 | 2,413 | 80.4 | +258 | 8.6 | 76 | 86 | 15 | 1,208 | 80.5 | +130 | 15 | 1,205 | 80.3 | +128 | 0 | 1 | 1 | 3 | 0 | 12 | 0 | 30/30 |
| 1998-99 | 31 | 2,418 | 78.0 | +186 | 6.0 | 73 | 85 | 16 | 1,260 | 78.8 | +108 | 15 | 1,158 | 77.2 | +78 | 0 | 3 | 3 | 4 | 0 | 21 | 0 | 30/31 |
| 1999-2000 | 31 | 2,420 | 78.1 | +188 | 6.1 | 70 | 83 | 17 | 1,350 | 79.4 | +126 | 14 | 1,070 | 76.4 | +62 | 0 | 1 | 2 | 5 | 0 | 22 | 1 | 30/31 |
| 2000-01 | 29 | 2,298 | 79.2 | +210 | 7.2 | 72 | 93 | 15 | 1,190 | 79.3 | +110 | 14 | 1,108 | 79.1 | +100 | 0 | 0 | 3 | 4 | 0 | 16 | 0 | 25/29 |
| TOTALS | 121 | 9,549 | 78.9 | +842 | 7.0 | 70 | 93 | 63 | 5,008 | 79.5 | +474 | 58 | 4,541 | 78.3 | +368 | 0 | 5 | 9 | 16 | 0 | 71 | 1 | 115/121 |



CALJOUW

LINDSAY CALJOUW • 5-5 • Nanaimo, B.C., Canada • Nanaimo • 2006-07

| Player | OVERALL | | | | | | | | | | | | | SPRING | | | | FALL | | | | Rds/Tm | |
|---------------|-----------|--------------|-------------|-------------|------------|-----------|-----------|-----------|--------------|-------------|------------|-----------|--------------|-------------|-------------|----------|----------|----------|----------|----------|-----------|----------|--------------|
| | Rd | Strk | Avg. | SCIRP | S-AV | Lo | Hi | Rd | Strk | Avg. | SCIRP | Rd | Strk | Avg. | SCIRP | Win | T5 | T10 | T20 | 60 | 70 | | <P |
| 2005-06 | 30 | 2,280 | 76.0 | +120 | 4.0 | 70 | 85 | 15 | 1,128 | 75.2 | +48 | 15 | 1,152 | 76.8 | +72 | 0 | 1 | 3 | 4 | 0 | 26 | 1 | 30/30 |
| 2006-07 | 23 | 1,744 | 75.8 | +88 | 3.8 | 70 | 83 | 14 | 1,057 | 75.5 | +49 | 9 | 687 | 76.3 | +39 | 0 | 1 | 3 | 4 | 0 | 20 | 2 | 22/23 |
| TOTALS | 53 | 4,024 | 75.9 | +208 | 3.9 | 70 | 85 | 29 | 2,185 | 75.3 | +97 | 24 | 1,839 | 76.6 | +111 | 0 | 2 | 6 | 8 | 0 | 46 | 3 | 52/53 |



CAVARRA

NICOLE CAVARRA • 5-8 • Aurora, Colo. • Smokey Hill • 1996, 1999-2001

| Player | OVERALL | | | | | | | | | | | | | SPRING | | | | FALL | | | | Rds/Tm | |
|---------------|-----------|--------------|-------------|-------------|-------------|-----------|-----------|----------|------------|-------------|------------|----------|------------|-------------|-------------|----------|----------|----------|----------|----------|----------|----------|------------|
| | Rd | Strk | Avg. | SCIRP | S-AV | Lo | Hi | Rd | Strk | Avg. | SCIRP | Rd | Strk | Avg. | SCIRP | Win | T5 | T10 | T20 | 60 | 70 | | <P |
| 1995-96 | 5 | 471 | 94.2 | +111 | 22.2 | 93 | 97 | 3 | 284 | 94.7 | +68 | 2 | 187 | 93.5 | +43 | 0 | 0 | 0 | 0 | 0 | 0 | 0 | 0/5 |
| 1998-99 | 3 | 265 | 88.3 | +49 | 16.3 | 86 | 91 | — | — | — | — | 3 | 265 | 88.3 | +49 | 0 | 0 | 0 | 0 | 0 | 0 | 0 | 0/0 |
| 1999-2000 | 2 | 169 | 84.5 | +25 | 12.5 | 79 | 90 | — | — | — | — | 2 | 169 | 84.5 | +25 | 0 | 0 | 0 | 0 | 0 | 1 | 0 | 1/2 |
| 2000-01 | 2 | 172 | 86.0 | +28 | 14.0 | 84 | 88 | — | — | — | — | 2 | 172 | 86.0 | +28 | 0 | 0 | 0 | 0 | 0 | 0 | 0 | 0/0 |
| TOTALS | 12 | 1,077 | 89.8 | +213 | 17.8 | 79 | 97 | 3 | 284 | 94.7 | +68 | 9 | 793 | 88.1 | +145 | 0 | 0 | 0 | 0 | 0 | 1 | 0 | 1/7 |



CHILDS

EMILY CHILDS • 5-5 • Alameda, Calif. • Alameda • 2009

| Player | OVERALL | | | | | | | | | | | | | SPRING | | | | FALL | | | | Rds/Tm | |
|---------|---------|-------|------|-------|------|----|----|----|------|------|-------|----|-------|--------|-------|-----|----|------|-----|----|----|--------|-------|
| | Rd | Strk | Avg. | SCIRP | S-AV | Lo | Hi | Rd | Strk | Avg. | SCIRP | Rd | Strk | Avg. | SCIRP | Win | T5 | T10 | T20 | 60 | 70 | | <P |
| 2008-09 | 16 | 1,174 | 73.4 | +16 | 1.0 | 67 | 81 | 1 | 75 | 75.0 | +3 | 15 | 1,099 | 73.3 | +13 | 0 | 2 | 4 | 5 | 3 | 12 | 6 | 15/16 |



J. COLEMAN

JENNY COLEMAN • 5-9 • Rolling Hills Estates, Calif. • Palos Verdes Peninsula • 2011-14

| Player | OVERALL | | | | | | | | | | | | | SPRING | | | | FALL | | | | Rds/Tm | |
|---------------|------------|---------------|-------------|-------------|------------|-----------|-----------|-----------|--------------|-------------|-------------|-----------|--------------|-------------|-------------|----------|----------|-----------|-----------|----------|------------|-----------|----------------|
| | Rd | Strk | Avg. | SCIRP | S-AV | Lo | Hi | Rd | Strk | Avg. | SCIRP | Rd | Strk | Avg. | SCIRP | Win | T5 | T10 | T20 | 60 | 70 | | <P |
| 2010-11 | 35 | 2,680 | 76.6 | +165 | 4.7 | 71 | 81 | 20 | 1,509 | 75.5 | +77 | 15 | 1,171 | 78.1 | +88 | 0 | 0 | 0 | 5 | 0 | 30 | 3 | 26/35 |
| 2011-12 | 37 | 2,778 | 75.1 | +114 | 3.1 | 69 | 83 | 25 | 1,873 | 74.9 | +76 | 12 | 905 | 75.4 | +38 | 0 | 2 | 5 | 5 | 2 | 30 | 6 | 29/37 |
| 2012-13 | 35 | 2,594 | 74.1 | +77 | 2.2 | 67 | 81 | 20 | 1,490 | 74.5 | +56 | 15 | 1,104 | 73.6 | +21 | 1 | 2 | 2 | 5 | 2 | 32 | 6 | 32/32 |
| 2013-14 | 32 | 2,377 | 74.3 | +69 | 2.2 | 68 | 82 | 20 | 1,485 | 74.3 | +47 | 12 | 892 | 74.3 | +22 | 0 | 3 | 3 | 5 | 3 | 26 | 6 | 32/32 |
| TOTALS | 139 | 10,429 | 75.0 | +425 | 3.1 | 67 | 83 | 85 | 6,357 | 74.8 | +256 | 54 | 4,072 | 75.4 | +169 | 1 | 7 | 10 | 20 | 7 | 118 | 21 | 119/136 |



K. COLEMAN

KRISTIN COLEMAN • 5-9 • Rolling Hills Estates, Calif. • Palos Verdes Peninsula • 2011-14

| Player | OVERALL | | | | | | | | | | | | | SPRING | | | | FALL | | | | Rds/Tm | |
|---------------|------------|-------|------|-------|------|----|----|----|-------|------|-------|----|-------|--------|-------|-----|----|------|-----|----|----|--------|-------|
| | Rd | Strk | Avg. | SCIRP | S-AV | Lo | Hi | Rd | Strk | Avg. | SCIRP | Rd | Strk | Avg. | SCIRP | Win | T5 | T10 | T20 | 60 | 70 | | <P |
| 2010-11 | 35 | 2,662 | 76.1 | +147 | 4.2 | 71 | 82 | 20 | 1,542 | 77.1 | +110 | 15 | 1,120 | 74.7 | +37 | 0 | 0 | 2 | 4 | 0 | 30 | 2 | 34/35 |
| 2011-12 | 37 | 2,836 | 76.7 | +172 | 4.6 | 71 | 82 | 25 | 1,926 | 77.0 | +129 | 12 | 910 | 75.8 | +43 | 0 | 0 | 2 | 5 | 2 | 28 | 3 | 23/37 |
| 2012-13 | 27 | 2,147 | 79.5 | +203 | 7.5 | 73 | 86 | 12 | 972 | 81.0 | +111 | 15 | 1,175 | 78.3 | +92 | 0 | 0 | 0 | 0 | 0 | 11 | 0 | 20/27 |
| 2013-14 | 32 | 2,443 | 76.3 | +135 | 4.2 | 71 | 83 | 20 | 1,541 | 77.1 | +103 | 12 | 902 | 75.2 | +32 | 0 | 0 | 1 | 2 | 0 | 25 | 2 | 28/32 |
| TOTALS | 131 | | | | | | | | | | | | | | | | | | | | | | |

ALL-TIME PLAYER STATISTICS



DOUGHERTY

DEVIN DOUGHERTY • 5-5 • Woodland, Calif. • Pioneer • 2010-13

| Player | OVERALL | | | | | | | | | | | | | SPRING | | | | | FALL | | | | |
|---------------|-----------------|--------------|-------------|-------------|-------------|-----------|-----------|----------|------------|-------------|-------------|-----------|--------------|-------------|-------------|----------|----------|----------|----------|----------|----------|----------|------------|
| | Rd | Strk | Avg. | SCIRP | S-AV | Lo | Hi | Rd | Strk | Avg. | SCIRP | Rd | Strk | Avg. | SCIRP | Win | T5 | T10 | T20 | 60 | 70 | <P | Rds/Tm |
| 2009-10 | 9 | 743 | 82.6 | +95 | 10.6 | 78 | 87 | 6 | 499 | 83.2 | +67 | 3 | 244 | 81.3 | +28 | 0 | 0 | 0 | 0 | 0 | 2 | 0 | 0/0 |
| 2010-11 | 5 | 411 | 82.2 | +51 | 10.2 | 79 | 87 | — | — | — | — | 5 | 411 | 82.2 | +51 | 0 | 0 | 0 | 0 | 0 | 2 | 0 | 0/0 |
| 2011-12 | Did Not Compete | | | | | | | | | | | | | | | | | | | | | | |
| 2012-13 | 9 | 744 | 82.7 | +96 | 10.7 | 77 | 93 | 3 | 255 | 85.0 | +39 | 6 | 489 | 81.5 | +29 | 0 | 0 | 0 | 0 | 0 | 2 | 0 | 2/3 |
| TOTALS | 23 | 1,898 | 82.5 | +242 | 10.5 | 77 | 93 | 9 | 754 | 83.8 | +106 | 14 | 1,144 | 81.7 | +136 | 0 | 0 | 0 | 0 | 0 | 6 | 0 | 2/3 |



DOYLE

TAYLOR DOYLE • 5-5 • San Diego, Calif. • La Jolla • 2009-12

| Player | OVERALL | | | | | | | | | | | | | SPRING | | | | | FALL | | | | |
|---------------|-----------------|--------------|-------------|-------------|------------|-----------|-----------|-----------|--------------|-------------|-------------|-----------|--------------|-------------|-------------|----------|----------|----------|----------|----------|-----------|----------|--------------|
| | Rd | Strk | Avg. | SCIRP | S-AV | Lo | Hi | Rd | Strk | Avg. | SCIRP | Rd | Strk | Avg. | SCIRP | Win | T5 | T10 | T20 | 60 | 70 | <P | Rds/Tm |
| 2008-09 | Did Not Compete | | | | | | | | | | | | | | | | | | | | | | |
| 2009-10 | 27 | 2,100 | 77.8 | +156 | 5.8 | 70 | 87 | 18 | 1,393 | 77.4 | +100 | 9 | 707 | 78.6 | +56 | 0 | 0 | 0 | 0 | 0 | 19 | 1 | 21/24 |
| 2010-11 | 31 | 2,423 | 78.2 | +196 | 6.3 | 70 | 87 | 20 | 1,603 | 80.2 | +171 | 11 | 820 | 74.6 | +25 | 0 | 0 | 0 | 1 | 0 | 18 | 2 | 17/28 |
| 2011-12 | 9 | 710 | 78.9 | +59 | 6.6 | 73 | 87 | 3 | 242 | 80.7 | +26 | 6 | 468 | 78.0 | +33 | 0 | 0 | 0 | 0 | 0 | 6 | 0 | 3/6 |
| TOTALS | 67 | 5,233 | 78.1 | +411 | 6.1 | 70 | 87 | 41 | 3,238 | 78.9 | +297 | 26 | 1,995 | 76.7 | +114 | 0 | 0 | 0 | 1 | 0 | 43 | 3 | 41/58 |



ELLIS

JESSICA ELLIS • 5-5 • Littleton, Colo. • Heritage/Iowa • 2005-07

| Player | OVERALL | | | | | | | | | | | | | SPRING | | | | | FALL | | | | |
|---------------|-----------|--------------|-------------|-------------|-------------|-----------|-----------|-----------|--------------|-------------|------------|-----------|------------|-------------|-------------|----------|----------|----------|----------|----------|----------|----------|-------------|
| | Rd | Strk | Avg. | SCIRP | S-AV | Lo | Hi | Rd | Strk | Avg. | SCIRP | Rd | Strk | Avg. | SCIRP | Win | T5 | T10 | T20 | 60 | 70 | <P | Rds/Tm |
| 2004-05 | 19 | 1,557 | 82.0 | +192 | 10.1 | 74 | 96 | 14 | 1,153 | 82.4 | +148 | 5 | 404 | 80.8 | +44 | 0 | 0 | 0 | 0 | 0 | 7 | 0 | 9/17 |
| 2005-06 | 6 | 495 | 82.5 | +63 | 10.5 | 76 | 88 | 3 | 236 | 78.7 | +20 | 3 | 259 | 86.3 | +43 | 0 | 0 | 0 | 0 | 0 | 2 | 0 | 0/0 |
| 2006-07 | 3 | 269 | 89.7 | +53 | 17.7 | 85 | 97 | — | — | — | — | 3 | 269 | 89.7 | +53 | 0 | 0 | 0 | 0 | 0 | 0 | 0 | 0/0 |
| TOTALS | 28 | 2,321 | 82.9 | +308 | 11.0 | 74 | 97 | 17 | 1,389 | 81.7 | 168 | 11 | 932 | 84.7 | +140 | 0 | 0 | 0 | 0 | 0 | 9 | 0 | 9/17 |



FAN

BRITTANY FAN • 5-9 • Pearl City, Hawai'i • Kamehameha Schools Kapalama Campus • 2015-p

| Player | OVERALL | | | | | | | | | | | | | SPRING | | | | | FALL | | | | |
|---------|---------|-------|------|-------|------|----|----|----|-------|------|-------|----|------|--------|-------|-----|----|-----|------|----|----|----|--------|
| | Rd | Strk | Avg. | SCIRP | S-AV | Lo | Hi | Rd | Strk | Avg. | SCIRP | Rd | Strk | Avg. | SCIRP | Win | T5 | T10 | T20 | 60 | 70 | <P | Rds/Tm |
| 2014-15 | 31 | 2,321 | 74.9 | +97 | 3.1 | 70 | 82 | 20 | 1,490 | 74.5 | +61 | 11 | 831 | 75.6 | +36 | 0 | 0 | 0 | 6 | 0 | 28 | 1 | 30/31 |



FELLHAUER

JOLENE FELLHAUER • 5-6 • Grand Junction, Colo. • Grand Junction • 2000-03

| Player | OVERALL | | | | | | | | | | | | | SPRING | | | | | FALL | | | | |
|---------------|-----------|--------------|-------------|-------------|------------|-----------|-----------|-----------|--------------|-------------|-------------|-----------|--------------|-------------|-------------|----------|----------|----------|----------|----------|-----------|----------|--------------|
| | Rd | Strk | Avg. | SCIRP | S-AV | Lo | Hi | Rd | Strk | Avg. | SCIRP | Rd | Strk | Avg. | SCIRP | Win | T5 | T10 | T20 | 60 | 70 | <P | Rds/Tm |
| 1999-2000 | 5 | 406 | 81.2 | +46 | 9.2 | 78 | 87 | — | — | — | — | 5 | 406 | 81.2 | +46 | 0 | 0 | 0 | 0 | 0 | 2 | 0 | 0/0 |
| 2000-01 | 28 | 2,251 | 80.4 | +235 | 8.4 | 72 | 89 | 14 | 1,127 | 80.5 | +119 | 14 | 1,124 | 80.3 | +116 | 0 | 1 | 1 | 2 | 0 | 10 | 0 | 19/26 |
| 2001-02 | 29 | 2,311 | 79.7 | +223 | 7.7 | 71 | 92 | 16 | 1,311 | 81.9 | +159 | 13 | 1,000 | 76.9 | +64 | 0 | 1 | 2 | 3 | 0 | 17 | 2 | 25/29 |
| 2002-03 | 28 | 2,208 | 78.9 | +195 | 7.0 | 67 | 88 | 12 | 958 | 79.8 | +97 | 16 | 1,250 | 78.1 | +98 | 0 | 1 | 1 | 2 | 1 | 14 | 1 | 21/28 |
| TOTALS | 90 | 7,716 | 79.7 | +699 | 7.8 | 67 | 92 | 42 | 3,396 | 80.9 | +375 | 48 | 3,780 | 78.8 | +324 | 0 | 3 | 4 | 7 | 1 | 43 | 3 | 65/83 |



FISHER

AMANDA FISHER • 5-4 • Korora, New South Wales, Australia • Bishop Druitt • 2001

| Player | OVERALL | | | | | | | | | | | | | SPRING | | | | | FALL | | | | |
|---------|---------|-------|------|-------|------|----|----|----|------|------|-------|----|------|--------|-------|-----|----|-----|------|----|----|----|--------|
| | Rd | Strk | Avg. | SCIRP | S-AV | Lo | Hi | Rd | Strk | Avg. | SCIRP | Rd | Strk | Avg. | SCIRP | Win | T5 | T10 | T20 | 60 | 70 | <P | Rds/Tm |
| 2000-01 | 14 | 1,117 | 79.8 | +109 | 7.8 | 75 | 87 | 3 | 249 | 83.0 | +33 | 11 | 868 | 78.9 | +76 | 0 | 0 | 0 | 0 | 0 | 9 | 0 | 10/14 |



FOOTLIK

JENN FOOTLIK • 5-5 • Dallas, Texas • Highland Park • 2001-02, 04

| Player | OVERALL | | | | | | | | | | | | | SPRING | | | | | FALL | | | | |
|---------------|-----------|--------------|-------------|-------------|------------|-----------|-----------|-----------|--------------|-------------|-------------|-----------|--------------|-------------|-------------|----------|----------|----------|----------|----------|-----------|----------|--------------|
| | Rd | Strk | Avg. | SCIRP | S-AV | Lo | Hi | Rd | Strk | Avg. | SCIRP | Rd | Strk | Avg. | SCIRP | Win | T5 | T10 | T20 | 60 | 70 | <P | Rds/Tm |
| 2000-01 | 9 | 738 | 82.0 | +90 | 10.0 | 75 | 91 | 1 | 91 | 91.0 | +19 | 8 | 647 | 80.9 | +71 | 0 | 0 | 0 | 0 | 0 | 4 | 0 | 3/7 |
| 2001-02 | 18 | 1,452 | 80.7 | +156 | 8.7 | 76 | 93 | 13 | 1,060 | 81.5 | +124 | 5 | 392 | 78.4 | +32 | 0 | 0 | 0 | 0 | 0 | 9 | 0 | 10/13 |
| 2003-04 | 13 | 1,075 | 82.7 | +139 | 10.7 | 76 | 91 | 6 | 493 | 82.2 | +61 | 7 | 582 | 83.1 | +78 | 0 | 0 | 0 | 0 | 0 | 4 | 0 | 2/3 |
| TOTALS | 40 | 3,265 | 81.6 | +385 | 9.6 | 75 | 93 | 20 | 1,644 | 82.2 | +204 | 20 | 1,621 | 81.1 | +181 | 0 | 0 | 0 | 0 | 0 | 17 | 0 | 15/23 |



FORD

ASHLEY FORD • 5-7 • Grand Junction, Colo. • Grand Junction • 1995-97

| Player | OVERALL | | | | | | | | | | | | | SPRING | | | | | FALL | | | | |
|---------------|-----------|--------------|-------------|-------------|-------------|-----------|------------|-----------|--------------|-------------|-------------|-----------|--------------|-------------|-------------|----------|----------|----------|----------|----------|----------|----------|--------------|
| | Rd | Strk | Avg. | SCIRP | S-AV | Lo | Hi | Rd | Strk | Avg. | SCIRP | Rd | Strk | Avg. | SCIRP | Win | T5 | T10 | T20 | 60 | 70 | <P | Rds/Tm |
| 1994-95 | 21 | 1,897 | 90.3 | +421 | 20.1 | 42 | 102 | 11 | 976 | 88.7 | +220 | 10 | 921 | 92.1 | +201 | 0 | 0 | 2 | 2 | 0 | 0 | 0 | 17/21 |
| 1995-96 | 19 | 1,633 | 86.0 | +265 | 14.0 | 80 | 94 | 5 | 441 | 88.2 | +18 | 14 | 1,192 | 85.1 | +184 | 0 | 0 | 0 | 0 | 0 | 0 | 0 | 17/19 |
| 1996-97 | 5 | 452 | 90.4 | +92 | 18.4 | 87 | 95 | — | — | — | — | 5 | 452 | 90.4 | +92 | 0 | 0 | 0 | 0 | 0 | 0 | 0 | 3/5 |
| TOTALS | 45 | 3,982 | 88.5 | +778 | 17.3 | 42 | 102 | 16 | 1,417 | 88.6 | +301 | 29 | 2,565 | 88.5 | +477 | 0 | 0 | 2 | 0 | 0 | 0 | 0 | 37/45 |



FUNDINGSLAND

JAIME FUNDINGSLAND • 6-0 • Minot, N.D. • Minot • 1997-2000

| Player | OVERALL | | | | | | | | | | | | | SPRING | | | | | FALL | | | | |
|---------------|-----------|--------------|-------------|-------------|-------------|-----------|------------|-----------|--------------|-------------|-------------|-----------|--------------|-------------|-------------|----------|----------|----------|----------|----------|----------|----------|--------------|
| | Rd | Strk | Avg. | SCIRP | S-AV | Lo | Hi | Rd | Strk | Avg. | SCIRP | Rd | Strk | Avg. | SCIRP | Win | T5 | T10 | T20 | 60 | 70 | <P | Rds/Tm |
| 1996-97 | 8 | 746 | 93.3 | +167 | 20.9 | 84 | 103 | — | — | — | — | 8 | 746 | 93.3 | +167 | 0 | 0 | 0 | 0 | 0 | 0 | 0 | 2/8 |
| 1997-98 | 11 | 938 | 85.3 | +151 | 13.7 | 80 | 90 | 5 | 425 | 85.0 | +67 | 6 | 513 | 85.5 | +84 | 0 | 0 | 0 | 0 | 0 | 0 | 0 | 7/11 |
| 1998-99 | 19 | 1,562 | 82.2 | +194 | 10.2 | 75 | 95 | 7 | 587 | 83.9 | +83 | 12 | 975 | 81.3 | +111 | 0 | 0 | 0 | 0 | 0 | 6 | 0 | 7/16 |
| 1999-2000 | 19 | 1,543 | 81.2 | +175 | 9.2 | 76 | 86 | 8 | 660 | 82.5 | +84 | 11 | 883 | 80.3 | +91 | 0 | 0 | 0 | 0 | 0 | 3 | 0 | 14/17 |
| TOTALS | 57 | 4,789 | 84.0 | +687 | 12.1 | 75 | 103 | 20 | 1,672 | 83.6 | +234 | 37 | 3,117 | 84.2 | +453 | 0 | 0 | 0 | 0 | 0 | 9 | 0 | 30/52 |



GAUSMAN

LISE GAUSMAN • 5-11 • Fort Collins, Colo. • Fort Collins • 1995

| Player | OVERALL | | | | | | | | | | | | | SPRING | | | | | FALL | | | | |
|---------|---------|------|------|-------|------|----|----|----|------|------|-------|----|------|--------|-------|-----|----|-----|------|----|----|----|--------|
| | Rd | Strk | Avg. | SCIRP | S-AV | Lo | Hi | Rd | Strk | Avg. | SCIRP | Rd | Strk | Avg. | SCIRP | Win | T5 | T10 | T20 | 60 | 70 | <P | Rds/Tm |
| 1994-95 | 1 | 92 | 92.0 | +20 | 20.0 | 92 | 92 | — | — | — | — | 1 | 92 | 92.0 | +20 | 0 | 0 | 1 | 1 | 0 | 0 | 0 | 1/1 |

ALL-TIME PLAYER STATISTICS



GLENN

TORI GLENN • 5-7 • Castle Pines, Colo. • Valor Christian • 2015-p

| Player | OVERALL | | | | | | | | | | | | | SPRING | | | | | FALL | | | | |
|---------|---------|-------|------|-------|------|----|----|----|------|------|-------|----|------|--------|-------|-----|----|-----|------|----|----|----|--------|
| | Rd | Strk | Avg. | SCIRP | S-AV | Lo | Hi | Rd | Strk | Avg. | SCIRP | Rd | Strk | Avg. | SCIRP | Win | T5 | T10 | T20 | 60 | 70 | <P | Rds/Tm |
| 2014-15 | 16 | 1,290 | 80.6 | +138 | 8.6 | 72 | 90 | 4 | 336 | 84.0 | +48 | 12 | 954 | 79.5 | +90 | 0 | 0 | 1 | 1 | 0 | 7 | 0 | 0/0 |



GROOMS

ANN GROOMS • 5-9 • Westminster, Colo. • Ranum • 1995-96

| Player | OVERALL | | | | | | | | | | | | | SPRING | | | | | FALL | | | | |
|---------------|-----------|--------------|-------------|-------------|-------------|-----------|-----------|-----------|------------|-------------|-------------|-----------|--------------|-------------|-------------|----------|----------|----------|----------|----------|----------|----------|--------------|
| | Rd | Strk | Avg. | SCIRP | S-AV | Lo | Hi | Rd | Strk | Avg. | SCIRP | Rd | Strk | Avg. | SCIRP | Win | T5 | T10 | T20 | 60 | 70 | <P | Rds/Tm |
| 1994-95 | 21 | 1,830 | 87.1 | +354 | 16.9 | 40 | 98 | 11 | 935 | 85.0 | +179 | 10 | 895 | 89.5 | +175 | 0 | 2 | 2 | 2 | 0 | 0 | 0 | 21/21 |
| 1995-96 | 6 | 526 | 87.7 | +94 | 15.7 | 85 | 92 | — | — | — | — | 6 | 526 | 87.7 | +94 | 0 | 0 | 0 | 0 | 0 | 0 | 0 | 3/3 |
| TOTALS | 27 | 2,356 | 87.3 | +448 | 16.6 | 40 | 98 | 11 | 935 | 85.0 | +179 | 16 | 1,421 | 88.8 | +269 | 0 | 2 | 2 | 2 | 0 | 0 | 0 | 24/24 |



HAASE

MEGAN HAASE • 5-8 • Spokane, Wash. • Lewis & Clark • 2013-p

| Player | OVERALL | | | | | | | | | | | | | SPRING | | | | | FALL | | | | |
|---------------|-----------|--------------|-------------|-------------|------------|-----------|-----------|-----------|------------|-------------|------------|-----------|--------------|-------------|-------------|----------|----------|----------|----------|----------|-----------|----------|--------------|
| | Rd | Strk | Avg. | SCIRP | S-AV | Lo | Hi | Rd | Strk | Avg. | SCIRP | Rd | Strk | Avg. | SCIRP | Win | T5 | T10 | T20 | 60 | 70 | <P | Rds/Tm |
| 2012-13 | 26 | 2,048 | 78.8 | +173 | 6.7 | 74 | 84 | 11 | 864 | 78.6 | +72 | 15 | 1,184 | 78.9 | +101 | 0 | 0 | 0 | 0 | 0 | 17 | 0 | 19/23 |
| 2013-14 | 6 | 496 | 82.7 | +61 | 10.2 | 79 | 92 | — | — | — | — | 6 | 496 | 82.7 | +61 | 0 | 0 | 0 | 0 | 0 | 2 | 0 | 1/3 |
| 2014-15 | 7 | 587 | 83.9 | +83 | 11.9 | 77 | 95 | 1 | 79 | 79.0 | +7 | 6 | 508 | 84.7 | +76 | 0 | 0 | 1 | 1 | 0 | 2 | 0 | 0/0 |
| TOTALS | 39 | 3,131 | 80.3 | +317 | 8.1 | 74 | 95 | 12 | 943 | 78.6 | +79 | 27 | 2,188 | 81.0 | +238 | 0 | 0 | 1 | 1 | 0 | 21 | 0 | 20/26 |



HALL

ERIN HALL • 5-5 • Colorado Springs, Colo. • Wasson • 1995

| Player | OVERALL | | | | | | | | | | | | | SPRING | | | | | FALL | | | | |
|---------|---------|-------|------|-------|------|----|-----|----|------|------|-------|----|------|--------|-------|-----|----|-----|------|----|----|----|--------|
| | Rd | Strk | Avg. | SCIRP | S-AV | Lo | Hi | Rd | Strk | Avg. | SCIRP | Rd | Strk | Avg. | SCIRP | Win | T5 | T10 | T20 | 60 | 70 | <P | Rds/Tm |
| 1994-95 | 20 | 1,775 | 88.8 | +371 | 18.6 | 45 | 102 | 11 | 963 | 87.6 | +207 | 9 | 812 | 90.2 | +164 | 0 | 0 | 0 | 1 | 0 | 0 | 0 | 18/20 |



HEFFER

KELLY HEFFER • 5-6 • Englewood, Colo. • Cherry Creek/Arizona • 1996-97

| Player | OVERALL | | | | | | | | | | | | | SPRING | | | | | FALL | | | | |
|---------------|-----------|--------------|-------------|-------------|------------|-----------|-----------|-----------|--------------|-------------|-------------|-----------|--------------|-------------|-------------|----------|----------|----------|----------|----------|-----------|----------|--------------|
| | Rd | Strk | Avg. | SCIRP | S-AV | Lo | Hi | Rd | Strk | Avg. | SCIRP | Rd | Strk | Avg. | SCIRP | Win | T5 | T10 | T20 | 60 | 70 | <P | Rds/Tm |
| 1995-96 | 14 | 1,156 | 82.6 | +151 | 10.8 | 74 | 92 | 14 | 1,156 | 82.6 | +151 | — | — | — | — | 0 | 0 | 1 | 1 | 0 | 3 | 0 | 14/14 |
| 1996-97 | 29 | 2,310 | 79.7 | +216 | 7.5 | 74 | 86 | 12 | 965 | 80.4 | +98 | 17 | 1,345 | 79.2 | +118 | 0 | 0 | 0 | 2 | 0 | 12 | 0 | 29/29 |
| TOTALS | 43 | 3,466 | 80.6 | +367 | 8.5 | 74 | 92 | 26 | 2,121 | 81.6 | +249 | 17 | 1,345 | 79.1 | +118 | 0 | 0 | 1 | 3 | 0 | 15 | 0 | 43/43 |



HICKEL

KIM HICKEL • 5-11 • Englewood, Colo. • Cherry Creek • 1995

| Player | OVERALL | | | | | | | | | | | | | SPRING | | | | | FALL | | | | |
|---------|---------|-------|------|-------|------|----|-----|----|------|------|-------|----|------|--------|-------|-----|----|-----|------|----|----|----|--------|
| | Rd | Strk | Avg. | SCIRP | S-AV | Lo | Hi | Rd | Strk | Avg. | SCIRP | Rd | Strk | Avg. | SCIRP | Win | T5 | T10 | T20 | 60 | 70 | <P | Rds/Tm |
| 1994-95 | 12 | 1,148 | 95.7 | +284 | 23.7 | 90 | 103 | 2 | 188 | 94.0 | +44 | 10 | 960 | 96.0 | +240 | 0 | 0 | 0 | 1 | 0 | 0 | 0 | 5/12 |



HOCH

HANNAH HOCH • 5-8 • Turlock, Calif. • Turlock • 2004-07


| Player | OVERALL | | | | | | | | | | | | | SPRING | | | | | FALL | | | | |
|---------------|------------|--------------|-------------|-------------|------------|-----------|-----------|-----------|--------------|-------------|-------------|-----------|--------------|-------------|-------------|----------|----------|-----------|-----------|----------|-----------|----------|----------------|
| | Rd | Strk | Avg. | SCIRP | S-AV | Lo | Hi | Rd | Strk | Avg. | SCIRP | Rd | Strk | Avg. | SCIRP | Win | T5 | T10 | T20 | 60 | 70 | <P | Rds/Tm |
| 2003-04 | 32 | 2,461 | 76.9 | +157 | 4.9 | 68 | 88 | 16 | 1,234 | 77.1 | +82 | 16 | 1,227 | 76.7 | +75 | 0 | 2 | 3 | 6 | 1 | 24 | 2 | 31/32 |
| 2004-05 | 31 | 2,318 | 74.8 | +86 | 2.8 | 69 | 83 | 17 | 1,293 | 76.1 | +69 | 14 | 1,025 | 73.2 | +17 | 2 | 3 | 6 | 9 | 2 | 28 | 4 | 31/31 |
| 2005-06 | 32 | 2,474 | 77.3 | +170 | 5.3 | 73 | 83 | 17 | 1,303 | 76.7 | +79 | 15 | 1,171 | 78.1 | +91 | 0 | 0 | 0 | 2 | 0 | 24 | 0 | 31/32 |
| 2006-07 | 25 | 1,933 | 77.3 | +133 | 5.3 | 71 | 84 | 13 | 1,014 | 78.0 | +78 | 12 | 919 | 76.6 | +55 | 0 | 0 | 2 | 3 | 0 | 17 | 1 | 17/22 |
| TOTALS | 120 | 9,186 | 76.6 | +546 | 4.6 | 68 | 88 | 63 | 4,844 | 76.9 | +308 | 57 | 4,342 | 76.2 | +238 | 2 | 5 | 11 | 20 | 3 | 93 | 7 | 110/117 |



JAKOBSSON

GABRIELLA JAKOBSSON • 5-8 • Stockholm, Sweden • Sodra Latin • 1998-99

| Player | OVERALL | | | | | | | | | | | | | SPRING | | | | | FALL | | | | |
|---------|-----------------|------|------|-------|------|----|----|----|------|------|-------|----|------|--------|-------|-----|----|-----|------|----|----|----|--------|
| | Rd | Strk | Avg. | SCIRP | S-AV | Lo | Hi | Rd | Strk | Avg. | SCIRP | Rd | Strk | Avg. | SCIRP | Win | T5 | T10 | T20 | 60 | 70 | <P | Rds/Tm |
| 1997-98 | Did Not Compete | | | | | | | | | | | | | | | | | | | | | | |
| 1998-99 | 3 | 258 | 86.0 | +42 | 14.0 | 82 | 90 | — | — | — | — | 3 | 258 | 86.0 | +42 | 0 | 0 | 0 | 0 | 0 | 0 | 0 | 0/0 |



KARI

MEAGHAN KARI • 5-7 • Windsor, Calif. • Windsor/Santa Clara • 2010-12

| Player | OVERALL | | | | | | | | | | | | | SPRING | | | | | FALL | | | | |
|---------------|-----------|--------------|-------------|-------------|------------|-----------|-----------|----------|------------|--------------|------------|-----------|--------------|-------------|-------------|----------|----------|----------|----------|----------|-----------|----------|--------------|
| | Rd | Strk | Avg. | SCIRP | S-AV | Lo | Hi | Rd | Strk | Avg. | SCIRP | Rd | Strk | Avg. | SCIRP | Win | T5 | T10 | T20 | 60 | 70 | <P | Rds/Tm |
| 2009-10 | 14 | 1,115 | 79.6 | +104 | 7.4 | 74 | 83 | 6 | 481 | 80.17 | +49 | 8 | 634 | 79.2 | +55 | 0 | 0 | 0 | 0 | 0 | 7 | 0 | 11/14 |
| 2010-11 | 11 | 882 | 80.2 | +96 | 8.7 | 73 | 84 | 3 | 246 | 82.00 | +36 | 8 | 636 | 79.5 | +60 | 0 | 0 | 0 | 0 | 0 | 3 | 0 | 0/0 |
| 2011-12 | 3 | 236 | 78.7 | +20 | 6.7 | 76 | 81 | — | — | — | — | 3 | 236 | 78.7 | +20 | 0 | 0 | 0 | 0 | 0 | 2 | 0 | 0/3 |
| TOTALS | 28 | 2,233 | 79.8 | +220 | 7.8 | 73 | 84 | 9 | 727 | 80.78 | +85 | 19 | 1,506 | 79.3 | +135 | 0 | 0 | 0 | 0 | 0 | 12 | 0 | 11/17 |



A. KEATING

ALEXIS KEATING • 5-6 • Elma, Wash. • Elma • 2013-p

| Player | OVERALL | | | | | | | | | | | | | SPRING | | | | | FALL | | | | |
|---------------|-----------|--------------|-------------|-------------|------------|-----------|-----------|-----------|--------------|-------------|-------------|-----------|--------------|-------------|-------------|----------|----------|----------|----------|----------|-----------|----------|--------------|
| | Rd | Strk | Avg. | SCIRP | S-AV | Lo | Hi | Rd | Strk | Avg. | SCIRP | Rd | Strk | Avg. | SCIRP | Win | T5 | T10 | T20 | 60 | 70 | <P | Rds/Tm |
| 2012-13 | 32 | 2,459 | 76.8 | +155 | 4.8 | 69 | 83 | 17 | 1,302 | 76.6 | +81 | 15 | 1,157 | 77.1 | +74 | 0 | 0 | 0 | 0 | 1 | 23 | 1 | 30/32 |
| 2013-14 | 32 | 2,483 | 77.6 | +175 | 5.5 | 71 | 87 | 20 | 1,540 | 77.0 | +102 | 12 | 943 | 78.6 | +73 | 0 | 0 | 0 | 2 | 0 | 22 | 1 | 25/32 |
| 2014-15 | 31 | 2,326 | 75.0 | +107 | 3.5 | 66 | 86 | 20 | 1,501 | 75.1 | +77 | 11 | 825 | 75.0 | +30 | 0 | 2 | 2 | 4 | 1 | 25 | 3 | 28/31 |
| TOTALS | 95 | 7,268 | 76.5 | +437 | 4.6 | 66 | 87 | 57 | 4,343 | 76.2 | +260 | 38 | 2,925 | 77.0 | +177 | 0 | 2 | 2 | 6 | 2 | 70 | 5 | 83/95 |



KERR

ERIN KERR • 5-7 • Phoenix, Ariz. • Xavier Prep/California • 2001-03

| Player | OVERALL | | | | | | | | | | | | | SPRING | | | | | FALL | | | | |
|---------------|-----------|--------------|-------------|-------------|------------|-----------|-----------|-----------|--------------|-------------|-------------|-----------|--------------|-------------|-------------|----------|----------|-----------|-----------|----------|-----------|----------|--------------|
| | Rd | Strk | Avg. | SCIRP | S-AV | Lo | Hi | Rd | Strk | Avg. | SCIRP | Rd | Strk | Avg. | SCIRP | Win | T5 | T10 | T20 | 60 | 70 | <P | Rds/Tm |
| 2000-01 | 29 | 2,244 | 77.4 | +156 | 5.4 | 69 | 87 | 15 | 1,167 | 77.8 | +87 | 14 | 1,077 | 76.9 | +69 | 0 | 2 | 2 | 6 | 1 | 22 | 1 | 29/29 |
| 2001-02 | 29 | 2,208 | 76.1 | +120 | 4.1 | 70 | 85 | 16 | 1,211 | 75.7 | +59 | 13 | 997 | 76.7 | +61 | 0 | 2 | 3 | 8 | 0 | 22 | 4 | 28/29 |
| 2002-03 | 31 | 2,350 | 75.8 | +121 | 3.9 | 71 | 85 | 15 | 1,149 | 76.6 | +72 | 16 | 1,201 | 75.1 | +49 | 0 | 4 | 5 | 7 | 0 | 25 | 4 | 29/31 |
| TOTALS | 89 | 6,802 | 76.4 | +397 | 4.5 | 69 | 87 | 46 | 3,527 | 76.7 | +218 | 43 | 3,275 | 76.2 | +179 | 0 | 8 | 10 | 21 | 1 | 69 | 9 | 86/89 |

ALL-TIME PLAYER STATISTICS



C. KIM

CHRISTINE KIM • 5-3 • Pahoehoe, Hawai'i • Waiakea • 2007-10

| Player | OVERALL | | | | | | | | | | | | | SPRING | | | | | FALL | | | | |
|---------------|------------|--------------|-------------|-------------|------------|-----------|-----------|-----------|--------------|-------------|-------------|-----------|--------------|-------------|-------------|----------|----------|----------|----------|----------|-----------|----------|--------------|
| | Rd | Strk | Avg. | SCIRP | S-AV | Lo | Hi | Rd | Strk | Avg. | SCIRP | Rd | Strk | Avg. | SCIRP | Win | T5 | T10 | T20 | 60 | 70 | <P | Rds/Tm |
| 2006-07 | 22 | 1,725 | 78.4 | +141 | 6.4 | 71 | 90 | 10 | 783 | 78.3 | +63 | 12 | 942 | 78.5 | +78 | 0 | 0 | 0 | 0 | 0 | 16 | 1 | 14/16 |
| 2007-08 | 20 | 1,566 | 78.3 | +134 | 6.7 | 72 | 87 | 20 | 1,566 | 78.3 | +134 | — | — | — | 0 | 0 | 1 | 1 | 0 | 12 | 0 | 16/20 | |
| 2008-09 | 27 | 2,141 | 79.3 | +188 | 7.0 | 72 | 90 | 18 | 1,428 | 79.4 | +130 | 9 | 712 | 79.1 | +58 | 0 | 0 | 0 | 1 | 0 | 16 | 0 | 20/27 |
| 2009-10 | 32 | 2,440 | 76.3 | +136 | 4.3 | 70 | 82 | 18 | 1,377 | 76.5 | +84 | 14 | 1,063 | 75.9 | +52 | 0 | 0 | 0 | 0 | 0 | 28 | 2 | 30/32 |
| TOTALS | 101 | 7,872 | 77.9 | +599 | 5.9 | 70 | 90 | 66 | 5,155 | 78.1 | +411 | 35 | 2,717 | 77.6 | +188 | 0 | 0 | 1 | 2 | 0 | 72 | 3 | 80/95 |



J. KIM

JULIE KIM • 5-4 • Port Coquitlam, British Columbia, Canada • British Columbia Christian Academy • 2007-10

| Player | OVERALL | | | | | | | | | | | | | SPRING | | | | | FALL | | | | |
|---------------|-----------|--------------|-------------|-------------|------------|-----------|-----------|-----------|--------------|-------------|-------------|-----------|--------------|-------------|-------------|----------|----------|----------|----------|----------|-----------|----------|--------------|
| | Rd | Strk | Avg. | SCIRP | S-AV | Lo | Hi | Rd | Strk | Avg. | SCIRP | Rd | Strk | Avg. | SCIRP | Win | T5 | T10 | T20 | 60 | 70 | <P | Rds/Tm |
| 2006-07 | 28 | 2,134 | 76.2 | +118 | 4.2 | 67 | 88 | 16 | 1,225 | 76.6 | +73 | 12 | 909 | 75.8 | +45 | 0 | 1 | 2 | 4 | 2 | 19 | 3 | 25/28 |
| 2007-08 | 21 | 1,600 | 76.2 | +91 | 4.3 | 69 | 83 | 6 | 462 | 77.0 | +36 | 15 | 1,138 | 75.9 | +55 | 0 | 0 | 1 | 4 | 1 | 17 | 2 | 20/21 |
| 2008-09 | 25 | 1,918 | 76.7 | +112 | 4.5 | 71 | 84 | 16 | 1,235 | 77.2 | +80 | 9 | 683 | 75.9 | +32 | 0 | 0 | 0 | 1 | 0 | 19 | 1 | 21/25 |
| 2009-10 | 18 | 1,394 | 77.4 | +98 | 5.4 | 72 | 82 | 6 | 473 | 78.8 | +44 | 12 | 921 | 76.8 | +54 | 0 | 0 | 0 | 0 | 0 | 14 | 0 | 13/15 |
| TOTALS | 92 | 7,046 | 76.6 | +419 | 4.6 | 67 | 88 | 44 | 3,395 | 77.2 | +233 | 48 | 3,651 | 76.1 | +186 | 0 | 1 | 3 | 9 | 3 | 69 | 6 | 79/89 |



KO

CIERRA KO • 5-3 • Colorado Springs, Colo. • Harrison • 2006-09

| Player | OVERALL | | | | | | | | | | | | | SPRING | | | | | FALL | | | | |
|---------------|-----------|--------------|-------------|-------------|-------------|-----------|-----------|-----------|--------------|-------------|-------------|-----------|--------------|-------------|-------------|----------|----------|----------|----------|----------|-----------|----------|--------------|
| | Rd | Strk | Avg. | SCIRP | S-AV | Lo | Hi | Rd | Strk | Avg. | SCIRP | Rd | Strk | Avg. | SCIRP | Win | T5 | T10 | T20 | 60 | 70 | <P | Rds/Tm |
| 2005-06 | 6 | 487 | 81.2 | +55 | 9.2 | 79 | 85 | — | — | — | — | 6 | 487 | 81.2 | +55 | 0 | 0 | 0 | 0 | 0 | 1 | 0 | 1/6 |
| 2006-07 | 3 | 241 | 80.3 | +25 | 8.3 | 78 | 85 | — | — | — | — | 3 | 241 | 80.3 | +25 | 0 | 0 | 0 | 0 | 0 | 2 | 0 | 0/0 |
| 2007-08 | 29 | 2,400 | 82.8 | +311 | 10.7 | 75 | 92 | 14 | 1,156 | 82.6 | +150 | 15 | 1,244 | 82.9 | +161 | 0 | 0 | 0 | 0 | 0 | 6 | 0 | 13/29 |
| 2008-09 | 6 | 491 | 81.8 | +59 | 9.8 | 77 | 86 | 3 | 241 | 80.3 | +25 | 3 | 250 | 83.3 | +34 | 0 | 0 | 0 | 0 | 0 | 2 | 0 | 0/0 |
| TOTALS | 44 | 3,619 | 82.3 | +450 | 10.2 | 75 | 92 | 17 | 1,397 | 82.2 | +175 | 27 | 2,222 | 82.3 | +275 | 0 | 0 | 0 | 0 | 0 | 11 | 0 | 14/35 |



KOTH

LINDSAY KOTH • 5-6 • Middleton, Wisc. • Edgewood • 2004-07

| Player | OVERALL | | | | | | | | | | | | | SPRING | | | | | FALL | | | | |
|---------------|-----------|--------------|-------------|-------------|------------|-----------|-----------|-----------|--------------|-------------|-------------|-----------|--------------|-------------|-------------|----------|----------|----------|----------|----------|-----------|----------|--------------|
| | Rd | Strk | Avg. | SCIRP | S-AV | Lo | Hi | Rd | Strk | Avg. | SCIRP | Rd | Strk | Avg. | SCIRP | Win | T5 | T10 | T20 | 60 | 70 | <P | Rds/Tm |
| 2003-04 | 4 | 337 | 84.3 | +49 | 12.3 | 83 | 86 | 2 | 169 | 84.5 | +25 | 2 | 168 | 84.0 | +24 | 0 | 0 | 0 | 0 | 0 | 0 | 0 | 1/2 |
| 2004-05 | 5 | 400 | 80.0 | +40 | 8.0 | 76 | 83 | 3 | 240 | 80.0 | +24 | 2 | 160 | 80.0 | +16 | 0 | 0 | 0 | 0 | 0 | 2 | 0 | 0/0 |
| 2005-06 | 26 | 2,072 | 79.7 | +200 | 7.7 | 73 | 88 | 17 | 1,337 | 78.7 | +113 | 9 | 735 | 81.7 | +87 | 0 | 0 | 0 | 0 | 0 | 15 | 0 | 14/22 |
| 2006-07 | 12 | 940 | 78.3 | +76 | 6.3 | 72 | 82 | 3 | 232 | 77.3 | +16 | 9 | 708 | 78.7 | +60 | 0 | 0 | 0 | 0 | 0 | 7 | 0 | 6/6 |
| TOTALS | 47 | 3,749 | 79.8 | +365 | 7.8 | 72 | 88 | 25 | 1,978 | 79.1 | +178 | 22 | 1,771 | 80.5 | +187 | 0 | 0 | 0 | 0 | 0 | 24 | 0 | 21/30 |



LEE

ESTHER LEE • 5-6 • Los Alamitos, Calif. • Los Alamitos/Duke • 2015-p

| Player | OVERALL | | | | | | | | | | | | | SPRING | | | | | FALL | | | | |
|---------|---------|-------|------|-------|------|----|----|----|-------|------|-------|----|------|--------|-------|-----|----|-----|------|----|----|----|--------|
| | Rd | Strk | Avg. | SCIRP | S-AV | Lo | Hi | Rd | Strk | Avg. | SCIRP | Rd | Strk | Avg. | SCIRP | Win | T5 | T10 | T20 | 60 | 70 | <P | Rds/Tm |
| 2014-15 | 31 | 2,264 | 73.0 | +40 | 1.3 | 67 | 79 | 20 | 1,445 | 72.3 | +16 | 11 | 819 | 74.5 | +24 | 1 | 3 | 7 | 10 | 5 | 26 | 8 | 31/31 |



LINTON

LINDASUE LINTON • 5-6 • Northglenn, Colo. • Skyline • 1995-98

| Player | OVERALL | | | | | | | | | | | | | SPRING | | | | | FALL | | | | |
|---------------|-----------|--------------|-------------|---------------|-------------|-----------|------------|-----------|--------------|-------------|-------------|-----------|--------------|-------------|-------------|----------|----------|----------|----------|----------|----------|----------|--------------|
| | Rd | Strk | Avg. | SCIRP | S-AV | Lo | Hi | Rd | Strk | Avg. | SCIRP | Rd | Strk | Avg. | SCIRP | Win | T5 | T10 | T20 | 60 | 70 | <P | Rds/Tm |
| 1994-95 | 12 | 1,077 | 89.8 | +249 | 20.8 | 46 | 103 | 11 | 981 | 89.2 | +225 | 1 | 96 | 96.0 | +24 | 0 | 0 | 0 | 2 | 0 | 0 | 0 | 7/12 |
| 1995-96 | 26 | 2,242 | 86.2 | +373 | 14.4 | 79 | 109 | 12 | 1,040 | 86.7 | +179 | 14 | 1,202 | 85.9 | +194 | 0 | 0 | 0 | 0 | 0 | 1 | 0 | 19/26 |
| 1996-97 | 29 | 2,473 | 85.3 | +379 | 13.1 | 79 | 93 | 12 | 1,021 | 85.1 | +154 | 17 | 1,452 | 85.4 | +225 | 0 | 0 | 0 | 0 | 0 | 3 | 0 | 23/29 |
| 1997-98 | 14 | 1,184 | 84.6 | +178 | 12.1 | 77 | 90 | 8 | 686 | 85.8 | +112 | 6 | 498 | 83.0 | +66 | 0 | 0 | 0 | 0 | 0 | 2 | 0 | 9/14 |
| TOTALS | 81 | 6,976 | 86.1 | +1,179 | 14.6 | 46 | 109 | 43 | 3,728 | 86.7 | +670 | 38 | 3,248 | 85.5 | +509 | 0 | 0 | 0 | 0 | 0 | 6 | 0 | 58/81 |



MALCOLM

JESSIE MALCOLM • 5-6 • Scottsdale, Ariz. • Chaparral • 2003-06

| Player | OVERALL | | | | | | | | | | | | | SPRING | | | | | FALL | | | | |
|---------------|-----------|--------------|-------------|-------------|------------|-----------|-----------|-----------|--------------|-------------|-------------|-----------|--------------|-------------|-------------|----------|----------|----------|----------|----------|-----------|----------|--------------|
| | Rd | Strk | Avg. | SCIRP | S-AV | Lo | Hi | Rd | Strk | Avg. | SCIRP | Rd | Strk | Avg. | SCIRP | Win | T5 | T10 | T20 | 60 | 70 | <P | Rds/Tm |
| 2002-03 | 4 | 327 | 81.8 | +39 | 9.8 | 79 | 85 | — | — | — | — | 4 | 327 | 81.8 | +39 | 0 | 0 | 0 | 0 | 0 | 1 | 0 | 1/2 |
| 2003-04 | 21 | 1,744 | 83.1 | +232 | 11.1 | 71 | 92 | 11 | 928 | 84.4 | +136 | 10 | 816 | 81.6 | +96 | 0 | 0 | 0 | 0 | 0 | 4 | 1 | 11/17 |
| 2004-05 | 28 | 2,242 | 80.1 | +229 | 8.2 | 71 | 91 | 17 | 1,354 | 79.7 | +133 | 11 | 888 | 80.7 | +96 | 0 | 0 | 0 | 0 | 0 | 10 | 0 | 16/28 |
| 2005-06 | 12 | 949 | 79.1 | +85 | 7.1 | 75 | 82 | — | — | — | — | 12 | 949 | 79.1 | +85 | 0 | 0 | 0 | 0 | 0 | 7 | 0 | 8/9 |
| TOTALS | 65 | 5,262 | 81.0 | +585 | 9.0 | 71 | 92 | 28 | 2,282 | 81.5 | +269 | 37 | 2,980 | 80.5 | +316 | 0 | 0 | 0 | 0 | 0 | 22 | 1 | 36/56 |



MOULLET

LYNN ANN MORETTO • 5-2 • Englewood, Colo. • Cherry Creek/Mississippi • 2000-03

| Player | OVERALL | | | | | | | | | | | | | SPRING | | | | | FALL | | | | |
|---------------|------------------|--------------|-------------|-------------|------------|-----------|-----------|-----------|--------------|-------------|-------------|-----------|--------------|-------------|-------------|----------|----------|----------|----------|----------|-----------|----------|--------------|
| | Rd | Strk | Avg. | SCIRP | S-AV | Lo | Hi | Rd | Strk | Avg. | SCIRP | Rd | Strk | Avg. | SCIRP | Win | T5 | T10 | T20 | 60 | 70 | <P | Rds/Tm |
| 1999-2000 | 25 | 2,015 | 80.6 | +215 | 8.6 | 74 | 91 | 14 | 1,145 | 81.8 | +137 | 11 | 870 | 79.1 | +78 | 0 | 0 | 0 | 0 | 0 | 11 | 0 | 21/25 |
| 2000-01 | Medical Hardship | | | | | | | | | | | | | | | | | | | | | | |
| 2001-02 | 21 | 1,711 | 81.5 | +199 | 9.5 | 69 | 93 | 8 | 679 | 84.9 | +103 | 13 | 1,032 | 79.4 | +96 | 0 | 0 | 0 | 1 | 1 | 7 | 1 | 13/19 |
| 2002-03 | 11 | 884 | 80.4 | +92 | 8.4 | 77 | 86 | — | — | — | — | 11 | 884 | 80.4 | +92 | 0 | 0 | 0 | 1 | 0 | 7 | 0 | 7/11 |
| TOTALS | 57 | 4,610 | 80.9 | +506 | 8.9 | 69 | 93 | 22 | 1,824 | 82.9 | +240 | 35 | 2,786 | 79.6 | +266 | 0 | 0 | 0 | 4 | 1 | 25 | 1 | 41/55 |



MORETTO

KYLEE MOULLET • 5-7 • Bozeman, Mont. • Bozeman • 1995-98

| Player | OVERALL | | | | | | | | | | | | | SPRING | | | | | FALL | | | | |
|---------|---------|-------|------|-------|------|----|-----|----|------|------|-------|----|------|--------|-------|-----|----|-----|------|----|----|----|--------|
| | Rd | Strk | Avg. | SCIRP | S-AV | Lo | Hi | Rd | Strk | Avg. | SCIRP | Rd | Strk | Avg. | SCIRP | Win | T5 | T10 | T20 | 60 | 70 | <P | Rds/Tm |
| 1994-95 | 18 | 1,604 | 89.1 | +344 | 19.1 | 45 | 104 | 11 | 942 | 85.6 | +186 | 7 | 662 | 94.6 | +158 | 0 | 0 | 1 | 2 | 0 | 1 | 0 | 14/18 |
| 1995-96 | 25 | 2,1 | | | | | | | | | | | | | | | | | | | | | |

ALL-TIME PLAYER STATISTICS



NOLAN

KATY NOLAN

• 5-2 • Saline, Mich. • Saline • 1998-2001

| Player | OVERALL | | | | | | | | | | | | | SPRING | | | FALL | | | Win | T5 | T10 | T20 | 60 | 70 | <P | Rds/Tm |
|---------------|-----------|--------------|-------------|-------------|------------|-----------|-----------|-----------|--------------|-------------|-------------|-----------|--------------|--------------|-------------|----------|----------|----------|----------|----------|-----------|----------|--------------|----|----|----|--------|
| | Rd | Strk | Avg. | SCIRP | S-AV | Lo | Hi | Rd | Strk | Avg. | SCIRP | Rd | Strk | Avg. | SCIRP | | | | | | | | | | | | |
| 1997-98 | 5 | 431 | 86.2 | +71 | 14.2 | 81 | 90 | 2 | 175 | 87.5 | +31 | 3 | 256 | 85.3 | +40 | 0 | 0 | 0 | 0 | 0 | 0 | 0 | 2/5 | | | | |
| 1998-99 | 9 | 733 | 81.4 | +85 | 9.4 | 77 | 88 | 3 | 250 | 83.3 | +34 | 6 | 483 | 80.5 | +51 | 0 | 0 | 0 | 0 | 0 | 3 | 0 | 5/9 | | | | |
| 1999-2000 | 31 | 2,527 | 81.5 | +295 | 9.5 | 72 | 89 | 17 | 1,387 | 81.6 | +163 | 14 | 1,140 | 81.4 | +132 | 0 | 0 | 0 | 1 | 0 | 12 | 0 | 19/28 | | | | |
| 2000-01 | 17 | 1,339 | 78.8 | +115 | 6.8 | 73 | 84 | 15 | 1,188 | 79.2 | +108 | 2 | 151 | 75.5 | +7 | 0 | 0 | 1 | 2 | 0 | 13 | 0 | 15/17 | | | | |
| TOTALS | 62 | 5,030 | 81.1 | +566 | 9.1 | 72 | 90 | 37 | 3,000 | 81.1 | +336 | 25 | 2,030 | +81.2 | +230 | 0 | 0 | 1 | 3 | 0 | 28 | 0 | 41/61 | | | | |




NOON

ABBY NOON

• 5-3 • Fort Collins, Colo. • Arcata • 1999-2000

| Player | OVERALL | | | | | | | | | | | | | SPRING | | | FALL | | | Win | T5 | T10 | T20 | 60 | 70 | <P | Rds/Tm |
|---------------|-----------|--------------|-------------|-------------|-------------|-----------|-----------|-----------|--------------|-------------|-------------|----------|------------|-------------|------------|----------|----------|----------|----------|----------|----------|----------|--------------|----|----|----|--------|
| | Rd | Strk | Avg. | SCIRP | S-AV | Lo | Hi | Rd | Strk | Avg. | SCIRP | Rd | Strk | Avg. | SCIRP | | | | | | | | | | | | |
| 1998-99 | 16 | 1,327 | 82.9 | +175 | 10.9 | 75 | 93 | 10 | 811 | 81.1 | +91 | 6 | 516 | 86.0 | +84 | 0 | 0 | 0 | 0 | 0 | 5 | 0 | 9/13 | | | | |
| 1999-2000 | 5 | 418 | 83.6 | +58 | 11.6 | 75 | 89 | 3 | 259 | 86.3 | +43 | 2 | 159 | 79.5 | +15 | 0 | 0 | 0 | 0 | 0 | 1 | 0 | 2/3 | | | | |
| TOTALS | 21 | 1,745 | 83.1 | +233 | 11.1 | 75 | 93 | 13 | 1,070 | 82.3 | +134 | 8 | 675 | 84.4 | +99 | 0 | 0 | 0 | 0 | 0 | 6 | 0 | 11/16 | | | | |



OLEKSIEW

JAMIE OLEKSIEW

• 5-5 • Vancouver, British Columbia • IMG Pendleton, Fla. • 2013-p

| Player | OVERALL | | | | | | | | | | | | | SPRING | | | FALL | | | Win | T5 | T10 | T20 | 60 | 70 | <P | Rds/Tm |
|---------------|-----------|--------------|-------------|-------------|------------|-----------|-----------|-----------|--------------|-------------|-------------|-----------|--------------|-------------|-------------|----------|----------|----------|----------|----------|-----------|----------|--------------|----|----|----|--------|
| | Rd | Strk | Avg. | SCIRP | S-AV | Lo | Hi | Rd | Strk | Avg. | SCIRP | Rd | Strk | Avg. | SCIRP | | | | | | | | | | | | |
| 2012-13 | 23 | 1,771 | 77.0 | +115 | 5.0 | 72 | 83 | 17 | 1,308 | 76.9 | +87 | 6 | 463 | 77.2 | +28 | 0 | 0 | 0 | 0 | 0 | 18 | 0 | 17/20 | | | | |
| 2013-14 | 31 | 2,400 | 77.4 | +164 | 5.3 | 72 | 86 | 19 | 1,500 | 78.9 | +134 | 12 | 900 | 75.0 | +30 | 0 | 0 | 0 | 2 | 0 | 24 | 0 | 26/31 | | | | |
| 2014-15 | 29 | 2,284 | 78.8 | +202 | 7.0 | 73 | 86 | 18 | 1,425 | 79.2 | +138 | 11 | 859 | 78.1 | +64 | 0 | 0 | 0 | 1 | 0 | 17 | 0 | 17/29 | | | | |
| TOTALS | 83 | 6,455 | 77.7 | +481 | 5.7 | 72 | 86 | 54 | 4,233 | 78.3 | +359 | 29 | 2,222 | 76.6 | +122 | 0 | 0 | 0 | 3 | 0 | 59 | 0 | 60/80 | | | | |



PARKHILL

ANDREA PARKHILL

• 5-7 • Carson City, Nev. • Carson City • 1995

| Player | OVERALL | | | | | | | | | | | | | SPRING | | | FALL | | | Win | T5 | T10 | T20 | 60 | 70 | <P | Rds/Tm |
|---------|---------|------|-------|-------|------|-----|-----|----|------|------|-------|----|------|--------|-------|---|------|---|---|-----|----|-----|-----|-----|----|----|--------|
| | Rd | Strk | Avg. | SCIRP | S-AV | Lo | Hi | Rd | Strk | Avg. | SCIRP | Rd | Strk | Avg. | SCIRP | | | | | | | | | | | | |
| 1994-95 | 1 | 102 | 102.0 | +30 | 30.0 | 102 | 102 | — | — | — | — | 1 | 102 | 102.0 | +30 | 0 | 0 | 0 | 1 | 0 | 0 | 0 | 0 | 0/1 | | | |



C.PERSSON-GULDA

CHARLOTTE PERSSON-GULDA

• 5-3 • Halmstad, Sweden • Kattegatt • 2005-06

| Player | OVERALL | | | | | | | | | | | | | SPRING | | | FALL | | | Win | T5 | T10 | T20 | 60 | 70 | <P | Rds/Tm |
|---------------|-----------|--------------|-------------|-------------|-------------|-----------|-----------|----------|------------|-------------|------------|-----------|------------|-------------|-------------|----------|----------|----------|----------|----------|----------|----------|------------|----|----|----|--------|
| | Rd | Strk | Avg. | SCIRP | S-AV | Lo | Hi | Rd | Strk | Avg. | SCIRP | Rd | Strk | Avg. | SCIRP | | | | | | | | | | | | |
| 2004-05 | 8 | 685 | 85.6 | +109 | 13.6 | 79 | 97 | — | — | — | 8 | 685 | 85.6 | +109 | 0 | 0 | 0 | 0 | 0 | 1 | 0 | 0 | 0/3 | | | | |
| 2005-06 | 5 | 421 | 84.2 | +61 | 12.2 | 81 | 78 | 2 | 166 | 83.0 | +22 | 3 | 255 | 85.0 | +39 | 0 | 0 | 0 | 0 | 0 | 0 | 0 | 1/2 | | | | |
| TOTALS | 13 | 1,106 | 85.1 | +170 | 13.1 | 79 | 97 | 2 | 166 | 83.0 | +22 | 11 | 940 | 85.5 | +148 | 0 | 0 | 0 | 0 | 0 | 1 | 0 | 1/5 | | | | |



M.PERSSON GULDA

MARIA PERSSON-GULDA

• 5-3 • Halmstad, Sweden • Kattegatt • 2003-06

| Player | OVERALL | | | | | | | | | | | | | SPRING | | | FALL | | | Win | T5 | T10 | T20 | 60 | 70 | <P | Rds/Tm |
|---------------|------------|--------------|-------------|-------------|------------|-----------|-----------|-----------|--------------|-------------|-------------|-----------|--------------|-------------|-------------|----------|----------|----------|-----------|----------|-----------|----------|----------------|----|----|----|--------|
| | Rd | Strk | Avg. | SCIRP | S-AV | Lo | Hi | Rd | Strk | Avg. | SCIRP | Rd | Strk | Avg. | SCIRP | | | | | | | | | | | | |
| 2002-03 | 28 | 2,233 | 79.8 | +220 | 7.9 | 73 | 87 | 15 | 1,206 | 80.4 | +129 | 13 | 1,027 | 79.0 | +91 | 0 | 0 | 0 | 1 | 0 | 14 | 0 | 22/28 | | | | |
| 2003-04 | 32 | 2,475 | 77.3 | +171 | 5.3 | 71 | 87 | 16 | 1,268 | 79.3 | +116 | 16 | 1,207 | 75.4 | +55 | 0 | 1 | 1 | 6 | 0 | 21 | 1 | 30/32 | | | | |
| 2004-05 | 31 | 2,392 | 77.2 | +160 | 5.2 | 70 | 88 | 17 | 1,335 | 78.5 | +111 | 14 | 1,057 | 75.5 | +49 | 0 | 1 | 2 | 4 | 0 | 23 | 1 | 30/31 | | | | |
| 2005-06 | 32 | 2,445 | 76.4 | +141 | 4.4 | 71 | 84 | 17 | 1,293 | 76.1 | +69 | 15 | 1,152 | 76.8 | +72 | 0 | 1 | 2 | 4 | 0 | 27 | 2 | 30/32 | | | | |
| TOTALS | 123 | 9,545 | 77.6 | +692 | 5.6 | 70 | 88 | 65 | 5,102 | 78.5 | +425 | 58 | 4,443 | 76.6 | +267 | 0 | 3 | 5 | 15 | 0 | 85 | 4 | 112/123 | | | | |



PRITCHARD

JO PRITCHARD

• 5-6 • Newport, South Wales, Australia • St. Joseph's • 2001-02

| Player | OVERALL | | | | | | | | | | | | | SPRING | | | FALL | | | Win | T5 | T10 | T20 | 60 | 70 | <P | Rds/Tm |
|---------------|-----------|--------------|-------------|-------------|------------|-----------|-----------|-----------|------------|-------------|-------------|-----------|--------------|-------------|-------------|----------|----------|----------|----------|----------|-----------|----------|--------------|----|----|----|--------|
| | Rd | Strk | Avg. | SCIRP | S-AV | Lo | Hi | Rd | Strk | Avg. | SCIRP | Rd | Strk | Avg. | SCIRP | | | | | | | | | | | | |
| 2000-01 | 23 | 1,851 | 80.5 | +195 | 8.5 | 74 | 92 | 9 | 741 | 82.3 | +93 | 14 | 1,110 | 79.3 | +102 | 0 | 0 | 0 | 1 | 0 | 12 | 0 | 18/23 | | | | |
| 2001-02 | 10 | 779 | 77.9 | +59 | 5.9 | 74 | 82 | 3 | 227 | 75.7 | +11 | 7 | 552 | 78.9 | +48 | 0 | 0 | 1 | 2 | 0 | 8 | 0 | 7/8 | | | | |
| TOTALS | 33 | 2,630 | 79.7 | +254 | 7.7 | 74 | 92 | 12 | 968 | 80.7 | +104 | 21 | 1,662 | 79.1 | +150 | 0 | 0 | 1 | 3 | 0 | 20 | 0 | 25/31 | | | | |



PYTLEWSKI

DOMINIQUE PYTLEWSKI

• 5-6 • Vancouver, British Columbia, Canada • St. Thomas Aquinas • 2007-10

| Player | OVERALL | | | | | | | | | | | | | SPRING | | | FALL | | | Win | T5 | T10 | T20 | 60 | 70 | <P | Rds/Tm |
|---------------|------------|--------------|-------------|-------------|------------|-----------|-----------|-----------|--------------|-------------|-------------|-----------|--------------|-------------|-------------|----------|----------|----------|----------|----------|-----------|-----------|----------------|----|----|----|--------|
| | Rd | Strk | Avg. | SCIRP | S-AV | Lo | Hi | Rd | Strk | Avg. | SCIRP | Rd | Strk | Avg. | SCIRP | | | | | | | | | | | | |
| 2006-07 | 31 | 2,410 | 77.7 | +178 | 5.7 | 72 | 86 | 16 | 1,246 | 77.9 | +94 | 15 | 1,164 | 77.6 | +84 | 0 | 0 | 1 | 1 | 0 | 24 | 0 | 23/31 | | | | |
| 2007-08 | 35 | 2,674 | 76.4 | +159 | 4.5 | 70 | 90 | 20 | 1,562 | 78.1 | +130 | 15 | 1,112 | 74.1 | +29 | 1 | 3 | 5 | 5 | 0 | 28 | 5 | 32/35 | | | | |
| 2008-09 | 33 | 2,541 | 77.0 | +156 | 4.7 | 68 | 89 | 18 | 1,405 | 78.1 | +106 | 15 | 1,136 | 75.7 | +50 | 0 | 0 | 1 | 1 | 2 | 22 | 7 | 27/33 | | | | |
| 2009-10 | 29 | 2,277 | 78.5 | +189 | 6.5 | 71 | 89 | 15 | 1,204 | 80.3 | +127 | 14 | 1,073 | 76.64 | +62 | 0 | 0 | 0 | 1 | 0 | 17 | 1 | 19/29 | | | | |
| TOTALS | 128 | 9,902 | 77.4 | +682 | 5.3 | 68 | 90 | 69 | 5,415 | 78.5 | +457 | 59 | 4,485 | 76.0 | +225 | 1 | 0 | 7 | 8 | 2 | 91 | 13 | 101/128 | | | | |



RELLA

ALLISON RELLA

• 5-7 • Cranbrook, British Columbia, Canada • Mount Baker Secondary • 2002-05

| Player | OVERALL | | | | | | | | | | | | | SPRING | | | FALL | | | Win | T5 | T10 | T20 | 60 | 70 | <P | Rds/Tm |
|---------------|---------|-------|------|-------|------|----|----|----|-------|------|-------|----|-------|--------|-------|---|------|---|---|-----|----|-----|-------|----|----|----|--------|
| | Rd | Strk | Avg. | SCIRP | S-AV | Lo | Hi | Rd | Strk | Avg. | SCIRP | Rd | Strk | Avg. | SCIRP | | | | | | | | | | | | |
| 2001-02 | 26 | 2,063 | 79.4 | +191 | 7.4 | 72 | 88 | 13 | 1,035 | 79.6 | +99 | 13 | 1,028 | 79.1 | +92 | 0 | 0 | 1 | 1 | 0 | 14 | 0 | 22/26 | | | | |
| 2002-03 | 30 | 2,336 | 77.9 | +179 | 6.0 | 72 | 87 | 15 | 1,182 | 78.8 | +105 | 15 | 1,154 | 76.9 | +74 | 0 | 1 | 1 | 4 | 0 | 22 | 0 | 27/30 | | | | |
| 2003-04 | 29 | 2,302 | 79.4 | +214 | 7.4 | 71 | 93 | 13 | 1,047 | 80.5 | +111 | 16 | 1,255 | 78.4 | +103 | 0 | 1 | 1 | 4 | 0 | 16 | 1 | 23/27 | | | | |
| 2004-05 | 28 | 2,144 | 76.6 | +125 | 4.5 | 70 | 82 | 14 | 1,083 | 77.4 | +72 | 14 | 1,061 | 75.8 | +53 | 0 | 2 | 2 | 6 | 0 | 21 | 1 | 28/28 | | | | |
| TOTALS | | | | | | | | | | | | | | | | | | | | | | | | | | | |

ALL-TIME PLAYER STATISTICS



SENGER

LINDSAY SENGER • 5-8 • Louisville, Colo. • Monarch • 2005-08

| Player | OVERALL | | | SPRING | | | | | | | | | | FALL | | | | | | | | | |
|---------------|------------|--------------|-------------|-------------|------------|-----------|-----------|-----------|--------------|-------------|-------------|-----------|--------------|-------------|-------------|----------|----------|----------|----------|----------|-----------|----------|---------------|
| | Rd | Strk | Avg. | SCIRP | S-AV | Lo | Hi | Rd | Strk | Avg. | SCIRP | Rd | Strk | Avg. | SCIRP | Win | T5 | T10 | T20 | 60 | 70 | <P | Rds/Tm |
| 2004-05 | 19 | 1,566 | 82.4 | +195 | 10.3 | 75 | 93 | 8 | 687 | 85.9 | +108 | 11 | 879 | 79.9 | +87 | 0 | 0 | 0 | 0 | 0 | 7 | 0 | 9/15 |
| 2005-06 | 26 | 2,082 | 80.1 | +210 | 8.1 | 74 | 85 | 17 | 1,354 | 79.7 | +130 | 9 | 728 | 80.9 | +80 | 0 | 0 | 0 | 0 | 0 | 14 | 0 | 17/26 |
| 2006-07 | 29 | 2,227 | 76.8 | +139 | 4.8 | 70 | 83 | 14 | 1,069 | 76.4 | +61 | 15 | 1,158 | 77.2 | +78 | 0 | 1 | 2 | 3 | 0 | 21 | 2 | 22/27 |
| 2007-08 | 35 | 2,708 | 77.4 | +193 | 5.5 | 71 | 87 | 20 | 1,564 | 78.2 | +132 | 15 | 1,144 | 76.3 | +61 | 0 | 0 | 1 | 2 | 0 | 26 | 1 | 34/35 |
| TOTALS | 109 | 8,583 | 78.7 | +737 | 6.8 | 70 | 93 | 59 | 4,674 | 79.2 | +431 | 50 | 3,909 | 78.2 | +306 | 0 | 1 | 3 | 5 | 0 | 68 | 3 | 82/103 |



SENNETT

NICOLE SENNETT • 5-7 • Harvey's Lake, Pa. • Bishop O'Reilly • 1995


| Player | OVERALL | | | SPRING | | | | | | | | | | FALL | | | | | | | | | | |
|---------|---------|-------|------|--------|------|----|----|----|------|------|-------|----|-------|------|-------|-----|----|-----|-----|----|----|----|--------|-------|
| | Rd | Strk | Avg. | SCIRP | S-AV | Lo | Hi | Rd | Strk | Avg. | SCIRP | Rd | Strk | Avg. | SCIRP | Win | T5 | T10 | T20 | 60 | 70 | <P | Rds/Tm | |
| 1994-95 | 25 | 2,129 | 85.2 | +332 | 13.3 | 76 | 91 | 11 | 950 | 86.4 | +161 | 14 | 1,179 | 84.2 | +171 | 0 | 0 | 0 | 0 | 0 | 0 | 2 | 0 | 23/25 |



SIMICH

STEPHANIE SIMICH • 6-0 • Mississauga, Ontario, Canada • Clarkson Secondary • 2008-10

| Player | OVERALL | | | SPRING | | | | | | | | | | FALL | | | | | | | | | |
|---------------|-----------|--------------|-------------|-------------|------------|-----------|-----------|-----------|--------------|-------------|-------------|-----------|--------------|-------------|-------------|----------|----------|----------|----------|----------|-----------|----------|--------------|
| | Rd | Strk | Avg. | SCIRP | S-AV | Lo | Hi | Rd | Strk | Avg. | SCIRP | Rd | Strk | Avg. | SCIRP | Win | T5 | T10 | T20 | 60 | 70 | <P | Rds/Tm |
| 2007-08 | 35 | 2,736 | 78.2 | +221 | 6.3 | 69 | 89 | 20 | 1,561 | 78.1 | +129 | 15 | 1,175 | 78.3 | +92 | 0 | 0 | 0 | 2 | 1 | 21 | 2 | 30/35 |
| 2008-09 | 30 | 2,340 | 78.0 | +174 | 5.8 | 71 | 89 | 18 | 1,414 | 75.6 | +115 | 12 | 926 | 77.2 | +59 | 0 | 0 | 1 | 2 | 0 | 21 | 1 | 24/30 |
| 2009-10 | 17 | 1,340 | 78.8 | +116 | 6.8 | 73 | 88 | 9 | 702 | 78.0 | +54 | 8 | 638 | 79.8 | +62 | 0 | 0 | 0 | 0 | 0 | 10 | 0 | 11/14 |
| TOTALS | 83 | 6,416 | 78.2 | +511 | 6.2 | 69 | 89 | 47 | 3,677 | 78.2 | +298 | 35 | 2,739 | 78.3 | +213 | 0 | 0 | 1 | 4 | 1 | 52 | 3 | 65/80 |



SNOWGREN

KATRINA SNOWGREN • 5-7 • Kingwood, Texas • Kingwood • 1997

| Player | OVERALL | | | SPRING | | | | | | | | | | FALL | | | | | | | | | | |
|---------|---------|-------|------|--------|------|----|----|----|------|------|-------|----|-------|------|-------|-----|----|-----|-----|----|----|----|--------|-------|
| | Rd | Strk | Avg. | SCIRP | S-AV | Lo | Hi | Rd | Strk | Avg. | SCIRP | Rd | Strk | Avg. | SCIRP | Win | T5 | T10 | T20 | 60 | 70 | <P | Rds/Tm | |
| 1996-97 | 21 | 1,806 | 86.0 | +285 | 13.6 | 80 | 96 | 9 | 780 | 86.7 | +129 | 12 | 1,026 | 85.5 | +156 | 0 | 0 | 0 | 0 | 0 | 0 | 0 | 0 | 16/21 |



STETSER

JOEY STETSER • 5-9 • Phoenix, Ariz. • Shadow Mountain • 2002-04

| Player | OVERALL | | | SPRING | | | | | | | | | | FALL | | | | | | | | | |
|---------------|-----------|--------------|-------------|-------------|------------|-----------|-----------|-----------|--------------|-------------|-------------|-----------|--------------|-------------|-------------|----------|----------|----------|----------|----------|-----------|----------|--------------|
| | Rd | Strk | Avg. | SCIRP | S-AV | Lo | Hi | Rd | Strk | Avg. | SCIRP | Rd | Strk | Avg. | SCIRP | Win | T5 | T10 | T20 | 60 | 70 | <P | Rds/Tm |
| 2001-02 | 24 | 1,993 | 83.0 | +265 | 11.0 | 77 | 93 | 14 | 1,169 | 83.5 | +161 | 10 | 824 | 82.4 | +104 | 0 | 0 | 0 | 0 | 0 | 6 | 0 | 8/17 |
| 2002-03 | 25 | 2,023 | 80.9 | +226 | 9.0 | 75 | 88 | 15 | 1,235 | 82.3 | +158 | 10 | 788 | 78.8 | +68 | 0 | 0 | 0 | 1 | 0 | 10 | 0 | 17/25 |
| 2003-04 | 10 | 803 | 80.3 | +83 | 8.3 | 75 | 84 | — | — | — | — | 10 | 803 | 80.3 | +83 | 0 | 0 | 0 | 0 | 0 | 5 | 0 | 6/10 |
| TOTALS | 59 | 4,819 | 81.7 | +574 | 9.7 | 75 | 93 | 29 | 2,404 | 82.9 | +319 | 30 | 2,415 | 80.5 | +255 | 0 | 0 | 0 | 1 | 0 | 21 | 0 | 31/52 |



STEWART

ALEX STEWART • 5-4 • Elk Grove, Calif. • Homeschooled/Purdue • 2012

| Player | OVERALL | | | SPRING | | | | | | | | | | FALL | | | | | | | | | |
|---------|---------|-------|------|--------|------|----|----|----|-------|------|-------|----|------|------|-------|-----|----|-----|-----|----|----|----|--------|
| | Rd | Strk | Avg. | SCIRP | S-AV | Lo | Hi | Rd | Strk | Avg. | SCIRP | Rd | Strk | Avg. | SCIRP | Win | T5 | T10 | T20 | 60 | 70 | <P | Rds/Tm |
| 2011-12 | 36 | 2,657 | 73.8 | +65 | 1.8 | 67 | 80 | 24 | 1,765 | 73.5 | +40 | 12 | 892 | 74.3 | +25 | 1 | 3 | 6 | 6 | 2 | 32 | 10 | 34/36 |



TALLEY

EMILY TALLEY • 5-9 • Napa, Calif. • R.L. Stevenson • 2009-12

| Player | OVERALL | | | SPRING | | | | | | | | | | FALL | | | | | | | | | |
|---------------|------------|---------------|-------------|-------------|------------|-----------|-----------|-----------|--------------|-------------|-------------|-----------|--------------|-------------|------------|----------|----------|-----------|-----------|----------|------------|-----------|----------------|
| | Rd | Strk | Avg. | SCIRP | S-AV | Lo | Hi | Rd | Strk | Avg. | SCIRP | Rd | Strk | Avg. | SCIRP | Win | T5 | T10 | T20 | 60 | 70 | <P | Rds/Tm |
| 2008-09 | 33 | 2,489 | 75.4 | +104 | 3.2 | 70 | 83 | 18 | 1,379 | 76.6 | +80 | 15 | 1,110 | 74.0 | +24 | 0 | 0 | 4 | 6 | 0 | 30 | 4 | 32/33 |
| 2009-10 | 32 | 2,398 | 74.9 | +94 | 2.9 | 69 | 84 | 18 | 1,355 | 75.3 | +62 | 14 | 1,043 | 74.5 | +32 | 0 | 2 | 4 | 7 | 1 | 28 | 5 | 31/32 |
| 2010-11 | 35 | 2,580 | 73.7 | +65 | 1.9 | 67 | 81 | 20 | 1,490 | 74.5 | +58 | 15 | 1,090 | 72.7 | +7 | 0 | 3 | 7 | 10 | 3 | 31 | 9 | 33/35 |
| 2011-12 | 37 | 2,737 | 73.9 | +73 | 2.0 | 66 | 78 | 25 | 1,840 | 73.6 | +43 | 12 | 897 | 74.8 | +30 | 0 | 2 | 4 | 8 | 3 | 34 | 6 | 36/37 |
| TOTALS | 137 | 10,204 | 74.5 | +336 | 2.4 | 66 | 84 | 81 | 6,064 | 74.8 | +243 | 56 | 4,140 | 73.9 | +93 | 0 | 7 | 19 | 31 | 7 | 123 | 24 | 132/137 |



THE

TESSA THE • 5-6 • Los Altos, Calif. • Los Altos • 2011

| Player | OVERALL | | | SPRING | | | | | | | | | | FALL | | | | | | | | | |
|---------|---------|-------|------|--------|------|----|----|----|------|------|-------|----|------|------|-------|-----|----|-----|-----|----|----|----|--------|
| | Rd | Strk | Avg. | SCIRP | S-AV | Lo | Hi | Rd | Strk | Avg. | SCIRP | Rd | Strk | Avg. | SCIRP | Win | T5 | T10 | T20 | 60 | 70 | <P | Rds/Tm |
| 2010-11 | 17 | 1,349 | 79.4 | +124 | 7.3 | 72 | 89 | 8 | 651 | 81.4 | +77 | 9 | 698 | 77.6 | +47 | 0 | 0 | 0 | 1 | 0 | 11 | 0 | 2/6 |



THOMAS

MICHELLE THOMAS • 5-6 • Littleton, Colo. • Heritage • 1996-99

| Player | OVERALL | | | SPRING | | | | | | | | | | FALL | | | | | | | | | |
|---------------|------------|--------------|-------------|---------------|------------|-----------|-----------|-----------|--------------|-------------|-------------|-----------|--------------|-------------|-------------|----------|----------|----------|----------|----------|-----------|----------|---------------|
| | Rd | Strk | Avg. | SCIRP | S-AV | Lo | Hi | Rd | Strk | Avg. | SCIRP | Rd | Strk | Avg. | SCIRP | Win | T5 | T10 | T20 | 60 | 70 | <P | Rds/Tm |
| 1995-96 | 24 | 2,000 | 83.3 | +275 | 11.5 | 76 | 90 | 12 | 1,013 | 84.2 | +152 | 12 | 987 | 82.3 | +123 | 0 | 0 | 0 | 1 | 0 | 4 | 0 | 22/24 |
| 1996-97 | 29 | 2,390 | 82.4 | +296 | 10.2 | 76 | 92 | 12 | 1,008 | 84.0 | +141 | 17 | 1,382 | 81.3 | +155 | 0 | 0 | 0 | 1 | 0 | 7 | 0 | 28/29 |
| 1997-98 | 30 | 2,430 | 81.0 | +275 | 9.2 | 75 | 87 | 15 | 1,217 | 81.1 | +139 | 15 | 1,213 | 80.9 | +136 | 0 | 1 | 1 | 1 | 0 | 10 | 0 | 27/30 |
| 1998-99 | 27 | 2,163 | 80.1 | +219 | 8.1 | 69 | 92 | 12 | 1,000 | 83.3 | +136 | 15 | 1,163 | 77.5 | +83 | 0 | 2 | 2 | 3 | 1 | 11 | 2 | 20/27 |
| TOTALS | 110 | 8,983 | 81.7 | +1,065 | 9.7 | 69 | 92 | 51 | 4,238 | 83.1 | +568 | 59 | 4,745 | 80.4 | +497 | 0 | 3 | 3 | 6 | 1 | 32 | 2 | 97/112 |



VAN WYK

BROOKE VAN WYK • 6-0 • Littleton, Colo. • Heritage • 1998-2001

| Player | OVERALL | | | SPRING | | | | | | | | | | FALL | | | | | | | | | |
|---------------|-----------|--------------|-------------|-------------|-------------|-----------|-----------|-----------|--------------|-------------|-------------|-----------|--------------|-------------|-------------|----------|----------|----------|----------|----------|----------|----------|--------------|
| | Rd | Strk | Avg. | SCIRP | S-AV | Lo | Hi | Rd | Strk | Avg. | SCIRP | Rd | Strk | Avg. | SCIRP | Win | T5 | T10 | T20 | 60 | 70 | <P | Rds/Tm |
| 1997-98 | 21 | 1,755 | 83.6 | +248 | 11.8 | 73 | 94 | 12 | 1,007 | 83.9 | +145 | 9 | 748 | 83.1 | +103 | 0 | 0 | 0 | 0 | 0 | 3 | 0 | 16/21 |
| 1998-99 | 8 | 667 | 83.4 | +91 | 11.4 | 77 | 90 | 5 | 414 | 82.8 | +54 | 3 | 253 | 84.3 | +37 | 0 | 0 | 0 | 0 | 0 | 0 | 0 | 4/5 |
| 1999-2000 | 25 | 2,068 | 82.7 | +268 | 10.7 | 74 | 90 | 14 | 1,160 | 82.9 | +152 | 11 | 908 | 82.6 | +116 | 0 | 0 | 0 | 0 | 0 | 6 | 0 | 13/23 |
| 2000-01 | 10 | 822 | 82.2 | +102 | 10.2 | 69 | 90 | 8 | 647 | 80.9 | +71 | 2 | 175 | 87.5 | +31 | 0 | 0 | 0 | 1 | 1 | 0 | 1 | 0/3 |
| TOTALS | 64 | 5,312 | 83.0 | +709 | 11.1 | 69 | 94 | 39 | 3,228 | 82.8 | +422 | 25 | 2,084 | 83.4 | +287 | 0 | 0 | 0 | 1 | 1 | 9 | 1 | 33/49 |



VIVALDI

NATALIE VIVALDI • 5-8 • Oceanside, Calif. • Rancho Buena Vista • 2014-p

| Player | OVERALL | | | SPRING | | | | | | | | | | FALL | | | | | | | | | |
|--------|---------|------|------|--------|------|----|----|----|------|------|-------|----|------|------|-------|-----|----|-----|-----|----|----|----|--------|
| | Rd | Strk | Avg. | SCIRP | S-AV | Lo | Hi | Rd | Strk | Avg. | SCIRP | Rd | Strk | Avg. | SCIRP | Win | T5 | T10 | T20 | 60 | 70 | <P | Rds/Tm |

ALL-TIME PLAYER STATISTICS



JESSICA WALLACE

• 5-4 • Langley, British Columbia, Canada • Walnut Grove/Pepperdine • 2011-12

| Player | OVERALL | | | | | | | | | | SPRING | | | | | FALL | | | | | Rds/Tm | | |
|---------------|-----------|--------------|-------------|-------------|------------|-----------|-----------|-----------|--------------|-------------|-------------|-----------|--------------|-------------|------------|----------|----------|-----------|-----------|----------|-----------|-----------|--------------|
| | Rd | Strk | Avg. | SCIRP | S-AV | Lo | Hi | Rd | Strk | Avg. | SCIRP | Rd | Strk | Avg. | SCIRP | Win | T5 | T10 | T20 | 60 | | 70 | <P |
| 2010-11 | 35 | 2,554 | 73.0 | +39 | 1.1 | 66 | 79 | 20 | 1,474 | 73.7 | +42 | 15 | 1,080 | 72.0 | -3 | 1 | 6 | 10 | 11 | 3 | 32 | 10 | 35/35 |
| 2011-12 | 34 | 2,555 | 75.2 | +110 | 3.2 | 69 | 82 | 25 | 1,879 | 75.2 | +82 | 9 | 676 | 75.1 | +28 | 1 | 1 | 1 | 2 | 1 | 30 | 4 | 29/34 |
| TOTALS | 69 | 5,109 | 74.0 | +149 | 2.2 | 66 | 82 | 45 | 3,353 | 74.5 | +124 | 24 | 1,756 | 73.2 | +25 | 2 | 7 | 11 | 13 | 4 | 62 | 14 | 64/69 |

WALLACE



SARA WARENSKI

• 5-4 • Libertyville, Ill. • Libertyville • 1997-2000

| Player | OVERALL | | | | | | | | | | SPRING | | | | | FALL | | | | | Rds/Tm | | | |
|---------------|-----------|--------------|-------------|-------------|-------------|-----------|-----------|----------|------------|-------------|------------|----------|------------|-------------|-------------|----------|----------|----------|----------|----------|----------|----------|----------|------------|
| | Rd | Strk | Avg. | SCIRP | S-AV | Lo | Hi | Rd | Strk | Avg. | SCIRP | Rd | Strk | Avg. | SCIRP | Win | T5 | T10 | T20 | 60 | | 70 | <P | |
| 1996-97 | 3 | 266 | 88.7 | +50 | 16.7 | 85 | 92 | 3 | 266 | 88.7 | +50 | — | — | — | — | 0 | 0 | 0 | 0 | 0 | 0 | 0 | 1/3 | |
| 1997-98 | 5 | 453 | 90.6 | +93 | 18.6 | 81 | 94 | 2 | 187 | 93.5 | +43 | 3 | 266 | 88.7 | +50 | 0 | 0 | 0 | 0 | 0 | 0 | 0 | 3/5 | |
| 1998-99 | 3 | 247 | 82.3 | +31 | 10.3 | 78 | 87 | — | — | — | — | 3 | 247 | 82.3 | +31 | 0 | 0 | 0 | 0 | 0 | 0 | 1 | 0/0 | |
| 1999-2000 | 2 | 176 | 88.0 | +32 | 16.0 | 85 | 91 | — | — | — | — | 2 | 176 | 88.0 | +32 | 0 | 0 | 0 | 0 | 0 | 0 | 0 | 0/0 | |
| TOTALS | 13 | 1,142 | 87.9 | +206 | 15.9 | 78 | 94 | 5 | 453 | 90.6 | +93 | 8 | 689 | 86.1 | +113 | 0 | 0 | 0 | 0 | 0 | 0 | 1 | 0 | 4/8 |

WARENSKI



KIMBER WESTBROOK

• 5-10 • Loveland, Colo. • Thompson Valley • 2003-04

| Player | OVERALL | | | | | | | | | | SPRING | | | | | FALL | | | | | Rds/Tm | | |
|---------------|----------|------------|-------------|-------------|-------------|-----------|------------|----------|----------|----------|----------|----------|------------|-------------|-------------|----------|----------|----------|----------|----------|----------|----------|------------|
| | Rd | Strk | Avg. | SCIRP | S-AV | Lo | Hi | Rd | Strk | Avg. | SCIRP | Rd | Strk | Avg. | SCIRP | Win | T5 | T10 | T20 | 60 | | 70 | <P |
| 2002-03 | 4 | 356 | 89.0 | +68 | 17.0 | 87 | 91 | — | — | — | — | 4 | 356 | 89.0 | +68 | 0 | 0 | 0 | 0 | 0 | 0 | 0 | 0/2 |
| 2003-04 | 2 | 198 | 99.0 | +54 | 27.0 | 96 | 102 | — | — | — | — | 2 | 198 | 99.0 | +54 | 0 | 0 | 0 | 0 | 0 | 0 | 0 | 0/0 |
| TOTALS | 6 | 554 | 92.3 | +122 | 20.3 | 87 | 102 | — | — | — | — | 6 | 554 | 92.3 | +122 | 0 | 0 | 0 | 0 | 0 | 0 | 0 | 0/2 |

WESTBROOK



CATHERINE WOODS

• 5-8 • Denver, Colo. • Denver Christian/Pepperdine • 2006

| Player | OVERALL | | | | | | | | | | SPRING | | | | | FALL | | | | | Rds/Tm | | |
|---------|---------|------|------|-------|------|----|----|----|------|------|--------|----|------|------|-------|------|----|-----|-----|----|--------|----|-----|
| | Rd | Strk | Avg. | SCIRP | S-AV | Lo | Hi | Rd | Strk | Avg. | SCIRP | Rd | Strk | Avg. | SCIRP | Win | T5 | T10 | T20 | 60 | | 70 | <P |
| 2005-06 | 3 | 241 | 80.3 | +25 | 8.3 | 78 | 83 | 3 | 241 | 80.3 | +25 | — | — | — | — | 0 | 0 | 0 | 0 | 0 | 0 | 1 | 0/0 |

WOODS



ROBIN WORTHINGTON

• 5-3 • Loveland, Colo. • Thompson Valley • 2001-04

| Player | OVERALL | | | | | | | | | | SPRING | | | | | FALL | | | | | Rds/Tm | | |
|---------------|-----------|--------------|-------------|------------|-------------|-----------|------------|-----------|--------------|-------------|-------------|-----------|--------------|-------------|-------------|----------|----------|----------|----------|----------|-----------|----------|--------------|
| | Rd | Strk | Avg. | SCIRP | S-AV | Lo | Hi | Rd | Strk | Avg. | SCIRP | Rd | Strk | Avg. | SCIRP | Win | T5 | T10 | T20 | 60 | | 70 | <P |
| 2000-01 | 2 | 160 | 80.0 | +16 | 8.0 | 78 | 82 | — | — | — | — | 2 | 160 | 80.0 | +16 | 0 | 0 | 0 | 0 | 0 | 0 | 1 | 0/0 |
| 2001-02 | 12 | 986 | 82.2 | +122 | 10.2 | 78 | 87 | 5 | 417 | 83.4 | +57 | 7 | 569 | 81.3 | +65 | 0 | 0 | 0 | 0 | 0 | 0 | 1 | 3/4 |
| 2002-03 | 13 | 1,107 | 85.2 | +171 | 13.2 | 74 | 100 | 9 | 771 | 85.7 | +123 | 4 | 336 | 84.0 | +48 | 0 | 0 | 0 | 0 | 0 | 0 | 1 | 0/5 |
| 2003-04 | 24 | 1,947 | 81.1 | +219 | 9.1 | 74 | 88 | 11 | 920 | 83.6 | +128 | 13 | 1,027 | 79.0 | +91 | 0 | 0 | 0 | 2 | 0 | 11 | 0 | 20/24 |
| TOTALS | 51 | 4,200 | 82.4 | 528 | 10.5 | 74 | 100 | 25 | 2,108 | 84.3 | +308 | 16 | 2,092 | 80.5 | +220 | 0 | 0 | 0 | 2 | 0 | 14 | 0 | 20/33 |

WORTHINGTON



ALLIE ZECH

• 5-8 • Indian Wells, Calif. • Palm Desert • 2013-p

| Player | OVERALL | | | | | | | | | | SPRING | | | | | FALL | | | | | Rds/Tm | | | |
|---------------|-----------|--------------|-------------|-------------|------------|-----------|-----------|-----------|--------------|-------------|-------------|-----------|--------------|-------------|-------------|----------|----------|----------|----------|----------|-----------|----------|--------------|-------|
| | Rd | Strk | Avg. | SCIRP | S-AV | Lo | Hi | Rd | Strk | Avg. | SCIRP | Rd | Strk | Avg. | SCIRP | Win | T5 | T10 | T20 | 60 | | 70 | <P | |
| 2012-13 | 29 | 2,256 | 77.8 | +168 | 5.8 | 74 | 83 | 17 | 1,324 | 77.9 | +103 | 12 | 932 | 77.7 | +65 | 0 | 0 | 0 | 0 | 0 | 0 | 21 | 0 | 20/23 |
| 2013-14 | 12 | 942 | 78.5 | +75 | 6.3 | 74 | 86 | 3 | 237 | 79.0 | +21 | 9 | 705 | 78.3 | +54 | 0 | 0 | 0 | 0 | 0 | 0 | 8 | 0 | 6/9 |
| 2014-15 | 15 | 1,185 | 79.0 | +110 | 7.3 | 71 | 87 | 9 | 717 | 79.7 | +74 | 6 | 468 | 78.0 | +36 | 1 | 1 | 1 | 1 | 0 | 7 | 1 | 1/2 | |
| TOTALS | 56 | 4,383 | 78.2 | +353 | 6.3 | 71 | 83 | 29 | 2,278 | 78.2 | +198 | 27 | 2,105 | 77.9 | +155 | 1 | 1 | 1 | 1 | 0 | 36 | 1 | 27/34 | |

ZECH