

2015 - 16

# COLORADO WOMEN'S GOLF

## INFORMATION GUIDE

   CUBuffsWGolf



# 2015-16 COLORADO WOMEN'S GOLF



## University of Colorado

Location: Boulder, Colo. (97,385)

Founded: 1876

Enrollment: 29,882

Colors: Silver, Gold and Black

Nickname: Buffaloes (Buffs)

Live Mascot: Ralphie V, the Buffalo

Costumed Mascot: Chip

Elevation: 5,435 feet above sea level

NCAA Affiliation: Division I

Conference: Pac-12

## Administration

President: Bruce Benson

Chancellor: Dr. Phil DiStefano

Athletics Director: Rick George

Senior Woman Administrator: Ceal Barry

## Colorado Golf

Head Coach: Anne Kelly (TCU '83; 19th Season)

anne.kelly@colorado.edu • 303-492-4455

Assistant Coach: Brent Franklin (BYU '87; 12th Season)

Director of Operations: Gabbie Pelloni

gabbie.pelloni@colorado.edu • 303-492-5195

## Colorado National Golf Club

Address 2700 Vista Parkway • Erie, CO 80516

Phone: 303-926-1723 • Fax: 303-926-1776

General Manager: Matt Schalk

## Fox Hill Country Club

Address 1400 Colorado HW 119 • Longmont, CO 80504

303-651-3777

*The Buffs also have access to many courses in the Boulder/Denver Metro area.*

## TABLE OF CONTENTS

Roster	3
Schedule	4
Pac-12 Conference	5-6
<b>Coaches &amp; Staff</b>	<b>8-10</b>
Head Coach Anne Kelly	8-9
Assistant Coach Brent Franklin	10
Support Staff	10
<b>Current Players</b>	<b>12-21</b>
Sophomore Brittany Fan	12
Sophomore Tori Glenn	13
Senior Megan Haase	14
Senior Alexis Keating	15
Freshman Lauryn Keating	16
Junior Esther Lee	17
Senior Jamie Oleksiew	18
Freshman Gillian Vance	19
Junior Natalie Vivaldi	20
Senior Allie Zech	21
<b>Season By Season Results</b>	<b>23-43</b>
<b>Records &amp; Honors</b>	<b>45-55</b>
Year-by-Year Leaders	45-46
Individual Record Book	47-52
Team Record Book	53
Honors	54
In The Pros/Rankings	55
<b>All-Time Players</b>	<b>57-64</b>
All-Time Roster	57
All-Time Player Statistics	58-64
<b>Colorado National Golf Course</b>	<b>65</b>

## SPORTS INFORMATION

Mailing Address 357 UCB; Boulder, CO 80309-0357

Phone 303-492-5626 • Fax 303-492-3811

Associate AD/Sports Information: David Plati

david.plati@colorado.edu

Assistant SID/Golf Contact: Ashley Braun

ashley.braun@colorado.edu • 303-492-7525

Assistant SIDs: Troy Andre, Andy Schlichting, Linda Sprouse

Graduate Assistant: Anthony Lepine

Website: CUBuffs.com/wgolf

**Credits:** The 2015-16 Colorado Women's Golf Media Guide was produced by the CU Sports Information Office. The guide was written and edited by Ashley Braun, Assistant Sports Information Director and designed by Curtis Snyder, Director of Digital Marketing.

# 2015-16 COLORADO WOMEN'S GOLF ROSTER

Name	Height	Class	Hometown (High School/Previous School)
Brittany Fan	5-9	So.	Pearl City, Hawai'i (Kamehameha)
Tori Glenn	5-7	RSo.	Castle Pines, Colo. (Valor Christian)
Megan Haase	5-8	Sr.	Spokane, Wash. (Lewis & Clark)
Alexis Keating	5-6	Sr.	Elma, Wash. (Elma)
Lauryn Keating	5-7	Fr.	Elma, Wash. (Elma)
Esther Lee	5-7	Jr.	Los Alamitos, Calif. (Los Alamitos/Duke)
Jamie Oleksiew	5-5	Sr.	Vancouver, British Columbia (IMG Pendleton [Fla.])
Gillian Vance	5-5	Fr.	Lakewood, Colo. (Dakota Ridge)
Natalie Vivaldi	5-8	Jr.	Oceanside, Calif. (Rancho Buena Vista)
Allie Zech	5-8	Sr.	Indian Wells, Calif. (Palm Desert)

**Head Coach** Anne Kelly (TCU '83)  
**Assistant Coach** Brent Franklin (BYU '87)

## How The Buffs Were Built

### 2012-13 Freshman Recruits

Megan Haase  
 Alexis Keating  
 Jamie Oleksiew  
 Allie Zech

### 2013-14 Freshman Recruits

Tori Glenn  
 Natalie Vivaldi

### 2014-15 Transfers

Esther Lee

### 2014-15 Freshman Recruits

Brittany Fan

### 2015-16 Freshman Recruits

Lauryn Keating  
 Gillian Vance

## Where The Buffaloes Roam

### Colorado

Tori Glenn (Castle Pines)  
 Gillian Vance (Lakewood)

### Hawai'i

Brittany Fan (Pearl City)

### Southern California

Esther Lee (Los Alamitos)  
 Natalie Vivaldi (Oceanside)  
 Allie Zech (Indian Wells)

### Washington

Megan Haase (Spokane)  
 Alexis Keating (Elma)  
 Lauryn Keating (Elma)

### CANADA

Jamie Oleksiew (Vancouver, B.C.)



# 2015-16 COLORADO WOMEN'S GOLF SCHEDULE

## Fall

Date	Tournament	Holes	Format
Sept. 14-15	<b>Minnesota Invitational</b> University of Minnesota hosts at the Minikahda Club in Minneapolis.	54	36-18
Sept. 20-22	<b>East &amp; West Match Play Challenge</b> University of Wisconsin hosts at University Ridge Golf Course in Madison, Wisc.	54	18 Holes Stroke Play 2 Rds Match Play
Oct. 6-7	<b>Edean Ihlanfeldt Invitational</b> University of Washington hosts at Sahalee Country Club in Sammamish, Wash.	54	36-18
Oct. 9-11	<b>Ron Moore Intercollegiate</b> University of Denver hosts at Highlands Ranch Country Club in Highlands, Ranch, Colo.	54	18-18-18
Nov. 2-3	<b>Pac-12 Fall Preview</b> University of Hawai'i hosts at Nanea Golf Club in Kona, Hawai'i.	54	36-18

## Spring

Date	Tournament	Holes	Format
Feb. 13-14	<b>Peg Barnard Stanford Invitational</b> Stanford University hosts at Stanford Golf Club in Stanford, Calif.	36	18-18
March 7-8	<b>Bay Area Intercollegiate</b> University of San Francisco and San Jose State University host at Meadow Club in Fairfax, Calif.	54	36-18
March 14-15	<b>Arizona Wildcat Invitational</b> University of Arizona hosts at Sewailo Golf Club in Tucson, Ariz.	54	36-18
March 21-23	<b>San Diego State March Mayhem</b> San Diego State University hosts at The Farms Golf Club in Rancho Santa Fe, Calif.	72	4 Rds Match Play
April 3-5	<b>Silverado Showdown</b> University of Colorado and University of Oregon host at the Silverado Country Club in Napa, Calif.	54	18-18-18
April 8-10	<b>Arizona State Invitational</b> Arizona State University hosts at ASU Karsten Golf Course in Tempe, Ariz.	54	18-18-18

## Postseason

Date	Tournament	Holes	Format
April 18-20	<b>Pac-12 Conference Championship</b> University of California hosts at Ruby Hill Golf Club in Pleasanton, Calif.	54	18-18-18
May 5-7	<b>NCAA Regionals</b>	54	18-18-18
May 20-25	<b>NCAA Championships</b> At Eugene Country Club in Eugene, Ore.	72	18-18-18-18 3 Rds Match Play

# PAC-12 CONFERENCE

## PAC-12 CONFERENCE

Built on a firm foundation of academic excellence and superior athletic performance, the Conference ushered in a new era on July 1, 2011, officially becoming the Pac-12 Conference with the additions of the University of Colorado and University of Utah.

Just 27 days after the Conference officially changed its name, Commissioner Larry Scott announced the creation of the Pac-12 Networks on July 27, 2011, solidifying a landmark television deal and putting the Conference on the forefront of collegiate athletics. The Networks, including one national network, six regional networks, and a robust digital network marked the first-ever integrated media company owned by a college conference. In addition, the "TV Everywhere" rights allow fans to access Pac-12 Networks outside the home on any digital device, including smartphones and tablet computers.

That same year, the Pac-12 also launched its Globalization Initiative to proactively promote the Conference and member institutions through student-athlete exchanges and sport. In the first four years, Pac-12 student-athletes have enjoyed unique cultural and athletic experiences in China, fielding full university and Pac-12 all-star teams in women's volleyball and men's basketball, with the first-ever men's basketball regular season game schedule to be played in China between Washington and Texas to tip off the 2015-16 campaign. The Conference and its member schools have gained significant brand exposure for the future and set a foundation for growth.

On the field, the Pac-12 rises above the rest, upholding its tradition as the "Conference of Champions®," claiming an incredible 140 NCAA team titles since 1999-2000, including nine in 2014-15, an average of nearly nine championships per academic year. Even more impressive has been the breadth of the Pac-12's success, with championships coming in 28 different men's and women's sports. The Pac-12 has led or tied the nation in NCAA Championships in 49 of the last 55 years, the only exceptions being in 1980-81, 1988-89, 1990-91 and 1995-96 when the Conference finished second, and only twice finished third in 1998-99 and 2004-05.

For the 10th-consecutive year, the Pac-12 had the most or tied for the most NCAA titles of any conference in the country, winning at least six every year since 2000-01. No other conference has won double-digit NCAA crowns in a single year, the Pac-12 doing so seven times, including a record 14 in 1996-97.

Spanning nearly a century of outstanding athletics achievements, the Pac-12 was the first conference to reach 400 championships in 2010-11. With the inclusion of Colorado and Utah, the Conference surpassed another major milestone, with league teams capturing 450 titles,



outdistancing the next conference by nearly 200. In all, Conference teams have won 478 NCAA Championships (291 men's, 158 women's, 29 combined).

Pac-12 members have won 291 NCAA team championships on the men's side, 77 more than the next closest conference. Men's NCAA crowns have come at a phenomenal rate for the Pac-12 - 16 basketball titles by six schools (more than any other conference), 54 tennis titles, 47 outdoor track & field crowns, and 28 baseball titles. Pac-12 members have won 25 of 46 NCAA titles in volleyball, 41 of 46 in water polo, 29 in skiing, and 24 in swimming & diving national championships.

Individually, the Conference has produced an impressive number of NCAA individual champions. Over 2,000 (2,208) individual crowns have been won by Pac-12 student-athletes over the years with 1,333 by male student-athletes. Student-athletes have also captured 174 individual titles at combined championships (ie., skiing and fencing).

On the women's side, the story is much the same. Since the NCAA began conducting women's championships 34 years ago, Pac-12 members have claimed at least four national titles in a single season on 25 occasions, including 15-consecutive years from 2000-2015. Overall, the Pac-12 has captured 158 NCAA women's titles, easily outdistancing the SEC, which is second with 97. Pac-12 members have dominated a number of sports, winning 23 softball titles, 21 tennis crowns, 14 volleyball titles, 16 of the last 26 trophies in golf, and 14 in swimming & diving.

Pac-12 women student-athletes shine nationally on an individual basis, as well, having captured an unmatched 701 NCAA individual crowns, an average of nearly 21 championships per season.

The roots of the Pac-12 Conference date back nearly 100 years to December 2, 1915, when the Pacific Coast Conference (PCC) was founded at a meeting at the Imperial Hotel in Portland, Ore. The original membership consisted of four schools - the University of California at Berkeley, the University of Washington, the University of Oregon, and Oregon Agricultural College (now Oregon State Uni-

versity). All still are charter members of the Conference.

Pacific Coast Conference play began in 1916 and, one year later, Washington State College (now Washington State University) was accepted into the league, with Stanford University following in 1918.

In 1922, the PCC expanded to eight teams with the admission of the University of Southern California (USC) and the University of Idaho. In 1924, the University of Montana joined the league roster and in 1928, the PCC grew to 10 members with the addition of UCLA.

The Pacific Coast Conference competed as a 10-member league until 1950, with the exception of 1943-45 when World War II curtailed intercollegiate athletic competition to a minimum. During that time, the league's first commissioner was named. Edwin N. Atherton was Commissioner in 1940 and was succeeded by Victor O. Schmidt in 1944. In 1950, Montana resigned from the Conference and the PCC continued as a nine-team Conference through 1958.

In 1959, the PCC was dissolved and the Athletic Association of Western Universities (AAWU) was formed with Thomas J. Hamilton was appointed Commissioner of the new league. The original AAWU membership included California, Stanford, USC, UCLA and Washington. Washington State joined the membership in 1962, while Oregon and Oregon State joined in 1964. Under Hamilton's watch, the name Pacific-8 Conference was adopted in 1968. In 1971, Wiles Hallock took over as Commissioner of the Pac-8.

Ten years later, on July 1, 1978, the University of Arizona and Arizona State University were admitted to the league and the Pacific-10 Conference became a reality. In 1986-87, the league took on a new look, expanding to include 10 women's sports. Since then, the Conference has been considered the premiere league in women's athletics, securing the most NCAA titles in women's sports of any conference nearly every year.

Thomas C. Hansen was named the Commissioner of the Pac-10 in 1983, a role he would hold for 26 years until 2009, and was succeeded by current Commissioner Larry Scott, who took on the new role in July 2009.

During the 2010-11 academic year, the University of Colorado accepted its invitation to join the Pac-12 on June 11, 2010, and on June 17, 2010, the University of Utah agreed to join the Conference. The Buffaloes and Utes officially became the 11th and 12th members of the Conference on July 1, 2011, the first additions to the league since 1978.

It was during that 2010-11 academic year that Scott helped deliver monumental changes that transformed the Conference into a modern 12-team league. In addition to expanding to 12 teams, member institutions agreed to equal revenue sharing for the first time in the Conference's history, created two divisions - the North and the South, for football only and established a Football Championship Game for the first time ever. He also secured a landmark media rights deal that dramatically increased national exposure and revenue for each school, establish-

ing the Pac-12 Networks and Pac-12 Digital Network that guaranteed enhanced exposure across all sports.

Currently, the Pac-12 sponsors 11 men's sports and 12 women's sports, with beach volleyball added in 2015-16. Additionally, the Conference is a member of the Mountain Pacific Sports Federation (MPSF) in four other men's sports and three women's sports.

The Pac-12 Conference offices are located in the heart of San Francisco in the SOMA district.



---

## **Coaches & Staff**

Anne Kelly	8-9
Brent Franklin	10
Women's Golf Support Staff	10

# HEAD COACH ANNE KELLY



It's no coincidence that Colorado's climb as one of the top programs in the region has coincided with the hiring of Anne Kelly as its second head coach in 1997.

Entering her 19th season as head coach of the Colorado women's golf team, Kelly has helped usher in a new era, with the school moving into the toughest women's golf conference in the country, the Pac-12. The timing proved to be right for Kelly and the Buffaloes, as CU enjoyed its most successful season in its inaugural Pac-12 campaign.

Kelly returned to her native Colorado from the University of North Carolina at Greensboro, where she filled head coaching duties for one-and-a-half years. Prior to her work at UNC Greensboro, she spent five years from 1991-96 as a teaching professional at Silverbell Golf Course in Tucson, Ariz., where she earned PGA Class A status, a position which followed a six-year stint from 1984-90 on the LPGA Tour.

During her six seasons on the women's tour, Kelly won a Women's Professional Golf Tour event in Phoenix in 1991. She fired a career low round of 69 at the 1989 McDonald's Championship and her career best finishes included several top-20 finishes. Her professional career culminated in a career low scoring average of 74.63 in 1990.

Kelly sparkled as a collegiate golfer, earning four letters for head coach Fred Warren and the Texas Christian University women's golf team. She was a member of the Horned Frogs' 1983 NCAA Championship team, and, all told, won 25 tournament team titles during her four-year career from 1979-83. She was named the team's most valuable player in 1980 and won TCU's Dutch Meyer Award, which recognizes the school's outstanding student-athletes, in 1983. She also tied for top individual honors in the San Jose State Lady Spartan Classic in 1982. Her 1983 NCAA Championship team was inducted into the TCU Hall of Fame in October 2000.

"I love coaching because it allows me to combine my competitive experience and professional golf experience into one job," Kelly says. "All of my different experiences in golf help me to assist team members in whatever situation they might encounter."

At UNC Greensboro, Kelly was named the 1997 Big South Conference Coach of the Year after the team won two tournaments. She coached UNCG's Becky Morgan to five individual tournament titles and second-team All-America standing on the year and, under Kelly's tutelage, Morgan finished 10th individually at the 1997 NCAA Championships and also earned GTE Academic All-America honors. Morgan is now in her 13th year as an LPGA and European tour member.

Since Kelly's arrival in 1997, the team has continued to show steady improvement and progress every year, culminating with the best season in program history in 2012. She has coached the Buffs to nine tournament wins and 37 second or third place

finishes. In 2012, the Buffs took a momentous step forward, qualifying for the NCAA Championships for the first time, while also earning a nod to NCAA Regionals for the third time in program history, all happening in the past five seasons.

In 2012, the Buffs won three tournaments while playing the toughest slate in program history with all 12 events having a top 50 rank for strength of competition from Golfweek, with most earning a top 30 nod.

CU hosted the NCAA Regionals at Colorado National Golf Club and earned a trip to its own site after breaking into the top 10 for the first time in program history. CU was the No. 4 seed and looking to advance to the finals for the first time (eight teams from each site go). The Buffs struggled the first two days, but then put together one of the best team rounds in CU history, collectively shooting a 9-under par to jump from ninth to fourth the final day and advance.

In 2014, the team recorded a program-best 5th place finish at the Pac-12 Championships and also earned a second straight invitation to the NCAA Regional.

The program has seen individual players excel both on the

## THE KELLY FILE

Seasons:	19th
Alma Mater:	TCU
Hometown:	Aspen, Colo.



course and in the classroom.

Most recently, during the 2014-15 season, Esther Lee became the first Buffalo to be named All-Pac-12 First Team. She also earned WGCA All-American Second Team honors.

The Buffs have had 33 players earn 61 Academic All-Conference honors during Kelly's tenure in the Big 12 and Pac-12 Conferences. CU has had at least one player being named to the prestigious WGCA All-America Scholars team for four straight years, beginning with Taylor Doyle and Jessica Wallace in 2011 and continuing with Wallace and Alex Stewart in 2012, Megan Haase and Allie Zech in 2013 and Brittany Fan in 2014. Former Buff Maria Persson-Gulda was named to that team three times and was also honored with an NCAA postgraduate scholarship. She was honored as CU's top female student athlete academically in 2006, an honor former Buff Jamie Befort racked up twice. Additionally, an astonishing 47 CU players have earned mention on the Big 12 Commissioner's Honor Roll (3.0 GPA or higher in a semester) a total of 205 times in Kelly's tenure.

Erin Kerr was the first Buff to qualify for a NCAA Regional post season bid in 2001 and that was followed up with another invitation in 2002. Hannah Hoch became a two time tournament winner in 2004-05 and broke many school records. She also became the first player in Buff history to be named All Big 12 second team that year as well. In 2012, Emily Talley and Jessica Wallace were both named first-team All-Big 12, the first

two players to earn that honor, and each were named twice as the

Big 12 Golfer of the Month over their final two seasons. Wallace won CU's only Big 12 individual honor, named the Newcomer of the Year in 2012, as well. In 2014, Wallace, now a Symetra Tour professional, would become the first player in program history to successfully qualify for the U.S. Women's Open.

### **DID YOU KNOW?**

Kelly was a captain of the Texas Christian 1983 NCAA Championship team.

In 2012, Talley became CU's first All-American, earning honorable mention from both the coaches (Golfstat) and Golfweek. Stewart joined Talley on the Golfweek poll as both were also given the distinction of being named to the All-Pac-12 team along with Wallace. Talley also joins Wallace on the Symetra Tour and has appeared on two seasons of Golf Channel's Big Break, winning the 2013 NFL season in Puerto Rico with teammates Jerry Rice and Isaac Sanchez.

In 2013, Jenny Coleman received an individual invitation to the NCAA Regionals, where she finished with a 72-79-71—222 scorecard – the fifth-best score by a Buff in the postseason. The following season, Coleman, an All-Pac-12 Honorable Mention selection, helped the Buffs to the 2014 NCAA Regionals, marking a record-setting fourth straight year that CU sent the team or an individual to regionals. Coleman graduated in 2014 and then became the second Buff to qualify for the U.S. Women's Open in 2015.

Born May 15, 1961, in Aspen, Colo., Kelly graduated from TCU in 1983 with a bachelor's degree in business communications. She prepped at Santa Rita High School in Tucson, Ariz.



### **KELLY'S CHECKLIST**

- ✓ One NCAA Championship Appearance (2012)
- ✓ Five NCAA Regionals (2009, 2011, 2012, 2014, 2015)
- ✓ One Conference Individual Award - Jessica Wallace, 2011 Big 12 Newcomer of the Year
- ✓ Eight All-Conference Players, Four First-Team
- ✓ Five Conference Golfers of the Month, Three Earned Multiple Honors
- ✓ 30 Players Have Earned Academic All-Conference Honors 57 Times
- ✓ 51 Players Have Earned Conference Honorable Mention 209 Times
- ✓ Six Players Have Earned Conference All-Tournament Team Seven Times (Emily Talley Twice)
- ✓ 11 Players Have Earned NCGA All-America Scholar Honors 14 times (Maria Persson-Gulda Three Times)

# BRENT FRANKLIN



Brent Franklin enters his 14th season working with the Buffaloes in 2015-16, including his 12th as the assistant coach. He began as a volunteer assistant coach for Anne Kelly's team in 2003 and was promoted to assistant in 2005, trading roles with LindaSue Chenoweth, who was named Executive Director of the Colorado Opens in 2004.

"Having a professional golfer of Brent's caliber is a tremendous asset to this program," Kelly explains. "He comes to us with a wealth of playing and teaching experience as a highly successful amateur competitor and international touring professional. His enthusiasm, combined with his golf knowledge, communication skills, sense of humor, and incredible teaching experience, as well as his willingness to share his expertise, will help take this team to the next level."

Franklin was named to the 2010 class of the Canadian Golf Hall of Fame. He enjoyed a great deal of success as a junior golfer in Canada, winning both the Canadian Junior Boys Championship and the British Columbia Junior Boys Championships in both 1983 and '84 before embarking on a collegiate career at Brigham Young.

He went to college at Brigham Young, where he was a three-time All-American for the Cougars while also being named the 1986 Western Athletic Conference player of the year after winning medalists honors that season. During that time period, he also became the only person to win three straight Canadian Men's Amateur Championships in stroke play format from 1985-87 and in 1985 he also won the Alberta Amateur Championship.

He turned pro in 1988 and earned the Canadian Professional Golf Tour's Rookie of the Year after claiming six top 10 finishes in eight tour starts, including winning the Canadian PGA Championship. He then moved to Japan to compete on the Japan Golf Tour from 1989-95, where he compiled 10 runner-

up finishes in 112 starts. In 1993, he was selected to the Dunhill Cup Team for Canada and twice represented Canada for the two man world cup championship. He was Canada's highest world ranked player from 1992 through 1994 reaching a high of 86 in the world rankings

Being hit by a car while jogging in 1990 eventually curtailed his career, but in a brief return to the pro ranks from 1998-2001, he had three second place finishes.

Franklin is married to the former Kristine Hoos, who served as CU's Director of Men's Basketball Operations from 1998-99. They are the parents of 14-year-old Jaxon and Walker, 12.



## WOMEN'S GOLF SUPPORT STAFF



**Tim Horton**  
Equipment



**Gabby Pelloni**  
Dir. of Ops.



**Steve Engelhart**  
Strength Coach



**Joe Martinez**  
Trainer



**Mindy Sclaro**  
Academics



**Ashley Braun**  
Sports Info.

## **Current Players**

---

Brittany Fan	12
Tori Glenn	12
Megan Haase	14
Alexis Keating	15
Lauryn Keating	16
Esther Lee	17
Jamie Oleksiew	18
Gillian Vance	19
Natalie Vivaldi	20
Allie Zech	21

# BRITTANY FAN



**College—2014-15 (Fr.)—**Fan had quite an impressive debut season for the Buffaloes, posting a freshman school record 74.87 stroke average over 31 rounds. She earned six top 20 finishes, second most on the team and shot a team-leading 28 rounds in the 70s, four of those were even-par, which was tied for first on the squad. During the fall, Fan competed in four tournaments and tallied 75.56 stroke average. Her top fall performance came in the Minnesota Invitational where she finished tied for 14th overall after carding a 78-75-73—226 or 10-over par score. Fan had an even better spring, posting a 74.50 stroke average. The spring was highlighted by the fact she earned a top 25 finish in all six regular season tournaments. She had a career-best performance at the Silverado Showdown in Napa, Calif., recording a 74-75-73—222 score and tied for 11th place overall. Fan was named a WGCA Academic All-America Scholar and CU Female Freshman Athlete of the Year.

**High School—**She received both academic and outstanding achievement awards at the Kamehameha Schools before finishing her last year and a half of schooling online so she could increase her golf training. Fan graduated in August 2013, but due to her young age, took time off between high school and college to further improve her golf game, attending the KMR School of Golf, a PGA of America Approved Golf School based at the Ko'olau Golf Club, and competing in amateur competitions. She had an overall average of fifth in the Interscholastic League of Hawaii and was named a second-team Honolulu Star-Advertiser All-Star.

**Other—**She was the Hawaii State Junior Golf Association Match Play Girl Champion and the Makalei Invitational Ladies Champion. She claimed low-amateur honors at the Colorado Women's Open, becoming the only amateur to advance to the final round. She placed fifth at the Golfweek West Coast Junior Invitational. She had top 15 finishes at the USGA Women's Amateur and the PGA Junior Championship and had top 20 finishes at the Canadian Women's Amateur Championship, the Joanne Winter Arizona Silver Belle and the 2012 and '13 Callaway Junior World Championships. She won the Mauna Lani Resort Hawaii State Open women's amateur division title in December 2013.

**Best Career Round In Competition—**69, three times (2013; Colorado Women's Open, final round; USGA Women's Amateur, final round; PGA Junior Championship, third round)

**Academics—**She is currently an open option major, but is interested in business and advertising.

**Personal—**Brittany Mahina Wei Ling Fan was born on December 29, 1995 in Honolulu, Hawaii. Her parents are Freddy Fan and Sharon Zambo-Fan. She has one brother, Michael, who plays golf at the Air Force Academy. She is just the second CU women's golfer to come from the Aloha State. Fan enjoys cooking, photography and exercise. In addition to golf, Fan has also performed vocally at various local events. Fan says she chose Colorado for the coaching staff's experience and passion for the game. Fan views Colorado as a place where she could elevate her game to the next level, get a great education and become part of a National Championship team. She says CU's facilities are first class when it comes to developing a well-balanced athlete. She also enjoys Boulder's "healthy environment." After college, Fan hopes to play on the LPGA Tour and become the No. 1 ranked golfer in the world.

## THE FAN FILE

Height:	5-9
Class:	Sophomore
Experience:	1 Letters
Hometown:	Pearl City, Hawai'i
High School:	Kamehameha
Rounds:	31
Stroke Avg:	74.87
Rounds 70s	28
Subpar Rounds	1
Even Par Rounds	4
Top 20 Finishes	6
Rounds Counting	30/31—96.77%
Best Career Round	70 - 2-Under Par 2015 LSU Tiger Golf Classic

## CAREER STATISTICS

Season	Rds	Strokes	Overall				Spring				Fall				
			Avg.	SCIRP	Avg.	Lo	Hi	Rds	Strokes	Avg.	SCIRP	Rds	Strokes	Avg.	SCIRP
2014-15	31	2,321	74.9	97	3.1	70	82	20	1,490	74.50	61	11	831	75.6	36

# TORI GLENN



## College—2014-15 (RFr.)—

Glenn made her Colorado debut in September at the Parmigan Fall Ram Classic in the Buffs' first tournament of the fall season. Competing as an individual, she recorded her best performance of the year, shooting 231 or 15-over par after tallying four birdies and posting all three rounds in the 70s. Glenn also competed individually in three other fall tournaments—the Minnesota Invitational, Golfweek Conference Challenge where she earned her first career hole-in-one and the Ron Moore Intercol-

## Academics—

Glenn majors in integrative physiology in pursuit of a career in the medical industry. In high school, Glenn was a summa cum laude her freshman year and magna cum laude her sophomore and junior years. She is also a member

of the National Honors Society.

legiate. In the spring, Glenn competed as an individual at the LSU Tiger Golf Classic and the Denver vs. Colorado JV meet. She finished with an 80.63 stroke average over 16 rounds.

**2013-14 (Redshirt)**—Glenn redshirted her first year at Colorado. She has four years of eligibility remaining.

**High School**—In three varsity seasons with the Valor Christian women's golf team, Glenn and the Eagles won three straight Colorado High School 4A Regional Championships and back-to-back 4A State Championships in her final two seasons. In just her second season playing varsity golf, Glenn cut 20 strokes off her first year average. As a junior, she was named the Jefferson County MVP. She placed first individually in the Jeffco 4A League, had a top 10 performance at the state championship and earned seven first place finishes through 4A league and invitational play. She was also named first-team all-conference and a Valor Christian Champion of the Week. She continued to improve in her senior season, recording top five finishes in all of her team's 4A and 5A invitationals, including four first place finishes, and earning her second Valor Christian Champion of the Week title.

**Other**—In 2012, Glenn came in second place at the RMJGT Tournament of Champions and won the match play round at the RMJGT Ryder Cup, both in Scottsdale, Ariz. She also received the RMJGT Sportsmanship of the Year Award in December 2012. In 2013, she had a runner-up finish at the Colorado Women's Golf Association Match Play and tied for 16th at the CWGA Match Play Championship.

**Best Career Round In Competition**—71 (Poudre Invite, Harmony Golf Club, Timnath, Colo.)

## THE GLENN FILE

Height:	5-7
Class:	Sophomore
Experience:	1 Letter
Hometown:	Castle Pines, Colo.
High School:	Valor Christian
Rounds:	16
Stroke Avg:	80.63
Rounds 70s	7
Even Par Rounds	1
Top 20 Finishes	1
Top 10 Finishes	1
Best Career Round	72 - Even Par
	2014 Ron Moore Intercollegiate

**Personal**—Victoria Sheridan Glenn was born on December 13, 1994 in Littleton, Colo. Her parents are Geoff, the CEO of Three G Body and Paint Incorporated in Littleton, and Rolinda Glenn, an accountant. Glenn has one younger brother, Tanner, who currently attends Valor Christian. A former state champion gymnast, Glenn turned to golf after a serious injury ended her gymnastics career after her freshman year. She says that once she found golf, she also found a new direction in life. Glenn also enjoys skiing, scuba diving, riding all-terrain vehicles, playing piano and traveling. She says an interesting fact about her is that her grandmother is Japanese. Though Glenn had contact with six other schools, she chose CU because she loves Boulder, felt welcomed by the team and comfortable that the coaching staff could take her game to a new level.

## CAREER STATISTICS

Season	Rds	Strokes	Overall					Spring				Fall			
			Avg.	SCIRP	Avg.	Lo	Hi	Rds	Strokes	Avg.	SCIRP	Rds	Strokes	Avg.	SCIRP
2014-15	16	1,290	80.6	138	8.6	72	90	4	336	84.0	48	12	954	79.5	90

# MEGAN HAASE



**College—2014-15 (Jr.)—**Haase competed in three tournaments, totaling seven rounds. She recorded an 83.86 stroke average. She participated as an individual at the Golfweek Conference Challenge, Ron Moore Intercollegiate, recording a season-best 77 in the final round and the Denver vs. Colorado JV meet.

**2013-14 (So.)—**Haase competed in two tournaments, recording an 82.67 stroke average through six rounds. She played

in the Buffs' first and last tournaments off the fall, the Ptarmigan Ram Classic and the Pac-12 Fall Preview, shooting two rounds in the 70s.

**2012-13 (Fr.)—**Haase established herself as one of three true freshmen to remain in the top rotation throughout the fall season for the Buffaloes. She played in all five tournaments and 15 rounds, compiling a stroke average of 78.93. Haase competed in four more tournaments in the spring, posting a stroke average of 78.55 through 11 rounds. Of her 26 rounds, 17 were in the 70s. Her best event was the New Mexico Invitational, in which teammate Jenny Coleman won and the Buffs placed eighth. She compiled a 10-over par 229, including a 1-over par 74 in the final round to finish tied for 39th with a scorecard of 79-76-74—229.

**High School—**Haase concluded her high school career at Lewis and Clark playing the best golf of her career. She finished tied for third place at the 4A state championship with a two-round score of 72-75—147, helping L&C to a third place team finish. She won the District 8 4A individual title in a playoff after second round 1-under par 71. She won on the third playoff hole over teammate Sierra Kersten. Under coach Michelle Grafos. She lettered four times in golf to date and Lewis and Clark won the 2009 Washington High School State Championship her freshman season when she earned First Team Greater Spokane League honors, a feat she accomplish in her sophomore through junior campaigns, as well. She had four top 10 individual finishes at the State Championships, as well, as she placed fifth as a freshman, 10th as a sophomore and third her junior and senior seasons. She also played the post position in basketball and was captain of her freshman and junior varsity teams.

**Other—**She finished 10th at the Girls Juniors America's Cup competition in Reno, Nev., in 2011, and her 3-under par 69 in the second round was the low round of that day and was named the team MVP. She finished the 54-hole event at 3-over par 219. She placed 35th at the Junior World Championships at Torrey Pines Golf Course in San Diego, shooting a 8-over par 230 on the par 74 course. She held a ranking of 42 for the class of 2012 on the Junior Golf Scoreboard rankings and held that ranking throughout the summer. She qualified for the USGA and had two top 10 finishes at American Junior Golf Association tournaments. She is the women's competitive course record holder for the Meadowood Golf Course for the front nine when she shot a 31 when she was 14 years old.

**Best Career Round In Competition—**68 (-4; 2011, Sun Willows Golf Course, Pasco, Wash., a northwest junior golf tour event).

**Academics—**She is majoring in journalism at Colorado with an emphasis on broadcast production. She was on the honor roll since her freshman year at Lewis and Clark High School.

**Personal—**Megan Haase was born March 9, 1994, in Spokane, Wash., to Bill and Debbie Haase. She has one brother, Justin, who plays golf for Seattle University. Her father played football at Sacramento State. She is a card carrying member of Cherokee Nation. Her hobbies include working out, hiking, reading and hanging out with friends. She chose Colorado because it is an all-around great school, the golf program is strong and she believes coaches Kelly and Franklin can take her game to the next level. She was also impressed with Boulder on her visit.

## THE HAASE FILE

Height: 5-8  
 Class: Senior  
 Experience: 3 Letters  
 Hometown: Spokane, Wash.  
 High School: Lewis & Clark  
 Rounds: 39  
 Stroke Avg: 80.28  
 Rounds 70s: 21  
 Rounds Counting: 20/26—76.92%  
 Best Career Round: 74 - 1-Over Par  
 2012 New Mexico Invitational

## CAREER STATISTICS

Season	Rds	Strokes	Overall					Spring				Fall			
			Avg.	SCIRP	Avg.	Lo	Hi	Rds	Strokes	Avg.	SCIRP	Rds	Strokes	Avg.	SCIRP
2012-13	26	2,048	78.8	+173	6.7	74	84	11	864	78.6	+72	15	1,184	78.9	+101
2013-14	6	496	82.7	+61	10.2	79	92	—	—	—	—	6	496	82.7	+61
2014-15	7	587	83.9	+83	11.9	77	95	1	79	79.0	+7	6	508	84.7	+76
<b>TOTALS</b>	<b>39</b>	<b>3,131</b>	<b>80.3</b>	<b>+317</b>	<b>8.1</b>	<b>74</b>	<b>95</b>	<b>12</b>	<b>943</b>	<b>78.6</b>	<b>+79</b>	<b>27</b>	<b>2,188</b>	<b>81.0</b>	<b>+238</b>

# ALEXIS KEATING



**College—2014-15 (Jr.)**—Keating continued to play an important role in the Buffaloes' rotation as a junior. She competed in all 11 team events and had two top five finishes, highlighted by shooting a school-record 66 in the final round of the 2015 Pac-12 Championships in Boulder, which helped propel CU to a program-best fifth place finish. Keating took fifth place, overall. Earlier in the year, she earned a third place finish at the Ptarmigan Ram Fall Classic, carding a 70-72-71—213 or 3-under par. She was third on the team with a 75.03 stroke average and second with 25 rounds in the 70s along with three subpar rounds. Keating concluded her year with five top 25 finishes overall. She

was named a Pac-12 All-Academic Honorable Mention and earned CU Athlete of the Week honors.

**2013-14 (So.)**—Keating competed in all of the Buffs' tournaments as a sophomore, seeing 25 of her 32 rounds count toward team scoring. She recorded 22 rounds in the 70s. Through 12 rounds in the fall, Keating compiled a 78.58 stroke average. She improved that number to 77.00 through 20 rounds in the spring. She had her best performance of the fall to open the season, finishing tied for 27th at the Ptarmigan Ram Classic with a 10-over par 226 (75-77-74) scorecard. Keating gained momentum early in the spring, beginning the season with three consecutive top 30 finishes. First, she finished 9-over par 151 for a 28th place finish at the Peg Bernard Invitational. Next, Keating led the Buffs in the Bruin Wave Invitational, shooting 10-over par 226 to finish 18th. Keating had the best performance of her collegiate career in the Buffs' next tournament, tying for 12th at the Clover Cup. She shot a season-low 71 in the first round and helped the Buffs to a third place team finish.

**2012-13 (Fr.)**—Keating began making her mark from her first tournament as a freshman, and didn't let up throughout the season. She compiled a stroke average of 77.13 having played in all 15 rounds and five tournaments for the Buffaloes in her first semester of college golf. She opened her college career with a pair of 2-over par 74 rounds (scored on the same day) as she finished the Ptarmigan Ram Classic in 24th place with a 10-over par 226. In 17 rounds in the spring, Keating recorded a 76.59 stroke average, to improve her season average to 76.84, the second best on the team. She had her best performance of her young career at the Anuenue Spring Break Classic, finishing with a scorecard of 69-76-74—219 to tie for 21st place. After a historic first round of play, Keating sat in fourth place, becoming just the fifth CU freshman and 15th Buff to shoot a round in the 60s. Overall, it was just the eighth round in the 60s by a freshman in program history. Throughout the season, she had 23 rounds in the 70s.

**High School**—Keating concluded her stellar high school career by winning the first state championship in Elma High School history. She finished second individually after shooting a 74-76—150 at the state championships while her sister, Lauryn, a freshman, took third. The sisters were coached by their mother, Michele. Alexis was Elma High School's No. 1 player all four seasons and also won WIAA State medalist honors her sophomore season. On top

of her runner-up finish as a senior, she also finished second as a junior and fifth as a freshman at the state championships. She has been the WIAA District IV Individual medalist each of her four years to date and led Elma to the District Championship as a junior and senior. A four-time Evergreen League MVP, she was named the Seattle Times Athlete of

the Week as a freshman and the Olympian Athlete of the Year in Golf as a sophomore. She has also participated on the Dance and Drill team at Elma all four years of high school.

**Other**—She placed 33rd at the 2010 Callaway Junior World Championships at Torrey Pines Golf Course in San Diego and 29th at the Junior America's Cup at Genoa Lakes Golf Course in Reno, Nev., in 2011. She was a member of the WJGA North Pacific Junior Ladies Team in both 2010 and '11 and her team in 2010 defeated Canada. She took home ninth place at the AGJA Junior at Centennial Golf Course in Medford, Ore., in 2010 and that same year won the AJGA Junior Qualifier at Wenatchee Golf Course in Wenatchee, Wash. Keating shot a 74 in the 2014 United States Women's Amateur Public Links Qualifier at the Home Course in DuPont, Wash., advancing to the championships, where she finished tied for 33rd in stroke play and qualified for match play.

**Best Career Round In Competition**—66 (-5; 2015, Boulder Country Club, Boulder, Colo., in the 2015 Pac-12 Championships).

**Academics**—She majors in communication at Colorado and is seeking a teaching license in elementary education. She was named a 2014 Pac-12 All-Academic honorable mention. She is a member of the National Honors Society and was named to the Evergreen League All-Academic team her junior year.

**Personal**—Alexis Markel Keating was born August 6, 1994, in Olympia, Wash., to Mark and Michele Keating. She has two younger siblings, Lauryn, also on the CU golf team and Spencer. Lauryn was a freshman at Elma when Alexis was a senior and the duo led her school to a state championship, coached by their mother, Michele. She enjoys scrap booking, dancing and playing card games with her family. She once played in a foursome with Alexis Thompson when they were both 8 years old at the U.S. Kids World Golf Championships. She chose Colorado because the coaches and players made her feel welcome and Boulder felt like a place she could call home. She feels the program is very strong and that it will be an excellent place to grow as a person and player.

## THE A. KEATING FILE

Height:	5-6
Class:	Senior
Experience:	3 Letters
Hometown:	Elma, Wash.
High School:	Elma
Rounds:	95
Stroke Avg:	76.51
Rounds 70s	70
Rounds 60s	2
Subpar Rounds	5
Rounds Counting	83/95—87.37%
Best Career Round	66 - 5-Under Par
	2015 Pac-12 Championships

## CAREER STATISTICS

Season	Rds	Strokes	Overall					Spring					Fall				
			Avg.	SCIRP	Avg.	Lo	Hi	Rds	Strokes	Avg.	SCIRP	Rds	Strokes	Avg.	SCIRP		
2012-13	32	2,459	76.8	+155	4.8	69	83	17	1,302	76.6	+81	15	1,157	77.1	+74		
2013-14	32	2,483	77.6	+175	5.5	71	87	20	1,540	77.0	+102	12	943	78.6	+73		
2014-15	31	2,326	75.0	+107	3.5	66	86	20	1,501	75.1	+77	11	825	75.0	+30		
<b>TOTALS</b>	<b>95</b>	<b>7,268</b>	<b>76.5</b>	<b>+437</b>	<b>4.6</b>	<b>66</b>	<b>87</b>	<b>57</b>	<b>4,343</b>	<b>76.2</b>	<b>+260</b>	<b>38</b>	<b>2,925</b>	<b>77.0</b>	<b>+177</b>		

# LAURYN KEATING



**High School**—Throughout four years of high school competition, under coach Michelle Keating, her mother, Keating has earned one State Championship title, has two third place finishes in the State tournament and is a three-time Evergreen Division All-Academic Award recipient. She placed third during her freshman and sophomore seasons, and took home her first State title as a junior, which Keating highlights as the biggest moment of her high school career. She won the state championship after coming back from four

strokes behind with only six holes to play. Twice, she has been named the Evergreen League MVP and she has earned medalist honors in 35 of 36 matches as a member of her high school team. In 2012, as a freshman, she and her sister, Alexis, (a senior at the time) helped lead Elma to its first High School State Championship in school history.

**Other**—Keating was part of the 2013 Junior Girls Golf America's Cup in Albuquerque, N.M. and again in 2014, when the event was held in Walla Walla, Wash. She placed 78th at the 2013 USGA Junior Girls Championship in Fort Wayne, Ind. and 65th overall at the 2014 Junior World Championship in San Diego, Calif. Keating recorded her best career round in the 2011 Washington State Junior Golf Association District Tournament, where she shot a 72 on The Home Course in Dupont, Wash.

**Best Career Round in Competition**—72 (2011, the Home Course, Dupont, Wash., in the WJGA District Tournament).

**Academics**—Keating is an open option major.

**Personal**—Lauryn Raquel Keating was born in Olympia, Wash. on April 18, 1997. Her parents are Mark and Michelle Keating. She has two siblings, her sister, Alexis, who is a senior on the CU women's golf team and one brother, Spencer, who is a junior in high school. Her hobbies include reading, exercising and yoga. After graduation she would like to become a nutritionist or personal trainer, but first she wants to study abroad for a year. Keating decided to attend CU because it feels like her home away from home, she loves the atmosphere and believes the coaching staff will help her grow as a golfer, hoping to one day become a professional on the LPGA Tour.

## THE L. KEATING FILE

Height:	5-7
Class:	Freshman
Experience:	High School
Hometown:	Elma, Wash.
High School:	Elma

# ESTHER LEE



**College—2014-15 (So.)**—In Lee's first year competing for the black and gold, she put together one of the best seasons in CU history, finishing her 2014-15 campaign with a team-best 73.03 stroke average. She recorded 10 top 20 finishes, which is tied for second most all-time in a single season and also notched a school record 72.25 spring stroke average. Lee won her first collegiate tournament, earning medalist honors at the Bay Area Intercollegiate in the spring where she shot a school-record 206 in the 54-hole

event. All-together, Lee tallied five rounds in the 60s between the fall and spring, the most by any golfer in a single-season. She led the team with three top five finishes, eight subpar rounds, was second on the team with four even-par rounds and third on the squad, recording 26 rounds in the 70s. Lee finished as the No. 22/23 (GolfStat/Golfweek) ranked individual in the country and was awarded several accolades for her impressive season, including being the first Buff ever to be named to the All-Pac-12 First Team, earned a place on the WGCA All-American Second Team and Golfweek All-American Third Team along with earning CU Female Athlete of the Year honors and CU Athlete of the Week, twice.

**2013-14 (Fr. at Duke)**—In her first collegiate tournament, Lee turned in a top 20 finish as she tied for 16th with rounds of 79, 71 and 24 for a 224 at the Landfall Tradition in Wilmington, N.C. Lee competed in three tournaments during her freshman season. Her best finish came in the Darius Rucker Intercollegiate when she finished in 12th place at six-over par, helping the Blue Devils win the meet.

**High School**—Lee, a graduate of Los Alamitos High School in Alamitos, Calif. was listed third on the Junior Golf Scoreboard, fourth in the Golfweek Junior rankings and No. 10 in the Polo Junior Golf rankings when she completed high school. In 2012, she was named to the First Team Rolex Junior All-America and played on the Junior Ryder Cup team. She recorded seven top 10 finishes in seven events on the AJGA tour in 2012 with one of her best finishes that year coming at the Polo Golf Junior Classic when she earned co-medalist honors. In 2011, Lee tallied six top 10 finishes and one victory and competed in the Junior Solheim Cup for the U.S. in Trim, Ireland, where she posted a 1-1-1 record and helped her team win the tournament. Lee finished in the top 10 on five different occasions and claimed one win in 2010. As a senior, she was named the Orange County Player of the Year and The Press Telegram Player of the Year as a junior.

Over her four-year high school golf career, Lee posted 26 total wins and as a sophomore, her high school team placed second at the state championship.

**Best Career Round In Competition**—67 (-5; 2015, Silverado Resort & Spa, Napa, Calif., in the 2015 Silverado Showdown).

**Academics**—Lee is majoring in communication.

**Personal**—Esther JH Lee was born October 18, 1994 in Pueblo, Colo. and is the daughter of Seung Soo and Eun Ha Lee. She grew up in Los Alamitos, Calif. and attended Los Alamitos High School. Lee has one brother, John, who is a student at West Point in N.Y. She was a member of the Principal's Honor Roll each of her first three years of high school and was involved in the Red Cross Club, Helping Kids be Kids Club and the Wounded Veterans.

## THE LEE FILE

Height:	5-6
Class:	Junior
Experience:	1 Letter
Hometown:	Los Alamitos, Calif.
High School:	Los Alamitos/Duke
Rounds:	31
Stroke Avg:	73.03
Rounds 70s	26
Rounds 60s	5
Subpar Rounds	8
Rounds Counting	39/44—88.64%
Best Career Round	67 - 5-Under Par 2015 Silverado Showdown

## CAREER STATISTICS

Season	Rds	Strokes	Overall					Spring			Fall				
			Avg.	SCIRP	Avg.	Lo	Hi	Rds	Strokes	Avg.	SCIRP	Rds	Strokes	Avg.	SCIRP
2014-15	31	2,264	73.0	+40	1.3	67	79	20	1,445	72.3	+16	11	819	74.5	+24

# JAMIE OLEKSIEW



**College—2014-15 (Jr.)**—Oleksiew recorded a 78.76 stroke average, playing in 29 rounds and 10 of the Buffs' 11 tournaments in her junior season. In the fall, she posted a 78.09 stroke average over four meets and had her best performance of the year at the Minnesota Invitational. She recorded an 80-73-73—226 or 10-over par scorecard and finished tied for 14th place overall. She completed the spring portion of the schedule with a 79.17 stroke average in 18 rounds, including 11 in the 70s. In total, Oleksiew had 17 rounds in the 70s, which was fifth most on the team.

**2013-14 (So.)**—Oleksiew competed in all 11 of the Buffs' tournaments as a sophomore, with 26 of her 31 rounds counting toward team scoring. In the fall, Oleksiew compiled a 75.00 stroke average, ranking second on the team. Her 77.42 season stroke average ranked third. In each of the fall tournaments, she had at least one round of 2-over par 74 or better. In total, she had 24 rounds in the 70s. She had two top 20 finishes, recording her career-best finish at New Mexico's Dick McGuire Invitational on September 21. A pair of par 73s helped her to an 11th place finish and a 1-over par 226 scorecard. She also excelled at the Edean Invite in October, improving each round to finish 9-over par 225 and tie for 16th. Oleksiew had her best performance of the spring at the Anuenue Spring Break Challenge, where she tied for 37th.

**2012-13 (Fr.)**—In her first semester of college golf, she hit the ground running and played in the first two events in the fall season for the Buffaloes before being sidelined the last two events with an off-the-course injury. She finished the fall season with a stroke average of 77.17, second best on the team, with five of her six rounds in the 70s and one at even par, a 72 in the final round of the Ptarmigan Ram Classic in Fort Collins. In the spring, she competed in all six of the team's tournaments, with a 76.94 stroke average through 17 rounds. Her season stroke average of 77.00 ranked third on the team. She continued to perform well, having 13 of her rounds in the 70s. Her best performance of the year came in March at the Anuenue Spring Break Classic, where she finished 9-over par 225. In each of the three final tournaments of the season, she had a round of 2-over par 74 or better.

**High School**—Oleksiew graduated from the IMG Pendleton College Prep School in Bradenton, Fla., after also attending Southridge High School in Surrey, British Columbia, her freshman and sophomore seasons. As a freshman and sophomore, she was the MVP of the senior golf team and a member of the Effort Honor Roll. She had stroke averages of 76.7 as a freshman and 75.0 as a sophomore. At IMG as a junior, her stroke average fell to 74.3 and she was ranked second at the Academy for fitness level among the women's athletes there. She also played field hockey at Southridge High School and was named the MVP of the junior team. She is also a national and international level alpine skier and has several top performances including at the British

Columbia Gold Cup Nationals and the Whistler Cup 2K Worlds.

**Other**—She placed third in the medal play portion of the 2014 Florida State Golf Association Women's Amateur Championship. She won the British Columbia Girls Championship in 2013 and finished seventh in 2011. She was sixth place at the 2011 International Junior Golf Tour Tournament of Champions. She took a fourth place at the HJGT Harmony and won the AJGA National Qualifier in Texas in 2010. She was fifth at the Alberta Junior Girls Championship. She played for the Maple Leaf Junior Golf Tour and helped Team Canada win the Saxon Championship in Australia and the World Youth Team Challenge, both in 2008. She also played for the WGA Team Canada from 2009-10 at the Stephen Ames Cup.

**Best Career Round In Competition**—71 (-2, Arbutus Ridge Golf Course, British Columbia, Canada, ISA High School Championships).

**Academics**—She majors in economics with a minor in technology, arts and media (TAM). She was named a 2014 Pac-12 All-Academic honorable mention. She was a member of the honor roll with distinction as a freshman and sophomore at Southridge High School. At IMG Pendleton, she was named to the Academic Headmasters List and to the National Honor Society of High Schools Scholars as a junior.

**Personal**—Jamie Oleksiew was born August 9, 1994, in Vancouver, British Columbia, Canada, to Lawrence and Lisa Oleksiew. She enjoys reading, skiing, playing the flute, working out, listening to music, dance and acting. She was a ski racer at a national and international level. She chose Colorado because of the overall atmosphere of the campus and she feels CU is a perfect match for her because of the mix of academics and athletics. She lists the biggest moment of her high school career the decision to move to Florida to attend IMG Pendleton College Prep School. Her freshman year at Southridge, she won a fine arts achievement award. Her last name is pronounced O-LEX-YOU).

## THE OLEKSIEW FILE

Height: 5-5  
 Class: Senior  
 Experience: 3 Letters  
 Hometown: Vancouver, B.C.  
 High School: IMG Pendleton  
 Rounds: 83  
 Stroke Avg: 77.77  
 Rounds 70s: 59  
 Top 20 Finishes: 3  
 Rounds Counting: 60/80—75.00%  
 Best Career Round: 72 - Even Par  
 Five Times

## CAREER STATISTICS

Season	Rds	Strokes	Overall					Spring					Fall			
			Avg.	SCIRP	Avg.	Lo	Hi	Rds	Strokes	Avg.	SCIRP	Rds	Strokes	Avg.	SCIRP	
2012-13	23	1,771	77.0	+115	5.0	72	83	17	1,308	76.9	+87	6	463	77.2	+28	
2013-14	31	2,400	77.4	+164	5.3	72	86	19	1,500	78.9	+134	12	900	75.0	+30	
2014-15	29	2,284	78.8	+202	7.0	73	86	18	1,425	79.2	+138	11	859	78.1	+64	
<b>TOTALS</b>	<b>83</b>	<b>6,455</b>	<b>77.7</b>	<b>+481</b>	<b>5.7</b>	<b>72</b>	<b>86</b>	<b>54</b>	<b>4,233</b>	<b>78.3</b>	<b>+359</b>	<b>29</b>	<b>2,222</b>	<b>76.6</b>	<b>+122</b>	

# GILLIAN VANCE



**High School**—Vance earned four letters in golf and two in cross country during her four years at Dakota Ridge High School in Littleton, Colo. All four years of her prep career she was All-Conference in golf and All-State her sophomore year. As a freshman, she was also named the 5A Regional Champion and her senior year, earned a place on the honor roll. Vance recalls her biggest moment of her high school career as earning an opportunity to compete in the U.S. Girls' Junior Amateur tournament and qualifying for the first USGA Women's Four-Ball Championship at Bandon Dunes in Bandon, Ore.

**Other**—In 2013, Vance placed 17th in the Optimist International Championships and is also a Junior Amateur qualifier medalist. Entering the Optimist International Championships again in 2014 she was in the top 25. In May 2015, she participated in the inaugural USGA Four-Ball Championship.

**Best Career Round in Competition**—68 (2014, Flatirons Golf Course, Boulder, Colo., Junior World Qualifier).

**Academics**—Vance is studying broadcast journalism and is also interested in business.

**Personal**—Gillian Vance was born on October 25, 1997 in Denver, Colo. to parents Michael and Jamie Vance. She has two older brothers, Cody, who just became a professional golfer and Drew, who is a golfer at Regis University in Denver. She is related to Major League Baseball Hall of Famer Dazzy Vance and her grandfather was a swimmer CU. Vance enjoys running marathons, cooking, and yoga and recently took third place in her age group of the Rock-N-Roll Half Marathon. She chose to attend the University of Colorado because she loves the program and coaches, and believes the coaching staff can bring her game to the next level.

## THE VANCE FILE

Height:	5-5
Class:	Freshman
Hometown:	Lakewood, Colo.
High School:	Dakota Ridge

# NATALIE VIVALDI



**College—2014-15 (So.)—** Vivaldi continued to play a key role in the Buffaloes' rotation as a sophomore where she competed in all 11 team events. She finished the season with a 78.74 stroke average, ranking fourth on the team. Vivaldi recorded 21 of her 31 rounds played in the 70s. She had her best performance at the Edean Ihlanfeldt Invitational, posting a 72-80—152 or 8-over par scorecard to finish 22nd overall. In 10 of 11 tournaments, Vivaldi recorded at least one round in the 70s.

She also had one of her strongest showings in the Ptarmigan Fall Ram Classic in the Buffs' season opener, carding a 77-74-77—228 or 12-over par score.

**2013-14 (Fr.)—**Vivaldi made her Colorado debut in September at the Branch Law Firm/Dick McGuire Invitational. Competing as an individual, she managed three birdies in her first round. She had her best performance in the final round, shooting 5-over par 78. Vivaldi became a major part of the Buffs' rotation by the spring, competing in each of the Buffs' seven tournaments in the latter half of the season. She had her best performances in March, posting top 25 finishes in back-to-back tournaments. Vivaldi recorded her best round of the season at the Clover Cup, shooting an even par 72 in the second round. Vivaldi finished the tournament 10-over par to tie for 23rd. She continued to improve in her next outing, tying for 21st at the Anuenue Spring Break Challenge. Beginning the tournament with two rounds of 74, Vivaldi finished with an 18-over par 234 scorecard.

**High School—**A four-year letter-winner in golf at Rancho Buena Vista High School under coach David Emerick. She was named first-team All-CIF San Diego Section in both 2011 and '12 and was the sixth overall individual from the San Diego Section over that time period. She was an individual qualifier to the CIF Southern California Regionals in both 2011 and '12. She won the 2011 Merced High School Girls Golf Invitational in 2011. She lists the biggest accomplishment in her high school career as qualifying for the Southern California Regionals as a junior in 2011.

**Other —** She earned six consecutive top 5 finishes on the American Junior Golf Association Toyota Cup and USGA events from April to August 2012. In addition to that run in those events, she won the San Diego Junior Golf Association Junior Worlds Qualifier No. 1 at Escondido Country Club in Escondido, Calif., in June. She had five top 10 and four top 5 finishes in 2012 in SDJGA events. She won the 2014 San Diego City Amateur Championship.

## THE VIVALDI FILE

Height:	5-8
Class:	Junior
Experience:	2 Letters
Hometown:	Oceanside, Calif.
High School:	Rancho Buena Vista
Rounds:	53
Stroke Avg:	78.85
Rounds 70s:	36
Rounds Counting	36/50—72.00%
Best Career Round	72 - Even Par Two Times

**Best Career Round In Competition—**65; 2013 Toyota Tour Cup Event, Twin Oaks Golf Course, San Marcos, Calif.

**Academics—**She intends to major in business administration at Colorado and is interested in a career in the golf industry after graduation. She was named a 2011-12 Scholar Athlete by the San Diego Union Tribune for maintaining above a 3.9 grade point average.

**Personal—**Natalie Largent Vivaldi was born June 12, 1995, in Oceanside, Calif., to Gregory and Julie Vivaldi. She has an older sister, Ali. Her hobbies include basketball, football and other outdoor activities. She began playing golf just three years ago and prior to that she was on a middle school basketball team that won three consecutive championships and compiled a 77-3 record. During the school year she interns at the El Camino Country Club. She was a state finalist at California History Day her freshman year of high school. She chose Colorado because she loved the school, the city, coaches and players and wants to compete against the very best in the Pac-12.

## CAREER STATISTICS

Season	Rds	Strokes	Overall					Spring				Fall			
			Avg.	SCIRP	Avg.	Lo	Hi	Rds	Strokes	Avg.	SCIRP	Rds	Strokes	Avg.	SCIRP
2013-14	22	1,738	79.0	+153	7.0	72	90	19	1,491	78.5	+125	3	247	82.3	+28
2014-15	31	2,441	78.7	+217	7.0	72	89	20	1,583	79.2	+154	11	858	78.0	+63
<b>TOTALS</b>	<b>53</b>	<b>4,179</b>	<b>78.8</b>	<b>+370</b>	<b>6.9</b>	<b>72</b>	<b>90</b>	<b>39</b>	<b>3,074</b>	<b>78.8</b>	<b>+279</b>	<b>14</b>	<b>1,105</b>	<b>78.9</b>	<b>+91</b>

# ALLIE ZECH



**Career**—After walking on to the team in 2012, Zech has compiled a 77.92 stroke average through 38 rounds, 26 of which have counted toward team scoring. She's recorded 27 rounds in the 70s, including 21 as a freshman.

**College—2013-14 (So.)**—Zech competed in three tournaments in the fall, with six of her nine rounds counting toward team scoring. She compiled a 78.33 stroke average, ranking fourth on the team, and recorded six

rounds in the 70s in her first two tournaments of the season. She tied for 30th at the Ptarmigan Ram Classic to begin the season, finishing with a scorecard of 76-77-74—227. At the New Mexico Invite, she shot 10-over par 229.

**2012-13 (Fr.)**—Zech walked-on for the Buffaloes and her impact on the program was immediate in the fall season, as she played in four tournaments and 12 rounds. She compiled a stroke average of 77.67, with nine rounds in the 70s, the second-best mark on the squad. In the spring, she competed in all six tournaments, compiling a 77.88 stroke average. At season's end, her stroke average of 77.79 ranked fourth on the team, and third amongst teammates who played more than 25 rounds. She had 21 rounds in the 70s, and 20 of her 23 rounds counted toward team scoring. She was at her best at the New Mexico Invitational, when she shot a 9-over par 228 and finished tied for 35th individually with a 75-75-78—228 scorecard on the par 73 course. She shot a season-low 2-over par 74 twice during the season, at the Tar Heel Invitational in October and at the Clover Cup in March.

**High School**—Zech was a four-year letterwinner in golf at Palm Desert High School in Palm Desert, Calif. She led Palm Desert to four Desert Valley League Championships and four California Interscholastic Federation regional championships and was the 2011 CIF Southern California champion. Palm Desert took third place in the state championships in 2010 and 2011. Her 2011 squad won the WSCGA championship. She represented Southern California on the SCPGA Team in 2009 and 2010 in the North vs. South Team Cup. She was a four-time first-team All-Desert Valley League selection and got it done in the classroom with four High Honor Roll honors, three Academic Athlete honors and as a fresh-

man had a top 10 GPA. She is the only golfer in Desert Valley League history to shoot a 3-under par 33 on three separate occasions.

**Other**—She narrowly missed out on two match-play championships in 2010, first by three strokes at the 2010 Women's Amateur Championships in Charlotte, N.C., and then by just one stroke at the 2010 Women's Amateur Public Links Championships in South Bend, Ind. She also played in the 2011 Women's Amateur Public Links Championships in Bandon, Ore., and won the 2012 FCG Collegiate Championship. She was top 5 at the 2011 WSCGA High School Championships and played in the 2011 Canadian Women's Amateur Championship. She also won events on SCPGA, JAGS and FCG.

**Best Career Round In Competition**—68 (-4; 2012, SCPGA Bridgestone Summer Series Desert Championship).

**Academics**—She is majoring in International Affairs at Colorado. She was a member of the Palm Desert High School High Honor Roll each of her four years of high school and was three times honored as an Academic Athlete. She graduated as a Senior Scholar.

**Personal**—Alleman Faye Zech was born December 23, 1993, in Palm Springs, to Lawrence and Debra Zech. Her dad played golf at San Diego State and as a professional, while her aunt, Helen Zech, played tennis at Oregon and as a professional. She enjoys working out, art, reading, all sports and going to the beach. She enjoys volunteering at The First Tee and was the Volunteer of the Year in 2009. She won a Palm Desert Mayor award for a Best of Show essay she wrote and was selected as the inspirational leader by the ASB. She chose to attend Colorado because it was the perfect mix of academic and athletic challenges that she was looking for to push herself.

## THE ZECH FILE

Height:	5-6
Class:	Senior
Experience:	3 Letters
Hometown:	Indian Wells, Calif.
High School:	Palm Desert
Rounds:	56
Stroke Avg:	78.27
Rounds 70s	36
Rounds Counting	27/34—79.41%
Best Career Round	71 - 1-Under Par
	2015 DU vs. CU JV Event

## CAREER STATISTICS

Season	Rds	Strokes	Overall					Spring				Fall			
			Avg.	SCIRP	Avg.	Lo	Hi	Rds	Strokes	Avg.	SCIRP	Rds	Strokes	Avg.	SCIRP
2012-13	29	2,256	77.8	+168	5.8	74	83	17	1,324	77.9	+103	12	932	77.7	+65
2013-14	12	942	78.5	+75	6.3	74	86	3	237	79.0	+21	9	705	78.3	+54
2014-15	15	1,185	79.0	+110	7.3	71	87	9	717	79.7	+74	6	468	78.0	+36
<b>TOTALS</b>	<b>56</b>	<b>4,383</b>	<b>78.2</b>	<b>+353</b>	<b>6.3</b>	<b>71</b>	<b>83</b>	<b>29</b>	<b>2,278</b>	<b>40.6</b>	<b>+198</b>	<b>27</b>	<b>2,105</b>	<b>77.9</b>	<b>+155</b>

## **Season by Season**

1994-95	23
1995-96	24
1996-97	25
1997-98	26
1998-99	27
1999-2000	28
2000-01	29
2001-02	30
2002-03	31
2003-04	32
2004-05	33
2005-06	34
2006-07	35
2007-08	36
2008-09	37
2009-10	38
2010-11	39
2011-12	40
2012-13	41
2013-14	42
2014-15	43

# 1994-95 COLORADO WOMEN'S GOLF



## 1994-95 Statistics

Player	Overall								Spring				Fall				Best
	Rd	Strk	Avg.	SCIRP	S-Avg.	Lo	Hi	L54	Rd	Strk	Avg.	SCIRP	Rd	Strk	Avg.	SCIRP	
Ann Grooms	21	1,830	87.14	+354	+16.9	40	98	262	11	935	85.00	+179	10	895	89.50	+175	t-3rd
Erin Hall	20	1,775	88.75	+371	+18.6	45	102	260	11	963	84.55	+207	9	812	90.22	+164	t-11th
Kylee Moullet	18	1,604	89.11	+344	+19.1	45	104	267	11	942	85.64	+186	7	662	94.57	+158	t-9th
Linda Sue Linton	12	1,077	89.75	+249	+20.8	46	103	274	11	981	89.18	+225	1	96	96.00	+24	15th
Ashley Ford	21	1,897	90.33	+421	+20.0	42	102	273	11	976	88.73	+220	10	921	92.10	+201	7th
Heather Allderdice-Gerow	4	368	92.00	+80	+20.0	90	93	276	-	-	-	-	4	368	92.00	+80	t-65th
Lise Gausman	1	92	92.00	+20	+20	92	92	-	-	-	-	-	1	92	92.00	+20	-
Kim Hickel	12	1,148	95.67	+284	+23.7	90	103	284	2	188	94.00	+44	10	960	96.00	+240	t-12th
Andrea Parkhill	1	102	102.00	+30	+30.0	102	102	-	-	-	-	-	1	102	102.00	+30	-
<b>Totals</b>	<b>110</b>	<b>9,893</b>	<b>89.94</b>	<b>+2,153</b>	<b>+19.6</b>	<b>40</b>	<b>104</b>	<b>260</b>	<b>57</b>	<b>4,985</b>	<b>87.46</b>	<b>+1,061</b>	<b>53</b>	<b>4,908</b>	<b>92.60</b>	<b>+1,092</b>	

SCIRP - Stroke Count In Relation to Par

**Top 5 Finishes (2)**—Ann Grooms (2); **Top 10 Finishes (7)**—Ann Grooms (2), Ashley Ford (2), Kylee Moullet (1), Lise Gausman (1), Heather Allderdice-Gerow (1); **Top 20 Finishes (13)**—Linda Sue Linton (2), Kylee Moullet (2), Ann Grooms (2), Ashley Ford (2), Lise Gausman (1), Andrea Parkhill (1), Heather Allderdice-Gerow (1); **Rounds in the 70s (1)**—Kylee Moullet (1); **Rounds Counting Toward Team Scoring (includes ties, 86/110, 78.18%)**—Heather Allderdice-Gerow (3/4, 75.00%), Ashley Ford (17/21, 80.95%), Lise Gausman (1/1, 100.00%), Ann Grooms (21/21, 100.00%), Erin Hall (18/20, 90.00%), Kim Hickel (5/12, 41.67%), Linda Sue Linton (7/12, 58.33%), Kylee Moullet (14/18, 77.78%), Andrea Parkhill (0/1, 0.00%).

## 1994-95 Results

Date	Tournament (Site)	Team Finish	Scores	To Par	Yards	Par
S 12-13	BYU Invitational (Provo, Utah)	14th/14	363-361-346—1070	+206		72
O 13	Rockies Challenge (Arvada, Colo.)	2nd/3	356—356	+68		
O 17-18	Marilyn Smith Sunflower Invitational (Hutchinson, Kan.)	11th/11	395-364-372—1131	+267		
N 7-9	San Diego State Fall Invitational (Santee, Calif.)	14th/18	364-362-369—1095	+231		
F 20-21	River Wilderness Intercollegiate (Parrish, Fla.)	12th/12	369-371—740	+164		
M 16-17	Northern Illinois Snowbird Intercollegiate (Tampa, Fa)	12th/17	348-341—689	+113		72
M 18	South Florida Nine Hole Challenge (Tampa, Fla.)	3rd/3	172—172	+28		
M 29-31	Hawaii Rainbow-Wahine Invitational (Honolulu, Hawai'i)	17th/19	349-359-355—1063	+199		
A 24-25	Big Eight Championships (Stillwater, Okla.)	8th/8	368-369-387—1124	+260		

# 1995-96 COLORADO WOMEN'S GOLF



## 1995-96 Statistics

Player	Overall								Spring				Fall				Best
	Rd	Strk	Avg.	SCIRP	S-Avg.	Lo	Hi	L54	Rd	Strk	Avg.	SCIRP	Rd	Strk	Avg.	SCIRP	
Kelly Heffer	14	1,156	82.57	+151	+10.8	74	92	237	14	1,156	82.57	+151	-	-	-	-	t-8th
Michelle Thomas	24	2,000	83.33	+275	+11.5	76	90	254	12	1,013	84.42	+152	12	987	82.25	+123	t-20th
Nikki Sennett	25	2,129	85.16	+332	+13.3	76	91	254	11	950	86.36	+161	14	1,179	84.21	+171	t-48th
Ashley Ford	19	1,633	85.95	+265	+13.9	80	94	246	5	441	88.20	+81	14	1,192	85.14	+184	68th
Kylee Moullet	25	2,149	85.96	+352	+14.1	79	97	260	11	963	87.55	+174	14	1,186	84.71	+178	t-18th
Linda Sue Linton	26	2,242	86.23	+373	+14.3	79	109	247	12	1,040	86.67	+179	14	1,202	85.86	+194	40th
Ann Grooms	6	526	87.67	+94	+15.7	85	92	-	-	-	-	-	6	526	84.67	+94	-
Nicole Cavarra	5	471	94.20	+111	+22.2	993	97	274	3	284	84.67	+68	2	187	93.50	+43	77th
<b>Totals</b>	<b>144</b>	<b>12,306</b>	<b>84.46</b>	<b>+1,953</b>	<b>+13.6</b>	<b>74</b>	<b>109</b>		<b>68</b>	<b>5,847</b>	<b>85.99</b>	<b>+966</b>	<b>76</b>	<b>6,459</b>	<b>84.99</b>	<b>+987</b>	

SCIRP - Stroke Count In Relation to Par

**Top 10 Finishes (1)**—Kelly Heffer (1); **Top 20 Finishes (3)**—Michelle Thomas (1), Kelly Heffer (1), Kylee Moullet (1); **Rounds in the 70s (11)**—Michelle Thomas (4), Kelly Heffer (3), Nikki Sennett (2), Linda Sue Linton (1), Kylee Moullet (1); **Rounds Counting Toward Team Scoring (includes ties, 115/141, 81.56%)**—Nicole Cavarra (0/5, 0.00%), Ashley Ford (17/19, 89.47%), Ann Grooms (3/3, 100.00%), Linda Sue Linton (19/26, 73.08%), Kylee Moullet (17/25, 68.00%), Nicole Sennett (23/25, 92.00%), Michelle Thomas (22/24, 91.67%).

## 1995-96 Results

Date	Tournament (Site)	Team Finish	Scores	To Par	Yards	Par
S 11-12	Chip-N Club Invitational (Lincoln, Neb.)	8th/17	335-328-329—992	+128	5,920	72
S 18-19	Brigham Young Woman's Golf Classic (Provo, Utah)	11th/18	339-315-331—985	+121	6,037	72
O 7-8	Ohio State Lady Buckeye (Columbus, Ohio)	7th/13	331-335-332—998	+134	5,962	72
O 16-17	Marilyn Smith/Sunflower Classic (Hutchinson, Kan.)	11th/14	321-345-345—1011	+147	5,918	72
O 30-31	San Diego State Fall Classic (San Diego, Calif.)	18th/23	355-345—700	+124	6,091	72
F 26-27	Texas A&M Monica Welsh Memorial (College Station, Texas)	11th/14	339-332-340—1011	+147	5,859	72
M 14-15	NIU Snowbird Classic (Tampa, Fla.)	15th/16	353-336—689	+113	5,990	72
M 26-28	University of Hawaii Wahine Inviational (Honolulu, Hawai'i)	13th/19	337-328-326—991	+127	5,876	71
A 8-9	Susie Maxwell Berning Oklahoma Invitational (Norman, Okla.)	12th/12	343-336-328—1007	+143	5,920	72
A 22-23	Big Eight Championships (Ames, Iowa)	8th/8	349-362-330—1041	+189		72

# 1996-97 COLORADO WOMEN'S GOLF



## 1996-97 Statistics

Player	Overall								Spring				Fall				Best
	Rd	Strk	Avg.	SCIRP	S-Avg.	Lo	Hi	L54	Rd	Strk	Avg.	SCIRP	Rd	Strk	Avg.	SCIRP	
Kelly Heffer	29	2,310	79.66	+216	+7.4	74	86	239	12	965	80.42	+98	17	1,345	79.12	+118	t-16th
Michelle Thomas	29	2,390	82.41	+296	+10.2	76	92	243	12	1,008	84.00	+141	17	1,382	81.29	+155	t-17th
Linda Sue Linton	29	2,473	85.28	+379	+13.1	79	93	255	12	1,021	85.08	+154	17	1,452	85.41	+225	t-39th
Katrina Snowgreen	21	1,806	86.00	+285	+13.6	80	96		9	780	86.67	+129	12	1,026	85.50	+156	
Kylee Moullet	21	1,810	86.19	+298	+14.2	79	96	258	12	1,014	84.50	+147	9	796	88.44	+151	55th
Sara Warenski	3	266	88.67	+50	+16.7	85	92	266	3	266	88.67	+50	-	-	-	-	59th
Ashley Ford	5	452	90.40	+92	+18.4	87	95	275	-	-	-	-	5	452	90.40	+92	n/a
Jaime Fundingsland	8	746	93.25	+167	+20.9	84	103	260	-	-	-	-	8	746	93.25	+167	t-59th
<b>Totals</b>	<b>145</b>	<b>12,253</b>	<b>84.50</b>	<b>+1,783</b>	<b>+12.3</b>	<b>74</b>	<b>103</b>		<b>60</b>	<b>5,054</b>	<b>84.23</b>	<b>+719</b>	<b>85</b>	<b>7,199</b>	<b>84.69</b>	<b>+1,064</b>	

SCIRP - *Stroke Count In Relation to Par*

**Top 20 Finishes (3)**—Kelly Heffer (2), Michelle Thomas (1); **Rounds in the 70s (23)**—Kelly Heffer (12), Michelle Thomas (7), Linda Sue Linton (3), Kylee Moullet (1); **Rounds Counting Toward Team Scoring (includes ties, 116/145, 80.00%)**—Jaime Fundingsland (2/8, 25.00%), Kelly Heffer (29/29, 100.00%), Linda Sue Linton (23/29, 79.31%), Kylee Moullet (14/21, 66.67%), Katrina Snowgreen (16/21, 76.19%), Michelle Thomas (28/29, 96.55%), Sara Warenski (1/3, 33.33%).

## 1996-97 Results

Date	Tournament (Site)	Team Finish	Scores	To Par	Yards	Par
S 9-10	Chip-N Club Invitational (Lincoln, Neb.)	7th/14	332-333-334—999	+147	5,926	71
S 15-16	Brigham Young Invitational (Provo, Utah)	9th/18	333-336—669	+93	6,047	72
S 22-24	NIKE Invitational (Bend, Ore.)	3rd/18	327-337-332—996	+132	6,130	72
O 7-8	Big 12 Fall Preview (College Station, Texas)	12th/12	329-335-326—990	+126	6,041	72
O 14-15	Marilyn Smith/Sunflower Classic (Lawrence, Kan.)	5th/14	331-323-323—977	+113	6,084	74
O 28-30	New Mexico State Invitational (Las Cruces, N.M.)	12th/19	345-330-324—999	+111	6,069	73
M 17-18	University of New Mexico Invitational (Albuquerque, N.M.)	5th/15	324-311-320—955	+79	5,859	72
M 25-27	University of Hawaii Wahine Inviational (Honolulu, Hawai'i)	21st/25	351-340-338—1029	+165	5,970	72
A 15-16	BYU Cougar Invitational (Provo, Utah)	12th/18	331-335-319—985	+121	6,398	72
A 21-23	Big 12 Tournament (Lawrence, Kan.)	12th/12	348-324-337—1009	+145	5,987	72

# 1997-98 COLORADO WOMEN'S GOLF



## 1997-98 Statistics

Player	Overall								Spring				Fall				Best
	Rd	Strk	Avg.	SCIRP	S-Avg.	Lo	Hi	L54	Rd	Strk	Avg.	SCIRP	Rd	Strk	Avg.	SCIRP	
Sarah Bellinger	30	2,413	80.43	+258	+8.6	76	86	231	15	1,208	80.53	+130	15	1,205	80.33	+128	4th
Michelle Thomas	30	2,430	81.00	+275	+9.2	75	87	236	15	1,217	81.13	+139	15	1,213	80.87	+136	2nd
Kiersten Allbright	20	1,657	82.85	+217	+10.9	76	90	238	11	922	83.82	+130	9	735	81.67	+87	t-24th
Brooke Van Wyk	21	1,755	83.57	+248	+11.8	73	94	246	12	1,007	83.92	+145	9	748	83.11	+103	t-23rd
Linda Sue Linton	14	1,184	84.57	+175	+12.7	77	90	245	8	686	85.75	+112	6	498	83.00	+66	t-46th
Jaime Fundingsland	11	938	85.27	+151	+13.7	80	90	252	5	425	85.00	+67	6	513	85.50	+84	t-52nd
Katy Nolan	5	431	86.20	+71	+14.2	81	90	256	2	175	84.50	+31	3	256	85.33	+40	89th
Kylee Moullet	14	1,224	87.43	+219	+15.6	79	98	251	5	449	89.80	+89	9	775	86.11	+130	t-48th
Sara Warenski	5	453	90.60	+93	+18.6	81	94	266	2	187	83.50	+43	3	266	88.67	+50	57th
<b>Totals</b>	<b>150</b>	<b>12,485</b>	<b>83.23</b>	<b>+1,710</b>	<b>+11.4</b>	<b>73</b>	<b>89</b>	<b>231</b>	<b>75</b>	<b>6,276</b>	<b>83.68</b>	<b>+886</b>	<b>75</b>	<b>6,209</b>	<b>82.79</b>	<b>+824</b>	

SCIRP - Stroke Count In Relation to Par

**Top 5 Finishes (2)**—Michelle Thomas (1), Sarah Bellinger (1); **Top 10 Finishes (2)**—Michelle Thomas (1), Sarah Bellinger (1); **Top 20 Finishes (4)**—Sarah Bellinger (3), Michelle Thomas (1); **Rounds in the 70s (33)**—Sarah Bellinger (12), Michelle Thomas (10), Kiersten Allbright (5), Brooke Van Wyk (3), Linda Sue Linton (2), Kylee Moullet (1); **Rounds Counting Toward Team Scoring (includes ties, 120/150, 80.00%)**—Kiersten Allbright (18/20, 90.00%), Sarah Bellinger (30/30, 100.00%), Jaime Fundingsland (7/11, 63.64%), Linda Sue Linton (9/14, 64.29%), Kylee Moullet (8/14, 57.14%), Katy Nolan (2/5, 40.00%), Michelle Thomas (27/30, 90.00%), Brooke Van Wyk (16/21, 76.19%), Sara Warenski (3/5, 60.00%).

## 1997-98 Results

Date	Tournament (Site)	Team Finish	Scores	To Par	Yards	Par
S 8-9	Colorado State Invitational (Fort Collins, Colo.)	11th/17	329-316-331—976	+124	6,000	71
S 15-16	BYU Invitational (Provo, Utah)	9th/14	313-335-332—980	+116	5,920	72
S 29-30	Colorado Invitational (Louisville, Colo.)	8th/13	320-310-324—954	+90	6,170	72
O 6-7	Big 12 Fall Preview (Columbia, Mo.)	12th/12	332-318-345—995	+131	6,008	72
N 2-4	New Mexico State Invitational (Las Cruces, N.M.)	15th/19	332-323-319—974	+110	6,084	72
F 23-24	Texas A&M Memorial (College Station, Texas)	14th/16	336-320-339—995	+131	6,125	72
M 2-3	Bay Area Classic (Vallejo, Calif.)	12th/19	336-333—669	+101	5,833	71
M 14-16	Cal State-Northridge Invitational (Northridge, Calif.)	4th/13	337-329—666	+90	5,951	72
M 24-26	Rainbow Wahine Classic (Honolulu, Hawai'i)	12th/20	325-318-323—966	+102	5,829	72
A 6-7	Utah Dixie Classic (St. George, Utah)	18th/24	330-325—655	+79	5,887	72
A 24-26	Big 12 Championships (Norman, Okla.)	12th/12	331-327-331—989	+125	6,013	72

# 1998-99 COLORADO WOMEN'S GOLF



## 1998-99 Statistics

Player	Overall								Spring				Fall				Best
	Rd	Strk	Avg.	SCIRP	S-Avg.	Lo	Hi	L54	Rd	Strk	Avg.	SCIRP	Rd	Strk	Avg.	SCIRP	
Kiersten Allbright	29	2,259	77.90	+171	+5.9	72	86	219	14	1,095	78.21	+87	15	1,164	77.60	+84	1st
Sarah Bellinger	31	2,418	78.00	+186	+6.0	73	85	223	16	1,260	78.75	+108	15	1,158	77.20	+78	4th
Taya Battistella	26	2,046	78.69	+174	+6.7	74	86	225	11	875	79.55	+83	15	1,171	78.07	+91	t-4th
Michelle Thomas	27	2,163	80.11	+219	+8.1	69	92	218	12	1,000	83.33	+136	15	1,163	77.53	+83	t-2nd
Katy Nolan	9	733	81.44	+85	+9.4	77	88	237	3	250	83.33	+34	6	483	80.50	+51	t-32nd
Jaime Fundingsland	19	1,562	82.21	+194	+10.2	75	95	238	7	587	83.86	+83	12	975	81.25	+111	t-42nd
Sara Warenski	3	247	82.33	+31	+10.3	78	87	247	-	-	-	-	3	247	82.33	+31	n/a
Abbie Noon	16	1,327	82.94	+175	+10.9	75	93	241	10	811	81.10	+91	6	516	86.00	+84	t-30th
Brooke Van Wyk	8	667	83.38	+91	+11.4	77	90	252	5	414	82.80	+54	3	253	84.33	+37	t-30th
Gabriella Jakkobsson	3	258	86.00	+42	+14.0	82	90	258	-	-	-	-	3	258	86.00	+42	n/a
Nicole Cavarra	3	265	88.33	+49	+16.3	86	91	265	-	-	-	-	3	265	88.33	+49	n/a
<b>Totals</b>	<b>174</b>	<b>13,945</b>	<b>80.14</b>	<b>+1,417</b>	<b>+8.1</b>	<b>69</b>	<b>95</b>		<b>78</b>	<b>6,292</b>	<b>80.67</b>	<b>+676</b>	<b>96</b>	<b>7,653</b>	<b>79.72</b>	<b>+741</b>	

SCIRP - Stroke Count In Relation to Par

**Top 5 Finishes (7)**—Sarah Bellinger (3), Michelle Thomas (2), Taya Battistella (1), Kiersten Allbright (1); **Top 10 Finishes (10)**—Kiersten Allbright (4), Sarah Bellinger (3), Michelle Thomas (2), Taya Battistella (1); **Top 20 Finishes (14)**—Kiersten Allbright (5), Sarah Bellinger (4), Michelle Thomas (3), Taya Battistella (2); **Rounds in the 60s (1)**—Michelle Thomas (1); **Rounds in the 70s (88)**—Kiersten Allbright (21), Sarah Bellinger (21), Taya Battistella (18), Michelle Thomas (11), Jaime Fundingsland (6), Abbie Noon (5), Katy Nolan (3), Brooke Van Wyk (2), Sara Warenski (1); **Subpar Rounds (2)**—Michelle Thomas (2); **Even-Par Rounds (3)**—Kiersten Allbright (2), Michelle Thomas (1); **Rounds Counting Toward Team Scoring (includes ties, 122/153, 79.74%)**—Kiersten Allbright (25/26, 96.15%), Sarah Bellinger (30/31, 96.77%), Jaime Fundingsland (7/16, 43.75%), Katy Nolan (5/9, 55.56%), Michelle Thomas (20/27, 74.07%), Brooke Van Wyk (4/5, 80.00).

## 1998-99 Results

Date	Tournament (Site)	Team Finish	Scores	To Par	Yards	Par
S 8-9	Ptarmigan Ram Fall Classic (Fort Collins, Colo.)	4th/20	305-311-298—914	+50	6,007	72
S 14-15	Brigham Young Invitational (Provo, Utah)	2nd/14	302-306-302—910	+46	5,920	72
S 21-22	Heather Farr Memorial (Louisville, Colo.)	2nd/14	304-307-294—905	+41		72
O 3-4	Big 12 Fall Preview (Austin, Texas)	10th/12	323-311-327—961	+97	6,086	72
O 30-N1	Diet Coke/Roadrunner Invitational (Las Cruces, N.M.)	7th/18	319-309-305—933	+69	6,117	72
F 22-23	GTE "Mo" Memorial (College Station, Texas)	6th/15	329-321-315—965	+101	6,101	72
M 1-2	Bay Area Classic (Oakland, Calif.)	9th/16	321-313—634	+58		72
M 13-14	Mountain View Collegiate (Tucson, Ariz.)	5th/9	315-305—620	+44	5,906	72
M 26-29	Bryan National Collegiate (Greensboro, N.C.)	12th/12	340-324-324—988	+124	6,037	72
A 5-6	Utah Dixie Classic (St. George, Utah)	13th/24	321-306-327—954	+90	5,921	72
A 19-21	Big 12 Championships (Boulder, Colo.)	9th/12	313-302-317—932	+68		72

# 1999-2000 COLORADO WOMEN'S GOLF



## 1999-2000 Statistics

Player	Overall								Spring				Fall				Best
	Rd	Strk	Avg.	SCIRP	S-Avg.	Lo	Hi	L54	Rd	Strk	Avg.	SCIRP	Rd	Strk	Avg.	SCIRP	
Sarah Bellinger	31	2,420	78.06	+188	+6.1	70	83	224	17	1,350	79.41	+126	14	1,070	76.43	+62	4th
Taya Battistella	31	2,434	78.52	+202	+6.5	71	90	230	17	1,358	79.88	+134	14	1,076	76.86	+68	3rd
Lynn Ann Moretto	25	2,015	80.60	+215	+8.6	74	91	231	14	1,145	81.79	+137	11	870	79.09	+78	t-15th
Jolene Fellhauer	5	406	81.20	+46	+9.2	78	87	247	-	-	-	-	5	4706	81.20	+46	t-48th
Jaime Fundingsland	19	1,543	81.21	+175	+9.2	76	86	241	8	660	82.50	+84	11	883	80.27	+91	t-23rd
Katy Nolan	31	2,527	81.52	+295	+9.5	72	89	234	17	1,387	81.59	+162	14	1,140	81.43	+132	t-26th
Brooke Van Wyk	25	2,068	82.72	+268	+10.7	74	90	244	14	1,160	82.86	+152	11	908	82.55	+116	t-35th
Abbie Noon	5	418	83.60	+58	+11.6	75	89	259	3	259	86.33	+43	2	159	79.50	+15	t-51st
Nicole Cavarra	2	169	84.50	+25	+12.5	79	90	-	-	-	-	-	2	169	84.50	+25	-
Sara Warenski	2	176	88.00	+32	+16.0	85	91	-	-	-	-	-	2	176	88.00	+32	-
<b>Totals</b>	<b>176</b>	<b>14,176</b>	<b>80.55</b>	<b>+1,504</b>	<b>+8.5</b>	<b>70</b>	<b>91</b>	<b>224</b>	<b>90</b>	<b>7,319</b>	<b>81.32</b>	<b>+839</b>	<b>86</b>	<b>6,857</b>	<b>79.73</b>	<b>+665</b>	

SCIRP - Stroke Count In Relation to Par

**Top 5 Finishes (2)**—Sarah Bellinger (1), Taya Battistella (1); **Top 10 Finishes (5)**—Taya Battistella (3), Sarah Bellinger (2); **Top 20 Finishes (12)**—Sarah Bellinger (5), Taya Battistella (4), Lynn Ann Moretto (2), Katy Nolan (1); **Rounds in the 70s (77)**—Sarah Bellinger (22), Taya Battistella (19), Katy Nolan (12), Lynn Ann Moretto (11), Brooke Van Wyk (6), Jaime Fundingsland (3), Jolene Fellhauer (2), Abbie Noon (1), Nicole (1); **Subpar Rounds (3)**—Taya Battistella (2), Sarah Bellinger (1); **Even-Par Rounds (2)**—Katy Nolan (1), Taya Bellinger (1); **Rounds Counting Toward Team Scoring (includes ties, 129/160, 80.63%)**—Taya Battistella (29/31, 93.55%), Sarah Bellinger (30/31, 96.77%), Nicole Cavarra (1/2, 50.00%), Jaime Fundingsland (14/17, 82.35%), Lynn Ann Moretto (21/25, 84.00%), Katy Nolan (19/28, 67.86%), Abbie Noon (2/3, 66.67%), Brooke Van Wyk (13/23, 56.52%).

## 1999-2000 Results Season W-L-T Record vs. Division I Opponents: 60-78-5

Date	Tournament (Site)	Team Finish	Scores	To Par	Yards	Par
S 8-9	Ptarmigan Ram Fall Classic (Fort Collins, Colo.)	t-7th/16	313-309-310—932	+68	5,998	72
S 13-14	Big 12 Fall Preview (Lincoln, Neb.)	10th/12	317-325-312—954	+90	6,004	72
S 27-28	Heather Farr/CU Memorial (Louisville, Colo.)	t-4th/15	300-303—603	+27	6,113	72
O 11-12	Jeannine Mchaney Memorial (Lubbock, Texas)	t-5th/13	318-311-313—942	+78	6,138	72
N 1-3	Diet Coke/Roadrunner Invitational (Las Cruces, N.M.)	13th/21	324-313-307—944	+80	6,117	72
F 19-20	Mountain View Collegiate (Tucson, Ariz.)	2nd/10	300-310—610	+34	5,921	72
M 6-7	GTE "Mo" Memorial (Houston, Texas)	8th/16	321-323-312—956	+92	6,119	72
M 17-19	Betsy Rawls Longhorn Classic (Austin, Texas)	11th/13	326-330-323—979	+115	5,928	72
M 27-30	Dr. Thompson Rainbow Invite (Honolulu, Hawai'i)	9th/14	328-315-321—964	+100	6,075	72
A 10-11	Susie Maxwell Berning Invitational (Norman, Okla.)	5th/13	322-320-327—969	+105	5,310	72
A 21-23	Big 12 Championships (Lubbock, Texas)	9th/12	319-318-324—961	+97	6,138	72

# 2000-01 COLORADO WOMEN'S GOLF



## 2000-01 Statistics

Player	Overall								Spring				Fall				Best
	Rd	Strk	Avg.	SCIRP	S-Avg.	Lo	Hi	L54	Rd	Strk	Avg.	SCIRP	Rd	Strk	Avg.	SCIRP	
Erin Kerr	29	2,244	77.38	+156	+5.4	69	87	227	15	1,167	77.80	+87	14	1,077	76.93	+69	t-2nd
Katy Nolan	17	1,339	78.76	+115	+6.8	73	84	232	15	1,188	79.20	+108	2	151	75.50	+7	t-7th
Sarah Bellinger	29	2,298	79.24	+210	+7.2	72	93	231	15	1,190	79.33	+110	14	1,108	79.14	+100	t-7th
Amanda Fisher	14	1,117	79.79	+109	+7.8	75	87	236	3	249	83.00	+33	11	868	78.91	+76	t-22nd
Robin Worthington	2	160	80.00	+16	+8.0	78	82	-	-	-	-	-	2	160	80.00	+16	-
Jolene Fellhauer	28	2,251	80.39	+235	+8.4	72	89	224	14	1,127	80.50	+119	14	1,124	80.29	+116	t-5th
Jo Pritchard	23	1,851	80.48	+195	+8.5	74	92	237	9	741	82.33	+93	14	1,110	79.29	+102	t-11th
Jennifer Footlik	9	738	82.00	+90	+10.30	75	91	239	1	91	91.00	+19	8	647	80.88	+71	t-32nd
Brooke Van Wyk	10	822	82.20	+102	+10.2	69	90	242	8	647	80.88	+71	2	175	87.50	+31	t-12th
Nicole Cavarra	2	172	86.00	+28	+14.0	84	88	-	-	-	-	-	2	172	86.00	+28	-
<b>Totals</b>	<b>193</b>	<b>15,014</b>	<b>77.79</b>	<b>+1,115</b>	<b>+5.8</b>	<b>69</b>	<b>89</b>	<b>218</b>	<b>105</b>	<b>8,206</b>	<b>78.15</b>	<b>+661</b>	<b>88</b>	<b>6,808</b>	<b>77.36</b>	<b>+454</b>	<b>2nd</b>

SCIRP - Stroke Count In Relation to Par

**Top 5 Finishes (3)**—Erin Kerr (2), Jolene Fellhauer (1); **Top 10 Finishes (7)**—Sarah Bellinger (3), Erin Kerr (2), Katy Nolan (1), Jolene Fellhauer (1); **Top 20 Finishes (16)**—Erin Kerr (6), Sarah Bellinger (4), Jolene Fellhauer (2), Katy Nolan (2), Jo Pritchard (1), Brooke Van Wyk (1); **Rounds in the 60s (2)**—Erin Kerr (1), Brooke Van Wyk (1); **Rounds in the 70s (87)**—Erin Kerr (22), Sarah Bellinger (16), Katy Nolan (13), Jo Pritchard (12), Jolene Fellhauer (10), Amanda Fisher (9), Jennifer Footlik (4), Robin Worthington (1); **Subpar Rounds (2)**—Erin Kerr (1), Brooke Van Wyk (1); **Even-Par Rounds (4)**—Erin Kerr (2), Sarah Bellinger (1), Jolene Fellhauer (1); **Rounds Counting Toward Team Scoring (includes ties, 119/148, 80.41%)**—Sarah Bellinger (25/29, 86.21%), Jolene Fellhauer (19/26, 73.08%), Amanda Fisher (10/14, 71.43%), Jenn Footlik (3/7, 42.86%), Erin Kerr (2/2, 100.00%), Katy Nolan (15/17, 88.24%), Jo Pritchard (18/23, 78.26%), Brooke Van Wyk (0/3, 0.00%).

## 2000-01 Results Season W-L-T Record vs. Division I Opponents: 65-82-0

Date	Tournament (Site)	Team Finish	Scores	To Par	Yards	Par
S 11-12	Ptarmigan Ram Fall Classic (Fort Collins, Colo.)	4th/15	311-303-305—919	+55	6,036	72
S 15-16	Oregon State Invitational (Corvallis, Ore.)	12th/18	316-323-312—951	+87	6,127	72
O 2-3	Big 12 Fall Preview (Waco, Texas)	11th/12	300-337-316—953	+89	5,991	72
O 9-10	Heather Farr/ CU Memorial (Broomfield, Colo.)	2nd/14	310-293—603	+27	6,069	72
O 30-31	Price's Give 'Em Five Invite (Las Cruces, N.M.)	13th/18	310-318-318—946	+82	6,117	72
F 12	San Diego State Invitational (San Diego, Calif.)	12th/16	337—337	+49	-	72
F 24-25	Mountain View Collegiate (Tucson, Ariz.)	1st/11	297-306—603	+27	5,921	72
M 5-7	San Jose State Invitational (San Jose, Calif.)	10th/16	317-305-303—925	+61	5,938	72
M 27-29	Dr. Thompson Rainbow Tournament (Honolulu, Hawai'i)	10th/18	305-311-322—938	+74	6,075	72
A 9-10	Utah Dixie Classic (St. George, Utah)	6th/19	310-303-329—942	+78	5,927	72
A 23-25	Big 12 Championships (Ames, Iowa)	11th/12	346-312-330—988	+124	6,125	72

# 2001-02 COLORADO WOMEN'S GOLF



## 2001-02 Statistics

Player	Overall								Spring				Fall				Best
	Rd	Strk	Avg.	SCIRP	S-Avg.	Lo	Hi	L54	Rd	Strk	Avg.	SCIRP	Rd	Strk	Avg.	SCIRP	
Erin Kerr	29	2,208	76.14	+120	+4.1	70	85	219	16	1,211	75.69	+59	13	997	76.69	+61	t-2nd
Jo Pritchard	10	779	77.90	+59	+5.9	74	82	227	3	227	75.67	+11	7	552	78.86	+48	t-6th
Allison Rella	26	2,063	79.35	+191	+7.3	72	88	223	13	1,035	79.62	+99	13	1,028	79.08	+92	t-9th
Jolene Fellhauer	29	2,311	79.69	+223	+7.7	71	92	217	16	1,311	81.94	+159	13	1,000	76.92	+64	t-4th
Jennifer Footlik	18	1,452	80.67	+156	+8.7	76	93	235	13	1,060	81.54	+124	5	392	78.40	+32	t-22nd
Lynn Ann Moretto	21	1,711	81.48	+199	+9.5	69	93	230	8	679	84.88	+103	13	1,032	79.38	+96	t-11th
Robin Worthington	12	986	82.17	+122	+10.2	78	87	241	5	417	83.40	+57	7	569	81.29	+65	t-60th
Joey Stetser	24	1,993	83.04	+265	+11.0	77	93	237	14	1,169	83.50	+161	10	824	82.40	+104	t-34th
<b>Totals</b>	<b>169</b>	<b>13,503</b>	<b>79.90</b>	<b>+1,335</b>	<b>+7.9</b>	<b>69</b>	<b>93</b>	<b>217</b>	<b>88</b>	<b>7,109</b>	<b>80.78</b>	<b>+773</b>	<b>81</b>	<b>6,394</b>	<b>78.94</b>	<b>+562</b>	

SCIRP - *Stroke Count In Relation to Par*

**Top 5 Finishes (3)**—Erin Kerr (2), Jolene Fellhauer (1); **Top 10 Finishes (7)**—Erin Kerr (3), Jolene Fellhauer (2), Allison Rella (1), Jo Pritchard (1); **Top 20 Finishes (15)**—Erin Kerr (8), Jolene Fellhauer (3), Jo Pritchard (2), Allison Rella (1), Lynn Ann Moretto (1); **Rounds in the 60s (1)**—Lynn Ann Moretto (1); **Rounds in the 70s (84)**—Erin Kerr (22), Jolene Fellhauer (17), Allison Rella (14), Jennifer Footlik (9), Jo Pritchard (8), Lynn Ann Moretto (7), Joey Stetser (6), Robin Worthington (1); **Subpar Rounds (7)**—Erin Kerr (4), Jolene Fellhauer (2), Lynn Ann Moretto (1); **Even-Par Rounds (3)**—Allison Rella (1), Jolene Fellhauer (1), Erin Kerr (1); **Rounds Counting Toward Team Scoring (includes ties, 116/145, 84.62%)**—Jolene Fellhauer (25/29, 86.21%), Jenn Footlik (10/13, 76.92%), Erin Kerr (28/29, 96.55%), Lynn Ann Moretto (13/19, 68.42%), Jo Pritchard (7/8, 84.50%), Allison Rella (22/26, 84.62%), Joey Stetser (8/17, 47.06%), Robin Worthington (3/4, 75.00%).

## 2001-02 Results *Season W-L-T Record vs. Division I Opponents: 70-88-2*

Date	Tournament (Site)	Team Finish	Scores	To Par	Yards	Par
S 10-11	Ptarmigan Ram Fall Classic (Fort Collins, Colo.)	2nd/14	298-298-299—895	+31	6,036	72
S 24-25	Pioneer Highlands Ranch Invitational (Highlands Ranch, Colo.)	4th/14	297-312—609	+33	6,252	72
O 1-2	Big 12 Invitational (Stillwater, Okla.)	13th/16	326-326-333—985	+121	6,024	72
O 8-9	Heather Farr Memorial Invitational (Broomfield, Colo.)	2nd/13	307-286—593	+17	6,085	72
O 30-31	Rainbow Wahine Classic (Honolulu, Hawai'i)	15th/19	327-309-313—949	+85	5,900	72
F 25-26	Bay Area Classic (Oakland, Calif.)	8th/16	316-320—636	+60	5,931	72
M 11-12	Pioneer Electronic Bruin Classic (Meneffe, Calif.)	14th/16	313-317-322—952	+88	6,116	72
M 23-24	Mountain View Collegiate (Tucson, Ariz.)	10th/14	324-304—628	+52	5,934	72
M 28-29	Oregon Invitational (Lebanon, Ore.)	12th/15	319-303-311—933	+69	5,975	72
A 8-9	Utah Dixie Classic (Provo, Utah)	6th/19	310-309-303—922	+58		72
A 19-21	Big 12 Championships (Manhattan, Kan.)	11th/12	322-310-337—969	+105	6,008	72

# 2002-03 COLORADO WOMEN'S GOLF



## 2002-03 Statistics

Player	Overall								Spring				Fall				Best
	Rd	Strk	Avg.	SCIRP	S-Avg.	Lo	Hi	L54	Rd	Strk	Avg.	SCIRP	Rd	Strk	Avg.	SCIRP	
Erin Kerr	31	2,350	75.81	+121	+3.9	71	85	221	15	1,149	76.60	+72	16	1,201	75.06	+49	t-2nd
Allison Rella	30	2,336	77.87	+179	+6.0	72	87	221	15	1,182	78.80	+105	15	1,154	76.93	+74	t-5th
Jolene Fellhauer	28	2,208	78.86	+195	+7.0	67	88	230	12	958	79.83	+97	16	1,250	78.13	+98	t-4th
Maria Persson-Gulda	28	2,233	79.75	+220	+7.9	73	87	234	15	1,206	80.40	+129	13	1,027	79.00	+91	t-19th
Lynn Ann Moretto	11	887	80.36	+92	+8.4	77	86	237	-	-	-	-	11	884	80.36	+92	t-19th
Joey Stetser	25	2,023	80.92	+226	+9.0	75	88	232	15	1,235	82.33	+158	10	788	78.80	+68	t-19th
Jessica Malcom	4	324	81.75	+39	+9.8	79	85	-	-	-	-	-	4	327	81.75	+39	-
Robin Worthington	13	1,107	85.15	+171	+13.2	74	100	241	9	771	85.67	+123	4	336	84.00	+48	t-36th
Kimber Westbrook	4	356	89.00	+68	+17.0	87	91	-	-	-	-	-	4	356	89.00	+68	t-42nd
<b>Totals</b>	<b>174</b>	<b>13,824</b>	<b>79.45</b>	<b>+1,311</b>	<b>+7.5</b>	<b>67</b>	<b>100</b>	<b>221</b>	<b>81</b>	<b>6,501</b>	<b>80.26</b>	<b>+684</b>	<b>93</b>	<b>7,323</b>	<b>78.74</b>	<b>+627</b>	

SCIRP - Stroke Count In Relation to Par

**Top 5 Finishes (6)**—Erin Kerr (4), Jolene Fellhauer (1), Allison Rella (1); **Top 10 Finishes (7)**—Erin Kerr (5), Jolene Fellhauer (1), Allison Rella (1); **Top 20 Finishes (16)**—Erin Kerr (7), Allison Rella (4), Jolene Fellhauer (2), Lynn Ann Moretto (1), Joey Stetser (1), Maria Persson-Gulda (1); **Rounds in the 60s (1)**—Jolene Fellhauer (1); **Rounds in the 70s (94)**—Erin Kerr (25), Allison Rella (22), Maria Persson-Gulda (14), Jolene Fellhauer (14), Joey Stetser (10), Lynn Ann Moretto (7), Jessica Malcom (1), Robin Worthington (1); **Subpar Rounds (5)**—Erin Kerr (4), Jolene Fellhauer (1); **Even-Par Rounds (4)**—Erin Kerr (3), Allison Rella (1); **Rounds Counting Toward Team Scoring (includes ties, 127/162, 76.54%)**—Jolene Fellhauer (21/28, 75.00%), Erin Kerr (29/31, 93.55%), Jessie Malcom (1/2, 50.00%), Lynn Ann Moretto (7/11, 63.64%), Maria Persson-Gulda (22/28, 78.57%), Allison Rella (27/30, 90.00%), Joey Stetser (17/25, 68.00%), Kimber Westbrook (0/2, 0.00%), Robin Worthington (0/5, 0.00%).

## 2002-03 Results *Season W-L-T Record vs. Division I Opponents: 78-66-2*

Date	Tournament (Site)	Team Finish	Scores	To Par	Yards	Par
S 9-10	Ptarmigan Ram Fall Classic (Fort Collins, Colo.)	7th/17	304-305-303—912	+48	6,036	72
S 16-17	Oregon State Shanico Invitational (Corvallis, Ore.)	5th/18	301-297-318—916	+52	6,160	72
S 23-24	Highlands Ranch Women's Intercollegiate (Highlands Ranch, Colo.)	3rd/7	308-291—599	+23	6,276	72
O 7-8	CU Heather Farr Memorial Invitational (Broomfield, Colo.)	3rd/16	303-303—606	+30	6,158	72
N 1-3	Landfall Tradition Women's Golf Championship (Wilmington, N.C.)	9th/12	312-317-311—940	+76	6,067	72
N 11-13	Las Vegas Founders Women's Collegiate Showdown (Las Vegas, Nev.)	7th/15	312-316-309—937	+73		72
F 24-26	Arizona Wildcat Invitational (Tucson, Ariz.)	17th/18	325-319-325—969	+120	6,238	71
M 10-11	Oregon Duck Invitational (Junction City, Ore.)	8th/12	312-327-304—943	+79	5,953	72
M 22-23	Mountain View Collegiate (Tucson, Ariz.)	5th/12	301-309-307—907	+43	5,984	72
A 7-8	Utah Dixie Classic (St. George, Utah)	4th/22	303-320-303—926	+62		72
A 21-23	Big 12 Championships (Columbia, Mo.)	10th/12	332-328-311—971	+107		72

# 2003-04 COLORADO WOMEN'S GOLF



## 2003-04 Statistics

Player	Overall								Spring				Fall				Best
	Rd	Strk	Avg.	SCIRP	S-Avg.	Lo	Hi	L54	Rd	Strk	Avg.	SCIRP	Rd	Strk	Avg.	SCIRP	
Hannah Hoch	32	1,461	76.91	+157	+4.9	68	88	221	16	1,234	77.13	+82	16	1,227	76.67	+75	8th
Maria Persson-Gulda	32	2,475	77.3	+171	+5.3	71	87	219	16	1,268	79.25	+116	16	1,207	75.44	+55	t-5th
Allison Rella	29	2,302	79.38	+214	+7.4	71	93	225	13	1,047	80.54	+111	16	1,255	78.44	+103	t-7th
Joey Stetser	10	803	80.30	+83	+8.3	75	84	235	-	-	-	-	10	803	80.30	+83	t-23rd
Regina Rodriguez	18	1,453	80.72	+157	+8.7	72	87	237	8	659	82.38	+83	10	794	79.40	+74	t-29th
Robin Worthington	24	1,947	81.13	+219	+9.1	74	88	225	11	920	83.64	+128	13	1,027	79.00	+91	t-17th
Jenn Footlik	13	1,075	82.69	+139	+10.7	76	91	245	6	493	82.17	+61	7	582	73.14	+78	t-39th
Jessica Malcom	21	1,744	83.05	+232	+11.0	71	92	230	11	928	84.36	+136	10	816	81.60	+96	t-31st
Lindsay Koth	4	337	84.25	+49	+12.3	83	86		2	169	84.50	+25	2	168	84.00	+24	
Kimer Westbrook	2	198	99.00	+54	+27.0	96	102		-	-	-	-	2	198	99.00	+54	
<b>Totals</b>	<b>185</b>	<b>14,795</b>	<b>79.97</b>	<b>+1,475</b>	<b>+8.0</b>	<b>68</b>	<b>102</b>	<b>219</b>	<b>83</b>	<b>6,718</b>	<b>80.94</b>	<b>+742</b>	<b>102</b>	<b>8,077</b>	<b>79.19</b>	<b>+733</b>	

SCIRP - Stroke Count In Relation to Par

**Top 5 Finishes (3)**—Hannah Hoch (2), Maria Persson-Gulda (1); **Top 10 Finishes (5)**—Hannah Hoch (3), Maria Persson-Gulda (1), Allison Rella (1); **Top 20 Finishes (16)**—Hannah Hoch (6), Maria Persson-Gulda (6), Robin Worthington (2), Allison Rella (2); **Rounds in the 60s (1)**—Hannah Hoch (1); **Rounds in the 70s (92)**—Hannah Hoch (24), Maria Persson-Gulda (21), Allison Rella (16), Robin Worthington (11), Gina Rodriguez (7), Joey Stetser (5), Jenn Footlik (4), Jessica Malcom (4); **Subpar Rounds (5)**—Hannah Hoch (2), Jessica Malcom (1), Allison Rella (1), Maria Persson-Gulda (1); **Even-Par Rounds (5)**—Maria Persson-Gulda (3), Hannah Hoch (1), Gina Rodriguez (1); **Rounds Counting Toward Team Scoring (includes ties, 119/160, 74.38)**—Jenn Footlik (2/3, 66.67%), Hannah Hoch (28/32, 87.50%), Lindsay Koth (1/2, 50.0%), Jessica Malcom (10/17, 58.82%), Maria Persson-Gulda (27/32, 84.38%), Joey Stetser (6/10, 60.00%), Robin Worthington (18/24, 75.00%).

## 2003-04 Results Season W-L-T Record vs. Division I Opponents: 43-107-2

Date	Tournament (Site)	Team Finish	Scores	To Par	Yards	Par
S 8-9	Ptarmigan Ram Classic (Fort Collins, Colo.)	5th/16	288-313-299—900	+36	6,113	72
S 29-30	Ron Moore Women's Intercollegiate (Highlands Ranch, Colo.)	4th/8	312-314—626	+50	6,276	72
O 6-7	Heather Farr Memorial (Broomfield, Colo.)	9th/17	316-301—617	+41		72
O 20-21	Lady Aztec Fall Invitational (Chula Vista, Calif.)	4th/20	303-305-291—899	+35	6,021	72
N 4-5	Kent Youel Invitational (Oahu, Hawai'i)	12th/17	312-313-310—935	+71	5,900	72
N 10-12	Las Vegas Founders Showdown (Las Vegas, Nev.)	14th/15	319-319-308—946	+82		72
F 16-17	Bay Area Classic (San Jose, Calif.)	13th/14	344-343—687	+111	6,069	72
M 1-3	SJSU Spartan Invitational (Corral de Tierra, Calif.)	14th/17	315-305-325—945	+81	6,010	72
M 15-16	UC-Irvine Anteater Invitational (Irvine, Calif.)	9th/13	303-321-323—947	+83	6,072	72
M 27-28	Mountain View Collegiate (Tucson, Ariz.)	14th/17	303-310-314—927	+63	5,982	72
A 5-6	BYU Dixie Classic (St. George, Utah)	10th/13	320-321-320—961	+97		72
A 23-25	Big 12 Championships (College Station, Texas)	12th/12	309-322—631	+55		72

# 2004-05 COLORADO WOMEN'S GOLF



## 2004-05 Statistics

Player	Overall								Spring				Fall				Best
	Rd	Strk	Avg.	SCIRP	S-Avg.	Lo	Hi	L54	Rd	Strk	Avg.	SCIRP	Rd	Strk	Avg.	SCIRP	
Hannah Hoch	31	2,318	74.77	+86	+2.8	69	83	215	17	1,293	76.06	+69	14	1,025	73.21	+17	1st
Allison Rella	28	2,144	76.57	+125	+4.5	70	82	217	14	1,083	77.36	+72	14	1,061	75.79	+53	5th
Maria Persson-Gulda	31	2,392	77.16	+160	+5.2	70	88	224	17	1,335	78.53	+111	14	1,057	75.50	+49	5th
Lindsay Koth	5	400	80.00	+40	+8.0	76	83	240	3	240	80.00	+24	2	160	80.00	+16	t-44th
Jessica Malcom	28	2,242	80.07	+229	+8.2	72	91	228	17	1,354	79.65	+133	11	888	80.73	+96	t-31st
Jess Ellis	19	1,557	81.95	+192	+10.1	74	96	235	14	1,153	82.36	+148	5	404	80.80	+44	t-44th
Regina Rodriguez	5	410	82.00	+50	+10.0	75	87	253	-	-	-	-	5	410	82.00	+50	33rd
Lindsay Senger	19	1,566	82.42	+195	+10.3	75	93	235	8	687	85.88	+108	11	879	79.91	+87	t-36th
Charlotte Persson-Gulda	8	685	85.63	+109	+13.6	79	97	256	-	-	-	-	8	685	85.63	+109	70th
<b>Totals</b>	<b>174</b>	<b>13,714</b>	<b>78.82</b>	<b>+1,186</b>	<b>+6.8</b>	<b>69</b>	<b>97</b>	<b>215</b>	<b>90</b>	<b>7,145</b>	<b>79.39</b>	<b>+665</b>	<b>84</b>	<b>6,569</b>	<b>78.20</b>	<b>+521</b>	

SCIRP - Stroke Count In Relation to Par

**Top 5 Finishes (6)**—Hannah Hoch (3), Allison Rella (2), Maria Persson-Gulda (1); **Top 10 Finishes (10)**—Hannah Hoch (6), Maria Persson-Gulda (2), Allison Rella (2); **Top 20 Finishes (19)**—Hannah Hoch (9), Allison Rella (6), Maria Persson-Gulda (4); **Rounds in the 60s (2)**—Hannah Hoch (2); **Rounds in the 70s (100)**—Hannah Hoch (28), Maria Persson-Gulda (23), Allison Rella (21), Jessica Malcom (10), Jess Ellis (7), Lindsay Senger (7), Lindsay Koth (2), Lotta Persson-Gulda (1), Regina Rodriguez (1); **Subpar Rounds (6)**—Hannah Hoch (4), Allison Rella (1), Maria Persson-Gulda (1); **Even-Par Rounds (6)**—Hannah Hoch (4), Allison Rella (1), Maria Persson-Gulda (1); **Rounds Counting Toward Team Scoring (includes ties, 127/155, 81.94%)**—Jessica Ellis (9/17, 52.94%), Hannah Hoch (31/31, 100.00%), Jessie Malcom (16/28 57.14%), Charlotte Persson-Gulda (0/3, 0.00%), Maria Persson-Gulda (30/31, 96.77%), Allison Rella (28/28, 100.00%), Regina Rodriguez (1/2, 50.00%), Lindsay Senger (9/15, 60.0%).

## 2004-05 Results Season W-L-T Record vs. Division I Opponents: 92-55-4

Date	Tournament (Site)	Team Finish	Scores	To Par	Yards	Par
S 13-14	Ptarmigan Ram Classic (Fort Collins, Colo.)	2nd/18	302-304-296—902	+38	6,113	72
S 20-21	Ron Moore Classic (Highlands Ranch, Colo.)	6th/16	306-311-309—926	+62	6,225	72
O 4-5	Heather Farr Memorial/CU Invite (Broomfield, Colo.)	4th/14	303-307—610	+34	6,128	72
O 11-12	Bronco Fall Invitational (Kuna, Idaho)	2nd/18	304-293-306—903	+39	6,038	72
O 26-27	Kent Youel Invitational (Oahu, Hawai'i)	8th/15	299-304-309—912	+48	6,033	72
F 21-22	Miccosukee Championship (Miami, Fla.)	5th/18	306-310-318—934	+58	5,919	73
M 8-9	Spartan Invitational (Monterey, Calif.)	13th/15	319-299-305—923	+74	5,826	71
M 15-16	Anteater Invitational (Irvine, Calif.)	4th/10	322-308-313—943	+79	6,061	72
M 26-27	Mountain View Collegiate (Tucson, Ariz.)	6th/15	299-292-297—888	+24		72
A 4-5	Utah Dixie Classic (St. George, Utah)	5th/14	335-310—645	+69		72
A 22-24	Big 12 Championships (Austin, Texas)	11th/12	307-323-325—955	+91		72

# 2005-06 COLORADO WOMEN'S GOLF



## 2005-06 Statistics

Player	Overall									Spring				Fall				Best
	Rd	Strk	Avg.	SCIRP	S-Avg.	Lo	Hi	L54	Rd	Strk	Avg.	SCIRP	Rd	Strk	Avg.	SCIRP		
Lindsay Caljouw	30	2,280	76.00	+120	+4.0	70	85	218	15	1,128	75.20	+48	15	1,152	76.80	+72	t-3rd	
Maria Persson-Gulda	32	2,445	76.41	+141	+4.4	71	84	220	17	1,293	76.06	+69	15	1,152	76.80	+72	t-5th	
Hannah Hoch	32	2,474	77.31	+170	+5.3	73	83	226	17	1,303	76.64	+79	15	1,171	78.07	+91	t-14	
Jessica Malcom	12	949	79.08	+85	+7.1	75	82	232	-	-	-	-	12	949	79.08	+85	t-36th	
Lindsay Koth	26	2,072	79.69	+200	+7.7	73	88	228	17	1,337	78.65	+113	9	735	81.67	+87	t-35th	
Lindsay Senger	26	2,082	80.08	+210	+8.1	74	85	234	17	1,354	79.65	+130	9	728	80.89	+80	t-40th	
Catherine Woods	3	241	80.33	+25	+8.3	78	83	241	3	241	80.33	+285	-	-	-	-	t-70th	
Cierra Ko	6	487	81.17	+55	+9.2	79	85	242	-	-	-	-	6	487	81.17	+55	t-68th	
Jess Ellis	6	495	82.50	+63	+10.5	76	88	-	3	236	78.67	+20	3	59	86.33	+43	-	
Sarah Ruybalid	3	248	82.67	+32	+10.7	81	85	248	-	-	-	-	3	248	82.67	+32	t-77th	
Charlotte Persson-Gulda	5	421	84.20	+61	+12.2	81	87	255	2	166	83.00	+22	3	255	85.00	+39	t-90th	
<b>Totals</b>	<b>181</b>	<b>14,194</b>	<b>78.42</b>	<b>+1,162</b>	<b>+6.4</b>	<b>70</b>	<b>88</b>	<b>218</b>	<b>91</b>	<b>7,058</b>	<b>77.56</b>	<b>+506</b>	<b>90</b>	<b>7,136</b>	<b>79.29</b>	<b>+656</b>		

SCIRP - Stroke Count In Relation to Par

**Top 5 Finishes (2)** —Lindsay Caljouw (1), Maria Persson-Gulda (1); **Top 10 Finishes (5)** —Lindsay Caljouw (3), Maria Persson-Gulda (2); **Top 20 Finishes (10)** —Lindsay Caljouw (4), Maria Persson-Gulda (4), Hannah Hoch (2); **Rounds in the 70s (117)** —Maria Persson-Gulda (27), Lindsay Caljouw (26), Hannah Hoch (24), Lindsay Koth (15), Lindsay Senger (14), Jessica Malcom (7), Jess Ellis (2), Cierra Ko (1), Catherine Woods (1); **Subpar Rounds (3)** —Maria Persson-Gulda (2), Lindsay Caljouw (1); **Even-Par Rounds (4)** —Lindsay Caljouw (3), Maria Persson-Gulda (1); **Rounds Counting Toward Team Scoring (includes ties, 44/145, 30.34%)** —Lindsay Caljouw (9/27, 33.33%), Hannah Hoch (11/29, 37.93%), Cierra Ko (0/3, 0.00%), Lindsay Koth (3/23, 13.04%), Charlotte Persson-Gulda (1/2, 50.00%), Maria Persson-Gulda (11/29, 37.93%), Lindsay Senger (3/23, 13.04%).

## 2005-06 Results Season W-L-T Record vs. Division I Opponents: 57-109-4

Date	Tournament (Site)	Team Finish	Scores	To Par	Yards	Par
S 12-13	Ptarmigan Ram Classic (Fort Collins, Colo.)	10th/18	304-308-312—924	+60	6,223	72
S 26-27	Ron Moore Classic (Highlands Ranch, Colo.)	3rd/14	304-299-301—904	+40	6,225	72
O 3-4	Heather Farr Memorial/CU Invite (Broomfield, Colo.)	8th/18	301-298-313—912	+48	6,236	72
O 17-18	Price's Give 'Em Five Invite (Las Cruces, N.M.)	19th/21	319-305-316—940	+76	6,319	72
N 1-2	Kent Youel Invitational (Oahu, Hawai'i)	17th/18	317-330-330—977	+113	6,255	72
F 27-28	Kitihara Fresno State Invitational (Fresno, Calif.)	t-17th/19	318-308—626	+50	6,004	72
M 13-15	UNLV Spring Rebel Invitational (Boulder City, Nev.)	16th/19	313-307-315—935	+71	6,153	72
M 25-26	Mountain View Collegiate (Catalina, Ariz.)	t-10th/15	304-305-297—906	+42	6,138	72
A 3-4	Northwestern Invitational (Rancho Mirage, Calif.)	t-9th/14	296-303-300—899	+35	6,238	72
A 9-10	Susie Maxwell Berning Invitational (Norman, Okla.)	8th/17	305-302-313—920	+56	6,013	72
A 17-19	Big 12 Conference Championships (Lincoln, Neb.)	3rd/12	315-296-311—922	+58	6,167	72

# 2006-07 COLORADO WOMEN'S GOLF



## 2006-07 Statistics

Player	Overall								Spring				Fall				Best
	Rd	Strk	Avg.	SCIRP	S-Avg.	Lo	Hi	L54	Rd	Strk	Avg.	SCIRP	Rd	Strk	Avg.	SCIRP	
Lindsay Caljouw	23	1,744	75.83	+88	+3.8	70	83	222	14	1,057	75.50	+49	9	687	76.33	+39	2nd
Julie Kim	28	2,134	76.21	+118	+4.2	67	88	215	16	1,225	76.56	+73	12	909	75.75	+45	t-3rd
Lindsay Senger	29	2,227	76.79	+139	+4.8	70	83	214	14	1,069	76.36	+61	15	1,158	77.20	+78	2nd
Hannah Hoch	25	1,933	77.32	+133	+5.3	71	84	217	13	1,014	78.00	+78	12	919	76.58	+55	t-7th
Dominique Pytlewski	31	2,410	77.74	+178	+5.7	72	86	223	16	1,246	77.88	+94	15	1,164	77.60	+84	t-8th
Lindsay Koth	12	940	78.33	+76	+6.3	72	82	232	3	232	77.33	+16	9	708	78.67	+60	t-60th
Christine Kim	22	1,725	78.41	+141	+6.4	71	90	231	10	783	78.30	+63	12	942	78.50	+78	t-24th
Cierra Ko	3	241	80.33	+25	+8.3	78	85	241	-	-	-	-	3	241	80.33	+25	t-57th
Jess Ellis	3	269	89.67	+53	+17.7	85	97	269	-	-	-	-	3	269	89.67	+53	
<b>Totals</b>	<b>176</b>	<b>13,623</b>	<b>77.40</b>	<b>+951</b>	<b>+5.4</b>	<b>67</b>	<b>97</b>	<b>214</b>	<b>8</b>	<b>6,626</b>	<b>77.05</b>	<b>+434</b>	<b>90</b>	<b>6,997</b>	<b>77.74</b>	<b>+517</b>	

SCIRP - Stroke Count In Relation to Par

**Top 5 Finishes (3)** —Julie Kim (1), Lindsay Senger (1), Lindsay Caljouw (1); **Top 10 Finishes (10)** —Lindsay Caljouw (3), Lindsay Senger (2), Julie Kim (2), Hannah Hoch (2), Dominique Pytlewski (1); **Top 20 Finishes (15)** —Julie Kim (4), Lindsay Caljouw (4), Lindsay Senger (3), Hannah Hoch (3), Dominique Pytlewski (1); **Rounds in the 60s (2)** —Julie Kim (2); **Rounds in the 70s (126)** —Dominique Pytlewski (24), Lindsay Senger (21), Lindsay Caljouw, (20), Julie Kim (19), Hannah Hoch (17), Christine Kim (16), Lindsay Koth (7), Cierra Ko (2); **Subpar Rounds (9)** —Julie Kim (3), Lindsay Caljouw (2), Lindsay Senger (2), Christine Kim (1), Hannah Hoch (1); **Even-Par Rounds (12)** —Julie Kim (4), Hannah Hoch (2), Dominique Pytlewski (2), Lindsay Koth (1), Christine Kim (1), Lindsay Senger (1), Lindsay Caljouw (1); **Rounds Counting Toward Team Scoring (includes ties, 129/153, 84.31%)**—Lindsay Caljouw (22/23, 95.65%), Hannah Hoch (17/22, 77.27%), Christine Kim (14/16, 84.50%), Julie Kim (25/28, 89.29%), Lindsay Koth (6/6, 100.00%), Dominique Pytlewski (23/31, 74.19%), Lindsay Senger (22/27, 81.48%).

## 2006-07 Results Season W-L-T Record vs. Division I Opponents: 94-65-6

Date	Tournament (Site)	Team Finish	Scores	To Par	Yards	Par
S 11-12	Ptarmigan Ram Classic (Fort Collins, Colo.)	1st/17	286-292-294—872	+8	6,226	72
S 18-19	Salbesgeon Suites Invitational (Corvallis, Ore.)	10th/18	297-311-307—915	+51	6,271	72
O 2-3	CU Heather Farr Memorial Invitational (Broomfield, Colo.)	t-5th/17	294-304-316—914	+50	6,280	72
O 16-18	Price's Give 'Em Five Invite (Las Cruces, N.M.)	13th/17	313-309-309—931	+67	6,319	72
O 30-31	Edwin Watts/Palmetto Intercollegiate (Kiawah Island, S.C.)	16th/19	311-310-302—923	+59	5,953	72
F 5-6	Bajamar Women's Intercollegiate (Ensenada, Mexico)	t-3rd/15	298-322—620	+44	6,094	72
F 26-27	Fresno State Invitational (Fresno, Calif.)	t-6th/18	308-306—614	+38	6,072	72
M 5-6	San Jose State Spartan Invitational (San Jose, Calif.)	t-2nd/14	291-301-300—892	+28	6,121	72
M 24-25	Mountain View Collegiate (Catalina, Ariz.)	11th/16	295-299-296—890	+26	6,126	72
A 3-4	BYU Dixie Classic (St. George, Utah)	6th/16	304-307-303—914	+50	6,029	72
A 16-18	Big 12 Tournament (Waco, Texas)	6th/12	308-324-307—939	+75	6,142	72

# 2007-08 COLORADO WOMEN'S GOLF



## 2007-08 Statistics

Player	Overall								Spring				Fall				Best
	Rd	Strk	Avg.	SCIRP	S-Avg.	Lo	Hi	L54	Rd	Strk	Avg.	SCIRP	Rd	Strk	Avg.	SCIRP	
Julie Kim	21	1,600	76.19	+91	+4.3	69	83	219	6	462	77.00	+36	15	1,138	75.87	+55	6th
Dominique Pytlewski	35	2,674	76.40	+159	+4.5	70	90	216	20	1,562	78.10	+130	15	1,112	74.13	+29	1st
Lindsay Senger	35	2,708	77.37	+193	+5.5	71	87	225	20	1,564	78.20	+132	15	1,144	76.27	+61	t-8th
Stephanie Simich	35	2,736	78.17	+221	+6.3	69	89	223	20	1,561	78.05	+129	15	1,175	78.33	+92	t-15th
Christine Kim	20	1,566	78.30	+134	+6.7	72	87	231	20	1,566	78.30	+134	-	-	-	-	t-7th
Cierra Ko	29	2,400	82.76	+311	+10.7	75	92	241	14	1,156	82.57	+150	15	1,244	82.93	+161	t-40th
<b>Totals</b>	<b>175</b>	<b>13,684</b>	<b>78.19</b>	<b>+1,109</b>	<b>+6.3</b>	<b>69</b>	<b>92</b>	<b>216</b>	<b>100</b>	<b>7,871</b>	<b>78.71</b>	<b>+711</b>	<b>75</b>	<b>5,813</b>	<b>77.51</b>	<b>+398</b>	

SCIRP - Stroke Count In Relation to Par

**Top 5 Finishes (3)** —Dominique Pytlewski (3); **Top 10 Finishes (8)** —Dominique Pytlewski (5), Lindsay Senger (2), Stephanie Simich (2), Christine Kim (1); **Top 20 Finishes (14)** —Dominique Pytlewski (5), Julie Kim (4), Lindsay Senger (2), Stephanie Simich (2), Christine Kim (1); **Rounds in the 60s (2)** —Julie Kim (1), Stephanie Simich (1); **Rounds in the 70s (110)** —Dominique Pytlewski (28), Lindsay Senger (26), Stephanie Simich (21), Julie Kim (17), Christine Kim (12), Cierra Ko (6); **Subpar Rounds (10)** —Dominique Pytlewski (5), Stephanie Simich (2), Julie Kim (2), Lindsay Senger (1); **Even-Par Rounds (4)** —Christine Kim (1), Julie Kim (1), Lindsay Senger (1), Dominique Pytlewski (1); **Rounds Counting Toward Team Scoring (includes ties, 145/175, 82.86%)** —Christine Kim (16/20, 80.00%), Julie Kim (20/21, 95.24%), Cierra Ko (13/29, 44.83%), Dominique Pytlewski (32/35, 91.43%), Lindsay Senger (34/35, 97.14%), Stephanie Simich (30/35, 85.71%).

## 2007-08 Results *Season W-L-T Record vs. Division I Opponents: 47-85-4*

Date	Tournament (Site)	Team Finish	Scores	To Par	Yards	Par
S 10-11	Ptarmigan Ram Classic (Fort Collins, Colo.)	t-3rd/20	300-292-299—891	+27	6,223	72
S 17-18	Ron Moore Denver Invitational (Highlands Ranch, Colo.)	14th/18	312-314-296—922	+58	6,518	72
O 1-2	CU Heather Farr Memorial Invitational (Broomfield, Colo.)	1st/20	301-287-297—885	+21	6,221	72
O 8-9	Jeannine McHaney/Audrey Morehead Invitational (Lubbock, Texas)	3rd/14	312-305-303—920	+44	6,525	73
O 30-31	Kent Youel Invitational (Honolulu, Hawai'i)	t-12th/19	314-313-313—940	+76	6,150	72
F 22-24	Florida Invitational (Gainesville, Fla.)	t-10th/15	312-309-29—920	+80	5,907	70
M 3-4	San Jose State Spartan Invitational (San Jose, Calif.)	t-7th/15	311-307-303—921	+57	6,179	72
M 24-25	Oregon Invitational (Eugene, Ore.)	7th/15	308-311-308—927	+63	6,052	72
M 29-30	Mountain View Collegiate (Tucson, Ariz.)	12th/17	300-304-306—910	+46	6,126	72
M 31-A1	Sac State Invitational (Sacramento, Calif.)	t-8th/19	307-296-310—913	+49	6,018	72
A 11-12	Peg Barnard/Stanford Collegaite (Stanford, Calif.)	8th/14	315-304—619	+51	6,117	71
A 25-27	Big 12 Tournament (Stillwater, Okla.)	11th/12	351-322-329—1002	+138	6,210	72

# 2008-09 COLORADO WOMEN'S GOLF



## 2008-09 Statistics

Player	Overall								Spring				Fall				Best
	Rd	Strk	Avg.	SCIRP	S-Avg.	Lo	Hi	L54	Rd	Strk	Avg.	SCIRP	Rd	Strk	Avg.	SCIRP	
Emily Childs	16	1,174	73.38	+16	+1.0	67	81	209	1	75	75.00	+3	15	1,099	73.27	+13	2nd
Emily Talley	33	2,489	75.42	+104	+3.2	70	83	213	18	1,379	76.61	+80	15	1,110	74.00	+24	t-6th
Julie Kim	25	1,918	76.72	+112	+4.5	71	84	217	16	1,235	77.19	+80	9	683	75.89	+32	t-18th
Dominique Pytlewski	33	2,541	77.00	+156	+4.7	68	89	213	18	1,405	78.06	+106	15	1,136	75.73	+50	t-7th
Stephanie Simich	30	2,340	78.00	+174	+5.8	71	89	223	18	1,414	78.56	+115	12	923	77.17	+59	t-9th
Christine Kim	27	2,141	79.30	+188	+7.0	72	90	219	18	1,429	79.39	+130	9	712	79.11	+58	t-11th
Cierra Ko	6	491	81.83	+59	+9.8	77	86	241	3	241	80.33	+25	3	250	83.33	+34	t-65th
<b>Totals</b>	<b>170</b>	<b>13,094</b>	<b>77.02</b>	<b>+809</b>	<b>+4.8</b>	<b>67</b>	<b>90</b>	<b>209</b>	<b>92</b>	<b>7,178</b>	<b>78.02</b>	<b>+539</b>	<b>78</b>	<b>5,916</b>	<b>75.85</b>	<b>+270</b>	

SCIRP - Stroke Count In Relation to Par

**Top 5 Finishes (2)**—Emily Childs (2); **Top 10 Finishes (10)**—Emily Talley (4), Emily Childs (4), Dominique Pytlewski (1) Stephanie Simich (1); **Top 20 Finishes (16)**—Emily Talley (6), Emily Childs (5), Stephanie Simich (2), Christine Kim (1), Dominique Pytlewski (1); **Rounds in the 60s (5)**—Emily Childs (3), Dominique Pytlewski (2); **Rounds in the 70s (122)**—Emily Talley (30), Dominique Pytlewski (22), Stephanie Simich (21), Julie Kim (19), Christine Kim (16), Emily Childs (12), Cierra Ko (2); **Subpar Rounds (19)**—Dominique Pytlewski (7), Emily Childs (6), Emily Talley (4), Julie Kim (1), Stephanie Simich (1); **Even-Par Rounds (11)**—Julie Kim (3), Emily Talley (2), Christine Kim (2), Stephanie Simich (2), Emily Childs (1), Dominique Pytlewski (1); **Rounds Counting Toward Team Scoring (includes ties, 139/164, 84.76%)**—Emily Childs (15/16, 93.75%), Christine Kim (20/27, 74.07%), Julie Kim (21/25, 84.00%), Dominique Pytlewski (27/33, 81.82%), Stephanie Simich (24/30, 80.00%), Emily Talley 32/33, 96.97%.

## 2008-09 Results Season W-L-T Record vs. Division I Opponents: 96-76-4

Date	Tournament (Site)	Team Finish	Scores	To Par	Yards	Par
S 8-9	Ptarmigan Ram Classic (Ft. Collins, Colo.)	2nd/19	283-279-290—852	-12	6,206	72
S 18-20	UNM Branch Law Firm / Dick McGuire Invitational (Albuquerque, N.M.)	6th/16	301-302-296—899	+23	6,167	73
S 29-30	CU Heather Farr Memorial Invitational (Broomfield, Colo.)	3rd/20	286-291-290—867	+3	6,211	72
O 6-7	Jeannie McHaney / Audrey Morehead Invitational (Lubbock, Texas)	t-3rd/13	313-301-306—920	+44	6,525	73
N 2-3	Texas State Challenger at Wolfdancer (Austin, Texas)	1st/16	307-313-308—928	+64	6,141	72
F 15-17	San Diego State Spring Invitational (San Diego, Calif.)	9th/18	306-326-304—936	+72	6,187	72
M 13-15	LSU/Cleveland Golf Classic (Baton Rouge, La.)	t-10th/18	296-301-287—884	+20	6,424	72
M 28-29	Mountain View Collegiate (Tucson, Ariz.)	t-11th/19	297-301-307—905	+41	6,263	72
A 3-5	Ping / ASU Invitational (Tempe, Ariz.)	15th/17	310-314-307—931	+67	6,230	72
A 23-25	Big 12 Tournament (Lubbock, Texas)	t-8th/12	317-305-330—952	+76	6,525	73
M 7-9	NCAA West Regional (Tempe, Ariz.)	t-19th/21	309-308-305—922	+58	6,230	72

# 2009-10 COLORADO WOMEN'S GOLF



## 2009-10 Statistics

Player	Overall								Spring				Fall				Best
	Rd	Strk	Avg.	SCIRP	S-Avg.	Lo	Hi	L54	Rd	Strk	Avg.	SCIRP	Rd	Strk	Avg.	SCIRP	
Emily Talley	32	2,398	74.94	+94	+2.9	69	84	218	18	1,355	75.28	+62	14	1,043	74.50	+32	t-3rd
Christine Kim	32	2,440	76.25	+136	+4.3	70	82	226	18	1,377	76.50	+84	14	1,063	75.93	+52	t-21st
Julie Kim	18	1,394	77.44	+98	+5.4	72	82	228	6	473	78.83	+44	12	921	76.75	+54	t-22nd
Taylor Doyle	27	2,100	77.78	+156	+5.8	70	87	223	18	1,393	77.39	+100	9	707	78.56	+56	t-22nd
Dominique Pytlewski	29	2,227	78.52	+189	+6.5	71	89	219	15	1,204	80.27	+127	14	1,073	76.64	+62	t-19th
Stephanie Simich	17	1,340	78.82	+116	+6.8	73	88	225	9	702	78.00	+54	8	638	79.75	+62	t-22nd
Meaghan Kari	14	1,115	79.64	+104	+7.4	74	83	229	6	481	80.17	+49	8	634	79.25	+55	t-39th
Jamie Befort	15	1,207	80.47	+127	+8.5	72	85	235	9	722	80.22	+74	6	485	80.83	+53	t-48th
Devin Dougherty	9	743	82.56	+95	+10.6	78	87	244	6	499	83.17	+67	3	244	81.33	+28	61st
Totals	193	15,014	77.79	+1,115	+5.8	69	89	218	105	8,206	78.15	+661	88	6,808	77.36	+454	2nd

SCIRP - Stroke Count In Relation to Par

**Top 5 Finishes (2)**—Emily Talley (2); **Top 10 Finishes (4)**—Emily Talley (4); **Top 20 Finishes (8)**—Emily Talley (7), Dominique Pytlewski (1); **Rounds in the 60s (1)**—Emily Talley (1). **Rounds in the 70s (130)**—Christine Kim (28), Emily Talley (28), Taylor Doyle (19), Dominique Pytlewski (17), Julie Kim (14), Stephanie Simich (10), Meaghan Kari (7), Jamie Befort (5), Devin Dougherty (2); **Subpar Rounds (9)**—Emily Talley (5), Christine Kim (2), Dominique Pytlewski (1), Taylor Doyle (1); **Even-Par Rounds (7)**—Emily Talley (3), Christine Kim (2), Jamie Befort (1), Julie Kim (1); **Rounds Counting Toward Team Scoring** (includes ties, 136/160, 84.83%)—Emily Talley (31/32, 96.9%), Christine Kim (30/32, 93.8%), Taylor Doyle (21/24, 87.5%), Julie Kim (13/15, 86.7%), Meaghan Kari (11/14, 78.6%), Stephanie Simich (11/14, 78.6%), Dominique Pytlewski (19/29, 65.5%).

## 2009-10 Results *Season W-L-T Record vs. Division I Opponents: 70-93-1*

Date	Tournament (Site)	Team Finish	Scores	To Par	Yards	Par
S 6-8	Collegiate Match Play Championship (Daytona Beach, Fla.)	15th/15	315-309—624	+48	6,280	72
S 14-15	Ptarmigan Ram Classic (Fort Collins, Colo.)	9th/16	300-289-294—883	+19	6,250	72
S 19-20	Branch Law Firm / Dick McGuire Invitational (Albuquerque, N.M.)	10th/18	310-296-297—903	+27	6,187	73
O 5-6	Heather Farr Memorial/Colorado Invitational (Erie, Colo.)	6th/20	302-304-308—914	+50	6,352	72
O 26-28	Las Vegas Collegiate Showdown (Boulder City, Nev.)	t-14th/18	291-316-309—916	+52	6,233	72
F 8-10	Northrop Grumman Regional Challenge (Palos Verdes, Calif.)	14th/15	311-313-309—933	+81	5,912	71
M 8-9	Julie Inkster/Spartan Invitational (San Jose, Calif.)	11th/16	313-312-308—933	+69	6,223	72
M 22-23	BYU Dixie Classic (Saint George, Utah)	6th/13	316-304-312—932	+68	6,154	72
M 26-27	Mountain View Collegiate (Tucson, Ariz.)	t-11th/18	302-309-304—915	+51	6,227	72
A 10-11	Indiana Invitational (Bloomington, Ind.)	2nd/16	304-296-292—892	+28	6,142	72
A 23-25	Big 12 Championships (Norman, Okla.)	6th/12	302-304-309—915	+51	6,327	72

# 2010-11 COLORADO WOMEN'S GOLF



From left: Assistant Coach Brent Franklin, Meaghan Kari, Devin Dougherty, Kristin Coleman, Jamie Befort, Jenny Coleman, Tessa The, Cristina DeTomas, Jessica Wallace, Emily Talley, Taylor Doyle, Head Coach Anne Kelly.

## 2010-11 Statistics

Player	Overall								Spring				Fall				Best
	Rd	Strk	Avg.	SCIRP	S-Avg.	Lo	Hi	L54	Rd	Strk	Avg.	SCIRP	Rd	Strk	Avg.	SCIRP	
Jess Wallace	35	2,554	72.97	+39	+1.1	66	79	213	20	1,474	73.70	+42	15	1,080	72.00	-3	1st
Emily Talley	35	2,580	73.71	+65	+1.9	67	81	209	20	1,490	74.50	+58	15	1,090	72.67	+7	2nd
Kristin Coleman	35	2,662	76.06	+147	+4.2	71	82	222	20	1,542	77.10	+110	15	1,120	74.67	+37	t-6th
Jenny Coleman	35	2,680	76.57	+165	+4.7	71	81	218	20	1,509	75.45	+77	15	1,171	78.07	+88	11th
Taylor Doyle	31	2,423	78.16	+196	+6.3	70	87	217	20	1,603	80.15	+171	11	820	74.55	+25	t-13th
Tessa The	17	1,349	79.35	+124	+7.3	72	89	228	8	651	81.38	+77	9	698	77.56	+47	t-14th
Meaghan Kari	11	882	80.18	+96	+8.7	73	84	239	3	246	82.00	+36	8	636	79.50	+60	t-80th
Jamie Befort	6	484	80.67	+52	+8.7	78	83	245	—	—	—	—	6	484	80.67	+52	t-36th
Devin Dougherty	5	411	82.20	+51	+10.2	79	87	242	—	—	—	—	5	411	82.20	+51	t-83rd
<b>Totals</b>	<b>210</b>	<b>16,025</b>	<b>76.31</b>	<b>+935</b>	<b>+4.5</b>	<b>66</b>	<b>89</b>	<b>209</b>	<b>111</b>	<b>8,515</b>	<b>76.71</b>	<b>+571</b>	<b>99</b>	<b>7,510</b>	<b>75.86</b>	<b>+364</b>	<b>1st</b>

SCIRP - Stroke Count In Relation to Par

**Wins** (1)—Jess Wallace 1; **Top 5 Finishes** (9)—Jess Wallace 6, Emily Talley 3; **Top 10 Finishes** (19)—Jess Wallace 10, Emily Talley 7, Kristin Coleman 2; **Top 20 Finishes** (32)—Jess Wallace 11, Emily Talley 10, Jenny Coleman 5, Kristin Coleman 4, Taylor Doyle 1, Tessa The 1; **Rounds in the 60s** (6)—Emily Talley 3, Jessica Wallace 3; **Rounds in the 70s** (158)—Jess Wallace 32, Emily Talley 31, Kristin Coleman 30, Jenny Coleman 28, Taylor Doyle 18, Tessa The 11, Jamie Befort 3, Meaghan Kari 3, Devin Dougherty 2; **Subpar Rounds** (26)—Jess Wallace 10, Emily Talley 9, Jenny Coleman 3, Kristin Coleman 2, Taylor Doyle 2; **Even-Par Rounds** (16)—Jessica Wallace 8, Kristin Coleman 3, Emily Talley 2, Jenny Coleman 1, Taylor Doyle 1, Tessa The 1; **Rounds Counting Toward Team Scoring** (includes ties, 147/174, 84.48%)—Jess Wallace (35/35, 100.00%), Kristin Coleman (34/35, 97.14%), Emily Talley (33/35, 94.29%), Jenny Coleman (26/35, 74.29%), Taylor Doyle (17/28, 60.71%), Tessa The (2/6, 33.33%).

## 2010-11 Results *Season W-L-T Record vs. Division I Opponents: 117-47-2*

Date	Tournament (Site)	Team Finish	Scores	Top Individual	(Score / place)	Yards	Par
S 13-14	Ptarmigan Ram Classic (Fort Collins, Colo.)	1st/17	288-290-287—865	E. Talley	209 2nd	6,302	72
S 17-18	Dick McGuire Invitational (Albuquerque, N.M.)	3rd/17	302-294-288—884	J. Wallace	217 5th	6,187	73
O 4- 5	Johnie Imes Invitational (Columbia, Mo.)	t-2nd/15	298-289-291—878	J. Wallace	213 t-3rd	6,204	72
O 8- 9	HEATHER FARR MEMORIAL (Erie, Colo.)	1st/11	290-300-303—893	J. Wallace	220 1st	6,577	72
O 31-N2	The Alamo Invitational (San Antonio, Texas)	4th/14	291-291-301—883	J. Wallace	213 2nd	6,302	72
F 19-20	Peg Barnard Invitational (Stanford, Calif.)	4th/10	303-299—602	E.Talley/J.Wallace	149 t-9th	6,148	71
F 28-M1	Juli Inkster Invitational (San Jose, Calif.)	4th/12	298-306-303—907	J. Wallace	223 7th	6,121	72
M 6- 7	Lady Gator Invitational (Gainesville, Fla.)	4th/17	300-296-300—896	J. Wallace	216 t-3rd	6,002	70
M 25-26	Mountain View Collegiate (Tucson, Ariz.)	4th/18	292-291-290—873	E. Talley	215 t-4th	6,227	72
A 4- 5	Pacific Coast Intercollegiate (Half Moon Bay, Calif.)	t-5th/12	295-309-303—907	J. Wallace	223 t-6th	6,028	72
A 22-24	Big 12 Championships (Columbia, Mo.)	9th/12	302-397-304—903	J. Wallace	215 t-4th	6,234	72
M 5- 7	NCAA East Regional (Daytona Beach, Fla.)	18th/24	306-307-306—919	E. Talley	227 t-52nd	6,271	72

# 2011-12 COLORADO WOMEN'S GOLF



**Top Row from left:** Emily Talley, Jessica Wallace, Jenny Coleman, Kristin Coleman.  
**Bottom Row from left:** Taylor Doyle, Jamie Befort, Gina Larson, Devin Dougherty, Meaghan Kari, Cristine DeTomasi, Alex Stewart.

## 2011-12 Statistics

Player	Overall								Spring				Fall				Best
	Rd	Strk	Avg.	SCIRP	S-Avg.	Lo	Hi	L54	Rd	Strk	Avg.	SCIRP	Rd	Strk	Avg.	SCIRP	
Alex Stewart	36	2,657	73.81	+65	+1.8	67	80	211	24	1,765	73.54	+40	12	892	74.33	+25	1st
Emily Talley	37	2,737	73.97	+73	+2.0	66	78	215	25	1,840	73.60	+43	12	897	74.75	+30	3rd
Jenny Coleman	37	2,778	75.08	+114	+3.1	69	83	218	25	1,873	74.92	+76	12	905	75.42	+38	3rd
Jess Wallace	37	2,555	75.15	+110	+3.2	69	82	211	25	1,879	75.16	+82	9	676	75.11	+28	1st
Kristin Coleman	37	2,836	76.65	+172	+4.6	71	82	222	25	1,926	77.04	+129	12	910	75.83	+43	t-16th
Meaghan Kari	3	236	78.67	+20	+6.7	76	81	369	—	—	—	—	3	236	78.67	+20	t-67th
Taylor Doyle	9	710	78.89	+59	+6.6	73	87	229	3	242	80.67	+26	6	468	78.00	+33	t-42nd
<b>Totals</b>	<b>193</b>	<b>14,509</b>	<b>75.18</b>	<b>+613</b>	<b>+3.2</b>	<b>66</b>	<b>87</b>	<b>211</b>	<b>127</b>	<b>9,525</b>	<b>75.00</b>	<b>+396</b>	<b>66</b>	<b>4,984</b>	<b>75.52</b>	<b>+217</b>	<b>1st</b>

SCIRP - Stroke Count In Relation to Par

**Wins (2)**—Alex Stewart 1, Jess Wallace 1; **Top 5 Finishes (8)**—Alex Stewart 3, Jenny Coleman 2, Emily Talley 2, Jess Wallace 1; **Top 10 Finishes (16)**—Alex Stewart 6, Jenny Coleman 5, Emily Talley 4, Jess Wallace 1; **Top 20 Finishes (23)**—Emily Talley 8, Alex Stewart 6, Jenny Coleman 5, Jess Wallace 2, Kristin Coleman 2; **Rounds in the 60s (8)**—Emily Talley 3, Alex Stewart 2, Jenny Coleman 2, Jess Wallace 1; **Rounds in the 70s (162)**—Emily Talley 34, Alex Stewart 32, Jess Wallace 30, Jenny Coleman 30, Kristin Coleman 28, Taylor Doyle 6, Meaghan Kari 2; **Subpar Rounds (29)**—Alex Stewart 10, Emily Talley 6, Jenny Coleman 6, Jess Wallace 4, Kristin Coleman 3; **Even-Par Rounds (17)**—Emily Talley 4, Alex Stewart 4, Jenny Coleman 3, Jess Wallace 3, Kristin Coleman 2, Taylor Doyle 1; **Rounds Counting Toward Team Scoring** (includes ties, 154/190, 81.05%)—Emily Talley (36/37, 97.30%), Alex Stewart (34/36, 94.44%), Jess Wallace (29/34, 85.29%), Jenny Coleman (29/37, 78.38%), Kristin Coleman (23/37, 62.16%), Taylor Doyle (3/6, 50.00%), Meaghan Kari (0/3, 0%).

## 2011-12 Results *Season W-L-T Record vs. Division I Opponents: 132-54-1*

Date	Tournament (Site)	Team Finish	Scores	Top Individual	(Score / place)	Yards	Par
S 13-14	Ptarmigan Ram Classic (Fort Collins, Colo.)	t-2nd/19	288-287-299—875	J/Coleman/Talley	218 t-5th	6,302	72
S 25-26	Dick McGuire Invitational (Albuquerque, N.M.)	6th/18	306-292-300—898	Kristin Coleman	222 t-12th	6,187	73
O 3- 5	Edean Ihanfeldt Invitational (Sammamish, Wash.)	1st/12	299-296-301—896	Alex Stewart	217 4th	6,003	72
O 21-23	SEC/Pac-12 Challenge (Knoxville, Tenn.)	14th/23	295-301-303—899	Emily Talley	222 t-34th	6,447	72
F 5-7	Wildcat Invitational (Tucson, Ariz.)	4th/14	301-294-310—905	Emily Talley	220 11th	6,321	72
F 13-15	Northrop Grumman (Palos Verdes Estates, Calif.)	7th/15	303-295-304—902	Emily Talley	221 t-14th	5,912	71
F 26-28	All State Sugar Bowl (New Orleans, La.)	2nd/15	297-293-290—880	Alex Stewart	211 1st	6,105	72
M 16-18	Clover Cup (Mesa, Ariz.)	1st/15	277-281-297—855	Jess Wallace	211 1st	6,209	72
M 26-27	Anuenue Spring Break Challenge (Maui, Hawai'i)	1st/14	299-289-301—889	Jenny Coleman	220 3rd	6,022	72
A 27-29	Pac-12 Championships (Pullman, Wash.)	6th/11	308-284-296—888	Stewart/Talley	221 t-9th	6,200	72
M 10-12	NCAA West Regional (Erie, Colo.)	4th/24	297-301-279—877	Jenny Coleman	218 t-10th	6,575	72
M 23-26	NCAA Championships (Fanklin, Tenn.)	18th/24	297-298-305-296—1,196	Emily Talley	297 t-38th	6,377	72

# 2012-13 COLORADO WOMEN'S GOLF



From left: Assistant Coach Brent Franklin, Alexis Keating, Allie Zech, Jenny Coleman, Jamie Oleksiew, Devin Dougherty, Megan Haase, Kristin Coleman, Head Coach Anne Kelly.

## 2012-13 Statistics

Player	Overall								Spring				Fall				Best
	Rd	Strk	Avg.	SCIRP	S-Avg.	Lo	Hi	L54	Rd	Strk	Avg.	SCIRP	Rd	Strk	Avg.	SCIRP	
Jenny Coleman	35	2,594	74.11	+77	+2.2	67	81	208	20	1,490	74.50	+56	15	1,104	73.60	+21	1st
Alexis Keating	32	2,459	76.84	+155	+4.8	69	83	219	17	1,302	76.59	+81	15	1,157	77.13	+74	t-24th
Jamie Oleksiew	23	1,771	77.00	+115	+5.0	72	83	227	17	1,308	76.94	+87	6	463	77.17	+28	t-30th
Allie Zech	29	2,256	77.79	+168	+5.8	74	83	228	17	1,324	77.88	+103	12	932	77.67	+65	t-35th
Megan Haase	26	2,048	78.77	+173	+6.7	74	84	229	11	864	78.55	+72	15	1,184	78.93	+101	t-39th
Kristin Coleman	27	2,147	79.52	+203	+7.5	73	86	228	12	972	81.00	+111	15	1,175	78.33	+92	t-35th
Devin Dougherty	9	744	82.67	+96	+10.7	77	93	245	3	255	85.00	+39	6	489	81.50	+57	73rd
<b>Totals</b>	<b>181</b>	<b>14,019</b>	<b>77.45</b>	<b>+987</b>	<b>+5.2</b>	<b>67</b>	<b>93</b>	<b>211</b>	<b>97</b>	<b>7,515</b>	<b>77.47</b>	<b>+549</b>	<b>84</b>	<b>6,504</b>	<b>77.43</b>	<b>+438</b>	<b>1st</b>

SCIRP - Stroke Count In Relation to Par

**Wins** (1)—Jenny Coleman 1; **Top 5 Finishes** (2)—Jenny Coleman 2; **Top 10 Finishes** (2)—Jenny Coleman 2; **Top 20 Finishes** (5)—Jenny Coleman 5; **Rounds in the 60s** (3)—Jenny Coleman 2, Alexis Keating 1; **Rounds in the 70s** (125)—Jenny Coleman 32, Alexis Keating 23, Allie Zech 21, Jamie Oleksiew 18, Megan Haase 17, Kristin Coleman 11, Devin Dougherty 3; **Subpar Rounds** (7)—Jenny Coleman 6, Alexis Keating 1; **Even-Par Rounds** (9)—Jenny Coleman 5, Jamie Oleksiew 2, Kristin Coleman 1, Alexis Keating 1; **Rounds Counting Toward Team Scoring** (includes ties, 140/160, 87.50%)—Jenny Coleman (32/32, 100.00%), Alexis Keating (30/32, 93.75%), Allie Zech (20/23, 86.96%), Jamie Oleksiew (17/20, 85.00%), Megan Haase (19/23, 82.61%), Kristin Coleman (20/27, 74.07%).

## 2012-13 Results *Season W-L-T Record vs. Division I Opponents: 34-128-3*

Date	Tournament (Site)	Team Finish	Scores	Top Individual	(Score / place)	Yards	Par
S 10-11	Ptarmigan Ram Classic (Fort Collins, Colo.)	t-9th/17	300-310-303—913	Alexis Keating	226 t-24th	6,302	72
S 17-18	Dick McGuire Invitational (Albuquerque, N.M.)	8th/17	298-298-302—898	Jenny Coleman	208 1st	6,192	73
O 1- 2	Wincy City Collegiate (Evanston, Ill.)	15th/15	307-303-302—930	Jenny Coleman	220 t-13th	6,333	72
O 12-14	Tar Heel Invitational (Chapel Hill, N.C.)	17th/18	311-312-307—930	Jenny Coleman	224 t-30th	6,379	72
O 29-30	Alamo Invitational (San Antonio, Texas)	13th/15	303-309-310—922	Jenny Coleman	223 t-36th	6,428	72
F 11-12	Northrup Grumman (Palos Verdes Estates, Calif.)	14th/16	304-307-316—927	Keating/Oleksiew	229 t-39th	6,017	71
F 24-26	Allstate Sugar Bowl (New Orleans, La.)	t-15th/18	303-310—610	Jenny Coleman	147 t-20th	6,105	72
M 8-10	Clover Cup (Mesa, Ariz.)	10th/16	301-308-304—913	Jenny Coleman	221 t-15th	6,209	72
M 25-27	Anuenue Spring Break (Maui, Hawai'i)	13th/18	301-301-300—902	Alexis Keating	219 t-21st	6,306	72
A 12-14	Arizona State Invitational (Tempe, Ariz.)	t-16th/17	298-317-305—920	Jenny Coleman	223 t-48th	6,223	72
A 22-24	Pac-12 Championships (Valencia, Calif.)	9th/11	311-298-305—914	Jenny Coleman	213 t-3rd	6,300	72

# 2013-14 COLORADO WOMEN'S GOLF



From left: Kristin Coleman, Jenny Coleman, Claudia Davis, Megan Haase, Natalie Vivaldi, Alexis Keating, Tori Glenn, Allie Zech, Jamie Oleksiew.

## 2013-14 Statistics

Player	Overall								Spring				Fall				Best
	Rd	Strk	Avg.	SCIRP	S-Avg.	Lo	Hi	L54	Rd	Strk	Avg.	SCIRP	Rd	Strk	Avg.	SCIRP	
Jenny Coleman	32	2,377	74.28	+69	+2.2	68	82	210	20	1,485	74.25	+47	12	892	74.3	+22	t-2nd
Kristin Coleman	32	2,443	76.34	+135	+4.2	71	83	217	20	1,541	77.05	+103	12	902	75.2	+32	8th
Jamie Oleksiew	31	2,400	77.42	+164	+5.3	72	86	220	19	1,500	78.95	+134	12	900	75.0	+30	t-11th
Alexis Keating	32	2,483	77.59	+175	+5.5	71	87	222	20	1,540	77.00	+102	12	943	78.6	+73	t-12th
Allie Zech	12	942	78.50	+75	+6.3	74	86	227	3	237	79.00	+21	9	705	78.3	+54	t-30th
Natalie Vivaldi	22	1,738	79.00	+153	+7.0	72	90	226	19	1,491	78.47	+125	3	247	82.3	+28	t-21st
Megan Haase	6	496	82.67	+61	+10.2	79	92	238	—	—	—	—	6	496	82.7	+61	60th
Claudia Davis	5	424	84.80	+66	+13.2	82	88	252	5	424	84.80	+66	—	—	—	—	75th
<b>Totals</b>	<b>172</b>	<b>13,303</b>	<b>77.34</b>	<b>+898</b>	<b>+5.2</b>	<b>68</b>	<b>92</b>	<b>882</b>	<b>106</b>	<b>8,218</b>	<b>77.53</b>	<b>+598</b>	<b>66</b>	<b>5,085</b>	<b>77.1</b>	<b>+300</b>	<b>2nd</b>

SCIRP - Stroke Count In Relation to Par

**Top 5 Finishes** (1)—Jenny Coleman 3; **Top 10 Finishes** (4)—Jenny Coleman 3, Kristin Coleman 1; **Top 20 Finishes** (11)—Jenny Coleman 5, Alexis Keating 2, Kristin Coleman 2, Jamie Oleksiew 2; **Rounds in the 60s** (3)—Jenny Coleman 3; **Rounds in the 70s** (122)—Jenny Coleman 26, Kristin Coleman 25, Jamie Oleksiew 24, Alexis Keating 22, Natalie Vivaldi 15, Allie Zech 8, Megan Haase 2; **Subpar Rounds** (9)—Jenny Coleman 6, Kristin Coleman 2, Alexis Keating 1; **Even-Par Rounds** (13)—Jenny Coleman 7, Jamie Oleksiew 3, Kristin Coleman 2, Natalie Vivaldi 1; **Rounds Counting Toward Team Scoring** (includes ties, 133/158, 84.18%)—Jenny Coleman (32/32, 100.00%), Kristin Coleman (28/32, 87.50%), Jamie Oleksiew (26/31, 83.87%), Natalie Vivaldi (15/19, 78.95%); Alexis Keating (25/32, 78.13%), Allie Zech (6/9, 66.67%), Megan Haase (1/3, 33.33%).

## 2013-14 Results *Season W-L-T Record vs. Division I Opponents: 78-80-0*

Date	Tournament (Site)	Team Finish	Scores	Top Individual	(Score / place)	Yards	Par
S 9-10	Ptarmigan Ram Classic (Fort Collins, Colo.)	2nd/17	297-294-291—892	Jenny Coleman	216 t-5th	6,352	72
S 20-21	Dick McGuire Invitational (Albuquerque, N.M.)	7th/16	295-304-297—896	J. Coleman/Oleksiew	220 t-11th	6,192	73
O 8-9	Edean Ihlanfeldt Invitational (Sammamish, Wash.)	9th/13	316-297-305—918	Jamie Oleksiew	225 t-16th	6,039	72
N 4-5	Pac-12 Fall Preview (Hilo, Hawai'i)	11th/12	306-300-317—923	Kristin Coleman	225 t-22nd	6,463	73
F 15-16	Peg Barnard Invitational (Stanford, Calif.)	8th/14	305-298—603	Kristin Coleman	147 t-12th	6,084	71
M 3-4	Bruin Wave Invitational (Tarzana, Calif.)	9th/17	297-313-317—927	Alexis Keating	226 18th	6,173	72
M 14-16	Clover Cup (Mesa, Ariz.)	3rd/15	297-313-317—927	Jenny Coleman	214 t-2nd	6,209	72
M 24-26	Anuenue Spring Break Challenge (Kapalua, Hawai'i)	7th/15	301-303-305—909	Jenny Coleman	224 t-14th	6,022	72
A 14-15	Silverado Showdown (Napa, Calif.)	8th/15	301-299-296—896	Jenny Coleman	210 3rd	6,196	72
A 25-27	Pac-12 Championships (Corvallis, Ore.)	11th/11	301-304-322—927	J/K Coleman	229 t-39th	6,256	72
M 8-10	NCAA Regionals (Stillwater, Okla.)	16th/24	306-302-319—927	Jenny Coleman	224 t-24th	6,200	72

# 2014-15 COLORADO WOMEN'S GOLF



From left: Natalie Vivaldi, Jamie Oleksiew, Esther Lee, Brittany Fan, Head Coach Anne Kelly, Tori Glenn, Allie Zech, Megan Haase, Alexis Keating.

## 2014-15 Statistics

Player	Overall								Spring				Fall				Best
	Rd	Strk	Avg.	SCIRP	S-Avg.	Lo	Hi	L54	Rd	Strk	Avg.	SCIRP	Rd	Strk	Avg.	SCIRP	
Esther Lee	31	2,264	73.03	+40	+1.3	67	79	206	20	1,445	72.25	+16	11	819	74.45	+24	t-1st
Brittany Fan	31	2,321	74.87	+97	+3.1	70	82	219	20	1,490	74.50	+61	11	831	75.56	+36	t-11th
Alexis Keating	31	2,326	75.03	+107	+3.5	66	86	210	20	1,501	75.05	+77	11	825	75.00	+30	t-3rd
Natalie Vivaldi	31	2,441	78.74	+217	+7.0	72	89	225	20	1,583	79.15	+154	11	858	78.00	+63	t-22nd
Jamie Oleksiew	29	2,284	78.76	+202	+7.0	73	86	226	18	1,425	79.17	+138	11	859	78.09	+64	t-14th
Allie Zech	15	1,185	79.00	+110	+7.3	71	87	234	9	717	79.67	+74	6	468	78.00	+36	1st
Tori Glenn	16	1,290	80.63	+138	+8.6	72	90	231	4	336	84.00	+48	12	954	79.50	+90	8th
Megan Haase	7	587	83.86	+83	11.9	77	95	242	1	79	79.00	+7	6	508	84.67	+76	7th
<b>Totals</b>	<b>191</b>	<b>14,698</b>	<b>76.95</b>	<b>+994</b>	<b>+5.2</b>	<b>66</b>	<b>95</b>	<b>868</b>	<b>112</b>	<b>8,576</b>	<b>76.57</b>	<b>+575</b>	<b>79</b>	<b>6,122</b>	<b>77.50</b>	<b>+419</b>	<b>2nd</b>

SCIRP - Stroke Count In Relation to Par

**Top 5 Finishes** (6)—Esther Lee 3, Alexis Keating 2, Allie Zech 1; **Top 10 Finishes** (12)—Esther Lee 7, Alexis Keating 2, Tori Glenn 1, Megan Haase 1, Allie Zech 1; **Top 20 Finishes** (24)—Esther Lee 10, Brittany Fan 6, Alexis Keating 4, Tori Glenn 1, Megan Haase 1, Jamie Oleksiew 1, Allie Zech 1; **Rounds in the 60s** (6)—Esther Lee 5, Alexis Keating 1; **Rounds in the 70s** (133)—Brittany Fan 28, Alexis Keating 25, Esther Lee 26, Natalie Vivaldi 21, Jamie Oleksiew 17, Tori Glenn 7, Allie Zech 7, Megan Haase 2; **Subpar Rounds** (13)—Esther Lee 8, Alexis Keating 3, Brittany Fan 1, Allie Zech 1; **Even-Par Rounds** (12)—Brittany Fan 4, Esther Lee 4, Alexis Keating 2, Tori Glenn 1, Natalie Vivaldi 1; **Rounds Counting Toward Team Scoring** (includes ties, 128/155, 82.58%)—Esther Lee (31/31, 100.00%), Brittany Fan (30/31, 96.77%), Alexis Keating (28/31, 90.32%), Natalie Vivaldi (21/31, 67.74%), Jamie Oleksiew (17/29, 58.62%), Allie Zech (1/2, 50.00%).

## 2014-15 Results *Season W-L-T Record vs. Division I Opponents: 87-56-1*

Date	Tournament (Site)	Team Finish	Scores	Top Individual	(Score / place)	Yards	Par
S 8-9	Ptarmigan Ram Classic (Fort Collins, Colo.)	t-3rd/17	294-292-295—881	Alexis Keating	213 t-3rd	6,352	72
S 20-21	Minnesota Invitational (Minneapolis, Minn.)	2nd/14	309-297-294—900	Esther Lee	222 t-8th	6,119	72
S 22-24	Golfweek Challenge (Vail, Colo.)	—	No Team Score	Allie Zech	234 t-56th	6,249	72
O 7-8	Edean Ihlanfeldt Invitational (Sammamish, Wash.)	5th/12	303-305—608	Esther Lee	148 t-14th	6,039	72
O 10-12	Ron Moore Intercollegiate (Highlands Ranch, Colo.)	—	No Team Score	Allie Zech	234 t-39th	6,457	72
N 3-4	Pac-12 Fall Preview (Kailua Kona, Hawai'i)	10th/12	307-307-307—921	Brittany Fan	223 t-17th	6,392	73
F 14-15	Peg Barnard Invitational (Stanford, Calif.)	7th/12	302-296—598	Esther Lee	142 t-6th	6,084	71
M 2-3	Bruin Wave Invitational (Tarzana, Calif.)	10th/15	313-318-299—930	Esther Lee	223 t-5th	6,173	72
M 9-10	Bay Area Intercollegiate (Fairfax, Calif.)	4th/13	286-289-297—872	Esther Lee	206 t-1st	6,050	71
M 23-25	San Diego State Farms Invitational (Rancho Santa Fe, Calif.)	2nd/16	—	Match Play	—	6,237	72
M 27-29	LSU Tiger Golf Classic (Baton Rouge, La.)	6th/16	316-291-303—910	Esther Lee	221 t-10th	6,251	72
A 4	Denver vs. Colorado JV (Highlands Ranch, Colo.)	—	No Team Score	Allie Zech	71 1st	6,409	72
A 13-14	Silverado Showdown (Napa, Calif.)	3rd/15	294-298-299—891	Esther Lee	215 t-2nd	6,253	72
A 20-22	Pac-12 Championships (Boulder, Colo.)	5th/11	296-289-283—868	Alexis Keating	210 t-5th	6,407	71
M 7-9	NCAA West Regional (St. George, Utah)	12th/18	316-308-294—918	Esther Lee	223 t-13th	6,255	71

## **Record Book & Honors**

Year by Year Leaders	45-46
Individual Records	47-52
Team Records	53
Honors	54
In The Pros	55
In The Rankings	55

# YEAR-BY-YEAR LEADERS

## ROUNDS

1994-95	Ann Grooms	21
	Ashley Ford	21
1995-96	LindaSue Linton	26
1996-97	Kelly Heffer	29
	LindaSue Linton	29
	Michelle Thomas	29
1997-98	Sarah Bellinger	30
	Michelle Thomas	30
1998-99	Sarah Bellinger	31
1999-2000	Taya Battistella	31
	Sarah Bellinger	31
	Katy Nolan	31
2000-01	Sarah Bellinger	29
	Erin Kerr	29
2001-02	Erin Kerr	29
	Jolene Fellhauer	29
2002-03	Erin Kerr	31
2003-04	Hannah Hoch	32
	Maria Persson-Gulda	32
2004-05	Hannah Hoch	31
	Maria Persson-Gulda	31
2005-06	Hannah Hoch	32
	Maria Persson-Gulda	32
2006-07	Dominique Pytlewski	31
2007-08	Dominique Pytlewski	35
	Lindsay Senger	35
	Stephanie Simich	35
2008-09	Dominique Pytlewski	33
	Emily Talley	33
2009-10	Christine Kim	32
	Emily Talley	32
2010-11	Jenny Coleman	35
	Kristin Coleman	35
	Emily Talley	35
	Jessica Wallace	35
2011-12	Jenny Coleman	37
	Kristin Coleman	37
	Emily Talley	37
2012-13	Jenny Coleman	35
2013-14	Jenny Coleman	32
	Kristin Coleman	32
	Alexis Keating	32
2014-15	Brittany Fan	31
	Alexis Keating	31
	Esther Lee	31
	Natalie Vivaldi	31

## STROKE AVERAGE

1994-95	Ann Grooms	87.14
1995-96	Michelle Thomas	82.33
1996-97	Kelly Heffer	79.66
1997-98	Sarah Bellinger	80.43
1998-99	Kiersten Allbright	77.90
1999-2000	Sarah Bellinger	78.06
2000-01	Erin Kerr	77.38
2001-02	Erin Kerr	76.14
2002-03	Erin Kerr	75.81
2003-04	Hannah Hoch	76.91
2004-05	Hannah Hoch	74.77
2005-06	Lindsay Caljouw	76.00
2006-07	Lindsay Caljouw	75.83
2007-08	Julie Kim	76.19
2008-09	Emily Talley	75.42
2009-10	Emily Talley	74.94
2010-11	Jessica Wallace	72.97
2011-12	Alex Stewart	73.81
2012-13	Jenny Coleman	74.11
2013-14	Jenny Coleman	74.28
2014-15	Esther Lee	73.03

## SPRING STROKE AVERAGE

1994-95	Ann Grooms	85.00
1995-96	Kelly Heffer	82.57
1996-97	Kelly Heffer	80.42
1997-98	Sarah Bellinger	80.53
1998-99	Kiersten Allbright	78.21
1999-2000	Sarah Bellinger	79.41
2000-01	Erin Kerr	77.80
2001-02	Erin Kerr	75.69
2002-03	Erin Kerr	76.60
2003-04	Hannah Hoch	77.13
2004-05	Hannah Hoch	76.06
2005-06	Lindsay Caljouw	75.20
2006-07	Lindsay Caljouw	75.50
2007-08	Dominique Pytlewski	78.10
2008-09	Emily Talley	76.61
2009-10	Emily Talley	75.28
2010-11	Jessica Wallace	73.70
2011-12	Alex Stewart	74.33
2012-13	Jenny Coleman	74.50
2013-14	Jenny Coleman	74.25
2014-15	Esther Lee	72.25

## FALL STROKE AVERAGE

1994-95	Ann Grooms	89.50
1995-96	Michelle Thomas	82.25
1996-97	Kelly Heffer	79.12
1997-98	Sarah Bellinger	80.33
1998-99	Sarah Bellinger	77.20
1999-2000	Sarah Bellinger	76.23
2000-01	Erin Kerr	76.93
2001-02	Erin Kerr	76.69
2002-03	Erin Kerr	75.06
2003-04	Maria Persson-Gulda	75.44
2004-05	Hannah Hoch	73.21
2005-06	Lindsay Caljouw	76.80
	Maria Persson-Gulda	76.80
2006-07	Julie Kim	75.75
2007-08	Dominique Pytlewski	74.13
2008-09	Emily Childs	73.27
2009-10	Emily Talley	74.50
2010-11	Jessica Wallace	72.00
2011-12	Alex Stewart	73.54
2012-13	Jenny Coleman	73.60
2013-14	Jenny Coleman	74.33
2014-15	Esther Lee	74.45

## WINS

1998-99	Kiersten Allbright	1
2004-05	Hannah Hoch	2
2006-07	Dominique Pytlewski	1
2010-11	Jessica Wallace	1
2011-12	Alex Stewart	1
	Jessica Wallace	1
2012-13	Jenny Coleman	1
2014-15	Esther Lee	1
	Allie Zech	1

## TOP 5 FINISHES

1994-95	Ann Grooms	2
1997-98	Sarah Bellinger	1
	Michelle Thomas	1
1998-99	Sarah Bellinger	3
1999-2000	Taya Battistella	1
	Sarah Bellinger	1
2000-01	Erin Kerr	2
2001-02	Erin Kerr	2
2002-03	Erin Kerr	4
2003-04	Hannah Hoch	2
2004-05	Hannah Hoch	3
2005-06	Lindsay Caljouw	1
	Maria Persson-Gulda	1
2006-07	Lindsay Caljouw	1
	Julie Kim	1
	Lindsay Senger	1
2007-08	Dominique Pytlewski	3
2008-09	Emily Childs	2
2009-10	Emily Talley	2
2010-11	Jessica Wallace	6
2011-12	Alex Stewart	3
2012-13	Jenny Coleman	2
2013-14	Jenny Coleman	3
2014-15	Esther Lee	3

## TOP 10 FINISHES

1994-95	Ann Grooms	2
	Ashley Ford	2
1995-96	Kelly Heffer	1
1997-98	Sarah Bellinger	1
	Michelle Thomas	1
1998-99	Kiersten Allbright	4
1999-2000	Taya Battistella	3
2000-01	Sarah Bellinger	3
2001-02	Erin Kerr	3
2002-03	Erin Kerr	5
2003-04	Hannah Hoch	3
2004-05	Hannah Hoch	6
2005-06	Lindsay Caljouw	3
2006-07	Lindsay Caljouw	3
2007-08	Dominique Pytlewski	5
2008-09	Emily Childs	4
	Emily Talley	4
2009-10	Emily Talley	4
2010-11	Jessica Wallace	10
2011-12	Alex Stewart	6
2012-13	Jenny Coleman	2
2013-14	Jenny Coleman	3
2014-15	Esther Lee	7



**Dominique Pytlewski**



**Taya Battistella**

# YEAR-BY-YEAR LEADERS

## TOP 20 FINISHES

1994-95	LindaSue Linton	2
	Kylee Moullet	2
	Ann Grooms	2
	Ashley Ford	2
1995-96	Kelly Heffer	1
	Kylee Moullet	1
	Michelle Thomas	1
1996-97	Kelly Heffer	2
1997-98	Sarah Bellinger	3
1998-99	Kiersten Allbright	5
1999-2000	Sarah Bellinger	5
2000-01	Erin Kerr	6
2001-02	Erin Kerr	8
2002-03	Erin Kerr	7
2003-04	Hannah Hoch	6
	Maria Persson-Gulda	6
2004-05	Hannah Hoch	9
2005-06	Lindsay Caljouw	4
	Maria Persson-Gulda	4
2006-07	Lindsay Caljouw	4
	Julie Kim	4
2007-08	Dominique Pytlewski	5
2008-09	Emily Talley	6
2009-10	Emily Talley	7
2010-11	Jessica Wallace	11
2011-12	Emily Talley	8
2012-13	Jenny Coleman	5
2013-14	Jenny Coleman	5
2014-15	Esther Lee	10

## ROUNDS IN THE 60s

1998-99	Michelle Thomas	1
2000-01	Erin Kerr	1
	Brooke Van Wyk	1
2001-02	Lynn Ann Moretto	1
2002-03	Jolene Fellhauer	1
2003-04	Hannah Hoch	1
2004-05	Hannah Hoch	2
2006-07	Julie Kim	2
2007-08	Julie Kim	1
	Stephanie Simich	1
2008-09	Emily Childs	3
2009-10	Emily Talley	1
2010-11	Emily Talley	3
	Jessica Wallace	3
2011-12	Emily Talley	3
2012-13	Jenny Coleman	2
2013-14	Jenny Coleman	3
2014-15	Esther Lee	5

## ROUNDS IN THE 70s

1994-95	Kylee Moullet	1
1995-96	Michelle Thomas	4
1996-97	Kelly Heffer	12
1997-98	Sarah Bellinger	12
1998-99	Kiersten Allbright	21
	Sarah Bellinger	21
1999-2000	Sarah Bellinger	22
2000-01	Erin Kerr	22
2001-02	Erin Kerr	22
2002-03	Erin Kerr	25
2003-04	Hannah Hoch	24
2004-05	Hannah Hoch	28
2005-06	Maria Persson-Gulda	27
2006-07	Dominique Pytlewski	24
2007-08	Dominique Pytlewski	28
2008-09	Emily Talley	30
2009-10	Christine Kim	28
	Emily Talley	28
2010-11	Jessica Wallace	32

2011-12	Emily Talley	34
2012-13	Jenny Coleman	32
2013-14	Jenny Coleman	26
2014-15	Brittany Fan	28



**Michelle Thomas**

## SUBPAR ROUNDS

1998-99	Michelle Thomas	2
1999-2000	Taya Battistella	2
2000-01	Erin Kerr	1
	Brooke Van Wyk	1
2001-02	Erin Kerr	4
2002-03	Erin Kerr	4
2003-04	Hannah Hoch	2
2004-05	Hannah Hoch	4
2005-06	Maria Persson-Gulda	2
2006-07	Julie Kim	3
2007-08	Dominique Pytlewski	5
2008-09	Dominique Pytlewski	7
2009-10	Emily Talley	5
2010-11	Jessica Wallace	10
2011-12	Alex Stewart	10
2012-13	Jenny Coleman	6
2013-14	Jenny Coleman	6
2014-15	Esther Lee	8

## EVEN PAR ROUNDS

1998-99	Kiersten Allbright	2
1999-2000	Taya Battistella	1
	Katy Nolan	1
2000-01	Erin Kerr	2
2001-02	Jolene Fellhauer	1
	Erin Kerr	1
	Allison Rella	1
2002-03	Erin Kerr	3
2003-04	Maria Persson-Gulda	3
2004-05	Hannah Hoch	4
2005-06	Lindsay Caljouw	3
2006-07	Julie Kim	4
2007-08	Christine Kim	1
	Julie Kim	1
	Dominique Pytlewski	1

	Lindsay Senger	1
2008-09	Julie Kim	3
2009-10	Emily Talley	3
2010-11	Jessica Wallace	8
2011-12	Alex Stewart	4
	Emily Talley	4
2012-13	Jenny Coleman	5
2013-14	Jenny Coleman	7
2014-15	Brittany Fan	4
	Esther Lee	4

## ROUNDS AT OR UNDER PAR

1998-99	Michelle Thomas	3
1999-2000	Taya Battistella	3
2000-01	Erin Kerr	3
2001-02	Erin Kerr	5
2002-03	Erin Kerr	7
2003-04	Hannah Hoch	4
	Maria Persson-Gulda	4
2004-05	Hannah Hoch	8
2005-06	Lindsay Caljouw	4
2006-07	Julie Kim	7
2007-08	Dominique Pytlewski	6
2008-09	Dominique Pytlewski	8
2009-10	Emily Talley	8
2010-11	Jessica Wallace	18
2011-12	Alex Stewart	14
2012-13	Jenny Coleman	11
2013-14	Jenny Coleman	13
2014-15	Esther Lee	12

## COUNTING TOWARDS TEAM SCORING

1994-95	Ann Grooms	(21-21) 100.0
1995-96	Nicole Sennett	(23-25) 92.0
1996-97	Kelly Heffer	(29-29) 100.0
1997-98	Sarah Bellinger	(30-30) 100.0
1998-99	Sarah Bellinger	(30-31) 96.8
1999-2000	Sarah Bellinger	(30-31) 96.8
2000-01	Erin Kerr	(29-29) 100.0
2001-02	Erin Kerr	(28-29) 96.6
2002-03	Erin Kerr	(29-31) 93.6
2003-04	Hannah Hoch	(28-32) 87.5
2004-05	Hannah Hoch	(31-31) 100.0
	Allison Rella	(28-28) 100.0
2005-06	Lindsay Caljouw	(30-30) 100.0
2006-07	Lindsay Caljouw	(22-23) 96.7
2007-08	Lindsay Senger	(34-35) 97.1
2008-09	Emily Talley	(32-33) 97.0
2009-10	Emily Talley	(31-32) 96.9
2010-11	Jessica Wallace	(35-35) 100.0
2011-12	Emily Talley	(36-37) 97.3
2012-13	Jenny Coleman	(32-32) 100.0
2013-14	Jenny Coleman	(32-32) 100.0
2014-15	Esther Lee	(31-31) 100.0



**Sarah Bellinger**

# RECORD BOOK

## MOST EVENTS, CAREER

1. Jenny Coleman, 2011-14	47
2. Emily Talley, 2009-12	46
3. Sarah Bellinger, 1998-2001	44
Maria Persson-Gulda, 2003-06	44
Dominique Pytlewski, 2005-08	44
Kristin Coleman, 2011-14	44
7. Hannah Hoch, 2004-07	43
8. Allison Rella, 2002-05	42
9. Michelle Thomas, 1996-99	39
10. Lindsay Senger, 2005-08	38
<b>Alexis Keating, 2013-p</b>	<b>34</b>

## MOST ROUNDS, CAREER

1. Jenny Coleman, 2011-14	139
2. Emily Talley, 2009-12	137
3. Kristin Coleman, 2011-14	131
4. Dominique Pytlewski, 2007-10	128
5. Maria Persson-Gulda, 2002-05	123
6. Sarah Bellinger, 1997-2000	121
7. Hannah Hoch, 2003-07	120
8. Allison Rella, 2001-04	114
9. Michelle Thomas, 1995-98	112
10. Lindsay Senger, 2004-08	109

## MOST ROUNDS, SEASON

1. Jenny Coleman, 2011-12	37
Kristin Coleman, 2011-12	37
Emily Talley, 2011-12	37
4. Alex Stewart, 2011-12	36
5. Dominique Pytlewski, 2007-08	35
Lindsay Senger, 2007-08	35
Stephanie Simich, 2007-08	35
Jenny Coleman, 2010-11	35
Kristin Coleman, 2010-11	35
Emily Talley, 2010-11	35
Jess Wallace, 2010-11	35
Jenny Coleman, 2012-13	35



Katy Nolan

## MOST ROUNDS, FRESHMAN

1. Stephanie Simich, 2007-08	35
Jenny Coleman, 2010-11	35
Kristin Coleman, 2010-11	35
4. Emily Talley, 2008-09	33
5. Hannah Hoch, 2003-04	32
<b>Alexis Keating, 2012-13</b>	<b>32</b>
7. Dominique Pytlewski, 2006-07	31
<b>Brittany Fan, 2014-15</b>	<b>31</b>
9. Sarah Bellinger, 1997-98	30
Lindsay Caljouw, 2005-06	30

## MOST ROUNDS, SOPHOMORE

1. Jenny Coleman, 2011-12	37
Kristin Coleman, 2011-12	37
3. Alex Stewart, 2011-12	36
4. Dominique Pytlewski, 2007-08	35
5. Maria Persson-Gulda, 2003-04	32
Emily Talley, 2009-10	32
<b>Alexis Keating, 2013-14</b>	<b>32</b>
8. Sarah Bellinger, 1998-99	31
Taya Battistella, 1999-2000	31
Allison Rella, 2002-03	31
Hannah Hoch, 2004-05	31
<b>Jamie Oleksiew, 2013-14</b>	<b>31</b>
<b>Esther Lee, 2014-15</b>	<b>31</b>
<b>Natalie Vivaldi, 2014-15</b>	<b>31</b>

## MOST ROUNDS, JUNIOR

1. Emily Talley, 2010-11	35
Jess Wallace, 2010-11	35
Jenny Coleman, 2012-13	35
4. Dominique Pytlewski, 2008-09	33
5. Hannah Hoch, 2005-06	32
6. Sarah Bellinger, 1999-2000	31
Katy Nolan, 1999-2000	31
Maria Persson-Gulda, 2004-05	31
<b>Alexis Keating, 2014-15</b>	<b>31</b>
10. Michelle Thomas, 1997-98	30

## MOST ROUNDS, SENIOR

1. Emily Talley, 2011-12	37
2. Lindsay Senger, 2007-08	35
3. Jess Wallace, 2011-12	34
4. Maria Persson-Gulda, 2005-06	32
Christine Kim, 2009-10	32
Jenny Coleman, 2013-14	32
Kristin Coleman, 2013-14	32
8. Erin Kerr, 2002-03	31
9. Kelly Heffer, 1996-97	29
Linda Sue Linton, 1996-97	29
Kiersten Albright, 1998-99	29
Sarah Bellinger, 2000-01	29
Dominique Pytlewski, 2009-10	29

## STROKE AVERAGE, CAREER

(minimum 50 rounds)

1. Jess Wallace, 2011-12 (69)	74.04
2. Emily Talley, 2009-12 (137)	74.48
3. Jenny Coleman, 2011-14 (139)	75.00
4. Lindsay Caljouw, 2006-07 (53)	75.92
5. Erin Kerr, 2000-03 (89)	76.43
6. <b>Alexis Keating, 2013-p (95)</b>	<b>76.51</b>
7. Hannah Hoch, 2004-07 (120)	76.55
8. Julie Kim, 2007-10 (92)	76.59
9. Kristin Coleman, 2011-14 (131)	77.00
10. Dominique Pytlewski, 2007-10 (128)	77.36

## STROKE AVERAGE, CAREER

(minimum 100 rounds)

1. Emily Talley, 2009-12 (137)	74.48
2. Jenny Coleman, 2011-14 (139)	75.00
3. Hannah Hoch, 2003-04 (120)	76.55
4. Dominique Pytlewski, 2007-10 (128)	77.32
5. Maria Persson-Gulda, 2003-06 (123)	77.61
6. Kristin Coleman, 2011-14 (131)	77.00
7. Christine Kim, 2007-10 (101)	77.94
8. Allison Rella, 2002-05 (113)	78.27
9. Lindsay Senger, 2005-08 (109)	78.74
10. Sarah Bellinger, 1998-2001 (121)	78.92

## STROKE AVERAGE, SEASON


(minimum 20 rounds, rounds in parentheses)

1. Jess Wallace, 2010-11 (35)	72.97
2. Emily Talley, 2010-11 (35)	73.71
3. Alex Stewart, 2011-12 (36)	73.81
4. Emily Talley, 2011-12 (37)	73.97
5. Jenny Coleman, 2012-13 (35)	74.11
6. Jenny Coleman, 2013-14 (32)	74.28
7. Hannah Hoch, 2004-05 (31)	74.77
8. Emily Talley, 2009-10 (32)	74.94
9. Jenny Coleman, 2011-12 (37)	75.08
10. Jess Wallace, 2011-12 (34)	75.15

## STROKE AVERAGE, FALL

(minimum 10 rounds)

1. Jess Wallace, 2010-11	72.00
2. Emily Talley, 2010-11	72.67
3. Hannah Hoch, 2004-05	73.21
4. Emily Childs, 2008-09	73.27
5. Jenny Coleman, 2012-13	73.60
6. Emily Talley, 2008-09	74.00
7. Dominique Pytlewski, 2007-08	74.13
8. Alex Stewart, 2011-12	74.33
9. Jenny Coleman, 2013-14	74.33
10. <b>Esther Lee, 2014-15</b>	<b>74.45</b>



Lindsay Senger

# RECORD BOOK

## STROKE AVERAGE, SPRING

(minimum 10 rounds)

1. <b>Esther Lee, 2014-15</b>	<b>72.25</b>
2. Alex Stewart, 2011-12	73.54
3. Emily Talley, 2011-12	73.60
4. Jess Wallace, 2010-11	73.70
5. Jenny Coleman, 2013-14	74.25
6. Emily Talley, 2010-11	74.50
Jenny Coleman, 2012-13	74.50
<b>Brittany Fan, 2014-15</b>	<b>74.50</b>
9. Jenny Coleman, 2011-12	74.92
10. <b>Alexis Keating, 2014-15</b>	<b>75.05</b>

## STROKE AVERAGE, JUNIOR

(minimum 20 rounds)

1. Jess Wallace, 2010-11	72.97
2. Emily Talley, 2010-11	73.71
3. Jenny Coleman, 2012-13	74.11
<b>4. Alexis Keating, 2014-15</b>	<b>75.03</b>
5. Erin Kerr, 2001-02	76.14
6. Julie Kim, 2008-09	76.72
7. Lindsay Senger, 2006-07	76.79
8. Dominique Pytlewski, 2008-09	77.00
9. Maria Persson-Gulda, 2004-05	77.16
10. Hannah Hoch, 2005-06	77.31

## LOWEST SCIRP, SPRING

(minimum 10 rounds)

<b>1. Esther Lee, 2015</b>	<b>0.80</b>
2. Alex Stewart, 2012	1.67
3. Emily Talley, 2012	1.72
4. Jess Wallace, 2011	2.10
5. Jenny Coleman, 2014	2.35
6. Jenny Coleman, 2013	2.80
7. Emily Talley, 2011	2.90
8. Jenny Coleman, 2012	3.04
<b>9. Brittany Fan, 2015</b>	<b>3.05</b>
10. Lindsay Caljouw, 2006	3.20

## STROKE AVERAGE, FRESHMAN

(minimum 20 rounds)

<b>1. Brittany Fan, 2014-15</b>	<b>74.87</b>
2. Emily Talley, 2008-09	75.42
3. Lindsay Caljouw, 2005-06	76.00
4. Kristin Coleman, 2010-11	76.06
5. Julie Kim, 2006-07	76.21
6. Jenny Coleman, 2010-11	76.57
<b>7. Alexis Keating, 2012-13</b>	<b>76.84</b>
8. Hannah Hoch, 2003-04	76.91
<b>9. Jamie Oleksiew, 2012-13</b>	<b>77.00</b>
10. Dominique Pytlewski, 2006-07	77.74

## STROKE AVERAGE, SENIOR

(minimum 20 rounds)

1. Emily Talley, 2011-12	73.97
2. Jenny Coleman, 2013-14	74.28
3. Jess Wallace, 2011-12	75.15
4. Erin Kerr, 2002-03	75.81
5. Christine Kim, 2009-10	76.25
6. Kristin Coleman, 2013-14	76.34
7. Maria Persson-Gulda, 2005-06	76.41
8. Allison Rella, 2004-05	76.57
9. Hannah Hoch, 2006-07	77.32
10. Lindsay Senger, 2007-08	77.37

## LOWEST SCIRP, FRESHMAN

(minimum 20 rounds)

<b>1. Brittany Fan, 2014-15</b>	<b>3.13</b>
2. Emily Talley, 2008-09	3.15
3. Lindsay Caljouw, 2005-06	4.00
4. Kristin Coleman, 2010-11	4.20
5. Julie Kim, 2006-07	4.21
6. Jenny Coleman, 2010-11	4.71
<b>7. Alexis Keating, 2012-13</b>	<b>4.84</b>

## STROKE AVERAGE, SOPHOMORE

(minimum 20 rounds)

<b>1. Esther Lee, 2014-15</b>	<b>73.03</b>
2. Alex Stewart, 2011-12	73.81
3. Hannah Hoch, 2004-05	74.77
4. Emily Talley, 2009-10	74.94
5. Jenny Coleman, 2011-12	75.08
6. Lindsay Caljouw, 2006-07	75.83
7. Julie Kim, 2007-08	76.19
8. Dominique Pytlewski, 2007-08	76.40
9. Kristin Coleman, 2011-12	76.65
10. Maria Persson Gulda, 2003-04	77.34

## LOWEST SCIRP, CAREER

(minimum 50 rounds)

1. Jess Wallace, 2011-12 (69)	2.16
2. Emily Talley, 2009-12 (137)	2.45
3. Jenny Coleman, 2011-14 (139)	3.10
4. Lindsay Caljouw, 2006-07 (53)	3.92
5. Erin Kerr, 2001-03 (89)	4.46
6. Hannah Hoch, 2004-07 (120)	4.55
7. Julie Kim, 2007-10 (92)	4.55
8. Kristin Coleman, 2011-14 (131)	5.01
<b>9. Alexis Keating, 2012-p (95)</b>	<b>5.02</b>
10. Dominique Pytlewski, 2007-10 (128)	5.33

## LOWEST SCIRP, SOPHOMORE

(minimum 20 rounds)

<b>1. Esther Lee, 15</b>	<b>1.30</b>
1. Alex Stewart, 2012	1.81
2. Hannah Hoch, 2005	2.77
3. Emily Talley, 2010	2.94
4. Jenny Coleman, 2012	3.08
5. Lindsay Caljouw, 2007	3.83

## LOWEST SCIRP, JUNIOR

(minimum 20 rounds)

1. Jess Wallace, 2011	1.11
2. Emily Talley, 2011	1.86
3. Jenny Coleman, 2013	2.20
<b>4. Alexis Keating, 2014-15</b>	<b>3.50</b>
5. Erin Kerr, 2001-02	4.14
6. Julie Kim, 2008-09	4.48
7. Dominique Pytlewski, 2008-09	4.73

## LOWEST SCIRP, SEASON

(minimum 20 rounds)

1. Jess Wallace, 2011	1.11
<b>2. Esther Lee, 2015</b>	<b>1.29</b>
3. Alex Stewart, 2012	1.81
4. Emily Talley, 2011	1.86
5. Emily Talley, 2012	1.97
6. Jenny Coleman, 2014	2.16
7. Jenny Coleman, 2013	2.20
8. Hannah Hoch, 2005	2.77
9. Emily Talley, 2010	2.94
10. Jenny Coleman, 2012	3.08

## LOWEST SCIRP, SENIOR

(minimum 20 rounds)

1. Emily Talley, 2012	1.97
2. Jenny Coleman, 2013-14	2.16
3. Jess Wallace, 2012	3.24
4. Erin Kerr, 2002-03	3.90
5. Kristin Coleman, 2013-14	4.22
6. Christine Kim, 2009-10	4.25
7. Maria Persson-Gulda, 2005-06	4.41

## LOWEST SCIRP, FALL

(minimum 20 rounds)

1. Jess Wallace, 2010-11	-2.0
2. Emily Talley, 2010-11	.47
3. Emily Childs, 2008-09	.87
4. Hannah Hoch, 2004-05	1.21
5. Jenny Coleman, 2012-13	1.40
6. Emily Talley, 2008-09	1.60
7. Jenny Coleman, 2013-14	1.83
8. Dominique Pytlewski, 2007-08	1.93
9. Alex Stewart, 2011-12	2.08
<b>10. Esther Lee, 2014-15</b>	<b>2.18</b>



Emily Talley



Erin Kerr

# RECORD BOOK

## MOST STROKES, CAREER

1. Jenny Coleman, 2011-14	10,429
2. Emily Talley, 2009-12	10,204
3. Kristin Coleman, 2011-14	10,088
4. Dominique Pytlewski, 2007-10	9,902
5. Sarah Bellinger, 1997-2000	9,549
6. Maria Persson-Gulda, 2002-05	9,545
7. Hannah Hoch, 2003-07	9,186
8. Michelle Thomas, 1995-98	8,983
9. Allison Rella, 2001-04	8,845
10. Lindsay Senger, 2004-08	8,583

## LOWEST 9 HOLE SCORE

(Known)

1. Jess Wallace 11/1/10 (2nd rd., back)	31
2. D. Pytlewski, 9/15/09 (3rd rd., front)	32
Christine Kim, 10/26/09 (1st rd., back)	32
Jess Wallace, 10/4/10 (2nd rd., front)	32
Emily Talley, 10/31/10 (1st rd., front)	32
Alex Stewart, 2/18/12 (1st rd., back)	32
Alex Stewart, 3/16/12 (1st rd., back)	32
Jenny Coleman, 3/26/12 (2nd rd., back)	32
<b>Alexis Keating, 10/28/12 (1st rd, front)</b>	<b>32</b>
Jenny Coleman, 4/23/13 (2nd rd, back)	32
<b>Esther Lee, 3/9/15 (1st rd., front)</b>	<b>32</b>
<b>Esther Lee, 3/9/15 (1st rd., back)</b>	<b>32</b>
<b>Jamie Oleksiew, 3/9/15 (1st rd., back)</b>	<b>32</b>
<b>Esther Lee, 4/13/15 (1st rd., back)</b>	<b>32</b>
<b>Alexis Keating, 4/22/15 (3rd rd., back)</b>	<b>32</b>

## LOWEST 18 HOLE SCORE

1. Jess Wallace, 11/1/11 (2nd)	66
Emily Talley, 3/16/12 (1st)	66
3. Jolene Fellhauer, 9/24/02 (2nd)	67
Julie Kim, 9/18/06 (1st)	67
Emily Childs, 9/8/08 (2nd)	67
Emily Talley, 9/18/10 (3rd)	67
Emily Talley, 10/31/10 (1st)	67
Alex Stewart, 2/18/12 (3rd)	67
Jenny Coleman, 4/23/13 (2nd)	67
<b>Esther Lee, 3/9/15 (1st)</b>	<b>67</b>
<b>Esther Lee, 3/9/15 (2nd)</b>	<b>67</b>
<b>Esther Lee, 4/13/15 (1st)</b>	<b>67</b>



Jolene Fellhauer

## LOWEST 18 HOLE SCORE, PAR 70

1. Jess Wallace, 3/6/11 (2nd)	68
2. Emily Talley, 3/6/11 (1st)	71
Emily Talley, 3/6/11 (2nd)	71

## LOWEST 18 HOLE SCORE, PAR 71

1. <b>Alexis Keating, 4/22/15 (3rd)</b>	<b>66</b>
2. <b>Esther Lee, 3/9/15 (1st)</b>	<b>67</b>
<b>Esther Lee, 3/9/15 (2nd)</b>	<b>67</b>
4. <b>Esther Lee, 4/21/15 (2nd)</b>	<b>68</b>
5. <b>Esther Lee, 2/15/15 (2nd)</b>	<b>69</b>
6. Christine Kim, 2/10/10 (3rd)	71
Jess Wallace, 2/20/11 (2nd)	71
Jenny Coleman, 5/11/13 (3rd)	71
<b>Brittany Fan, 4/22/15 (3rd)</b>	<b>71</b>
<b>Esther Lee, 4/22/15 (3rd)</b>	<b>71</b>

## LOWEST 18 HOLE SCORE, PAR 72

1. Jess Wallace, 11/1/11 (2nd)	66
Emily Talley, 3/16/12 (1st)	66
3. Jolene Fellhauer, 9/24/02 (2nd)	67
Julie Kim, 9/18/06 (1st)	67
Emily Childs, 9/8/08 (2nd)	67
Emily Talley, 10/31/10 (1st)	67
Alex Stewart, 2/28/12 (3rd)	67
Jenny Coleman, 4/23/13 (2nd)	67
<b>Esther Lee, 4/13/15 (1st)</b>	<b>67</b>
10. Hannah Hoch, 10/21/03 (3rd)	68
Julie Kim, 9/11/06 (1st)	68
Emily Childs, 9/29/08 (1st)	68
Dominique Pytlewski, 9/29/08 (1st)	68
Alex Stewart, 3/16/12 (1st)	68
Emily Talley, 5/12/12 (3rd)	68
Jenny Coleman, 4/14/14 (2nd)	68
Jenny Coleman, 4/15/14 (3rd)	68

## LOWEST 18 HOLE SCORE, PAR 73

1. Emily Talley, 9/18/10 (3rd)	67
2. <b>Jenny Coleman, 9/18/12 (3rd)</b>	<b>68</b>
3. Emily Childs, 9/19/08 (2nd)	69
4. <b>Jenny Coleman, 9/17/12 (1st)</b>	<b>70</b>
<b>Jenny Coleman, 9/17/12 (2nd)</b>	<b>70</b>

## LOWEST 18 HOLE SCORE, PAR 74

1. Kelly Heffer, 10/29/96 (2nd)	78
2. Kelly Heffer, 10/28/96 (1st)	79
Linda Sue Linton, 10/30/96 (3rd)	79

## LOWEST 36 HOLE SCORE

1. <b>Esther Lee, 3/9/15 (67-67)</b>	<b>134</b>
Emily Childs, 9/8/08 (71-67)	138
Emily Childs, 9/29/08 (68-70)	138
Jess Wallace, 10/31-11/1/10 (72-66)	138
Emily Talley, 3/16-17/12 (66-72)	138
5. Dominique Pytlewski, 9/8/08 (69-70)	139
Emily Talley, 9/13/10 (69-70)	139
Alex Stewart, 3/16-17/12 (68-71)	139
Jess Wallace, 3/16-17/12 (70-69)	139
Jenny Coleman, 3/14-15/14 (69-70)	139
9. Emily Talley, 9/8/08 (70-70)	140
Jenny Coleman, 9/17/12 (70-70)	140

## LOWEST 54 HOLE SCORE

1. <b>Esther Lee, 3/9-10/15 (67-67-72)</b>	<b>206</b>
2. J. Coleman, 9/17-18/12 (70-70-68)	208
3. Emily Childs, 9/8-9/08 (71-67-71)	209
Emily Talley, 9/13-14/10 (69-70-70)	209

5. Emily Childs, 9/29-30/08 (68-70-72)	210
Jenny Coleman, 4/14/-15/14 (74-68-68)	210
<b>Alexis Keating, 4/20-22/15 (72-72-66)</b>	<b>210</b>
8. Alex Stewart, 2/26-28/12 (71-73-67)	211
Jess Wallace, 3/16-18/12 (70-69-72)	211
10. D. Pytlewski, 9/8-9/08 (69-70-74)	213
Emily Talley, 9/8-9/08 (70-70-73)	213
Jess Wallace, 10/4-5/10 (72-69-72)	213
J. Wallace, 10/31-11/2/11 (72-66-75)	213
A. Stewart, 3/16-18/12 (68-71-74)	213
J. Coleman, 4/22-24/13 (74-67-72)	213

## LOWEST 54 HOLE SCORE, PAR 70

1. Jess Wallace, 3/5-6/11	216
2. Emily Talley, 3/5-6/11	221
3. Stephanie Simich, 2/23-24/08	226
4. Jenny Coleman, 3/5-6/11	227
5. Julie Kim, 2/23-24/08	230
Lindsay Senger, 2/23-24/08	230

## LOWEST 54 HOLE SCORE, PAR 71

1. <b>Esther Lee, 3/9-10/15</b>	<b>206</b>
2. <b>Alexis Keating, 4/20-22/15</b>	<b>210</b>
3. <b>Esther Lee, 4/20-22/15</b>	<b>215</b>
4. <b>Brittany Fan, 3/9-10/15</b>	<b>219</b>
<b>Brittany Fan, 4/20-22/15</b>	<b>219</b>

## LOWEST 54 HOLE SCORE, PAR 72

1. Emily Childs, 9/8-9/08 (71-67-71)	209
Emily Talley, 9/13-14/10 (70-69-70)	209
3. Emily Childs, 9/29-30/08 (68-70-72)	210
Jenny Coleman, 4/14-15/14 (74-68-68)	210
5. Alex Stewart, 2/26-28/12 (71-73-67)	211
Jess Wallace, 3/16-18/12 (70-69-72)	211

## LOWEST 54 HOLE SCORE, PAR 73

1. Jenny Coleman, 9/17-18/12	208
2. Jess Wallace, 9/17-18/10	217
3. Emily Childs, 9/19-20/08	219
4. Dominique Pytlewski, 10/8-9/07	220
Emily Talley, 9/17-18/10	220

## LOWEST 54 HOLE SCORE, PAR 74

1. Kelly Heffer, 10/29-30/96	237
2. Michelle Thomas, 10/29-30/96	249

## BEST STROKE IMPROVEMENT

(Same Tournament)

1. Ann Grooms, Oct. 16, 1995 (1-2)	23
2. J. Fundingsland, March 3, 1997 (1-2)	21
3. Linda Sue Linton, March 3, 1997 (1-2)	17
4. 3X, last D. Pytlewski, April 12, 2008 (1-2)	16

# RECORD BOOK

## STROKES UNDER PAR, ROUND ROUNDS UNDER PAR, SEASON ROUNDS IN THE 70s, SEASON

1. Emily Talley, 9/18/10 (3rd)	6	1. Jess Wallace, 2011	10	1. Emily Talley, 2012	34
Jess Wallace, 11/1/11 (2nd)	6	Alex Stewart, 2012	10	2. Jess Wallace, 2011	32
Emily Talley, 3/16/12 (1st)	6	3. Emily Talley, 2011	9	Alex Stewart, 2012	32
4. Jolene Fellhauer, 9/24/02 (2nd)	5	<b>4. Jenny Coleman, 2013</b>	<b>8</b>	Jenny Coleman, 2013	32
Julie Kim, 9/18/06 (1st)	5	<b>Esther Lee, 2015</b>	<b>8</b>	5. Emily Talley, 2011	31
Emily Childs, 9/8/08 (2nd)	5	6. Dominique Pytlewski, 2009	7	6. Emily Talley, 2009	30
Emily Talley, 10/31/10 (1st)	5	7. Emily Childs, 2009	6	Jenny Coleman, 2011	30
Alex Stewart, 2/18/12 (3rd)	5	Emily Talley, 2010	6	Kristin Coleman, 2011	30
Jenny Coleman, 9/18/12 (3rd)	5	Jenny Coleman, 2012	6	Jenny Coleman, 2012	30
<b>Esther Lee, 4/13/15 (1st)</b>	<b>5</b>	Emily Talley, 2012	6	Jess Wallace, 2012	30
<b>Alexis Keating, 4/22/15 (3rd)</b>	<b>5</b>	Jenny Coleman, 2013	6		
12. Hannah Hoch, 10/21/03 (3rd)	4	Jenny Coleman, 2014	6		
Julie Kim, 9/11/06 (1st)	4				
Emily Childs, 9/19/08 (2nd)	4				
Emily Childs, 9/29/08 (1st)	4				
Dominique Pytlewski, 9/29/08 (1st)	4				
Alex Stewart, 3/16/12 (1st)	4				
Jenny Coleman, 4/14/14 (2nd)	4				
Jenny Coleman, 4/15/14 (3rd)	4				
<b>Esther Lee, 3/9/15 (1st)</b>	<b>4</b>				
<b>Esther Lee, 3/9/15 (2nd)</b>	<b>4</b>				

## CONSECUTIVE ROUNDS, UNDER PAR

<b>1. Jess Wallace, 9/13-17/10 (2-3-1-2)</b>	<b>4</b>
2. Emily Childs, 9/8-9/08 (1-2-3)	3
Emiy Talley, 9/13-14/10 (1-2-3)	3
<b>Jenny Coleman, 3/25-4/5/11 (2-3-1)</b>	<b>3</b>
Alex Stewart, 3/1-17/12 (3-1-2)	3
<b>Jenny Coleman, 9/17-18/12 (1-2-3)</b>	<b>3</b>

## 54 HOLE SCORES UNDER 220

1. Emily Talley, 2009-12	13
2. Jenny Coleman, 2011-14	12
3. Jess Wallace, 2011-12	9
4. Hannah Hoch, 2004-07	5
Dominique Pytlewski, 2006-09	5
Julie Kim, 2006-09	5
7. Alex Stewart, 2012	4
Kristin Coleman, 2011-14	4
<b>Alexis Keating, 2013-p</b>	<b>4</b>
<b>Esther Lee, 2015-p</b>	<b>4</b>

## STROKES UNDER PAR TOURNAMENT ROUNDS IN THE 60s, CAREER

1. Jenny Coleman, 9/17-18/12	11	1. Emily Talley, 2009-12	7
2. Emily Childs, 9/8-9/08	7	Jenny Coleman, 2011-14	7
Emily Talley, 9/13-14/10	7	<b>3. Esther Lee, 2015-p</b>	<b>5</b>
<b>Esther Lee, 3/9-10/15</b>	<b>7</b>	4. Jess Wallace, 2011-12	4
5. Emily Childs, 9/28-30/08	6	5. Hannah Hoch, 2002-05	3
Jenny Coleman, 4/14-15/14	6	Julie Kim, 2007-10	3
7. Alex Stewart, 2/26-28/12	5		
Jess Wallace, 3/16-18/12	5		

## ROUNDS IN THE 60s, SEASON

<b>1. Esther Lee, 2015</b>	<b>5</b>
2. Emily Childs, 2009	3
Emily Talley, 2011	3
Jess Wallace, 2011	3
Emily Talley, 2012	3
Jenny Coleman, 2014	3
7. Hannah Hoch, 2005	2
Julie Kim, 2007	2
Dominique Pytlewski, 2009	2
Jenny Coleman, 2012	2
Alex Stewart, 2012	2
Jenny Coleman, 2013	2

## ROUNDS UNDER PAR, TOURNAMENT

1. Emily Childs, 9/8-9/08 (1,2,3)	3
Emily Talley, 9/12-13/10 (1,2,3)	3
Jenny Coleman, 9/17-18/12 (1,2,3)	3
<b>4. 18 Times, Last Esther Lee, 3/9/15 (1,2)</b>	<b>2</b>

## ROUNDS UNDER PAR, CAREER

1. Emily Talley, 2009-12	24
2. Jenny Coleman, 2011-14	21
3. Jess Wallace, 2011-12	14
4. Dominique Pytlewski, 2007-10	13
5. Alex Stewart, 2012	10
6. Erin Kerr, 2000-03	9
<b>7. Esther Lee, 2015-p</b>	<b>8</b>
8. Hannah Hoch, 2004-07	7
Kristin Coleman, 2011-14	7
10. Julie Kim, 2007-10	6
Emily Childs, 2009	6

## ROUNDS IN THE 60s, TOURNAMENT

1. Jenny Coleman, 4/14-15/14	2
<b>Esther Lee, 3/9/15 (1-2)</b>	<b>2</b>
<b>3. 33X, last</b>	<b>1</b>
<b>Alexis Keating, 4/22/15</b>	<b>1</b>

## CONSECUTIVE ROUNDS IN THE 60s

<b>1. Alex Stewart, 3/1-16/12 (3-1)</b>	<b>2</b>
Jenny Coleman, 4/14-15/14	2
<b>Esther Lee, 3/9/15 (1-2)</b>	<b>2</b>
<b>2. 36X, last Alexis Keating, 4/22/15</b>	<b>1</b>

## ROUNDS IN THE 70s, CAREER

1. Emily Talley, 2009-12	123
2. Jenny Coleman, 2011-14	118
3. Kristin Coleman, 2011-14	94
4. Hannah Hoch, 2004-07	93
5. Dominique Pytlewski, 2007-10	91
6. Maria Persson-Gulda, 2003-06	85
7. Allison Rella, 2002-05	73
8. Christine Kim, 2007-10	72
9. Sarah Bellinger, 1998-01	71
<b>10. Alexis Keating, 2013-p</b>	<b>70</b>



Lindsay Caljouw

# RECORD BOOK

## MOST VICTORIES, CAREER

1. Hannah Hoch, 2004-07	2
Jess Wallace, 2011-12	2
3. Kiersten Albright, 1999	1
Dominique Pytlewski, 2006-09	1
Alex Stewart, 2012	1
Jenny Coleman, 2011-14	1
<b>Esther Lee, 2015-p</b>	<b>1</b>
<b>Allie Zech, 2013-p</b>	<b>1</b>

## MOST VICTORIES, SEASON

1. Hannah Hoch, 2005	2
2. Kiersten Albright, 1999	1
Dominique Pytlewski, 2007	1
Jess Wallace, 2011	1
Alex Stewart, 2012	1
Jess Wallace, 2012	1
Jenny Coleman, 2013	1
<b>Esther Lee, 2015</b>	<b>1</b>
<b>Allie Zech, 2015</b>	<b>1</b>

## LARGEST MARGIN OF VICTORY

1. <b>J. Coleman, 2012 UNM Invite (208,216)</b>	<b>8</b>
2. Hannah Hoch, 2005 Ron Moore (218, 223)	5
3. Hannah Hoch, 2005 Miccosukee (222, 224)	2
Jess Wallace, 2012 Clover Cup (211, 213)	2
<b>Allie Zech, 2015 DU vs. CU JV Event (71,73)</b>	<b>2</b>
6. Dominiqe Pytlewski, 2008 TTU (220, 221)	1
J. Wallace, 2011 Heather Farr (220, 221)	1
Alex Stewart, 2012 Subar Bowl (211, 212)	1
9. K. Albright, 1999 Heather Farr (219, 219)	0 <sup>1</sup>
<b>E. Lee, 2015 Bay Area Intercollegiate (206, 206)</b>	<b>0<sup>2</sup></b>

<sup>1</sup>Won on the second sudden death playoff hole by one stroke.

<sup>2</sup>Co-medalist, no-tiebreaker played.

## MOST TOP 5 FINISHES, CAREER

1. Erin Kerr, 2000-03	8
2. Emily Talley, 2009-12	7
Jess Wallace, 2011-12	7
Jenny Coleman, 2011-14	7
5. Sarah Bellinger, 1997-2000	5
Hannah Hoch, 2004-07	5
7. Michelle Thomas, 1996-99	3
Jolene Fellhauer, 1998-2001	3
Maria Persson-Gulda, 2003-06	3
Dominique Pytlewski, 2006-09	3
Alex Stewart, 2012	3
<b>Esther Lee, 2015-p</b>	<b>3</b>



Hannah Hoch

## TOP 5 FINISHES, SEASON

1. Jess Wallace, 2011	6
2. Erin Kerr, 2003	4
3. Sarah Bellinger, 1999	3
Hannah Hoch, 2005	3
Dominique Pytlewski, 2008	3
Emily Childs, 2009	3
Emily Talley, 2011	3
Alex Stewart, 2012	3
Jenny Coleman, 2014	3
<b>Esther Lee, 2015</b>	<b>3</b>

## CONSECUTIVE TOP 5 FINISHES

1. Jess Wallace, 2010-11	4
2. Erin Kerr, 2002-03	3
3. Hannah Hoch, 2004-05	2
Dominique Pytlewski, 2007-08	2
Emily Talley, 2009-10	2
Alex Stewart, 2011-12	2
Esther Lee, 2015-p	2

## TOP 10 FINISHES, CAREER

1. Emily Talley, 2009-12	19
2. Hannah Hoch, 2004-07	11
Jess Wallace, 2011-12	11
4. Erin Kerr, 2000-03	10
Jenny Coleman, 2011-14	10
6. Sarah Bellinger, 1998-01	9
7. Dominique Pytlewski, 2006-09	7
<b>Esther Lee, 2015-p</b>	<b>7</b>
9. Lindsay Caljouw, 2004-07	6
Alex Stewart, 2012	6

## TOP 10 FINISHES, SEASON

1. Jess Wallace, 2011	10
2. Emily Talley, 2011	7
<b>Esther Lee, 2015</b>	<b>7</b>
4. Hannah Hoch, 2006	6
Alex Stewart, 2012	6
6. Erin Kerr, 2003	5
Dominique Pytlewski, 2008	5
Jenny Coleman, 2012	5
9. Kiersten Albright, 1999	4
Emily Childs, 2009	4
Emily Talley, 2009	4
Emily Talley, 2010	4
Emily Talley, 2012	4

## CONSECUTIVE TOP 10 FINISHES

1. Jess Wallace, 2010-11	10
2. Emily Talley, 2009-10/10-11	7
<b>3. Esther Lee, 2014-15</b>	<b>5</b>
4. Alex Stewart, 2011-12	4
5. Erin Kerr, 2002-03	3
Lindsay Caljouw, 2006-07	3
Dominique Pytlewski, 2007-08	3
Emily Childs, 2008-09	3
9. Tara Batistella, 1999-2000	2
Erin Kerr, 2002-03	2
Hannah Hoch, 2004-05	2
Julie Kim, 2006-07	2
Kristin Coleman, 2010-11	2
Jenny Coleman, 2011-12	2

## TOP 20 FINISHES, CAREER

1. Emily Talley, 2009-12	31
2. Erin Kerr, 2000-03	20
Jenny Coleman, 2011-14	20
4. Hannah Hoch, 2004-07	18
5. Sarah Bellinger, 1998-2001	15
6. Maria Person-Gulda, 2003-06	13
Jess Wallace, 2011-12	13
<b>8. Esther Lee, 2015-p</b>	<b>10</b>
9. Julie Kim, 2006-09	9
10. Allison Rella, 2002-05	8
Kristin Coleman, 2011-14	8

## TOP 20 FINISHES, SEASON

1. Jess Wallace, 2011	11
2. Emily Talley, 2011	10
<b>Esther Lee, 2015</b>	<b>10</b>
4. Hannah Hoch, 2005	9
5. Erin Kerr, 2002	8
Emily Talley, 2012	8
7. Erin Kerr, 2003	7
Emily Talley, 2010	7
9. Erin Kerr, 2001	6
Hannah Hoch, 2004	6
Maria Persson-Gulda, 2004	6
Allison Rella, 2005	6
Emily Childs, 2006	6
Emily Talley, 2009	6
Alex Stewart, 2012	6
<b>Brittany Fan, 2015</b>	<b>6</b>

## CONSECUTIVE TOP 20 FINISHES

1. Emily Talley, 2009-10/10-11	15
2. Jess Wallace, 2010-11	11
3. Emily Talley, 2011-12	7
<b>Esther Lee, 2014-15</b>	<b>7</b>
5. Emily Childs, 2008-09	6
6. Hannah Hoch, 2004-05	5
7. Erin Kerr, 2001-02	4
Hannah Hoch, 2003-04	4
Julie Kim, 2003-04	4
Alex Stewart, 2011-12	4



Maria Persson-Gulda

# RECORD BOOK

## ROUNDS COUNTING, CAREER

1. Emily Talley, 2009-12	132
2. Jenny Coleman, 2011-14	119
3. Sarah Bellinger, 1998-2001	115
4. Maria Persson-Gulda, 2003-06	112
5. Hannah Hoch, 2004-07	110
6. Kristin Coleman, 2011-14	105
7. Dominique Pytlewski, 2007-10	101
8. Allison Rella, 2002-05	100
9. Michelle Thomas, 1996-99	97
10. Erin Kerr, 2000-03	86

## ROUNDS COUNTING, SEASON

1. Emily Talley, 2012	36
2. Jess Wallace, 2011	35
3. Lindsay Senger, 2008	34
Kristin Coleman, 2011	34
Alex Stewart, 2012	34
6. Emily Talley, 2011	33
7. Dominique Pytlewski, 2008	32
Emily Talley, 2009	32
Jenny Coleman, 2013	32
Jenny Coleman, 2014	32

## PLACEMENT, CONFERENCE TOURNEY

(Top 10)

1. Jenny Coleman, 2013	3rd
2. Sarah Bellinger, 1999	4th
Jess Wallace, 2011	4th
4. Maria Persson-Gulda, 2006	5th
Emily Talley, 2010	5th
<b>Alexis Keating, 2015</b>	<b>t-5th</b>
6. Jo Prichard, 2002	6th
Emily Talley, 2009	6th
8. Lindsay Caljouw, 2006	9th
Alex Stewart, 2012	9th
Emily Talley, 2012	9th

## 18 HOLE SCORE, CONFERENCE

1. <b>Alexis Keating, 4/22/15 (3rd)</b>	<b>66</b>
2. Jenny Coleman, 4/23/13 (2nd)	67
3. Emily Talley, 4/28/12 (2nd)	69
4. Allison Rella, 4/22/04 (1st)	70
Jess Wallace, 4/23/11 (2nd)	70
6. Maria Persson-Gulda, 4/18/05 (2nd)	71
Alex Stewart, 4/28/12 (2nd)	71
8. Taya Battistella, 4/22/99 (2nd)	72
Emily Talley, 4/23/10 (1st)	72
Jess Wallace, 4/24/11 (3rd)	72
Jenny Coleman, 4/28/12 (2nd)	72
Jess Wallace, 4/28/12 (2nd)	72
Alex Stewart, 4/29/12 (3rd)	72
Jenny Coleman, 4/24/13 (3rd)	72

## 36 HOLE SCORE, CONFERENCE

1. Jenny Coleman, 4/22-23/13	141
2. Jess Wallace, 4/22-23/11	143
3. <b>Alexis Keating, 4/20-21/15</b>	<b>144</b>
<b>Esther Lee, 4/20-21/15</b>	<b>144</b>
5. Emily Talley, 4/22-23/11	146
Jenny Coleman, 4/27-28/12	146
7. Emily Talley, 4/23-24/10	147
Emily Talley, 4/27-28/12	147
9. Kristin Coleman, 4/25-26/14	148
<b>Brittany Fan, 4/20-21/15</b>	<b>148</b>

## 54 HOLE SCORE, CONFERENCE

1. <b>Alexis Keating, 2015</b>	<b>210</b>
2. Jenny Coleman, 2013	213
3. Jess Wallace, 2011	215
<b>Esther Lee, 2015</b>	<b>215</b>
5. <b>Brittany Fan, 2015</b>	<b>219</b>
6. Alex Stewart, 2012	221
Emily Talley, 2012	221
8. Emily Talley, 2010	222
9. Sarah Bellinger, 1999	223
10. Emily Talley, 2011	224

## 18 HOLE SCORE, NCAA REGIONAL

1. Emily Talley, 5/12/12	68
2. Jenny Coleman, 5/12/12	69
3. Kristin Coleman, 5/10/12	71
Kristin Coleman, 5/12/12	71
Alex Stewart, 5/12/12	71
Jess Wallace, 5/12/12	71
Jenny Coleman, 5/11/13	71
8. Jenny Coleman, 5/11/12	72
Jenny Coleman, 5/9/13	72
Jenny Coleman, 5/8/14	72

## 36 HOLE SCORE, NCAA REGIONAL

1. Jenny Coleman, 5/8-9/14	146
2. Jenny Coleman, 5/10-11/12	149
Kristin Coleman, 5/10-11/12	149
4. Emily Talley, 5/7-8/09	150
Jess Wallace, 5/10-11/12	150
6. Emily Talley, 5/5-6/11	151
Jenny Coleman, 5/9-10/13	151
Kristin Coleman, 5/8-9/14	151
<b>Esther Lee, 5/7-8/15</b>	<b>151</b>
10. Emily Talley, 5/10-11/12	152

## 54 HOLE SCORE, NCAA REGIONAL

1. Jenny Coleman, 2012	218
2. Kristin Coleman, 2012	220
Emily Talley, 2012	220
4. Jess Wallace, 2012	221
5. Jenny Coleman, 2013	222

## LOW SCORE, 1ST ROUND AS A BUFF

1. Julie Kim, 9/11/06	68
2. Michelle Thomas, 9/8/98	69
3. Emily Talley, 9/8/08	70
4. Lindsay Senger, 9/11/06	71
Emily Childs, 9/8/08	71
Kristin Coleman, 9/13/10	71

## LOW SCORE 1ST TOURNEY AS A BUFF

1. Emily Childs, 9/8-9/08 (Ptarmigan)	209
2. Emily Talley, 9/8-9/08 (Ptarmigan)	213
3. Lindsay Senger, 9/11-12/06 (Ptarmigan)	214
4. <b>Esther Lee, 9/8-9/14 (Ptarmigan)</b>	<b>216</b>
5. Hannah Hoch, 9/11-12/06 (Ptarmigan)	217
J. Wallace, 9/13-14/10 (Ptarmigan)	217

## NCAA REGIONAL APPEARANCES

1. Jenny Coleman, 2011, '12, '13, '14	4
2. Emily Talley, 2009, '11, '12	3
3. Erin Kerr, 2002, '04	2
Kristin Coleman, 2011, '12, '14	3
Jess Wallace, 2011, '12	2
<b>Alexis Keating, 2014, '15</b>	<b>2</b>
<b>Jamie Oleksiew, 2014, '15</b>	<b>2</b>
<b>Natalie Vivaldi, 2014, '15</b>	<b>2</b>
9. Christine Kim, 2009	1
Julie Kim, 2009	1
Dominique Pytlewski, 2009	1
Stephanie Simich, 2009	1
Taylor Doyle, 2011	1
Alex Stewart, 2012	1
<b>Brittany Fan, 2015</b>	<b>1</b>
<b>Esther Lee, 2015</b>	<b>1</b>

## 18 HOLE SCORE, NCAA CHAMPS

1. Emily Talley, 5/22/12 (1st)	71
Alex Stewart, 5/25/12 (4th)	71
3. Jenny Coleman, 5/23/12 (2nd)	73
Alex Stewart, 5/23/12 (2nd)	73
5. Emily Talley, 5/25/12 (4th)	74
6. Alex Stewart, 5/22/12 (1st)	75
Kristin Coleman, 5/22/12 (1st)	75
Jenny Coleman, 5/25/12 (4th)	75

## 36 HOLE SCORE, NCAA CHAMPS

1. Emily Talley, 2012	147
2. Alex Stewart, 2012	148
3. Jenny Coleman, 2012	149
4. Jess Wallace, 2012	154
5. Kristin Coleman, 2012	155

## 54 HOLE SCORE, NCAA CHAMPS

1. Emily Talley, 2012	223
Jenny Coleman, 2012	223
3. Alex Stewart, 2012	227
4. Kristin Coleman, 2012	231
5. Jess Wallace, 2012	234

## 72 HOLE SCORE, NCAA CHAMPS

1. Emily Talley, 2012	297
2. Jenny Coleman, 2012	298
Alex Stewart, 2012	298
4. Jess Wallace, 2012	310
5. Kristin Coleman, 2012	312

## NCAA CHAMPS APPEARANCES

1. Jenny Coleman, 2012	1
Kristin Coleman, 2012	1
Alex Stewart, 2012	1
Emily Talley, 2012	1
Jess Wallace, 2012	1

# TEAM RECORD BOOK

## STROKE AVERAGE, SEASON

1. 2011-12	75.18
2. 2010-11	76.31
3. 2014-15	76.95
4. 2008-09	77.02
5. 2013-14	77.34
6. 2006-07	77.40
7. 2012-13	77.75

## STROKE AVERAGE, FALL

1. 2011-12	75.50
2. 2008-09	75.84
3. 2010-11	75.85
4. 2013-14	77.05
5. 2009-10	77.36
6. 2012-13	77.43

## STROKE AVERAGE, SPRING

1. 2011-12	75.00
2. 2014-15	76.57
3. 2010-11	76.71
4. 2006-07	77.05
5. 2012-13	77.47
6. 2005-06	77.56

## LOW 18 HOLE SCORE

1. Clover Cup, 3/16/12 (1st Rd)	277
2. Ptarmigan Ram Classic, 9/8/08 (2nd Rd)	279
NCAA West Regional, 5/12/12 (3rd Rd)	279
4. Clover Cup, 3/17/12 (2nd Rd)	281
5. Ptarmigan Ram Classic, 9/8/08 (1st Rd)	283
Pac-12 Championships (4/22/15) (2nd Rd)	283
7. Pac-12 Championships, 4/28/12 (2nd Rd)	284
8. Heather Farr Memorial, 10/9/01 (2nd Rd)	286
Ptarmigan Ram Classic, 9/11/06 (1st Rd)	286
Heather Farr Memorial, 9/29/08 (1st Rd)	286

## LOW 36 HOLE SCORE

1. Clover Cup, 2011-12	558
2. Ptarmigan Ram Classic, 2008-09	562
3. Bay Area Intercollegiate, 2014-15	575
4. Ptarmigan Ram Classic, 2011-12	576
5. Heather Farr Memorial, 2008-09	577
6. Ptarmigan Ram Classic, 2006-07	578
Ptarmigan Ram Classic, 2010-11	578
8. The Alamo Invite, 2010-11	582
9. MountainView Collegiate, 2010-11	583
10. Johnie Imes Invitational, 2010-11	587

## LOW 54 HOLE SCORE

1. Ptarmigan Ram Classic, 2008-09	852
2. Clover Cup, 2011-12	855
3. Ptarmigan Ram Classic, 2010-11	865
4. Heather Farr Memorial, 2008-09	867
5. Pac-12 Championships, 2014-15	868
6. Ptarmigan, Ram Classic, 2006-07	872
Bay Area Intercollegiate, 2014-15	872
8. MountainView Collegiate, 2010-11	873
9. Ptarmigan Ram Classic, 2011-12	875
10. NCAA West Regional, 2011-12	877

## LOW 54 HOLE SCORE, PAR 73

1. Dick McGuire Invitational, 2010-11	884
2. Dick McGuire Invitational, 2013-14	896
3. Dick McGuire Invitational, 2011-12	898
Dick McGuire Invitational, 2012-13	898
5. Dick McGuire Invitational, 2008-09	899
6. Dick McGuire Invitational, 2009-10	903

## LOW 54 HOLE SCORE, PAR 72

1. Ptarmigan Ram Classic, 2008-09	852
2. Clover Cup, 2011-12	855
3. Ptarmigan Ram Classic, 2010-11	865
4. Heather Farr Memorial, 2008-09	867
5. Pac-12 Championships, 2014-15	868

## LOW 54 HOLE SCORE, PAR 71

1. Pac-12 Championships, 2014-15	868
2. Bay Area Intercollegiate, 2014-15	872
3. Northrop Grumman, 2011-12	902
4. NCAA West Regional, 2014-15	918
5. Northrop Grumman, 2012-13	927

## LOW 54 HOLE SCORE, PAR 70

1. Gator Women's Invite, 2010-11	896
2. Lady Gator Invitational, 2007-08	920

## LOW 72 HOLE SCORE

1. NCAA Championships, 2011-12	1,196
--------------------------------	-------

## BEST STROKE IMPROVEMENT

(Same Tournament)

1. Big 12s, 2000-01 (1-2; 346-312)	34
2. Big Eight's, 1995-96 (2-3; 362-330)	32
3. Smith Classic, 1994-95 (1-2; 395-364)	31
4. Big 12s, 2007-08 (1-2; 351-322)	29
5. BYU Dixie Classic, 2004-05 (1-2; 335-310)	25
LSU Tiger Golf Classic, 2014-15 (1-2; 316-291)	25
7. BYU Invitational, 1995-96 (1-2; 339-315)	24
Big 12s, 1996-97 (1-2; 348-324)	24
Pac-12s, 2011-21 (1-2; 208-284)	24
10. Oregon Invite, 2002-03 (2-3; 327-304)	23

## ALL-TIME VICTORIES

1. MountainView Collegiate, 2/24-25/01	
2. Ptarmigan Ram Classic, 9/11-12/06	
3. Heather Farr Memorial, 10/2-3/07	
4. Texas State Challenger, 11/2-3/08	
5. Ptarmigan Ram Classic, 9/13-14/10	
6. Heather Farr Memorial, 10/8-9/10	
7. Edean Ihlanfeldt Invitational, 10/3-5/11	
8. Clover Cup, 3/8-10/12	
9. Anuenue Spring Break Challenge, 3/26-27/12	

## LARGEST MARGIN OF VICTORY

1. Clover Cup, 2011-12 (Oklahoma)	31
2. Heather Farr Memorial, 2010-11 (CSU)	16
3. Heather Farr Memorial, 2007-08 (OU)	4
4. Ptarmigan Ram Classic, 2010-11 (Cal)	2
Edean Ihlanfeldt Invite, 2011-12 (Oregon)	2
Anuenue Spring Break, 2011-12 (Cal)	2
7. Ptarmigan Ram Classic, 2006-07 (BU)	1
Texas State Challenger, 2008-09 (TSU; TTU)	1
9. MountainView, 2000-01 (Int'l Pac.)	0

## MOST TOP 5 FINISHES, SEASON

1. 2010-11	10
2. 2011-12	7
2014-15	7
4. 2004-05	6
5. 2003-04	5

## CONSECUTIVE TOP 5 FINISHES

1. 9/13/10—4/6/11	10
2. 9/8/98—9/22/98	3
9/16/02—10/8/02	3
9/29/08—11/3/08	3
2/17/12—3/17/12	3
9/8/14—10/8/14	3

## MOST TOP 10 FINISHES, SEASON

1. 2010-11	11
2014-15	11
3. 2002-03	10
2011-12	10
5. 1998-99	9
1999-2000	9
2004-05	9

## CONSECUTIVE TOP 10 FINISHES

1. 4/9/10—4/24/11	13
2. 9/8/14—4/22/15	11
3. 9/8/98—3/14/99	8
4. 3/25/06—10/3/06	7
2/5/12—5/12/12	7
6. 9/9/02—11/13/02	6
9/13/04—2/22/05	6
9/8/08—2/17/09	6



The 2011-12 team set seven team records, including stroke average.

# HONORS

## ALL AMERICAN

Emily Talley, NGCA (HM)	2011-12
Emily Talley, Golfweek (HM)	2011-12
Alex Stewart, Golfweek (HM)	2011-12
<b>Esther Lee, WGCA (Second Team)</b>	<b>2014-15</b>
<b>Esther Lee, Golfweek (Third Team)</b>	<b>2014-15</b>

## BIG 12 NEWCOMER OF THE YEAR

Jess Wallace	2010-11
--------------	---------

## ALL-PAC-12 TEAM

Alex Stewart (Second)	2011-12
Emily Talley (Second)	2011-12
Jess Wallace (HM)	2011-12
Jenny Coleman (HM)	2013-14
<b>Esther Lee</b>	<b>2014-15</b>

*Beginning in 2014-15, Pac-12 no longer distinguishes first and second teams.*

## ALL-BIG 12 TEAM

Hannah Hoch (Second)	2004-05
Emily Childs (First)	2008-09
Emily Talley (First)	2010-11
Jess Wallace (First)	2010-11

## BIG 12 GOLFERS OF THE MONTH

Hannah Hoch	February 2005
Dominique Pytlewski	September 2007
Emily Childs	September 2008
Emily Childs	November 2008
Emily Talley	March 2010
Emily Talley	September 2010
Jess Wallace	November 2010
Jess Wallace	March 2011

## CU CAREER ATHLETIC ACHIEVEMENT

Emily Talley	2011-12
--------------	---------

## CU ATHLETE OF THE YEAR

Emily Talley	2009-10
<b>Esther Lee</b>	<b>2014-15</b>

## CU FRESHMAN OF THE YEAR

<b>Brittany Fan</b>	<b>2014-15</b>
---------------------	----------------

## CU ATHLETE OF THE WEEK

Linda Sue Linton	March 31, 1996
Kelly Heffer	October 20, 1996
Michelle Thomas	September 13, 1998
Kiersten Allbright	September 27, 1998
Taya Battistella	April 24, 2000
Erin Kerr	October 2001
Jolene Fellhauer	November 2001
Erin Kerr	March 2002
Erin Kerr	April 2002
Hannah Hoch	September 28, 2004
Maria Persson-Gulda	April 26, 2006
Lindsay Senger	September 19, 2006
Dominique Pytlewski	October 9, 2007
Dominique Pytlewski	October 16, 2007
Emily Talley	March 28, 2010
Emily Talley	April 13, 2010
Emily Talley	April 27, 2010
Emily Talley	September 20, 2010
Jess Wallace	October 11, 2010
Jess Wallace	November 8, 2010
Jess Wallace	April 26, 2011
Alex Stewart	October 12, 2011
Emily Talley	February 22, 2012
Alex Stewart	March 6, 2012
Jess Wallace	March 21, 2012
Jenny Coleman	April 4, 2012

Jenny Coleman	Sept. 25, 2012
Jenny Coleman	April 30, 2013
Jenny Coleman	March 18, 2014
<b>Esther Lee</b>	<b>Sept. 23, 2014</b>
<b>Esther Lee</b>	<b>March 30, 2015</b>
<b>Alexis Keating</b>	<b>April 27, 2015</b>

## WGCA ALL-AMERICAN SCHOLARS

Michelle Thomas	1998-99
Lynn Ann Moretto	2001-02
Maria Persson-Gulda	2003-04
Maria Persson-Gulda	2004-05
Maria Persson-Gulda	2005-06
Julie Kim	2007-08
Jamie Befort	2009-10
Taylor Doyle	2010-11
Jess Wallace	2010-11
Alex Stewart	2011-12
Jess Wallace	2011-12
Megan Haase	2012-13
<b>Allie Zech</b>	<b>2012-13</b>
<b>Brittany Fan</b>	<b>2014-15</b>

## PAC-12 ALL ACADEMIC TEAM

Taylor Doyle (Second)	2011-12
Jess Wallace (Second)	2011-12
Jenny Coleman (HM)	2013-14
<b>Alexis Keating (HM)</b>	<b>2013-14</b>
<b>Jamie Oleksiew (HM)</b>	<b>2013-14</b>
<b>Alexis Keating (HM)</b>	<b>2014-15</b>
<b>Allie Zech (Second)</b>	<b>2014-15</b>

## FIRST TEAM ACADEMIC ALL-BIG 12

Linda Sue Linton	1996-97
Kiersten Allbright	1997-98
Sarah Bellinger	1997-98
Kylee Moullet	1997-98
Michelle Thomas	1997-98
Kiersten Allbright	1998-99
Sarah Bellinger	1998-99
Jamie Fundingsland	1998-99
Michelle Thomas	1998-99
Sarah Bellinger	1999-2000
Nicole Cavarra	1999-2000
Jamie Fundingsland	1999-2000
Sarah Bellinger	2000-01
Lynn Ann Moretto	2001-02
Lynn Ann Moretto	2002-03
Allison Rella	2002-03
Kimber Westbrook	2002-03
Robin Worthington	2002-03
Kimber Westbrook	2003-04
Robin Worthington	2003-04
Maria Persson-Gulda	2003-04
Hannah Hoch	2004-05
Maria Persson-Gulda	2004-05
Allison Rella	2004-05
Maria Persson-Gulda	2005-06
Jessica Ellis	2006-07
Julie Kim	2007-08
Julie Kim	2008-09
Taylor Doyle	2009-10
Meaghan Kari	2009-10
Jamie Befort	2010-11
Taylor Doyle	2010-11
Megahan Kari	2010-11

## H.M. ACADEMIC ALL-BIG 12

Jamie Fundingsland	1996-97
Kylee Moullet	1996-97
Mihcelle Thomas	1996-97
Brooke Van Wyk	1999-2000
Sara Warenski	1999-2000

Brooke Van Wyk	2000-01
Jolene Fellhauer	2001-02
Jennifer Footlik	2001-02
Allison Rella	2003-04
Hannah Hoch	2005-06
Hannah Hoch	2006-07
Jessica Ellis	2006-07
Cierra Ko	2007-08
Dominique Pytlewski	2007-08
Cierra Ko	2008-09
Dominique Pytlewski	2008-09
Dominique Pytlewski	2009-10
Emily Talley	2009-10

## 4.0 CLUB

Nicole Cavarra	1997
Nicole Cavarra	1998
Nicole Cavarra	1999
Nicole Cavarra	2000
Nicole Cavarra	2001
Nicole Cavarra	2002
Maria Persson-Gulda	2003
Kimber Westbrook	2003
Maria Persson-Gulda	2004
Kimber Westbrook	2004
Maria Persson-Gulda	2006
Charlotte Persson-Gulda	2007
Jamie Befort	2008
Jamie Befort	2010
Jamie Befort	2011
Jamie Befort	2012

## MOST VALUABLE PLAYER

Jenny Coleman	2014
<b>Esther Lee</b>	<b>2015</b>

## MOST IMPROVED STUDENT ATHLETE

Kylee Moullet	1998
Michelle Thomas	1999
Lindsay Senger	2008

## BUFFALO LEADERSHIP AWARD

Brooke Van Wyk	2000
Maria Persson-Gulda	2004
Hannah Hoch	2006

## SCHOLAR ATHLETE AWARD

Nicole Cavarra	2000
Maria Persson-Gulda	2006
<b>Allie Zech</b>	<b>2014</b>
<b>Alexis Keating</b>	<b>2015</b>

## UNDERCLASS SCHOLAR ATHLETE

Jamie Befort	2009
--------------	------

## BIG 12 CONFERENCE MEDAL AWARD

Nicole Cavarra	2000
Kimber Westbrook	2004

## BIG 12 COMMUNITY OUTREACH

Joey Stetser	2005
--------------	------

## SPORTSWOMEN OF COLORADO

Emily Talley	2012
Emily Talley	2013

# BUFFS IN THE RANKINGS AND IN THE PROS

## GOLFWEK FINAL RANKINGS

Season	Rank	Top 25	Top 50	Top 100	Overall
1999-2000	56	0-18-0	8-60-2	51-72-5	60-78-5
2000-01	72	0-22-0	3-44-0	26-80-0	65-82-0
2001-02	70	0-18-0	0-42-1	35-85-2	70-88-2
2002-03	68	0-20-0	4-44-0	47-66-2	78-66-2
2003-04	89	0-16-0	1-47-0	16-104-2	43-107-2
2004-05	66	0-11-0	3-34-2	42-55-4	92-55-4
2005-06	92	0-12-0	7-44-0	28-104-4	57-109-4
2006-07	52	1-9-0	12-35-2	60-65-6	94-65-6
2007-08	64	0-15-0	7-48-1	49-83-4	47-85-4
2008-09	47	2-32-0	14-5-1	64-74-4	96-76-4
2009-10	66	1-26-0	8-73-0	39-92-1	70-93-1
2010-11	36	4-20-0	26-42-2	86-46-2	117-47-2
2011-12	11	30-43-0	73-54-0	112-54-1	132-54-1
2012-13	75	1-66-0	6-107-1	17-128-3	34-128-3
2013-14	60	1-39-0	13-64-0	51-79-0	78-80-0
2014-15	44	4-37-0	23-48-0	66-56-1	87-56-1

## FINAL INDIVIDUAL TOP 200 RANKINGS ON GOLFWEK AND GOLFSTAT

Player	Golfweek	Golfstat	Season
<b>Esther Lee</b>	<b>23</b>	<b>22</b>	<b>2014-15</b>
Alex Stewart	35	40	2011-12
Emily Talley	46	44	2011-12
Jessica Wallace	59	39	2010-11
Jenny Coleman	84	72	2013-14
Jessica Wallace	86	102	2011-12
Emily Talley	88	69	2010-11
Jenny Coleman	91	104	2012-13
Jenny Coleman	94	101	2011-12
Hannah Hoch	124		2004-05
Erin Kerr	128		2001-02
<b>Brittany Fan</b>	<b>135</b>	<b>100</b>	<b>2014-15</b>
Emily Talley	146	130	2009-10
Erin Kerr	158		2002-03
<b>Alexis Keating</b>	<b>163</b>	<b>162</b>	<b>2014-15</b>
Emily Talley	177	142	2008-09
Sarah Bellingier	181		1999-2000
Taya Battistella	192		1999-2000



Jess Wallace

## SYMETRA TOUR FACTS

Player	Player
Emily Talley	2013 No. 10 Rookie of the Year List 2013 No. 45 Player of the Year List 2013 One Top 10 2013 Earnings \$12,501 2013 13 Events, 37 Rounds, 14 Subpar Rounds, 104 Birdies 1 Eagle, 1 Round in the 60s
Jessica Wallace	2012 No. 31 Rookie of the Year List 2012 No. 123 Player of the Year List 2012 Earnings \$2,908 2012 8 Events, 19 Rounds 3 Subpar Rounds, 41 Birdies 1 Round In the 60s
Jessica Wallace	2013 No. 110 Player of the Year List 2013 Earnings \$3,112 2013 15 Events, 37 Rounds 4 Subpar Rounds, 74 Birdies 2 Eagles.

## GOLFSTAT FINAL RANKINGS

Season	Rank
2005-06	82
2006-07	58
2007-08	64
2008-09	48
2009-10	60
2010-11	36
2011-12	12
2012-13	78
2013-14	51
2014-15	38

## GOLFWORLD COACHES POLL

Date	Rank
October 3, 2007	(t-42) RV
October 17, 2007	(t-37) RV
November 12, 2008	(33) RV
September 1, 2010	(t-42) RV
September 30, 2010	21
October 28, 2010	19
February 23, 2011	23
March 8, 2011	(27) RV
March 30, 2011	(t-32) RV
April 20, 2011	(t-31) RV
May 3, 2011 (final)	(30) RV
Sept. 1, 2011	(33) RV
Sept. 28, 2011	(34) RV
October 26, 2011	(27) RV
November 23, 2011	24
February 29, 2012	20
March 14, 2012	14
March 28, 2012	11
April 18, 2012	11

## BIG BREAK

Player	Player
Emily Talley (2013)	Mexico
Emily Talley (2013 - Winner)	Puerto Rico

## FUTURES/SYMETRA TOUR

Player	Player
Taya Battistella	
Erin Kerr	
Jessica Wallace	2012-14
Emily Talley	2013-14
Jenny Coleman	2014-15

## CACTUS TOURS

Player	Player
Kiersten Allbright	
Emily Talley	2013-14

## EUROPEAN WOMEN'S TOUR

Player	Player
Jo Pritchard	

## GOLF AND CLUB PROFESSIONALS

Player	Player
Nicole Cavarra	Colorado
Jamie Fundingsland Sniffin	Colorado
Kylee Moullet	Montana
Lindsay Senger	Colorado

## **All-Time Players**

All-Time Roster	57
Player Stats: A-Da	58
Player Stats: Do-Ga	59
Player Stats: Gl-Ke	60
Player Stats: Ki-Mo	61
Player Stats: No-Ru	62
Player Stats: Se-Vi	63
Player Stats: Wa-Z	64

# ALL-TIME ROSTER

Name	Height	Hometown (Highschool/Previous College)	Played
Kiersten Allbright	5-10	Meridan, N.H. (Kimball Union/Hamilton)	1997-99
Heather Allerdice-Gerow	5-6	Eugene, Ore. (South Eugene)	1995
Taya Battistella	5-3	Bend, Ore. (Bend)	1999-2000
Jamie Befort	5-6	Westminster, Colo. (Monarch)	2009-12
Sarah Bellinger	5-6	Miles City, Mont. (Palm Desert)	1998-2001
Megan Budge	5-8	Eugene, Ore. (Marist)	2003
Lindsay Caljouw	5-5	Nanaimo, B.C. (Nanaimo)	2006-07
Nicole Cavarra	5-8	Aurora, Colo. (Smoky Hill)	1996, 1999-2001
Emily Childs	5-5	Alameda, Calif. (Alameda)	2009
Jenny Coleman	5-8	Rolling Hills Estates, Calif. (Palos Verdes Peninsula)	2011-14
Kristin Coleman	5-9	Rolling Hills Estates, Calif. (Palos Verdes Peninsula)	2011-14
Abby Collins	5-5	Whitefish, Mont. (Whitefish)	1998
Claudia Davis	5-8	Greenwood Village, Colo. (Arapahoe)	2014
Cristina DeTomas	5-9	Lafayette, Calif. (Acalanes)	2009-12
Devin Dougherty	5-6	Woodland, Calif. (Pioneer)	2010-13
Taylor Doyle	5-5	San Diego, Calif. (La Jolla)	2009-12
Jessica Ellis	5-5	Littleton, Colo. (Heritage/Iowa)	2005-07
<b>Brittany Fan</b>	<b>5-9</b>	<b>Pearl City, Hawai'i (Kamehameha Schools Kapalama Campus)</b>	<b>2015-p</b>
Jolene Fellhauer	5-6	Grand Junction, Colo. (Grand Junction)	2000-03
Amanda Fisher	5-4	Korora NSW, Australia (Bishop Druitt)	2001
Jenn Footlik	5-5	Dallas, Texas (Highland Park)	2001-04
Ashley Ford	5-7	Grand Junction, Colo. (Grand Junction)	1995-97
Jaime Fundingsland	6-0	Minot, N.D. (Minot)	1997-2000
Margaret Garehime	5-8	Englewood, Colo. (Cherry Creek)	2002
Lise Gausman	5-11	Fort Collins, Colo. (Fort Collins)	1995
<b>Tori Glenn</b>	<b>5-7</b>	<b>Castle Pines, Colo. (Valor Christian)</b>	<b>2015-p</b>
Ann Grooms	5-9	Westminster, Colo. (Ranum)	1995-96
<b>Megan Haase</b>	<b>5-8</b>	<b>Spokane, Wash. (Lewis and Clark)</b>	<b>2013-p</b>
Erin Hall	5-5	Colorado Springs, Colo. (Wasson)	1995
Kelly Heffer	5-6	Englewood, Colo. (Cherry Creek/Arizona)	1996-97
Kim Hickel	5-11	Englewood, Colo. (Cherry Creek)	1995
Hannah Hoch	5-8	Turlock, Calif. (Turlock)	2004-07
Lindsey Isham	5-8	Boulder, Colo. (Boulder)	1998-2001
Gabriella Jakobsson	5-8	Stockholm, Sweden (Sodra Latin)	1998-99
Meaghan Kari	5-7	Windsor, Calif. (Windsor/Santa Clara)	2010-12
<b>Alexis Keating</b>	<b>5-6</b>	<b>Elma, Wash. (Elma)</b>	<b>2013-p</b>
<b>Lauryn Keating</b>	<b>5-7</b>	<b>Elma, Wash. (Elma)</b>	<b>2016-p</b>
Erin Kerr	5-7	Phoenix, Ariz. (Xavier Prep./California)	2001-03
Christine Kim	5-3	Pahoa, Hawai'i (Waiakea)	2007-10
Julie Kim	5-4	Port Coquitlam, B.C. (B.C. Christian Academy)	2007-10
Cierra Ko	5-3	Colorado Springs, Colo. (Harrison)	2006-09
Lindsay Koth	5-6	Middleton, Wisc. (Edgewood)	2004-07
<b>Esther Lee</b>	<b>5-6</b>	<b>Los Alamitos, Calif. (Los Alamitos/Duke)</b>	<b>2015-p</b>
Linda Sue Linton	5-6	Northglenn, Colo. (Skyline)	1995-98
Jordan Magruder	5-4	Paradise Valley, Calif. (Scottsdale Christian)	2009
Jessie Malcom	5-6	Scottsdale, Ariz. (Chaparral)	2003-06
Haley Mathies	5-6	Evergreen, Colo. (D'Evelyn)	2008
Jessica Milner	5-10	Newport Beach, Calif. (Corona Del Mar)	2008
Lynn Ann Moretto	5-2	Englewood, Colo. (Cherry Creek/Mississippi)	2000-03
Kylee Moullet	5-7	Bozeman, Mont. (Bozeman)	1995-98
Katy Nolan	5-2	Saline, Mich. (Saline)	1998-2001
Abbie Noon	5-3	Fort Collins, Colo. (Arcata)	1999-2000
<b>Jamie Oleksiew</b>	<b>5-5</b>	<b>Vancouver, British Columbia (IMG Pendleton [Fla.]</b>	<b>2013-p</b>
Andrea Parkhill	5-7	Carson City, Nev. (Carson City)	1995
Charlotte Persson-Gulda	5-3	Halmstad, Sweeden (Kattegatt)	2005-06
Maria Persson-Gulda	5-3	Halmstad, Sweeden (Kattegatt)	2003-06
Jo Pritchard	5-6	Newport, South Wales (St. Joseph's)	2001-02
Dominique Pytlewski	5-6	Vancouver, B.C. (St. Thomas Aquinas)	2007-10
Allison Rella	5-7	Cranbrook, B.C. (Mount Baker Secondary)	2002-05
Regina Rodriguez	5-5	Fort Morgan, Colo. (Fort Morgan)	2002-03
Sarah Ruybalid	5-6	Pueblo, Colo., (Pueblo South)	2006
Lindsay Senger	5-8	Louisville, Colo. (Monarch)	2005-08
Nicole Sennett	5-7	Harvey's Lake, Pa. (Bishop O'Reilly)	1995
Stephanie Simich	6-0	Mississauga, Ontario (Clarkson Secondary)	2008-10
Katrina Snowgren	5-7	Kingwood, Texas (Kingwood)	1997
Joey Stetser	5-9	Phoenix, Ariz. (Shadow Mountain)	2002-04
Alex Stewart	5-4	Elk Grove, Calif.	2012
Tina Strahan	5-4	Gilbert, Ariz. (Dobson)	1997
Emily Talley	5-9	Napa, Calif. (R.L. Stevenson)	2009-12
Tessa The	5-6	Los Altos, Calif. (Los Altos)	2011
Michelle Thomas	5-6	Littleton, Colo. (Heritage)	1996-99
<b>Gillian Vance</b>	<b>5-5</b>	<b>Lakewood, Colo. (Dakota Ridge)</b>	<b>2016-p</b>
Brooke Van Wyk	6-0	Littleton, Colo. (Heritage)	1998-2001
Marsha Vasquez	5-7	Longmont, Colo. (Boulder)	1996
<b>Natalie Vivaldi</b>	<b>5-8</b>	<b>Oceanside, Calif. (Rancho Buena Vista)</b>	<b>2014-p</b>
Leigh Vevurka	5-7	Englewood, Colo. (Cherry Creek)	1996
Jess Wallace	5-4	Langley, B.C. (Walnut Grove/Pepperdine)	2011-12
Sara Warenski	5-4	Libertyville, Ill. (Libertyville)	1997-2000
Kimber Westbrook	5-10	Loveland, Colo. (Thompson Valley)	2003-04
Catherine Woods	5-8	Denver, Colo. (Denver Christian/Pepperdine)	2006
Robin Worthington	5-3	Loveland, Colo. (Thompson Valley)	2001-04
<b>Allie Zech</b>	<b>5-8</b>	<b>Indian Wells, Calif. (Palm Desert)</b>	<b>2013-p</b>

# ALL-TIME PLAYER STATISTICS



ALLBRIGHT

## KIERSTEN ALLBRIGHT

5-10 • Meridan, N.H. • Kimball Union/Hamilton • 1997-99

Player	OVERALL													SPRING				FALL				Rds/Tm	
	Rd	Strk	Avg.	SCIRP	S-AV	Lo	Hi	Rd	Strk	Avg.	SCIRP	Rd	Strk	Avg.	SCIRP	Win	T5	T10	T20	60	70		<P
1996-97	Did Not Compete																						
1997-98	20	1,657	82.85	+217	10.9	76	90	11	922	83.82	+130	9	735	81.67	+87	0	0	0	0	0	5	0	18/20
1998-99	29	2,259	77.90	+171	5.9	72	86	14	1,095	78.21	+87	15	1,164	77.60	+84	1	1	4	5	0	21	0	25/26
<b>TOTALS</b>	<b>49</b>	<b>3,916</b>	<b>79.92</b>	<b>+388</b>	<b>7.9</b>	<b>72</b>	<b>90</b>	<b>25</b>	<b>2,017</b>	<b>80.68</b>	<b>+217</b>	<b>24</b>	<b>1,899</b>	<b>79.13</b>	<b>+171</b>	<b>1</b>	<b>1</b>	<b>4</b>	<b>5</b>	<b>0</b>	<b>26</b>	<b>0</b>	<b>43/46</b>



ALLERDICE-GEROW

## HEATHER ALLERDICE-GEROW

5-6 • Eugene, Ore. • South Eugene • 1995

Player	OVERALL													SPRING				FALL				Rds/Tm	
	Rd	Strk	Avg.	SCIRP	S-AV	Lo	Hi	Rd	Strk	Avg.	SCIRP	Rd	Strk	Avg.	SCIRP	Win	T5	T10	T20	60	70		<P
1994-95	4	368	92.00	+80	20.0	90	93	—	—	—	—	4	368	92.0	+80	0	1	1	1	0	0	0	3/4



BATTISTELLA

## TAYA BATTISTEALLA

5-3 • Bend, Ore. • Bend • 1999-2000

Player	OVERALL													SPRING				FALL				Rds/Tm	
	Rd	Strk	Avg.	SCIRP	S-AV	Lo	Hi	Rd	Strk	Avg.	SCIRP	Rd	Strk	Avg.	SCIRP	Win	T5	T10	T20	60	70		<P
1998-99	26	2,046	78.69	+174	6.7	74	86	11	875	79.6	+83	15	1,171	78.1	+91	0	1	1	2	0	18	0	22/26
1999-2000	31	2,434	78.52	+202	6.5	71	90	17	1,358	79.9	+134	14	1,076	76.9	+68	0	1	3	4	0	19	2	29/31
<b>TOTALS</b>	<b>57</b>	<b>4,480</b>	<b>78.6</b>	<b>+376</b>	<b>6.6</b>	<b>71</b>	<b>90</b>	<b>28</b>	<b>2,233</b>	<b>79.8</b>	<b>+217</b>	<b>29</b>	<b>2,247</b>	<b>77.5</b>	<b>+159</b>	<b>0</b>	<b>2</b>	<b>4</b>	<b>6</b>	<b>0</b>	<b>37</b>	<b>2</b>	<b>51/57</b>



BEFORT

## JAMIE BEFORT

5-6 • Westminster, Colo. • Monarch • 2009-12

Player	OVERALL													SPRING				FALL				Rds/Tm	
	Rd	Strk	Avg.	SCIRP	S-AV	Lo	Hi	Rd	Strk	Avg.	SCIRP	Rd	Strk	Avg.	SCIRP	Win	T5	T10	T20	60	70		<P
2008-09	Did Not Compete																						
2009-10	15	1,207	80.5	+127	8.5	72	85	9	722	80.2	+74	6	485	80.8	+53	0	0	0	0	0	5	0	0/0
2010-11	6	484	80.7	+52	8.7	78	83	—	—	—	—	6	484	80.7	+52	0	0	0	0	0	3	0	0/0
2011-12	Did Not Compete																						
<b>TOTALS</b>	<b>21</b>	<b>1,691</b>	<b>80.5</b>	<b>+179</b>	<b>8.5</b>	<b>72</b>	<b>85</b>	<b>9</b>	<b>722</b>	<b>80.2</b>	<b>+74</b>	<b>12</b>	<b>969</b>	<b>80.8</b>	<b>+105</b>	<b>0</b>	<b>0</b>	<b>0</b>	<b>0</b>	<b>0</b>	<b>8</b>	<b>0</b>	<b>0/0</b>



BELLINGER

## SARAH BELLINGER

5-6 • Miles City, Mont. • Palm Desert • 1998-2001

Player	OVERALL													SPRING				FALL				Rds/Tm	
	Rd	Strk	Avg.	SCIRP	S-AV	Lo	Hi	Rd	Strk	Avg.	SCIRP	Rd	Strk	Avg.	SCIRP	Win	T5	T10	T20	60	70		<P
1997-98	30	2,413	80.4	+258	8.6	76	86	15	1,208	80.5	+130	15	1,205	80.3	+128	0	1	1	3	0	12	0	30/30
1998-99	31	2,418	78.0	+186	6.0	73	85	16	1,260	78.8	+108	15	1,158	77.2	+78	0	3	3	4	0	21	0	30/31
1999-2000	31	2,420	78.1	+188	6.1	70	83	17	1,350	79.4	+126	14	1,070	76.4	+62	0	1	2	5	0	22	1	30/31
2000-01	29	2,298	79.2	+210	7.2	72	93	15	1,190	79.3	+110	14	1,108	79.1	+100	0	0	3	4	0	16	0	25/29
<b>TOTALS</b>	<b>121</b>	<b>9,549</b>	<b>78.9</b>	<b>+842</b>	<b>7.0</b>	<b>70</b>	<b>93</b>	<b>63</b>	<b>5,008</b>	<b>79.5</b>	<b>+474</b>	<b>58</b>	<b>4,541</b>	<b>78.3</b>	<b>+368</b>	<b>0</b>	<b>5</b>	<b>9</b>	<b>16</b>	<b>0</b>	<b>71</b>	<b>1</b>	<b>115/121</b>



CALJOUW

## LINDSAY CALJOUW

5-5 • Nanaimo, B.C., Canada • Nanaimo • 2006-07

Player	OVERALL													SPRING				FALL				Rds/Tm	
	Rd	Strk	Avg.	SCIRP	S-AV	Lo	Hi	Rd	Strk	Avg.	SCIRP	Rd	Strk	Avg.	SCIRP	Win	T5	T10	T20	60	70		<P
2005-06	30	2,280	76.0	+120	4.0	70	85	15	1,128	75.2	+48	15	1,152	76.8	+72	0	1	3	4	0	26	1	30/30
2006-07	23	1,744	75.8	+88	3.8	70	83	14	1,057	75.5	+49	9	687	76.3	+39	0	1	3	4	0	20	2	22/23
<b>TOTALS</b>	<b>53</b>	<b>4,024</b>	<b>75.9</b>	<b>+208</b>	<b>3.9</b>	<b>70</b>	<b>85</b>	<b>29</b>	<b>2,185</b>	<b>75.3</b>	<b>+97</b>	<b>24</b>	<b>1,839</b>	<b>76.6</b>	<b>+111</b>	<b>0</b>	<b>2</b>	<b>6</b>	<b>8</b>	<b>0</b>	<b>46</b>	<b>3</b>	<b>52/53</b>



CAVARRA

## NICOLE CAVARRA

5-8 • Aurora, Colo. • Smokey Hill • 1996, 1999-2001

Player	OVERALL													SPRING				FALL				Rds/Tm	
	Rd	Strk	Avg.	SCIRP	S-AV	Lo	Hi	Rd	Strk	Avg.	SCIRP	Rd	Strk	Avg.	SCIRP	Win	T5	T10	T20	60	70		<P
1995-96	5	471	94.2	+111	22.2	93	97	3	284	94.7	+68	2	187	93.5	+43	0	0	0	0	0	0	0	0/5
1998-99	3	265	88.3	+49	16.3	86	91	—	—	—	—	3	265	88.3	+49	0	0	0	0	0	0	0	0/0
1999-2000	2	169	84.5	+25	12.5	79	90	—	—	—	—	2	169	84.5	+25	0	0	0	0	0	1	0	1/2
2000-01	2	172	86.0	+28	14.0	84	88	—	—	—	—	2	172	86.0	+28	0	0	0	0	0	0	0	0/0
<b>TOTALS</b>	<b>12</b>	<b>1,077</b>	<b>89.8</b>	<b>+213</b>	<b>17.8</b>	<b>79</b>	<b>97</b>	<b>3</b>	<b>284</b>	<b>94.7</b>	<b>+68</b>	<b>9</b>	<b>793</b>	<b>88.1</b>	<b>+145</b>	<b>0</b>	<b>0</b>	<b>0</b>	<b>0</b>	<b>0</b>	<b>1</b>	<b>0</b>	<b>1/7</b>



CHILDS

## EMILY CHILDS

5-5 • Alameda, Calif. • Alameda • 2009

Player	OVERALL													SPRING				FALL				Rds/Tm	
	Rd	Strk	Avg.	SCIRP	S-AV	Lo	Hi	Rd	Strk	Avg.	SCIRP	Rd	Strk	Avg.	SCIRP	Win	T5	T10	T20	60	70		<P
2008-09	16	1,174	73.4	+16	1.0	67	81	1	75	75.0	+3	15	1,099	73.3	+13	0	2	4	5	3	12	6	15/16



J. COLEMAN

## JENNY COLEMAN

5-9 • Rolling Hills Estates, Calif. • Palos Verdes Peninsula • 2011-14

Player	OVERALL													SPRING				FALL				Rds/Tm	
	Rd	Strk	Avg.	SCIRP	S-AV	Lo	Hi	Rd	Strk	Avg.	SCIRP	Rd	Strk	Avg.	SCIRP	Win	T5	T10	T20	60	70		<P
2010-11	35	2,680	76.6	+165	4.7	71	81	20	1,509	75.5	+77	15	1,171	78.1	+88	0	0	0	5	0	30	3	26/35
2011-12	37	2,778	75.1	+114	3.1	69	83	25	1,873	74.9	+76	12	905	75.4	+38	0	2	5	5	2	30	6	29/37
2012-13	35	2,594	74.1	+77	2.2	67	81	20	1,490	74.5	+56	15	1,104	73.6	+21	1	2	2	5	2	32	6	32/32
2013-14	32	2,377	74.3	+69	2.2	68	82	20	1,485	74.3	+47	12	892	74.3	+22	0	3	3	5	3	26	6	32/32
<b>TOTALS</b>	<b>139</b>	<b>10,429</b>	<b>75.0</b>	<b>+425</b>	<b>3.1</b>	<b>67</b>	<b>83</b>	<b>85</b>	<b>6,357</b>	<b>74.8</b>	<b>+256</b>	<b>54</b>	<b>4,072</b>	<b>75.4</b>	<b>+169</b>	<b>1</b>	<b>7</b>	<b>10</b>	<b>20</b>	<b>7</b>	<b>118</b>	<b>21</b>	<b>119/136</b>



K. COLEMAN

## KRISTIN COLEMAN

5-9 • Rolling Hills Estates, Calif. • Palos Verdes Peninsula • 2011-14

Player	OVERALL													SPRING				FALL				Rds/Tm	
	Rd	Strk	Avg.	SCIRP	S-AV	Lo	Hi	Rd	Strk	Avg.	SCIRP	Rd	Strk	Avg.	SCIRP	Win	T5	T10	T20	60	70		<P
2010-11	35	2,662	76.1	+147	4.2	71	82	20	1,542	77.1	+110	15	1,120	74.7	+37	0	0	2	4	0	30	2	34/35
2011-12	37	2,836	76.7	+172	4.6	71	82	25	1,926	77.0	+129	12	910	75.8	+43	0	0	2	5	2	28	3	23/37
2012-13	27	2,147	79.5	+203	7.5	73	86	12	972	81.0	+111												

# ALL-TIME PLAYER STATISTICS



DOUGHERTY

## DEVIN DOUGHERTY • 5-5 • Woodland, Calif. • Pioneer • 2010-13

Player	OVERALL													SPRING					FALL				
	Rd	Strk	Avg.	SCIRP	S-AV	Lo	Hi	Rd	Strk	Avg.	SCIRP	Rd	Strk	Avg.	SCIRP	Win	T5	T10	T20	60	70	<P	Rds/Tm
2009-10	9	743	82.6	+95	10.6	78	87	6	499	83.2	+67	3	244	81.3	+28	0	0	0	0	0	2	0	0/0
2010-11	5	411	82.2	+51	10.2	79	87	—	—	—	—	5	411	82.2	+51	0	0	0	0	0	2	0	0/0
2011-12	Did Not Compete																						
2012-13	9	744	82.7	+96	10.7	77	93	3	255	85.0	+39	6	489	81.5	+29	0	0	0	0	0	2	0	2/3
<b>TOTALS</b>	<b>23</b>	<b>1,898</b>	<b>82.5</b>	<b>+242</b>	<b>10.5</b>	<b>77</b>	<b>93</b>	<b>9</b>	<b>754</b>	<b>83.8</b>	<b>+106</b>	<b>14</b>	<b>1,144</b>	<b>81.7</b>	<b>+136</b>	<b>0</b>	<b>0</b>	<b>0</b>	<b>0</b>	<b>0</b>	<b>6</b>	<b>0</b>	<b>2/3</b>



DOYLE

## TAYLOR DOYLE • 5-5 • San Diego, Calif. • La Jolla • 2009-12

Player	OVERALL													SPRING					FALL				
	Rd	Strk	Avg.	SCIRP	S-AV	Lo	Hi	Rd	Strk	Avg.	SCIRP	Rd	Strk	Avg.	SCIRP	Win	T5	T10	T20	60	70	<P	Rds/Tm
2008-09	Did Not Compete																						
2009-10	27	2,100	77.8	+156	5.8	70	87	18	1,393	77.4	+100	9	707	78.6	+56	0	0	0	0	0	19	1	21/24
2010-11	31	2,423	78.2	+196	6.3	70	87	20	1,603	80.2	+171	11	820	74.6	+25	0	0	0	1	0	18	2	17/28
2011-12	9	710	78.9	+59	6.6	73	87	3	242	80.7	+26	6	468	78.0	+33	0	0	0	0	0	6	0	3/6
<b>TOTALS</b>	<b>67</b>	<b>5,233</b>	<b>78.1</b>	<b>+411</b>	<b>6.1</b>	<b>70</b>	<b>87</b>	<b>41</b>	<b>3,238</b>	<b>78.9</b>	<b>+297</b>	<b>26</b>	<b>1,995</b>	<b>76.7</b>	<b>+114</b>	<b>0</b>	<b>0</b>	<b>0</b>	<b>1</b>	<b>0</b>	<b>43</b>	<b>3</b>	<b>41/58</b>



ELLIS

## JESSICA ELLIS • 5-5 • Littleton, Colo. • Heritage/Iowa • 2005-07

Player	OVERALL													SPRING					FALL				
	Rd	Strk	Avg.	SCIRP	S-AV	Lo	Hi	Rd	Strk	Avg.	SCIRP	Rd	Strk	Avg.	SCIRP	Win	T5	T10	T20	60	70	<P	Rds/Tm
2004-05	19	1,557	82.0	+192	10.1	74	96	14	1,153	82.4	+148	5	404	80.8	+44	0	0	0	0	0	7	0	9/17
2005-06	6	495	82.5	+63	10.5	76	88	3	236	78.7	+20	3	259	86.3	+43	0	0	0	0	0	2	0	0/0
2006-07	3	269	89.7	+53	17.7	85	97	—	—	—	—	3	269	89.7	+53	0	0	0	0	0	0	0	0/0
<b>TOTALS</b>	<b>28</b>	<b>2,321</b>	<b>82.9</b>	<b>+308</b>	<b>11.0</b>	<b>74</b>	<b>97</b>	<b>17</b>	<b>1,389</b>	<b>81.7</b>	<b>168</b>	<b>11</b>	<b>932</b>	<b>84.7</b>	<b>+140</b>	<b>0</b>	<b>0</b>	<b>0</b>	<b>0</b>	<b>0</b>	<b>9</b>	<b>0</b>	<b>9/17</b>



FAN

## BRITTANY FAN • 5-9 • Pearl City, Hawai'i • Kamehameha Schools Kapalama Campus • 2015-p

Player	OVERALL													SPRING					FALL				
	Rd	Strk	Avg.	SCIRP	S-AV	Lo	Hi	Rd	Strk	Avg.	SCIRP	Rd	Strk	Avg.	SCIRP	Win	T5	T10	T20	60	70	<P	Rds/Tm
2014-15	31	2,321	74.9	+97	3.1	70	82	20	1,490	74.5	+61	11	831	75.6	+36	0	0	0	6	0	28	1	30/31



FELLHAUER

## JOLENE FELLHAUER • 5-6 • Grand Junction, Colo. • Grand Junction • 2000-03

Player	OVERALL													SPRING					FALL				
	Rd	Strk	Avg.	SCIRP	S-AV	Lo	Hi	Rd	Strk	Avg.	SCIRP	Rd	Strk	Avg.	SCIRP	Win	T5	T10	T20	60	70	<P	Rds/Tm
1999-2000	5	406	81.2	+46	9.2	78	87	—	—	—	—	5	406	81.2	+46	0	0	0	0	0	2	0	0/0
2000-01	28	2,251	80.4	+235	8.4	72	89	14	1,127	80.5	+119	14	1,124	80.3	+116	0	1	1	2	0	10	0	19/26
2001-02	29	2,311	79.7	+223	7.7	71	92	16	1,311	81.9	+159	13	1,000	76.9	+64	0	1	2	3	0	17	2	25/29
2002-03	28	2,208	78.9	+195	7.0	67	88	12	958	79.8	+97	16	1,250	78.1	+98	0	1	1	2	1	14	1	21/28
<b>TOTALS</b>	<b>90</b>	<b>7,716</b>	<b>79.7</b>	<b>+699</b>	<b>7.8</b>	<b>67</b>	<b>92</b>	<b>42</b>	<b>3,396</b>	<b>80.9</b>	<b>+375</b>	<b>48</b>	<b>3,780</b>	<b>78.8</b>	<b>+324</b>	<b>0</b>	<b>3</b>	<b>4</b>	<b>7</b>	<b>1</b>	<b>43</b>	<b>3</b>	<b>65/83</b>



FISHER

## AMANDA FISHER • 5-4 • Korora, New South Wales, Australia • Bishop Druitt • 2001

Player	OVERALL													SPRING					FALL				
	Rd	Strk	Avg.	SCIRP	S-AV	Lo	Hi	Rd	Strk	Avg.	SCIRP	Rd	Strk	Avg.	SCIRP	Win	T5	T10	T20	60	70	<P	Rds/Tm
2000-01	14	1,117	79.8	+109	7.8	75	87	3	249	83.0	+33	11	868	78.9	+76	0	0	0	0	0	9	0	10/14



FOOTLIK

## JENN FOOTLIK • 5-5 • Dallas, Texas • Highland Park • 2001-02, 04

Player	OVERALL													SPRING					FALL				
	Rd	Strk	Avg.	SCIRP	S-AV	Lo	Hi	Rd	Strk	Avg.	SCIRP	Rd	Strk	Avg.	SCIRP	Win	T5	T10	T20	60	70	<P	Rds/Tm
2000-01	9	738	82.0	+90	10.0	75	91	1	91	91.0	+19	8	647	80.9	+71	0	0	0	0	0	4	0	3/7
2001-02	18	1,452	80.7	+156	8.7	76	93	13	1,060	81.5	+124	5	392	78.4	+32	0	0	0	0	0	9	0	10/13
2003-04	13	1,075	82.7	+139	10.7	76	91	6	493	82.2	+61	7	582	83.1	+78	0	0	0	0	0	4	0	2/3
<b>TOTALS</b>	<b>40</b>	<b>3,265</b>	<b>81.6</b>	<b>+385</b>	<b>9.6</b>	<b>75</b>	<b>93</b>	<b>20</b>	<b>1,644</b>	<b>82.2</b>	<b>+204</b>	<b>20</b>	<b>1,621</b>	<b>81.1</b>	<b>+181</b>	<b>0</b>	<b>0</b>	<b>0</b>	<b>0</b>	<b>0</b>	<b>17</b>	<b>0</b>	<b>15/23</b>



FORD

## ASHLEY FORD • 5-7 • Grand Junction, Colo. • Grand Junction • 1995-97

Player	OVERALL													SPRING					FALL				
	Rd	Strk	Avg.	SCIRP	S-AV	Lo	Hi	Rd	Strk	Avg.	SCIRP	Rd	Strk	Avg.	SCIRP	Win	T5	T10	T20	60	70	<P	Rds/Tm
1994-95	21	1,897	90.3	+421	20.1	42	102	11	976	88.7	+220	10	921	92.1	+201	0	0	2	2	0	0	0	17/21
1995-96	19	1,633	86.0	+265	14.0	80	94	5	441	88.2	+18	14	1,192	85.1	+184	0	0	0	0	0	0	0	17/19
1996-97	5	452	90.4	+92	18.4	87	95	—	—	—	—	5	452	90.4	+92	0	0	0	0	0	0	0	3/5
<b>TOTALS</b>	<b>45</b>	<b>3,982</b>	<b>88.5</b>	<b>+778</b>	<b>17.3</b>	<b>42</b>	<b>102</b>	<b>16</b>	<b>1,417</b>	<b>88.6</b>	<b>+301</b>	<b>29</b>	<b>2,565</b>	<b>88.5</b>	<b>+477</b>	<b>0</b>	<b>0</b>	<b>2</b>	<b>0</b>	<b>0</b>	<b>0</b>	<b>0</b>	<b>37/45</b>



FUNDINGSLAND

## JAIME FUNDINGSLAND • 6-0 • Minot, N.D. • Minot • 1997-2000

Player	OVERALL													SPRING					FALL				
	Rd	Strk	Avg.	SCIRP	S-AV	Lo	Hi	Rd	Strk	Avg.	SCIRP	Rd	Strk	Avg.	SCIRP	Win	T5	T10	T20	60	70	<P	Rds/Tm
1996-97	8	746	93.3	+167	20.9	84	103	—	—	—	—	8	746	93.3	+167	0	0	0	0	0	0	0	2/8
1997-98	11	938	85.3	+151	13.7	80	90	5	425	85.0	+67	6	513	85.5	+84	0	0	0	0	0	0	0	7/11
1998-99	19	1,562	82.2	+194	10.2	75	95	7	587	83.9	+83	12	975	81.3	+111	0	0	0	0	0	6	0	7/16
1999-2000	19	1,543	81.2	+175	9.2	76	86	8	660	82.5	+84	11	883	80.3	+91	0	0	0	0	0	3	0	14/17
<b>TOTALS</b>	<b>57</b>	<b>4,789</b>	<b>84.0</b>	<b>+687</b>	<b>12.1</b>	<b>75</b>	<b>103</b>	<b>20</b>	<b>1,672</b>	<b>83.6</b>	<b>+234</b>	<b>37</b>	<b>3,117</b>	<b>84.2</b>	<b>+453</b>	<b>0</b>	<b>0</b>	<b>0</b>	<b>0</b>	<b>0</b>	<b>9</b>	<b>0</b>	<b>30/52</b>



GAUSMAN

## LISE GAUSMAN • 5-11 • Fort Collins, Colo. • Fort Collins • 1995

Player	OVERALL													SPRING					FALL				
	Rd	Strk	Avg.	SCIRP	S-AV	Lo	Hi	Rd	Strk	Avg.	SCIRP	Rd	Strk	Avg.	SCIRP	Win	T5	T10	T20	60	70	<P	Rds/Tm
1994-95	1	92	92.0	+20	20.0	92	92	—	—	—	—	1	92	92.0	+20	0	0	1	1	0	0	0	1/1

# ALL-TIME PLAYER STATISTICS



GLENN

**TORI GLENN** • 5-7 • Castle Pines, Colo. • Valor Christian • 2015-p

Player	OVERALL													SPRING					FALL				
	Rd	Strk	Avg.	SCIRP	S-AV	Lo	Hi	Rd	Strk	Avg.	SCIRP	Rd	Strk	Avg.	SCIRP	Win	T5	T10	T20	60	70	<P	Rds/Tm
2014-15	16	1,290	80.6	+138	8.6	72	90	4	336	84.0	+48	12	954	79.5	+90	0	0	1	1	0	7	0	0/0



GROOMS

**ANN GROOMS** • 5-9 • Westminster, Colo. • Ranum • 1995-96

Player	OVERALL													SPRING					FALL				
	Rd	Strk	Avg.	SCIRP	S-AV	Lo	Hi	Rd	Strk	Avg.	SCIRP	Rd	Strk	Avg.	SCIRP	Win	T5	T10	T20	60	70	<P	Rds/Tm
1994-95	21	1,830	87.1	+354	16.9	40	98	11	935	85.0	+179	10	895	89.5	+175	0	2	2	2	0	0	0	21/21
1995-96	6	526	87.7	+94	15.7	85	92	—	—	—	—	6	526	87.7	+94	0	0	0	0	0	0	0	3/3
<b>TOTALS</b>	<b>27</b>	<b>2,356</b>	<b>87.3</b>	<b>+448</b>	<b>16.6</b>	<b>40</b>	<b>98</b>	<b>11</b>	<b>935</b>	<b>85.0</b>	<b>+179</b>	<b>16</b>	<b>1,421</b>	<b>88.8</b>	<b>+269</b>	<b>0</b>	<b>2</b>	<b>2</b>	<b>2</b>	<b>0</b>	<b>0</b>	<b>0</b>	<b>24/24</b>



HAASE

**MEGAN HAASE** • 5-8 • Spokane, Wash. • Lewis & Clark • 2013-p

Player	OVERALL													SPRING					FALL				
	Rd	Strk	Avg.	SCIRP	S-AV	Lo	Hi	Rd	Strk	Avg.	SCIRP	Rd	Strk	Avg.	SCIRP	Win	T5	T10	T20	60	70	<P	Rds/Tm
2012-13	26	2,048	78.8	+173	6.7	74	84	11	864	78.6	+72	15	1,184	78.9	+101	0	0	0	0	0	17	0	19/23
2013-14	6	496	82.7	+61	10.2	79	92	—	—	—	—	6	496	82.7	+61	0	0	0	0	0	2	0	1/3
2014-15	7	587	83.9	+83	11.9	77	95	1	79	79.0	+7	6	508	84.7	+76	0	0	1	1	0	2	0	0/0
<b>TOTALS</b>	<b>39</b>	<b>3,131</b>	<b>80.3</b>	<b>+317</b>	<b>8.1</b>	<b>74</b>	<b>95</b>	<b>12</b>	<b>943</b>	<b>78.6</b>	<b>+79</b>	<b>27</b>	<b>2,188</b>	<b>81.0</b>	<b>+238</b>	<b>0</b>	<b>0</b>	<b>1</b>	<b>1</b>	<b>0</b>	<b>21</b>	<b>0</b>	<b>20/26</b>



HALL

**ERIN HALL** • 5-5 • Colorado Springs, Colo. • Wasson • 1995

Player	OVERALL													SPRING					FALL				
	Rd	Strk	Avg.	SCIRP	S-AV	Lo	Hi	Rd	Strk	Avg.	SCIRP	Rd	Strk	Avg.	SCIRP	Win	T5	T10	T20	60	70	<P	Rds/Tm
1994-95	20	1,775	88.8	+371	18.6	45	102	11	963	87.6	+207	9	812	90.2	+164	0	0	0	1	0	0	0	18/20



HEFFER

**KELLY HEFFER** • 5-6 • Englewood, Colo. • Cherry Creek/Arizona • 1996-97

Player	OVERALL													SPRING					FALL				
	Rd	Strk	Avg.	SCIRP	S-AV	Lo	Hi	Rd	Strk	Avg.	SCIRP	Rd	Strk	Avg.	SCIRP	Win	T5	T10	T20	60	70	<P	Rds/Tm
1995-96	14	1,156	82.6	+151	10.8	74	92	14	1,156	82.6	+151	—	—	—	—	0	0	1	1	0	3	0	14/14
1996-97	29	2,310	79.7	+216	7.5	74	86	12	965	80.4	+98	17	1,345	79.2	+118	0	0	0	2	0	12	0	29/29
<b>TOTALS</b>	<b>43</b>	<b>3,466</b>	<b>80.6</b>	<b>+367</b>	<b>8.5</b>	<b>74</b>	<b>92</b>	<b>26</b>	<b>2,121</b>	<b>81.6</b>	<b>+249</b>	<b>17</b>	<b>1,345</b>	<b>79.1</b>	<b>+118</b>	<b>0</b>	<b>0</b>	<b>1</b>	<b>3</b>	<b>0</b>	<b>15</b>	<b>0</b>	<b>43/43</b>



HICKEL

**KIM HICKEL** • 5-11 • Englewood, Colo. • Cherry Creek • 1995

Player	OVERALL													SPRING					FALL				
	Rd	Strk	Avg.	SCIRP	S-AV	Lo	Hi	Rd	Strk	Avg.	SCIRP	Rd	Strk	Avg.	SCIRP	Win	T5	T10	T20	60	70	<P	Rds/Tm
1994-95	12	1,148	95.7	+284	23.7	90	103	2	188	94.0	+44	10	960	96.0	+240	0	0	0	1	0	0	0	5/12



HOCH

**HANNAH HOCH** • 5-8 • Turlock, Calif. • Turlock • 2004-07

Player	OVERALL													SPRING					FALL				
	Rd	Strk	Avg.	SCIRP	S-AV	Lo	Hi	Rd	Strk	Avg.	SCIRP	Rd	Strk	Avg.	SCIRP	Win	T5	T10	T20	60	70	<P	Rds/Tm
2003-04	32	2,461	76.9	+157	4.9	68	88	16	1,234	77.1	+82	16	1,227	76.7	+75	0	2	3	6	1	24	2	31/32
2004-05	31	2,318	74.8	+86	2.8	69	83	17	1,293	76.1	+69	14	1,025	73.2	+17	2	3	6	9	2	28	4	31/31
2005-06	32	2,474	77.3	+170	5.3	73	83	17	1,303	76.7	+79	15	1,171	78.1	+91	0	0	0	2	0	24	0	31/32
2006-07	25	1,933	77.3	+133	5.3	71	84	13	1,014	78.0	+78	12	919	76.6	+55	0	0	2	3	0	17	1	17/22
<b>TOTALS</b>	<b>120</b>	<b>9,186</b>	<b>76.6</b>	<b>+546</b>	<b>4.6</b>	<b>68</b>	<b>88</b>	<b>63</b>	<b>4,844</b>	<b>76.9</b>	<b>+308</b>	<b>57</b>	<b>4,342</b>	<b>76.2</b>	<b>+238</b>	<b>2</b>	<b>5</b>	<b>11</b>	<b>20</b>	<b>3</b>	<b>93</b>	<b>7</b>	<b>110/117</b>



JAKOBSSON

**GABRIELLA JAKOBSSON** • 5-8 • Stockholm, Sweden • Sodra Latin • 1998-99

Player	OVERALL													SPRING					FALL				
	Rd	Strk	Avg.	SCIRP	S-AV	Lo	Hi	Rd	Strk	Avg.	SCIRP	Rd	Strk	Avg.	SCIRP	Win	T5	T10	T20	60	70	<P	Rds/Tm
1997-98	Did Not Compete																						
1998-99	3	258	86.0	+42	14.0	82	90	—	—	—	—	3	258	86.0	+42	0	0	0	0	0	0	0	0/0



KARI

**MEAGHAN KARI** • 5-7 • Windsor, Calif. • Windsor/Santa Clara • 2010-12

Player	OVERALL													SPRING					FALL				
	Rd	Strk	Avg.	SCIRP	S-AV	Lo	Hi	Rd	Strk	Avg.	SCIRP	Rd	Strk	Avg.	SCIRP	Win	T5	T10	T20	60	70	<P	Rds/Tm
2009-10	14	1,115	79.6	+104	7.4	74	83	6	481	80.17	+49	8	634	79.2	+55	0	0	0	0	0	7	0	11/14
2010-11	11	882	80.2	+96	8.7	73	84	3	246	82.00	+36	8	636	79.5	+60	0	0	0	0	0	3	0	0/0
2011-12	3	236	78.7	+20	6.7	76	81	—	—	—	—	3	236	78.7	+20	0	0	0	0	0	2	0	0/3
<b>TOTALS</b>	<b>28</b>	<b>2,233</b>	<b>79.8</b>	<b>+220</b>	<b>7.8</b>	<b>73</b>	<b>84</b>	<b>9</b>	<b>727</b>	<b>80.78</b>	<b>+85</b>	<b>19</b>	<b>1,506</b>	<b>79.3</b>	<b>+135</b>	<b>0</b>	<b>0</b>	<b>0</b>	<b>0</b>	<b>0</b>	<b>12</b>	<b>0</b>	<b>11/17</b>



A. KEATING

**ALEXIS KEATING** • 5-6 • Elma, Wash. • Elma • 2013-p

Player	OVERALL													SPRING					FALL				
	Rd	Strk	Avg.	SCIRP	S-AV	Lo	Hi	Rd	Strk	Avg.	SCIRP	Rd	Strk	Avg.	SCIRP	Win	T5	T10	T20	60	70	<P	Rds/Tm
2012-13	32	2,459	76.8	+155	4.8	69	83	17	1,302	76.6	+81	15	1,157	77.1	+74	0	0	0	0	1	23	1	30/32
2013-14	32	2,483	77.6	+175	5.5	71	87	20	1,540	77.0	+102	12	943	78.6	+73	0	0	0	2	0	22	1	25/32
2014-15	31	2,326	75.0	+107	3.5	66	86	20	1,501	75.1	+77	11	825	75.0	+30	0	2	2	4	1	25	3	28/31
<b>TOTALS</b>	<b>95</b>	<b>7,268</b>	<b>76.5</b>	<b>+437</b>	<b>4.6</b>	<b>66</b>	<b>87</b>	<b>57</b>	<b>4,343</b>	<b>76.2</b>	<b>+260</b>	<b>38</b>	<b>2,925</b>	<b>77.0</b>	<b>+177</b>	<b>0</b>	<b>2</b>	<b>2</b>	<b>6</b>	<b>2</b>	<b>70</b>	<b>5</b>	<b>83/95</b>



KERR

**ERIN KERR** • 5-7 • Phoenix, Ariz. • Xavier Prep/California • 2001-03

Player	OVERALL													SPRING					FALL				
	Rd	Strk	Avg.	SCIRP	S-AV	Lo	Hi	Rd	Strk	Avg.	SCIRP	Rd	Strk	Avg.	SCIRP	Win	T5	T10	T20	60	70	<P	Rds/Tm
2000-01	29	2,244	77.4	+156	5.4	69	87	15	1,167	77.8	+87	14	1,077	76.9	+69	0	2	2	6	1	22	1	29/29
2001-02	29	2,208	76.1	+120	4.1	70	85	16	1,211	75.7	+59	13	997	76.7	+61	0	2	3	8	0	22	4	28/29
2002-03	31	2,350	75.8	+121	3.9	71	85	15	1,149	76.6	+72	16	1,201	75.1	+49	0	4	5	7	0	25	4	29/31
<b>TOTALS</b>	<b>89</b>	<b>6,802</b>	<b>76.4</b>	<b>+397</b>	<b>4.5</b>	<b>69</b>	<b>87</b>	<b>46</b>	<b>3,527</b>	<b>76.7</b>	<b>+218</b>	<b>43</b>	<b>3,275</b>	<b>76.2</b>	<b>+179</b>	<b>0</b>	<b>8</b>	<b>10</b>	<b>21</b>	<b>1</b>	<b>69</b>	<b>9</b>	<b>86/89</b>

# ALL-TIME PLAYER STATISTICS



C. KIM

## CHRISTINE KIM • 5-3 • Pahoia, Hawai'i • Waiakea • 2007-10

Player	OVERALL													SPRING					FALL				
	Rd	Strk	Avg.	SCIRP	S-AV	Lo	Hi	Rd	Strk	Avg.	SCIRP	Rd	Strk	Avg.	SCIRP	Win	T5	T10	T20	60	70	<P	Rds/Tm
2006-07	22	1,725	78.4	+141	6.4	71	90	10	783	78.3	+63	12	942	78.5	+78	0	0	0	0	0	16	1	14/16
2007-08	20	1,566	78.3	+134	6.7	72	87	20	1,566	78.3	+134	—	—	—	—	0	0	1	1	0	12	0	16/20
2008-09	27	2,141	79.3	+188	7.0	72	90	18	1,428	79.4	+130	9	712	79.1	+58	0	0	0	1	0	16	0	20/27
2009-10	32	2,440	76.3	+136	4.3	70	82	18	1,377	76.5	+84	14	1,063	75.9	+52	0	0	0	0	0	28	2	30/32
<b>TOTALS</b>	<b>101</b>	<b>7,872</b>	<b>77.9</b>	<b>+599</b>	<b>5.9</b>	<b>70</b>	<b>90</b>	<b>66</b>	<b>5,155</b>	<b>78.1</b>	<b>+411</b>	<b>35</b>	<b>2,717</b>	<b>77.6</b>	<b>+188</b>	<b>0</b>	<b>0</b>	<b>1</b>	<b>2</b>	<b>0</b>	<b>72</b>	<b>3</b>	<b>80/95</b>



J. KIM

## JULIE KIM • 5-4 • Port Coquitlam, British Columbia, Canada • British Columbia Christian Academy • 2007-10

Player	OVERALL													SPRING					FALL				
	Rd	Strk	Avg.	SCIRP	S-AV	Lo	Hi	Rd	Strk	Avg.	SCIRP	Rd	Strk	Avg.	SCIRP	Win	T5	T10	T20	60	70	<P	Rds/Tm
2006-07	28	2,134	76.2	+118	4.2	67	88	16	1,225	76.6	+73	12	909	75.8	+45	0	1	2	4	2	19	3	25/28
2007-08	21	1,600	76.2	+91	4.3	69	83	6	462	77.0	+36	15	1,138	75.9	+55	0	0	1	4	1	17	2	20/21
2008-09	25	1,918	76.7	+112	4.5	71	84	16	1,235	77.2	+80	9	683	75.9	+32	0	0	0	1	0	19	1	21/25
2009-10	18	1,394	77.4	+98	5.4	72	82	6	473	78.8	+44	12	921	76.8	+54	0	0	0	0	0	14	0	13/15
<b>TOTALS</b>	<b>92</b>	<b>7,046</b>	<b>76.6</b>	<b>+419</b>	<b>4.6</b>	<b>67</b>	<b>88</b>	<b>44</b>	<b>3,395</b>	<b>77.2</b>	<b>+233</b>	<b>48</b>	<b>3,651</b>	<b>76.1</b>	<b>+186</b>	<b>0</b>	<b>1</b>	<b>3</b>	<b>9</b>	<b>3</b>	<b>69</b>	<b>6</b>	<b>79/89</b>



KO

## CIERRA KO • 5-3 • Colorado Springs, Colo. • Harrison • 2006-09

Player	OVERALL													SPRING					FALL				
	Rd	Strk	Avg.	SCIRP	S-AV	Lo	Hi	Rd	Strk	Avg.	SCIRP	Rd	Strk	Avg.	SCIRP	Win	T5	T10	T20	60	70	<P	Rds/Tm
2005-06	6	487	81.2	+55	9.2	79	85	—	—	—	—	6	487	81.2	+55	0	0	0	0	0	1	0	1/6
2006-07	3	241	80.3	+25	8.3	78	85	—	—	—	—	3	241	80.3	+25	0	0	0	0	0	2	0	0/0
2007-08	29	2,400	82.8	+311	10.7	75	92	14	1,156	82.6	+150	15	1,244	82.9	+161	0	0	0	0	0	6	0	13/29
2008-09	6	491	81.8	+59	9.8	77	86	3	241	80.3	+25	3	250	83.3	+34	0	0	0	0	0	2	0	0/0
<b>TOTALS</b>	<b>44</b>	<b>3,619</b>	<b>82.3</b>	<b>+450</b>	<b>10.2</b>	<b>75</b>	<b>92</b>	<b>17</b>	<b>1,397</b>	<b>82.2</b>	<b>+175</b>	<b>27</b>	<b>2,222</b>	<b>82.3</b>	<b>+275</b>	<b>0</b>	<b>0</b>	<b>0</b>	<b>0</b>	<b>0</b>	<b>11</b>	<b>0</b>	<b>14/35</b>



KOTH

## LINDSAY KOTH • 5-6 • Middleton, Wisc. • Edgewood • 2004-07

Player	OVERALL													SPRING					FALL				
	Rd	Strk	Avg.	SCIRP	S-AV	Lo	Hi	Rd	Strk	Avg.	SCIRP	Rd	Strk	Avg.	SCIRP	Win	T5	T10	T20	60	70	<P	Rds/Tm
2003-04	4	337	84.3	+49	12.3	83	86	2	169	84.5	+25	2	168	84.0	+24	0	0	0	0	0	0	0	1/2
2004-05	5	400	80.0	+40	8.0	76	83	3	240	80.0	+24	2	160	80.0	+16	0	0	0	0	0	2	0	0/0
2005-06	26	2,072	79.7	+200	7.7	73	88	17	1,337	78.7	+113	9	735	81.7	+87	0	0	0	0	0	15	0	14/22
2006-07	12	940	78.3	+76	6.3	72	82	3	232	77.3	+16	9	708	78.7	+60	0	0	0	0	0	7	0	6/6
<b>TOTALS</b>	<b>47</b>	<b>3,749</b>	<b>79.8</b>	<b>+365</b>	<b>7.8</b>	<b>72</b>	<b>88</b>	<b>25</b>	<b>1,978</b>	<b>79.1</b>	<b>+178</b>	<b>22</b>	<b>1,771</b>	<b>80.5</b>	<b>+187</b>	<b>0</b>	<b>0</b>	<b>0</b>	<b>0</b>	<b>0</b>	<b>24</b>	<b>0</b>	<b>21/30</b>



LEE

## ESTHER LEE • 5-6 • Los Alamitos, Calif. • Los Alamitos/Duke • 2015-p

Player	OVERALL													SPRING					FALL				
	Rd	Strk	Avg.	SCIRP	S-AV	Lo	Hi	Rd	Strk	Avg.	SCIRP	Rd	Strk	Avg.	SCIRP	Win	T5	T10	T20	60	70	<P	Rds/Tm
2014-15	31	2,264	73.0	+40	1.3	67	79	20	1,445	72.3	+16	11	819	74.5	+24	1	3	7	10	5	26	8	31/31



LINTON

## LINDASUE LINTON • 5-6 • Northglenn, Colo. • Skyline • 1995-98

Player	OVERALL													SPRING					FALL				
	Rd	Strk	Avg.	SCIRP	S-AV	Lo	Hi	Rd	Strk	Avg.	SCIRP	Rd	Strk	Avg.	SCIRP	Win	T5	T10	T20	60	70	<P	Rds/Tm
1994-95	12	1,077	89.8	+249	20.8	46	103	11	981	89.2	+225	1	96	96.0	+24	0	0	0	2	0	0	0	7/12
1995-96	26	2,242	86.2	+373	14.4	79	109	12	1,040	86.7	+179	14	1,202	85.9	+194	0	0	0	0	0	1	0	19/26
1996-97	29	2,473	85.3	+379	13.1	79	93	12	1,021	85.1	+154	17	1,452	85.4	+225	0	0	0	0	0	3	0	23/29
1997-98	14	1,184	84.6	+178	12.1	77	90	8	686	85.8	+112	6	498	83.0	+66	0	0	0	0	0	2	0	9/14
<b>TOTALS</b>	<b>81</b>	<b>6,976</b>	<b>86.1</b>	<b>+1,179</b>	<b>14.6</b>	<b>46</b>	<b>109</b>	<b>43</b>	<b>3,728</b>	<b>86.7</b>	<b>+670</b>	<b>38</b>	<b>3,248</b>	<b>85.5</b>	<b>+509</b>	<b>0</b>	<b>0</b>	<b>0</b>	<b>0</b>	<b>0</b>	<b>6</b>	<b>0</b>	<b>58/81</b>



MALCOLM

## JESSIE MALCOLM • 5-6 • Scottsdale, Ariz. • Chaparral • 2003-06

Player	OVERALL													SPRING					FALL				
	Rd	Strk	Avg.	SCIRP	S-AV	Lo	Hi	Rd	Strk	Avg.	SCIRP	Rd	Strk	Avg.	SCIRP	Win	T5	T10	T20	60	70	<P	Rds/Tm
2002-03	4	327	81.8	+39	9.8	79	85	—	—	—	—	4	327	81.8	+39	0	0	0	0	0	1	0	1/2
2003-04	21	1,744	83.1	+232	11.1	71	92	11	928	84.4	+136	10	816	81.6	+96	0	0	0	0	0	4	1	11/17
2004-05	28	2,242	80.1	+229	8.2	71	91	17	1,354	79.7	+133	11	888	80.7	+96	0	0	0	0	0	10	0	16/28
2005-06	12	949	79.1	+85	7.1	75	82	—	—	—	—	12	949	79.1	+85	0	0	0	0	0	7	0	8/9
<b>TOTALS</b>	<b>65</b>	<b>5,262</b>	<b>81.0</b>	<b>+585</b>	<b>9.0</b>	<b>71</b>	<b>92</b>	<b>28</b>	<b>2,282</b>	<b>81.5</b>	<b>+269</b>	<b>37</b>	<b>2,980</b>	<b>80.5</b>	<b>+316</b>	<b>0</b>	<b>0</b>	<b>0</b>	<b>0</b>	<b>0</b>	<b>22</b>	<b>1</b>	<b>36/56</b>



MOULLET

## LYNN ANN MORETTO • 5-2 • Englewood, Colo. • Cherry Creek/Mississippi • 2000-03

Player	OVERALL													SPRING					FALL				
	Rd	Strk	Avg.	SCIRP	S-AV	Lo	Hi	Rd	Strk	Avg.	SCIRP	Rd	Strk	Avg.	SCIRP	Win	T5	T10	T20	60	70	<P	Rds/Tm
1999-2000	25	2,015	80.6	+215	8.6	74	91	14	1,145	81.8	+137	11	870	79.1	+78	0	0	0	0	0	11	0	21/25
2000-01	Medical Hardship																						
2001-02	21	1,711	81.5	+199	9.5	69	93	8	679	84.9	+103	13	1,032	79.4	+96	0	0	0	1	1	7	1	13/19
2002-03	11	884	80.4	+92	8.4	77	86	—	—	—	—	11	884	80.4	+92	0	0	0	1	0	7	0	7/11
<b>TOTALS</b>	<b>57</b>	<b>4,610</b>	<b>80.9</b>	<b>+506</b>	<b>8.9</b>	<b>69</b>	<b>93</b>	<b>22</b>	<b>1,824</b>	<b>82.9</b>	<b>+240</b>	<b>35</b>	<b>2,786</b>	<b>79.6</b>	<b>+266</b>	<b>0</b>	<b>0</b>	<b>0</b>	<b>4</b>	<b>1</b>	<b>25</b>	<b>1</b>	<b>41/55</b>



MORETTO

## KYLEE MOULLET • 5-7 • Bozeman, Mont. • Bozeman • 1995-98

Player	OVERALL													SPRING					FALL				
	Rd	Strk	Avg.	SCIRP	S-AV	Lo	Hi	Rd	Strk	Avg.	SCIRP	Rd	Strk	Avg.	SCIRP	Win	T5	T10	T20	60	70	<P	Rds/Tm
1994-95	18	1,604	89.1	+344	19.1	45	104	11	942	85.6	+186	7	662	94.6	+158	0	0	1	2	0	1	0	14/18
1995-96	25																						

# ALL-TIME PLAYER STATISTICS



NOLAN

## KATY NOLAN

• 5-2 • Saline, Mich. • Saline • 1998-2001

Player	OVERALL													SPRING			FALL			Win	T5	T10	T20	60	70	<P	Rds/Tm
	Rd	Strk	Avg.	SCIRP	S-AV	Lo	Hi	Rd	Strk	Avg.	SCIRP	Rd	Strk	Avg.	SCIRP												
1997-98	5	431	86.2	+71	14.2	81	90	2	175	87.5	+31	3	256	85.3	+40	0	0	0	0	0	0	0	2/5				
1998-99	9	733	81.4	+85	9.4	77	88	3	250	83.3	+34	6	483	80.5	+51	0	0	0	0	0	3	0	5/9				
1999-2000	31	2,527	81.5	+295	9.5	72	89	17	1,387	81.6	+163	14	1,140	81.4	+132	0	0	0	1	0	12	0	19/28				
2000-01	17	1,339	78.8	+115	6.8	73	84	15	1,188	79.2	+108	2	151	75.5	+7	0	0	1	2	0	13	0	15/17				
<b>TOTALS</b>	<b>62</b>	<b>5,030</b>	<b>81.1</b>	<b>+566</b>	<b>9.1</b>	<b>72</b>	<b>90</b>	<b>37</b>	<b>3,000</b>	<b>81.1</b>	<b>+336</b>	<b>25</b>	<b>2,030</b>	<b>+81.2</b>	<b>+230</b>	<b>0</b>	<b>0</b>	<b>1</b>	<b>3</b>	<b>0</b>	<b>28</b>	<b>0</b>	<b>41/61</b>				




NOON

## ABBY NOON

• 5-3 • Fort Collins, Colo. • Arcata • 1999-2000

Player	OVERALL													SPRING			FALL			Win	T5	T10	T20	60	70	<P	Rds/Tm
	Rd	Strk	Avg.	SCIRP	S-AV	Lo	Hi	Rd	Strk	Avg.	SCIRP	Rd	Strk	Avg.	SCIRP												
1998-99	16	1,327	82.9	+175	10.9	75	93	10	811	81.1	+91	6	516	86.0	+84	0	0	0	0	0	5	0	9/13				
1999-2000	5	418	83.6	+58	11.6	75	89	3	259	86.3	+43	2	159	79.5	+15	0	0	0	0	0	1	0	2/3				
<b>TOTALS</b>	<b>21</b>	<b>1,745</b>	<b>83.1</b>	<b>+233</b>	<b>11.1</b>	<b>75</b>	<b>93</b>	<b>13</b>	<b>1,070</b>	<b>82.3</b>	<b>+134</b>	<b>8</b>	<b>675</b>	<b>84.4</b>	<b>+99</b>	<b>0</b>	<b>0</b>	<b>0</b>	<b>0</b>	<b>0</b>	<b>6</b>	<b>0</b>	<b>11/16</b>				



OLEKSIEW

## JAMIE OLEKSIEW

• 5-5 • Vancouver, British Columbia • IMG Pendleton, Fla. • 2013-p

Player	OVERALL													SPRING			FALL			Win	T5	T10	T20	60	70	<P	Rds/Tm
	Rd	Strk	Avg.	SCIRP	S-AV	Lo	Hi	Rd	Strk	Avg.	SCIRP	Rd	Strk	Avg.	SCIRP												
2012-13	23	1,771	77.0	+115	5.0	72	83	17	1,308	76.9	+87	6	463	77.2	+28	0	0	0	0	0	18	0	17/20				
2013-14	31	2,400	77.4	+164	5.3	72	86	19	1,500	78.9	+134	12	900	75.0	+30	0	0	0	2	0	24	0	26/31				
2014-15	29	2,284	78.8	+202	7.0	73	86	18	1,425	79.2	+138	11	859	78.1	+64	0	0	0	1	0	17	0	17/29				
<b>TOTALS</b>	<b>83</b>	<b>6,455</b>	<b>77.7</b>	<b>+481</b>	<b>5.7</b>	<b>72</b>	<b>86</b>	<b>54</b>	<b>4,233</b>	<b>78.3</b>	<b>+359</b>	<b>29</b>	<b>2,222</b>	<b>76.6</b>	<b>+122</b>	<b>0</b>	<b>0</b>	<b>0</b>	<b>3</b>	<b>0</b>	<b>59</b>	<b>0</b>	<b>60/80</b>				



PARKHILL

## ANDREA PARKHILL

• 5-7 • Carson City, Nev. • Carson City • 1995

Player	OVERALL													SPRING			FALL			Win	T5	T10	T20	60	70	<P	Rds/Tm
	Rd	Strk	Avg.	SCIRP	S-AV	Lo	Hi	Rd	Strk	Avg.	SCIRP	Rd	Strk	Avg.	SCIRP												
1994-95	1	102	102.0	+30	30.0	102	102	—	—	—	—	1	102	102.0	+30	0	0	0	1	0	0	0	0	0/1			



C.PERSSON-GULDA

## CHARLOTTE PERSSON-GULDA

• 5-3 • Halmstad, Sweden • Kattegatt • 2005-06

Player	OVERALL													SPRING			FALL			Win	T5	T10	T20	60	70	<P	Rds/Tm
	Rd	Strk	Avg.	SCIRP	S-AV	Lo	Hi	Rd	Strk	Avg.	SCIRP	Rd	Strk	Avg.	SCIRP												
2004-05	8	685	85.6	+109	13.6	79	97	—	—	—	8	685	85.6	+109	0	0	0	0	0	1	0	0	0/3				
2005-06	5	421	84.2	+61	12.2	81	78	2	166	83.0	+22	3	255	85.0	+39	0	0	0	0	0	0	0	1/2				
<b>TOTALS</b>	<b>13</b>	<b>1,106</b>	<b>85.1</b>	<b>+170</b>	<b>13.1</b>	<b>79</b>	<b>97</b>	<b>2</b>	<b>166</b>	<b>83.0</b>	<b>+22</b>	<b>11</b>	<b>940</b>	<b>85.5</b>	<b>+148</b>	<b>0</b>	<b>0</b>	<b>0</b>	<b>0</b>	<b>0</b>	<b>1</b>	<b>0</b>	<b>1/5</b>				



M.PERSSON GULDA

## MARIA PERSSON-GULDA

• 5-3 • Halmstad, Sweden • Kattegatt • 2003-06

Player	OVERALL													SPRING			FALL			Win	T5	T10	T20	60	70	<P	Rds/Tm
	Rd	Strk	Avg.	SCIRP	S-AV	Lo	Hi	Rd	Strk	Avg.	SCIRP	Rd	Strk	Avg.	SCIRP												
2002-03	28	2,233	79.8	+220	7.9	73	87	15	1,206	80.4	+129	13	1,027	79.0	+91	0	0	0	1	0	14	0	22/28				
2003-04	32	2,475	77.3	+171	5.3	71	87	16	1,268	79.3	+116	16	1,207	75.4	+55	0	1	1	6	0	21	1	30/32				
2004-05	31	2,392	77.2	+160	5.2	70	88	17	1,335	78.5	+111	14	1,057	75.5	+49	0	1	2	4	0	23	1	30/31				
2005-06	32	2,445	76.4	+141	4.4	71	84	17	1,293	76.1	+69	15	1,152	76.8	+72	0	1	2	4	0	27	2	30/32				
<b>TOTALS</b>	<b>123</b>	<b>9,545</b>	<b>77.6</b>	<b>+692</b>	<b>5.6</b>	<b>70</b>	<b>88</b>	<b>65</b>	<b>5,102</b>	<b>78.5</b>	<b>+425</b>	<b>58</b>	<b>4,443</b>	<b>76.6</b>	<b>+267</b>	<b>0</b>	<b>3</b>	<b>5</b>	<b>15</b>	<b>0</b>	<b>85</b>	<b>4</b>	<b>112/123</b>				



PRITCHARD

## JO PRITCHARD

• 5-6 • Newport, South Wales, Australia • St. Joseph's • 2001-02

Player	OVERALL													SPRING			FALL			Win	T5	T10	T20	60	70	<P	Rds/Tm
	Rd	Strk	Avg.	SCIRP	S-AV	Lo	Hi	Rd	Strk	Avg.	SCIRP	Rd	Strk	Avg.	SCIRP												
2000-01	23	1,851	80.5	+195	8.5	74	92	9	741	82.3	+93	14	1,110	79.3	+102	0	0	0	1	0	12	0	18/23				
2001-02	10	779	77.9	+59	5.9	74	82	3	227	75.7	+11	7	552	78.9	+48	0	0	1	2	0	8	0	7/8				
<b>TOTALS</b>	<b>33</b>	<b>2,630</b>	<b>79.7</b>	<b>+254</b>	<b>7.7</b>	<b>74</b>	<b>92</b>	<b>12</b>	<b>968</b>	<b>80.7</b>	<b>+104</b>	<b>21</b>	<b>1,662</b>	<b>79.1</b>	<b>+150</b>	<b>0</b>	<b>0</b>	<b>1</b>	<b>3</b>	<b>0</b>	<b>20</b>	<b>0</b>	<b>25/31</b>				



PYTLEWSKI

## DOMINIQUE PYTLEWSKI

• 5-6 • Vancouver, British Columbia, Canada • St. Thomas Aquinas • 2007-10

Player	OVERALL													SPRING			FALL			Win	T5	T10	T20	60	70	<P	Rds/Tm
	Rd	Strk	Avg.	SCIRP	S-AV	Lo	Hi	Rd	Strk	Avg.	SCIRP	Rd	Strk	Avg.	SCIRP												
2006-07	31	2,410	77.7	+178	5.7	72	86	16	1,246	77.9	+94	15	1,164	77.6	+84	0	0	1	1	0	24	0	23/31				
2007-08	35	2,674	76.4	+159	4.5	70	90	20	1,562	78.1	+130	15	1,112	74.1	+29	1	3	5	5	0	28	5	32/35				
2008-09	33	2,541	77.0	+156	4.7	68	89	18	1,405	78.1	+106	15	1,136	75.7	+50	0	0	1	1	2	22	7	27/33				
2009-10	29	2,277	78.5	+189	6.5	71	89	15	1,204	80.3	+127	14	1,073	76.6	+62	0	0	0	1	0	17	1	19/29				
<b>TOTALS</b>	<b>128</b>	<b>9,902</b>	<b>77.4</b>	<b>+682</b>	<b>5.3</b>	<b>68</b>	<b>90</b>	<b>69</b>	<b>5,415</b>	<b>78.5</b>	<b>+457</b>	<b>59</b>	<b>4,485</b>	<b>76.0</b>	<b>+225</b>	<b>1</b>	<b>0</b>	<b>7</b>	<b>8</b>	<b>2</b>	<b>91</b>	<b>13</b>	<b>101/128</b>				



RELLA

## ALLISON RELLA

• 5-7 • Cranbrook, British Columbia, Canada • Mount Baker Secondary • 2002-05

Player	OVERALL													SPRING			FALL			Win	T5	T10	T20	60	70	<P	Rds/Tm
	Rd	Strk	Avg.	SCIRP	S-AV	Lo	Hi	Rd	Strk	Avg.	SCIRP	Rd	Strk	Avg.	SCIRP												
2001-02	26	2,063	79.4	+191	7.4	72	88	13	1,035	79.6	+99	13	1,028	79.1	+92	0	0	1	1	0	14	0	22/26				
2002-03	30	2,336	77.9	+179	6.0	72	87	15	1,182	78.8	+105	15	1,154	76.9	+74	0	1	1	4	0	22	0	27/30				
2003-04	29	2,302	79.4	+214	7.4	71	93	13	1,047	80.5	+111	16	1,255	78.4	+103	0	1	1	4	0	16	1	23/27				
2004-05	28	2,144	76.6	+125	4.5	70	82	14	1,083	77.4	+72	14	1,061	75.8	+53	0	2	2	6	0	21	1	28/28				
<b>TOTALS</b> </																											

# ALL-TIME PLAYER STATISTICS



SENGER

## LINDSAY SENGER • 5-8 • Louisville, Colo. • Monarch • 2005-08

Player	OVERALL			SPRING										FALL									
	Rd	Strk	Avg.	SCIRP	S-AV	Lo	Hi	Rd	Strk	Avg.	SCIRP	Rd	Strk	Avg.	SCIRP	Win	T5	T10	T20	60	70	<P	Rds/Tm
2004-05	19	1,566	82.4	+195	10.3	75	93	8	687	85.9	+108	11	879	79.9	+87	0	0	0	0	0	7	0	9/15
2005-06	26	2,082	80.1	+210	8.1	74	85	17	1,354	79.7	+130	9	728	80.9	+80	0	0	0	0	0	14	0	17/26
2006-07	29	2,227	76.8	+139	4.8	70	83	14	1,069	76.4	+61	15	1,158	77.2	+78	0	1	2	3	0	21	2	22/27
2007-08	35	2,708	77.4	+193	5.5	71	87	20	1,564	78.2	+132	15	1,144	76.3	+61	0	0	1	2	0	26	1	34/35
<b>TOTALS</b>	<b>109</b>	<b>8,583</b>	<b>78.7</b>	<b>+737</b>	<b>6.8</b>	<b>70</b>	<b>93</b>	<b>59</b>	<b>4,674</b>	<b>79.2</b>	<b>+431</b>	<b>50</b>	<b>3,909</b>	<b>78.2</b>	<b>+306</b>	<b>0</b>	<b>1</b>	<b>3</b>	<b>5</b>	<b>0</b>	<b>68</b>	<b>3</b>	<b>82/103</b>



SENNETT

## NICOLE SENNETT • 5-7 • Harvey's Lake, Pa. • Bishop O'Reilly • 1995

Player	OVERALL			SPRING										FALL									
	Rd	Strk	Avg.	SCIRP	S-AV	Lo	Hi	Rd	Strk	Avg.	SCIRP	Rd	Strk	Avg.	SCIRP	Win	T5	T10	T20	60	70	<P	Rds/Tm
1994-95	25	2,129	85.2	+332	13.3	76	91	11	950	86.4	+161	14	1,179	84.2	+171	0	0	0	0	0	2	0	23/25



SIMICH

## STEPHANIE SIMICH • 6-0 • Mississauga, Ontario, Canada • Clarkson Secondary • 2008-10

Player	OVERALL			SPRING										FALL									
	Rd	Strk	Avg.	SCIRP	S-AV	Lo	Hi	Rd	Strk	Avg.	SCIRP	Rd	Strk	Avg.	SCIRP	Win	T5	T10	T20	60	70	<P	Rds/Tm
2007-08	35	2,736	78.2	+221	6.3	69	89	20	1,561	78.1	+129	15	1,175	78.3	+92	0	0	0	2	1	21	2	30/35
2008-09	30	2,340	78.0	+174	5.8	71	89	18	1,414	75.6	+115	12	926	77.2	+59	0	0	1	2	0	21	1	24/30
2009-10	17	1,340	78.8	+116	6.8	73	88	9	702	78.0	+54	8	638	79.8	+62	0	0	0	0	0	10	0	11/14
<b>TOTALS</b>	<b>83</b>	<b>6,416</b>	<b>78.2</b>	<b>+511</b>	<b>6.2</b>	<b>69</b>	<b>89</b>	<b>47</b>	<b>3,677</b>	<b>78.2</b>	<b>+298</b>	<b>35</b>	<b>2,739</b>	<b>78.3</b>	<b>+213</b>	<b>0</b>	<b>0</b>	<b>1</b>	<b>4</b>	<b>1</b>	<b>52</b>	<b>3</b>	<b>65/80</b>



SNOWGREN

## KATRINA SNOWGREN • 5-7 • Kingwood, Texas • Kingwood • 1997

Player	OVERALL			SPRING										FALL									
	Rd	Strk	Avg.	SCIRP	S-AV	Lo	Hi	Rd	Strk	Avg.	SCIRP	Rd	Strk	Avg.	SCIRP	Win	T5	T10	T20	60	70	<P	Rds/Tm
1996-97	21	1,806	86.0	+285	13.6	80	96	9	780	86.7	+129	12	1,026	85.5	+156	0	0	0	0	0	0	0	16/21



STETSER

## JOEY STETSER • 5-9 • Phoenix, Ariz. • Shadow Mountain • 2002-04

Player	OVERALL			SPRING										FALL									
	Rd	Strk	Avg.	SCIRP	S-AV	Lo	Hi	Rd	Strk	Avg.	SCIRP	Rd	Strk	Avg.	SCIRP	Win	T5	T10	T20	60	70	<P	Rds/Tm
2001-02	24	1,993	83.0	+265	11.0	77	93	14	1,169	83.5	+161	10	824	82.4	+104	0	0	0	0	0	6	0	8/17
2002-03	25	2,023	80.9	+226	9.0	75	88	15	1,235	82.3	+158	10	788	78.8	+68	0	0	0	1	0	10	0	17/25
2003-04	10	803	80.3	+83	8.3	75	84	—	—	—	—	10	803	80.3	+83	0	0	0	0	0	5	0	6/10
<b>TOTALS</b>	<b>59</b>	<b>4,819</b>	<b>81.7</b>	<b>+574</b>	<b>9.7</b>	<b>75</b>	<b>93</b>	<b>29</b>	<b>2,404</b>	<b>82.9</b>	<b>+319</b>	<b>30</b>	<b>2,415</b>	<b>80.5</b>	<b>+255</b>	<b>0</b>	<b>0</b>	<b>0</b>	<b>1</b>	<b>0</b>	<b>21</b>	<b>0</b>	<b>31/52</b>



STEWART

## ALEX STEWART • 5-4 • Elk Grove, Calif. • Homeschooled/Purdue • 2012


Player	OVERALL			SPRING										FALL									
	Rd	Strk	Avg.	SCIRP	S-AV	Lo	Hi	Rd	Strk	Avg.	SCIRP	Rd	Strk	Avg.	SCIRP	Win	T5	T10	T20	60	70	<P	Rds/Tm
2011-12	36	2,657	73.8	+65	1.8	67	80	24	1,765	73.5	+40	12	892	74.3	+25	1	3	6	6	2	32	10	34/36



TALLEY

## EMILY TALLEY • 5-9 • Napa, Calif. • R.L. Stevenson • 2009-12

Player	OVERALL			SPRING										FALL									
	Rd	Strk	Avg.	SCIRP	S-AV	Lo	Hi	Rd	Strk	Avg.	SCIRP	Rd	Strk	Avg.	SCIRP	Win	T5	T10	T20	60	70	<P	Rds/Tm
2008-09	33	2,489	75.4	+104	3.2	70	83	18	1,379	76.6	+80	15	1,110	74.0	+24	0	0	4	6	0	30	4	32/33
2009-10	32	2,398	74.9	+94	2.9	69	84	18	1,355	75.3	+62	14	1,043	74.5	+32	0	2	4	7	1	28	5	31/32
2010-11	35	2,580	73.7	+65	1.9	67	81	20	1,490	74.5	+58	15	1,090	72.7	+7	0	3	7	10	3	31	9	33/35
2011-12	37	2,737	73.9	+73	2.0	66	78	25	1,840	73.6	+43	12	897	74.8	+30	0	2	4	8	3	34	6	36/37
<b>TOTALS</b>	<b>137</b>	<b>10,204</b>	<b>74.5</b>	<b>+336</b>	<b>2.4</b>	<b>66</b>	<b>84</b>	<b>81</b>	<b>6,064</b>	<b>74.8</b>	<b>+243</b>	<b>56</b>	<b>4,140</b>	<b>73.9</b>	<b>+93</b>	<b>0</b>	<b>7</b>	<b>19</b>	<b>31</b>	<b>7</b>	<b>123</b>	<b>24</b>	<b>132/137</b>



THE

## TESSA THE • 5-6 • Los Altos, Calif. • Los Altos • 2011

Player	OVERALL			SPRING										FALL									
	Rd	Strk	Avg.	SCIRP	S-AV	Lo	Hi	Rd	Strk	Avg.	SCIRP	Rd	Strk	Avg.	SCIRP	Win	T5	T10	T20	60	70	<P	Rds/Tm
2010-11	17	1,349	79.4	+124	7.3	72	89	8	651	81.4	+77	9	698	77.6	+47	0	0	0	1	0	11	0	2/6



THOMAS

## MICHELLE THOMAS • 5-6 • Littleton, Colo. • Heritage • 1996-99

Player	OVERALL			SPRING										FALL									
	Rd	Strk	Avg.	SCIRP	S-AV	Lo	Hi	Rd	Strk	Avg.	SCIRP	Rd	Strk	Avg.	SCIRP	Win	T5	T10	T20	60	70	<P	Rds/Tm
1995-96	24	2,000	83.3	+275	11.5	76	90	12	1,013	84.2	+152	12	987	82.3	+123	0	0	0	1	0	4	0	22/24
1996-97	29	2,390	82.4	+296	10.2	76	92	12	1,008	84.0	+141	17	1,382	81.3	+155	0	0	0	1	0	7	0	28/29
1997-98	30	2,430	81.0	+275	9.2	75	87	15	1,217	81.1	+139	15	1,213	80.9	+136	0	1	1	1	0	10	0	27/30
1998-99	27	2,163	80.1	+219	8.1	69	92	12	1,000	83.3	+136	15	1,163	77.5	+83	0	2	2	3	1	11	2	20/27
<b>TOTALS</b>	<b>110</b>	<b>8,983</b>	<b>81.7</b>	<b>+1,065</b>	<b>9.7</b>	<b>69</b>	<b>92</b>	<b>51</b>	<b>4,238</b>	<b>83.1</b>	<b>+568</b>	<b>59</b>	<b>4,745</b>	<b>80.4</b>	<b>+497</b>	<b>0</b>	<b>3</b>	<b>3</b>	<b>6</b>	<b>1</b>	<b>32</b>	<b>2</b>	<b>97/112</b>



VAN WYK

## BROOKE VAN WYK • 6-0 • Littleton, Colo. • Heritage • 1998-2001

Player	OVERALL			SPRING										FALL									
	Rd	Strk	Avg.	SCIRP	S-AV	Lo	Hi	Rd	Strk	Avg.	SCIRP	Rd	Strk	Avg.	SCIRP	Win	T5	T10	T20	60	70	<P	Rds/Tm
1997-98	21	1,755	83.6	+248	11.8	73	94	12	1,007	83.9	+145	9	748	83.1	+103	0	0	0	0	0	3	0	16/21
1998-99	8	667	83.4	+91	11.4	77	90	5	414	82.8	+54	3	253	84.3	+37	0	0	0	0	0	0	0	4/5
1999-2000	25	2,068	82.7	+268	10.7	74	90	14	1,160	82.9	+152	11	908	82.6	+116	0	0	0	0	0	6	0	13/23
2000-01	10	822	82.2	+102	10.2	69	90	8	647	80.9	+71	2	175	87.5	+31	0	0	0	1	1	0	1	0/3
<b>TOTALS</b>	<b>64</b>	<b>5,312</b>	<b>83.0</b>	<b>+709</b>	<b>11.1</b>	<b>69</b>	<b>94</b>	<b>39</b>	<b>3,228</b>	<b>82.8</b>	<b>+422</b>	<b>25</b>	<b>2,084</b>	<b>83.4</b>	<b>+287</b>	<b>0</b>	<b>0</b>	<b>0</b>	<b>1</b>	<b>1</b>	<b>9</b>	<b>1</b>	<b>33/49</b>



VIVALDI

## NATALIE VIVALDI • 5-8 • Oceanside, Calif. • Rancho Buena Vista • 2014-p

Player	OVERALL			SPRING										FALL									
	Rd	Strk	Avg.	SCIRP	S-AV	Lo	Hi	Rd	Strk	Avg.	SCIRP	Rd	Strk	Avg.	SCIRP	Win	T5	T10	T20	60	70	<P	Rds/Tm

# ALL-TIME PLAYER STATISTICS



## JESSICA WALLACE

• 5-4 • Langley, British Columbia, Canada • Walnut Grove/Pepperdine • 2011-12

Player	OVERALL										SPRING					FALL					Rds/Tm		
	Rd	Strk	Avg.	SCIRP	S-AV	Lo	Hi	Rd	Strk	Avg.	SCIRP	Rd	Strk	Avg.	SCIRP	Win	T5	T10	T20	60		70	<P
2010-11	35	2,554	73.0	+39	1.1	66	79	20	1,474	73.7	+42	15	1,080	72.0	-3	1	6	10	11	3	32	10	35/35
2011-12	34	2,555	75.2	+110	3.2	69	82	25	1,879	75.2	+82	9	676	75.1	+28	1	1	1	2	1	30	4	29/34
<b>TOTALS</b>	<b>69</b>	<b>5,109</b>	<b>74.0</b>	<b>+149</b>	<b>2.2</b>	<b>66</b>	<b>82</b>	<b>45</b>	<b>3,353</b>	<b>74.5</b>	<b>+124</b>	<b>24</b>	<b>1,756</b>	<b>73.2</b>	<b>+25</b>	<b>2</b>	<b>7</b>	<b>11</b>	<b>13</b>	<b>4</b>	<b>62</b>	<b>14</b>	<b>64/69</b>

WALLACE



## SARA WARENSKI

• 5-4 • Libertyville, Ill. • Libertyville • 1997-2000

Player	OVERALL										SPRING					FALL					Rds/Tm			
	Rd	Strk	Avg.	SCIRP	S-AV	Lo	Hi	Rd	Strk	Avg.	SCIRP	Rd	Strk	Avg.	SCIRP	Win	T5	T10	T20	60		70	<P	
1996-97	3	266	88.7	+50	16.7	85	92	3	266	88.7	+50	—	—	—	—	0	0	0	0	0	0	0	1/3	
1997-98	5	453	90.6	+93	18.6	81	94	2	187	93.5	+43	3	266	88.7	+50	0	0	0	0	0	0	0	3/5	
1998-99	3	247	82.3	+31	10.3	78	87	—	—	—	—	3	247	82.3	+31	0	0	0	0	0	0	1	0/0	
1999-2000	2	176	88.0	+32	16.0	85	91	—	—	—	—	2	176	88.0	+32	0	0	0	0	0	0	0	0/0	
<b>TOTALS</b>	<b>13</b>	<b>1,142</b>	<b>87.9</b>	<b>+206</b>	<b>15.9</b>	<b>78</b>	<b>94</b>	<b>5</b>	<b>453</b>	<b>90.6</b>	<b>+93</b>	<b>8</b>	<b>689</b>	<b>86.1</b>	<b>+113</b>	<b>0</b>	<b>0</b>	<b>0</b>	<b>0</b>	<b>0</b>	<b>0</b>	<b>1</b>	<b>0</b>	<b>4/8</b>

WARENSKI



## KIMBER WESTBROOK

• 5-10 • Loveland, Colo. • Thompson Valley • 2003-04

Player	OVERALL										SPRING					FALL					Rds/Tm		
	Rd	Strk	Avg.	SCIRP	S-AV	Lo	Hi	Rd	Strk	Avg.	SCIRP	Rd	Strk	Avg.	SCIRP	Win	T5	T10	T20	60		70	<P
2002-03	4	356	89.0	+68	17.0	87	91	—	—	—	—	4	356	89.0	+68	0	0	0	0	0	0	0	0/2
2003-04	2	198	99.0	+54	27.0	96	102	—	—	—	—	2	198	99.0	+54	0	0	0	0	0	0	0	0/0
<b>TOTALS</b>	<b>6</b>	<b>554</b>	<b>92.3</b>	<b>+122</b>	<b>20.3</b>	<b>87</b>	<b>102</b>	<b>—</b>	<b>—</b>	<b>—</b>	<b>—</b>	<b>6</b>	<b>554</b>	<b>92.3</b>	<b>+122</b>	<b>0</b>	<b>0</b>	<b>0</b>	<b>0</b>	<b>0</b>	<b>0</b>	<b>0</b>	<b>0/2</b>

WESTBROOK



## CATHERINE WOODS

• 5-8 • Denver, Colo. • Denver Christian/Pepperdine • 2006

Player	OVERALL										SPRING					FALL					Rds/Tm		
	Rd	Strk	Avg.	SCIRP	S-AV	Lo	Hi	Rd	Strk	Avg.	SCIRP	Rd	Strk	Avg.	SCIRP	Win	T5	T10	T20	60		70	<P
2005-06	3	241	80.3	+25	8.3	78	83	3	241	80.3	+25	—	—	—	—	0	0	0	0	0	0	1	0/0

WOODS



## ROBIN WORTHINGTON

• 5-3 • Loveland, Colo. • Thompson Valley • 2001-04

Player	OVERALL										SPRING					FALL					Rds/Tm		
	Rd	Strk	Avg.	SCIRP	S-AV	Lo	Hi	Rd	Strk	Avg.	SCIRP	Rd	Strk	Avg.	SCIRP	Win	T5	T10	T20	60		70	<P
2000-01	2	160	80.0	+16	8.0	78	82	—	—	—	—	2	160	80.0	+16	0	0	0	0	0	0	1	0/0
2001-02	12	986	82.2	+122	10.2	78	87	5	417	83.4	+57	7	569	81.3	+65	0	0	0	0	0	0	1	3/4
2002-03	13	1,107	85.2	+171	13.2	74	100	9	771	85.7	+123	4	336	84.0	+48	0	0	0	0	0	0	1	0/5
2003-04	24	1,947	81.1	+219	9.1	74	88	11	920	83.6	+128	13	1,027	79.0	+91	0	0	0	2	0	11	0	20/24
<b>TOTALS</b>	<b>51</b>	<b>4,200</b>	<b>82.4</b>	<b>528</b>	<b>10.5</b>	<b>74</b>	<b>100</b>	<b>25</b>	<b>2,108</b>	<b>84.3</b>	<b>+308</b>	<b>16</b>	<b>2,092</b>	<b>80.5</b>	<b>+220</b>	<b>0</b>	<b>0</b>	<b>0</b>	<b>2</b>	<b>0</b>	<b>14</b>	<b>0</b>	<b>20/33</b>

WORTHINGTON



## ALLIE ZECH

• 5-8 • Indian Wells, Calif. • Palm Desert • 2013-p

Player	OVERALL										SPRING					FALL					Rds/Tm			
	Rd	Strk	Avg.	SCIRP	S-AV	Lo	Hi	Rd	Strk	Avg.	SCIRP	Rd	Strk	Avg.	SCIRP	Win	T5	T10	T20	60		70	<P	
2012-13	29	2,256	77.8	+168	5.8	74	83	17	1,324	77.9	+103	12	932	77.7	+65	0	0	0	0	0	0	21	0	20/23
2013-14	12	942	78.5	+75	6.3	74	86	3	237	79.0	+21	9	705	78.3	+54	0	0	0	0	0	0	8	0	6/9
2014-15	15	1,185	79.0	+110	7.3	71	87	9	717	79.7	+74	6	468	78.0	+36	1	1	1	1	0	7	1	1/2	
<b>TOTALS</b>	<b>56</b>	<b>4,383</b>	<b>78.2</b>	<b>+353</b>	<b>6.3</b>	<b>71</b>	<b>83</b>	<b>29</b>	<b>2,278</b>	<b>78.2</b>	<b>+198</b>	<b>27</b>	<b>2,105</b>	<b>77.9</b>	<b>+155</b>	<b>1</b>	<b>1</b>	<b>1</b>	<b>1</b>	<b>0</b>	<b>36</b>	<b>1</b>	<b>27/34</b>	

ZECH

# COLORADO NATIONAL GOLF CLUB



## CNGC STATS

7,676 Yards

Par 72

Course Slope 141

Course Rating 75.4

Mixture of Rye and Bent Grass

Exclusive home of Colorado Golf

Five sets of boxes.  
Jay Morrish-Designed Course

Colorado Golf Practice Facility

