

# **COLORADO** **WOMEN'S** **GOLF**

2017-18 | INFORMATION GUIDE



# 2017-18 COLORADO WOMEN'S GOLF



## University of Colorado

Location: Boulder, Colo. (97,385)

Founded: 1876

Enrollment: 32,220

Colors: Silver, Gold and Black

Nickname: Buffaloes (Buffs)

Live Mascot: Ralphie V, the Buffalo

Costumed Mascot: Chip

Elevation: 5,345 feet above sea level

NCAA Affiliation: Division I

Conference: Pac-12

## Administration

President: Bruce Benson

Chancellor: Dr. Phil DiStefano

Athletics Director: Rick George

Senior Woman Administrator: Ceal Barry

## Colorado Golf

Head Coach: Anne Kelly (TCU '83; 21st Season)

anne.kelly@colorado.edu • 303-492-4455

Assistant Coach: Brent Franklin (BYU '87; 14th Season)

Director of Operations: Gabbie Pelloni

gabbie.pelloni@colorado.edu • 303-492-5195

## Colorado National Golf Club

Address 2700 Vista Parkway • Erie, CO 80516

Phone: 303-926-1723 • Fax: 303-926-1776

General Manager: Matt Schalk

## Fox Hill Country Club

Address 1400 Colorado HW 119 • Longmont, CO 80504

303-651-3777

*The Buffs also have access to many courses in the Boulder/Denver Metro area.*

## TABLE OF CONTENTS

Roster	3
Schedule	4
Pac-12 Conference	5-6
<b>Coaches &amp; Staff</b>	<b>8-10</b>
Head Coach Anne Kelly	8-9
Assistant Coach Brent Franklin	10
Support Staff	10
<b>Current Players</b>	<b>12-22</b>
Sophomore Robyn Choi	12
Senior Brittany Fan	13-14
Sophomore Kirsty Hodgkins	15
Junior Lauryn Keating	16
Freshman Alisha Lau	17
Freshman Jaclyn Murray	18
Freshman Elle Otten	19
Junior Gillian Vance	20
Graduate Esther Lee	21-22
<b>Season By Season Results</b>	<b>24-46</b>
<b>Records &amp; Honors</b>	<b>43-53</b>
Year-by-Year Leaders	48-49
Individual Record Book	50-56
Team Record Book	56
Honors	57-58
In The Pros/Rankings	59
<b>All-Time Players</b>	<b>61-62</b>
All-Time Roster	61-62
All-Time Player Statistics	63-69
<b>Colorado National Golf Course</b>	<b>70</b>

## SPORTS INFORMATION

Mailing Address 357 UCB; Boulder, CO 80309-0357

Phone 303-492-5626 • Fax 303-492-3811

Associate AD/Sports Information: David Plati

david.plati@colorado.edu

Assistant SID/Golf Contact: Maggie Still

margaret.still@colorado.edu • 303-492-3810

Associate SID: Jason Clay

Assistant SIDs: Troy Andre, Andy Schlichting, Linda Sprouse

Graduate Assistant: Ryan Megay

Website: CUBuffs.com/wgolf

Social Media (Facebook/Twitter/Instagram): @CUBuffsWGolf

**Credits:** The 2017-18 Colorado Women's Golf Media Guide was produced by the CU Sports Information Office. The guide was written and edited by Maggie Still, Assistant Sports Information Director and designed by Curtis Snyder, Director of Digital Marketing.

# 2017-18 COLORADO WOMEN'S GOLF ROSTER

Name	Height	Class	Hometown (High School/Previous School)
Robyn Choi	5-7	So.	Gold Coast, Queensland, Australia (Benowa State)
Brittany Fan	5-9	Sr.	Pearl City, Hawai'i (Kamehameha)
Kirsty Hodgkins	5-11	So.	Brisbane, Queensland, Australia (Redcliffe State)
Lauryn Keating	5-7	Jr.	Elma, Wash. (Elma)
Alisha Lau	5-4	Fr.	Richmond, British Columbia, Canada (JN Burnett)
Jaclyn Murray	5-5	Fr.	Aurora, Colo. (Regis Jesuit)
Elle Otten	5-6	Fr.	Palm Desert, Calif. (Xavier College Prep)
Gillian Vance	5-5	Jr.	Lakewood, Colo. (Dakota Ridge)

**Head Coach** Anne Kelly (TCU '83)  
**Assistant Coach** Brent Franklin (BYU '87)

## How The Buffs Were Built

### 2014-15 Freshman Recruits

Brittany Fan

### 2015-16 Freshman Recruits

Lauryn Keating  
 Gillian Vance

### 2016-17 Freshman Recruits

Robyn Choi  
 Kirsty Hodgkins

### 2017-18 Freshman Recruits

Alisha Lau  
 Jaclyn Murray  
 Elle Otten

## Where The Buffaloes Roam

### UNITED STATES

#### Colorado

Jaclyn Murray (Grand Junction)  
 Gillian Vance (Lakewood)

#### Hawai'i

Brittany Fan (Pearl City)

#### Southern California

Elle Otten (Palm Desert)

#### Washington

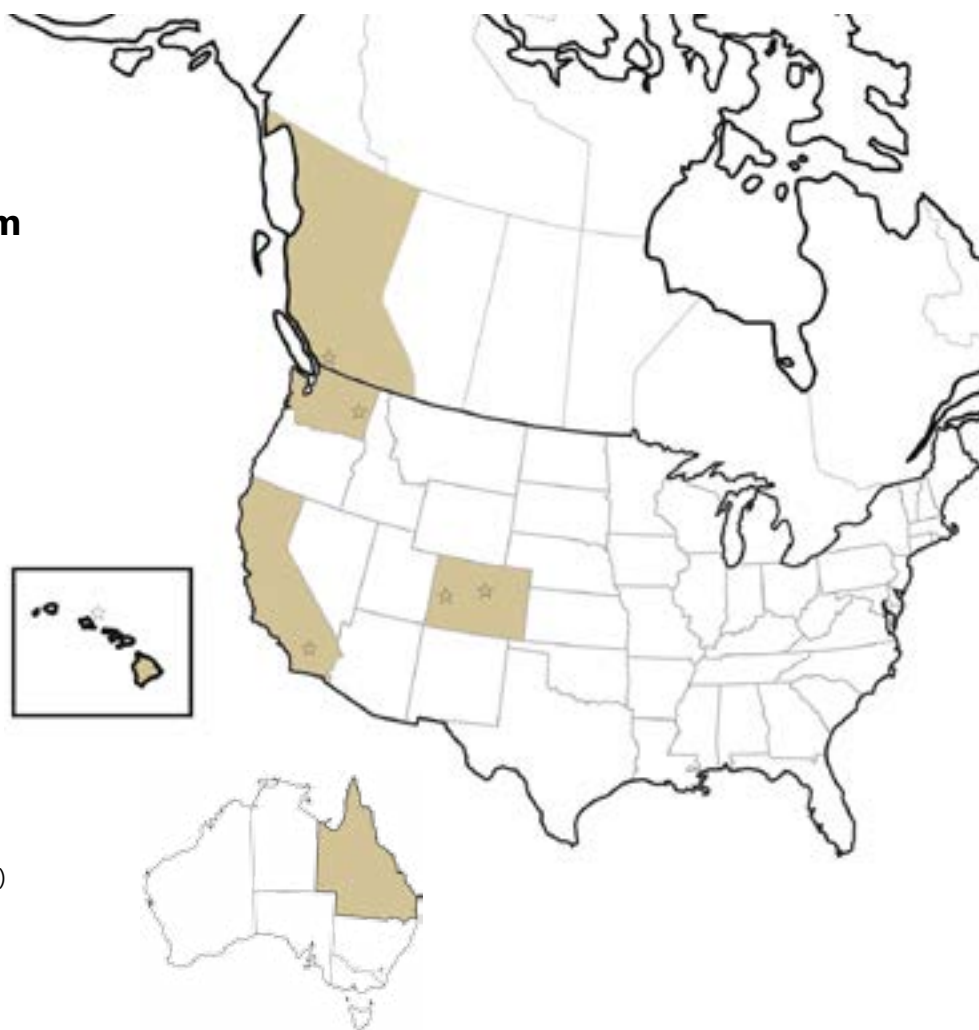
Lauryn Keating (Elma)

### AUSTRALIA

Robyn Choi (Gold Coast, Queensland)  
 Kirsty Hodgkins (Brisbane, Queensland)

### CANADA

Alisha Lau (Richmond, B.C.)



# 2017-18 COLORADO WOMEN'S GOLF SCHEDULE

## Fall

Date	Tournament	Holes	Format
Sept. 11-12	<b>Branch Law Firm/Dick McGuire ew Mexico Invitational</b> University of New Mexico hosts at New Mexico Championship Golf Course in Albuquerque, N.M.	54	36-18
Sept. 19-20	<b>Gonzaga Coeur D'Alene Resort Collegiate Invitational</b> Gonzaga University hosts at Coeur D'Alene Resort in Coeur D'Alene, Idaho	54	36-18
Oct. 10-11	<b>Edean Ihlanfeldt Invitational</b> University of Washington hosts at Sahalee Golf Club in Sammamish, Wash.	54	36-18
Oct. 23-24	<b>Pac-12 Fall Preview</b> University of Hawai'i hosts at Nanea Golf Club in Kona, Hawai'i.	54	36-18
Oct. 30-31	<b>SMU Trinity Forest Invitational</b> Southern Methodist University hosts at Trinity Forest Golf Club in Dallas, Texas	54	36-18

## Spring

Date	Tournament	Holes	Format
Feb. 11-13	<b>Lady Puerto Rico Classic</b> Purdue University hosts at Rio Mar Beach Resort & Spa in Rio Grande, Puerto Rico	54	18-18-18
Feb. 26-27	<b>Bruin Wave Invitational</b> UCLA and Pepperdine University hosts at San Luis Obispo Country Club in San Luis Obispo, Calif.	54	36-18
March 5-6	<b>Meadow Club Women's Collegiate</b> University of San Francisco hosts at the Meadow Club in Fairfax, Calif.	54	36-18
March 23-25	<b>ASU Ping Invitational</b> Arizona State University host at Karsten Golf Course in Tempe, Ariz.	54	18-18-18
March 26-28	<b>San Diego State March Mayhem</b> San Diego State University host at The Farms Golf Club in Rancho Santa Fe, Calif.		Match Play
April 8-10	<b>Silverado Showdown</b> University of Colorado and University of Oregon host at the Silverado Country Club in Napa, Calif.	54	18-18-18

## Postseason

Date	Tournament	Holes	Format
April 22-24	<b>Pac-12 Conference Championship</b> University of Washington hosts at Broadmoor Golf Club in Seattle, Wash.	54	18-18-18
May 7-9	<b>NCAA Regionals</b> Florida State, Stanford, Texas, Wisconsin hosts	54	18-18-18
May 18-23	<b>NCAA Championships</b> Oklahoma State University hosts at Karsten Creek Golf Club in Stillwater, Okla.	72	18-18-18-18 Match Play

## Conference History

The roots of the Pac-12 Conference date back 99 years to December 2, 1915, when the Pacific Coast Conference (PCC) was founded at a meeting at the Oregon Hotel in Portland. The original membership consisted of four schools — the University of California at Berkeley, the University of Washington, the University of Oregon, and Oregon State College (now Oregon State University). All still are charter members of the Conference.



Pacific Coast Conference play began in 1916 and, one year later, Washington State College (now Washington State University) was accepted into the league, with Stanford University following in 1918.

In 1922, the PCC expanded to eight teams with the admission of the University of Southern California (USC) and the University of Idaho. In 1924, the University of Montana joined the league roster, and in 1928, the PCC grew to 10 members with the addition of UCLA.

The Pacific Coast Conference competed as a 10-member league until 1950, with the exception of 1943-45 when World War II curtailed intercollegiate athletic competition to a minimum. During that time, the league's first commissioner was named. Edwin Atherton was commissioner in 1940 and was succeeded by Victor Schmidt in 1944. In 1950, Montana resigned from the Conference and joined the Mountain States Conference, essentially replacing Colorado, which left for the Big 7 two years earlier. The PCC continued as a nine-team conference through 1958.

In 1959, the PCC was dissolved and the Athletic Association of Western Universities was formed and Thomas J. Hamilton was appointed commissioner of the new league. The original AAWU membership included California, Stanford, Southern California, UCLA and Washington. Washington State joined the membership in 1962, while Oregon and Oregon State joined in 1964. Under Hamilton's watch, the name Pacific-8 Conference was adopted in 1968. In 1971, Wiles Hallock took over as commissioner of the Pac-8.

On July 1, 1978, the University of Arizona and Arizona State University were admitted to the league and the Pacific-10

Conference became a reality. In 1986-87, the league took on a new look, expanding to include 10 women's sports. Tom Hansen was named the commissioner of the Pac-10 in 1983, a role he would hold for 26 years until 2009. Hansen was succeeded by current commissioner Larry Scott, who took on the new role in July 2009.

During the 2010-11 academic year, Scott helped deliver monumental changes that transformed the conference into a modern 12-team league by adding the University of Colorado and the University of Utah. The addition of CU and Utah led to an agreement to equal revenue sharing for the first time in conference history, created two divisions (North and South) for football only, established a football championship game for the first time ever, secured a landmark media rights deal that dramatically increased national exposure and revenue for each school and established the Pac-12 Network and Pac-12 Digital Network that guaranteed enhanced exposure across all sports.

Colorado accepted its invitation to join the Pac-12 on June 11, 2010, as the Buffaloes were the first domino to fall in a change of the national landscape which, in just one week, saw Nebraska also leave the Big 12 and join the Big 10, Boise State depart the WAC for the Mountain West, TCU jump from the MWC for the Big East, and then on June 17, Utah agreeing to join CU to make it an even dozen in the Pac-12. Big-time rivals for the first half of the last century, the Buffaloes and Utes officially became the 11th and 12th members of the Conference on July 1, 2011, the first additions to the league since 1978. During the 33 years between expansions, Pac-10 teams claimed 258 NCAA titles (130 women's, 128 men's).

At present, the Pac-12 sponsors 11 men's sports and 12

women's sports, and will add women's lacrosse for 2017-18. Additionally, the conference schools are members of the Mountain Pacific Sports Federation (MPSF) in four other men's sports and three women's sports. CU participates in the MPSF in indoor track and in lacrosse and has competed since 1950 in the Rocky Mountain Intercollegiate Ski Association (RMISA) in skiing, which is a coed sport.

The Pac-12 Conference offices are located in the heart of San Francisco's downtown district and are headquartered in the same building as the Pac-12 Network.

## Conference of Champions

Built on a firm foundation of academic excellence and superior athletic performance, the Conference ushered in a new era on July 1, 2011, officially becoming the Pac-12 Conference with the additions of the University of Colorado and University of Utah.

Just 27 days after the Conference officially changed its name, Commissioner Larry Scott announced the creation of the Pac-12 Networks, solidifying a landmark television deal and putting the Conference on the forefront of collegiate athletics. The Networks, including one national network, six regional networks, and a robust digital network marked the first-ever integrated media company owned by a college conference. In addition, the "TV Everywhere" rights allow fans to access Pac-12 Networks outside the home on any digital device, including smartphones and tablet computers.

That same year, the Pac-12 also launched its Globalization Initiative to proactively promote the Conference and member institutions through student-athlete exchanges and sport. In the first four years, Pac-12 student-athletes have enjoyed unique cultural and athletic experiences in China, fielding full university and Pac-12 all-star teams in women's volleyball and men's basketball. The Conference and its member schools have gained significant brand exposure for the future and set a foundation for growth.

On the field, the Pac-12 rises above the rest, upholding its tradition as the "Conference of Champions®," claiming an incredible 150 NCAA team titles since 1999-2000. For the 11th consecutive year, the Pac-12 had the most or tied for the most NCAA titles of any conference in the country, winning at least six every year since 2000-01, in-

cluding 10 in 2015-16 and nine in 2014-15 (two claimed by Colorado: men's cross country and skiing). Even more impressive has been the breadth of the Pac-12's success, with championships coming in 28 different men's and women's sports. The Pac-12 has led or tied the nation in NCAA Championships in 50 of the last 56 years, four of the exceptions being in 1980-81, 1988-89, 1990-91 and 1995-96 when the conference finished second.

Spanning nearly a century of outstanding athletics achievements, the Pac-12 was the first conference to reach 400 championships in 2010-11; with the inclusion of Colorado and Utah, the league teams zoomed past 450 titles, outdistancing the next conference by nearly 200. In all, Conference teams have won 488 NCAA Championships (295 men's, 164 women's, 29 coed).

Individually, the Conference has produced an impressive number of NCAA individual champions, as through the 2015-16 school year, 2,248 individual crowns have been won by Pac-12 student-athletes over the years (1,352 in men's championships, 717 in women's and 179 in coed (e.g. skiing, fencing).

On the women's side, the story is much the same. Since the NCAA began conducting women's championships 35 years ago, Pac-12 members have claimed at least four national titles in a single season on 26 occasions, including 17 consecutive years from 2000-2016.

## **Coaches & Staff**

Anne Kelly	8-9
Brent Franklin	10
Women's Golf Support Staff	10

# HEAD COACH ANNE KELLY



It's no coincidence that Colorado's climb as one of the top programs in the region has coincided with the hiring of Anne Kelly as its second head coach in 1997.

Entering her 21st season as head coach of the Colorado women's golf team, Kelly has helped usher in a new era, with the school moving into the toughest women's golf conference in the country, the Pac-12. The timing proved to be right for Kelly and the Buffaloes, as CU enjoyed its most successful season in its inaugural Pac-12 campaign.

Kelly returned to her native Colorado from the University of North Carolina at Greensboro, where she filled head coaching duties for one-and-a-half years. Prior to her work at UNC Greensboro, she spent five years from 1991-96 as a teaching professional at Silverbell Golf Course in Tucson, Ariz., where she earned PGA Class A status, a position which followed a six-year stint from 1984-90 on the LPGA Tour.

During her six seasons on the women's tour, Kelly won a Women's Professional Golf Tour event in Phoenix in 1991. She fired a career low round of 69 at the 1989 McDonald's Championship and her career best finishes included several top-20 finishes. Her professional career culminated in a career low scoring average of 74.63 in 1990.

Kelly sparkled as a collegiate golfer, earning four letters for head coach Fred Warren and the Texas Christian University women's golf team. She was a member of the Horned Frogs' 1983 NCAA Championship team, and, all told, won 25 tournament team titles during her four-year career from 1979-83. She was named the team's most valuable player in 1980 and won TCU's Dutch Meyer Award, which recognizes the school's outstanding student-athletes, in 1983. She also tied for top individual honors in the San Jose State Lady Spartan Classic in 1982. Her 1983 NCAA Championship team was inducted into the TCU Hall of Fame in October 2000.

"I love coaching because it allows me to combine my competitive experience and professional golf experience into one job," Kelly says. "All of my different experiences in golf help me to assist team members in whatever situation they might encounter."

At UNC Greensboro, Kelly was named the 1997 Big South Conference Coach of the Year after the team won two tournaments. She coached UNCG's Becky Morgan to five individual tournament titles and second-team All-America standing on the year and, under Kelly's tutelage, Morgan finished 10th individually at the 1997 NCAA Championships and also earned GTE Academic All-America honors. Morgan is now in her 13th year as an LPGA and European tour member.

Since Kelly's arrival in 1997, the team has continued to show steady improvement and progress every year, culminating with the best season in program history in 2012. She has coached the Buffs to 10 tournament wins and 39 second or third place finishes. In 2012, the Buffs took a momentous step forward, qualifying for the NCAA Championships for the first time, while also earning a nod to NCAA Regionals for the third time in program history, all happening in the past five seasons.

In 2012, the Buffs won three tournaments while playing the toughest

slate in program history with all 12 events having a top 50 rank for strength of competition from Golfweek, with most earning a top 30 nod.

## THE KELLY FILE

Seasons:	21st
Alma Mater:	TCU
Hometown:	Aspen, Colo.

CU hosted the NCAA Regionals at Colorado National Golf Club and earned a trip to its own site after breaking into the top 10 for the first time in program history. CU was the No. 4 seed and looking to advance to the finals for the first time (eight teams from each site go). The Buffs struggled the first two days, but then put together one of the best team rounds in CU history, collectively shooting a 9-under par to jump from ninth to fourth the final day and advance.

In 2014-15, the team recorded a program-best 5th place finish at the Pac-12 Championships at Boulder Country Club and also earned a second straight invitation to the NCAA Regional. Kelly then helped the Buffs tie their record with another fifth place finish at the Pac-12 Championships during the 2015-16 season en route to a third consecutive NCAA Regional appearance, where Colorado finished just one stroke short of advancing to the NCAA Championships.

The program has seen individual players excel both on the course and in the classroom.

During the 2015-16 season, Esther Lee became the first two-time All-American in program history as she was named to the Wom-



en's Golf Coaches Association All-American Second Team for a second straight year. Lee was also named a Golfweek Third Team All-American each of the last two years in addition to becoming the first golfer to earn All-Pac-12 First Team Honors twice, both in 2014-15 and 2015-16.

Most recently, the Buffs saw their best conference finish during the 2016-17 season, finishing second overall. Esther Lee put together a record breaking performance at the first tournament of the fall season. Lee tied an NCAA record after shooting a 61 in the first round of New Mexico's Branch Law/Dick McGuire Invitational. Lee went on to earn All-Pac-12 Honorable Mention. Kelly saw two freshman standouts during the 2016-17 season with Robyn Choi and Kirsty Hodgkins. Hodgkins also earned All-Pac-12 Honorable Mention honors and Choi competed at the 2017 U.S. Open.

The Buffs have had 32 players earn 63 Academic All-Conference honors during Kelly's tenure in the Big 12 and Pac-12 Conferences. CU has had at least one player being named to the prestigious WGCA All-America Scholars team seven of the last eight seasons, beginning with Jamie Befort in 2010, Taylor Doyle and Jessica Wallace in 2011 and continuing with Wallace and Alex Stewart in 2012, Megan Haase and Allie Zech in 2013, Brittany Fan in 2015, Alexis Keating in 2016 and Robyn Choi in 2017. Former Buff Maria Persson-Gulda was named to that team three times and was also honored with an NCAA postgraduate scholarship. She was honored as CU's top female student athlete academically in 2006, an honor former Buff Jamie Befort racked up twice. Erin Kerr was the first Buff to qualify for a NCAA Regional post season bid in 2001 and that was followed up with another invitation

in 2002. Hannah Hoch became a two time tournament winner in 2004-05 and broke many school records. She also became the first player in Buff history to be named All Big 12 second team that year as well. In 2012, Emily Talley and Jessica Wallace were both named first-team All-Big 12, the first two players to earn that honor, and each were named twice as the Big 12 Golfer of the Month over their final two seasons. Wallace won CU's only Big 12 individual honor, named the Newcomer of the Year in 2012, as well. In 2014, Wallace, now a Symetra Tour professional, would become the first player in program history to successfully qualify for the U.S. Women's Open.

In 2012, Talley became CU's first All-American, earning honorable mention from both the coaches (Golfstat) and Golfweek. Stewart joined Talley on the Golfweek poll as both were also given the distinction of being named to the All-Pac-12 team along with Wallace. Talley also joins Wallace on the Symetra Tour and has appeared on two seasons of Golf Channel's Big Break, winning the 2013 NFL season in Puerto Rico with teammates Jerry Rice and Isaac Sanchez.

In 2013, Jenny Coleman received an individual invitation to the NCAA Regionals, where she finished with a 72-79-71—222 scorecard – the fifth-best score by a Buff in the postseason. The following season, Coleman, an All-Pac-12 Honorable Mention selection, helped the Buffs to the 2014 NCAA Regionals, marking a record-setting fourth straight year that CU sent the team or an individual to regionals. Coleman graduated in 2014 and then became the second Buff to qualify for the U.S. Women's Open in 2015.

Born May 15, 1961, in Aspen, Colo., Kelly graduated from TCU in 1983 with a bachelor's degree in business communications. She prepped at Santa Rita High School in Tucson, Ariz.

**DID YOU KNOW?**  
Kelly was a captain of the Texas Christian 1983 NCAA Championship team.



- KELLY'S CHECKLIST**
- ✓ One NCAA Championship Appearance (2012)
  - ✓ Six NCAA Regionals (2009, 2011-12, 2014-16)
  - ✓ One Conference Individual Award - Jessica Wallace, 2011 Big 12 Newcomer of the Year
  - ✓ Eight All-Conference Players, Four First-Team
  - ✓ Five Conference Golfers of the Month, Three Earned Multiple Honors
  - ✓ 32 Players Have Earned Academic All-Conference Honors 61 Times
  - ✓ 51 Players Have Earned Conference Honorable Mention 209 Times
  - ✓ Six Players Have Earned Conference All-Tournament Team Seven Times (Emily Talley Twice)
  - ✓ 12 players Have Earned NCGA All-America Scholar Honors 15 times (Maria Persson-Gulda Three Times)

# BRENT FRANKLIN



Brent Franklin enters his 16th season working with the Buffaloes in 2017-18, including his 14th as the assistant coach. He began as a volunteer assistant coach for Anne Kelly's team in 2003 and was promoted to assistant in 2005, trading roles with LindaSue Chenoweth, who was named Executive Director of the Colorado Opens in 2004.

"Having a professional golfer of Brent's caliber is a tremendous asset to this program," Kelly explains. "He comes to us with a wealth of playing and teaching experience as a highly successful amateur competitor and international touring professional. His enthusiasm, combined with his golf knowledge, communication skills, sense of humor, and incredible teaching experience, as well as his willingness to share his expertise, will help take this team to the next level."

Franklin was named to the 2010 class of the Canadian Golf Hall of Fame. He enjoyed a great deal of success as a junior golfer in Canada, winning both the Canadian Junior Boys Championship and the British Columbia Junior Boys Championships in both 1983 and '84 before embarking on a collegiate career at Brigham Young.

He went to college at Brigham Young, where he was a three-time All-American for the Cougars while also being named the 1986 Western Athletic Conference player of the year after winning medalists honors that season. During that time period, he also became the only person to win three straight Canadian Men's Amateur Championships in stroke play format from 1985-87 and in 1985 he also won the Alberta Amateur Championship.

He turned pro in 1988 and earned the Canadian Professional Golf Tour's Rookie of the Year after claiming six top 10 finishes in eight tour starts, including winning the Canadian PGA Championship. He then moved to Japan to compete on the Japan Golf Tour from 1989-95, where he compiled 10 runner-

up finishes in 112 starts. In 1993, he was selected to the Dunhill Cup Team for Canada and twice represented Canada for the two man world cup championship. He was Canada's highest world ranked player from 1992 through 1994 reaching a high of 86 in the world rankings.

Being hit by a car while jogging in 1990 eventually curtailed his career, but in a brief return to the pro ranks from 1998-2001, he had three second place finishes.

Franklin is married to the former Kristine Hoos, who served as CU's Director of Men's Basketball Operations from 1998-99. They are the parents of 15-year-old Jaxon and Walker, 13.



## WOMEN'S GOLF SUPPORT STAFF



**Tim Horton**  
Equipment



**Gabby Pelloni**  
Dir. of Ops.



**Steve Engelhart**  
Strength Coach



**Joe Martinez**  
Trainer



**Mindy Sclaro**  
Academics



**Maggie Still**  
Sports Info.

---

### **Current Players**

---

Robyn Choi	12
Brittany Fan	13-14
Kirsty Hodgkins	15
Lauryn Keating	16
Alisha Lau	17
Jaclyn Murray	18
Elle Otten	19
Gillian Vance	20

### **Graduated Seniors**

---

Esther Lee	21-22
------------	-------

# ROBYN CHOI



**2016-17 (Fr.)**—Choi made her Colorado debut in September at the Juli Inkster Spartan Invitational in the Buff's second tournament of the fall season. Choi recorded a solid 9-over par 225 to tie for 15th overall and help the Buffs finish third in the tournament. Choi earned three top-20 finishes with her best round coming at the Peg Barnard Invitational in February where she finished at even par with a 142 two-day total to place third overall. Choi recorded two subpar rounds and finished the year with a 75.64 stroke average in 25 rounds of golf. She owned a team-high two eagles and recorded an impressive 269 pars and 55 birdies. Choi finished tied for 11th at the Pac-12 Championships where she contributed to the team score which gave the Buffs their best finish in conference history. In the Summer of 2017, Choi competed in the 72nd U.S. Women's Open Championships, July 13-16, marking the third time in school history a Buff has qualified for the event.

**High School**—A graduate of Benowa State, Choi won several tournaments during her prep career, including the 2014 Adam Scott Classic and the 2015 Katherine Kirk Classic along with the 2015 and 2016 Queensland Amateur State Championship. In 2015, she drained five birdies over her last six holes to take home the title in the match play event. Choi was also a member of the 2016 Queensland Sirikit squad and she also represented Australia in the 2016 World Amateur Championship. Choi owns a 71.25 career stroke average.

**Best Career Round in Competition**—67 (Palm Meadows Golf Club).

**Academics**—Choi is an open option major at Colorado. She is interested in integrative physiology and psychology.

**Personal**—Robyn Choi was born in Sydney, Australia on March 17, 1998. Her parents are Nak and Soo Jin Choi of Gold Coast, Queensland, Australia. She has one sibling, Ria, who is in high school. Her goal after college is to become a golfer on the LPGA Tour and earn the world's No. 1 ranking. Choi lists one of her hobbies as lis-

tening to music. She decided to attend Colorado because she thought the coaches were very nice and liked the team atmosphere where it gave her a sense of belonging.

## THE CHOI FILE

Height: 5-7  
 Class: Sophomore  
 Experience: 1 Letter  
 Hometown: Gold Coast, Queensland, Australia  
 High School: Benowa State



## MISCELLANEOUS

Season	W	T5	T10	T20	60s	70s	↓P	=P	T/T	E	B	P
2016-17	0	1	1	3	0	21	2	3	23/25	2	55	269
<b>TOTALS</b>	<b>0</b>	<b>1</b>	<b>1</b>	<b>3</b>	<b>0</b>	<b>21</b>	<b>2</b>	<b>3</b>	<b>23/25</b>	<b>2</b>	<b>55</b>	<b>269</b>

## CAREER STATISTICS

Season	Rds	Strokes	Overall				Spring				Fall				
			Avg.	SCIRP	Avg.	Lo	Hi	Rds	Strokes	Avg.	SCIRP	Rds	Strokes	Avg.	SCIRP
2016-17	28	1,891	75.64	+89	+2.68	70	84	17	1,273	74.90	+48	8	618	77.25	+41
<b>TOTALS</b>	<b>28</b>	<b>1,891</b>	<b>75.64</b>	<b>+89</b>	<b>+2.68</b>	<b>70</b>	<b>84</b>	<b>17</b>	<b>1,273</b>	<b>74.90</b>	<b>+48</b>	<b>8</b>	<b>618</b>	<b>77.25</b>	<b>+41</b>

# BRITTANY FAN



**2016-17 (Jr.)**—Fan continued to play a key role in the Buffaloes rotation as a junior where she competed in all 11 events. She finished the season with a 74.75 stroke average ranking third overall on the team. Fan recorded 24 of her 28 rounds played in the 70s, with one in the 60s. Her round of 68 was her best round of the season and came at the Silverado Showdown where she posted a 71-72-68—211 or 5-under par scorecard to tie for

Academic Honorable Mention and earned CU Athlete of the Week honors (Nov. 2-8).

### THE FAN FILE

Height: 5-9  
 Class: Senior  
 Experience: 3 Letters  
 Hometown: Pearl City, Hawai'i  
 High School: Kamehameha

fourth overall at the tournament. At the Pac-12 Championships, Fan helped the Buffs to their best conference finish in school history as the team finished second overall. She posted a final scorecard of 72-73-77—222 to tie for 11th overall at the conference championships. Fan was the most consistent Buff on the team collecting a team high 334 pars and 56 birdies. In the summer of 2017 Fan competed in the U.S. Women's Amateur Championships where she finished T-128th.

**2015-16 (So.)**—In her second year with the Buffaloes, Fan turned in another solid year. She was a regular in the team's rotation, playing in all 12 tournaments and posted a 74.50 stroke average, third best for the Buffs in 30 rounds. Fan earned her best career finish at the Bay Area Intercollegiate, posting a 72-70—142 or 2-under par to take third place, also making it her first top five finish of her collegiate career. In total, Fan closed out the season tied for second on the team with a pair of top 10 finishes. She tied for ninth place at the East & West Match Play Challenge as she helped the Buffaloes win the stroke play portion to earn the top seed in match play. Fan tallied five top 20 finishes between both the fall and spring seasons, and wrapped up the year with a team-best 28 rounds in the 70s. She posted five subpar rounds, four even-par rounds and she was third on the team with 90 percent of her rounds (27/30) counting toward team scoring. Fan was fourth on the squad with 58 birdies and paced the Buffs with 362 pars. She was recognized for her achievement in the classroom being named a Pac-12 All-



### MISCELLANEOUS

Season	W	T5	T10	T20	60s	70s	↓P	=P	T/T	E	B	P
2014-15	0	0	0	6	0	28	1	4	30/31	0	66	352
2015-16	0	1	2	5	0	28	5	4	27/30	0	58	362
2016-17	0	1	3	6	1	24	3	4	25/28	0	56	334
<b>TOTALS</b>	<b>0</b>	<b>2</b>	<b>5</b>	<b>17</b>	<b>1</b>	<b>80</b>	<b>9</b>	<b>12</b>	<b>82/89</b>	<b>0</b>	<b>180</b>	<b>1,048</b>

### CAREER STATISTICS

Season	Rds	Strokes	Overall					Spring					Fall			
			Avg.	SCIRP	Avg.	Lo	Hi	Rds	Strokes	Avg.	SCIRP	Rds	Strokes	Avg.	SCIRP	
2014-15	31	2,321	74.87	+97	+3.1	70	82	20	1,490	74.50	+61	11	831	75.56	+36	
2015-16	30	2,235	74.50	+77	+2.6	70	80	19	1,410	74.21	+47	11	825	75.00	+30	
2016-17	28	2,093	74.75	+75	+2.7	68	82	17	1,250	73.53	+25	11	843	76.64	+50	
<b>TOTALS</b>	<b>89</b>	<b>6,649</b>	<b>74.71</b>	<b>+249</b>	<b>+2.9</b>	<b>68</b>	<b>82</b>	<b>56</b>	<b>4,150</b>	<b>74.11</b>	<b>+133</b>	<b>33</b>	<b>2,499</b>	<b>75.72</b>	<b>+116</b>	

# BRITTANY FAN

**2014-15 (Fr.)**—Fan had quite an impressive debut season for the Buffaloes, posting a freshman school record 74.87 stroke average over 31 rounds. She earned six top 20 finishes, second most on the team and shot a team-leading 28 rounds in the 70s, four of those were even-par, which was tied for first on the squad. During the fall, Fan competed in four tournaments and tallied 75.56 stroke average. Her top fall performance came in the Minnesota Invitational where she finished tied for 14th overall after carding a 78-75-73—226 or 10-over par score. Fan had an even better spring, posting a 74.50 stroke average. The spring was highlighted by the fact she earned a top 25 finish in all six regular season tournaments. She had a career-best performance at the Silverado Showdown in Napa, Calif., recording a 74-75-73—222 score and tied for 11th place overall. Fan was named a WGCA Academic All-America Scholar and CU Female Freshman Athlete of the Year.

**High School**—She received both academic and outstanding achievement awards at the Kamehameha Schools before finishing her last year and a half of schooling online so she could increase her golf training. Fan graduated in August 2013, but due to her young age, took time off between high school and college to further improve her golf game, attending the KMR School of Golf, a PGA of America Approved Golf School based at the Ko’olau Golf Club, and competing in amateur competitions. She had an overall average of fifth in the Interscholastic League of Hawaii and was named a second-team Honolulu Star-Advertiser All-Star.



**Other**—She was the Hawaii State Junior Golf Association Match Play Girl Champion and the Makalei Invitational Ladies Champion. She claimed low-amateur honors at the Colorado Women’s Open, becoming the only amateur to advance to the final round. She placed fifth at the Golfweek West Coast Junior Invitational. She had top 15 finishes at the USGA Women’s Amateur and the PGA Junior Championship and had top 20 finishes at the Canadian Women’s Amateur Championship, the Joanne Winter Arizona Silver Belle and the 2012 and ’13 Callaway Junior World Championships. She won the Mauna Lani Resort Hawaii State Open women’s amateur division title in December 2013.

**Best Career Round In Competition**—65 (2017; USGA Women’s Amateur Qualifier)

**Academics**—She is studying Advertising and Business

**Personal**—Brittany Mahina Wei Ling Fan was born on December 29, 1995 in Honolulu, Hawaii. Her parents are Freddy Fan and Sharon Zambo-Fan. She has one brother, Michael, who played golf at the Air Force Academy. She is just the second CU women’s golfer to come from the Aloha State. Fan enjoys cooking, photography and exercise. Fan says she chose Colorado for the coaching staff’s experience and passion for the game. Fan views Colorado as a place where she could elevate her game to the next level, get a great education and become part of a National Championship team. She says CU’s facilities are first class when it comes to developing a well-balanced athlete. She also enjoys Boulder’s “healthy environment.” After college, Fan hopes to play on the Tour and become the best golfer she can be.



# KIRSTY HODGKINS



**2016-17 (Fr.)**—Hodgkins began making her mark from her first tournament and didn't let up throughout the season. She compiled a stroke average of 74.10 having played in all 28 rounds from both fall and spring semesters. She opened her college career at the Branch Law/Dick McGuire Invite with a scorecard of 72-75-71—218 or 2-over par to finish tied for 30th overall. In 11 in the fall, Hodgkins recorded a 72.64 stroke average, the

second best on the team. She had her best performance of her young career at the Silverado Showdown finishing with a scorecard of 72-69-70—211 to tie for 4th. Hodgkins finished out her freshman campaign with four top-10 finishes, two rounds in the 60s and led the team with seven sub-par rounds

**High School**—Hodgkins, a graduate of Redcliffe State High School, played three years (2013-15) for the Queensland Junior Girls State Team and helped guide them to a championship during the 2013 season. Hodgkins was a three-time state and regional team selection, three-time national school team member, and was named Redcliffe State's Sportswoman of the Year during her prep career. She shot the best round of her career in the Tasmanian Junior Masters, carding a 63 (-10) at the Ulverstone Golf club, Ulverstone, Tasmania, Australia. Hodgkins won the 2016 Riverside Cup, went to the 2016 Australian Ladies Masters and made the cut, and has wins at the 2016 Tasmanian Tamar Valley Cup and the 2016 Tasmanian Junior Masters, along with a second-place finish at the 2016 New Zealand Women's Strokeplay. Hodgkins holds a handful of top five finishes, which is highlighted by two top place finishes at the 2014 and 2015 Queensland School Girls Championships. In addition, Hodgkins consistently improved her stroke average during her prep career. From what started at 80.1 as a freshman, she posted a 75.2 by her senior year.

**Academics**—Hodgkins is an engineering major at Colorado.

**Personal**—Kirsty Hodgkins was born on March 6, 1998 in Carlton, Australia. Her par-

ents are Cameron and Nicola Hodgkins. She has two sisters, Bianca and Amy. Bianca is in her third year of college and Amy is in sixth grade. Hodgkins lists her hobbies as cooking and reading. After college, her goal is to become a professional golfer on the LPGA Tour or Asian Tour. She chose to attend Colorado because it is ranked as one of the best engineering schools and there is a good balance being a student-athlete and academics. One of her favorite hobbies is, running marathons.

## THE HODGKINS FILE

Height: 5-11  
 Class: Sophomore  
 Experience: 1 Letter  
 Hometown: Brisbane, Queensland, Australia  
 High School: Redcliffe State



**Best Career Round in Competition**—63 (Ulverstone Golf club, Ulverstone, Tasmania, Australia, in the Tasmanian Junior Masters)

## MISCELLANEOUS

Season	W	T5	T10	T20	60s	70s	↓P	=P	T/T	E	B	P
2016-17	0	3	4	6	2	22	7	3	25/28	0	56	334
<b>TOTALS</b>	<b>0</b>	<b>3</b>	<b>4</b>	<b>6</b>	<b>2</b>	<b>22</b>	<b>7</b>	<b>3</b>	<b>25/28</b>	<b>0</b>	<b>56</b>	<b>334</b>

## CAREER STATISTICS

Season	Rds	Strokes	Overall					Spring					Fall				
			Avg.	SCIRP	Avg.	Lo	Hi	Rds	Strokes	Avg.	SCIRP	Rds	Strokes	Avg.	SCIRP		
2016-17	28	2,075	74.10	+57	+2.0	69	81	17	1,276	75.06	+51	11	799	72.64	+6		
<b>TOTALS</b>	<b>28</b>	<b>2,075</b>	<b>74.10</b>	<b>+57</b>	<b>+2.0</b>	<b>69</b>	<b>81</b>	<b>17</b>	<b>1,276</b>	<b>75.06</b>	<b>+51</b>	<b>11</b>	<b>799</b>	<b>72.64</b>	<b>+6</b>		

# LAURYN KEATING



**2016-17 (So.)**—Keating played in five tournaments during her sophomore season, one as an individual and four as part of team scoring. She finished with a 80.79 stroke average through 14 rounds ranking sixth on the team and posted seven rounds in the 70s. Keatings' best tournament came at the Branch Law/Dick McGuire Invitation where she competed as an individual but finished with a 77-84-76—237 scorecard to finish at +21 over par. Her best round came at

the Peg Barnard Invitational where she shot a season low 73. Keating was also a part of the 2017 Pac-12 runner up squad where she owned a final scorecard of 84-86-76--246 to finish in 54th place.

**2015-16 (Fr.)**—Keating played as an individual in four tournaments during her freshman year; a pair of events in both the fall and spring seasons. She posted a 78.60 stroke average in 10 rounds and tallied five rounds in the 70s and one even-par round. Keating also recorded 10 birdies and 105 pars as a newcomer. Her best performance of the season came in the fall at the Ron Moore Intercollegiate where she posted a 221 or 5-over par and finished tied for 25th place overall.

**High School**—Throughout four years of high school competition, under coach Michelle Keating, her mother, Keating has earned one State Championship title, has two third place finishes in the State tournament and is a three-time Evergreen Division All-Academic Award recipient. She placed third during her freshman and sophomore seasons, and took home her first State title as a junior, which Keating highlights as the biggest moment of her high school career. She won the state championship after coming back from four strokes behind with only six holes to play. Twice, she has been named the Evergreen League MVP and she has earned medalist honors in 35 of 36 matches as a member of her high school team. In 2012, as a freshman, she and her sister, Alexis, (a senior at the time) helped lead

Elma to its first High School State Championship in school history.

**Other**—Keating was part of the 2013 Junior Girls Golf America's Cup in Albuquerque, N.M. and again in 2014, when the event was held in Walla Walla, Wash. She placed 78th at the 2013 USGA Junior Girls Championship in Fort Wayne, Ind. and 65th overall at the 2014 Junior World Championship in San Diego, Calif. Keating recorded her best career round in the 2011 Washington State Junior Golf Association District Tournament, where she shot a 72 on The Home Course in Dupont, Wash.

**Best Career Round in Competition**—72 (2011, the Home Course, Dupont, Wash., in the WJGA District Tournament).

**Academics**—Keating is an open option major.

**Personal**—Lauryn Raquel Keating was born in Olympia, Wash. on April 18, 1997. Her parents are Mark and Michelle Keating. She has two siblings, her sister, Alexis, who played four years on the CU women's golf team (2012-16) and one brother, Spencer, who is a junior in high school. Her hobbies include reading, exercising and yoga. After graduation she would like to become a nutritionist or personal trainer, but first she wants to study abroad for a year. Keating decided to attend CU because it feels like her home away from home, she loves the atmosphere and believes the coaching staff will help her grow as a golfer, hoping to one day become a professional on the LPGA Tour.

## THE KEATING FILE

Height: 5-7  
 Class: Sophomore  
 Experience: 1 Letter  
 Hometown: Elma, Wash.  
 High School: Elma

## MISCELLANEOUS

Season	W	T5	T10	T20	60s	70s	↓P	=P	T/T	E	B	P
2015-16	0	0	0	0	0	5	0	1	0/0	0	10	105
2016-17	0	0	0	0	0	7	0	0	4/11	0	39	78
<b>TOTALS</b>	<b>0</b>	<b>0</b>	<b>0</b>	<b>0</b>	<b>0</b>	<b>12</b>	<b>0</b>	<b>1</b>	<b>4/11</b>	<b>0</b>	<b>49</b>	<b>183</b>

## CAREER STATISTICS

Season	Rds	Strokes	Overall					Spring					Fall			
			Avg.	SCIRP	Avg.	Lo	Hi	Rds	Strokes	Avg.	SCIRP	Rds	Strokes	Avg.	SCIRP	
2015-16	10	786	78.60	+68	+6.8	72	86	5	399	79.80	+41	5	387	77.40	+27	
2016-17	14	1,131	80.79	+125	+8.9	73	90	11	894	81.27	+104	3	237	79.00	+21	
<b>TOTALS</b>	<b>24</b>	<b>1,917</b>	<b>79.88</b>	<b>+193</b>	<b>+8.0</b>	<b>72</b>	<b>90</b>	<b>16</b>	<b>1,293</b>	<b>80.81</b>	<b>+145</b>	<b>8</b>	<b>624</b>	<b>78.00</b>	<b>+48</b>	

# ALISHA LAU



**High School**—Lau represented Team Canada from 2014-15 at the World Jr. Girls Championships. She was also a member of the RSSAA 2017 Golf Championships team (High School) that took medalist honors. Lau has earned medalist honors many times including at the 2017 BC Junior Girls' Championships, the 2017 Okanagan Golf Club Championships and the 2015 Future Links Prance Championships. Her home course is the Quilchena Golf and Country Club, where

her best round is a 67, which was at the BC Junior Girls Championships where she earned top honors.

**Academics**—Lau is currently open option, but is interested in either marketing or integrative physiology.

**Personal**—Lau was born on October 16, 1999 in Richmond, British Columbia, Canada. She is the daughter of Alex and Linda Lau and has a younger brother, Justin who is 16. Lau danced competitively in ballet, hip-hop and musical theater from ages 3-11. She also enjoys making videos and hiking. She earned a level 3 service award for 150 plus volunteer hours her senior year of high school and was on academic honor roll three years in high school.

**Why Colorado**—I chose Colorado because of the competitiveness both academically and golf. I also believe the coaching staff will be able to help me take my game to the next level. And, Boulder is a beautiful and welcoming city.

## THE LAU FILE

Height:	5-4
Class:	Freshman
Experience:	High School
Hometown:	Richmond, British Columbia, Canada
High School:	JN Burnett



# JACLYN MURRAY



**High School**—Jaclyn's best round of golf was at the 2017. Reflection Bay Golf Course in Las Vegas where she shot a 68. Murray found success on her high school golf team earning varsity letters every year and added her name to the Aurora All-City Golf Team all four years. She was the team MVP her senior year. In the classroom, she earned three JGAC Academic All-Star awards and was a First Honors Academic, twice through her high school career.

**Academics**—Is majoring in Computer Science.

**Personal**—Jaclyn was born on January 9, 1999 in Denver. She is the daughter of Michael and Cassandra Murray who reside in Grand Junction, Colorado. She enjoys skiing, traveling and fly fishing. She is the third person in her family to attend CU.

**Why Colorado**—"I selected Colorado because it is close to home, provides great academics and has a great golf program that will challenge and build my game to the next level."

## THE MURRAY FILE

Height:	5-5
Class:	Freshman
Experience:	High School
Hometown:	Aurora, Colo.
High School:	Regis Jesuit



# ELLE OTTEN



**High School**—Otten was a two-year varsity letterman and All-Team DVL. She didn't compete in amateur events but took home first at the AJGA Senior Showcase in Angel Park, Las Vegas where she shot her best round of 72. She also added a first-place finish at her local high school tournament finishing at even par. Academically, Otten was salutatorian of her graduating class was an AP Scholar and added a scholar athlete award twice.

**Academics**—She is currently undecided by is interested in cognitive sciences.

**Personal**—Elle Otten was born on September 24, 1999 in Lawrenceville, Ga., and is the daughter of Eric and Karla Otten of Palm Desert, Calif. She has a brother Mathew, 19 who is a freshman at Notre Dame. Matthew was the valedictorian of their 2017 graduating class while Elle was Salutatorian. She enjoys surfing, ready and jujitsu.

**Why Colorado**—"It was a perfect fit for me and golf. The location and school had everything I wanted."

## THE OTTEN FILE

Height:	5-6
Class:	Freshman
Experience:	High School
Hometown:	Palm Desert, Calif.
High School:	Xavier College Prep



# GILLIAN VANCE



**2016-17 (So.)**—Vance played in five tournaments and in 19 rounds in her junior year. She was CU's No. 5 golfer in overall rounds played with a stroke average of 78.37. She competed in all 11 rounds of fall play with her best tournament came at the Juli Inkster Spartan Invitational a fall event where the team finished third overall. Vance finished tied for seventh with a final scorecard of 73-74-74—221 or 5-over par. She collected 14 rounds in the 70s, 190 pars and 27 birdies on the year.

**2015-16 (Fr.)**—In her debut season for the black and gold, Vance played in eight team tournaments and one individual event. In 24 rounds, she recorded a 76.46 stroke average with 74 percent of her rounds (14/19) counting toward team scoring. Vance's best finish came during postseason play when she finished tied for 33rd overall at the NCAA West Regional in Stanford, Calif. Vance posted a 75-75-73—223 or 10-over par, which was also her second-lowest score in a 54-hole event. The first-year Buff recorded two even-par rounds and was fifth on the team with 38 birdies and 255 pars.

**High School**—Vance earned four letters in golf and two in cross country during her four years at Dakota Ridge High School in Littleton, Colo. All four years of her prep career she was All-Conference in golf and All-State her sophomore year. As a freshman, she was also named the 5A Regional Champion and her senior year, earned a place on the honor roll. Vance recalls her biggest moment of her high school career as earning an opportunity to compete in the U.S. Girls' Junior Amateur tournament and qualifying for the first USGA Women's Four-Ball Championship at Bandon Dunes in Bandon, Ore.

**Other**—In 2013, Vance placed 17th in the Optimist International Championships and is also a Junior Amateur qualifier medalist. Entering the Optimist International Championships again in 2014 she was in the top 25. In May 2015, she participated in the inaugural USGA Four-Ball Championship.

**Best Career Round in Competition**—73 (2014; Flatirons Golf Course, in the Junior World Qualifier).

## Academics—

Vance is undecided on a major at Colorado.

**Personal**—Gillian Vance was born on October 25, 1997 in Denver, Colo. to parents Michael and Jamie Vance. She has two older brothers, Cody, who just became a professional golfer and Drew, who is a golfer at Regis University in Denver. She is related to Major League Baseball Hall of Famer Dazzy Vance and her grandfather was a swimmer CU. Vance enjoys running marathons, cooking, and yoga and recently took third place in her age group of the Rock-N-Roll Half Marathon. She chose to attend the University of Colorado because she loves the program and coaches, and believes the coaching staff can bring her game to the next level.

## THE VANCE FILE

Height: 5-5  
 Class: Junior  
 Experience: 2 Letter  
 Hometown: Lakewood, Colo.  
 High School: Dakota Ridge



## MISCELLANEOUS

Season	W	T5	T10	T20	60s	70s	↓P	=P	T/T	E	B	P
2015-16	0	0	0	0	0	21	0	2	14/19	0	38	255
2016-17	0	0	1	1	0	14	0	1	11/17	0	27	190
<b>TOTALS</b>	<b>0</b>	<b>0</b>	<b>1</b>	<b>1</b>	<b>0</b>	<b>35</b>	<b>0</b>	<b>3</b>	<b>25/36</b>	<b>0</b>	<b>65</b>	<b>445</b>

## CAREER STATISTICS

Season	Rds	Strokes	Overall				Spring				Fall				
			Avg.	SCIRP	Avg.	Lo	Hi	Rds	Strokes	Avg.	SCIRP	Rds	Strokes	Avg.	SCIRP
2015-16	24	1,835	76.46	+109	+4.5	72	81	16	1,225	76.56	+78	8	610	76.25	+31
2016-17	19	1,489	78.37	+117	+6.2	73	88	8	641	80.12	+62	11	848	77.09	+55
<b>TOTALS</b>	<b>43</b>	<b>3,324</b>	<b>77.30</b>	<b>+226</b>	<b>+5.3</b>	<b>72</b>	<b>88</b>	<b>24</b>	<b>1,866</b>	<b>77.75</b>	<b>+140</b>	<b>19</b>	<b>1,458</b>	<b>76.74</b>	<b>+86</b>

# ESTHER LEE



**Career**—Esther Lee solidified herself as one of Colorado’s top golfers in program history. Lee owns 25 total records after graduation. Her career records include stroke average (73.03), lowest scrip (1.13), rounds in the 60s (11), most victories (3). Her performance at the Branch Law/Dick McGuire Invitational in the fall of 2016 was a performance that will go down in history. Lee finished with a 61-68-69—198 final scorecard adding many records to her name including, lowest 54-hole score, lowest 36-hole score as well as lowest 18 and 9-hole score. She

also tied the NCAA record for lowest round score with her 61 on the first day. The four-time All-American (both WGCA and Golfweek), earned CU female athlete of the year twice and was an All-Pac-12 team member all three years. She earned Pac-12 player of the month once and finished both the 2014-15 and 2015-16 season as a top-25 golfers in the country.

**2016-17 (Sr.)**—Lee capped off her record-breaking career with another season that will forever be a part of the CU history books. Her stroke average of 73.64 is the program best mark on the books for stroke average for a senior. She had one win, and four top-10 finishes with three rounds in the 60s in 25 rounds. Lee’s biggest accomplishment was adding her name to the NCAA record books as she shot a 61 at the first round of the New Mexico Branch Law/Dick McGuire Invitational to tie an NCAA record. In that tournament Lee put together an incredible scorecard of 61-69-68—198 to break multiple program records and win medalist honors. She had six subpar rounds and four more rounds at even par while 22 of her 25 rounds counted toward team scoring. Lee went on to push the Buffs to their best conference finish in school history as CU finished second.

**2015-16 (Jr.)**—Lee continued her dominance in record breaking fashion as a junior, finishing the year as the 25th-ranked golfer in the nation. She led the Buffaloes during their 2015-16 campaign with a school-record 72.53 stroke average, becoming only the second Buff in school history to post a sub-73.00 stroke average in one season. She also earned a team-best 11 top 20 finishes, which is tied for first all-time in a single season. Lee won her second career event at the East & West Match Play Challenge during the fall in Madison, Wisc., where Los Alamitos, Calif. native shot a school-record 64 in the second round of stroke play. In 30

rounds played, all of which counted toward team scoring, Lee registered a team-high three rounds in the 60s and tallied 27 rounds in the 70s, second-

## THE LEE FILE

Height: 5-6  
 Class: Senior  
 Experience: 2 Letters  
 Hometown: Los Alamitos, Calif.  
 High School: Los Alamitos/Duke



## MISCELLANEOUS

Season	W	T5	T10	T20	60s	70s	↓P	=P	T/T	E	B	P
2014-15	1	3	7	10	5	26	8	4	31/31	2	79	366
2015-16	1	3	6	11	3	27	8	5	30/30	4	89	348
2016-17	1	1	4	6	3	20	6	4	22/25	1	67	285
<b>TOTALS</b>	<b>3</b>	<b>7</b>	<b>17</b>	<b>27</b>	<b>11</b>	<b>73</b>	<b>22</b>	<b>13</b>	<b>83/86</b>	<b>7</b>	<b>235</b>	<b>999</b>

## CAREER STATISTICS

Season	Rds	Strokes	Overall					Spring					Fall				
			Avg.	SCIRP	Avg.	Lo	Hi	Rds	Strokes	Avg.	SCIRP	Rds	Strokes	Avg.	SCIRP		
2014-15	31	2,264	73.03	+40	+1.3	67	79	20	1,445	72.25	+16	11	819	74.45	+24		
2015-16	30	2,176	72.53	+18	+0.6	64	78	19	1,377	72.47	+14	11	799	72.63	+4		
2016-17	25	1,841	73.64	+39	+1.6	61	82	17	1,263	74.30	+38	8	578	72.25	+1		
<b>TOTALS</b>	<b>86</b>	<b>6,281</b>	<b>73.03</b>	<b>+97</b>	<b>+0.9</b>	<b>61</b>	<b>82</b>	<b>56</b>	<b>4,085</b>	<b>72.94</b>	<b>+68</b>	<b>30</b>	<b>2,196</b>	<b>73.20</b>	<b>+29</b>		

# ESTHER LEE

most on the squad. In addition, Lee led the team with eight subpar rounds, played five at even-par, and made four eagles, a personal-best 89 birdies and 348 pars. Lee became the first two-time All-American in program history after being named to the WGCA All-American Second Team for a second consecutive year. She was also named a Golfweek Third Team All-American for a second time in her career along with becoming the first Buff to be selected to the All-Pac-12 Team, twice. In addition, Lee earned Pac-12 All-Academic Honorable Mention and was named the CU Female Co-Athlete of the Year for a second straight time.

**2014-15 (So.)**—In Lee's first year competing for the black and gold, she put together one of the best seasons in CU history, finishing her 2014-15 campaign with a team-best 73.03 stroke average. She recorded 10 top 20 finishes, which is tied for second most all-time in a single season and also notched a school record 72.25 spring stroke average. Lee won her first collegiate tournament, earning medalist honors at the Bay Area Intercollegiate in the spring where she shot a school-record 206 in the 54-hole event. All-together, Lee tallied five rounds in the 60s between the fall and spring, the most by any golfer in a single-season. She led the team with three top five finishes, eight subpar rounds, was second on the team with four even-par rounds and third on the squad, recording 26 rounds in the 70s. Lee finished as the No. 22/23 (GolfStat/Golfweek) ranked individual in the country and was awarded several accolades for her impressive season, including being the first Buff ever to be named to the All-Pac-12 First Team, earned a place on the WGCA All-American Second Team and Golfweek All-American Third Team along with earning CU Female Athlete of the Year honors and CU Athlete of the Week, twice.

**2013-14 (Fr. at Duke)**—In her first collegiate tournament, Lee turned in a top 20 finish as she tied for 16th with rounds of 79, 71 and 24 for a 224 at the Landfall Tradition in Wilmington, N.C. Lee competed in three tournaments during her freshman



season. Her best finish came in the Darius Rucker Intercollegiate when she finished in 12th place at six-over par, helping the Blue Devils win the meet.

**High School**—Lee, a graduate of Los Alamitos High School in Alamitos, Calif. was listed third on the Junior Golf Scoreboard, fourth in the Golfweek Junior rankings and No. 10 in the Polo Junior Golf rankings when she completed high school. In 2012, she was named to the First Team Rolex Junior All-America and played on the Junior Ryder Cup team. She recorded seven top 10 finishes in seven events on the AJGA tour in 2012 with one of her best finishes that year coming at the Polo Golf Junior Classic when she earned co-medalist honors. In 2011, Lee tallied six top 10 finishes and one victory and competed in the Junior Solheim Cup for the U.S. in Trim, Ireland, where she posted a 1-1-1 record and helped her team win the tournament. Lee finished in the top 10 on five different occasions and claimed one win in 2010. As a senior, she was named the Orange County Player of the Year and The Press Telegram Player of the Year as a junior. Over her four-year high school golf career, Lee posted 26 total wins and as a sophomore, her high school team placed second at the state championship.

**Academics**—Lee is a communication major.

**Personal**—Esther JH Lee was born October 18, 1994 in Pueblo, Colo. and is the daughter of Seung Soo and Eun Ha Lee. She grew up in Los Alamitos, Calif. and attended Los Alamitos High School. Lee has one brother, John, who is a student at West Point in N.Y. She was a member of the Principal's Honor Roll each of her first three years of high school and was involved in the Red Cross Club, Helping Kids be Kids Club and the Wounded Veterans.



## **Season by Season**

---

1994-95	24
1995-96	25
1996-97	26
1997-98	27
1998-99	28
1999-2000	29
2000-01	30
2001-02	31
2002-03	32
2003-04	33
2004-05	34
2005-06	35
2006-07	36
2007-08	37
2008-09	38
2009-10	39
2010-11	40
2011-12	41
2012-13	42
2013-14	43
2014-15	44
2015-16	45
2016-17	46

# 1994-95 COLORADO WOMEN'S GOLF



## 1994-95 Statistics

Player	Overall								Spring				Fall				Best
	Rd	Strk	Avg.	SCIRP	S-Avg.	Lo	Hi	L54	Rd	Strk	Avg.	SCIRP	Rd	Strk	Avg.	SCIRP	
Ann Grooms	21	1,830	87.14	+354	+16.9	40	98	262	11	935	85.00	+179	10	895	89.50	+175	t-3rd
Erin Hall	20	1,775	88.75	+371	+18.6	45	102	260	11	963	84.55	+207	9	812	90.22	+164	t-11th
Kylee Moullet	18	1,604	89.11	+344	+19.1	45	104	267	11	942	85.64	+186	7	662	94.57	+158	t-9th
Linda Sue Linton	12	1,077	89.75	+249	+20.8	46	103	274	11	981	89.18	+225	1	96	96.00	+24	15th
Ashley Ford	21	1,897	90.33	+421	+20.0	42	102	273	11	976	88.73	+220	10	921	92.10	+201	7th
Heather Allderdice-Gerow	4	368	92.00	+80	+20.0	90	93	276	-	-	-	-	4	368	92.00	+80	t-65th
Lise Gausman	1	92	92.00	+20	+20	92	92	-	-	-	-	-	1	92	92.00	+20	-
Kim Hickel	12	1,148	95.67	+284	+23.7	90	103	284	2	188	94.00	+44	10	960	96.00	+240	t-12th
Andrea Parkhill	1	102	102.00	+30	+30.0	102	102	-	-	-	-	-	1	102	102.00	+30	-
<b>Totals</b>	<b>110</b>	<b>9,893</b>	<b>89.94</b>	<b>+2,153</b>	<b>+19.6</b>	<b>40</b>	<b>104</b>	<b>260</b>	<b>57</b>	<b>4,985</b>	<b>87.46</b>	<b>+1,061</b>	<b>53</b>	<b>4,908</b>	<b>92.60</b>	<b>+1,092</b>	

SCIRP - Stroke Count In Relation to Par

**Top 5 Finishes (2)**—Ann Grooms (2); **Top 10 Finishes (7)**—Ann Grooms (2), Ashley Ford (2), Kylee Moullet (1), Lise Gausman (1), Heather Allderdice-Gerow (1); **Top 20 Finishes (13)**—Linda Sue Linton (2), Kylee Moullet (2), Ann Grooms (2), Ashley Ford (2), Lise Gausman (1), Andrea Parkhill (1), Heather Allderdice-Gerow (1); **Rounds in the 70s (1)**—Kylee Moullet (1); **Rounds Counting Toward Team Scoring (includes ties, 86/110, 78.18%)**—Heather Allderdice-Gerow (3/4, 75.00%), Ashley Ford (17/21, 80.95%), Lise Gausman (1/1, 100.00%), Ann Grooms (21/21, 100.00%), Erin Hall (18/20, 90.00%), Kim Hickel (5/12, 41.67%), Linda Sue Linton (7/12, 58.33%), Kylee Moullet (14/18, 77.78%), Andrea Parkhill (0/1, 0.00%).

## 1994-95 Results

Date	Tournament (Site)	Team Finish	Scores	To Par	Yards	Par
S 12-13	BYU Invitational (Provo, Utah)	14th/14	363-361-346—1070	+206		72
O 13	Rockies Challenge (Arvada, Colo.)	2nd/3	356—356	+68		
O 17-18	Marilyn Smith Sunflower Invitational (Hutchinson, Kan.)	11th/11	395-364-372—1131	+267		
N 7-9	San Diego State Fall Invitational (Santee, Calif.)	14th/18	364-362-369—1095	+231		
F 20-21	River Wilderness Intercollegiate (Parrish, Fla.)	12th/12	369-371—740	+164		
M 16-17	Northern Illinois Snowbird Intercollegiate (Tampa, Fa)	12th/17	348-341—689	+113		72
M 18	South Florida Nine Hole Challenge (Tampa, Fla.)	3rd/3	172—172	+28		
M 29-31	Hawaii Rainbow-Wahine Invitational (Honolulu, Hawai'i)	17th/19	349-359-355—1063	+199		
A 24-25	Big Eight Championships (Stillwater, Okla.)	8th/8	368-369-387—1124	+260		

# 1995-96 COLORADO WOMEN'S GOLF



## 1995-96 Statistics

Player	Overall								Spring				Fall				Best
	Rd	Strk	Avg.	SCIRP	S-Avg.	Lo	Hi	L54	Rd	Strk	Avg.	SCIRP	Rd	Strk	Avg.	SCIRP	
Kelly Heffer	14	1,156	82.57	+151	+10.8	74	92	237	14	1,156	82.57	+151	-	-	-	-	t-8th
Michelle Thomas	24	2,000	83.33	+275	+11.5	76	90	254	12	1,013	84.42	+152	12	987	82.25	+123	t-20th
Nikki Sennett	25	2,129	85.16	+332	+13.3	76	91	254	11	950	86.36	+161	14	1,179	84.21	+171	t-48th
Ashley Ford	19	1,633	85.95	+265	+13.9	80	94	246	5	441	88.20	+81	14	1,192	85.14	+184	68th
Kylee Moullet	25	2,149	85.96	+352	+14.1	79	97	260	11	963	87.55	+174	14	1,186	84.71	+178	t-18th
Linda Sue Linton	26	2,242	86.23	+373	+14.3	79	109	247	12	1,040	86.67	+179	14	1,202	85.86	+194	40th
Ann Grooms	6	526	87.67	+94	+15.7	85	92	-	-	-	-	-	6	526	84.67	+94	-
Nicole Cavarra	5	471	94.20	+111	+22.2	993	97	274	3	284	84.67	+68	2	187	93.50	+43	77th
<b>Totals</b>	<b>144</b>	<b>12,306</b>	<b>84.46</b>	<b>+1,953</b>	<b>+13.6</b>	<b>74</b>	<b>109</b>		<b>68</b>	<b>5,847</b>	<b>85.99</b>	<b>+966</b>	<b>76</b>	<b>6,459</b>	<b>84.99</b>	<b>+987</b>	

SCIRP - Stroke Count In Relation to Par

**Top 10 Finishes (1)**—Kelly Heffer (1); **Top 20 Finishes (3)**—Michelle Thomas (1), Kelly Heffer (1), Kylee Moullet (1); **Rounds in the 70s (11)**—Michelle Thomas (4), Kelly Heffer (3), Nikki Sennett (2), Linda Sue Linton (1), Kylee Moullet (1); **Rounds Counting Toward Team Scoring (includes ties, 115/141, 81.56%)**—Nicole Cavarra (0/5, 0.00%), Ashley Ford (17/19, 89.47%), Ann Grooms (3/3, 100.00%), Linda Sue Linton (19/26, 73.08%), Kylee Moullet (17/25, 68.00%), Nicole Sennett (23/25, 92.00%), Michelle Thomas (22/24, 91.67%).

## 1995-96 Results

Date	Tournament (Site)	Team Finish	Scores	To Par	Yards	Par
S 11-12	Chip-N Club Invitational (Lincoln, Neb.)	8th/17	335-328-329—992	+128	5,920	72
S 18-19	Brigham Young Woman's Golf Classic (Provo, Utah)	11th/18	339-315-331—985	+121	6,037	72
O 7-8	Ohio State Lady Buckeye (Columbus, Ohio)	7th/13	331-335-332—998	+134	5,962	72
O 16-17	Marilyn Smith/Sunflower Classic (Hutchinson, Kan.)	11th/14	321-345-345—1011	+147	5,918	72
O 30-31	San Diego State Fall Classic (San Diego, Calif.)	18th/23	355-345—700	+124	6,091	72
F 26-27	Texas A&M Monica Welsh Memorial (College Station, Texas)	11th/14	339-332-340—1011	+147	5,859	72
M 14-15	NIU Snowbird Classic (Tampa, Fla.)	15th/16	353-336—689	+113	5,990	72
M 26-28	University of Hawaii Wahine Inviational (Honolulu, Hawai'i)	13th/19	337-328-326—991	+127	5,876	71
A 8-9	Susie Maxwell Berning Oklahoma Invitational (Norman, Okla.)	12th/12	343-336-328—1007	+143	5,920	72
A 22-23	Big Eight Championships (Ames, Iowa)	8th/8	349-362-330—1041	+189		72

# 1996-97 COLORADO WOMEN'S GOLF



## 1996-97 Statistics

Player	Overall								Spring				Fall				Best
	Rd	Strk	Avg.	SCIRP	S-Avg.	Lo	Hi	L54	Rd	Strk	Avg.	SCIRP	Rd	Strk	Avg.	SCIRP	
Kelly Heffer	29	2,310	79.66	+216	+7.4	74	86	239	12	965	80.42	+98	17	1,345	79.12	+118	t-16th
Michelle Thomas	29	2,390	82.41	+296	+10.2	76	92	243	12	1,008	84.00	+141	17	1,382	81.29	+155	t-17th
Linda Sue Linton	29	2,473	85.28	+379	+13.1	79	93	255	12	1,021	85.08	+154	17	1,452	85.41	+225	t-39th
Katrina Snowgreen	21	1,806	86.00	+285	+13.6	80	96		9	780	86.67	+129	12	1,026	85.50	+156	
Kylee Moullet	21	1,810	86.19	+298	+14.2	79	96	258	12	1,014	84.50	+147	9	796	88.44	+151	55th
Sara Warenski	3	266	88.67	+50	+16.7	85	92	266	3	266	88.67	+50	-	-	-	-	59th
Ashley Ford	5	452	90.40	+92	+18.4	87	95	275	-	-	-	-	5	452	90.40	+92	n/a
Jaime Fundingsland	8	746	93.25	+167	+20.9	84	103	260	-	-	-	-	8	746	93.25	+167	t-59th
<b>Totals</b>	<b>145</b>	<b>12,253</b>	<b>84.50</b>	<b>+1,783</b>	<b>+12.3</b>	<b>74</b>	<b>103</b>		<b>60</b>	<b>5,054</b>	<b>84.23</b>	<b>+719</b>	<b>85</b>	<b>7,199</b>	<b>84.69</b>	<b>+1,064</b>	

SCIRP - Stroke Count In Relation to Par

**Top 20 Finishes (3)**—Kelly Heffer (2), Michelle Thomas (1); **Rounds in the 70s (23)**—Kelly Heffer (12), Michelle Thomas (7), Linda Sue Linton (3), Kylee Moullet (1); **Rounds Counting Toward Team Scoring (includes ties, 116/145, 80.00%)**—Jaime Fundingsland (2/8, 25.00%), Kelly Heffer (29/29, 100.00%), Linda Sue Linton (23/29, 79.31%), Kylee Moullet (14/21, 66.67%), Katrina Snowgreen (16/21, 76.19%), Michelle Thomas (28/29, 96.55%), Sara Warenski (1/3, 33.33%).

## 1996-97 Results

Date	Tournament (Site)	Team Finish	Scores	To Par	Yards	Par
S 9-10	Chip-N Club Invitational (Lincoln, Neb.)	7th/14	332-333-334—999	+147	5,926	71
S 15-16	Brigham Young Invitational (Provo, Utah)	9th/18	333-336—669	+93	6,047	72
S 22-24	NIKE Invitational (Bend, Ore.)	3rd/18	327-337-332—996	+132	6,130	72
O 7-8	Big 12 Fall Preview (College Station, Texas)	12th/12	329-335-326—990	+126	6,041	72
O 14-15	Marilyn Smith/Sunflower Classic (Lawrence, Kan.)	5th/14	331-323-323—977	+113	6,084	74
O 28-30	New Mexico State Invitational (Las Cruces, N.M.)	12th/19	345-330-324—999	+111	6,069	73
M 17-18	University of New Mexico Invitational (Albuquerque, N.M.)	5th/15	324-311-320—955	+79	5,859	72
M 25-27	University of Hawaii Wahine Inviational (Honolulu, Hawai'i)	21st/25	351-340-338—1029	+165	5,970	72
A 15-16	BYU Cougar Invitational (Provo, Utah)	12th/18	331-335-319—985	+121	6,398	72
A 21-23	Big 12 Tournament (Lawrence, Kan.)	12th/12	348-324-337—1009	+145	5,987	72

# 1997-98 COLORADO WOMEN'S GOLF



## 1997-98 Statistics

Player	Overall								Spring				Fall				Best
	Rd	Strk	Avg.	SCIRP	S-Avg.	Lo	Hi	L54	Rd	Strk	Avg.	SCIRP	Rd	Strk	Avg.	SCIRP	
Sarah Bellinger	30	2,413	80.43	+258	+8.6	76	86	231	15	1,208	80.53	+130	15	1,205	80.33	+128	4th
Michelle Thomas	30	2,430	81.00	+275	+9.2	75	87	236	15	1,217	81.13	+139	15	1,213	80.87	+136	2nd
Kiersten Allbright	20	1,657	82.85	+217	+10.9	76	90	238	11	922	83.82	+130	9	735	81.67	+87	t-24th
Brooke Van Wyk	21	1,755	83.57	+248	+11.8	73	94	246	12	1,007	83.92	+145	9	748	83.11	+103	t-23rd
Linda Sue Linton	14	1,184	84.57	+175	+12.7	77	90	245	8	686	85.75	+112	6	498	83.00	+66	t-46th
Jaime Fundingsland	11	938	85.27	+151	+13.7	80	90	252	5	425	85.00	+67	6	513	85.50	+84	t-52nd
Katy Nolan	5	431	86.20	+71	+14.2	81	90	256	2	175	84.50	+31	3	256	85.33	+40	89th
Kylee Moullet	14	1,224	87.43	+219	+15.6	79	98	251	5	449	89.80	+89	9	775	86.11	+130	t-48th
Sara Warenski	5	453	90.60	+93	+18.6	81	94	266	2	187	83.50	+43	3	266	88.67	+50	57th
<b>Totals</b>	<b>150</b>	<b>12,485</b>	<b>83.23</b>	<b>+1,710</b>	<b>+11.4</b>	<b>73</b>	<b>89</b>	<b>231</b>	<b>75</b>	<b>6,276</b>	<b>83.68</b>	<b>+886</b>	<b>75</b>	<b>6,209</b>	<b>82.79</b>	<b>+824</b>	

SCIRP - Stroke Count In Relation to Par

**Top 5 Finishes (2)**—Michelle Thomas (1), Sarah Bellinger (1); **Top 10 Finishes (2)**—Michelle Thomas (1), Sarah Bellinger (1); **Top 20 Finishes (4)**—Sarah Bellinger (3), Michelle Thomas (1); **Rounds in the 70s (33)**—Sarah Bellinger (12), Michelle Thomas (10), Kiersten Allbright (5), Brooke Van Wyk (3), Linda Sue Linton (2), Kylee Moullet (1); **Rounds Counting Toward Team Scoring (includes ties, 120/150, 80.00%)**—Kiersten Allbright (18/20, 90.00%), Sarah Bellinger (30/30, 100.00%), Jaime Fundingsland (7/11, 63.64%), Linda Sue Linton (9/14, 64.29%), Kylee Moullet (8/14, 57.14%), Katy Nolan (2/5, 40.00%), Michelle Thomas (27/30, 90.00%), Brooke Van Wyk (16/21, 76.19%), Sara Warenski (3/5, 60.00%).

## 1997-98 Results

Date	Tournament (Site)	Team Finish	Scores	To Par	Yards	Par
S 8-9	Colorado State Invitational (Fort Collins, Colo.)	11th/17	329-316-331—976	+124	6,000	71
S 15-16	BYU Invitational (Provo, Utah)	9th/14	313-335-332—980	+116	5,920	72
S 29-30	Colorado Invitational (Louisville, Colo.)	8th/13	320-310-324—954	+90	6,170	72
O 6-7	Big 12 Fall Preview (Columbia, Mo.)	12th/12	332-318-345—995	+131	6,008	72
N 2-4	New Mexico State Invitational (Las Cruces, N.M.)	15th/19	332-323-319—974	+110	6,084	72
F 23-24	Texas A&M Memorial (College Station, Texas)	14th/16	336-320-339—995	+131	6,125	72
M 2-3	Bay Area Classic (Vallejo, Calif.)	12th/19	336-333—669	+101	5,833	71
M 14-16	Cal State-Northridge Invitational (Northridge, Calif.)	4th/13	337-329—666	+90	5,951	72
M 24-26	Rainbow Wahine Classic (Honolulu, Hawai'i)	12th/20	325-318-323—966	+102	5,829	72
A 6-7	Utah Dixie Classic (St. George, Utah)	18th/24	330-325—655	+79	5,887	72
A 24-26	Big 12 Championships (Norman, Okla.)	12th/12	331-327-331—989	+125	6,013	72

# 1998-99 COLORADO WOMEN'S GOLF



## 1998-99 Statistics

Player	Overall								Spring				Fall				Best
	Rd	Strk	Avg.	SCIRP	S-Avg.	Lo	Hi	L54	Rd	Strk	Avg.	SCIRP	Rd	Strk	Avg.	SCIRP	
Kiersten Allbright	29	2,259	77.90	+171	+5.9	72	86	219	14	1,095	78.21	+87	15	1,164	77.60	+84	1st
Sarah Bellinger	31	2,418	78.00	+186	+6.0	73	85	223	16	1,260	78.75	+108	15	1,158	77.20	+78	4th
Taya Battistella	26	2,046	78.69	+174	+6.7	74	86	225	11	875	79.55	+83	15	1,171	78.07	+91	t-4th
Michelle Thomas	27	2,163	80.11	+219	+8.1	69	92	218	12	1,000	83.33	+136	15	1,163	77.53	+83	t-2nd
Katy Nolan	9	733	81.44	+85	+9.4	77	88	237	3	250	83.33	+34	6	483	80.50	+51	t-32nd
Jaime Fundingsland	19	1,562	82.21	+194	+10.2	75	95	238	7	587	83.86	+83	12	975	81.25	+111	t-42nd
Sara Warenski	3	247	82.33	+31	+10.3	78	87	247	-	-	-	-	3	247	82.33	+31	n/a
Abbie Noon	16	1,327	82.94	+175	+10.9	75	93	241	10	811	81.10	+91	6	516	86.00	+84	t-30th
Brooke Van Wyk	8	667	83.38	+91	+11.4	77	90	252	5	414	82.80	+54	3	253	84.33	+37	t-30th
Gabriella Jakkobsson	3	258	86.00	+42	+14.0	82	90	258	-	-	-	-	3	258	86.00	+42	n/a
Nicole Cavarra	3	265	88.33	+49	+16.3	86	91	265	-	-	-	-	3	265	88.33	+49	n/a
<b>Totals</b>	<b>174</b>	<b>13,945</b>	<b>80.14</b>	<b>+1,417</b>	<b>+8.1</b>	<b>69</b>	<b>95</b>		<b>78</b>	<b>6,292</b>	<b>80.67</b>	<b>+676</b>	<b>96</b>	<b>7,653</b>	<b>79.72</b>	<b>+741</b>	

SCIRP - Stroke Count In Relation to Par

**Top 5 Finishes (7)**—Sarah Bellinger (3), Michelle Thomas (2), Taya Battistella (1), Kiersten Allbright (1); **Top 10 Finishes (10)**—Kiersten Allbright (4), Sarah Bellinger (3), Michelle Thomas (2), Taya Battistella (1); **Top 20 Finishes (14)**—Kiersten Allbright (5), Sarah Bellinger (4), Michelle Thomas (3), Taya Battistella (2); **Rounds in the 60s (1)**—Michelle Thomas (1); **Rounds in the 70s (88)**—Kiersten Allbright (21), Sarah Bellinger (21), Taya Battistella (18), Michelle Thomas (11), Jaime Fundingsland (6), Abbie Noon (5), Katy Nolan (3), Brooke Van Wyk (2), Sara Warenski (1); **Subpar Rounds (2)**—Michelle Thomas (2); **Even-Par Rounds (3)**—Kiersten Allbright (2), Michelle Thomas (1); **Rounds Counting Toward Team Scoring (includes ties, 122/153, 79.74%)**—Kiersten Allbright (25/26, 96.15%), Sarah Bellinger (30/31, 96.77%), Jaime Fundingsland (7/16, 43.75%), Katy Nolan (5/9, 55.56%), Michelle Thomas (20/27, 74.07%), Brooke Van Wyk (4/5, 80.00).

## 1998-99 Results

Date	Tournament (Site)	Team Finish	Scores	To Par	Yards	Par
S 8-9	Ptarmigan Ram Fall Classic (Fort Collins, Colo.)	4th/20	305-311-298—914	+50	6,007	72
S 14-15	Brigham Young Invitational (Provo, Utah)	2nd/14	302-306-302—910	+46	5,920	72
S 21-22	Heather Farr Memorial (Louisville, Colo.)	2nd/14	304-307-294—905	+41		72
O 3-4	Big 12 Fall Preview (Austin, Texas)	10th/12	323-311-327—961	+97	6,086	72
O 30-N1	Diet Coke/Roadrunner Invitational (Las Cruces, N.M.)	7th/18	319-309-305—933	+69	6,117	72
F 22-23	GTE "Mo" Memorial (College Station, Texas)	6th/15	329-321-315—965	+101	6,101	72
M 1-2	Bay Area Classic (Oakland, Calif.)	9th/16	321-313—634	+58		72
M 13-14	Mountain View Collegiate (Tucson, Ariz.)	5th/9	315-305—620	+44	5,906	72
M 26-29	Bryan National Collegiate (Greensboro, N.C.)	12th/12	340-324-324—988	+124	6,037	72
A 5-6	Utah Dixie Classic (St. George, Utah)	13th/24	321-306-327—954	+90	5,921	72
A 19-21	Big 12 Championships (Boulder, Colo.)	9th/12	313-302-317—932	+68		72

# 1999-2000 COLORADO WOMEN'S GOLF



## 1999-2000 Statistics

Player	Overall								Spring				Fall				Best
	Rd	Strk	Avg.	SCIRP	S-Avg.	Lo	Hi	L54	Rd	Strk	Avg.	SCIRP	Rd	Strk	Avg.	SCIRP	
Sarah Bellinger	31	2,420	78.06	+188	+6.1	70	83	224	17	1,350	79.41	+126	14	1,070	76.43	+62	4th
Taya Battistella	31	2,434	78.52	+202	+6.5	71	90	230	17	1,358	79.88	+134	14	1,076	76.86	+68	3rd
Lynn Ann Moretto	25	2,015	80.60	+215	+8.6	74	91	231	14	1,145	81.79	+137	11	870	79.09	+78	t-15th
Jolene Fellhauer	5	406	81.20	+46	+9.2	78	87	247	-	-	-	-	5	4706	81.20	+46	t-48th
Jaime Fundingsland	19	1,543	81.21	+175	+9.2	76	86	241	8	660	82.50	+84	11	883	80.27	+91	t-23rd
Katy Nolan	31	2,527	81.52	+295	+9.5	72	89	234	17	1,387	81.59	+162	14	1,140	81.43	+132	t-26th
Brooke Van Wyk	25	2,068	82.72	+268	+10.7	74	90	244	14	1,160	82.86	+152	11	908	82.55	+116	t-35th
Abbie Noon	5	418	83.60	+58	+11.6	75	89	259	3	259	86.33	+43	2	159	79.50	+15	t-51st
Nicole Cavarra	2	169	84.50	+25	+12.5	79	90	-	-	-	-	-	2	169	84.50	+25	-
Sara Warenski	2	176	88.00	+32	+16.0	85	91	-	-	-	-	-	2	176	88.00	+32	-
<b>Totals</b>	<b>176</b>	<b>14,176</b>	<b>80.55</b>	<b>+1,504</b>	<b>+8.5</b>	<b>70</b>	<b>91</b>	<b>224</b>	<b>90</b>	<b>7,319</b>	<b>81.32</b>	<b>+839</b>	<b>86</b>	<b>6,857</b>	<b>79.73</b>	<b>+665</b>	

SCIRP - Stroke Count In Relation to Par

**Top 5 Finishes (2)**—Sarah Bellinger (1), Taya Battistella (1); **Top 10 Finishes (5)**—Taya Battistella (3), Sarah Bellinger (2); **Top 20 Finishes (12)**—Sarah Bellinger (5), Taya Battistella (4), Lynn Ann Moretto (2), Katy Nolan (1); **Rounds in the 70s (77)**—Sarah Bellinger (22), Taya Battistella (19), Katy Nolan (12), Lynn Ann Moretto (11), Brooke Van Wyk (6), Jaime Fundingsland (3), Jolene Fellhauer (2), Abbie Noon (1), Nicole (1); **Subpar Rounds (3)**—Taya Battistella (2), Sarah Bellinger (1); **Even-Par Rounds (2)**—Katy Nolan (1), Taya Battistella (1); **Rounds Counting Toward Team Scoring (includes ties, 129/160, 80.63%)**—Taya Battistella (29/31, 93.55%), Sarah Bellinger (30/31, 96.77%), Nicole Cavarra (1/2, 50.00%), Jaime Fundingsland (14/17, 82.35%), Lynn Ann Moretto (21/25, 84.00%), Katy Nolan (19/28, 67.86%), Abbie Noon (2/3, 66.67%), Brooke Van Wyk (13/23, 56.52%).

## 1999-2000 Results Season W-L-T Record vs. Division I Opponents: 60-78-5

Date	Tournament (Site)	Team Finish	Scores	To Par	Yards	Par
S 8-9	Ptarmigan Ram Fall Classic (Fort Collins, Colo.)	t-7th/16	313-309-310—932	+68	5,998	72
S 13-14	Big 12 Fall Preview (Lincoln, Neb.)	10th/12	317-325-312—954	+90	6,004	72
S 27-28	Heather Farr/CU Memorial (Louisville, Colo.)	t-4th/15	300-303—603	+27	6,113	72
O 11-12	Jeannine Mchaney Memorial (Lubbock, Texas)	t-5th/13	318-311-313—942	+78	6,138	72
N 1-3	Diet Coke/Roadrunner Invitational (Las Cruces, N.M.)	13th/21	324-313-307—944	+80	6,117	72
F 19-20	Mountain View Collegiate (Tucson, Ariz.)	2nd/10	300-310—610	+34	5,921	72
M 6-7	GTE "Mo" Memorial (Houston, Texas)	8th/16	321-323-312—956	+92	6,119	72
M 17-19	Betsy Rawls Longhorn Classic (Austin, Texas)	11th/13	326-330-323—979	+115	5,928	72
M 27-30	Dr. Thompson Rainbow Invite (Honolulu, Hawai'i)	9th/14	328-315-321—964	+100	6,075	72
A 10-11	Susie Maxwell Berning Invitational (Norman, Okla.)	5th/13	322-320-327—969	+105	5,310	72
A 21-23	Big 12 Championships (Lubbock, Texas)	9th/12	319-318-324—961	+97	6,138	72

# 2000-01 COLORADO WOMEN'S GOLF



## 2000-01 Statistics

Player	Overall								Spring				Fall				Best
	Rd	Strk	Avg.	SCIRP	S-Avg.	Lo	Hi	L54	Rd	Strk	Avg.	SCIRP	Rd	Strk	Avg.	SCIRP	
Erin Kerr	29	2,244	77.38	+156	+5.4	69	87	227	15	1,167	77.80	+87	14	1,077	76.93	+69	t-2nd
Katy Nolan	17	1,339	78.76	+115	+6.8	73	84	232	15	1,188	79.20	+108	2	151	75.50	+7	t-7th
Sarah Bellinger	29	2,298	79.24	+210	+7.2	72	93	231	15	1,190	79.33	+110	14	1,108	79.14	+100	t-7th
Amanda Fisher	14	1,117	79.79	+109	+7.8	75	87	236	3	249	83.00	+33	11	868	78.91	+76	t-22nd
Robin Worthington	2	160	80.00	+16	+8.0	78	82	-	-	-	-	-	2	160	80.00	+16	-
Jolene Fellhauer	28	2,251	80.39	+235	+8.4	72	89	224	14	1,127	80.50	+119	14	1,124	80.29	+116	t-5th
Jo Pritchard	23	1,851	80.48	+195	+8.5	74	92	237	9	741	82.33	+93	14	1,110	79.29	+102	t-11th
Jennifer Footlik	9	738	82.00	+90	+10.30	75	91	239	1	91	91.00	+19	8	647	80.88	+71	t-32nd
Brooke Van Wyk	10	822	82.20	+102	+10.2	69	90	242	8	647	80.88	+71	2	175	87.50	+31	t-12th
Nicole Cavarra	2	172	86.00	+28	+14.0	84	88	-	-	-	-	-	2	172	86.00	+28	-
<b>Totals</b>	<b>193</b>	<b>15,014</b>	<b>77.79</b>	<b>+1,115</b>	<b>+5.8</b>	<b>69</b>	<b>89</b>	<b>218</b>	<b>105</b>	<b>8,206</b>	<b>78.15</b>	<b>+661</b>	<b>88</b>	<b>6,808</b>	<b>77.36</b>	<b>+454</b>	<b>2nd</b>

SCIRP - Stroke Count In Relation to Par

**Top 5 Finishes (3)**—Erin Kerr (2), Jolene Fellhauer (1); **Top 10 Finishes (7)**—Sarah Bellinger (3), Erin Kerr (2), Katy Nolan (1), Jolene Fellhauer (1); **Top 20 Finishes (16)**—Erin Kerr (6), Sarah Bellinger (4), Jolene Fellhauer (2), Katy Nolan (2), Jo Pritchard (1), Brooke Van Wyk (1); **Rounds in the 60s (2)**—Erin Kerr (1), Brooke Van Wyk (1); **Rounds in the 70s (87)**—Erin Kerr (22), Sarah Bellinger (16), Katy Nolan (13), Jo Pritchard (12), Jolene Fellhauer (10), Amanda Fisher (9), Jennifer Footlik (4), Robin Worthington (1); **Subpar Rounds (2)**—Erin Kerr (1), Brooke Van Wyk (1); **Even-Par Rounds (4)**—Erin Kerr (2), Sarah Bellinger (1), Jolene Fellhauer (1); **Rounds Counting Toward Team Scoring (includes ties, 119/148, 80.41%)**—Sarah Bellinger (25/29, 86.21%), Jolene Fellhauer (19/26, 73.08%), Amanda Fisher (10/14, 71.43%), Jenn Footlik (3/7, 42.86%), Erin Kerr (2/2, 100.00%), Katy Nolan (15/17, 88.24%), Jo Pritchard (18/23, 78.26%), Brooke Van Wyk (0/3, 0.00%).

## 2000-01 Results Season W-L-T Record vs. Division I Opponents: 65-82-0

Date	Tournament (Site)	Team Finish	Scores	To Par	Yards	Par
S 11-12	Ptarmigan Ram Fall Classic (Fort Collins, Colo.)	4th/15	311-303-305—919	+55	6,036	72
S 15-16	Oregon State Invitational (Corvallis, Ore.)	12th/18	316-323-312—951	+87	6,127	72
O 2-3	Big 12 Fall Preview (Waco, Texas)	11th/12	300-337-316—953	+89	5,991	72
O 9-10	Heather Farr/ CU Memorial (Broomfield, Colo.)	2nd/14	310-293—603	+27	6,069	72
O 30-31	Price's Give 'Em Five Invite (Las Cruces, N.M.)	13th/18	310-318-318—946	+82	6,117	72
F 12	San Diego State Invitational (San Diego, Calif.)	12th/16	337—337	+49	-	72
F 24-25	Mountain View Collegiate (Tucson, Ariz.)	1st/11	297-306—603	+27	5,921	72
M 5-7	San Jose State Invitational (San Jose, Calif.)	10th/16	317-305-303—925	+61	5,938	72
M 27-29	Dr. Thompson Rainbow Tournament (Honolulu, Hawai'i)	10th/18	305-311-322—938	+74	6,075	72
A 9-10	Utah Dixie Classic (St. George, Utah)	6th/19	310-303-329—942	+78	5,927	72
A 23-25	Big 12 Championships (Ames, Iowa)	11th/12	346-312-330—988	+124	6,125	72

# 2001-02 COLORADO WOMEN'S GOLF



## 2001-02 Statistics

Player	Overall								Spring				Fall				Best
	Rd	Strk	Avg.	SCIRP	S-Avg.	Lo	Hi	L54	Rd	Strk	Avg.	SCIRP	Rd	Strk	Avg.	SCIRP	
Erin Kerr	29	2,208	76.14	+120	+4.1	70	85	219	16	1,211	75.69	+59	13	997	76.69	+61	t-2nd
Jo Pritchard	10	779	77.90	+59	+5.9	74	82	227	3	227	75.67	+11	7	552	78.86	+48	t-6th
Allison Rella	26	2,063	79.35	+191	+7.3	72	88	223	13	1,035	79.62	+99	13	1,028	79.08	+92	t-9th
Jolene Fellhauer	29	2,311	79.69	+223	+7.7	71	92	217	16	1,311	81.94	+159	13	1,000	76.92	+64	t-4th
Jennifer Footlik	18	1,452	80.67	+156	+8.7	76	93	235	13	1,060	81.54	+124	5	392	78.40	+32	t-22nd
Lynn Ann Moretto	21	1,711	81.48	+199	+9.5	69	93	230	8	679	84.88	+103	13	1,032	79.38	+96	t-11th
Robin Worthington	12	986	82.17	+122	+10.2	78	87	241	5	417	83.40	+57	7	569	81.29	+65	t-60th
Joey Stetser	24	1,993	83.04	+265	+11.0	77	93	237	14	1,169	83.50	+161	10	824	82.40	+104	t-34th
<b>Totals</b>	<b>169</b>	<b>13,503</b>	<b>79.90</b>	<b>+1,335</b>	<b>+7.9</b>	<b>69</b>	<b>93</b>	<b>217</b>	<b>88</b>	<b>7,109</b>	<b>80.78</b>	<b>+773</b>	<b>81</b>	<b>6,394</b>	<b>78.94</b>	<b>+562</b>	

SCIRP - Stroke Count In Relation to Par

**Top 5 Finishes (3)**—Erin Kerr (2), Jolene Fellhauer (1); **Top 10 Finishes (7)**—Erin Kerr (3), Jolene Fellhauer (2), Allison Rella (1), Jo Pritchard (1); **Top 20 Finishes (15)**—Erin Kerr (8), Jolene Fellhauer (3), Jo Pritchard (2), Allison Rella (1), Lynn Ann Moretto (1); **Rounds in the 60s (1)**—Lynn Ann Moretto (1); **Rounds in the 70s (84)**—Erin Kerr (22), Jolene Fellhauer (17), Allison Rella (14), Jennifer Footlik (9), Jo Pritchard (8), Lynn Ann Moretto (7), Joey Stetser (6), Robin Worthington (1); **Subpar Rounds (7)**—Erin Kerr (4), Jolene Fellhauer (2), Lynn Ann Moretto (1); **Even-Par Rounds (3)**—Allison Rella (1), Jolene Fellhauer (1), Erin Kerr (1); **Rounds Counting Toward Team Scoring (includes ties, 116/145, 84.62%)**—Jolene Fellhauer (25/29, 86.21%), Jenn Footlik (10/13, 76.92%), Erin Kerr (28/29, 96.55%), Lynn Ann Moretto (13/19, 68.42%), Jo Pritchard (7/8, 84.50%), Allison Rella (22/26, 84.62%), Joey Stetser (8/17, 47.06%), Robin Worthington (3/4, 75.00%).

## 2001-02 Results *Season W-L-T Record vs. Division I Opponents: 70-88-2*

Date	Tournament (Site)	Team Finish	Scores	To Par	Yards	Par
S 10-11	Ptarmigan Ram Fall Classic (Fort Collins, Colo.)	2nd/14	298-298-299—895	+31	6,036	72
S 24-25	Pioneer Highlands Ranch Invitational (Highlands Ranch, Colo.)	4th/14	297-312—609	+33	6,252	72
O 1-2	Big 12 Invitational (Stillwater, Okla.)	13th/16	326-326-333—985	+121	6,024	72
O 8-9	Heather Farr Memorial Invitational (Broomfield, Colo.)	2nd/13	307-286—593	+17	6,085	72
O 30-31	Rainbow Wahine Classic (Honolulu, Hawai'i)	15th/19	327-309-313—949	+85	5,900	72
F 25-26	Bay Area Classic (Oakland, Calif.)	8th/16	316-320—636	+60	5,931	72
M 11-12	Pioneer Electronic Bruin Classic (Meneffe, Calif.)	14th/16	313-317-322—952	+88	6,116	72
M 23-24	Mountain View Collegiate (Tucson, Ariz.)	10th/14	324-304—628	+52	5,934	72
M 28-29	Oregon Invitational (Lebanon, Ore.)	12th/15	319-303-311—933	+69	5,975	72
A 8-9	Utah Dixie Classic (Provo, Utah)	6th/19	310-309-303—922	+58		72
A 19-21	Big 12 Championships (Manhattan, Kan.)	11th/12	322-310-337—969	+105	6,008	72

# 2002-03 COLORADO WOMEN'S GOLF



## 2002-03 Statistics

Player	Overall							Spring				Fall				Best	
	Rd	Strk	Avg.	SCIRP	S-Avg.	Lo	Hi	L54	Rd	Strk	Avg.	SCIRP	Rd	Strk	Avg.		SCIRP
Erin Kerr	31	2,350	75.81	+121	+3.9	71	85	221	15	1,149	76.60	+72	16	1,201	75.06	+49	t-2nd
Allison Rella	30	2,336	77.87	+179	+6.0	72	87	221	15	1,182	78.80	+105	15	1,154	76.93	+74	t-5th
Jolene Fellhauer	28	2,208	78.86	+195	+7.0	67	88	230	12	958	79.83	+97	16	1,250	78.13	+98	t-4th
Maria Persson-Gulda	28	2,233	79.75	+220	+7.9	73	87	234	15	1,206	80.40	+129	13	1,027	79.00	+91	t-19th
Lynn Ann Moretto	11	887	80.36	+92	+8.4	77	86	237	-	-	-	-	11	884	80.36	+92	t-19th
Joey Stetser	25	2,023	80.92	+226	+9.0	75	88	232	15	1,235	82.33	+158	10	788	78.80	+68	t-19th
Jessica Malcom	4	324	81.75	+39	+9.8	79	85	-	-	-	-	-	4	327	81.75	+39	-
Robin Worthington	13	1,107	85.15	+171	+13.2	74	100	241	9	771	85.67	+123	4	336	84.00	+48	t-36th
Kimber Westbrook	4	356	89.00	+68	+17.0	87	91	-	-	-	-	-	4	356	89.00	+68	t-42nd
<b>Totals</b>	<b>174</b>	<b>13,824</b>	<b>79.45</b>	<b>+1,311</b>	<b>+7.5</b>	<b>67</b>	<b>100</b>	<b>221</b>	<b>81</b>	<b>6,501</b>	<b>80.26</b>	<b>+684</b>	<b>93</b>	<b>7,323</b>	<b>78.74</b>	<b>+627</b>	

SCIRP - Stroke Count In Relation to Par

**Top 5 Finishes (6)**—Erin Kerr (4), Jolene Fellhauer (1), Allison Rella (1); **Top 10 Finishes (7)**—Erin Kerr (5), Jolene Fellhauer (1), Allison Rella (1); **Top 20 Finishes (16)**—Erin Kerr (7), Allison Rella (4), Jolene Fellhauer (2), Lynn Ann Moretto (1), Joey Stetser (1), Maria Persson-Gulda (1); **Rounds in the 60s (1)**—Jolene Fellhauer (1); **Rounds in the 70s (94)**—Erin Kerr (25), Allison Rella (22), Maria Persson-Gulda (14), Jolene Fellhauer (14), Joey Stetser (10), Lynn Ann Moretto (7), Jessica Malcom (1), Robin Worthington (1); **Subpar Rounds (5)**—Erin Kerr (4), Jolene Fellhauer (1); **Even-Par Rounds (4)**—Erin Kerr (3), Allison Rella (1); **Rounds Counting Toward Team Scoring (includes ties, 127/162, 76.54%)**—Jolene Fellhauer (21/28, 75.00%), Erin Kerr (29/31, 93.55%), Jessie Malcom (1/2, 50.00%), Lynn Ann Moretto (7/11, 63.64%), Maria Persson-Gulda (22/28, 78.57%), Allison Rella (27/30, 90.00%), Joey Stetser (17/25, 68.00%), Kimber Westbrook (0/2, 0.00%), Robin Worthington (0/5, 0.00%).

## 2002-03 Results *Season W-L-T Record vs. Division I Opponents: 78-66-2*

Date	Tournament (Site)	Team Finish	Scores	To Par	Yards	Par
S 9-10	Ptarmigan Ram Fall Classic (Fort Collins, Colo.)	7th/17	304-305-303—912	+48	6,036	72
S 16-17	Oregon State Shanico Invitational (Corvallis, Ore.)	5th/18	301-297-318—916	+52	6,160	72
S 23-24	Highlands Ranch Women's Intercollegiate (Highlands Ranch, Colo.)	3rd/7	308-291—599	+23	6,276	72
O 7-8	CU Heather Farr Memorial Invitational (Broomfield, Colo.)	3rd/16	303-303—606	+30	6,158	72
N 1-3	Landfall Tradition Women's Golf Championship (Wilmington, N.C.)	9th/12	312-317-311—940	+76	6,067	72
N 11-13	Las Vegas Founders Women's Collegiate Showdown (Las Vegas, Nev.)	7th/15	312-316-309—937	+73		72
F 24-26	Arizona Wildcat Invitational (Tucson, Ariz.)	17th/18	325-319-325—969	+120	6,238	71
M 10-11	Oregon Duck Invitational (Junction City, Ore.)	8th/12	312-327-304—943	+79	5,953	72
M 22-23	Mountain View Collegiate (Tucson, Ariz.)	5th/12	301-309-307—907	+43	5,984	72
A 7-8	Utah Dixie Classic (St. George, Utah)	4th/22	303-320-303—926	+62		72
A 21-23	Big 12 Championships (Columbia, Mo.)	10th/12	332-328-311—971	+107		72

# 2003-04 COLORADO WOMEN'S GOLF



## 2003-04 Statistics

Player	Overall								Spring				Fall				Best
	Rd	Strk	Avg.	SCIRP	S-Avg.	Lo	Hi	L54	Rd	Strk	Avg.	SCIRP	Rd	Strk	Avg.	SCIRP	
Hannah Hoch	32	1,461	76.91	+157	+4.9	68	88	221	16	1,234	77.13	+82	16	1,227	76.67	+75	8th
Maria Persson-Gulda	32	2,475	77.3	+171	+5.3	71	87	219	16	1,268	79.25	+116	16	1,207	75.44	+55	t-5th
Allison Rella	29	2,302	79.38	+214	+7.4	71	93	225	13	1,047	80.54	+111	16	1,255	78.44	+103	t-7th
Joey Stetser	10	803	80.30	+83	+8.3	75	84	235	-	-	-	-	10	803	80.30	+83	t-23rd
Regina Rodriguez	18	1,453	80.72	+157	+8.7	72	87	237	8	659	82.38	+83	10	794	79.40	+74	t-29th
Robin Worthington	24	1,947	81.13	+219	+9.1	74	88	225	11	920	83.64	+128	13	1,027	79.00	+91	t-17th
Jenn Footlik	13	1,075	82.69	+139	+10.7	76	91	245	6	493	82.17	+61	7	582	73.14	+78	t-39th
Jessica Malcom	21	1,744	83.05	+232	+11.0	71	92	230	11	928	84.36	+136	10	816	81.60	+96	t-31st
Lindsay Koth	4	337	84.25	+49	+12.3	83	86	-	2	169	84.50	+25	2	168	84.00	+24	-
Kimber Westbrook	2	198	99.00	+54	+27.0	96	102	-	-	-	-	-	2	198	99.00	+54	-
<b>Totals</b>	<b>185</b>	<b>14,795</b>	<b>79.97</b>	<b>+1,475</b>	<b>+8.0</b>	<b>68</b>	<b>102</b>	<b>219</b>	<b>83</b>	<b>6,718</b>	<b>80.94</b>	<b>+742</b>	<b>102</b>	<b>8,077</b>	<b>79.19</b>	<b>+733</b>	

SCIRP - Stroke Count In Relation to Par

**Top 5 Finishes (3)**—Hannah Hoch (2), Maria Persson-Gulda (1); **Top 10 Finishes (5)**—Hannah Hoch (3), Maria Persson-Gulda (1), Allison Rella (1); **Top 20 Finishes (16)**—Hannah Hoch (6), Maria Persson-Gulda (6), Robin Worthington (2), Allison Rella (2); **Rounds in the 60s (1)**—Hannah Hoch (1); **Rounds in the 70s (92)**—Hannah Hoch (24), Maria Persson-Gulda (21), Allison Rella (16), Robin Worthington (11), Gina Rodriguez (7), Joey Stetser (5), Jenn Footlik (4), Jessica Malcom (4); **Subpar Rounds (5)**—Hannah Hoch (2), Jessica Malcom (1), Allison Rella (1), Maria Persson-Gulda (1); **Even-Par Rounds (5)**—Maria Persson-Gulda (3), Hannah Hoch (1), Gina Rodriguez (1); **Rounds Counting Toward Team Scoring (includes ties, 119/160, 74.38)**—Jenn Footlik (2/3, 66.67%), Hannah Hoch (28/32, 87.50%), Lindsay Koth (1/2, 50.0%), Jessica Malcom (10/17, 58.82%), Maria Persson-Gulda (27/32, 84.38%), Joey Stetser (6/10, 60.00%), Robin Worthington (18/24, 75.00%).

## 2003-04 Results *Season W-L-T Record vs. Division I Opponents: 43-107-2*

Date	Tournament (Site)	Team Finish	Scores	To Par	Yards	Par
S 8-9	Ptarmigan Ram Classic (Fort Collins, Colo.)	5th/16	288-313-299—900	+36	6,113	72
S 29-30	Ron Moore Women's Intercollegiate (Highlands Ranch, Colo.)	4th/8	312-314—626	+50	6,276	72
O 6-7	Heather Farr Memorial (Broomfield, Colo.)	9th/17	316-301—617	+41		72
O 20-21	Lady Aztec Fall Invitational (Chula Vista, Calif.)	4th/20	303-305-291—899	+35	6,021	72
N 4-5	Kent Youel Invitational (Oahu, Hawai'i)	12th/17	312-313-310—935	+71	5,900	72
N 10-12	Las Vegas Founders Showdown (Las Vegas, Nev.)	14th/15	319-319-308—946	+82		72
F 16-17	Bay Area Classic (San Jose, Calif.)	13th/14	344-343—687	+111	6,069	72
M 1-3	SJSU Spartan Invitational (Corral de Tierra, Calif.)	14th/17	315-305-325—945	+81	6,010	72
M 15-16	UC-Irvine Anteater Invitational (Irvine, Calif.)	9th/13	303-321-323—947	+83	6,072	72
M 27-28	Mountain View Collegiate (Tucson, Ariz.)	14th/17	303-310-314—927	+63	5,982	72
A 5-6	BYU Dixie Classic (St. George, Utah)	10th/13	320-321-320—961	+97		72
A 23-25	Big 12 Championships (College Station, Texas)	12th/12	309-322—631	+55		72

# 2004-05 COLORADO WOMEN'S GOLF



## 2004-05 Statistics

Player	Overall								Spring				Fall				Best
	Rd	Strk	Avg.	SCIRP	S-Avg.	Lo	Hi	L54	Rd	Strk	Avg.	SCIRP	Rd	Strk	Avg.	SCIRP	
Hannah Hoch	31	2,318	74.77	+86	+2.8	69	83	215	17	1,293	76.06	+69	14	1,025	73.21	+17	1st
Allison Rella	28	2,144	76.57	+125	+4.5	70	82	217	14	1,083	77.36	+72	14	1,061	75.79	+53	5th
Maria Persson-Gulda	31	2,392	77.16	+160	+5.2	70	88	224	17	1,335	78.53	+111	14	1,057	75.50	+49	5th
Lindsay Koth	5	400	80.00	+40	+8.0	76	83	240	3	240	80.00	+24	2	160	80.00	+16	t-44th
Jessica Malcom	28	2,242	80.07	+229	+8.2	72	91	228	17	1,354	79.65	+133	11	888	80.73	+96	t-31st
Jess Ellis	19	1,557	81.95	+192	+10.1	74	96	235	14	1,153	82.36	+148	5	404	80.80	+44	t-44th
Regina Rodriguez	5	410	82.00	+50	+10.0	75	87	253	-	-	-	-	5	410	82.00	+50	33rd
Lindsay Senger	19	1,566	82.42	+195	+10.3	75	93	235	8	687	85.88	+108	11	879	79.91	+87	t-36th
Charlotte Persson-Gulda	8	685	85.63	+109	+13.6	79	97	256	-	-	-	-	8	685	85.63	+109	70th
<b>Totals</b>	<b>174</b>	<b>13,714</b>	<b>78.82</b>	<b>+1,186</b>	<b>+6.8</b>	<b>69</b>	<b>97</b>	<b>215</b>	<b>90</b>	<b>7,145</b>	<b>79.39</b>	<b>+665</b>	<b>84</b>	<b>6,569</b>	<b>78.20</b>	<b>+521</b>	

SCIRP - Stroke Count In Relation to Par

**Top 5 Finishes (6)**—Hannah Hoch (3), Allison Rella (2), Maria Persson-Gulda (1); **Top 10 Finishes (10)**—Hannah Hoch (6), Maria Persson-Gulda (2), Allison Rella (2); **Top 20 Finishes (19)**—Hannah Hoch (9), Allison Rella (6), Maria Persson-Gulda (4); **Rounds in the 60s (2)**—Hannah Hoch (2); **Rounds in the 70s (100)**—Hannah Hoch (28), Maria Persson-Gulda (23), Allison Rella (21), Jessica Malcom (10), Jess Ellis (7), Lindsay Senger (7), Lindsay Koth (2), Lotta Persson-Gulda (1), Regina Rodriguez (1); **Subpar Rounds (6)**—Hannah Hoch (4), Allison Rella (1), Maria Persson-Gulda (1); **Even-Par Rounds (6)**—Hannah Hoch (4), Allison Rella (1), Maria Persson-Gulda (1); **Rounds Counting Toward Team Scoring (includes ties, 127/155, 81.94%)**—Jessica Ellis (9/17, 52.94%), Hannah Hoch (31/31, 100.00%), Jessie Malcom (16/28 57.14%), Charlotte Persson-Gulda (0/3, 0.00%), Maria Persson-Gulda (30/31, 96.77%), Allison Rella (28/28, 100.00%), Regina Rodriguez (1/2, 50.00%), Lindsay Senger (9/15, 60.0%).

## 2004-05 Results Season W-L-T Record vs. Division I Opponents: 92-55-4

Date	Tournament (Site)	Team Finish	Scores	To Par	Yards	Par
S 13-14	Ptarmigan Ram Classic (Fort Collins, Colo.)	2nd/18	302-304-296—902	+38	6,113	72
S 20-21	Ron Moore Classic (Highlands Ranch, Colo.)	6th/16	306-311-309—926	+62	6,225	72
O 4-5	Heather Farr Memorial/CU Invite (Broomfield, Colo.)	4th/14	303-307—610	+34	6,128	72
O 11-12	Bronco Fall Invitational (Kuna, Idaho)	2nd/18	304-293-306—903	+39	6,038	72
O 26-27	Kent Youel Invitational (Oahu, Hawai'i)	8th/15	299-304-309—912	+48	6,033	72
F 21-22	Miccosukee Championship (Miami, Fla.)	5th/18	306-310-318—934	+58	5,919	73
M 8-9	Spartan Invitational (Monterey, Calif.)	13th/15	319-299-305—923	+74	5,826	71
M 15-16	Anteater Invitational (Irvine, Calif.)	4th/10	322-308-313—943	+79	6,061	72
M 26-27	Mountain View Collegiate (Tucson, Ariz.)	6th/15	299-292-297—888	+24		72
A 4-5	Utah Dixie Classic (St. George, Utah)	5th/14	335-310—645	+69		72
A 22-24	Big 12 Championships (Austin, Texas)	11th/12	307-323-325—955	+91		72

# 2005-06 COLORADO WOMEN'S GOLF



## 2005-06 Statistics

Player	Overall									Spring				Fall				Best
	Rd	Strk	Avg.	SCIRP	S-Avg.	Lo	Hi	L54	Rd	Strk	Avg.	SCIRP	Rd	Strk	Avg.	SCIRP		
Lindsay Caljouw	30	2,280	76.00	+120	+4.0	70	85	218	15	1,128	75.20	+48	15	1,152	76.80	+72	t-3rd	
Maria Persson-Gulda	32	2,445	76.41	+141	+4.4	71	84	220	17	1,293	76.06	+69	15	1,152	76.80	+72	t-5th	
Hannah Hoch	32	2,474	77.31	+170	+5.3	73	83	226	17	1,303	76.64	+79	15	1,171	78.07	+91	t-14	
Jessica Malcom	12	949	79.08	+85	+7.1	75	82	232	-	-	-	-	12	949	79.08	+85	t-36th	
Lindsay Koth	26	2,072	79.69	+200	+7.7	73	88	228	17	1,337	78.65	+113	9	735	81.67	+87	t-35th	
Lindsay Senger	26	2,082	80.08	+210	+8.1	74	85	234	17	1,354	79.65	+130	9	728	80.89	+80	t-40th	
Catherine Woods	3	241	80.33	+25	+8.3	78	83	241	3	241	80.33	+285	-	-	-	-	t-70th	
Cierra Ko	6	487	81.17	+55	+9.2	79	85	242	-	-	-	-	6	487	81.17	+55	t-68th	
Jess Ellis	6	495	82.50	+63	+10.5	76	88	-	3	236	78.67	+20	3	59	86.33	+43	-	
Sarah Ruybalid	3	248	82.67	+32	+10.7	81	85	248	-	-	-	-	3	248	82.67	+32	t-77th	
Charlotte Persson-Gulda	5	421	84.20	+61	+12.2	81	87	255	2	166	83.00	+22	3	255	85.00	+39	t-90th	
<b>Totals</b>	<b>181</b>	<b>14,194</b>	<b>78.42</b>	<b>+1,162</b>	<b>+6.4</b>	<b>70</b>	<b>88</b>	<b>218</b>	<b>91</b>	<b>7,058</b>	<b>77.56</b>	<b>+506</b>	<b>90</b>	<b>7,136</b>	<b>79.29</b>	<b>+656</b>		

SCIRP - Stroke Count In Relation to Par

**Top 5 Finishes (2)** —Lindsay Caljouw (1), Maria Persson-Gulda (1); **Top 10 Finishes (5)** —Lindsay Caljouw (3), Maria Persson-Gulda (2); **Top 20 Finishes (10)** —Lindsay Caljouw (4), Maria Persson-Gulda (4), Hannah Hoch (2); **Rounds in the 70s (117)** —Maria Persson-Gulda (27), Lindsay Caljouw (26), Hannah Hoch (24), Lindsay Koth (15), Lindsay Senger (14), Jessica Malcom (7), Jess Ellis (2), Cierra Ko (1), Catherine Woods (1); **Subpar Rounds (3)** —Maria Persson-Gulda (2), Lindsay Caljouw (1); **Even-Par Rounds (4)** —Lindsay Caljouw (3), Maria Persson-Gulda (1); **Rounds Counting Toward Team Scoring (includes ties, 44/145, 30.34%)** —Lindsay Caljouw (9/27, 33.33%), Hannah Hoch (11/29, 37.93%), Cierra Ko (0/3, 0.00%), Lindsay Koth (3/23, 13.04%), Charlotte Persson-Gulda (1/2, 50.00%), Maria Persson-Gulda (11/29, 37.93%), Lindsay Senger (3/23, 13.04%).

## 2005-06 Results Season W-L-T Record vs. Division I Opponents: 57-109-4

Date	Tournament (Site)	Team Finish	Scores	To Par	Yards	Par
S 12-13	Ptarmigan Ram Classic (Fort Collins, Colo.)	10th/18	304-308-312—924	+60	6,223	72
S 26-27	Ron Moore Classic (Highlands Ranch, Colo.)	3rd/14	304-299-301—904	+40	6,225	72
O 3-4	Heather Farr Memorial/CU Invite (Broomfield, Colo.)	8th/18	301-298-313—912	+48	6,236	72
O 17-18	Price's Give 'Em Five Invite (Las Cruces, N.M.)	19th/21	319-305-316—940	+76	6,319	72
N 1-2	Kent Youel Invitational (Oahu, Hawai'i)	17th/18	317-330-330—977	+113	6,255	72
F 27-28	Kitihara Fresno State Invitational (Fresno, Calif.)	t-17th/19	318-308—626	+50	6,004	72
M 13-15	UNLV Spring Rebel Invitational (Boulder City, Nev.)	16th/19	313-307-315—935	+71	6,153	72
M 25-26	Mountain View Collegiate (Catalina, Ariz.)	t-10th/15	304-305-297—906	+42	6,138	72
A 3-4	Northwestern Invitational (Rancho Mirage, Calif.)	t-9th/14	296-303-300—899	+35	6,238	72
A 9-10	Susie Maxwell Berning Invitational (Norman, Okla.)	8th/17	305-302-313—920	+56	6,013	72
A 17-19	Big 12 Conference Championships (Lincoln, Neb.)	3rd/12	315-296-311—922	+58	6,167	72

# 2006-07 COLORADO WOMEN'S GOLF



## 2006-07 Statistics

Player	Overall								Spring				Fall				Best
	Rd	Strk	Avg.	SCIRP	S-Avg.	Lo	Hi	L54	Rd	Strk	Avg.	SCIRP	Rd	Strk	Avg.	SCIRP	
Lindsay Caljouw	23	1,744	75.83	+88	+3.8	70	83	222	14	1,057	75.50	+49	9	687	76.33	+39	2nd
Julie Kim	28	2,134	76.21	+118	+4.2	67	88	215	16	1,225	76.56	+73	12	909	75.75	+45	t-3rd
Lindsay Senger	29	2,227	76.79	+139	+4.8	70	83	214	14	1,069	76.36	+61	15	1,158	77.20	+78	2nd
Hannah Hoch	25	1,933	77.32	+133	+5.3	71	84	217	13	1,014	78.00	+78	12	919	76.58	+55	t-7th
Dominique Pytlewski	31	2,410	77.74	+178	+5.7	72	86	223	16	1,246	77.88	+94	15	1,164	77.60	+84	t-8th
Lindsay Koth	12	940	78.33	+76	+6.3	72	82	232	3	232	77.33	+16	9	708	78.67	+60	t-60th
Christine Kim	22	1,725	78.41	+141	+6.4	71	90	231	10	783	78.30	+63	12	942	78.50	+78	t-24th
Cierra Ko	3	241	80.33	+25	+8.3	78	85	241	-	-	-	-	3	241	80.33	+25	t-57th
Jess Ellis	3	269	89.67	+53	+17.7	85	97	269	-	-	-	-	3	269	89.67	+53	
<b>Totals</b>	<b>176</b>	<b>13,623</b>	<b>77.40</b>	<b>+951</b>	<b>+5.4</b>	<b>67</b>	<b>97</b>	<b>214</b>	<b>8</b>	<b>6,626</b>	<b>77.05</b>	<b>+434</b>	<b>90</b>	<b>6,997</b>	<b>77.74</b>	<b>+517</b>	


SCIRP - Stroke Count In Relation to Par

**Top 5 Finishes (3)** —Julie Kim (1), Lindsay Senger (1), Lindsay Caljouw (1); **Top 10 Finishes (10)** —Lindsay Caljouw (3), Lindsay Senger (2), Julie Kim (2), Hannah Hoch (2), Dominique Pytlewski (1); **Top 20 Finishes (15)** —Julie Kim (4), Lindsay Caljouw (4), Lindsay Senger (3), Hannah Hoch (3), Dominique Pytlewski (1); **Rounds in the 60s (2)** —Julie Kim (2); **Rounds in the 70s (126)** —Dominique Pytlewski (24), Lindsay Senger (21), Lindsay Caljouw, (20), Julie Kim (19), Hannah Hoch (17), Christine Kim (16), Lindsay Koth (7), Cierra Ko (2); **Subpar Rounds (9)** —Julie Kim (3), Lindsay Caljouw (2), Lindsay Senger (2), Christine Kim (1), Hannah Hoch (1); **Even-Par Rounds (12)** —Julie Kim (4), Hannah Hoch (2), Dominique Pytlewski (2), Lindsay Koth (1), Christine Kim (1), Lindsay Senger (1), Lindsay Caljouw (1); **Rounds Counting Toward Team Scoring (includes ties, 129/153, 84.31%)**—Lindsay Caljouw (22/23, 95.65%), Hannah Hoch (17/22, 77.27%), Christine Kim (14/16, 84.50%), Julie Kim (25/28, 89.29%), Lindsay Koth (6/6, 100.00%), Dominique Pytlewski (23/31, 74.19%), Lindsay Senger (22/27, 81.48%).

## 2006-07 Results Season W-L-T Record vs. Division I Opponents: 94-65-6

Date	Tournament (Site)	Team Finish	Scores	To Par	Yards	Par
S 11-12	Ptarmigan Ram Classic (Fort Collins, Colo.)	1st/17	286-292-294—872	+8	6,226	72
S 18-19	Salbesgeon Suites Invitational (Corvallis, Ore.)	10th/18	297-311-307—915	+51	6,271	72
O 2-3	CU Heather Farr Memorial Invitational (Broomfield, Colo.)	t-5th/17	294-304-316—914	+50	6,280	72
O 16-18	Price's Give 'Em Five Invite (Las Cruces, N.M.)	13th/17	313-309-309—931	+67	6,319	72
O 30-31	Edwin Watts/Palmetto Intercollegiate (Kiawah Island, S.C.)	16th/19	311-310-302—923	+59	5,953	72
F 5-6	Bajamar Women's Intercollegiate (Ensenada, Mexico)	t-3rd/15	298-322—620	+44	6,094	72
F 26-27	Fresno State Invitational (Fresno, Calif.)	t-6th/18	308-306—614	+38	6,072	72
M 5-6	San Jose State Spartan Invitational (San Jose, Calif.)	t-2nd/14	291-301-300—892	+28	6,121	72
M 24-25	Mountain View Collegiate (Catalina, Ariz.)	11th/16	295-299-296—890	+26	6,126	72
A 3-4	BYU Dixie Classic (St. George, Utah)	6th/16	304-307-303—914	+50	6,029	72
A 16-18	Big 12 Tournament (Waco, Texas)	6th/12	308-324-307—939	+75	6,142	72

# 2007-08 COLORADO WOMEN'S GOLF



## 2007-08 Statistics

Player	Overall								Spring				Fall				Best
	Rd	Strk	Avg.	SCIRP	S-Avg.	Lo	Hi	L54	Rd	Strk	Avg.	SCIRP	Rd	Strk	Avg.	SCIRP	
Julie Kim	21	1,600	76.19	+91	+4.3	69	83	219	6	462	77.00	+36	15	1,138	75.87	+55	6th
Dominique Pytlewski	35	2,674	76.40	+159	+4.5	70	90	216	20	1,562	78.10	+130	15	1,112	74.13	+29	1st
Lindsay Senger	35	2,708	77.37	+193	+5.5	71	87	225	20	1,564	78.20	+132	15	1,144	76.27	+61	t-8th
Stephanie Simich	35	2,736	78.17	+221	+6.3	69	89	223	20	1,561	78.05	+129	15	1,175	78.33	+92	t-15th
Christine Kim	20	1,566	78.30	+134	+6.7	72	87	231	20	1,566	78.30	+134	-	-	-	-	t-7th
Cierra Ko	29	2,400	82.76	+311	+10.7	75	92	241	14	1,156	82.57	+150	15	1,244	82.93	+161	t-40th
<b>Totals</b>	<b>175</b>	<b>13,684</b>	<b>78.19</b>	<b>+1,109</b>	<b>+6.3</b>	<b>69</b>	<b>92</b>	<b>216</b>	<b>100</b>	<b>7,871</b>	<b>78.71</b>	<b>+711</b>	<b>75</b>	<b>5,813</b>	<b>77.51</b>	<b>+398</b>	

SCIRP - Stroke Count In Relation to Par

**Top 5 Finishes (3)** —Dominique Pytlewski (3); **Top 10 Finishes (8)** —Dominique Pytlewski (5), Lindsay Senger (2), Stephanie Simich (2), Christine Kim (1); **Top 20 Finishes (14)** —Dominique Pytlewski (5), Julie Kim (4), Lindsay Senger (2), Stephanie Simich (2), Christine Kim (1); **Rounds in the 60s (2)** —Julie Kim (1), Stephanie Simich (1); **Rounds in the 70s (110)** —Dominique Pytlewski (28), Lindsay Senger (26), Stephanie Simich (21), Julie Kim (17), Christine Kim (12), Cierra Ko (6); **Subpar Rounds (10)** —Dominique Pytlewski (5), Stephanie Simich (2), Julie Kim (2), Lindsay Senger (1); **Even-Par Rounds (4)** —Christine Kim (1), Julie Kim (1), Lindsay Senger (1), Dominique Pytlewski (1); **Rounds Counting Toward Team Scoring (includes ties, 145/175, 82.86%)** —Christine Kim (16/20, 80.00%), Julie Kim (20/21, 95.24%), Cierra Ko (13/29, 44.83%), Dominique Pytlewski (32/35, 91.43%), Lindsay Senger (34/35, 97.14%), Stephanie Simich (30/35, 85.71%).

## 2007-08 Results *Season W-L-T Record vs. Division I Opponents: 47-85-4*

Date	Tournament (Site)	Team Finish	Scores	To Par	Yards	Par
S 10-11	Ptarmigan Ram Classic (Fort Collins, Colo.)	t-3rd/20	300-292-299—891	+27	6,223	72
S 17-18	Ron Moore Denver Invitational (Highlands Ranch, Colo.)	14th/18	312-314-296—922	+58	6,518	72
O 1-2	CU Heather Farr Memorial Invitational (Broomfield, Colo.)	1st/20	301-287-297—885	+21	6,221	72
O 8-9	Jeannine McHaney/Audrey Morehead Invitational (Lubbock, Texas)	3rd/14	312-305-303—920	+44	6,525	73
O 30-31	Kent Youel Invitational (Honolulu, Hawai'i)	t-12th/19	314-313-313—940	+76	6,150	72
F 22-24	Florida Invitational (Gainesville, Fla.)	t-10th/15	312-309-29—920	+80	5,907	70
M 3-4	San Jose State Spartan Invitational (San Jose, Calif.)	t-7th/15	311-307-303—921	+57	6,179	72
M 24-25	Oregon Invitational (Eugene, Ore.)	7th/15	308-311-308—927	+63	6,052	72
M 29-30	Mountain View Collegiate (Tucson, Ariz.)	12th/17	300-304-306—910	+46	6,126	72
M 31-A1	Sac State Invitational (Sacramento, Calif.)	t-8th/19	307-296-310—913	+49	6,018	72
A 11-12	Peg Barnard/Stanford Collegiate (Stanford, Calif.)	8th/14	315-304—619	+51	6,117	71
A 25-27	Big 12 Tournament (Stillwater, Okla.)	11th/12	351-322-329—1002	+138	6,210	72

# 2008-09 COLORADO WOMEN'S GOLF



## 2008-09 Statistics

Player	Overall								Spring				Fall				Best
	Rd	Strk	Avg.	SCIRP	S-Avg.	Lo	Hi	L54	Rd	Strk	Avg.	SCIRP	Rd	Strk	Avg.	SCIRP	
Emily Childs	16	1,174	73.38	+16	+1.0	67	81	209	1	75	75.00	+3	15	1,099	73.27	+13	2nd
Emily Talley	33	2,489	75.42	+104	+3.2	70	83	213	18	1,379	76.61	+80	15	1,110	74.00	+24	t-6th
Julie Kim	25	1,918	76.72	+112	+4.5	71	84	217	16	1,235	77.19	+80	9	683	75.89	+32	t-18th
Dominique Pytlewski	33	2,541	77.00	+156	+4.7	68	89	213	18	1,405	78.06	+106	15	1,136	75.73	+50	t-7th
Stephanie Simich	30	2,340	78.00	+174	+5.8	71	89	223	18	1,414	78.56	+115	12	923	77.17	+59	t-9th
Christine Kim	27	2,141	79.30	+188	+7.0	72	90	219	18	1,429	79.39	+130	9	712	79.11	+58	t-11th
Cierra Ko	6	491	81.83	+59	+9.8	77	86	241	3	241	80.33	+25	3	250	83.33	+34	t-65th
<b>Totals</b>	<b>170</b>	<b>13,094</b>	<b>77.02</b>	<b>+809</b>	<b>+4.8</b>	<b>67</b>	<b>90</b>	<b>209</b>	<b>92</b>	<b>7,178</b>	<b>78.02</b>	<b>+539</b>	<b>78</b>	<b>5,916</b>	<b>75.85</b>	<b>+270</b>	

SCIRP - Stroke Count In Relation to Par

**Top 5 Finishes (2)**—Emily Childs (2); **Top 10 Finishes (10)**—Emily Talley (4), Emily Childs (4), Dominique Pytlewski (1) Stephanie Simich (1); **Top 20 Finishes (16)**—Emily Talley (6), Emily Childs (5), Stephanie Simich (2), Christine Kim (1), Dominique Pytlewski (1); **Rounds in the 60s (5)**—Emily Childs (3), Dominique Pytlewski (2); **Rounds in the 70s (122)**—Emily Talley (30), Dominique Pytlewski (22), Stephanie Simich (21), Julie Kim (19), Christine Kim (16), Emily Childs (12), Cierra Ko (2); **Subpar Rounds (19)**—Dominique Pytlewski (7), Emily Childs (6), Emily Talley (4), Julie Kim (1), Stephanie Simich (1); **Even-Par Rounds (11)**—Julie Kim (3), Emily Talley (2), Christine Kim (2), Stephanie Simich (2), Emily Childs (1), Dominique Pytlewski (1); **Rounds Counting Toward Team Scoring (includes ties, 139/164, 84.76%)**—Emily Childs (15/16, 93.75%), Christine Kim (20/27, 74.07%), Julie Kim (21/25, 84.00%), Dominique Pytlewski (27/33, 81.82%), Stephanie Simich (24/30, 80.00%), Emily Talley 32/33, 96.97%.

## 2008-09 Results Season W-L-T Record vs. Division I Opponents: 96-76-4

Date	Tournament (Site)	Team Finish	Scores	To Par	Yards	Par
S 8-9	Ptarmigan Ram Classic (Ft. Collins, Colo.)	2nd/19	283-279-290—852	-12	6,206	72
S 18-20	UNM Branch Law Firm / Dick McGuire Invitational (Albuquerque, N.M.)	6th/16	301-302-296—899	+23	6,167	73
S 29-30	CU Heather Farr Memorial Invitational (Broomfield, Colo.)	3rd/20	286-291-290—867	+3	6,211	72
O 6-7	Jeannie McHaney / Audrey Morehead Invitational (Lubbock, Texas)	t-3rd/13	313-301-306—920	+44	6,525	73
N 2-3	Texas State Challenger at Wolfdancer (Austin, Texas)	1st/16	307-313-308—928	+64	6,141	72
F 15-17	San Diego State Spring Invitational (San Diego, Calif.)	9th/18	306-326-304—936	+72	6,187	72
M 13-15	LSU/Cleveland Golf Classic (Baton Rouge, La.)	t-10th/18	296-301-287—884	+20	6,424	72
M 28-29	Mountain View Collegiate (Tucson, Ariz.)	t-11th/19	297-301-307—905	+41	6,263	72
A 3-5	Ping / ASU Invitational (Tempe, Ariz.)	15th/17	310-314-307—931	+67	6,230	72
A 23-25	Big 12 Tournament (Lubbock, Texas)	t-8th/12	317-305-330—952	+76	6,525	73
M 7-9	NCAA West Regional (Tempe, Ariz.)	t-19th/21	309-308-305—922	+58	6,230	72

# 2009-10 COLORADO WOMEN'S GOLF



## 2009-10 Statistics

Player	Overall								Spring				Fall				Best
	Rd	Strk	Avg.	SCIRP	S-Avg.	Lo	Hi	L54	Rd	Strk	Avg.	SCIRP	Rd	Strk	Avg.	SCIRP	
Emily Talley	32	2,398	74.94	+94	+2.9	69	84	218	18	1,355	75.28	+62	14	1,043	74.50	+32	t-3rd
Christine Kim	32	2,440	76.25	+136	+4.3	70	82	226	18	1,377	76.50	+84	14	1,063	75.93	+52	t-21st
Julie Kim	18	1,394	77.44	+98	+5.4	72	82	228	6	473	78.83	+44	12	921	76.75	+54	t-22nd
Taylor Doyle	27	2,100	77.78	+156	+5.8	70	87	223	18	1,393	77.39	+100	9	707	78.56	+56	t-22nd
Dominique Pytlewski	29	2,227	78.52	+189	+6.5	71	89	219	15	1,204	80.27	+127	14	1,073	76.64	+62	t-19th
Stephanie Simich	17	1,340	78.82	+116	+6.8	73	88	225	9	702	78.00	+54	8	638	79.75	+62	t-22nd
Meaghan Kari	14	1,115	79.64	+104	+7.4	74	83	229	6	481	80.17	+49	8	634	79.25	+55	t-39th
Jamie Befort	15	1,207	80.47	+127	+8.5	72	85	235	9	722	80.22	+74	6	485	80.83	+53	t-48th
Devin Dougherty	9	743	82.56	+95	+10.6	78	87	244	6	499	83.17	+67	3	244	81.33	+28	61st
Totals	193	15,014	77.79	+1,115	+5.8	69	89	218	105	8,206	78.15	+661	88	6,808	77.36	+454	2nd

SCIRP - Stroke Count In Relation to Par

**Top 5 Finishes (2)**—Emily Talley (2); **Top 10 Finishes (4)**—Emily Talley (4); **Top 20 Finishes (8)**—Emily Talley (7), Dominique Pytlewski (1); **Rounds in the 60s (1)**—Emily Talley (1). **Rounds in the 70s (130)**—Christine Kim (28), Emily Talley (28), Taylor Doyle (19), Dominique Pytlewski (17), Julie Kim (14), Stephanie Simich (10), Meaghan Kari (7), Jamie Befort (5), Devin Dougherty (2); **Subpar Rounds (9)**—Emily Talley (5), Christine Kim (2), Dominique Pytlewski (1), Taylor Doyle (1); **Even-Par Rounds (7)**—Emily Talley (3), Christine Kim (2), Jamie Befort (1), Julie Kim (1); **Rounds Counting Toward Team Scoring** (includes ties, 136/160, 84.83%)—Emily Talley (31/32, 96.9%), Christine Kim (30/32, 93.8%), Taylor Doyle (21/24, 87.5%), Julie Kim (13/15, 86.7%), Meaghan Kari (11/14, 78.6%), Stephanie Simich (11/14, 78.6%), Dominique Pytlewski (19/29, 65.5%).

## 2009-10 Results *Season W-L-T Record vs. Division I Opponents: 70-93-1*

Date	Tournament (Site)	Team Finish	Scores	To Par	Yards	Par
S 6-8	Collegiate Match Play Championship (Daytona Beach, Fla.)	15th/15	315-309—624	+48	6,280	72
S 14-15	Ptarmigan Ram Classic (Fort Collins, Colo.)	9th/16	300-289-294—883	+19	6,250	72
S 19-20	Branch Law Firm / Dick McGuire Invitational (Albuquerque, N.M.)	10th/18	310-296-297—903	+27	6,187	73
O 5-6	Heather Farr Memorial/Colorado Invitational (Erie, Colo.)	6th/20	302-304-308—914	+50	6,352	72
O 26-28	Las Vegas Collegiate Showdown (Boulder City, Nev.)	t-14th/18	291-316-309—916	+52	6,233	72
F 8-10	Northrop Grumman Regional Challenge (Palos Verdes, Calif.)	14th/15	311-313-309—933	+81	5,912	71
M 8-9	Julie Inkster/Spartan Invitational (San Jose, Calif.)	11th/16	313-312-308—933	+69	6,223	72
M 22-23	BYU Dixie Classic (Saint George, Utah)	6th/13	316-304-312—932	+68	6,154	72
M 26-27	Mountain View Collegiate (Tucson, Ariz.)	t-11th/18	302-309-304—915	+51	6,227	72
A 10-11	Indiana Invitational (Bloomington, Ind.)	2nd/16	304-296-292—892	+28	6,142	72
A 23-25	Big 12 Championships (Norman, Okla.)	6th/12	302-304-309—915	+51	6,327	72

# 2010-11 COLORADO WOMEN'S GOLF



From left: Assistant Coach Brent Franklin, Meaghan Kari, Devin Dougherty, Kristin Coleman, Jamie Befort, Jenny Coleman, Tessa The, Cristina DeTomas, Jessica Wallace, Emily Talley, Taylor Doyle, Head Coach Anne Kelly.

## 2010-11 Statistics

Player	Overall								Spring				Fall				Best
	Rd	Strk	Avg.	SCIRP	S-Avg.	Lo	Hi	L54	Rd	Strk	Avg.	SCIRP	Rd	Strk	Avg.	SCIRP	
Jess Wallace	35	2,554	72.97	+39	+1.1	66	79	213	20	1,474	73.70	+42	15	1,080	72.00	-3	1st
Emily Talley	35	2,580	73.71	+65	+1.9	67	81	209	20	1,490	74.50	+58	15	1,090	72.67	+7	2nd
Kristin Coleman	35	2,662	76.06	+147	+4.2	71	82	222	20	1,542	77.10	+110	15	1,120	74.67	+37	t-6th
Jenny Coleman	35	2,680	76.57	+165	+4.7	71	81	218	20	1,509	75.45	+77	15	1,171	78.07	+88	11th
Taylor Doyle	31	2,423	78.16	+196	+6.3	70	87	217	20	1,603	80.15	+171	11	820	74.55	+25	t-13th
Tessa The	17	1,349	79.35	+124	+7.3	72	89	228	8	651	81.38	+77	9	698	77.56	+47	t-14th
Meaghan Kari	11	882	80.18	+96	+8.7	73	84	239	3	246	82.00	+36	8	636	79.50	+60	t-80th
Jamie Befort	6	484	80.67	+52	+8.7	78	83	245	—	—	—	—	6	484	80.67	+52	t-36th
Devin Dougherty	5	411	82.20	+51	+10.2	79	87	242	—	—	—	—	5	411	82.20	+51	t-83rd
<b>Totals</b>	<b>210</b>	<b>16,025</b>	<b>76.31</b>	<b>+935</b>	<b>+4.5</b>	<b>66</b>	<b>89</b>	<b>209</b>	<b>111</b>	<b>8,515</b>	<b>76.71</b>	<b>+571</b>	<b>99</b>	<b>7,510</b>	<b>75.86</b>	<b>+364</b>	<b>1st</b>


SCIRP - Stroke Count In Relation to Par

**Wins** (1)—Jess Wallace 1; **Top 5 Finishes** (9)—Jess Wallace 6, Emily Talley 3; **Top 10 Finishes** (19)—Jess Wallace 10, Emily Talley 7, Kristin Coleman 2; **Top 20 Finishes** (32)—Jess Wallace 11, Emily Talley 10, Jenny Coleman 5, Kristin Coleman 4, Taylor Doyle 1, Tessa The 1; **Rounds in the 60s** (6)—Emily Talley 3, Jessica Wallace 3; **Rounds in the 70s** (158)—Jess Wallace 32, Emily Talley 31, Kristin Coleman 30, Jenny Coleman 28, Taylor Doyle 18, Tessa The 11, Jamie Befort 3, Meaghan Kari 3, Devin Dougherty 2; **Subpar Rounds** (26)—Jess Wallace 10, Emily Talley 9, Jenny Coleman 3, Kristin Coleman 2, Taylor Doyle 2; **Even-Par Rounds** (16)—Jessica Wallace 8, Kristin Coleman 3, Emily Talley 2, Jenny Coleman 1, Taylor Doyle 1, Tessa The 1; **Rounds Counting Toward Team Scoring** (includes ties, 147/174, 84.48%)—Jess Wallace (35/35, 100.00%), Kristin Coleman (34/35, 97.14%), Emily Talley (33/35, 94.29%), Jenny Coleman (26/35, 74.29%), Taylor Doyle (17/28, 60.71%), Tessa The (2/6, 33.33%).

## 2010-11 Results Season W-L-T Record vs. Division I Opponents: 117-47-2

Date	Tournament (Site)	Team Finish	Scores	Top Individual	(Score / place)	Yards	Par
S 13-14	Ptarmigan Ram Classic (Fort Collins, Colo.)	1st/17	288-290-287—865	E. Talley	209 2nd	6,302	72
S 17-18	Dick McGuire Invitational (Albuquerque, N.M.)	3rd/17	302-294-288—884	J. Wallace	217 5th	6,187	73
O 4- 5	Johnie Imes Invitational (Columbia, Mo.)	t-2nd/15	298-289-291—878	J. Wallace	213 t-3rd	6,204	72
O 8- 9	HEATHER FARR MEMORIAL (Erie, Colo.)	1st/11	290-300-303—893	J. Wallace	220 1st	6,577	72
O 31-N2	The Alamo Invitational (San Antonio, Texas)	4th/14	291-291-301—883	J. Wallace	213 2nd	6,302	72
F 19-20	Peg Barnard Invitational (Stanford, Calif.)	4th/10	303-299—602	E.Talley/J.Wallace	149 t-9th	6,148	71
F 28-M1	Juli Inkster Invitational (San Jose, Calif.)	4th/12	298-306-303—907	J. Wallace	223 7th	6,121	72
M 6- 7	Lady Gator Invitational (Gainesville, Fla.)	4th/17	300-296-300—896	J. Wallace	216 t-3rd	6,002	70
M 25-26	Mountain View Collegiate (Tucson, Ariz.)	4th/18	292-291-290—873	E. Talley	215 t-4th	6,227	72
A 4- 5	Pacific Coast Intercollegiate (Half Moon Bay, Calif.)	t-5th/12	295-309-303—907	J. Wallace	223 t-6th	6,028	72
A 22-24	Big 12 Championships (Columbia, Mo.)	9th/12	302-397-304—903	J. Wallace	215 t-4th	6,234	72
M 5- 7	NCAA East Regional (Daytona Beach, Fla.)	18th/24	306-307-306—919	E. Talley	227 t-52nd	6,271	72

# 2011-12 COLORADO WOMEN'S GOLF



**Top Row from left:** Emily Talley, Jessica Wallace, Jenny Coleman, Kristin Coleman.  
**Bottom Row from left:** Taylor Doyle, Jamie Befort, Gina Larson, Devin Dougherty, Meaghan Kari, Cristine DeTomas, Alex Stewart.

## 2011-12 Statistics

Player	Overall								Spring				Fall				Best
	Rd	Strk	Avg.	SCIRP	S-Avg.	Lo	Hi	L54	Rd	Strk	Avg.	SCIRP	Rd	Strk	Avg.	SCIRP	
Alex Stewart	36	2,657	73.81	+65	+1.8	67	80	211	24	1,765	73.54	+40	12	892	74.33	+25	1st
Emily Talley	37	2,737	73.97	+73	+2.0	66	78	215	25	1,840	73.60	+43	12	897	74.75	+30	3rd
Jenny Coleman	37	2,778	75.08	+114	+3.1	69	83	218	25	1,873	74.92	+76	12	905	75.42	+38	3rd
Jess Wallace	37	2,555	75.15	+110	+3.2	69	82	211	25	1,879	75.16	+82	9	676	75.11	+28	1st
Kristin Coleman	37	2,836	76.65	+172	+4.6	71	82	222	25	1,926	77.04	+129	12	910	75.83	+43	t-16th
Meaghan Kari	3	236	78.67	+20	+6.7	76	81	369	—	—	—	—	3	236	78.67	+20	t-67th
Taylor Doyle	9	710	78.89	+59	+6.6	73	87	229	3	242	80.67	+26	6	468	78.00	+33	t-42nd
<b>Totals</b>	<b>193</b>	<b>14,509</b>	<b>75.18</b>	<b>+613</b>	<b>+3.2</b>	<b>66</b>	<b>87</b>	<b>211</b>	<b>127</b>	<b>9,525</b>	<b>75.00</b>	<b>+396</b>	<b>66</b>	<b>4,984</b>	<b>75.52</b>	<b>+217</b>	<b>1st</b>

SCIRP - Stroke Count In Relation to Par

**Wins (2)**—Alex Stewart 1, Jess Wallace 1; **Top 5 Finishes (8)**—Alex Stewart 3, Jenny Coleman 2, Emily Talley 2, Jess Wallace 1; **Top 10 Finishes (16)**—Alex Stewart 6, Jenny Coleman 5, Emily Talley 4, Jess Wallace 1; **Top 20 Finishes (23)**—Emily Talley 8, Alex Stewart 6, Jenny Coleman 5, Jess Wallace 2, Kristin Coleman 2; **Rounds in the 60s (8)**—Emily Talley 3, Alex Stewart 2, Jenny Coleman 2, Jess Wallace 1; **Rounds in the 70s (162)**—Emily Talley 34, Alex Stewart 32, Jess Wallace 30, Jenny Coleman 30, Kristin Coleman 28, Taylor Doyle 6, Meaghan Kari 2; **Subpar Rounds (29)**—Alex Stewart 10, Emily Talley 6, Jenny Coleman 6, Jess Wallace 4, Kristin Coleman 3; **Even-Par Rounds (17)**—Emily Talley 4, Alex Stewart 4, Jenny Coleman 3, Jess Wallace 3, Kristin Coleman 2, Taylor Doyle 1; **Rounds Counting Toward Team Scoring** (includes ties, 154/190, 81.05%)—Emily Talley (36/37, 97.30%), Alex Stewart (34/36, 94.44%), Jess Wallace (29/34, 85.29%), Jenny Coleman (29/37, 78.38%), Kristin Coleman (23/37, 62.16%), Taylor Doyle (3/6, 50.00%), Meaghan Kari (0/3, 0%).

## 2011-12 Results *Season W-L-T Record vs. Division I Opponents: 132-54-1*

Date	Tournament (Site)	Team Finish	Scores	Top Individual	(Score / place)	Yards	Par
S 13-14	Ptarmigan Ram Classic (Fort Collins, Colo.)	t-2nd/19	288-287-299—875	J/Coleman/Talley	218 t-5th	6,302	72
S 25-26	Dick McGuire Invitational (Albuquerque, N.M.)	6th/18	306-292-300—898	Kristin Coleman	222 t-12th	6,187	73
O 3- 5	Edean Ihanfeldt Invitational (Sammamish, Wash.)	1st/12	299-296-301—896	Alex Stewart	217 4th	6,003	72
O 21-23	SEC/Pac-12 Challenge (Knoxville, Tenn.)	14th/23	295-301-303—899	Emily Talley	222 t-34th	6,447	72
F 5-7	Wildcat Invitational (Tucson, Ariz.)	4th/14	301-294-310—905	Emily Talley	220 11th	6,321	72
F 13-15	Northrop Grumman (Palos Verdes Estates, Calif.)	7th/15	303-295-304—902	Emily Talley	221 t-14th	5,912	71
F 26-28	All State Sugar Bowl (New Orleans, La.)	2nd/15	297-293-290—880	Alex Stewart	211 1st	6,105	72
M 16-18	Clover Cup (Mesa, Ariz.)	1st/15	277-281-297—855	Jess Wallace	211 1st	6,209	72
M 26-27	Anuenue Spring Break Challenge (Maui, Hawai'i)	1st/14	299-289-301—889	Jenny Coleman	220 3rd	6,022	72
A 27-29	Pac-12 Championships (Pullman, Wash.)	6th/11	308-284-296—888	Stewart/Talley	221 t-9th	6,200	72
M 10-12	NCAA West Regional (Erie, Colo.)	4th/24	297-301-279—877	Jenny Coleman	218 t-10th	6,575	72
M 23-26	NCAA Championships (Fanklin, Tenn.)	18th/24	297-298-305-296—1,196	Emily Talley	297 t-38th	6,377	72

# 2012-13 COLORADO WOMEN'S GOLF



From left: Assistant Coach Brent Franklin, Alexis Keating, Allie Zech, Jenny Coleman, Jamie Oleksiew, Devin Dougherty, Megan Haase, Kristin Coleman, Head Coach Anne Kelly.

## 2012-13 Statistics

Player	Overall								Spring				Fall				Best
	Rd	Strk	Avg.	SCIRP	S-Avg.	Lo	Hi	L54	Rd	Strk	Avg.	SCIRP	Rd	Strk	Avg.	SCIRP	
Jenny Coleman	35	2,594	74.11	+77	+2.2	67	81	208	20	1,490	74.50	+56	15	1,104	73.60	+21	1st
Alexis Keating	32	2,459	76.84	+155	+4.8	69	83	219	17	1,302	76.59	+81	15	1,157	77.13	+74	t-24th
Jamie Oleksiew	23	1,771	77.00	+115	+5.0	72	83	227	17	1,308	76.94	+87	6	463	77.17	+28	t-30th
Allie Zech	29	2,256	77.79	+168	+5.8	74	83	228	17	1,324	77.88	+103	12	932	77.67	+65	t-35th
Megan Haase	26	2,048	78.77	+173	+6.7	74	84	229	11	864	78.55	+72	15	1,184	78.93	+101	t-39th
Kristin Coleman	27	2,147	79.52	+203	+7.5	73	86	228	12	972	81.00	+111	15	1,175	78.33	+92	t-35th
Devin Dougherty	9	744	82.67	+96	+10.7	77	93	245	3	255	85.00	+39	6	489	81.50	+57	73rd
<b>Totals</b>	<b>181</b>	<b>14,019</b>	<b>77.45</b>	<b>+987</b>	<b>+5.2</b>	<b>67</b>	<b>93</b>	<b>211</b>	<b>97</b>	<b>7,515</b>	<b>77.47</b>	<b>+549</b>	<b>84</b>	<b>6,504</b>	<b>77.43</b>	<b>+438</b>	<b>1st</b>

SCIRP - Stroke Count In Relation to Par

**Wins** (1)—Jenny Coleman 1; **Top 5 Finishes** (2)—Jenny Coleman 2; **Top 10 Finishes** (2)—Jenny Coleman 2; **Top 20 Finishes** (5)—Jenny Coleman 5; **Rounds in the 60s** (3)—Jenny Coleman 2, Alexis Keating 1; **Rounds in the 70s** (125)—Jenny Coleman 32, Alexis Keating 23, Allie Zech 21, Jamie Oleksiew 18, Megan Haase 17, Kristin Coleman 11, Devin Dougherty 3; **Subpar Rounds** (7)—Jenny Coleman 6, Alexis Keating 1; **Even-Par Rounds** (9)—Jenny Coleman 5, Jamie Oleksiew 2, Kristin Coleman 1, Alexis Keating 1; **Rounds Counting Toward Team Scoring** (includes ties, 140/160, 87.50%)—Jenny Coleman (32/32, 100.00%), Alexis Keating (30/32, 93.75%), Allie Zech (20/23, 86.96%), Jamie Oleksiew (17/20, 85.00%), Megan Haase (19/23, 82.61%), Kristin Coleman (20/27, 74.07%).

## 2012-13 Results *Season W-L-T Record vs. Division I Opponents: 34-128-3*

Date	Tournament (Site)	Team Finish	Scores	Top Individual	(Score / place)	Yards	Par
S 10-11	Ptarmigan Ram Classic (Fort Collins, Colo.)	t-9th/17	300-310-303—913	Alexis Keating	226 t-24th	6,302	72
S 17-18	Dick McGuire Invitational (Albuquerque, N.M.)	8th/17	298-298-302—898	Jenny Coleman	208 1st	6,192	73
O 1- 2	Wincy City Collegiate (Evanston, Ill.)	15th/15	307-303-302—930	Jenny Coleman	220 t-13th	6,333	72
O 12-14	Tar Heel Invitational (Chapel Hill, N.C.)	17th/18	311-312-307—930	Jenny Coleman	224 t-30th	6,379	72
O 29-30	Alamo Invitational (San Antonio, Texas)	13th/15	303-309-310—922	Jenny Coleman	223 t-36th	6,428	72
F 11-12	Northrup Grumman (Palos Verdes Estates, Calif.)	14th/16	304-307-316—927	Keating/Oleksiew	229 t-39th	6,017	71
F 24-26	Allstate Sugar Bowl (New Orleans, La.)	t-15th/18	303-310—610	Jenny Coleman	147 t-20th	6,105	72
M 8-10	Clover Cup (Mesa, Ariz.)	10th/16	301-308-304—913	Jenny Coleman	221 t-15th	6,209	72
M 25-27	Anuenue Spring Break (Maui, Hawai'i)	13th/18	301-301-300—902	Alexis Keating	219 t-21st	6,306	72
A 12-14	Arizona State Invitational (Tempe, Ariz.)	t-16th/17	298-317-305—920	Jenny Coleman	223 t-48th	6,223	72
A 22-24	Pac-12 Championships (Valencia, Calif.)	9th/11	311-298-305—914	Jenny Coleman	213 t-3rd	6,300	72

# 2013-14 COLORADO WOMEN'S GOLF



From left: Kristin Coleman, Jenny Coleman, Claudia Davis, Megan Haase, Natalie Vivaldi, Alexis Keating, Tori Glenn, Allie Zech, Jamie Oleksiew.

## 2013-14 Statistics

Player	Overall								Spring				Fall				Best
	Rd	Strk	Avg.	SCIRP	S-Avg.	Lo	Hi	L54	Rd	Strk	Avg.	SCIRP	Rd	Strk	Avg.	SCIRP	
Jenny Coleman	32	2,377	74.28	+69	+2.2	68	82	210	20	1,485	74.25	+47	12	892	74.3	+22	t-2nd
Kristin Coleman	32	2,443	76.34	+135	+4.2	71	83	217	20	1,541	77.05	+103	12	902	75.2	+32	8th
Jamie Oleksiew	31	2,400	77.42	+164	+5.3	72	86	220	19	1,500	78.95	+134	12	900	75.0	+30	t-11th
Alexis Keating	32	2,483	77.59	+175	+5.5	71	87	222	20	1,540	77.00	+102	12	943	78.6	+73	t-12th
Allie Zech	12	942	78.50	+75	+6.3	74	86	227	3	237	79.00	+21	9	705	78.3	+54	t-30th
Natalie Vivaldi	22	1,738	79.00	+153	+7.0	72	90	226	19	1,491	78.47	+125	3	247	82.3	+28	t-21st
Megan Haase	6	496	82.67	+61	+10.2	79	92	238	—	—	—	—	6	496	82.7	+61	60th
Claudia Davis	5	424	84.80	+66	+13.2	82	88	252	5	424	84.80	+66	—	—	—	—	75th
<b>Totals</b>	<b>172</b>	<b>13,303</b>	<b>77.34</b>	<b>+898</b>	<b>+5.2</b>	<b>68</b>	<b>92</b>	<b>882</b>	<b>106</b>	<b>8,218</b>	<b>77.53</b>	<b>+598</b>	<b>66</b>	<b>5,085</b>	<b>77.1</b>	<b>+300</b>	<b>2nd</b>

SCIRP - *Stroke Count In Relation to Par*

**Top 5 Finishes** (1)—Jenny Coleman 3; **Top 10 Finishes** (4)—Jenny Coleman 3, Kristin Coleman 1; **Top 20 Finishes** (11)—Jenny Coleman 5, Alexis Keating 2, Kristin Coleman 2, Jamie Oleksiew 2; **Rounds in the 60s** (3)—Jenny Coleman 3; **Rounds in the 70s** (122)—Jenny Coleman 26, Kristin Coleman 25, Jamie Oleksiew 24, Alexis Keating 22, Natalie Vivaldi 15, Allie Zech 8, Megan Haase 2; **Subpar Rounds** (9)—Jenny Coleman 6, Kristin Coleman 2, Alexis Keating 1; **Even-Par Rounds** (13)—Jenny Coleman 7, Jamie Oleksiew 3, Kristin Coleman 2, Natalie Vivaldi 1; **Rounds Counting Toward Team Scoring** (includes ties, 133/158, 84.18%)—Jenny Coleman (32/32, 100.00%), Kristin Coleman (28/32, 87.50%), Jamie Oleksiew (26/31, 83.87%), Natalie Vivaldi (15/19, 78.95%); Alexis Keating (25/32, 78.13%), Allie Zech (6/9, 66.67%), Megan Haase (1/3, 33.33%).

## 2013-14 Results *Season W-L-T Record vs. Division I Opponents: 78-80-0*

Date	Tournament (Site)	Team Finish	Scores	Top Individual	(Score / place)	Yards	Par
S 9-10	Ptarmigan Ram Classic (Fort Collins, Colo.)	2nd/17	297-294-291—892	Jenny Coleman	216 t-5th	6,352	72
S 20-21	Dick McGuire Invitational (Albuquerque, N.M.)	7th/16	295-304-297—896	J. Coleman/Oleksiew	220 t-11th	6,192	73
O 8-9	Edean Ihlanfeldt Invitational (Sammamish, Wash.)	9th/13	316-297-305—918	Jamie Oleksiew	225 t-16th	6,039	72
N 4-5	Pac-12 Fall Preview (Hilo, Hawai'i)	11th/12	306-300-317—923	Kristin Coleman	225 t-22nd	6,463	73
F 15-16	Peg Barnard Invitational (Stanford, Calif.)	8th/14	305-298—603	Kristin Coleman	147 t-12th	6,084	71
M 3-4	Bruin Wave Invitational (Tarzana, Calif.)	9th/17	297-313-317—927	Alexis Keating	226 18th	6,173	72
M 14-16	Clover Cup (Mesa, Ariz.)	3rd/15	297-313-317—927	Jenny Coleman	214 t-2nd	6,209	72
M 24-26	Anuenue Spring Break Challenge (Kapalua, Hawai'i)	7th/15	301-303-305—909	Jenny Coleman	224 t-14th	6,022	72
A 14-15	Silverado Showdown (Napa, Calif.)	8th/15	301-299-296—896	Jenny Coleman	210 3rd	6,196	72
A 25-27	Pac-12 Championships (Corvallis, Ore.)	11th/11	301-304-322—927	J/K Coleman	229 t-39th	6,256	72
M 8-10	NCAA Regionals (Stillwater, Okla.)	16th/24	306-302-319—927	Jenny Coleman	224 t-24th	6,200	72

# 2014-15 COLORADO WOMEN'S GOLF



From left: Natalie Vivaldi, Jamie Oleksiew, Esther Lee, Brittany Fan, Head Coach Anne Kelly, Tori Glenn, Allie Zech, Megan Haase, Alexis Keating.

## 2014-15 Statistics

Player	Overall								Spring				Fall				Best
	Rd	Strk	Avg.	SCIRP	S-Avg.	Lo	Hi	L54	Rd	Strk	Avg.	SCIRP	Rd	Strk	Avg.	SCIRP	
Esther Lee	31	2,264	73.03	+40	+1.3	67	79	206	20	1,445	72.25	+16	11	819	74.45	+24	t-1st
Brittany Fan	31	2,321	74.87	+97	+3.1	70	82	219	20	1,490	74.50	+61	11	831	75.56	+36	t-11th
Alexis Keating	31	2,326	75.03	+107	+3.5	66	86	210	20	1,501	75.05	+77	11	825	75.00	+30	t-3rd
Natalie Vivaldi	31	2,441	78.74	+217	+7.0	72	89	225	20	1,583	79.15	+154	11	858	78.00	+63	t-22nd
Jamie Oleksiew	29	2,284	78.76	+202	+7.0	73	86	226	18	1,425	79.17	+138	11	859	78.09	+64	t-14th
Allie Zech	15	1,185	79.00	+110	+7.3	71	87	234	9	717	79.67	+74	6	468	78.00	+36	1st
Tori Glenn	16	1,290	80.63	+138	+8.6	72	90	231	4	336	84.00	+48	12	954	79.50	+90	8th
Megan Haase	7	587	83.86	+83	+11.9	77	95	242	1	79	79.00	+7	6	508	84.67	+76	7th
<b>Totals</b>	<b>191</b>	<b>14,698</b>	<b>76.95</b>	<b>+994</b>	<b>+5.2</b>	<b>66</b>	<b>95</b>	<b>868</b>	<b>112</b>	<b>8,576</b>	<b>76.57</b>	<b>+575</b>	<b>79</b>	<b>6,122</b>	<b>77.50</b>	<b>+419</b>	<b>2nd</b>

SCIRP - *Stroke Count In Relation to Par*

**Top 5 Finishes** (6)—Esther Lee 3, Alexis Keating 2, Allie Zech 1; **Top 10 Finishes** (12)—Esther Lee 7, Alexis Keating 2, Tori Glenn 1, Megan Haase 1, Allie Zech 1; **Top 20 Finishes** (24)—Esther Lee 10, Brittany Fan 6, Alexis Keating 4, Tori Glenn 1, Megan Haase 1, Jamie Oleksiew 1, Allie Zech 1; **Rounds in the 60s** (6)—Esther Lee 5, Alexis Keating 1; **Rounds in the 70s** (133)—Brittany Fan 28, Alexis Keating 25, Esther Lee 26, Natalie Vivaldi 21, Jamie Oleksiew 17, Tori Glenn 7, Allie Zech 7, Megan Haase 2; **Subpar Rounds** (13)—Esther Lee 8, Alexis Keating 3, Brittany Fan 1, Allie Zech 1; **Even-Par Rounds** (12)—Brittany Fan 4, Esther Lee 4, Alexis Keating 2, Tori Glenn 1, Natalie Vivaldi 1; **Rounds Counting Toward Team Scoring** (includes ties, 128/155, 82.58%)—Esther Lee (31/31, 100.00%), Brittany Fan (30/31, 96.77%), Alexis Keating (28/31, 90.32%), Natalie Vivaldi (21/31, 67.74%), Jamie Oleksiew (17/29, 58.62%), Allie Zech (1/2, 50.00%).

## 2014-15 Results *Season W-L-T Record vs. Division I Opponents: 87-56-1*

Date	Tournament (Site)	Team Finish	Scores	Top Individual	(Score / place)	Yards	Par
S 8-9	Ptarmigan Ram Classic (Fort Collins, Colo.)	t-3rd/17	294-292-295—881	Alexis Keating	213 t-3rd	6,352	72
S 20-21	Minnesota Invitational (Minneapolis, Minn.)	2nd/14	309-297-294—900	Esther Lee	222 t-8th	6,119	72
S 22-24	Golfweek Challenge (Vail, Colo.)	—	No Team Score	Allie Zech	234 t-56th	6,249	72
O 7-8	Edean Ihlanfeldt Invitational (Sammamish, Wash.)	5th/12	303-305—608	Esther Lee	148 t-14th	6,039	72
O 10-12	Ron Moore Intercollegiate (Highlands Ranch, Colo.)	—	No Team Score	Allie Zech	234 t-39th	6,457	72
N 3-4	Pac-12 Fall Preview (Kailua Kona, Hawai'i)	10th/12	307-307-307—921	Brittany Fan	223 t-17th	6,392	73
F 14-15	Peg Barnard Invitational (Stanford, Calif.)	7th/12	302-296—598	Esther Lee	142 t-6th	6,084	71
M 2-3	Bruin Wave Invitational (Tarzana, Calif.)	10th/15	313-318-299—930	Esther Lee	223 t-5th	6,173	72
M 9-10	Bay Area Intercollegiate (Fairfax, Calif.)	4th/13	286-289-297—872	Esther Lee	206 t-1st	6,050	71
M 23-25	San Diego State Farms Invitational (Rancho Santa Fe, Calif.)	2nd/16	—	Match Play	—	6,237	72
M 27-29	LSU Tiger Golf Classic (Baton Rouge, La.)	6th/16	316-291-303—910	Esther Lee	221 t-10th	6,251	72
A 4	Denver vs. Colorado JV (Highlands Ranch, Colo.)	—	No Team Score	Allie Zech	71 1st	6,409	72
A 13-14	Silverado Showdown (Napa, Calif.)	3rd/15	294-298-299—891	Esther Lee	215 t-2nd	6,253	72
A 20-22	Pac-12 Championships (Boulder, Colo.)	5th/11	296-289-283—868	Alexis Keating	210 t-5th	6,407	71
M 7-9	NCAA West Regional (St. George, Utah)	12th/18	316-308-294—918	Esther Lee	223 t-13th	6,255	71

# 2015-16 COLORADO WOMEN'S GOLF



From left: Head Coach Anne Kelly, Megan Haase, Allie Zech, Jamie Oleksiew, Alexis Keating, Natalie Vivaldi, Brittany Fan, Esther Lee, Lauryn Keating, Tori Glenn, Gillian Vance.

## 2015-16 Statistics

Player	Overall								Spring				Fall				Best
	Rd	Strk	Avg.	SCIRP	S-Avg.	Lo	Hi	L54	Rd	Strk	Avg.	SCIRP	Rd	Strk	Avg.	SCIRP	
Esther Lee	30	2,176	72.53	+18	+0.6	64	78	213	19	1,377	72.47	+14	11	799	72.63	+4	1st
Alexis Keating	29	2,150	74.14	+64	+2.2	66	81	210	18	1,323	73.50	+32	11	827	75.18	+32	3rd
Brittany Fan	30	2,235	74.50	+77	+2.6	70	80	215	19	1,410	74.21	+47	11	825	75.00	+30	3rd
Jamie Oleksiew	6	457	76.17	+22	+3.7	72	83	220	—	—	—	—	6	457	76.17	+22	t-22nd
Natalie Vivaldi	28	2,139	76.39	+123	+4.4	70	84	219	17	1,288	75.76	+67	11	851	77.36	+56	t-10th
Gillian Vance	24	1,835	76.46	+109	+4.5	72	81	223	16	1,225	76.56	+78	8	610	76.25	+31	t-34th
Allie Zech	16	1,241	77.56	+89	+5.6	71	84	225	8	624	78.00	+48	8	617	77.13	+41	t-15th
Lauryn Keating	10	786	78.60	+68	6.8	72	86	221	5	399	79.80	+41	5	387	77.40	+27	t-25th
<b>Totals</b>	<b>173</b>	<b>13,019</b>	<b>75.25</b>	<b>+570</b>	<b>+3.3</b>	<b>64</b>	<b>86</b>	<b>210</b>	<b>102</b>	<b>7,646</b>	<b>74.96</b>	<b>+327</b>	<b>71</b>	<b>5,373</b>	<b>75.68</b>	<b>+243</b>	<b>1st</b>

SCIRP - Stroke Count In Relation to Par

**Top 5 Finishes** (6)—Esther Lee 3, Alexis Keating 2, Brittany Fan 1; **Top 10 Finishes** (11)—Esther Lee 6, Brittany Fan 2, Alexis Keating 2, Natalie Vivaldi 1; **Top 20 Finishes** (24)—Esther Lee 11, Brittany Fan 5, Alexis Keating 5, Natalie Vivaldi 2, Allie Zech 1; **Rounds in the 60s** (5)—Esther Lee 3, Alexis Keating 2; **Rounds in the 70s** (149)—Brittany Fan 28, Esther Lee 27, Alexis Keating 26, Natalie Vivaldi 23, Gillian Vance 21, Allie Zech 14, Lauryn Keating 5, Jamie Oleksiew 5; **Subpar Rounds** (23)—Esther Lee 8, Alexis Keating 7, Brittany Fan 5, Natalie Vivaldi 2, Allie Zech 1; **Even-Par Rounds** (21)—Esther Lee 5, Brittany Fan 4, Natalie Vivaldi 4, Alexis Keating 3, Jamie Oleksiew 2, Gillian Vance 2, Lauryn Keating 1; **Rounds Counting Toward Team Scoring** (includes ties, 128/147, 87.07%)—Esther Lee (30/30, 100.00%), Alexis Keating (28/29, 96.55%), Brittany Fan (27/30, 90.00%), Natalie Vivaldi (21/28, 75.00%), Gillian Vance (14/19, 73.68%), Allie Zech (8/11, 72.72%), Natalie Vivaldi (21/31, 67.74%), Jamie Oleksiew (17/29, 58.62%), Allie Zech (1/2, 50.00%).

## 2015-16 Results *Season W-L-T Record vs. Division I Opponents: 78-55-1*

Date	Tournament (Site)	Team Finish	Scores	Top Individual	(Score / place)	Yards	Par
S 14-15	Minnesota Invitational (Minneapolis, Minn.)	t-7th/12	300-301-303—904	Esther Lee	216 4th	6,119	72
S 20-22	East & West Match Play Challenge - Stroke (Madison, Wisc.)	1st/8	292-277—569	Esther Lee	137 1st	6,219	72
	East & West Match Play Challenge - Match (Madison, Wisc.)	2nd/8	—	Match Play		6,219	72
O 6-7	Edean Ihlanfeldt Invitational (Sammamish, Wash.)	8th/13	302-300-313—915	Esther Lee	224 9th	6,039	72
O 9-11	Ron Moore Invitational (Highlands Ranch, Colo.)	—	No Team Score	Jamie Oleksiew	220 t-22nd	6,326	72
N 2-3	Pac-12 Preview (Hilo, Hawai'i)	4th/10	301-303-291—895	B. Fan / E. Lee	222 t-12th	6,372	73
F 13-14	Peg Barnard Invitational (Stanford, Calif.)	6th/13	295-299—594	Esther Lee	145 t-11th	6,084	71
M 7-8	Bay Area Intercollegiate (Fairfax, Calif.)	2nd/13	296-290—586	Brittany Fan	142 3rd	6,112	72
M 14-15	Arizona Wildcat Invitational (Tucson, Ariz.)	10th/15	294-306-295—895 (+31)	Esther Lee	220 t-18th	6,492	72
M 21-23	San Diego State March Mayhem (Rancho Santa Fe, Calif.)	10th/16	—	Match Play		6,211	72
A 3-5	Silverado Showdown (Napa, Calif.)	4th/18	290-301-292—883	Esther Lee	213 3rd	6,206	72
A 8-10	Arizona State Invitational (Tempe, Ariz.)	12th/14	298-298-305—901	Esther Lee	218 t-9th	6,337	72
A 18-20	Pac-12 Championships (Pleasanton, Calif.)	5th/11	286-284-294—864	Alexis Keating	210 t-5th	6,458	72
M 5-7	NCAA West Regional (Stanford, Calif.)	7th/18	295-300-289—884	Esther Lee	219 t-18th	6,269	71

# 2016-17 COLORADO WOMEN'S GOLF



From left: Assistant Coach Brent Franklin, Brittany Fan, Kirsty Hodgkins, Tori Glenn, Robyn Choi, Lauryn Keating, Gillian Vance, Esther Lee, Head Coach Anne Kelly.

## 2016-17 Statistics

Player	Overall								Spring				Fall				Best
	Rd	Strk	Avg.	SCIRP	S-Avg.	Lo	Hi	L54	Rd	Strk	Avg.	SCIRP	Rd	Strk	Avg.	SCIRP	
Esther Lee	25	1,841	73.64	+39	+1.56	61	82	198	17	1,263	74.30	+38	8	578	72.25	+1	1st
Kirsty Hodgkins	28	2,075	74.10	+57	+2.03	69	81	211	17	1,276	75.06	+51	11	799	72.64	+6	t-4th
Brittany Fan	28	2,093	74.75	+75	+2.68	68	82	211	17	1,250	73.53	+25	11	843	76.64	+50	t-4th
Robyn Choi	25	1,891	75.64	+89	+3.56	70	84	220	17	1,273	74.90	+48	8	618	77.25	+41	3rd
Gillian Vance	19	1,489	78.37	+117	+6.16	73	88	221	8	641	80.12	+62	11	848	77.09	+55	t-7th
Tori Glenn	12	949	79.08	+82	+6.83	75	84	230	3	240	81.30	+24	9	709	78.78	+58	t-36th
Lauryn Keating	14	1,131	80.79	+125	+8.93	73	90	239	11	894	79.60	+104	3	237	79.00	+21	31st
<b>Totals</b>	<b>151</b>	<b>11,469</b>	<b>75.95</b>	<b>+584</b>	<b>+3.87</b>	<b>61</b>	<b>90</b>	<b>860</b>	<b>90</b>	<b>6,837</b>	<b>75.97</b>	<b>+352</b>	<b>61</b>	<b>4,632</b>	<b>75.93</b>	<b>+232</b>	<b>2nd</b>

SCIRP - Stroke Count In Relation to Par

**Wins (1)**—Esther Lee (1); **Top 5 Finishes (6)**—Kirsty Hodgkins 3, Robyn Choi 1, Brittany Fan 1, Esther Lee 1; **Top 10 Finishes (13)**—Kirsty Hodgkins 4, Esther Lee 4, Brittany Fan 3, Robyn Choi 1, Gillian Vance 1; **Top 20 Finishes (22)**—Brittany Fan 6, Kirsty Hodgkins 6, Esther Lee 6, Robyn Choi 3, Gillian Vance 1; **Rounds in the 60s (6)**—Esther Lee 3, Kirsty Hodgkins 2, Brittany Fan 1; **Rounds in the 70s (114)**—Brittany Fan 24, Kirsty Hodgkins 22, Robyn Choi 21, Esther Lee 20, Gillian Vance 14, Lauryn Keating 7, Tori Glenn 6; **Subpar Rounds (18)**—Kirsty Hodgkins 7, Esther Lee 6, Brittany Fan 3, Robyn Choi 2; **Even-Par Rounds (15)**—Brittany Fan 4, Esther Lee 4, Robyn Choi 3, Kirsty Hodgkins 3, Gillian Vance 1; **Rounds Counting Toward Team Scoring** (includes ties, 116/142, 81.69%)—Robyn Choi (23/25, 92.00%), Brittany Fan (25/28, 89.29%), Kirsty Hodgkins (25/28, 89.29%), Esther Lee (22/25, 88.00%), Tori Glenn (6/8, 75.00%), Gillian Vance (11/17, 64.71%), Lauryn Keating (4/11, 36.36%).

## 2016-17 Results Season W-L-T Record vs. Division I Opponents: 95-43-1

Date	Tournament (Site)	Team Finish	Scores	Top Individual	(Score / place)	Yards	Par
S 12-13	Dick McGuire Invite (Albuquerque, N.M.)	7th/16	281-296-287—864	Esther Lee	198 1st	6,317	72
S 19-20	Juli Inkster Spartan Invite (San Jose, Calif.)	3rd/11	295-297-301—893	Kirsty Hodgkins	218 t-4th	6,190	72
O 14-15	Stanford Intercollegiate (Stanford, Calif.)	14th/18	304-300—604	Kirsty Hodgkins	143 t-5th	6,130	71
O 24-25	Pac-12 Preview (Kailua Kona, Hawai'i)	t-5th/11	302-313-291—906	Kirsty Hodgkins	220 t-9th	6,372	73
F 11-12	Peg Barnard Invitational (Stanford, Calif.)	3rd/12	293-294—587	Robyn Choi	142 3rd	6,084	71
F 27-28	Bruin Wave Invitational (San Luis Obispo, Calif.)	4th/14	301-312-313—926	Brittany Fan	225 t-7th	6,357	73
M 13-14	Gifford Cup Match Play	3rd/8	—	Match Play	—	6,294	72
M 27-29	Anuenue Spring Breatk Classic (Kapalua, Hawai'i)	4th/15	293-297-294—884	Esther Lee	217 9th	6,012	72
A 9-11	Silverado Showdown (Napa, Calif.)	3rd/18	290-287-283—860	Kirsty Hodgkins	211 t-4th	6,196	72
				Brittany Fan	211 t-4th		
A 24-26	Pac-12 Championships (Tucson, Ariz.)	2nd/11	296-286-301—883	Brittany Fan	220 t-7th	6,583	72
M 8-10	NCAA Columbus Regional (Columbus, Ohio)	7th/18	313-299-297—909	Brittany Fan	224 t-13th	6,416	72

---

## **Record Book & Honors**

Year by Year Leaders	48-49
Individual Records	50-55
Team Records	56
Honors	57-58
In The Pros	59
In The Rankings	59

# YEAR-BY-YEAR LEADERS

## ROUNDS

1994-95	Ann Grooms	21
	Ashley Ford	21
1995-96	LindaSue Linton	26
1996-97	Kelly Heffer	29
	LindaSue Linton	29
	Michelle Thomas	29
1997-98	Sarah Bellinger	30
	Michelle Thomas	30
1998-99	Sarah Bellinger	31
1999-2000	Taya Battistella	31
	Sarah Bellinger	31
	Katy Nolan	31
2000-01	Sarah Bellinger	29
	Erin Kerr	29
2001-02	Erin Kerr	29
	Jolene Fellhauer	29
2002-03	Erin Kerr	31
2003-04	Hannah Hoch	32
	Maria Persson-Gulda	32
2004-05	Hannah Hoch	31
	Maria Persson-Gulda	31
2005-06	Hannah Hoch	32
	Maria Persson-Gulda	32
2006-07	Dominique Pytlewski	31
2007-08	Dominique Pytlewski	35
	Lindsay Senger	35
	Stephanie Simich	35
2008-09	Dominique Pytlewski	33
	Emily Talley	33
2009-10	Christine Kim	32
	Emily Talley	32
2010-11	Jenny Coleman	35
	Kristin Coleman	35
	Emily Talley	35
	Jessica Wallace	35
2011-12	Jenny Coleman	37
	Kristin Coleman	37
	Emily Talley	37
2012-13	Jenny Coleman	35
2013-14	Jenny Coleman	32
	Kristin Coleman	32
	Alexis Keating	32
2014-15	Brittany Fan	31
	Alexis Keating	31
	Esther Lee	31
	Natalie Vivaldi	31
2015-16	Brittany Fan	30
	Esther Lee	30
2016-17	Brittany Fan	28
	Kirsty Hodgkins	28

## STROKE AVERAGE

1994-95	Ann Grooms	87.14
1995-96	Michelle Thomas	82.33
1996-97	Kelly Heffer	79.66
1997-98	Sarah Bellinger	80.43
1998-99	Kiersten Allbright	77.90
1999-2000	Sarah Bellinger	78.06
2000-01	Erin Kerr	77.38
2001-02	Erin Kerr	76.14
2002-03	Erin Kerr	75.81
2003-04	Hannah Hoch	76.91
2004-05	Hannah Hoch	74.77
2005-06	Lindsay Caljouw	76.00
2006-07	Lindsay Caljouw	75.83
2007-08	Julie Kim	76.19
2008-09	Emily Talley	75.42
2009-10	Emily Talley	74.94
2010-11	Jessica Wallace	72.97
2011-12	Alex Stewart	73.81
2012-13	Jenny Coleman	74.11
2013-14	Jenny Coleman	74.28
2014-15	Esther Lee	73.03
2015-16	Esther Lee	72.53
2016-17	Esther Lee	73.64

## SPRING STROKE AVERAGE

1994-95	Ann Grooms	85.00
1995-96	Kelly Heffer	82.57
1996-97	Kelly Heffer	80.42
1997-98	Sarah Bellinger	80.53
1998-99	Kiersten Allbright	78.21
1999-2000	Sarah Bellinger	79.41
2000-01	Erin Kerr	77.80
2001-02	Erin Kerr	75.69
2002-03	Erin Kerr	76.60
2003-04	Hannah Hoch	77.13
2004-05	Hannah Hoch	76.06
2005-06	Lindsay Caljouw	75.20
2006-07	Lindsay Caljouw	75.50
2007-08	Dominique Pytlewski	78.10
2008-09	Emily Talley	76.61
2009-10	Emily Talley	75.28
2010-11	Jessica Wallace	73.70
2011-12	Alex Stewart	74.33
2012-13	Jenny Coleman	74.50
2013-14	Jenny Coleman	74.25
2014-15	Esther Lee	72.25
2015-16	Esther Lee	72.47
2016-17	Brittany Fan	73.53

## FALL STROKE AVERAGE

1994-95	Ann Grooms	89.50
1995-96	Michelle Thomas	82.25
1996-97	Kelly Heffer	79.12
1997-98	Sarah Bellinger	80.33
1998-99	Sarah Bellinger	77.20
1999-2000	Sarah Bellinger	76.23
2000-01	Erin Kerr	76.93
2001-02	Erin Kerr	76.69
2002-03	Erin Kerr	75.06
2003-04	Maria Persson-Gulda	75.44
2004-05	Hannah Hoch	73.21
2005-06	Lindsay Caljouw	76.80
	Maria Persson-Gulda	76.80
2006-07	Julie Kim	75.75
2007-08	Dominique Pytlewski	74.13
2008-09	Emily Childs	73.27
2009-10	Emily Talley	74.50
2010-11	Jessica Wallace	72.00
2011-12	Alex Stewart	73.54
2012-13	Jenny Coleman	73.60
2013-14	Jenny Coleman	74.33

2014-15	Esther Lee	74.45
2015-16	Esther Lee	72.63
2016-17	Esther Lee	72.25

## WINS

1998-99	Kiersten Allbright	1
2004-05	Hannah Hoch	2
2006-07	Dominique Pytlewski	1
2010-11	Jessica Wallace	1
2011-12	Alex Stewart	1
	Jessica Wallace	1
2012-13	Jenny Coleman	1
2014-15	Esther Lee	1
	Allie Zech	1
2015-16	Esther Lee	1

## TOP 5 FINISHES

1994-95	Ann Grooms	2
1997-98	Sarah Bellinger	1
	Michelle Thomas	1
1998-99	Sarah Bellinger	3
1999-2000	Taya Battistella	1
	Sarah Bellinger	1
2000-01	Erin Kerr	2
2001-02	Erin Kerr	2
2002-03	Erin Kerr	4
2003-04	Hannah Hoch	2
2004-05	Hannah Hoch	3
2005-06	Lindsay Caljouw	1
	Maria Persson-Gulda	1
2006-07	Lindsay Caljouw	1
	Julie Kim	1
	Lindsay Senger	1
2007-08	Dominique Pytlewski	3
2008-09	Emily Childs	2
2009-10	Emily Talley	2
2010-11	Jessica Wallace	6
2011-12	Alex Stewart	3
2012-13	Jenny Coleman	2
2013-14	Jenny Coleman	3
2014-15	Esther Lee	3
2015-16	Esther Lee	3
2016-17	Kirsty Hodgkins	3

## TOP 10 FINISHES

1994-95	Ann Grooms	2
	Ashley Ford	2
1995-96	Kelly Heffer	1
1997-98	Sarah Bellinger	1
	Michelle Thomas	1
1998-99	Kiersten Allbright	4
1999-2000	Taya Battistella	3
2000-01	Sarah Bellinger	3
2001-02	Erin Kerr	3
2002-03	Erin Kerr	5
2003-04	Hannah Hoch	3
2004-05	Hannah Hoch	6
2005-06	Lindsay Caljouw	3
2006-07	Lindsay Caljouw	3
2007-08	Dominique Pytlewski	5
2008-09	Emily Childs	4
	Emily Talley	4
2009-10	Emily Talley	4
2010-11	Jessica Wallace	10
2011-12	Alex Stewart	6
2012-13	Jenny Coleman	2
2013-14	Jenny Coleman	3
2014-15	Esther Lee	7
2015-16	Esther Lee	6
2016-17	Kirsty Hodgkins	4
	Esther Lee	4



**Dominique Pytlewski**

# YEAR-BY-YEAR LEADERS

## TOP 20 FINISHES

1994-95	LindaSue Linton	2
	Kylee Moullet	2
	Ann Grooms	2
	Ashley Ford	2
1995-96	Kelly Heffer	1
	Kylee Moullet	1
	Michelle Thomas	1
1996-97	Kelly Heffer	2
1997-98	Sarah Bellinger	3
1998-99	Kiersten Allbright	5
1999-2000	Sarah Bellinger	5
2000-01	Erin Kerr	6
2001-02	Erin Kerr	8
2002-03	Erin Kerr	7
2003-04	Hannah Hoch	6
	Maria Persson-Gulda	6
2004-05	Hannah Hoch	9
2005-06	Lindsay Caljouw	4
	Maria Persson-Gulda	4
2006-07	Lindsay Caljouw	4
	Julie Kim	4
2007-08	Dominique Pytlewski	5
2008-09	Emily Talley	6
2009-10	Emily Talley	7
2010-11	Jessica Wallace	11
2011-12	Emily Talley	8
2012-13	Jenny Coleman	5
2013-14	Jenny Coleman	5
2014-15	Esther Lee	10
2015-16	Esther Lee	11
2016-17	Brittany Fan	6
	Kirsty Hodgkins	6
	Esther Lee	6

## ROUNDS IN THE 60s

1998-99	Michelle Thomas	1
2000-01	Erin Kerr	1
	Brooke Van Wyk	1
2001-02	Lynn Ann Moretto	1
2002-03	Jolene Fellhauer	1
2003-04	Hannah Hoch	1
2004-05	Hannah Hoch	2
2006-07	Julie Kim	2
2007-08	Julie Kim	1
	Stephanie Simich	1
2008-09	Emily Childs	3
2009-10	Emily Talley	1
2010-11	Emily Talley	3
	Jessica Wallace	3
2011-12	Emily Talley	3
2012-13	Jenny Coleman	2
2013-14	Jenny Coleman	3
2014-15	Esther Lee	5
2015-16	Esther Lee	3
2016-17	Esther Lee	3

## ROUNDS IN THE 70s

1994-95	Kylee Moullet	1
1995-96	Michelle Thomas	4
1996-97	Kelly Heffer	12
1997-98	Sarah Bellinger	12
1998-99	Kiersten Allbright	21
	Sarah Bellinger	21
1999-2000	Sarah Bellinger	22
2000-01	Erin Kerr	22
2001-02	Erin Kerr	22
2002-03	Erin Kerr	25
2003-04	Hannah Hoch	24
2004-05	Hannah Hoch	28
2005-06	Maria Persson-Gulda	27

2006-07	Dominique Pytlewski	24
2007-08	Dominique Pytlewski	28
2008-09	Emily Talley	30
2009-10	Christine Kim	28
	Emily Talley	28
2010-11	Jessica Wallace	32
2011-12	Emily Talley	34
2012-13	Jenny Coleman	32
2013-14	Jenny Coleman	26
2014-15	Brittany Fan	28
2015-16	Brittany Fan	28
2016-17	Brittany Fan	24



Michelle Thomas

## SUBPAR ROUNDS

1998-99	Michelle Thomas	2
1999-2000	Taya Battistella	2
2000-01	Erin Kerr	1
	Brooke Van Wyk	1
2001-02	Erin Kerr	4
2002-03	Erin Kerr	4
2003-04	Hannah Hoch	2
2004-05	Hannah Hoch	4
2005-06	Maria Persson-Gulda	2
2006-07	Julie Kim	3
2007-08	Dominique Pytlewski	5
2008-09	Dominique Pytlewski	7
2009-10	Emily Talley	5
2010-11	Jessica Wallace	10
2011-12	Alex Stewart	10
2012-13	Jenny Coleman	6
2013-14	Jenny Coleman	6
2014-15	Esther Lee	8
2015-16	Esther Lee	8
2016-17	Kirsty Hodgkins	7

## EVEN PAR ROUNDS

1998-99	Kiersten Allbright	2
1999-2000	Taya Battistella	1
	Katy Nolan	1
2000-01	Erin Kerr	2
2001-02	Jolene Fellhauer	1
	Erin Kerr	1

	Allison Rella	1
2002-03	Erin Kerr	3
2003-04	Maria Persson-Gulda	3
2004-05	Hannah Hoch	4
2005-06	Lindsay Caljouw	3
2006-07	Julie Kim	4
2007-08	Christine Kim	1
	Julie Kim	1
	Dominique Pytlewski	1
	Lindsay Senger	1
2008-09	Julie Kim	3
2009-10	Emily Talley	3
2010-11	Jessica Wallace	8
2011-12	Alex Stewart	4
	Emily Talley	4
2012-13	Jenny Coleman	5
2013-14	Jenny Coleman	7
2014-15	Brittany Fan	4
	Esther Lee	4
2015-16	Esther Lee	5
2016-17	Brittany Fan	4
	Esther Lee	4

## ROUNDS AT OR UNDER PAR

1998-99	Michelle Thomas	3
1999-2000	Taya Battistella	3
2000-01	Erin Kerr	3
2001-02	Erin Kerr	5
2002-03	Erin Kerr	7
2003-04	Hannah Hoch	4
	Maria Persson-Gulda	4
2004-05	Hannah Hoch	8
2005-06	Lindsay Caljouw	4
2006-07	Julie Kim	7
2007-08	Dominique Pytlewski	6
2008-09	Dominique Pytlewski	8
2009-10	Emily Talley	8
2010-11	Jessica Wallace	18
2011-12	Alex Stewart	14
2012-13	Jenny Coleman	11
2013-14	Jenny Coleman	13
2014-15	Esther Lee	12
2015-16	Esther Lee	13
2016-17	Kirsty Hodgkins	10
	Esther Lee	10

## COUNTING TOWARDS TEAM SCORING

1994-95	Ann Grooms	(21-21) 100.0
1995-96	Nicole Sennett	(23-25) 92.0
1996-97	Kelly Heffer	(29-29) 100.0
1997-98	Sarah Bellinger	(30-30) 100.0
1998-99	Sarah Bellinger	(30-31) 96.8
1999-2000	Sarah Bellinger	(30-31) 96.8
2000-01	Erin Kerr	(29-29) 100.0
2001-02	Erin Kerr	(28-29) 96.6
2002-03	Erin Kerr	(29-31) 93.6
2003-04	Hannah Hoch	(28-32) 87.5
2004-05	Hannah Hoch	(31-31) 100.0
	Allison Rella	(28-28) 100.0
2005-06	Lindsay Caljouw	(30-30) 100.0
2006-07	Lindsay Caljouw	(22-23) 96.7
2007-08	Lindsay Senger	(34-35) 97.1
2008-09	Emily Talley	(32-33) 97.0
2009-10	Emily Talley	(31-32) 96.9
2010-11	Jessica Wallace	(35-35) 100.0
2011-12	Emily Talley	(36-37) 97.3
2012-13	Jenny Coleman	(32-32) 100.0
2013-14	Jenny Coleman	(32-32) 100.0
2014-15	Esther Lee	(31-31) 100.0
2015-16	Esther Lee	(30-30) 100.0
2016-17	Robyn Choi	(23-25) 92.0

# RECORD BOOK

## MOST EVENTS, CAREER

1. Jenny Coleman, 2011-14	47
2. Emily Talley, 2009-12	46
3. Alexis Keating, 2012-16	45
4. Sarah Bellinger, 1998-2001	44
Maria Persson-Gulda, 2003-06	44
Dominique Pytlewski, 2005-08	44
Kristin Coleman, 2011-14	44
8. Hannah Hoch, 2004-07	43
9. Allison Rella, 2002-05	42
10. Michelle Thomas, 1996-99	39

## MOST ROUNDS, CAREER

1. Jenny Coleman, 2011-14	139
2. Emily Talley, 2009-12	137
3. Kristin Coleman, 2011-14	131
4. Dominique Pytlewski, 2007-10	128
5. Alexis Keating, 2012-16	124
6. Maria Persson-Gulda, 2002-05	123
7. Sarah Bellinger, 1997-2000	121
8. Hannah Hoch, 2003-07	120
9. Allison Rella, 2001-04	114
10. Michelle Thomas, 1995-98	112

## MOST ROUNDS, SEASON

1. Jenny Coleman, 2011-12	37
Kristin Coleman, 2011-12	37
Emily Talley, 2011-12	37
4. Alex Stewart, 2011-12	36
5. Dominique Pytlewski, 2007-08	35
Lindsay Senger, 2007-08	35
Stephanie Simich, 2007-08	35
Jenny Coleman, 2010-11	35
Kristin Coleman, 2010-11	35
Emily Talley, 2010-11	35
Jess Wallace, 2010-11	35
Jenny Coleman, 2012-13	35



Esther Lee

## MOST ROUNDS, FRESHMAN

1. Stephanie Simich, 2007-08	35
Jenny Coleman, 2010-11	35
Kristin Coleman, 2010-11	35
4. Emily Talley, 2008-09	33
5. Hannah Hoch, 2003-04	32
Alexis Keating, 2012-13	32
7. Dominique Pytlewski, 2006-07	31
<b>Brittany Fan, 2014-15</b>	<b>31</b>
9. Sarah Bellinger, 1997-98	30
Lindsay Caljouw, 2005-06	30

## MOST ROUNDS, SOPHOMORE

1. Jenny Coleman, 2011-12	37
Kristin Coleman, 2011-12	37
3. Alex Stewart, 2011-12	36
4. Dominique Pytlewski, 2007-08	35
5. Maria Persson-Gulda, 2003-04	32
Emily Talley, 2009-10	32
Alexis Keating, 2013-14	32
8. Sarah Bellinger, 1998-99	31
Taya Battistella, 1999-2000	31
Allison Rella, 2002-03	31
Hannah Hoch, 2004-05	31
Jamie Oleksiew, 2013-14	31
<b>Esther Lee, 2014-15</b>	<b>31</b>
Natalie Vivaldi, 2014-15	31

## MOST ROUNDS, JUNIOR

1. Emily Talley, 2010-11	35
Jess Wallace, 2010-11	35
Jenny Coleman, 2012-13	35
4. Dominique Pytlewski, 2008-09	33
5. Hannah Hoch, 2005-06	32
6. Sarah Bellinger, 1999-2000	31
Katy Nolan, 1999-2000	31
Maria Persson-Gulda, 2004-05	31
Alexis Keating, 2014-15	31
10. Michelle Thomas, 1997-98	30
<b>Esther Lee, 2015-16</b>	<b>30</b>

## MOST ROUNDS, SENIOR

1. Emily Talley, 2011-12	37
2. Lindsay Senger, 2007-08	35
3. Jess Wallace, 2011-12	34
4. Maria Persson-Gulda, 2005-06	32
Christine Kim, 2009-10	32
Jenny Coleman, 2013-14	32
Kristin Coleman, 2013-14	32
8. Erin Kerr, 2002-03	31
9. Alexis Keating, 2015-16	30
10. Kelly Heffer, 1996-97	29
Linda Sue Linton, 1996-97	29
Kiersten Albright, 1998-99	29
Sarah Bellinger, 2000-01	29
Dominique Pytlewski, 2009-10	29

## STROKE AVERAGE, CAREER

(minimum 50 rounds)

1. Esther Lee, 2015-17 (86)	73.03
2. Jess Wallace, 2011-12 (69)	74.04
3. Emily Talley, 2009-12 (137)	74.48
4. <b>Brittany Fan, 2015-p (89)</b>	<b>74.71</b>
5. Jenny Coleman, 2011-14 (139)	75.00
6. Lindsay Caljouw, 2006-07 (53)	75.92
7. Alexis Keating, 2012-16 (124)	75.95
8. Erin Kerr, 2000-03 (89)	76.43
9. Hannah Hoch, 2004-07 (120)	76.55
10. Julie Kim, 2007-10 (92)	76.59

## STROKE AVERAGE, CAREER

(minimum 100 rounds)

1. Emily Talley, 2009-12 (137)	74.48
2. Jenny Coleman, 2011-14 (139)	75.00
3. Alexis Keating, 2012-16 (124)	75.95
4. Hannah Hoch, 2003-04 (120)	76.55
5. Dominique Pytlewski, 2007-10 (128)	77.32
6. Maria Persson-Gulda, 2003-06 (123)	77.61
7. Kristin Coleman, 2011-14 (131)	77.00
8. Christine Kim, 2007-10 (101)	77.94
9. Allison Rella, 2002-05 (113)	78.27
10. Lindsay Senger, 2005-08 (109)	78.74

## STROKE AVERAGE, SEASON


(minimum 20 rounds, rounds in parentheses)

1. Esther Lee, 2015-16 (30)	72.53
2. Jess Wallace, 2010-11 (35)	72.97
3. Esther Lee, 2016-17 (25)	73.64
4. Emily Talley, 2010-11 (35)	73.71
5. Alex Stewart, 2011-12 (36)	73.81
6. Emily Talley, 2011-12 (37)	73.97
7. <b>Kirsty Hodgkins, 2016-17 (28)</b>	<b>74.10</b>
8. Jenny Coleman, 2012-13 (35)	74.11
9. Alexis Keating, 2015-16 (29)	74.14
10. Jenny Coleman, 2013-14 (32)	74.28

## STROKE AVERAGE, FALL

(minimum 10 rounds)

1. Jess Wallace, 2010-11	72.00
2. Esther Lee, 2016-17	72.25
3. Esther Lee, 2015-16	72.63
4. <b>Kirsty Hodgkins, 2016-17</b>	<b>72.64</b>
5. Emily Talley, 2010-11	72.67
6. Hannah Hoch, 2004-05	73.21
7. Emily Childs, 2008-09	73.27
8. Jenny Coleman, 2012-13	73.60
9. Emily Talley, 2008-09	74.00
10. Dominique Pytlewski, 2007-08	74.13



Lindsay Senger

# RECORD BOOK

## STROKE AVERAGE, SPRING

(minimum 10 rounds)

1. Esther Lee, 2014-15	72.25
2. Esther Lee, 2015-16	72.47
3. Alexis Keating, 2015-16	73.50
<b>4. Brittany Fan, 2016-17</b>	<b>73.53</b>
5. Alex Stewart, 2011-12	73.54
6. Emily Talley, 2011-12	73.60
7. Jess Wallace, 2010-11	73.70
<b>8. Brittany Fan, 2015-16</b>	<b>74.21</b>
9. Jenny Coleman, 2013-14	74.25
10. Esther Lee, 2016-17	74.30

## STROKE AVERAGE, FRESHMAN

(minimum 20 rounds)

<b>1. Kirsty Hodgkins, 2016-17</b>	<b>74.10</b>
<b>2. Brittany Fan, 2014-15</b>	<b>74.87</b>
3. Emily Talley, 2008-09	75.42
<b>4. Robyn Choi, 2016-17</b>	<b>75.64</b>
5. Lindsay Caljouw, 2005-06	76.00
6. Kristin Coleman, 2010-11	76.06
7. Julie Kim, 2006-07	76.21
<b>8. Gillian Vance, 2015-16</b>	<b>76.46</b>
9. Jenny Coleman, 2010-11	76.57
10. Alexis Keating, 2012-13	76.84

## STROKE AVERAGE, SOPHOMORE

(minimum 20 rounds)

1. Esther Lee, 2014-15	73.03
2. Alex Stewart, 2011-12	73.81
<b>3. Brittany Fan, 2015-16</b>	<b>74.50</b>
4. Hannah Hoch, 2004-05	74.77
5. Emily Talley, 2009-10	74.94
6. Jenny Coleman, 2011-12	75.08
7. Lindsay Caljouw, 2006-07	75.83
8. Julie Kim, 2007-08	76.19
9. Dominique Pytlewski, 2007-08	76.40
10. Kristin Coleman, 2011-12	76.65

## STROKE AVERAGE, JUNIOR

(minimum 20 rounds)

1. Esther Lee, 2015-16	72.53
2. Jess Wallace, 2010-11	72.97
3. Emily Talley, 2010-11	73.71
4. Jenny Coleman, 2012-13	74.11
<b>5. Brittany Fan, 2016-17</b>	<b>74.75</b>
6. Alexis Keating, 2014-15	75.03
7. Erin Kerr, 2001-02	76.14
8. Julie Kim, 2008-09	76.72
9. Lindsay Senger, 2006-07	76.79
10. Dominique Pytlewski, 2008-09	77.00

## STROKE AVERAGE, SENIOR

(minimum 20 rounds)

1. Esther Lee, 2016-17	73.64
2. Emily Talley, 2011-12	73.97
3. Alexis Keating, 2015-16	74.14
4. Jenny Coleman, 2013-14	74.28
5. Jess Wallace, 2011-12	75.15
6. Erin Kerr, 2002-03	75.81
7. Christine Kim, 2009-10	76.25
8. Kristin Coleman, 2013-14	76.34
9. Maria Persson-Gulda, 2005-06	76.41
10. Allison Rella, 2004-05	76.57

## LOWEST SCIRP, CAREER

(minimum 50 rounds)

1. Esther Lee, 2015-17 (86)	1.13
2. Jess Wallace, 2011-12 (69)	2.16
3. Emily Talley, 2009-12 (137)	2.45
<b>4. Brittany Fan, 2015-p (89)</b>	<b>2.80</b>
5. Jenny Coleman, 2011-14 (139)	3.10
6. Lindsay Caljouw, 2006-07 (53)	3.92
7. Alexis Keating, 2012-16 (124)	4.04
8. Erin Kerr, 2001-03 (89)	4.46
9. Hannah Hoch, 2004-07 (120)	4.55
10. Julie Kim, 2007-10 (92)	4.55

## LOWEST SCIRP, SEASON

(minimum 20 rounds)

1. Esther Lee, 2016	0.60
2. Jess Wallace, 2011	1.11
3. Esther Lee, 2015	1.29
4. Esther Lee, 2017	1.56
5. Alex Stewart, 2012	1.81
6. Emily Talley, 2011	1.86
7. Emily Talley, 2012	1.97
8. Kirsty Hodgkins, 2017	2.03
9. Jenny Coleman, 2014	2.16
10. Jenny Coleman, 2013	2.20

## LOWEST SCIRP, FALL

(minimum 20 rounds)

1. Jess Wallace, 2010-11	-0.20
2. Esther Lee, 2016-17	0.13
<b>3. Esther Lee, 2015-16</b>	<b>0.36</b>
4. Emily Talley, 2010-11	0.47
5. Kirsty Hodgkins, 2016-17	0.55
6. Emily Childs, 2008-09	0.87
7. Hannah Hoch, 2004-05	1.21
8. Jenny Coleman, 2012-13	1.40
9. Emily Talley, 2008-09	1.60
10. Jenny Coleman, 2013-14	1.83

## LOWEST SCIRP, SPRING

(minimum 10 rounds)

1. Esther Lee, 2016	0.74
---------------------	------

2. Esther Lee, 2015	0.80
3. Brittany Fan, 2017	1.47
4. Alex Stewart, 2012	1.67
5. Emily Talley, 2012	1.72
6. Alexis Keating, 2016	1.78
7. Jess Wallace, 2011	2.10
8. Esther Lee, 2017	2.24
9. Jenny Coleman, 2014	2.35
<b>10. Brittany Fan, 2016</b>	<b>2.47</b>

## LOWEST SCIRP, FRESHMAN

(minimum 20 rounds)

<b>1. Kirsty Hodgkins, 2016-17</b>	<b>2.04</b>
<b>2. Brittany Fan, 2014-15</b>	<b>3.13</b>
3. Emily Talley, 2008-09	3.15
4. Robyn Choi, 2016-17	3.56
5. Lindsay Caljouw, 2005-06	4.00
6. Kristin Coleman, 2010-11	4.20
7. Julie Kim, 2006-07	4.21
<b>8. Gillian Vance, 2015-16</b>	<b>4.54</b>

## LOWEST SCIRP, SOPHOMORE

(minimum 20 rounds)

1. Esther Lee, 2014-15	1.30
2. Alex Stewart, 2011-12	1.81
<b>3. Brittany Fan, 2015-16</b>	<b>2.57</b>
4. Hannah Hoch, 2004-05	2.77
5. Emily Talley, 2009-10	2.94
6. Jenny Coleman, 2011-12	3.08
7. Lindsay Caljouw, 2006-07	3.83

## LOWEST SCIRP, JUNIOR


(minimum 20 rounds)

1. Esther Lee, 2015-16	0.60
2. Jess Wallace, 2010-11	1.11
3. Emily Talley, 2010-11	1.86
4. Jenny Coleman, 2013	2.20
<b>5. Brittany Fan, 2016-17</b>	<b>2.68</b>
6. Alexis Keating, 2014-15	3.50
7. Erin Kerr, 2001-02	4.14
8. Natalie Vivaldi, 2015-16	4.39
9. Julie Kim, 2008-09	4.48

## LOWEST SCIRP, SENIOR

(minimum 20 rounds)

1. Esther Lee, 2016-17	1.56
2. Emily Talley, 2011-12	1.97
3. Jenny Coleman, 2013-14	2.16
4. Alexis Keating, 2015-16	2.21
5. Jess Wallace, 2011-12	3.24
6. Erin Kerr, 2002-03	3.90
7. Kristin Coleman, 2013-14	4.22
8. Christine Kim, 2009-10	4.25



Emily Talley



Erin Kerr

# RECORD BOOK

## MOST STROKES, CAREER

1. Jenny Coleman, 2011-14	10,429
2. Emily Talley, 2009-12	10,204
3. Kristin Coleman, 2011-14	10,088
4. Dominique Pytlewski, 2007-10	9,902
5. Sarah Bellinger, 1997-2000	9,549
6. Maria Persson-Gulda, 2002-05	9,545
7. Alexis Keating, 2012-16	9,418
8. Hannah Hoch, 2003-07	9,186
9. Michelle Thomas, 1995-98	8,983
10. Allison Rella, 2001-04	8,845

## LOWEST 9 HOLE SCORE

(Known)


1. Esther Lee, 9/12/16 (1st, back)	29
2. Jess Wallace 11/1/10 (2nd rd., back)	31
Esther Lee 9/20/15 (2nd rd., back)	31
4. 13 times, last ...	32
Alexis Keating, 4/22/15 (3rd rd., back)	

## LOWEST 18 HOLE SCORE

1. Esther Lee, 9/12/16 (1st)	61
2. Esther Lee, 9/20/15 (2nd)	64
3. Jess Wallace, 11/1/11 (2nd)	66
Emily Talley, 3/16/12 (1st)	66
Alexis Keating, 4/22/15 (3rd)	66
Alexis Keating, 4/19/16 (2nd)	66
7. Jolene Fellhauer, 9/24/02 (2nd)	67
Julie Kim, 9/18/06 (1st)	67
Emily Childs, 9/8/08 (2nd)	67
Emily Talley, 9/18/10 (3rd)	67
Emily Talley, 10/31/10 (1st)	67
Alex Stewart, 2/18/12 (3rd)	67
Jenny Coleman, 4/23/13 (2nd)	67
Esther Lee, 3/9/15 (1st)	67
Esther Lee, 3/9/15 (2nd)	67
Esther Lee, 4/13/15 (1st)	67

## LOWEST 18 HOLE SCORE, PAR 70

1. Jess Wallace, 3/6/11 (2nd)	68
2. Emily Talley, 3/6/11 (1st)	71
Emily Talley, 3/6/11 (2nd)	71



Jolene Fellhauer

## LOWEST 18 HOLE SCORE, PAR 71

1. Alexis Keating, 4/22/15 (3rd)	66
2. Esther Lee, 3/9/15 (1st)	67
Esther Lee, 3/9/15 (2nd)	67
4. Esther Lee, 4/21/15 (2nd)	68
5. Esther Lee, 2/15/15 (2nd)	69
6. <b>Kirsty Hodgkins, 10/14/16 (1st)</b>	<b>70</b>
<b>Robyn Choi, 2/11/17 (1st)</b>	<b>70</b>

## LOWEST 18 HOLE SCORE, PAR 72

1. Esther Lee, 9/12/16 (1st)	61
2. Esther Lee, 9/20/15 (2nd)	64
3. Jess Wallace, 11/1/11 (2nd)	66
Emily Talley, 3/16/12 (1st)	66
Alexis Keating, 4/22/15 (3rd)	66
Alexis Keating, 4/19/16 (2nd)	66
7. Jolene Fellhauer, 9/24/02 (2nd)	67
Julie Kim, 9/18/06 (1st)	67
Emily Childs, 9/8/08 (2nd)	67
Emily Talley, 10/31/10 (1st)	67
Alex Stewart, 2/28/12 (3rd)	67
Jenny Coleman, 4/23/13 (2nd)	67
Esther Lee, 3/9/15 (1st)	67
Esther Lee, 3/9/15 (2nd)	67
Esther Lee, 4/13/15 (1st)	67

## LOWEST 18 HOLE SCORE, PAR 73

1. Emily Talley, 9/18/10 (3rd)	67
2. Jenny Coleman, 9/18/12 (3rd)	68
3. Emily Childs, 9/19/08 (2nd)	69
4. Jenny Coleman, 9/17/12 (1st)	70
Jenny Coleman, 9/17/12 (2nd)	70
Alexis Keating, 11/3/15 (3rd)	70

## LOWEST 18 HOLE SCORE, PAR 74

1. Kelly Heffer, 10/29/96 (2nd)	78
2. Kelly Heffer, 10/28/96 (1st)	79
Linda Sue Linton, 10/30/96 (3rd)	79

## LOWEST 36 HOLE SCORE

1. Esther Lee, 9/12/16 (61-69)	130
2. Esther Lee, 3/9/15 (67-67)	134
3. Alexis Keating, 4/18-4/19/16 (70-66)	136
4. Esther Lee, 9/20/15 (73-64)	137
5. Emily Childs, 9/8/08 (71-67)	138
Emily Childs, 9/29/08 (68-70)	138
Jess Wallace, 10/31-11/1/10 (72-66)	138
Emily Talley, 3/16-17/12 (66-72)	138
9. Dominique Pytlewski, 9/8/08 (69-70)	139
Emily Talley, 9/13/10 (69-70)	139
Alex Stewart, 3/16-17/12 (68-71)	139
Jess Wallace, 3/16-17/12 (70-69)	139
Jenny Coleman, 3/14-15/14 (69-70)	139

## LOWEST 54 HOLE SCORE

1. Esther Lee, 9/12-13/16 (61-69-68)	198
2. Esther Lee, 3/9-10/15 (67-67-72)	206
2. J. Coleman, 9/17-18/12 (70-70-68)	208
3. Emily Childs, 9/8-9/08 (71-67-71)	209
Emily Talley, 9/13-14/10 (69-70-70)	209
5. Emily Childs, 9/29-30/08 (68-70-72)	210
Jenny Coleman, 4/14/-15/14 (74-68-68)	210
Alexis Keating, 4/20-22/15 (72-72-66)	210
Alexis Keating, 4/18-20/16 (70-66-74)	210
9. Alex Stewart, 2/26-28/12 (71-73-67)	211
Jess Wallace, 3/16-18/12 (70-69-72)	211
<b>Brittany Fan, 4/9-11/17 (71-72-68)</b>	<b>211</b>
<b>Kirsty Hodgkins, 4/9-11/17 (72-69-70)</b>	<b>211</b>

## LOWEST 54 HOLE SCORE, PAR 70

1. Jess Wallace, 3/5-6/11	216
2. Emily Talley, 3/5-6/11	221
3. Stephanie Simich, 2/23-24/08	226
4. Jenny Coleman, 3/5-6/11	227
5. Julie Kim, 2/23-24/08	230
Lindsay Senger, 2/23-24/08	230

## LOWEST 54 HOLE SCORE, PAR 71

1. Esther Lee, 3/9-10/15	206
2. Alexis Keating, 4/20-22/15	210
3. Esther Lee, 4/20-22/15	215
4. <b>Brittany Fan, 3/9-10/15</b>	<b>219</b>
<b>Brittany Fan, 4/20-22/15</b>	<b>219</b>
Esther Lee, 5/5-7/16	219

## LOWEST 54 HOLE SCORE, PAR 72

1. Esther Lee, 9/12-13/16	198
2. Emily Childs, 9/8-9/08	209
Emily Talley, 9/13-14/10	209
4. Emily Childs, 9/29-30/08	210
Jenny Coleman, 4/14-15/14	210
Alexis Keating, 4/18-20/16	210

## LOWEST 54 HOLE SCORE, PAR 73

1. Jenny Coleman, 9/17-18/12	208
2. Jess Wallace, 9/17-18/10	217
3. Emily Childs, 9/19-20/08	219
4. Dominique Pytlewski, 10/8-9/07	220
Emily Talley, 9/17-18/10	220
Kirsty Hodgkins, 10/24-25/16	220


## LOWEST 54 HOLE SCORE, PAR 74

1. Kelly Heffer, 10/29-30/96	237
2. Michelle Thomas, 10/29-30/96	249

## BEST STROKE IMPROVEMENT

(Same Tournament)

1. Ann Grooms, Oct. 16, 1995 (1-2)	23
2. J. Fundingsland, March 3, 1997 (1-2)	21
3. Linda Sue Linton, March 3, 1997 (1-2)	17
4. 3X, last D. Pytlewski, April 12, 2008 (1-2)	16



Jessica Wallace

# RECORD BOOK

## STROKES UNDER PAR, ROUND ROUNDS UNDER PAR, SEASON ROUNDS IN THE 70s, SEASON

1. Esther Lee, 9/16/16 (1st)	11	1. Jess Wallace, 2011	10	1. Emily Talley, 2012	34
2. Esther Lee, 9/20/15 (2nd)	8	Alex Stewart, 2012	10	2. Jess Wallace, 2011	32
2. Emily Talley, 9/18/10 (3rd)	6	3. Emily Talley, 2011	9	Alex Stewart, 2012	32
Jess Wallace, 11/1/11 (2nd)	6	4. Jenny Coleman, 2013	8	Jenny Coleman, 2013	32
Emily Talley, 3/16/12 (1st)	6	<b>Esther Lee, 2015</b>	<b>8</b>	5. Emily Talley, 2011	31
Alexis Keating, 4/19/16 (2nd)	6	<b>Esther Lee, 2016</b>	<b>8</b>	6. Emily Talley, 2009	30
6. Jolene Fellhauer, 9/24/02 (2nd)	5	7. Dominique Pytlewski, 2009	7	Jenny Coleman, 2011	30
Julie Kim, 9/18/06 (1st)	5	Kirsty Hodgkins, 2017	7	Kristin Coleman, 2011	30
Emily Childs, 9/8/08 (2nd)	5			Jenny Coleman, 2012	30
Emily Talley, 10/31/10 (1st)	5			Jess Wallace, 2012	30
Alex Stewart, 2/18/12 (3rd)	5				
Jenny Coleman, 9/18/12 (3rd)	5				
Esther Lee, 4/13/15 (1st)	5				
Alexis Keating, 4/22/15 (3rd)	5				

## STROKES UNDER PAR TOURNAMENT

1. Esther Lee, 9/12-13/16	18
2. Jenny Coleman, 9/17-18/12	11
3. Emily Childs, 9/8-9/08	7
Emily Talley, 9/13-14/10	7
Esther Lee, 3/9-10/15	7
Esther Lee, 9/20-22/15	7
7. Emily Childs, 9/28-30/08	6
Jenny Coleman, 4/14-15/14	6
Alexis Keating, 4/18-20/16	6

## ROUNDS UNDER PAR, TOURNAMENT

1. Emily Childs, 9/8-9/08 (1,2,3)	3
Emily Talley, 9/12-13/10 (1,2,3)	3
Jenny Coleman, 9/17-18/12 (1,2,3)	3
Esther Lee, 9/12-13/16 (1,2,3)	3

## ROUNDS UNDER PAR, CAREER

1. Emily Talley, 2009-12	24
2. Esther Lee, 2015-17	22
3. Jenny Coleman, 2011-14	21
4. Jess Wallace, 2011-12	14
5. Dominique Pytlewski, 2007-10	13
6. Alexis Keating, 2012-16	12
7. Alex Stewart, 2012	10
8. Erin Kerr, 2000-03	9
<b>Brittany Fan, 2015-p</b>	<b>9</b>



Julie Kim

## CONSECUTIVE ROUNDS, UNDER PAR

1. Jess Wallace, 9/13-17/10 (2-3-1-2)	4
2. Emily Childs, 9/8-9/08 (1-2-3)	3
Emiy Talley, 9/13-14/10 (1-2-3)	3
Jenny Coleman, 3/25-4/5/11 (2-3-1)	3
Alex Stewart, 3/1-17/12 (3-1-2)	3
Jenny Coleman, 9/17-18/12 (1-2-3)	3
Esther Lee, 9/12-13/16 (1-2-3)	3

## ROUNDS IN THE 60s, CAREER

1. Esther Lee, 2015-17	11
2. Emily Talley, 2009-12	7
Jenny Coleman, 2011-14	7
4. Jess Wallace, 2011-12	4
Alexis Keating, 2012-16	4
6. Hannah Hoch, 2002-05	3
Julie Kim, 2007-10	3

## ROUNDS IN THE 60s, SEASON

1. Esther Lee, 2015	5
2. Emily Childs, 2009	3
Emily Talley, 2011	3
Jess Wallace, 2011	3
Emily Talley, 2012	3
Jenny Coleman, 2014	3
Esther Lee, 2016	3
Esther Lee, 2017	3

## ROUNDS IN THE 60s, TOURNAMENT

1. Jenny Coleman, 4/14-15/14	2
<b>Esther Lee, 3/9/15 (1-2)</b>	<b>2</b>
3. 38 Times, last Alexis Keating, 4/19/16	1

## CONSECUTIVE ROUNDS IN THE 60s

1. Esther Lee, 9/12-13/16 (1-2-3)	3
2. Alex Stewart, 3/1-16/12 (3-1)	2
Jenny Coleman, 4/14-15/14 (2-3)	2
Esther Lee, 3/9/15 (1-2)	2
Esther Lee, 4/5-8/16 (3-1)	2

## ROUNDS IN THE 70s, CAREER


1. Emily Talley, 2009-12	123
2. Jenny Coleman, 2011-14	118
3. Alexis Keating, 2012-16	96
4. Kristin Coleman, 2011-14	94
5. Hannah Hoch, 2004-07	93
6. Dominique Pytlewski, 2007-10	91
7. Maria Persson-Gulda, 2003-06	85
<b>8. Brittany Fan, 2015-p</b>	<b>80</b>
9. Allison Rella, 2002-05	73
10. Christine Kim, 2007-10	72
Esther Lee, 2015-17	72

## 54 HOLE SCORES UNDER 220

1. Emily Talley, 2009-12	13
2. Jenny Coleman, 2011-14	12
Esther Lee, 2015-17	12
4. Jess Wallace, 2011-12	9
<b>5. Brittany Fan, 2015-p</b>	<b>9</b>
6. Hannah Hoch, 2004-07	5
Dominique Pytlewski, 2006-09	5
Julie Kim, 2006-09	5
Alexis Keating, 2012-16	5

## MOST VICTORIES, CAREER

1. Esther Lee, 2015-17	3
2. Hannah Hoch, 2004-07	2
Jess Wallace, 2011-12	2
4. Kiersten Albright, 1999	1
Dominique Pytlewski, 2006-09	1
Alex Stewart, 2012	1
Jenny Coleman, 2011-14	1
Allie Zech, 2013-p	1



Alexis Keating

# RECORD BOOK

## MOST VICTORIES, SEASON

1. Hannah Hoch, 2005	2
2. Kiersten Albright, 1999	1
Dominique Pytlewski, 2007	1
Jess Wallace, 2011	1
Alex Stewart, 2012	1
Jess Wallace, 2012	1
Jenny Coleman, 2013	1
Esther Lee, 2015	1
Allie Zech, 2015	1
Esther Lee, 2016	1
Esther Lee, 2017	1

## LARGEST MARGIN OF VICTORY

1. J. Coleman, 2012 UNM Invite (208,216)	8
2. Hannah Hoch, 2005 Ron Moore (218, 223)	5
Esther Lee, 2016 Dick McGuire (198, 203)	5
3. Hannah Hoch, 2005 Miccosukee (222, 224)	2
Jess Wallace, 2012 Clover Cup (211, 213)	2
Allie Zech, 2015 DU vs. CU JV Event (71,73)	2
Esther Lee, 2015 E & W Match Play (137,139)	2
7. Dominiqe Pytlewski, 2008 TTU (220, 221)	1
J. Wallace, 2011 Heather Farr (220, 221)	1
Alex Stewart, 2012 Subar Bowl (211, 212)	1
10. K. Albright, 1999 Heather Farr (219, 219)	0 <sup>1</sup>
E. Lee, 2015 Bay Area Intercollegiate (206, 206)	0 <sup>2</sup>

<sup>1</sup>Won on the second sudden death playoff hole by one stroke.; <sup>2</sup>Co-medalist, no-tiebreaker played.

## MOST TOP 5 FINISHES, CAREER

1. Erin Kerr, 2000-03	8
2. Emily Talley, 2009-12	7
Jess Wallace, 2011-12	7
Jenny Coleman, 2011-14	7
Esther Lee, 2015-17	7
6. Sarah Bellinger, 1997-2000	5
Hannah Hoch, 2004-07	5
8. Alexis Keating, 2012-16	4
9. Michelle Thomas, 1996-99	3
Jolene Fellhauer, 1998-2001	3
Maria Persson-Gulda, 2003-06	3
Dominique Pytlewski, 2006-09	3
Alex Stewart, 2012	3
Kirsty Hodgkins, 2017-p	3



Jenny Coleman

## TOP 5 FINISHES, SEASON

1. Jess Wallace, 2011	6
2. Erin Kerr, 2003	4
3. Sarah Bellinger, 1999	3
Hannah Hoch, 2005	3
Dominique Pytlewski, 2008	3
Emily Childs, 2009	3
Emily Talley, 2011	3
Alex Stewart, 2012	3
Jenny Coleman, 2014	3
Esther Lee, 2015	3
Esther Lee, 2016	3
<b>Kirsty Hodgkins, 2017</b>	<b>3</b>

## CONSECUTIVE TOP 5 FINISHES

1. Jess Wallace, 2010-11	4
2. Erin Kerr, 2002-03	3
3. Hannah Hoch, 2004-05	2
Dominique Pytlewski, 2007-08	2
Emily Talley, 2009-10	2
Alex Stewart, 2011-12	2
Esther Lee, 2014-15	2
Esther Lee, 2015-16	2
<b>Kirsty Hodgkins, 2016-17</b>	<b>2</b>

## TOP 10 FINISHES, CAREER

1. Emily Talley, 2009-12	19
<b>2. Esther Lee, 2015-17</b>	<b>17</b>
3. Hannah Hoch, 2004-07	11
Jess Wallace, 2011-12	11
5. Erin Kerr, 2000-03	10
Jenny Coleman, 2011-14	10
7. Sarah Bellinger, 1998-01	9
8. Dominique Pytlewski, 2006-09	7
9. Lindsay Caljouw, 2004-07	6
Alex Stewart, 2012	6

## TOP 10 FINISHES, SEASON

1. Jess Wallace, 2011	10
2. Emily Talley, 2011	7
<b>Esther Lee, 2015</b>	<b>7</b>
4. Hannah Hoch, 2006	6
Alex Stewart, 2012	6
<b>Esther Lee, 2016</b>	<b>6</b>
7. Erin Kerr, 2003	5
Dominique Pytlewski, 2008	5
Jenny Coleman, 2012	5
10. Kiersten Albright, 1999	4
Emily Childs, 2009	4
Emily Talley, 2009	4
Emily Talley, 2010	4
Emily Talley, 2012	4
Kirsty Hodgkins, 2017	4
Esther Lee, 2017	4

## CONSECUTIVE TOP 10 FINISHES

1. Jess Wallace, 2010-11	10
2. Emily Talley, 2009-10/10-11	7
<b>3. Esther Lee, 2014-15</b>	<b>5</b>
4. Alex Stewart, 2011-12	4
5. Erin Kerr, 2002-03	3
Lindsay Caljouw, 2006-07	3
Dominique Pytlewski, 2007-08	3
Emily Childs, 2008-09	3
<b>Esther Lee, 2015-16</b>	<b>3</b>
<b>Kirsty Hodgkins, 2016-17</b>	<b>3</b>

## TOP 20 FINISHES, CAREER

1. Emily Talley, 2009-12	31
2. Esther Lee, 2015-17	27
3. Erin Kerr, 2000-03	20
Jenny Coleman, 2011-14	20
5. Hannah Hoch, 2004-07	18
<b>6. Brittany Fan, 2015-p</b>	<b>17</b>
7. Sarah Bellinger, 1998-2001	15
8. Maria Person-Gulda, 2003-06	13
Jess Wallace, 2011-12	13
10. Alexis Keating, 2012-16	11

## TOP 20 FINISHES, SEASON

1. Jess Wallace, 2011	11
Esther Lee, 2016	11
3. Emily Talley, 2011	10
Esther Lee, 2015	10
5. Hannah Hoch, 2005	9
6. Erin Kerr, 2002	8
Emily Talley, 2012	8
8. Erin Kerr, 2003	7
Emily Talley, 2010	7
10. 11 Times, last	
Brittany Fan, 2017	6
Kirsty Hodgkins, 2017	6
Esther Lee, 2017	6

## CONSECUTIVE TOP 20 FINISHES

<b>1. Esther Lee, 2014-15/15-16</b>	<b>18</b>
2. Emily Talley, 2009-10/10-11	15
3. Jess Wallace, 2010-11	11
4. Emily Talley, 2011-12	7
5. Emily Childs, 2008-09	6
Brittany Fan, 2016-17 - Active	6
7. Hannah Hoch, 2004-05	5
8. Erin Kerr, 2001-02	4
Hannah Hoch, 2003-04	4
Julie Kim, 2003-04	4
Alex Stewart, 2011-12	4



Maria Persson-Gulda

# RECORD BOOK

## ROUNDS COUNTING, CAREER

1. Emily Talley, 2009-12	132
2. Jenny Coleman, 2011-14	119
3. Sarah Bellinger, 1998-2001	115
4. Maria Persson-Gulda, 2003-06	112
5. Alexis Keating, 2012-16	111
6. Hannah Hoch, 2004-07	110
7. Kristin Coleman, 2011-14	105
8. Dominique Pytlewski, 2007-10	101
9. Allison Rella, 2002-05	100
10. Michelle Thomas, 1996-99	97

## ROUNDS COUNTING, SEASON

1. Emily Talley, 2012	36
2. Jess Wallace, 2011	35
3. Lindsay Senger, 2008	34
Kristin Coleman, 2011	34
Alex Stewart, 2012	34
6. Emily Talley, 2011	33
7. Dominique Pytlewski, 2008	32
Emily Talley, 2009	32
Jenny Coleman, 2013	32
Jenny Coleman, 2014	32

## PLACEMENT, CONFERENCE TOURNEY

(Top 10)

1. Jenny Coleman, 2013	3rd
2. Sarah Bellinger, 1999	4th
Jess Wallace, 2011	4th
4. Maria Persson-Gulda, 2006	5th
Emily Talley, 2010	5th
Alexis Keating, 2015	t-5th
Alexis Keating, 2016	t-5th
8. Jo Prichard, 2002	6th
Emily Talley, 2009	6th
10. Brittany Fan, 2017	t-7th

## TOP ROUND, CONFERENCE

1. Alexis Keating, 4/22/15 (3rd)	66
Alexis Keating, 4/19/16 (2nd)	66
3. Jenny Coleman, 4/23/13 (2nd)	67
4. Emily Talley, 4/28/12 (2nd)	69
5. Allison Rella, 4/22/04 (1st)	70
Jess Wallace, 4/23/11 (2nd)	70
Alexis Keating, 4/18/16 (1st)	70
Esther Lee, 4/18/16 (1st)	70
<b>Brittany Fan, 4/20/16 (3rd)</b>	<b>70</b>
<b>Kirsty Hodgkins, 4/25/17 (2nd)</b>	<b>70</b>

## 36 HOLE SCORE, CONFERENCE

1. Alexis Keating, 4/18-19/16	136
2. Jenny Coleman, 4/22-23/13	141
3. Jess Wallace, 4/22-23/11	143
Esther Lee, 4/18-19/16	143
5. Alexis Keating, 4/20-21/15	144
Esther Lee, 4/20-21/15	144
<b>Kirsty Hodgkins, 4/25-26/17</b>	<b>144</b>
<b>7. Brittany Fan, 4/18-19/16</b>	<b>145</b>
<b>Robyn Choi, 4/25-26/17</b>	<b>145</b>
8. Emily Talley, 4/22-23/11	146
Jenny Coleman, 4/27-28/12	146
<b>Brittany Fan, 4/25-26/17</b>	<b>146</b>

## 54 HOLE SCORE, CONFERENCE

1. Alexis Keating, 2015	210
Alexis Keating, 2016	210
3. Jenny Coleman, 2013	213
4. Jess Wallace, 2011	215
<b>Esther Lee, 2015</b>	<b>215</b>
<b>Brittany Fan, 2016</b>	<b>215</b>
<b>7. Esther Lee, 2016</b>	<b>216</b>
<b>8. Brittany Fan, 2015</b>	<b>219</b>
<b>9. Brittany Fan, 2017</b>	<b>220</b>
10. Alex Stewart, 2012	221
Emily Talley, 2012	221
Esther Lee, 2017	221

## 18 HOLE SCORE, NCAA REGIONAL

1. Emily Talley, 5/12/12	68
2. Jenny Coleman, 5/12/12	69
3. Kristin Coleman, 5/10/12	71
Kristin Coleman, 5/12/12	71
Alex Stewart, 5/12/12	71
Jess Wallace, 5/12/12	71
Jenny Coleman, 5/11/13	71
<b>Brittany Fan, 5/5/16</b>	<b>71</b>
9. Jenny Coleman, 5/11/12	72
Jenny Coleman, 5/9/13	72
Jenny Coleman, 5/8/14	72
Esther Lee, 5/5/16	72
<b>Kirsty Hodgkins, 5/9/17</b>	<b>72</b>

## 36 HOLE SCORE, NCAA REGIONAL

1. Jenny Coleman, 5/8-9/14	146
<b>Brittany Fan, 5/5-6/16</b>	<b>146</b>
<b>3. Esther Lee, 5/5-6/16</b>	<b>148</b>
4. Jenny Coleman, 5/10-11/12	149
Kristin Coleman, 5/10-11/12	149
6. Emily Talley, 5/7-8/09	150
Jess Wallace, 5/10-11/12	150
<b>Gillian Vance, 5/5-6/16</b>	<b>150</b>
9. Emily Talley, 5/5-6/11	151
Jenny Coleman, 5/9-10/13	151
Kristin Coleman, 5/8-9/14	151
<b>Esther Lee, 5/7-8/15</b>	<b>151</b>
Alexis Keating, 5/5-6/16	151

## 54 HOLE SCORE, NCAA REGIONAL

1. Jenny Coleman, 2012	218
2. Esther Lee, 2016	219
3. Kristin Coleman, 2012	220
Emily Talley, 2012	220
<b>Brittany Fan, 2016</b>	<b>220</b>
6. Jess Wallace, 2012	221
7. Jenny Coleman, 2013	222
Alexis Keating, 2016	222

## NCAA REGIONAL APPEARANCES

1. Jenny Coleman, 2011, '12, '13, '14	4
2. Emily Talley, 2009, '11, '12	3
Alexis Keating, 2014, '15, '16	3
Natalie Vivaldi, 2014, '15, '16	3
<b>Brittany Fan, 2015, '16, '17</b>	<b>3</b>
Esther Lee, 2015, '16, '17	3
5. Erin Kerr, 2002, '04	2
Kristin Coleman, 2011, '12, '14	3
Jess Wallace, 2011, '12	2
Jamie Oleksiew, 2014, '15	2

## 18 HOLE SCORE, NCAA CHAMPS

1. Emily Talley, 5/22/12 (1st)	71
Alex Stewart, 5/25/12 (4th)	71
3. Jenny Coleman, 5/23/12 (2nd)	73
Alex Stewart, 5/23/12 (2nd)	73
5. Emily Talley, 5/25/12 (4th)	74
6. Alex Stewart, 5/22/12 (1st)	75
Kristin Coleman, 5/22/12 (1st)	75
Jenny Coleman, 5/25/12 (4th)	75

## 36 HOLE SCORE, NCAA CHAMPS

1. Emily Talley, 2012	147
2. Alex Stewart, 2012	148
3. Jenny Coleman, 2012	149
4. Jess Wallace, 2012	154
5. Kristin Coleman, 2012	155

## 54 HOLE SCORE, NCAA CHAMPS

1. Emily Talley, 2012	223
Jenny Coleman, 2012	223
3. Alex Stewart, 2012	227
4. Kristin Coleman, 2012	231
5. Jess Wallace, 2012	234

## 72 HOLE SCORE, NCAA CHAMPS

1. Emily Talley, 2012	297
2. Jenny Coleman, 2012	298
Alex Stewart, 2012	298
4. Jess Wallace, 2012	310
5. Kristin Coleman, 2012	312

## NCAA CHAMPS APPEARANCES

1. Jenny Coleman, 2012	1
Kristin Coleman, 2012	1
Alex Stewart, 2012	1
Emily Talley, 2012	1
Jess Wallace, 2012	1

## LOW SCORE, 1ST ROUND AS A BUFF

1. Julie Kim, 9/11/06	68
2. Michelle Thomas, 9/8/98	69
3. Emily Talley, 9/8/08	70
4. Lindsay Senger, 9/11/06	71
Emily Childs, 9/8/08	71
Kristin Coleman, 9/13/10	71

## LOW SCORE 1ST TOURNEY AS A BUFF

1. Emily Childs, 9/8-9/08 (Ptarmigan)	209
2. Emily Talley, 9/8-9/08 (Ptarmigan)	213
3. Lindsay Senger, 9/11-12/06 (Ptarmigan)	214
<b>4. Esther Lee, 9/8-9/14 (Ptarmigan)</b>	<b>216</b>
5. Hannah Hoch, 9/11-12/06 (Ptarmigan)	217
J. Wallace, 9/13-14/10 (Ptarmigan)	217

# TEAM RECORD BOOK

## STROKE AVERAGE, SEASON

1. 2011-12	75.18
2. 2015-16	75.25
3. 2016-17	75.95
4. 2010-11	76.31
5. 2014-15	76.95

## STROKE AVERAGE, FALL

1. 2011-12	75.50
2. 2015-16	75.68
3. 2008-09	75.84
4. 2010-11	75.85
5. 2016-17	75.93

## STROKE AVERAGE, SPRING

1. 2015-16	74.96
2. 2011-12	75.00
3. 2016-17	75.97
4. 2014-15	76.57
5. 2010-11	76.71

## LOW 18 HOLE SCORE

1. Clover Cup, 3/16/12 (1st Rd)	277
East & West Match Play, 9/20/15 (2nd Rd)	277
3. Ptarmigan Ram Classic, 9/8/08 (2nd Rd)	279
NCAA West Regional, 5/12/12 (3rd Rd)	279
5. Clover Cup, 3/17/12 (2nd Rd)	281
Dick McGuire, k 9/12/16 (1st Rd)	281
7. Ptarmigan Ram Classic, 9/8/08 (1st Rd)	283
Pac-12 Championships (4/22/15) (2nd Rd)	283
Silverado, 4/11/17 (3rd Round)	283
10. Pac-12 Championships, 4/28/12 (2nd Rd)	284
Pac-12 Championships, 4/19/16 (2nd Rd)	284

## LOW 36 HOLE SCORE

1. Clover Cup, 2011-12	558
2. Ptarmigan Ram Classic, 2008-09	562
3. East & West Match Play, 2015-16	569
4. Bay Area Intercollegiate, 2014-15	575
5. Ptarmigan Ram Classic, 2011-12	576
6. Heather Farr Memorial, 2008-09	577
Dick McGuire Invite, 2016-17	577
Silverado Showdown, 2016-17	577
9. Ptarmigan Ram Classic, 2006-07	578
Ptarmigan Ram Classic, 2010-11	578

## LOW 54 HOLE SCORE

1. Ptarmigan Ram Classic, 2008-09	852
2. Clover Cup, 2011-12	855
3. Silverado Showdown, 2016-17	860
4. Pac-12 Championships, 2015-16	864
Dick McGuire Invite, 2016-17	864
6. Ptarmigan Ram Classic, 2010-11	865
7. Heather Farr Memorial, 2008-09	867
8. Pac-12 Championships, 2014-15	868
9. Ptarmigan, Ram Classic, 2006-07	872
Bay Area Intercollegiate, 2014-15	872

## LOW 54 HOLE SCORE, PAR 73

1. Dick McGuire Invitational, 2010-11	884
2. Pac-12 Preview, 2015-16	895
3. Dick McGuire Invitational, 2013-14	896
4. Dick McGuire Invitational, 2011-12	898
Dick McGuire Invitational, 2012-13	898

## LOW 54 HOLE SCORE, PAR 72

1. Ptarmigan Ram Classic, 2008-09	852
2. Clover Cup, 2011-12	855
3. Silverado Showdown, 2016-17	860
4. Pac-12 Championships, 2015-16	864
Dick McGuire Invite, 2016-17	864

## LOW 54 HOLE SCORE, PAR 71

1. Pac-12 Championships, 2014-15	868
2. Bay Area Intercollegiate, 2014-15	872
3. NCAA West Regional, 2015-16	884
4. Northrop Grumman, 2011-12	902
5. NCAA West Regional, 2014-15	918

## LOW 54 HOLE SCORE, PAR 70

1. Gator Women's Invite, 2010-11	896
2. Lady Gator Invitational, 2007-08	920

## LOW 72 HOLE SCORE

1. NCAA Championships, 2011-12	1,196
--------------------------------	-------

## BEST STROKE IMPROVEMENT

(Same Tournament)

1. Big 12s, 2000-01 (1-2; 346-312)	34
2. Big Eight's, 1995-96 (2-3; 362-330)	32
3. Smith Classic, 1994-95 (1-2; 395-364)	31
4. Big 12s, 2007-08 (1-2; 351-322)	29
5. BYU Dixie Classic, 2004-05 (1-2; 335-310)	25
LSU Tiger Golf Classic, 2014-15 (1-2; 316-291)	25
7. BYU Invitational, 1995-96 (1-2; 339-315)	24
Big 12s, 1996-97 (1-2; 348-324)	24
Pac-12s, 2011-21 (1-2; 208-284)	24
10. Oregon Invite, 2002-03 (2-3; 327-304)	23

## ALL-TIME VICTORIES

1. MountainView Collegiate, 2/24-25/01	
2. Ptarmigan Ram Classic, 9/11-12/06	
3. Heather Farr Memorial, 10/2-3/07	
4. Texas State Challenger, 11/2-3/08	
5. Ptarmigan Ram Classic, 9/13-14/10	
6. Heather Farr Memorial, 10/8-9/10	
7. Edean Ihlanfeldt Invitational, 10/3-5/11	
8. Clover Cup, 3/8-10/12	
9. Anuenue Spring Break Challenge, 3/26-27/12	
10. East & West Match Play Challenge (Stroke Play), 9/20-22/15	

## LARGEST MARGIN OF VICTORY

1. Clover Cup, 2011-12 (Oklahoma)	31
2. Heather Farr Memorial, 2010-11 (CSU)	16
3. East & West Match Play Challenge, Stroke Play, 2015-16 (Michigan)	15
4. Heather Farr Memorial, 2007-08 (OU)	4
5. Ptarmigan Ram Classic, 2010-11 (Cal)	2
Edean Ihlanfeldt Invite, 2011-12 (Oregon)	2
Anuenue Spring Break, 2011-12 (Cal)	2
8. Ptarmigan Ram Classic, 2006-07 (BU)	1
Texas State Challenger, 2008-09 (TSU; TTU)	1
10. MountainView, 2000-01 (Int'l Pac.)	0

## MOST TOP 5 FINISHES, SEASON

1. 2010-11	10
2. 2016-17	8
3. 2011-12	7
2014-15	7
5. 2004-05	6
2015-16	6
7. 2003-04	5
8. 1998-99	4
1999-2000	4
2007-08	4
2008-09	4

## CONSECUTIVE TOP 5 FINISHES

1. 2010-11	10
2. 2016-17	7
3. 2011-12	4
4. 1998-99	3
2002-03	3
2008-09	3
2014-15	3

## MOST TOP 10 FINISHES, SEASON

1. 2010-11	11
2014-15	11
2015-16	11
4. 2002-03	10
2011-12	10
2016-17	10
7. 1998-99	9
1999-2000	9
2004-05	9

## CONSECUTIVE TOP 10 FINISHES

1. 4/9/10—4/24/11	13
2. 9/8/14—4/22/15	11
3. 9/14/15—4/5/16	9
4. 9/8/98—3/14/99	8
10/24/16—5/10/17	8
6. 3/25/06—10/3/06	7
2/5/12—5/12/12	7
8. 9/9/02—11/13/02	6
9/13/04—2/22/05	6
9/8/08—2/17/09	6



Hannah Hoch

# HONORS

## ALL AMERICAN

Emily Talley, NGCA (HM)	2011-12
Emily Talley, Golfweek (HM)	2011-12
Alex Stewart, Golfweek (HM)	2011-12
Esther Lee, WGCA (Second Team)	2014-15
Esther Lee, Golfweek (Third Team)	2014-15
Esther Lee, WGCA (Second Team)	2015-16
Esther Lee, Golfweek (Third Team)	2015-16

## BIG 12 NEWCOMER OF THE YEAR

Jess Wallace	2010-11
--------------	---------

## ALL-PAC-12 TEAM

Alex Stewart (Second)	2011-12
Emily Talley (Second)	2011-12
Jess Wallace (HM)	2011-12
Jenny Coleman (HM)	2013-14
Esther Lee	2014-15
Esther Lee	2015-16
<b>Kirsty Hodgkins (HM)</b>	<b>2016-17</b>
Esther Lee (HM)	2016-17

*Beginning in 2014-15, Pac-12 no longer distinguishes first and second teams.*

## ALL-BIG 12 TEAM

Hannah Hoch (Second)	2004-05
Emily Childs (First)	2008-09
Emily Talley (First)	2010-11
Jess Wallace (First)	2010-11

## BIG 12 GOLFERS OF THE MONTH

Hannah Hoch	February 2005
Dominique Pytlewski	September 2007
Emily Childs	September 2008
Emily Childs	November 2008
Emily Talley	March 2010
Emily Talley	September 2010
Jess Wallace	November 2010
Jess Wallace	March 2011

## PAC-12 GOLFERS OF THE MONTH

Esther Lee	September 2016
------------	----------------

## CU ATHLETE OF THE WEEK

Linda Sue Linton	March 31, 1996
Kelly Heffer	October 20, 1996
Michelle Thomas	September 13, 1998
Kiersten Allbright	September 27, 1998
Taya Battistella	April 24, 2000
Erin Kerr	October 2001
Jolene Fellhauer	November 2001
Erin Kerr	March 2002
Erin Kerr	April 2002
Hannah Hoch	September 28, 2004
Maria Persson-Gulda	April 26, 2006
Lindsay Senger	September 19, 2006
Dominique Pytlewski	October 9, 2007
Dominique Pytlewski	October 16, 2007
Emily Talley	March 28, 2010
Emily Talley	April 13, 2010
Emily Talley	April 27, 2010
Emily Talley	September 20, 2010
Jess Wallace	October 11, 2010
Jess Wallace	November 8, 2010
Jess Wallace	April 26, 2011
Alex Stewart	October 12, 2011
Emily Talley	February 22, 2012
Alex Stewart	March 6, 2012
Jess Wallace	March 21, 2012
Jenny Coleman	April 4, 2012
Jenny Coleman	Sept. 25, 2012
Jenny Coleman	April 30, 2013
Jenny Coleman	March 18, 2014
Esther Lee	Sept. 23, 2014
Esther Lee	March 30, 2015
Alexis Keating	April 27, 2015
Esther Lee	Sept. 14, 2015
<b>Brittany Fan</b>	<b>Nov. 2, 2015</b>
Alexis Keating	April 19, 2016
Esther Lee	Sept. 19, 2017
Kirsty Hodgkins	October 18, 2017

## CU CAREER ATHLETIC ACHIEVEMENT

Emily Talley	2011-12
Alexis Keating	2015-16
Esther Lee	2016-17

## CU ATHLETE OF THE YEAR

Emily Talley	2009-10
Esther Lee	2014-15
Esther Lee	2015-16

## CU FRESHMAN OF THE YEAR

<b>Brittany Fan</b>	<b>2014-15</b>
---------------------	----------------

## WGCA ALL-AMERICAN SCHOLARS

Michelle Thomas	1998-99
Lynn Ann Moretto	2001-02
Maria Persson-Gulda	2003-04
Maria Persson-Gulda	2004-05
Maria Persson-Gulda	2005-06
Julie Kim	2007-08
Jamie Befort	2009-10
Taylor Doyle	2010-11
Jess Wallace	2010-11
Alex Stewart	2011-12
Jess Wallace	2011-12
Megan Haase	2012-13
Allie Zech	2012-13
<b>Brittany Fan</b>	<b>2014-15</b>
Alexis Keating	2015-16
Allie Zech	2015-16
Robyn Choi	2016-17


## ALL-AMERICANS



Emily Talley



Alex Stewart



Esther Lee

# HONORS

## ACADEMIC ALL-BIG 12

Linda Sue Linton (First)	1996-97
Jamie Fundingsland (HM)	1996-97
Kylee Moullet (HM)	1996-97
Mihcelle Thomas (HM)	1996-97
Kiersten Allbright (First)	1997-98
Sarah Bellinger (First)	1997-98
Kylee Moullet (First)	1997-98
Michelle Thomas (First)	1997-98
Kiersten Allbright (First)	1998-99
Sarah Bellinger (First)	1998-99
Jamie Fundingsland (First)	1998-99
Michelle Thomas (First)	1998-99
Sarah Bellinger (First)	1999-2000
Nicole Cavarra (First)	1999-2000
Jamie Fundingsland (First)	1999-2000
Brooke Van Wyk (HM)	1999-2000
Sara Warenski (HM)	1999-2000
Sarah Bellinger (First)	2000-01
Brooke Van Wyk (HM)	2000-01
Lynn Ann Moretto (First)	2001-02
Jolene Fellhauer (HM)	2001-02
Jennifer Footlik (HM)	2001-02
Lynn Ann Moretto (First)	2002-03
Allison Rella (First)	2002-03
Kimber Westbrook (First)	2002-03
Robin Worthington (First)	2002-03
Kimber Westbrook (First)	2003-04
Robin Worthington (First)	2003-04
Maria Persson-Gulda (First)	2003-04
Allison Rella (First)	2003-04
Hannah Hoch (First)	2004-05
Maria Persson-Gulda (First)	2004-05
Allison Rella (First)	2004-05
Maria Persson-Gulda (First)	2005-06
Hannah Hoch (HM)	2005-06
Jessica Ellis (First)	2006-07
Hannah Hoch (HM)	2006-07
Jessica Ellis (HM)	2006-07
Julie Kim (First)	2007-08
Cierra Ko (HM)	2007-08
Dominique Pytlewski (HM)	2007-08
Julie Kim (First)	2008-09
Cierra Ko (HM)	2008-09
Dominique Pytlewski (HM)	2008-09
Taylor Doyle (First)	2009-10
Meaghan Kari (First)	2009-10
Dominique Pytlewski (HM)	2009-10
Emily Talley (HM)	2009-10
Jamie Befort (First)	2010-11
Taylor Doyle (First)	2010-11
Megahan Kari (First)	2010-11

## PAC-12 ALL ACADEMIC TEAM

Taylor Doyle (Second)	2011-12
Jess Wallace (Second)	2011-12
Jenny Coleman (HM)	2013-14
Alexis Keating (HM)	2013-14
Jamie Oleksiew (HM)	2013-14
Alexis Keating (HM)	2014-15
Allie Zech (Second)	2014-15
Alexis Keating (Second)	2015-16
Allie Zech (Second)	2015-16
<b>Brittany Fan (HM)</b>	<b>2015-16</b>
Esther Lee (HM)	2015-16
Esther Lee (HM)	2016-17

## 4.0 CLUB

Nicole Cavarra	1997
Nicole Cavarra	1998
Nicole Cavarra	1999
Nicole Cavarra	2000
Nicole Cavarra	2001
Nicole Cavarra	2002
Maria Persson-Gulda	2003
Kimber Westbrook	2003
Maria Persson-Gulda	2004
Kimber Westbrook	2004
Maria Persson-Gulda	2006
Charlotte Persson-Gulda	2007
Jamie Befort	2008
Jamie Befort	2010
Jamie Befort	2011
Jamie Befort	2012

## MOST VALUABLE PLAYER

Jenny Coleman	2014
Esther Lee	2015
Esther Lee	2016

## MOST IMPROVED STUDENT ATHLETE

Kylee Moullet	1998
Michelle Thomas	1999
Lindsay Senger	2008
Natalie Vivaldi	2016

## BUFFALO LEADERSHIP AWARD

Brooke Van Wyk	2000
Maria Persson-Gulda	2004
Hannah Hoch	2006

## SCHOLAR ATHLETE AWARD

Nicole Cavarra	2000
Maria Persson-Gulda	2006
Allie Zech	2014
Alexis Keating	2015
Megan Haase	2016
Alexis Keating	2016
Jamie Oleksiew	2016
Allie Zech	2016

## UNDERCLASS SCHOLAR ATHLETE

Jamie Befort	2009
--------------	------

## BIG 12 CONFERENCE MEDAL AWARD

Nicole Cavarra	2000
Kimber Westbrook	2004

## PAC-12 CONFERENCE MEDAL AWARD

Alexis Keating	2016
----------------	------

## BIG 12 COMMUNITY OUTREACH

Joey Stetser	2005
--------------	------

## SPORTSWOMEN OF COLORADO

Emily Talley	2012
Emily Talley	2013
Esther Lee	2015



Jamie Befort



Nicole Cavarra



Alexis Keating

# BUFFS IN THE RANKINGS AND IN THE PROS

## GOLFWEK FINAL RANKINGS

Season	Rank	Top 25	Top 50	Top 100	Overall
1999-2000	56	0-18-0	8-60-2	51-72-5	60-78-5
2000-01	72	0-22-0	3-44-0	26-80-0	65-82-0
2001-02	70	0-18-0	0-42-1	35-85-2	70-88-2
2002-03	68	0-20-0	4-44-0	47-66-2	78-66-2
2003-04	89	0-16-0	1-47-0	16-104-2	43-107-2
2004-05	66	0-11-0	3-34-2	42-55-4	92-55-4
2005-06	92	0-12-0	7-44-0	28-104-4	57-109-4
2006-07	52	1-9-0	12-35-2	60-65-6	94-65-6
2007-08	64	0-15-0	7-48-1	49-83-4	47-85-4
2008-09	47	2-32-0	14-5-1	64-74-4	96-76-4
2009-10	66	1-26-0	8-73-0	39-92-1	70-93-1
2010-11	36	4-20-0	26-42-2	86-46-2	117-47-2
2011-12	11	30-43-0	73-54-0	112-54-1	132-54-1
2012-13	75	1-66-0	6-107-1	17-128-3	34-128-3
2013-14	60	1-39-0	13-64-0	51-79-0	78-80-0
2014-15	44	4-37-0	23-48-0	66-56-1	87-56-1
2015-16	22	13-33-0	26-45-1	71-55-1	78-55-1
2016-17	22	13-31-1	36-41-1	68-41-1	89-41-1

## FINAL INDIVIDUAL TOP 150 RANKINGS ON GOLFWEK AND GOLFSTAT

Player	Golfweek	Golfstat	Season
<b>Esther Lee</b>	<b>23</b>	<b>22</b>	<b>2014-15</b>
<b>Esther Lee</b>	<b>25</b>	<b>21</b>	<b>2015-16</b>
Alex Stewart	35	40	2011-12
Esther Lee	44	57	2016-17
Emily Talley	46	44	2011-12
Jessica Wallace	59	39	2010-11
Kirsty Hodgkins	83	96	2016-17
Jenny Coleman	84	72	2013-14
Jessica Wallace	86	102	2011-12
Emily Talley	88	69	2010-11
Jenny Coleman	91	104	2012-13
Jenny Coleman	94	101	2011-12
Hannah Hoch	124		2004-05
Brittany Fan	127	142	2016-17
Erin Kerr	128		2001-02
<b>Brittany Fan</b>	<b>135</b>	<b>100</b>	<b>2014-15</b>
Emily Talley	146	130	2009-10
<b>Brittany Fan</b>	<b>159</b>	<b>124</b>	<b>2015-16</b>
Alexis Keating	170	106	2015-16
Emily Talley	177	142	2008-09



Jess Wallace

## SYMETRA TOUR STATISTICS

Season	Events	Rounds	Avg	60s	Birdies	Eagles	Under Par
EMILY TALLEY							
2013	13	37	72.46	4	104	1	14
2014	19	56	72.13	13	157	3	23
2015	19	54	72.87	10	157	2	19
2016	2	2	79.00	0	2	0	0
TOTALS	53	149	72.57	27	420	6	56
JESSICA WALLACE							
2012	8	19	74.37	1	41	0	3
2013	15	37	74.95	1	74	2	4
2014	16	42	73.50	1	94	2	11
2015	22	69	72.38	11	185	1	25
2016	19	58	72.19	9	172	2	24
TOTALS	80	225	73.13	23	566	7	67
JENNY COLEMAN							
016	22	61	72.39	14	169	4	21
2017	9	22	73.14	1	58	1	6
TOTALS	31	83	72.59	15	227	5	27
KRISTIN COLEMAN							
2016	12	28	75.11	1	60	0	4
2017	19	51	73.31	9	146	2	11
TOTALS	31	79	73.95	10	206	2	15

## GOLFSTAT FINAL RANKINGS

Season	Rank
2005-06	82
2006-07	58
2007-08	64
2008-09	48
2009-10	60
2010-11	36
2011-12	12
2012-13	78
2013-14	51
2014-15	38
2015-16	29
2016-17	37

## BIG BREAK

Player	
Emily Talley (2013)	Mexico
Emily Talley (2013 - Winner)	Puerto Rico

## FUTURES/SYMETRA TOUR

Player	
Taya Battistella	
Erin Kerr	
Jessica Wallace	2012-p
Emily Talley	2013-16
Jenny Coleman	2016-17
Kristen Coleman	2016-17

## CACTUS TOURS

Player	
Kiersten Allbright	
Emily Talley	2013-14

## EUROPEAN WOMEN'S TOUR

Player	
Jo Pritchard	

## GOLF AND CLUB PROFESSIONALS

Player	
Nicole Cavarra	Colorado
Jamie Fundingsland Sniffin	Colorado
Kylee Moullet	Montana
Lindsay Senger	Colorado



Kristin Coleman

## **All-Time Players**

All-Time Roster	61-62
Player Stats: A-Co	63
Player Stats: Da-Fu	64
Player Stats: Ga-Ka	65
Player Stats: Ke-Li	66
Player Stats: Ma-Pr	67
Player Stats: Py-Ta	68
Player Stats: Th-Z	69

# ALL-TIME ROSTER

Name	Height	Hometown (Highschool/Previous College)	Played
Kiersten Allbright	5-10	Meridan, N.H. (Kimball Union/Hamilton)	1996-99
Heather Allerdice-Gerow	5-6	Eugene, Ore. (South Eugene)	1994-95
Taya Battistella	5-3	Bend, Ore. (Bend)	1998-2000
Jamie Befort	5-6	Westminster, Colo. (Monarch)	2008-12
Sarah Bellinger	5-6	Miles City, Mont. (Palm Desert)	1997-2001
Megan Budge	5-8	Eugene, Ore. (Marist)	2003
Lindsay Caljouw	5-5	Nanaimo, B.C. (Nanaimo)	2005-07
Nicole Cavarra	5-8	Aurora, Colo. (Smoky Hill)	1995-96, 1998-2001
Emily Childs	5-5	Alameda, Calif. (Alameda)	2008-09
<b>Robyn Choi</b>	<b>5-7</b>	<b>Gold Coast, Queensland, Australia (Benowa State)</b>	<b>2016-p</b>
Jenny Coleman	5-8	Rolling Hills Estates, Calif. (Palos Verdes Peninsula)	2010-14
Kristin Coleman	5-9	Rolling Hills Estates, Calif. (Palos Verdes Peninsula)	2010-14
Abby Collins	5-5	Whitefish, Mont. (Whitefish)	1998
Claudia Davis	5-8	Greenwood Village, Colo. (Arapahoe)	2013-14
Cristina DeTomas	5-9	Lafayette, Calif. (Acalanes)	2009-12
Devin Dougherty	5-6	Woodland, Calif. (Pioneer)	2009-13
Taylor Doyle	5-5	San Diego, Calif. (La Jolla)	2008-12
Jessica Ellis	5-5	Littleton, Colo. (Heritage/Iowa)	2004-07
<b>Brittany Fan</b>	<b>5-9</b>	<b>Pearl City, Hawai'i (Kamehameha Schools Kapalama Campus)</b>	<b>2014-p</b>
Jolene Fellhauer	5-6	Grand Junction, Colo. (Grand Junction)	1999-2003
Amanda Fisher	5-4	Korora NSW, Australia (Bishop Druitt)	2000-01
Jenn Footlik	5-5	Dallas, Texas (Highland Park)	2000-02, 03-04
Ashley Ford	5-7	Grand Junction, Colo. (Grand Junction)	1994-97
Jaime Fundingsland	6-0	Minot, N.D. (Minot)	1996-2000
Margaret Garehime	5-8	Englewood, Colo. (Cherry Creek)	2002
Lise Gausman	5-11	Fort Collins, Colo. (Fort Collins)	1994-95
<b>Tori Glenn</b>	<b>5-7</b>	<b>Castle Pines, Colo. (Valor Christian)</b>	<b>2013-p</b>
Ann Grooms	5-9	Westminster, Colo. (Ranum)	1994-96
Megan Haase	5-8	Spokane, Wash. (Lewis and Clark)	2012-16
Erin Hall	5-5	Colorado Springs, Colo. (Wasson)	1994-95
Kelly Heffer	5-6	Englewood, Colo. (Cherry Creek/Arizona)	1995-97
Kim Hickel	5-11	Englewood, Colo. (Cherry Creek)	1994-95
Hannah Hoch	5-8	Turlock, Calif. (Turlock)	2003-07
<b>Kirsty Hodgkins</b>	<b>5-9</b>	<b>Brisbane, Queensland, Australia (Redcliffe State)</b>	<b>2016-p</b>
Lindsey Isham	5-8	Boulder, Colo. (Boulder)	1998-2001
Gabriella Jakobsson	5-8	Stockholm, Sweden (Sodra Latin)	1997-99
Meaghan Kari	5-7	Windsor, Calif. (Windsor/Santa Clara)	2009-12
Alexis Keating	5-6	Elma, Wash. (Elma)	2012-16
<b>Lauryn Keating</b>	<b>5-7</b>	<b>Elma, Wash. (Elma)</b>	<b>2015-p</b>
Erin Kerr	5-7	Phoenix, Ariz. (Xavier Prep./California)	2000-03
Christine Kim	5-3	Pahoa, Hawai'i (Waiakea)	2006-10
Julie Kim	5-4	Port Coquitlam, B.C. (B.C. Christian Academy)	2006-10
Cierra Ko	5-3	Colorado Springs, Colo. (Harrison)	2005-09
Lindsay Koth	5-6	Middleton, Wisc. (Edgewood)	2003-07



Jenny Coleman



Taylor Doyle



Hannah Hoch

# ALL-TIME ROSTER

Name	Height	Hometown (Highschool/Previous College)	Played
<b>Alisha Lau</b>	<b>5-4</b>	<b>Richmond, BC, Canada (JN Burnett)</b>	<b>2017-p</b>
Esther Lee	5-6	Los Alamitos, Calif. (Los Alamitos/Duke)	2014-17
Linda Sue Linton	5-6	Northglenn, Colo. (Skyline)	1994-98
Jordan Magruder	5-4	Paradise Valley, Calif. (Scottsdale Christian)	2009
Jessie Malcom	5-6	Scottsdale, Ariz. (Chaparral)	2002-06
Haley Mathies	5-6	Evergreen, Colo. (D'Evelyn)	2008
Jessica Milner	5-10	Newport Beach, Calif. (Corona Del Mar)	2008
Lynn Ann Moretto	5-2	Englewood, Colo. (Cherry Creek/Mississippi)	1999-2003
Kylee Moullet	5-7	Bozeman, Mont. (Bozeman)	1994-98
<b>Jaclyn Murray</b>	<b>5-5</b>	<b>Aurora, Colo. (Regis Jesuit)</b>	<b>2017-p</b>
Katy Nolan	5-2	Saline, Mich. (Saline)	1997-2001
Abbie Noon	5-3	Fort Collins, Colo. (Arcata)	1998-2000
Jamie Oleksiew	5-5	Vancouver, British Columbia (IMG Pendleton [Fla.])	2012-16
<b>Ele Otten</b>	<b>5-6</b>	<b>Palm Desert, Calif. (Xavier College Prep)</b>	<b>2017-p</b>
Andrea Parkhill	5-7	Carson City, Nev. (Carson City)	1994-95
Charlotte Persson-Gulda	5-3	Halmstad, Sweeden (Kattegatt)	2004-06
Maria Persson-Gulda	5-3	Halmstad, Sweeden (Kattegatt)	2002-06
Jo Pritchard	5-6	Newport, South Wales (St. Joseph's)	2000-02
Dominique Pytlewski	5-6	Vancouver, B.C. (St. Thomas Aquinas)	2006-10
Allison Rella	5-7	Cranbrook, B.C. (Mount Baker Secondary)	2001-05
Regina Rodriguez	5-5	Fort Morgan, Colo. (Fort Morgan)	2001-03
Sarah Ruybalid	5-6	Pueblo, Colo., (Pueblo South)	2005-06
Lindsay Senger	5-8	Louisville, Colo. (Monarch)	2004-08
Nicole Sennett	5-7	Harvey's Lake, Pa. (Bishop O'Reilly)	1994-95
Stephanie Simich	6-0	Mississauga, Ontario (Clarkson Secondary)	2007-10
Katrina Snowgren	5-7	Kingwood, Texas (Kingwood)	1996-97
Joey Stetser	5-9	Phoenix, Ariz. (Shadow Mountain)	2001-04
Alex Stewart	5-4	Elk Grove, Calif.	2011-12
Tina Strahan	5-4	Gilbert, Ariz. (Dobson)	1997
Emily Talley	5-9	Napa, Calif. (R.L. Stevenson)	2008-12
Tessa The	5-6	Los Altos, Calif. (Los Altos)	2010-11
Michelle Thomas	5-6	Littleton, Colo. (Heritage)	1995-99
<b>Gillian Vance</b>	<b>5-5</b>	<b>Lakewood, Colo. (Dakota Ridge)</b>	<b>2015-p</b>
Brooke Van Wyk	6-0	Littleton, Colo. (Heritage)	1997-2001
Marsha Vasquez	5-7	Longmont, Colo. (Boulder)	1996
Natalie Vivaldi	5-8	Oceanside, Calif. (Rancho Buena Vista)	2013-16
Leigh Vevurka	5-7	Englewood, Colo. (Cherry Creek)	1996
Jess Wallace	5-4	Langley, B.C. (Walnut Grove/Pepperdine)	2010-12
Sara Warenski	5-4	Libertyville, Ill. (Libertyville)	1996-2000
Kimber Westbrook	5-10	Loveland, Colo. (Thompson Valley)	2002-04
Catherine Woods	5-8	Denver, Colo. (Denver Christian/Pepperdine)	2005-06
Robin Worthington	5-3	Loveland, Colo. (Thompson Valley)	2000-04
Allie Zech	5-8	Indian Wells, Calif. (Palm Desert)	2012-16



**Dominique Pytlewski**



**Lindsay Senger**



**Joey Stetser**

# ALL-TIME PLAYER STATISTICS



ALLBRIGHT

## KIERSTEN ALLBRIGHT

5-10 • Meridan, N.H. • Kimball Union/Hamilton • 1996-99

Season	OVERALL													SPRING					FALL					Rds/Tm
	Rd	Strk	Avg.	SCIRP	S-AV	Lo	Hi	Rd	Strk	Avg.	SCIRP	Rd	Strk	Avg.	SCIRP	Win	T5	T10	T20	60	70	<P		
1996-97	Did Not Compete																							
1997-98	20	1,657	82.85	+217	+10.9	76	90	11	922	83.82	+130	9	735	81.67	+87	0	0	0	0	0	5	0	18/20	
1998-99	29	2,259	77.90	+171	+5.9	72	86	14	1,095	78.21	+87	15	1,164	77.60	+84	1	1	4	5	0	21	0	25/26	
<b>TOTALS</b>	<b>49</b>	<b>3,916</b>	<b>79.92</b>	<b>+388</b>	<b>+7.9</b>	<b>72</b>	<b>90</b>	<b>25</b>	<b>2,017</b>	<b>80.68</b>	<b>+217</b>	<b>24</b>	<b>1,899</b>	<b>79.13</b>	<b>+171</b>	<b>1</b>	<b>1</b>	<b>4</b>	<b>5</b>	<b>0</b>	<b>26</b>	<b>0</b>	<b>43/46</b>	



ALLERDICE-GEROW

## HEATHER ALLERDICE-GEROW

5-6 • Eugene, Ore. • South Eugene • 1994-95

Season	OVERALL													SPRING					FALL					Rds/Tm
	Rd	Strk	Avg.	SCIRP	S-AV	Lo	Hi	Rd	Strk	Avg.	SCIRP	Rd	Strk	Avg.	SCIRP	Win	T5	T10	T20	60	70	<P		
1994-95	4	368	92.00	+80	+20.0	90	93	—	—	—	—	4	368	92.0	+80	0	1	1	1	0	0	0	3/4	



BATTISTELLA

## TAYA BATTISTEALLA

5-3 • Bend, Ore. • Bend • 1998-2000

Season	OVERALL													SPRING					FALL					Rds/Tm
	Rd	Strk	Avg.	SCIRP	S-AV	Lo	Hi	Rd	Strk	Avg.	SCIRP	Rd	Strk	Avg.	SCIRP	Win	T5	T10	T20	60	70	<P		
1998-99	26	2,046	78.69	+174	+6.7	74	86	11	875	79.6	+83	15	1,171	78.1	+91	0	1	1	2	0	18	0	22/26	
1999-2000	31	2,434	78.52	+202	+6.5	71	90	17	1,358	79.9	+134	14	1,076	76.9	+68	0	1	3	4	0	19	2	29/31	
<b>TOTALS</b>	<b>57</b>	<b>4,480</b>	<b>78.6</b>	<b>+376</b>	<b>+6.6</b>	<b>71</b>	<b>90</b>	<b>28</b>	<b>2,233</b>	<b>79.8</b>	<b>+217</b>	<b>29</b>	<b>2,247</b>	<b>77.5</b>	<b>+159</b>	<b>0</b>	<b>2</b>	<b>4</b>	<b>6</b>	<b>0</b>	<b>37</b>	<b>2</b>	<b>51/57</b>	



BEFORT

## JAMIE BEFORT

5-6 • Westminster, Colo. • Monarch • 2008-12

Season	OVERALL													SPRING					FALL					Rds/Tm
	Rd	Strk	Avg.	SCIRP	S-AV	Lo	Hi	Rd	Strk	Avg.	SCIRP	Rd	Strk	Avg.	SCIRP	Win	T5	T10	T20	60	70	<P		
2008-09	Did Not Compete																							
2009-10	15	1,207	80.5	+127	+8.5	72	85	9	722	80.2	+74	6	485	80.8	+53	0	0	0	0	0	5	0	0/0	
2010-11	6	484	80.7	+52	+8.7	78	83	—	—	—	—	6	484	80.7	+52	0	0	0	0	0	3	0	0/0	
2011-12	Did Not Compete																							
<b>TOTALS</b>	<b>21</b>	<b>1,691</b>	<b>80.5</b>	<b>+179</b>	<b>+8.5</b>	<b>72</b>	<b>85</b>	<b>9</b>	<b>722</b>	<b>80.2</b>	<b>+74</b>	<b>12</b>	<b>969</b>	<b>80.8</b>	<b>+105</b>	<b>0</b>	<b>0</b>	<b>0</b>	<b>0</b>	<b>0</b>	<b>8</b>	<b>0</b>	<b>0/0</b>	



BELLINGER

## SARAH BELLINGER

5-6 • Miles City, Mont. • Palm Desert • 1997-2001

Season	OVERALL													SPRING					FALL					Rds/Tm
	Rd	Strk	Avg.	SCIRP	S-AV	Lo	Hi	Rd	Strk	Avg.	SCIRP	Rd	Strk	Avg.	SCIRP	Win	T5	T10	T20	60	70	<P		
1997-98	30	2,413	80.4	+258	+8.6	76	86	15	1,208	80.5	+130	15	1,205	80.3	+128	0	1	1	3	0	12	0	30/30	
1998-99	31	2,418	78.0	+186	+6.0	73	85	16	1,260	78.8	+108	15	1,158	77.2	+78	0	3	3	4	0	21	0	30/31	
1999-2000	31	2,420	78.1	+188	+6.1	70	83	17	1,350	79.4	+126	14	1,070	76.4	+62	0	1	2	5	0	22	1	30/31	
2000-01	29	2,298	79.2	+210	+7.2	72	93	15	1,190	79.3	+110	14	1,108	79.1	+100	0	0	3	4	0	16	0	25/29	
<b>TOTALS</b>	<b>121</b>	<b>9,549</b>	<b>78.9</b>	<b>+842</b>	<b>+7.0</b>	<b>70</b>	<b>93</b>	<b>63</b>	<b>5,008</b>	<b>79.5</b>	<b>+474</b>	<b>58</b>	<b>4,541</b>	<b>78.3</b>	<b>+368</b>	<b>0</b>	<b>5</b>	<b>9</b>	<b>16</b>	<b>0</b>	<b>71</b>	<b>1</b>	<b>115/121</b>	



CALJOUW

## LINDSAY CALJOUW

5-5 • Nanaimo, B.C., Canada • Nanaimo • 2005-07

Season	OVERALL													SPRING					FALL					Rds/Tm
	Rd	Strk	Avg.	SCIRP	S-AV	Lo	Hi	Rd	Strk	Avg.	SCIRP	Rd	Strk	Avg.	SCIRP	Win	T5	T10	T20	60	70	<P		
2005-06	30	2,280	76.0	+120	+4.0	70	85	15	1,128	75.2	+48	15	1,152	76.8	+72	0	1	3	4	0	26	1	30/30	
2006-07	23	1,744	75.8	+88	+3.8	70	83	14	1,057	75.5	+49	9	687	76.3	+39	0	1	3	4	0	20	2	22/23	
<b>TOTALS</b>	<b>53</b>	<b>4,024</b>	<b>75.9</b>	<b>+208</b>	<b>+3.9</b>	<b>70</b>	<b>85</b>	<b>29</b>	<b>2,185</b>	<b>75.3</b>	<b>+97</b>	<b>24</b>	<b>1,839</b>	<b>76.6</b>	<b>+111</b>	<b>0</b>	<b>2</b>	<b>6</b>	<b>8</b>	<b>0</b>	<b>46</b>	<b>3</b>	<b>52/53</b>	



CAVARRA

## NICOLE CAVARRA

5-8 • Aurora, Colo. • Smokey Hill • 1995-96, 1998-2001

Season	OVERALL													SPRING					FALL					Rds/Tm
	Rd	Strk	Avg.	SCIRP	S-AV	Lo	Hi	Rd	Strk	Avg.	SCIRP	Rd	Strk	Avg.	SCIRP	Win	T5	T10	T20	60	70	<P		
1995-96	5	471	94.2	+111	+22.2	93	97	3	284	94.7	+68	2	187	93.5	+43	0	0	0	0	0	0	0	0/5	
1998-99	3	265	88.3	+49	+16.3	86	91	—	—	—	—	3	265	88.3	+49	0	0	0	0	0	0	0	0/0	
1999-2000	2	169	84.5	+25	+12.5	79	90	—	—	—	—	2	169	84.5	+25	0	0	0	0	0	1	0	1/2	
2000-01	2	172	86.0	+28	+14.0	84	88	—	—	—	—	2	172	86.0	+28	0	0	0	0	0	0	0	0/0	
<b>TOTALS</b>	<b>12</b>	<b>1,077</b>	<b>89.8</b>	<b>+213</b>	<b>+17.8</b>	<b>79</b>	<b>97</b>	<b>3</b>	<b>284</b>	<b>94.7</b>	<b>+68</b>	<b>9</b>	<b>793</b>	<b>88.1</b>	<b>+145</b>	<b>0</b>	<b>0</b>	<b>0</b>	<b>0</b>	<b>0</b>	<b>1</b>	<b>0</b>	<b>1/7</b>	



CHILDS

## EMILY CHILDS

5-5 • Alameda, Calif. • Alameda • 2008-09

Season	OVERALL													SPRING					FALL					Rds/Tm
	Rd	Strk	Avg.	SCIRP	S-AV	Lo	Hi	Rd	Strk	Avg.	SCIRP	Rd	Strk	Avg.	SCIRP	Win	T5	T10	T20	60	70	<P		
2008-09	16	1,174	73.4	+16	+1.0	67	81	1	75	75.0	+3	15	1,099	73.3	+13	0	2	4	5	3	12	6	15/16	



CHOI

## ROBYN CHOI

5-7 • Gold Coast, Australia • Benowa State • 2016-17

Season	OVERALL													SPRING					FALL					Rds/Tm
	Rd	Strk	Avg.	SCIRP	S-AV	Lo	Hi	Rd	Strk	Avg.	SCIRP	Rd	Strk	Avg.	SCIRP	Win	T5	T10	T20	60	70	<P		
2016-17	25	1,891	75.6	+89	+3.6	70	84	17	1,273	74.9	+48	8	618	77.3	+41	0	1	1	3	0	21	2	23/25	



J. COLEMAN

## JENNY COLEMAN

5-9 • Rolling Hills Estates, Calif. • Palos Verdes Peninsula • 2010-14

Season	OVERALL													SPRING					FALL					Rds/Tm
	Rd	Strk	Avg.	SCIRP	S-AV	Lo	Hi	Rd	Strk	Avg.	SCIRP	Rd	Strk	Avg.	SCIRP	Win	T5	T10	T20	60	70	<P		
2010-11	35	2,680	76.6	+165	+4.7	71	81	20	1,509	75.5	+77	15	1,171	78.1	+88	0	0	2	4	0	30	2	26/35	
2011-12	37	2,778	75.1	+114	+3.1	69	83	25	1,873	74.9	+76	12	905	75.4	+38	0	2	5	5	2	30	6	29/37	
2012-13	35	2,594	74.1	+77	+2.2	67	81	20	1,490	74.5	+56	15	1,104	73.6	+21	1	2	2	5	2	32	6	32/32	
2013-14	32	2,377	74.3	+69	+2.2	68	82	20	1,485	74.3	+47	12	892	74.3	+22	0	3	3	5	3	26	6	32/32	
<b>TOTALS</b>	<b>139</b>	<b>10,429</b>	<b>75.0</b>	<b>+425</b>	<b>+3.1</b>	<b>67</b>	<b>83</b>	<b>85</b>	<b>6,357</b>	<b>74.8</b>	<b>+256</b>	<b>54</b>	<b>4,072</b>	<b>75.4</b>	<b>+169</b>	<b>1</b>	<b>7</b>	<b>10</b>	<b>20</b>	<b>7</b>	<b>118</b>	<b>21</b>	<b>119/136</b>	



K. COLEMAN

## KRISTIN COLEMAN

5-9 • Rolling Hills Estates, Calif. • Palos Verdes Peninsula • 2010-14

Season	OVERALL													SPRING					FALL					Rds/Tm
	Rd	Strk	Avg.	SCIRP																				

# ALL-TIME PLAYER STATISTICS



DAVIS

## CLAUDIA DAVIS - 5-8 • Greenwood Village, Colo. • Arapahoe • 2013-14

Season	OVERALL													SPRING					FALL					
	Rd	Strk	Avg.	SCIRP	S-AV	Lo	Hi	Rd	Strk	Avg.	SCIRP	Rd	Strk	Avg.	SCIRP	Win	T5	T10	T20	60	70	<P	Rds/Tm	
2013-14	5	424	84.8	+66	+13.2	82	88	5	424	84.8	+66	—	—	—	—	0	0	0	0	0	0	0	0	0/0



DOUGHERTY

## DEVIN DOUGHERTY - 5-5 • Woodland, Calif. • Pioneer • 2009-13

Season	OVERALL													SPRING					FALL					
	Rd	Strk	Avg.	SCIRP	S-AV	Lo	Hi	Rd	Strk	Avg.	SCIRP	Rd	Strk	Avg.	SCIRP	Win	T5	T10	T20	60	70	<P	Rds/Tm	
2009-10	9	743	82.6	+95	+10.6	78	87	6	499	83.2	+67	3	244	81.3	+28	0	0	0	0	0	0	2	0	0/0
2010-11	5	411	82.2	+51	+10.2	79	87	—	—	—	—	5	411	82.2	+51	0	0	0	0	0	0	2	0	0/0
2011-12	Did Not Compete																							
2012-13	9	744	82.7	+96	+10.7	77	93	3	255	85.0	+39	6	489	81.5	+29	0	0	0	0	0	2	0	2/3	
<b>TOTALS</b>	<b>23</b>	<b>1,898</b>	<b>82.5</b>	<b>+242</b>	<b>+10.5</b>	<b>77</b>	<b>93</b>	<b>9</b>	<b>754</b>	<b>83.8</b>	<b>+106</b>	<b>14</b>	<b>1,144</b>	<b>81.7</b>	<b>+136</b>	<b>0</b>	<b>0</b>	<b>0</b>	<b>0</b>	<b>0</b>	<b>6</b>	<b>0</b>	<b>2/3</b>	



DOYLE

## TAYLOR DOYLE - 5-5 • San Diego, Calif. • La Jolla • 2008-12

Season	OVERALL													SPRING					FALL				
	Rd	Strk	Avg.	SCIRP	S-AV	Lo	Hi	Rd	Strk	Avg.	SCIRP	Rd	Strk	Avg.	SCIRP	Win	T5	T10	T20	60	70	<P	Rds/Tm
2008-09	Did Not Compete																						
2009-10	27	2,100	77.8	+156	+5.8	70	87	18	1,393	77.4	+100	9	707	78.6	+56	0	0	0	0	0	19	1	21/24
2010-11	31	2,423	78.2	+196	+6.3	70	87	20	1,603	80.2	+171	11	820	74.6	+25	0	0	0	1	0	18	2	17/28
2011-12	9	710	78.9	+59	+6.6	73	87	3	242	80.7	+26	6	468	78.0	+33	0	0	0	0	0	6	0	3/6
<b>TOTALS</b>	<b>67</b>	<b>5,233</b>	<b>78.1</b>	<b>+411</b>	<b>+6.1</b>	<b>70</b>	<b>87</b>	<b>41</b>	<b>3,238</b>	<b>78.9</b>	<b>+297</b>	<b>26</b>	<b>1,995</b>	<b>76.7</b>	<b>+114</b>	<b>0</b>	<b>0</b>	<b>0</b>	<b>1</b>	<b>0</b>	<b>43</b>	<b>3</b>	<b>41/58</b>



ELLIS

## JESSICA ELLIS - 5-5 • Littleton, Colo. • Heritage/Iowa • 2004-07

Season	OVERALL													SPRING					FALL				
	Rd	Strk	Avg.	SCIRP	S-AV	Lo	Hi	Rd	Strk	Avg.	SCIRP	Rd	Strk	Avg.	SCIRP	Win	T5	T10	T20	60	70	<P	Rds/Tm
2004-05	19	1,557	82.0	+192	+10.1	74	96	14	1,153	82.4	+148	5	404	80.8	+44	0	0	0	0	0	7	0	9/17
2005-06	6	495	82.5	+63	+10.5	76	88	3	236	78.7	+20	3	259	86.3	+43	0	0	0	0	0	2	0	0/0
2006-07	3	269	89.7	+53	+17.7	85	97	—	—	—	—	3	269	89.7	+53	0	0	0	0	0	0	0	0/0
<b>TOTALS</b>	<b>28</b>	<b>2,321</b>	<b>82.9</b>	<b>+308</b>	<b>+11.0</b>	<b>74</b>	<b>97</b>	<b>17</b>	<b>1,389</b>	<b>81.7</b>	<b>168</b>	<b>11</b>	<b>932</b>	<b>84.7</b>	<b>+140</b>	<b>0</b>	<b>0</b>	<b>0</b>	<b>0</b>	<b>0</b>	<b>9</b>	<b>0</b>	<b>9/17</b>



FAN

## BRITTANY FAN - 5-9 • Pearl City, Hawai'i • Kamehameha Schools Kapalama Campus • 2014-p

Season	OVERALL													SPRING					FALL				
	Rd	Strk	Avg.	SCIRP	S-AV	Lo	Hi	Rd	Strk	Avg.	SCIRP	Rd	Strk	Avg.	SCIRP	Win	T5	T10	T20	60	70	<P	Rds/Tm
2014-15	31	2,321	74.9	+97	+3.1	70	82	20	1,490	74.5	+61	11	831	75.6	+36	0	0	0	6	0	28	1	30/31
2015-16	30	2,235	74.5	+77	+2.6	70	80	19	1,410	74.2	+47	11	825	75.0	+30	0	1	2	5	0	28	5	27/30
2016-17	28	2,093	74.8	+75	+2.7	68	82	17	1,250	73.5	+25	11	843	76.6	+50	0	1	3	6	1	24	3	25/28
<b>TOTALS</b>	<b>89</b>	<b>6,649</b>	<b>74.7</b>	<b>+249</b>	<b>+2.8</b>	<b>68</b>	<b>82</b>	<b>56</b>	<b>4,150</b>	<b>74.1</b>	<b>+133</b>	<b>33</b>	<b>2,499</b>	<b>75.7</b>	<b>+116</b>	<b>0</b>	<b>2</b>	<b>5</b>	<b>17</b>	<b>1</b>	<b>80</b>	<b>9</b>	<b>82/89</b>



FELLHAUER

## JOLENE FELLHAUER - 5-6 • Grand Junction, Colo. • Grand Junction • 1999-2003

Season	OVERALL													SPRING					FALL				
	Rd	Strk	Avg.	SCIRP	S-AV	Lo	Hi	Rd	Strk	Avg.	SCIRP	Rd	Strk	Avg.	SCIRP	Win	T5	T10	T20	60	70	<P	Rds/Tm
1999-2000	5	406	81.2	+46	+9.2	78	87	—	—	—	—	5	406	81.2	+46	0	0	0	0	0	2	0	0/0
2000-01	28	2,251	80.4	+235	+8.4	72	89	14	1,127	80.5	+119	14	1,124	80.3	+116	0	1	1	2	0	10	0	19/26
2001-02	29	2,311	79.7	+223	+7.7	71	92	16	1,311	81.9	+159	13	1,000	76.9	+64	0	1	2	3	0	17	2	25/29
2002-03	28	2,208	78.9	+195	+7.0	67	88	12	958	79.8	+97	16	1,250	78.1	+98	0	1	1	2	1	14	1	21/28
<b>TOTALS</b>	<b>90</b>	<b>7,716</b>	<b>79.7</b>	<b>+699</b>	<b>+7.8</b>	<b>67</b>	<b>92</b>	<b>42</b>	<b>3,396</b>	<b>80.9</b>	<b>+375</b>	<b>48</b>	<b>3,780</b>	<b>78.8</b>	<b>+324</b>	<b>0</b>	<b>3</b>	<b>4</b>	<b>7</b>	<b>1</b>	<b>43</b>	<b>3</b>	<b>65/83</b>



FISHER

## AMANDA FISHER - 5-4 • Korora, New South Wales, Australia • Bishop Druitt • 2000-01

Season	OVERALL													SPRING					FALL				
	Rd	Strk	Avg.	SCIRP	S-AV	Lo	Hi	Rd	Strk	Avg.	SCIRP	Rd	Strk	Avg.	SCIRP	Win	T5	T10	T20	60	70	<P	Rds/Tm
2000-01	14	1,117	79.8	+109	+7.8	75	87	3	249	83.0	+33	11	868	78.9	+76	0	0	0	0	0	9	0	10/14



FOOTLIK

## JENN FOOTLIK - 5-5 • Dallas, Texas • Highland Park • 2000-02, 03-04

Season	OVERALL													SPRING					FALL				
	Rd	Strk	Avg.	SCIRP	S-AV	Lo	Hi	Rd	Strk	Avg.	SCIRP	Rd	Strk	Avg.	SCIRP	Win	T5	T10	T20	60	70	<P	Rds/Tm
2000-01	9	738	82.0	+90	+10.0	75	91	1	91	91.0	+19	8	647	80.9	+71	0	0	0	0	0	4	0	3/7
2001-02	18	1,452	80.7	+156	+8.7	76	93	13	1,060	81.5	+124	5	392	78.4	+32	0	0	0	0	0	9	0	10/13
2003-04	13	1,075	82.7	+139	+10.7	76	91	6	493	82.2	+61	7	582	83.1	+78	0	0	0	0	0	4	0	2/3
<b>TOTALS</b>	<b>40</b>	<b>3,265</b>	<b>81.6</b>	<b>+385</b>	<b>+9.6</b>	<b>75</b>	<b>93</b>	<b>20</b>	<b>1,644</b>	<b>82.2</b>	<b>+204</b>	<b>20</b>	<b>1,621</b>	<b>81.1</b>	<b>+181</b>	<b>0</b>	<b>0</b>	<b>0</b>	<b>0</b>	<b>0</b>	<b>17</b>	<b>0</b>	<b>15/23</b>



FORD

## ASHLEY FORD - 5-7 • Grand Junction, Colo. • Grand Junction • 1994-97

Season	OVERALL													SPRING					FALL				
	Rd	Strk	Avg.	SCIRP	S-AV	Lo	Hi	Rd	Strk	Avg.	SCIRP	Rd	Strk	Avg.	SCIRP	Win	T5	T10	T20	60	70	<P	Rds/Tm
1994-95	21	1,897	90.3	+421	+20.1	42	102	11	976	88.7	+220	10	921	92.1	+201	0	0	2	2	0	0	0	17/21
1995-96	19	1,633	86.0	+265	+14.0	80	94	5	441	88.2	+18	14	1,192	85.1	+184	0	0	0	0	0	0	0	17/19
1996-97	5	452	90.4	+92	+18.4	87	95	—	—	—	—	5	452	90.4	+92	0	0	0	0	0	0	0	3/5
<b>TOTALS</b>	<b>45</b>	<b>3,982</b>	<b>88.5</b>	<b>+778</b>	<b>+17.3</b>	<b>42</b>	<b>102</b>	<b>16</b>	<b>1,417</b>	<b>88.6</b>	<b>+301</b>	<b>29</b>	<b>2,565</b>	<b>88.5</b>	<b>+477</b>	<b>0</b>	<b>0</b>	<b>2</b>	<b>0</b>	<b>0</b>	<b>0</b>	<b>0</b>	<b>37/45</b>



FUNDINGSLAND

## JAIME FUNDINGSLAND - 6-0 • Minot, N.D. • Minot • 1996-2000

Season	OVERALL													SPRING					FALL				
	Rd	Strk	Avg.	SCIRP	S-AV	Lo	Hi	Rd	Strk	Avg.	SCIRP	Rd	Strk	Avg.	SCIRP	Win	T5	T10	T20	60	70	<P	Rds/Tm
1996-97	8	746	93.3	+167	+20.9	84	103	—	—	—	—	8	746	93.3	+167	0	0	0	0	0	0	0	2/8
1997-98	11	938	85.3	+151	+13.7	80	90	5	425	85.0	+67	6	513	85.5	+84	0	0	0	0	0	0	0	7/11
1998-99	19	1,562	82.2	+194	+10.2	75	95	7	587	83.9	+83	12	975	81.3	+111	0	0	0	0	0	6	0	7/16

# ALL-TIME PLAYER STATISTICS



GAUSMAN

## LISE GAUSMAN • 5-11 • Fort Collins, Colo. • Fort Collins • 1994-95

Season	OVERALL													SPRING			FALL			Rds/Tm				
	Rd	Strk	Avg.	SCIRP	S-AV	Lo	Hi	Rd	Strk	Avg.	SCIRP	Rd	Strk	Avg.	SCIRP	Win	T5	T10	T20		60	70	<P	
1994-95	1	92	92.0	+20	+20.0	92	92	—	—	—	—	1	92	92.0	+20	0	0	1	1	0	0	0	0	1/1



GLENN

## TORI GLENN • 5-7 • Castle Pines, Colo. • Valor Christian • 2013-17

Season	OVERALL													SPRING			FALL			Rds/Tm			
	Rd	Strk	Avg.	SCIRP	S-AV	Lo	Hi	Rd	Strk	Avg.	SCIRP	Rd	Strk	Avg.	SCIRP	Win	T5	T10	T20		60	70	<P
2013-14	Did Not Compete																						
2014-15	16	1,290	80.6	+138	+8.6	72	90	4	336	84.0	+48	12	954	79.5	+90	0	0	1	1	0	7	0	0/0
2015-16	Did Not Compete																						
2016-17	12	949	79.1	+125	+6.8	75	84	3	240	80.0	+24	9	709	78.8	+58	0	0	0	0	0	6	0	6/8
<b>TOTALS</b>	<b>28</b>	<b>2,239</b>	<b>79.9</b>	<b>+263</b>	<b>+8.6</b>	<b>72</b>	<b>90</b>	<b>7</b>	<b>576</b>	<b>82.3</b>	<b>+72</b>	<b>21</b>	<b>1,663</b>	<b>79.2</b>	<b>+148</b>	<b>0</b>	<b>0</b>	<b>1</b>	<b>1</b>	<b>0</b>	<b>13</b>	<b>0</b>	<b>6/8</b>



GROOMS

## ANN GROOMS • 5-9 • Westminster, Colo. • Ranum • 1994-96

Season	OVERALL													SPRING			FALL			Rds/Tm				
	Rd	Strk	Avg.	SCIRP	S-AV	Lo	Hi	Rd	Strk	Avg.	SCIRP	Rd	Strk	Avg.	SCIRP	Win	T5	T10	T20		60	70	<P	
1994-95	21	1,830	87.1	+354	+16.9	40	92	11	935	85.0	+179	10	895	89.5	+175	0	2	2	2	0	0	0	0	21/21
1995-96	6	526	87.7	+94	+15.7	85	92	—	—	—	—	6	526	87.7	+94	0	0	0	0	0	0	0	0	3/3
<b>TOTALS</b>	<b>27</b>	<b>2,356</b>	<b>87.3</b>	<b>+448</b>	<b>+16.6</b>	<b>40</b>	<b>98</b>	<b>11</b>	<b>935</b>	<b>85.0</b>	<b>+179</b>	<b>16</b>	<b>1,421</b>	<b>88.8</b>	<b>+269</b>	<b>0</b>	<b>2</b>	<b>2</b>	<b>2</b>	<b>0</b>	<b>0</b>	<b>0</b>	<b>0</b>	<b>24/24</b>



HAASE

## MEGAN HAASE • 5-8 • Spokane, Wash. • Lewis & Clark • 2012-16

Season	OVERALL													SPRING			FALL			Rds/Tm				
	Rd	Strk	Avg.	SCIRP	S-AV	Lo	Hi	Rd	Strk	Avg.	SCIRP	Rd	Strk	Avg.	SCIRP	Win	T5	T10	T20		60	70	<P	
2012-13	26	2,048	78.8	+173	+6.7	74	84	11	864	78.6	+72	15	1,184	78.9	+101	0	0	0	0	0	17	0	0	19/23
2013-14	6	496	82.7	+61	+10.2	79	92	—	—	—	—	6	496	82.7	+61	0	0	0	0	0	2	0	0	1/3
2014-15	7	587	83.9	+83	+11.9	77	95	1	79	79.0	+7	6	508	84.7	+76	0	0	1	1	0	2	0	0/0	
2015-16	Did Not Compete																							
<b>TOTALS</b>	<b>39</b>	<b>3,131</b>	<b>80.3</b>	<b>+317</b>	<b>+8.1</b>	<b>74</b>	<b>95</b>	<b>12</b>	<b>943</b>	<b>78.6</b>	<b>+79</b>	<b>27</b>	<b>2,188</b>	<b>81.0</b>	<b>+238</b>	<b>0</b>	<b>0</b>	<b>1</b>	<b>1</b>	<b>0</b>	<b>21</b>	<b>0</b>	<b>0</b>	<b>20/26</b>



HALL

## ERIN HALL • 5-5 • Colorado Springs, Colo. • Wasson • 1994-95

Season	OVERALL													SPRING			FALL			Rds/Tm				
	Rd	Strk	Avg.	SCIRP	S-AV	Lo	Hi	Rd	Strk	Avg.	SCIRP	Rd	Strk	Avg.	SCIRP	Win	T5	T10	T20		60	70	<P	
1994-95	20	1,775	88.8	+371	+18.6	45	102	11	963	87.6	+207	9	812	90.2	+164	0	0	0	1	0	0	0	0	18/20



HEFFER

## KELLY HEFFER • 5-6 • Englewood, Colo. • Cherry Creek/Arizona • 1995-97

Season	OVERALL													SPRING			FALL			Rds/Tm				
	Rd	Strk	Avg.	SCIRP	S-AV	Lo	Hi	Rd	Strk	Avg.	SCIRP	Rd	Strk	Avg.	SCIRP	Win	T5	T10	T20		60	70	<P	
1995-96	14	1,156	82.6	+151	+10.8	74	92	14	1,156	82.6	+151	—	—	—	—	0	0	1	1	0	3	0	0	14/14
1996-97	29	2,310	79.7	+216	+7.5	74	86	12	965	80.4	+98	17	1,345	79.2	+118	0	0	0	2	0	12	0	0	29/29
<b>TOTALS</b>	<b>43</b>	<b>3,466</b>	<b>80.6</b>	<b>+367</b>	<b>+8.5</b>	<b>74</b>	<b>92</b>	<b>26</b>	<b>2,121</b>	<b>81.6</b>	<b>+249</b>	<b>17</b>	<b>1,345</b>	<b>79.1</b>	<b>+118</b>	<b>0</b>	<b>0</b>	<b>1</b>	<b>3</b>	<b>0</b>	<b>15</b>	<b>0</b>	<b>0</b>	<b>43/43</b>



HICKEL

## KIM HICKEL • 5-11 • Englewood, Colo. • Cherry Creek • 1994-95

Season	OVERALL													SPRING			FALL			Rds/Tm				
	Rd	Strk	Avg.	SCIRP	S-AV	Lo	Hi	Rd	Strk	Avg.	SCIRP	Rd	Strk	Avg.	SCIRP	Win	T5	T10	T20		60	70	<P	
1994-95	12	1,148	95.7	+284	+23.7	90	103	2	188	94.0	+44	10	960	96.0	+240	0	0	0	1	0	0	0	0	5/12



HOCH

## HANNAH HOCH • 5-8 • Turlock, Calif. • Turlock • 2003-07

Season	OVERALL													SPRING			FALL			Rds/Tm				
	Rd	Strk	Avg.	SCIRP	S-AV	Lo	Hi	Rd	Strk	Avg.	SCIRP	Rd	Strk	Avg.	SCIRP	Win	T5	T10	T20		60	70	<P	
2003-04	32	2,461	76.9	+157	+4.9	68	88	16	1,234	77.1	+82	16	1,227	76.7	+75	0	2	3	6	1	24	2	0	31/32
2004-05	31	2,318	74.8	+86	+2.8	69	83	17	1,293	76.1	+69	14	1,025	73.2	+17	2	3	6	9	2	28	4	0	31/31
2005-06	32	2,474	77.3	+170	+5.3	73	83	17	1,303	76.7	+79	15	1,171	78.1	+91	0	0	0	2	0	24	0	0	31/32
2006-07	25	1,933	77.3	+133	+5.3	71	84	13	1,014	78.0	+78	12	919	76.6	+55	0	0	2	3	0	17	1	0	17/22
<b>TOTALS</b>	<b>120</b>	<b>9,186</b>	<b>76.6</b>	<b>+546</b>	<b>+4.6</b>	<b>68</b>	<b>88</b>	<b>63</b>	<b>4,844</b>	<b>76.9</b>	<b>+308</b>	<b>57</b>	<b>4,342</b>	<b>76.2</b>	<b>+238</b>	<b>2</b>	<b>5</b>	<b>11</b>	<b>20</b>	<b>3</b>	<b>93</b>	<b>7</b>	<b>0</b>	<b>110/117</b>



HODGKINS

## KIRSTY HODGKINS • 5-11 • Brisbane, Australia • Redcliffe State • 2016-P

Season	OVERALL													SPRING			FALL			Rds/Tm				
	Rd	Strk	Avg.	SCIRP	S-AV	Lo	Hi	Rd	Strk	Avg.	SCIRP	Rd	Strk	Avg.	SCIRP	Win	T5	T10	T20		60	70	<P	
2016-17	28	2,075	74.1	+57	+2.0	69	81	17	1,276	75.1	+51	11	799	72.6	+6	0	3	4	6	2	22	7	0	25/28



JAKOBSSON

## GABRIELLA JAKOBSSON • 5-8 • Stockholm, Sweden • Sodra Latin • 1997-99

Season	OVERALL													SPRING			FALL			Rds/Tm				
	Rd	Strk	Avg.	SCIRP	S-AV	Lo	Hi	Rd	Strk	Avg.	SCIRP	Rd	Strk	Avg.	SCIRP	Win	T5	T10	T20		60	70	<P	
1997-98	Did Not Compete																							
1998-99	3	258	86.0	+42	+14.0	82	90	—	—	—	—	3	258	86.0	+42	0	0	0	0	0	0	0	0	0/0



KARI

## MEAGHAN KARI • 5-7 • Windsor, Calif. • Windsor/Santa Clara • 2009-12

Season	OVERALL													SPRING			FALL			Rds/Tm				
	Rd	Strk	Avg.	SCIRP	S-AV	Lo	Hi	Rd	Strk	Avg.	SCIRP	Rd	Strk	Avg.	SCIRP	Win	T5	T10	T20		60	70	<P	
2009-10	14	1,115	79.6	+104	+7.4	74	83	6	481	80.17	+49	8	634	79.2	+55	0	0	0	0	0	7	0	0	11/14
2010-11	11	882	80.2	+96	+8.7	73	84	3	246	82.00	+36	8	636	79.5	+60	0	0	0	0	0	3	0	0	0/0
2011-12	3	236	78.7	+20	+6.7	76	81	—	—	—	—	3	236	78.7	+20	0	0	0	0	0	2	0	0	0/3
<b>TOTALS</b>	<b>28</b>	<b>2,233</b>	<b>79.8</b>	<b>+220</b>	<b>+7.8</b>	<b>73</b>	<b>84</b>	<b>9</b>	<b>727</b>	<b>80.78</b>	<b>+85</b>	<b>19</b>	<b>1,506</b>	<b>79.3</b>	<b>+135</b>	<b>0</b>	<b>0</b>	<b>0</b>	<b>0</b>	<b>0</b>	<b>12</b>	<b>0</b>	<b>0</b>	<b>11/17</b>

# ALL-TIME PLAYER STATISTICS



A. KEATING

## ALEXIS KEATING

• 5-6 • Elma, Wash. • Elma • 2012-16

Season	OVERALL													SPRING					FALL				
	Rd	Strk	Avg.	SCIRP	S-AV	Lo	Hi	Rd	Strk	Avg.	SCIRP	Rd	Strk	Avg.	SCIRP	Win	T5	T10	T20	60	70	<P	Rds/Tm
2012-13	32	2,459	76.8	+155	+4.8	69	83	17	1,302	76.6	+81	15	1,157	77.1	+74	0	0	0	0	1	23	1	30/32
2013-14	32	2,483	77.6	+175	+5.5	71	87	20	1,540	77.0	+102	12	943	78.6	+73	0	0	0	2	0	22	1	25/32
2014-15	31	2,326	75.0	+107	+3.5	66	86	20	1,501	75.1	+77	11	825	75.0	+30	0	2	2	4	1	25	3	28/31
2015-16	29	2,150	74.14	+64	+2.2	66	81	18	1,323	73.50	+32	11	827	75.18	+32	0	2	2	5	2	26	7	28/29
<b>TOTALS</b>	<b>124</b>	<b>9,418</b>	<b>75.95</b>	<b>+501</b>	<b>+4.0</b>	<b>66</b>	<b>87</b>	<b>75</b>	<b>5,666</b>	<b>75.55</b>	<b>292</b>	<b>49</b>	<b>3,752</b>	<b>76.57</b>	<b>+209</b>	<b>0</b>	<b>4</b>	<b>4</b>	<b>11</b>	<b>4</b>	<b>96</b>	<b>12</b>	<b>111/124</b>



L. KEATING

## LAURYN KEATING

• 5-7 • Elma, Wash. • Elma • 2015-p

Season	OVERALL													SPRING					FALL				
	Rd	Strk	Avg.	SCIRP	S-AV	Lo	Hi	Rd	Strk	Avg.	SCIRP	Rd	Strk	Avg.	SCIRP	Win	T5	T10	T20	60	70	<P	Rds/Tm
2015-16	10	786	78.6	+68	+6.8	72	85	5	399	79.8	+41	5	387	77.4	+27	0	0	0	0	0	5	0	0/0
2016-17	14	1,131	80.8	+125	+8.9	73	90	11	894	79.6	+104	3	237	79.0	+21	0	0	0	0	0	7	0	4/11
<b>TOTALS</b>	<b>24</b>	<b>1,917</b>	<b>79.9</b>	<b>+173</b>	<b>+7.2</b>	<b>72</b>	<b>86</b>	<b>16</b>	<b>1,293</b>	<b>8</b>	<b>+145</b>	<b>8</b>	<b>624</b>	<b>78.0</b>	<b>+48</b>	<b>0</b>	<b>0</b>	<b>0</b>	<b>0</b>	<b>0</b>	<b>12</b>	<b>0</b>	<b>4/11</b>



KERR

## ERIN KERR

• 5-7 • Phoenix, Ariz. • Xavier Prep/California • 2000-03

Season	OVERALL													SPRING					FALL				
	Rd	Strk	Avg.	SCIRP	S-AV	Lo	Hi	Rd	Strk	Avg.	SCIRP	Rd	Strk	Avg.	SCIRP	Win	T5	T10	T20	60	70	<P	Rds/Tm
2000-01	29	2,244	77.4	+156	+5.4	69	87	15	1,167	77.8	+87	14	1,077	76.9	+69	0	2	2	6	1	22	1	29/29
2001-02	29	2,208	76.1	+120	+4.1	70	85	16	1,211	75.7	+59	13	997	76.7	+61	0	2	3	8	0	22	4	28/29
2002-03	31	2,350	75.8	+121	+3.9	71	85	15	1,149	76.6	+72	16	1,201	75.1	+49	0	4	5	7	0	25	4	29/31
<b>TOTALS</b>	<b>89</b>	<b>6,802</b>	<b>76.4</b>	<b>+397</b>	<b>+4.5</b>	<b>69</b>	<b>87</b>	<b>46</b>	<b>3,527</b>	<b>76.7</b>	<b>+218</b>	<b>43</b>	<b>3,275</b>	<b>76.2</b>	<b>+179</b>	<b>0</b>	<b>8</b>	<b>10</b>	<b>21</b>	<b>1</b>	<b>69</b>	<b>9</b>	<b>86/89</b>



C. KIM

## CHRISTINE KIM

• 5-3 • Pahoehoe, Hawai'i • Waiakea • 2006-10

Season	OVERALL													SPRING					FALL				
	Rd	Strk	Avg.	SCIRP	S-AV	Lo	Hi	Rd	Strk	Avg.	SCIRP	Rd	Strk	Avg.	SCIRP	Win	T5	T10	T20	60	70	<P	Rds/Tm
2006-07	22	1,725	78.4	+141	+6.4	71	90	10	783	78.3	+63	12	942	78.5	+78	0	0	0	0	0	16	1	14/16
2007-08	20	1,566	78.3	+134	+6.7	72	87	20	1,566	78.3	+134	—	—	—	—	0	0	1	1	0	12	0	16/20
2008-09	27	2,141	79.3	+188	+7.0	72	90	18	1,428	79.4	+130	9	712	79.1	+58	0	0	0	1	0	16	0	20/27
2009-10	32	2,440	76.3	+136	+4.3	70	82	18	1,377	76.5	+84	14	1,063	75.9	+52	0	0	0	0	0	28	2	30/32
<b>TOTALS</b>	<b>101</b>	<b>7,872</b>	<b>77.9</b>	<b>+599</b>	<b>+5.9</b>	<b>70</b>	<b>90</b>	<b>66</b>	<b>5,155</b>	<b>78.1</b>	<b>+411</b>	<b>35</b>	<b>2,717</b>	<b>77.6</b>	<b>+188</b>	<b>0</b>	<b>0</b>	<b>1</b>	<b>2</b>	<b>0</b>	<b>72</b>	<b>3</b>	<b>80/95</b>



J. KIM

## JULIE KIM

• 5-4 • Port Coquitlam, British Columbia, Canada • British Columbia Christian Academy • 2006-10

Season	OVERALL													SPRING					FALL				
	Rd	Strk	Avg.	SCIRP	S-AV	Lo	Hi	Rd	Strk	Avg.	SCIRP	Rd	Strk	Avg.	SCIRP	Win	T5	T10	T20	60	70	<P	Rds/Tm
2006-07	28	2,134	76.2	+118	+4.2	67	88	16	1,225	76.6	+73	12	909	75.8	+45	0	1	2	4	2	19	3	25/28
2007-08	21	1,600	76.2	+91	+4.3	69	83	6	462	77.0	+36	15	1,138	75.9	+55	0	0	1	4	1	17	2	20/21
2008-09	25	1,918	76.7	+112	+4.5	71	84	16	1,235	77.2	+80	9	683	75.9	+32	0	0	0	1	0	19	1	21/25
2009-10	18	1,394	77.4	+98	+5.4	72	82	6	473	78.8	+44	12	921	76.8	+54	0	0	0	0	0	14	0	13/15
<b>TOTALS</b>	<b>92</b>	<b>7,046</b>	<b>76.6</b>	<b>+419</b>	<b>+4.6</b>	<b>67</b>	<b>88</b>	<b>44</b>	<b>3,395</b>	<b>77.2</b>	<b>+233</b>	<b>48</b>	<b>3,651</b>	<b>76.1</b>	<b>+186</b>	<b>0</b>	<b>1</b>	<b>3</b>	<b>9</b>	<b>3</b>	<b>69</b>	<b>6</b>	<b>79/89</b>



KO

## CIERRA KO

• 5-3 • Colorado Springs, Colo. • Harrison • 2005-09

Season	OVERALL													SPRING					FALL				
	Rd	Strk	Avg.	SCIRP	S-AV	Lo	Hi	Rd	Strk	Avg.	SCIRP	Rd	Strk	Avg.	SCIRP	Win	T5	T10	T20	60	70	<P	Rds/Tm
2005-06	6	487	81.2	+55	+9.2	79	85	—	—	—	—	6	487	81.2	+55	0	0	0	0	0	1	0	1/6
2006-07	3	241	80.3	+25	+8.3	78	85	—	—	—	—	3	241	80.3	+25	0	0	0	0	0	2	0	0/0
2007-08	29	2,400	82.8	+311	+10.7	75	92	14	1,156	82.6	+150	15	1,244	82.9	+161	0	0	0	0	0	6	0	13/29
2008-09	6	491	81.8	+59	+9.8	77	86	3	241	80.3	+25	3	250	83.3	+34	0	0	0	0	0	2	0	0/0
<b>TOTALS</b>	<b>44</b>	<b>3,619</b>	<b>82.3</b>	<b>+450</b>	<b>+10.2</b>	<b>75</b>	<b>92</b>	<b>17</b>	<b>1,397</b>	<b>82.2</b>	<b>+175</b>	<b>27</b>	<b>2,222</b>	<b>82.3</b>	<b>+275</b>	<b>0</b>	<b>0</b>	<b>0</b>	<b>0</b>	<b>0</b>	<b>11</b>	<b>0</b>	<b>14/35</b>



KOTH

## LINDSAY KOTH

• 5-6 • Middleton, Wisc. • Edgewood • 2003-07

Season	OVERALL													SPRING					FALL				
	Rd	Strk	Avg.	SCIRP	S-AV	Lo	Hi	Rd	Strk	Avg.	SCIRP	Rd	Strk	Avg.	SCIRP	Win	T5	T10	T20	60	70	<P	Rds/Tm
2003-04	4	337	84.3	+49	+12.3	83	86	2	169	84.5	+25	2	168	84.0	+24	0	0	0	0	0	0	0	1/2
2004-05	5	400	80.0	+40	+8.0	76	83	3	240	80.0	+24	2	160	80.0	+16	0	0	0	0	0	2	0	0/0
2005-06	26	2,072	79.7	+200	+7.7	73	88	17	1,337	78.7	+113	9	735	81.7	+87	0	0	0	0	0	15	0	14/22
2006-07	12	940	78.3	+76	+6.3	72	82	3	232	77.3	+16	9	708	78.7	+60	0	0	0	0	0	7	0	6/6
<b>TOTALS</b>	<b>47</b>	<b>3,749</b>	<b>79.8</b>	<b>+365</b>	<b>+7.8</b>	<b>72</b>	<b>88</b>	<b>25</b>	<b>1,978</b>	<b>79.1</b>	<b>+178</b>	<b>22</b>	<b>1,771</b>	<b>80.5</b>	<b>+187</b>	<b>0</b>	<b>0</b>	<b>0</b>	<b>0</b>	<b>0</b>	<b>24</b>	<b>0</b>	<b>21/30</b>



LEE

## ESTHER LEE

• 5-6 • Los Alamitos, Calif. • Los Alamitos/Duke • 2014-p

Season	OVERALL													SPRING					FALL				
	Rd	Strk	Avg.	SCIRP	S-AV	Lo	Hi	Rd	Strk	Avg.	SCIRP	Rd	Strk	Avg.	SCIRP	Win	T5	T10	T20	60	70	<P	Rds/Tm
2014-15	31	2,264	73.0	+40	+1.3	67	79	20	1,445	72.3	+16	11	819	74.5	+24	1	3	7	10	5	26	8	31/31
2015-16	30	2,176	72.5	+18	+0.6	64	78	19	1,377	72.5	+14	11	799	72.63	+4	1	3	6	11	3	27	8	30/30
2016-17	25	1,841	73.6	+39	+1.6	61	82	17	1,263	74.3	+38	8	578	72.3	+1	1	1	4	6	3	20	6	22/25
<b>TOTALS</b>	<b>86</b>	<b>6,281</b>	<b>73.0</b>	<b>+97</b>	<b>+0.9</b>	<b>61</b>	<b>82</b>	<b>56</b>	<b>4,085</b>	<b>72.9</b>	<b>+68</b>	<b>30</b>	<b>2,196</b>	<b>73.2</b>	<b>+29</b>	<b>3</b>	<b>7</b>	<b>17</b>	<b>27</b>	<b>11</b>	<b>73</b>	<b>22</b>	<b>83/86</b>



LINTON

# ALL-TIME PLAYER STATISTICS



MALCOLM

## JESSIE MALCOLM • 5-6 • Scottsdale, Ariz. • Chaparral • 2002-06

Season	OVERALL													SPRING			FALL			Rds/Tm			
	Rd	Strk	Avg.	SCIRP	S-AV	Lo	Hi	Rd	Strk	Avg.	SCIRP	Rd	Strk	Avg.	SCIRP	Win	T5	T10	T20		60	70	<P
2002-03	4	327	81.8	+39	+9.8	79	85	—	—	—	—	4	327	81.8	+39	0	0	0	0	0	1	0	1/2
2003-04	21	1,744	83.1	+232	+11.1	71	92	11	928	84.4	+136	10	816	81.6	+96	0	0	0	0	0	4	1	11/17
2004-05	28	2,242	80.1	+229	+8.2	71	91	17	1,354	79.7	+133	11	888	80.7	+96	0	0	0	0	0	10	0	16/28
2005-06	12	949	79.1	+85	+7.1	75	82	—	—	—	—	12	949	79.1	+85	0	0	0	0	0	7	0	8/9
<b>TOTALS</b>	<b>65</b>	<b>5,262</b>	<b>81.0</b>	<b>+585</b>	<b>+9.0</b>	<b>71</b>	<b>92</b>	<b>28</b>	<b>2,282</b>	<b>81.5</b>	<b>+269</b>	<b>37</b>	<b>2,980</b>	<b>80.5</b>	<b>+316</b>	<b>0</b>	<b>0</b>	<b>0</b>	<b>0</b>	<b>0</b>	<b>22</b>	<b>1</b>	<b>36/56</b>



MORETTO

## LYNN ANN MORETTO • 5-2 • Englewood, Colo. • Cherry Creek/Mississippi • 1999-2003

Season	OVERALL													SPRING			FALL			Rds/Tm			
	Rd	Strk	Avg.	SCIRP	S-AV	Lo	Hi	Rd	Strk	Avg.	SCIRP	Rd	Strk	Avg.	SCIRP	Win	T5	T10	T20		60	70	<P
1999-2000	25	2,015	80.6	+215	+8.6	74	91	14	1,145	81.8	+137	11	870	79.1	+78	0	0	0	2	0	11	0	21/25
2000-01	Medical Hardship																						
2001-02	21	1,711	81.5	+199	+9.5	69	93	8	679	84.9	+103	13	1,032	79.4	+96	0	0	0	1	1	7	1	13/19
2002-03	11	884	80.4	+92	+8.4	77	86	—	—	—	—	11	884	80.4	+92	0	0	0	1	0	7	0	7/11
<b>TOTALS</b>	<b>57</b>	<b>4,610</b>	<b>80.9</b>	<b>+506</b>	<b>+8.9</b>	<b>69</b>	<b>93</b>	<b>22</b>	<b>1,824</b>	<b>82.9</b>	<b>+240</b>	<b>35</b>	<b>2,786</b>	<b>79.6</b>	<b>+266</b>	<b>0</b>	<b>0</b>	<b>0</b>	<b>4</b>	<b>1</b>	<b>25</b>	<b>1</b>	<b>41/55</b>



MOULLET

## KYLEE MOULLET • 5-7 • Bozeman, Mont. • Bozeman • 1994-98

Season	OVERALL													SPRING			FALL			Rds/Tm			
	Rd	Strk	Avg.	SCIRP	S-AV	Lo	Hi	Rd	Strk	Avg.	SCIRP	Rd	Strk	Avg.	SCIRP	Win	T5	T10	T20		60	70	<P
1994-95	18	1,604	89.1	+344	+19.1	45	104	11	942	85.6	+186	7	662	94.6	+158	0	0	1	2	0	1	0	14/18
1995-96	25	2,149	86.0	+352	+14.1	79	97	11	963	87.6	+174	14	1,186	84.7	+178	0	0	0	1	0	1	0	17/25
1996-97	21	1,810	86.2	+298	+14.2	79	96	12	1,014	84.5	+147	9	796	88.4	+151	0	0	0	0	0	1	0	14/21
1997-98	14	1,224	87.4	+219	+15.6	79	98	5	449	89.8	+89	9	775	86.1	+130	0	0	0	0	0	1	0	8/14
<b>TOTALS</b>	<b>78</b>	<b>6,787</b>	<b>87.0</b>	<b>+1,213</b>	<b>+15.6</b>	<b>45</b>	<b>104</b>	<b>39</b>	<b>3,368</b>	<b>86.4</b>	<b>+596</b>	<b>39</b>	<b>3,419</b>	<b>87.7</b>	<b>+617</b>	<b>0</b>	<b>0</b>	<b>1</b>	<b>3</b>	<b>0</b>	<b>4</b>	<b>0</b>	<b>53/78</b>



NOLAN

## KATY NOLAN • 5-2 • Saline, Mich. • Saline • 1997-2001

Season	OVERALL													SPRING			FALL			Rds/Tm			
	Rd	Strk	Avg.	SCIRP	S-AV	Lo	Hi	Rd	Strk	Avg.	SCIRP	Rd	Strk	Avg.	SCIRP	Win	T5	T10	T20		60	70	<P
1997-98	5	431	86.2	+71	+14.2	81	90	2	175	87.5	+31	3	256	85.3	+40	0	0	0	0	0	0	0	2/5
1998-99	9	733	81.4	+85	+9.4	77	88	3	250	83.3	+34	6	483	80.5	+51	0	0	0	0	0	3	0	5/9
1999-2000	31	2,527	81.5	+295	+9.5	72	89	17	1,387	81.6	+163	14	1,140	81.4	+132	0	0	0	1	0	12	0	19/28
2000-01	17	1,339	78.8	+115	+6.8	73	84	15	1,188	79.2	+108	2	151	75.5	+7	0	0	1	2	0	13	0	15/17
<b>TOTALS</b>	<b>62</b>	<b>5,030</b>	<b>81.1</b>	<b>+566</b>	<b>+9.1</b>	<b>72</b>	<b>90</b>	<b>37</b>	<b>3,000</b>	<b>81.2</b>	<b>+336</b>	<b>25</b>	<b>2,030</b>	<b>+81.2</b>	<b>+230</b>	<b>0</b>	<b>0</b>	<b>1</b>	<b>3</b>	<b>0</b>	<b>28</b>	<b>0</b>	<b>41/61</b>



NOON

## ABBY NOON • 5-3 • Fort Collins, Colo. • Arcata • 1998-2000

Season	OVERALL													SPRING			FALL			Rds/Tm			
	Rd	Strk	Avg.	SCIRP	S-AV	Lo	Hi	Rd	Strk	Avg.	SCIRP	Rd	Strk	Avg.	SCIRP	Win	T5	T10	T20		60	70	<P
1998-99	16	1,327	82.9	+175	+10.9	75	93	10	811	81.1	+91	6	516	86.0	+84	0	0	0	0	0	5	0	9/13
1999-2000	5	418	83.6	+58	+11.6	75	89	3	259	86.3	+43	2	159	79.5	+15	0	0	0	0	0	1	0	2/3
<b>TOTALS</b>	<b>21</b>	<b>1,745</b>	<b>83.1</b>	<b>+233</b>	<b>+11.1</b>	<b>75</b>	<b>93</b>	<b>13</b>	<b>1,070</b>	<b>82.3</b>	<b>+134</b>	<b>8</b>	<b>675</b>	<b>84.4</b>	<b>+99</b>	<b>0</b>	<b>0</b>	<b>0</b>	<b>0</b>	<b>0</b>	<b>6</b>	<b>0</b>	<b>11/16</b>



OLEKSIEW

## JAMIE OLEKSIEW • 5-5 • Vancouver, British Columbia • IMG Pendleton, Fla. • 2012-16

Season	OVERALL													SPRING			FALL			Rds/Tm			
	Rd	Strk	Avg.	SCIRP	S-AV	Lo	Hi	Rd	Strk	Avg.	SCIRP	Rd	Strk	Avg.	SCIRP	Win	T5	T10	T20		60	70	<P
2012-13	23	1,771	77.0	+115	+5.0	72	83	17	1,308	76.9	+87	6	463	77.2	+28	0	0	0	0	0	18	0	17/20
2013-14	31	2,400	77.4	+164	+5.3	72	86	19	1,500	78.9	+134	12	900	75.0	+30	0	0	0	2	0	24	0	26/31
2014-15	29	2,284	78.8	+202	+7.0	73	86	18	1,425	79.2	+138	11	859	78.1	+64	0	0	0	1	0	17	0	17/29
2015-16	6	457	76.17	+22	+3.7	72	83	—	—	—	—	6	457	76.17	+22	0	0	0	0	0	5	0	0/0
<b>TOTALS</b>	<b>89</b>	<b>6,912</b>	<b>77.66</b>	<b>+503</b>	<b>+5.7</b>	<b>72</b>	<b>86</b>	<b>54</b>	<b>4,233</b>	<b>78.39</b>	<b>+359</b>	<b>35</b>	<b>2,679</b>	<b>76.54</b>	<b>+144</b>	<b>0</b>	<b>0</b>	<b>0</b>	<b>3</b>	<b>0</b>	<b>64</b>	<b>0</b>	<b>60/80</b>



PARKHILL

## ANDREA PARKHILL • 5-7 • Carson City, Nev. • Carson City • 1994-95

Season	OVERALL													SPRING			FALL			Rds/Tm			
	Rd	Strk	Avg.	SCIRP	S-AV	Lo	Hi	Rd	Strk	Avg.	SCIRP	Rd	Strk	Avg.	SCIRP	Win	T5	T10	T20		60	70	<P
1994-95	1	102	102.0	+30	+30.0	102	102	—	—	—	—	1	102	102.0	+30	0	0	0	1	0	0	0	0/1



C.PERSSON-GULDA

## CHARLOTTE PERSSON-GULDA • 5-3 • Halmstad, Sweden • Kattegatt • 2004-06

Season	OVERALL													SPRING			FALL			Rds/Tm			
	Rd	Strk	Avg.	SCIRP	S-AV	Lo	Hi	Rd	Strk	Avg.	SCIRP	Rd	Strk	Avg.	SCIRP	Win	T5	T10	T20		60	70	<P
2004-05	8	685	85.6	+109	+13.6	79	97	—	—	—	—	8	685	85.6	+109	0	0	0	0	0	1	0	0/3
2005-06	5	421	84.2	+61	+12.2	81	78	2	166	83.0	+22	3	255	85.0	+39	0	0	0	0	0	0	0	1/2
<b>TOTALS</b>	<b>13</b>	<b>1,106</b>	<b>85.1</b>	<b>+170</b>	<b>+13.1</b>	<b>79</b>	<b>97</b>	<b>2</b>	<b>166</b>	<b>83.0</b>	<b>+22</b>	<b>11</b>	<b>940</b>	<b>85.5</b>	<b>+148</b>	<b>0</b>	<b>0</b>	<b>0</b>	<b>0</b>	<b>0</b>	<b>1</b>	<b>0</b>	<b>1/5</b>



M.PERSSON GULDA

## MARIA PERSSON-GULDA • 5-3 • Halmstad, Sweden • Kattegatt • 2002-06

Season	OVERALL													SPRING			FALL			Rds/Tm			
	Rd	Strk	Avg.	SCIRP	S-AV	Lo	Hi	Rd	Strk	Avg.	SCIRP	Rd	Strk	Avg.	SCIRP	Win	T5	T10	T20		60	70	<P
2002-03	28	2,233	79.8	+220	+7.9	73	87	15	1,206	80.4	+129	13	1,027	79.0	+91	0	0	0	1	0	14	0	22/28
2003-04	32	2,475	77.3	+171	+5.3	71	87	16	1,268	79.3	+116	16	1,207	75.4	+55	0	1	1	6	0	21	1	30/32
2004-05	31	2,392	77.2	+160	+5.2	70	88	17	1,335	78.5	+111	14	1,057	75.5	+49	0	1	2	4	0	23	1	30/31
2005-06	32	2,445	76.4	+141	+4.4	71	84	17	1,293	76.1	+69	15	1,152	76.8	+72	0	1	2	4	0	27	2	30/32
<b>TOTALS</b>	<b>123</b>	<b>9,545</b>	<b>77.6</b>	<b>+692</b>	<b>+5.6</b>	<b>70</b>	<b>88</b>	<b>65</b>	<b>5,102</b>	<b>78.5</b>	<b>+425</b>	<b>58</b> </											

# ALL-TIME PLAYER STATISTICS



PYTLEWSKI

## DOMINIQUE PYTLEWSKI • 5-6 • Vancouver, British Columbia, Canada • St. Thomas Aquinas • 2006-10

Season	OVERALL													SPRING					FALL					Rds/Tm
	Rd	Strk	Avg.	SCIRP	S-AV	Lo	Hi	Rd	Strk	Avg.	SCIRP	Rd	Strk	Avg.	SCIRP	Win	T5	T10	T20	60	70	<P		
2006-07	31	2,410	77.7	+178	+5.7	72	86	16	1,246	77.9	+94	15	1,164	77.6	+84	0	0	1	1	0	24	0	23/31	
2007-08	35	2,674	76.4	+159	+4.5	70	90	20	1,562	78.1	+130	15	1,112	74.1	+29	1	3	5	5	0	28	5	32/35	
2008-09	33	2,541	77.0	+156	+4.7	68	89	18	1,405	78.1	+106	15	1,136	75.7	+50	0	0	1	1	2	22	7	27/33	
2009-10	29	2,277	78.5	+189	+6.5	71	89	15	1,204	80.3	+127	14	1,073	76.64	+62	0	0	0	1	0	17	1	19/29	
<b>TOTALS</b>	<b>128</b>	<b>9,902</b>	<b>77.4</b>	<b>+682</b>	<b>+5.3</b>	<b>68</b>	<b>90</b>	<b>69</b>	<b>5,415</b>	<b>78.5</b>	<b>+457</b>	<b>59</b>	<b>4,485</b>	<b>76.0</b>	<b>+225</b>	<b>1</b>	<b>0</b>	<b>7</b>	<b>8</b>	<b>2</b>	<b>91</b>	<b>13</b>	<b>101/128</b>	



RELLA

## ALLISON RELLA • 5-7 • Cranbrook, British Columbia, Canada • Mount Baker Secondary • 2001-05

Season	OVERALL													SPRING					FALL					Rds/Tm
	Rd	Strk	Avg.	SCIRP	S-AV	Lo	Hi	Rd	Strk	Avg.	SCIRP	Rd	Strk	Avg.	SCIRP	Win	T5	T10	T20	60	70	<P		
2001-02	26	2,063	79.4	+191	+7.4	72	88	13	1,035	79.6	+99	13	1,028	79.1	+92	0	0	1	1	0	14	0	22/26	
2002-03	30	2,336	77.9	+179	+6.0	72	87	15	1,182	78.8	+105	15	1,154	76.9	+74	0	1	1	4	0	22	0	27/30	
2003-04	29	2,302	79.4	+214	+7.4	71	93	13	1,047	80.5	+112	16	1,255	78.4	+103	0	1	1	4	0	16	1	23/27	
2004-05	28	2,144	76.6	+125	+4.5	70	82	14	1,083	77.4	+72	14	1,061	75.8	+53	0	2	2	6	0	21	1	28/28	
<b>TOTALS</b>	<b>113</b>	<b>8,845</b>	<b>78.3</b>	<b>+709</b>	<b>+6.3</b>	<b>70</b>	<b>93</b>	<b>55</b>	<b>4,347</b>	<b>79.0</b>	<b>+387</b>	<b>58</b>	<b>4,498</b>	<b>77.6</b>	<b>+322</b>	<b>0</b>	<b>4</b>	<b>5</b>	<b>15</b>	<b>0</b>	<b>73</b>	<b>2</b>	<b>100/114</b>	



RODRIGUEZ

## REGINA RODRIGUEZ • 5-5 • Fort Morgan, Colo. • Fort Morgan • 2001-03

Season	OVERALL													SPRING					FALL					Rds/Tm
	Rd	Strk	Avg.	SCIRP	S-AV	Lo	Hi	Rd	Strk	Avg.	SCIRP	Rd	Strk	Avg.	SCIRP	Win	T5	T10	T20	60	70	<P		
2001-02	18	1,453	80.7	+157	+8.7	72	87	8	659	82.4	+83	10	794	79.4	+74	0	0	0	0	0	0	0	7/13	
2002-03	5	410	82.0	+50	+10.0	75	87	—	—	—	—	5	410	82.0	+50	0	0	0	0	0	0	1	0	
<b>TOTALS</b>	<b>23</b>	<b>1,863</b>	<b>81.0</b>	<b>+207</b>	<b>+9.0</b>	<b>72</b>	<b>87</b>	<b>8</b>	<b>659</b>	<b>82.4</b>	<b>+83</b>	<b>15</b>	<b>1,204</b>	<b>80.3</b>	<b>+124</b>	<b>0</b>	<b>0</b>	<b>0</b>	<b>0</b>	<b>0</b>	<b>0</b>	<b>8</b>	<b>0</b>	<b>8/15</b>



RUYBALID

## SARAH RUYBALID • 5-6 • 2005-06

Season	OVERALL													SPRING					FALL					Rds/Tm
	Rd	Strk	Avg.	SCIRP	S-AV	Lo	Hi	Rd	Strk	Avg.	SCIRP	Rd	Strk	Avg.	SCIRP	Win	T5	T10	T20	60	70	<P		
2005-06	3	248	82.7	+32	+10.7	81	85	—	—	—	—	3	248	82.7	+32	0	0	0	0	0	0	0	0/3	



SENGER

## LINDSAY SENGER • 5-8 • Louisville, Colo. • Monarch • 2004-08

Season	OVERALL													SPRING					FALL					Rds/Tm
	Rd	Strk	Avg.	SCIRP	S-AV	Lo	Hi	Rd	Strk	Avg.	SCIRP	Rd	Strk	Avg.	SCIRP	Win	T5	T10	T20	60	70	<P		
2004-05	19	1,566	82.4	+195	+10.3	75	93	8	687	85.9	+108	11	879	79.9	+87	0	0	0	0	0	7	0	9/15	
2005-06	26	2,082	80.1	+210	+8.1	74	85	17	1,354	79.7	+130	9	728	80.9	+80	0	0	0	0	0	14	0	17/26	
2006-07	29	2,227	76.8	+139	+4.8	70	83	14	1,069	76.4	+61	15	1,158	77.2	+78	0	1	2	3	0	21	2	22/27	
2007-08	35	2,708	77.4	+193	+5.5	71	87	20	1,564	78.2	+132	15	1,144	76.3	+61	0	0	1	2	0	26	1	34/35	
<b>TOTALS</b>	<b>109</b>	<b>8,583</b>	<b>78.7</b>	<b>+737</b>	<b>+6.8</b>	<b>70</b>	<b>93</b>	<b>59</b>	<b>4,674</b>	<b>79.2</b>	<b>+431</b>	<b>50</b>	<b>3,909</b>	<b>78.2</b>	<b>+306</b>	<b>0</b>	<b>1</b>	<b>3</b>	<b>5</b>	<b>0</b>	<b>68</b>	<b>3</b>	<b>82/103</b>	



SENNETT

## NICOLE SENNETT • 5-7 • Harvey's Lake, Pa. • Bishop O'Reilly • 1994-95

Season	OVERALL													SPRING					FALL					Rds/Tm
	Rd	Strk	Avg.	SCIRP	S-AV	Lo	Hi	Rd	Strk	Avg.	SCIRP	Rd	Strk	Avg.	SCIRP	Win	T5	T10	T20	60	70	<P		
1994-95	25	2,129	85.2	+332	+13.3	76	91	11	950	86.4	+161	14	1,179	84.2	+171	0	0	0	0	0	0	2	0	23/25



SIMICH

## STEPHANIE SIMICH • 6-0 • Mississauga, Ontario, Canada • Clarkson Secondary • 2007-10

Season	OVERALL													SPRING					FALL					Rds/Tm
	Rd	Strk	Avg.	SCIRP	S-AV	Lo	Hi	Rd	Strk	Avg.	SCIRP	Rd	Strk	Avg.	SCIRP	Win	T5	T10	T20	60	70	<P		
2007-08	35	2,736	78.2	+221	+6.3	69	89	20	1,561	78.1	+129	15	1,175	78.3	+92	0	0	0	2	1	21	2	30/35	
2008-09	30	2,340	78.0	+174	+5.8	71	89	18	1,414	75.6	+115	12	926	77.2	+59	0	0	1	2	0	21	1	24/30	
2009-10	17	1,340	78.8	+116	+6.8	73	88	9	702	78.0	+54	8	638	79.8	+62	0	0	0	0	0	10	0	11/14	
<b>TOTALS</b>	<b>83</b>	<b>6,416</b>	<b>78.2</b>	<b>+511</b>	<b>+6.2</b>	<b>69</b>	<b>89</b>	<b>47</b>	<b>3,677</b>	<b>78.2</b>	<b>+298</b>	<b>35</b>	<b>2,739</b>	<b>78.3</b>	<b>+213</b>	<b>0</b>	<b>0</b>	<b>1</b>	<b>4</b>	<b>1</b>	<b>52</b>	<b>3</b>	<b>65/80</b>	



SNOWGREN

## KATRINA SNOWGREN • 5-7 • Kingwood, Texas • Kingwood • 1996-97

Season	OVERALL													SPRING					FALL					Rds/Tm
	Rd	Strk	Avg.	SCIRP	S-AV	Lo	Hi	Rd	Strk	Avg.	SCIRP	Rd	Strk	Avg.	SCIRP	Win	T5	T10	T20	60	70	<P		
1996-97	21	1,806	86.0	+285	+13.6	80	96	9	780	86.7	+129	12	1,026	85.5	+156	0	0	0	0	0	0	0	0	16/21



STETSER

## JOEY STETSER • 5-9 • Phoenix, Ariz. • Shadow Mountain • 2001-04

Season	OVERALL													SPRING					FALL					Rds/Tm
	Rd	Strk	Avg.	SCIRP	S-AV	Lo	Hi	Rd	Strk	Avg.	SCIRP	Rd	Strk	Avg.	SCIRP	Win	T5	T10	T20	60	70	<P		
2001-02	24	1,993	83.0	+265	+11.0	77	93	14	1,169	83.5	+161	10	824	82.4	+104	0	0	0	0	0	6	0	8/17	
2002-03	25	2,023	80.9	+226	+9.0	75	88	15	1,235	82.3	+158	10	788	78.8	+68	0	0	0	1	0	10	0	17/25	
2003-04	10	803	80.3	+83	+8.3	75	84	—	—	—	—	10	803	80.3	+83	0	0	0	0	0	5	0	6/10	
<b>TOTALS</b>	<b>59</b>	<b>4,819</b>	<b>81.7</b>	<b>+574</b>	<b>+9.7</b>	<b>75</b>	<b>93</b>	<b>29</b>	<b>2,404</b>	<b>82.9</b>	<b>+319</b>	<b>30</b>	<b>2,415</b>	<b>80.5</b>	<b>+255</b>	<b>0</b>	<b>0</b>	<b>0</b>	<b>1</b>	<b>0</b>	<b>21</b>	<b>0</b>	<b>31/52</b>	



STEWART

## ALEX STEWART • 5-4 • Elk Grove, Calif. • Homeschooled/Purdue • 2011-12

Season	OVERALL													SPRING					FALL					Rds/Tm
	Rd	Strk	Avg.	SCIRP	S-AV	Lo	Hi	Rd	Strk	Avg.	SCIRP	Rd	Strk	Avg.	SCIRP	Win	T5	T10	T20	60	70	<P		
2011-12	36	2,657	73.8	+65	+1.8	67	80	24	1,765	73.5	+40	12	892	74.3	+25	1	3	6	6	2	32	10	34/36	



TALLEY

## EMILY TALLEY • 5-9 • Napa, Calif. • R.L. Stevenson • 2008-12

Season	OVERALL													SPRING					FALL					Rds/Tm
	Rd	Strk	Avg.	SCIRP	S-AV	Lo	Hi	Rd	Strk	Avg.	SCIRP	Rd	Strk	Avg.	SCIRP	Win	T5	T10	T20	60	70	<P		
2008-09	33	2,489	75.4	+104	+3.2	70	83	18	1,379	76.6	+80	15	1,110	74.0	+24	0	0	4	6	0	30	4	32/33	
2009-10	32	2,398	74.9	+94	+2.9	69	84	18	1,355	75.3	+62	14	1,043	74.5	+32	0	2							

# ALL-TIME PLAYER STATISTICS



## TESSA THE

5-6 • Los Altos, Calif. • Los Altos • 2010-11

Season	OVERALL										SPRING				FALL				Rds/Tm				
	Rd	Strk	Avg.	SCIRP	S-AV	Lo	Hi	Rd	Strk	Avg.	SCIRP	Rd	Strk	Avg.	SCIRP	Win	T5	T10		T20	60	70	<P
2010-11	17	1,349	79.4	+124	+7.3	72	89	8	651	81.4	+77	9	698	77.6	+47	0	0	0	1	0	11	0	2/6

THE



## MICHELLE THOMAS

5-6 • Littleton, Colo. • Heritage • 1995-99

Season	OVERALL										SPRING				FALL				Rds/Tm				
	Rd	Strk	Avg.	SCIRP	S-AV	Lo	Hi	Rd	Strk	Avg.	SCIRP	Rd	Strk	Avg.	SCIRP	Win	T5	T10		T20	60	70	<P
1995-96	24	2,000	83.3	+275	+11.5	76	90	12	1,013	84.2	+152	12	987	82.3	+123	0	0	0	1	0	4	0	22/24
1996-97	29	2,390	82.4	+296	+10.2	76	92	12	1,008	84.0	+141	17	1,382	81.3	+155	0	0	0	1	0	7	0	28/29
1997-98	30	2,430	81.0	+275	+9.2	75	87	15	1,217	81.1	+139	15	1,213	80.9	+136	0	1	1	1	0	10	0	27/30
1998-99	27	2,163	80.1	+219	+8.1	69	92	12	1,000	83.3	+136	15	1,163	77.5	+83	0	2	2	3	1	11	2	20/27
<b>TOTALS</b>	<b>110</b>	<b>8,983</b>	<b>81.7</b>	<b>+1,065</b>	<b>+9.7</b>	<b>69</b>	<b>92</b>	<b>51</b>	<b>4,238</b>	<b>83.1</b>	<b>+568</b>	<b>59</b>	<b>4,745</b>	<b>80.4</b>	<b>+497</b>	<b>0</b>	<b>3</b>	<b>3</b>	<b>6</b>	<b>1</b>	<b>32</b>	<b>2</b>	<b>97/112</b>

THOMAS



## BROOKE VAN WYK

6-0 • Littleton, Colo. • Heritage • 1997-2001

Season	OVERALL										SPRING				FALL				Rds/Tm				
	Rd	Strk	Avg.	SCIRP	S-AV	Lo	Hi	Rd	Strk	Avg.	SCIRP	Rd	Strk	Avg.	SCIRP	Win	T5	T10		T20	60	70	<P
1997-98	21	1,755	83.6	+248	+11.8	73	94	12	1,007	83.9	+145	9	748	83.1	+103	0	0	0	0	0	3	0	16/21
1998-99	8	667	83.4	+91	+11.4	77	90	5	414	82.8	+54	3	253	84.3	+37	0	0	0	0	0	0	0	4/5
1999-2000	25	2,068	82.7	+268	+10.7	74	90	14	1,160	82.9	+139	11	908	82.6	+116	0	0	0	0	0	6	0	13/23
2000-01	10	822	82.2	+102	+10.2	69	90	8	647	80.9	+71	2	175	87.5	+31	0	0	0	1	1	0	1	0/3
<b>TOTALS</b>	<b>64</b>	<b>5,312</b>	<b>83.0</b>	<b>+709</b>	<b>+11.1</b>	<b>69</b>	<b>94</b>	<b>39</b>	<b>3,228</b>	<b>82.8</b>	<b>+422</b>	<b>25</b>	<b>2,084</b>	<b>83.4</b>	<b>+287</b>	<b>0</b>	<b>0</b>	<b>0</b>	<b>1</b>	<b>1</b>	<b>9</b>	<b>1</b>	<b>33/49</b>

VAN WYK



## GILLIAN VANCE

5-5 • Lakewood, Colo. • Dakota Ridge • 2015-p

Season	OVERALL										SPRING				FALL				Rds/Tm				
	Rd	Strk	Avg.	SCIRP	S-AV	Lo	Hi	Rd	Strk	Avg.	SCIRP	Rd	Strk	Avg.	SCIRP	Win	T5	T10		T20	60	70	<P
2015-16	24	1,835	76.5	+109	+4.5	72	81	16	1,225	76.6	+78	8	610	76.3	+31	0	0	0	0	0	21	0	14/19
2016-17	19	1,489	78.4	+117	+6.2	73	88	8	641	80.1	+62	11	848	77.1	+55	0	0	1	1	0	14	0	11/17
<b>TOTALS</b>	<b>43</b>	<b>3,324</b>	<b>77.3</b>	<b>+226</b>	<b>+5.3</b>	<b>72</b>	<b>88</b>	<b>24</b>	<b>1,866</b>	<b>77.8</b>	<b>+140</b>	<b>19</b>	<b>1,458</b>	<b>76.7</b>	<b>+86</b>	<b>0</b>	<b>0</b>	<b>1</b>	<b>1</b>	<b>0</b>	<b>35</b>	<b>0</b>	<b>25/36</b>

VANCE



## NATALIE VIVALDI

5-8 • Oceanside, Calif. • Rancho Buena Vista • 2013-16

Season	OVERALL										SPRING				FALL				Rds/Tm				
	Rd	Strk	Avg.	SCIRP	S-AV	Lo	Hi	Rd	Strk	Avg.	SCIRP	Rd	Strk	Avg.	SCIRP	Win	T5	T10		T20	60	70	<P
2013-14	22	1,738	79.0	+153	+7.0	72	90	19	1,491	78.5	+125	3	247	82.3	+28	0	0	0	0	0	15	0	15/19
2014-15	31	2,441	78.7	+217	+7.0	72	89	20	1,583	79.2	+154	11	858	78.0	+63	0	0	0	0	0	21	0	21/31
2015-16	28	2,139	76.39	+123	+4.4	70	84	17	1,288	75.76	+67	11	851	77.36	+56	0	0	1	2	0	23	2	21/28
<b>TOTALS</b>	<b>81</b>	<b>6,318</b>	<b>78.00</b>	<b>+493</b>	<b>+6.1</b>	<b>70</b>	<b>90</b>	<b>56</b>	<b>4,362</b>	<b>77.89</b>	<b>+346</b>	<b>25</b>	<b>1,956</b>	<b>78.24</b>	<b>+14</b>	<b>0</b>	<b>0</b>	<b>1</b>	<b>2</b>	<b>0</b>	<b>59</b>	<b>2</b>	<b>57/78</b>

VIVALDI



## JESSICA WALLACE

5-4 • Langley, British Columbia, Canada • Walnut Grove/Pepperdine • 2010-12

Season	OVERALL										SPRING				FALL				Rds/Tm				
	Rd	Strk	Avg.	SCIRP	S-AV	Lo	Hi	Rd	Strk	Avg.	SCIRP	Rd	Strk	Avg.	SCIRP	Win	T5	T10		T20	60	70	<P
2010-11	35	2,554	73.0	+39	+1.1	66	79	20	1,474	73.7	+42	15	1,080	72.0	-3	1	6	10	11	3	32	10	35/35
2011-12	34	2,555	75.2	+110	+3.2	69	82	25	1,879	75.2	+82	9	676	75.1	+28	1	1	1	2	1	30	4	29/34
<b>TOTALS</b>	<b>69</b>	<b>5,109</b>	<b>74.0</b>	<b>+149</b>	<b>+2.2</b>	<b>66</b>	<b>82</b>	<b>45</b>	<b>3,353</b>	<b>74.5</b>	<b>+124</b>	<b>24</b>	<b>1,756</b>	<b>73.2</b>	<b>+25</b>	<b>2</b>	<b>7</b>	<b>11</b>	<b>13</b>	<b>4</b>	<b>62</b>	<b>14</b>	<b>64/69</b>

WALLACE



## SARA WARENSKI

5-4 • Libertyville, Ill. • Libertyville • 1996-2000

Season	OVERALL										SPRING				FALL				Rds/Tm				
	Rd	Strk	Avg.	SCIRP	S-AV	Lo	Hi	Rd	Strk	Avg.	SCIRP	Rd	Strk	Avg.	SCIRP	Win	T5	T10		T20	60	70	<P
1996-97	3	266	88.7	+50	+16.7	85	92	3	266	88.7	+50	—	—	—	—	0	0	0	0	0	0	0	1/3
1997-98	5	453	90.6	+93	+18.6	81	94	2	187	93.5	+43	3	266	88.7	+50	0	0	0	0	0	0	0	3/5
1998-99	3	247	82.3	+31	+10.3	78	87	—	—	—	—	3	247	82.3	+31	0	0	0	0	0	1	0	0/0
1999-2000	2	176	88.0	+32	+16.0	85	91	—	—	—	—	2	176	88.0	+32	0	0	0	0	0	0	0	0/0
<b>TOTALS</b>	<b>13</b>	<b>1,142</b>	<b>87.9</b>	<b>+206</b>	<b>+15.9</b>	<b>78</b>	<b>94</b>	<b>5</b>	<b>453</b>	<b>90.6</b>	<b>+93</b>	<b>8</b>	<b>689</b>	<b>86.1</b>	<b>+113</b>	<b>0</b>	<b>0</b>	<b>0</b>	<b>0</b>	<b>0</b>	<b>1</b>	<b>0</b>	<b>4/8</b>

WARENSKI



## KIMBER WESTBROOK

5-10 • Loveland, Colo. • Thompson Valley • 2002-04

Season	OVERALL										SPRING				FALL				Rds/Tm				
	Rd	Strk	Avg.	SCIRP	S-AV	Lo	Hi	Rd	Strk	Avg.	SCIRP	Rd	Strk	Avg.	SCIRP	Win	T5	T10		T20	60	70	<P
2002-03	4	356	89.0	+68	+17.0	87	91	—	—	—	—	4	356	89.0	+68	0	0	0	0	0	0	0	0/2
2003-04	2	198	99.0	+54	+27.0	96	102	—	—	—	—	2	198	99.0	+54	0	0	0	0	0	0	0	0/0
<b>TOTALS</b>	<b>6</b>	<b>554</b>	<b>92.3</b>	<b>+122</b>	<b>+20.3</b>	<b>87</b>	<b>102</b>	<b>—</b>	<b>—</b>	<b>—</b>	<b>—</b>	<b>6</b>	<b>554</b>	<b>92.3</b>	<b>+122</b>	<b>0</b>	<b>0</b>	<b>0</b>	<b>0</b>	<b>0</b>	<b>0</b>	<b>0</b>	<b>0/2</b>



## CATHERINE WOODS

5-8 • Denver, Colo. • Denver Christian/Pepperdine • 2005-06

Season	OVERALL										SPRING				FALL				Rds/Tm				
	Rd	Strk	Avg.	SCIRP	S-AV	Lo	Hi	Rd	Strk	Avg.	SCIRP	Rd	Strk	Avg.	SCIRP	Win	T5	T10		T20	60	70	<P
2005-06	3	241	80.3	+25	+8.3	78	83	3	241	80.3	+25	—	—	—	—	0	0	0	0	0	1	0	0/0

WOODS

WORTHINGTON



## ROBIN WORTHINGTON

5-3 • Loveland, Colo. • Thompson Valley • 2000-04

Season	OVERALL										SPRING				FALL				Rds/Tm				
	Rd	Strk	Avg.	SCIRP	S-AV	Lo	Hi	Rd	Strk	Avg.	SCIRP	Rd	Strk	Avg.	SCIRP	Win	T5	T10		T20	60	70	<P
2000-01	2	160	80.0	+16	+8.0	78	82	—	—	—	—	2	160	80.0	+16	0	0	0	0	0	1	0	0/0
2001-02	12	986	82.2	+122	+10.2	78	87	5	417	83.4	+57	7	569	81.3	+65	0	0	0	0	0	1	0	3/4
2002-03	13	1,107	85.2	+171	+13.2	74	100	9	771	85.7	+123	4	336	84.0	+48	0							

# ***COLORADO NATIONAL GOLF CLUB***



## ***CNGC STATS***

7,676 Yards

Par 72

Course Slope 141

Course Rating 75.4

Mixture of Rye and Bent Grass

Exclusive home of Colorado Golf

Five sets of boxes.  
Jay Morrish-Designed Course

Colorado Golf Practice Facility

