



COLORADO BOWL HISTORY



Colorado Bowl Scoreboard (Won 12, Lost 17)

Bowl	Opponent	Result	Attend.	Rank CU Opp	CU FD	Rushing att yds td	Passing a-c-i yds td	Tot Off no yds	Opp FD	Rushing att yds td	Passing a-c-i yds td	Tot Off no yds	TV
1938 Cotton	Rice	L 14-28	35,000	— 18	6	38 47 0	6- 1-2 8 1	44 55	20	52 254 1	20-11-2 158 3	72 412
1957 Orange	Clemson	W 27-21	72,552	20 19	16	52 279 4	4- 2-0 27 0	56 306	14	60 217 3	9- 4-2 25 0	69 242	NBC
1962 Orange	Louisiana State	L 7-25	62,391	6 4	7	16 24 0	39-12-0 105 0	55 129	19	57 234 2	18- 8-3 109 0	75 343	NBC
1967 Bluebonnet	Miami, Fla.	W 31-21	30,156	14 18	21	56 273 4	21-10-1 82 1	77 355	14	33 143 1	28-10-0 113 1	61 256	ABC
1969 Liberty	Alabama	W 47-33	50,144	— —	29	70 473 5	16- 6-3 90 0	86 563	24	46 155 3	34-14-0 212 2	80 367	ABC
1970 Liberty	Tulane	L 3-17	44,500	19 —	13	57 155 0	7- 3-1 20 0	64 175	15	52 213 2	9- 3-1 28 0	61 241	ABC
1971 Bluebonnet	Houston (N)	W 29-17	54,720	7 15	24	62 336 3	17- 7-1 62 1	79 398	19	50 219 2	25-11-1 173 0	75 392	ABC
1972 Gator	Auburn	L 3-24	71,114	13 6	14	29 63 0	33-20-2 204 0	62 267	13	58 153 1	8- 5-0 80 2	66 233	ABC
1975 Bluebonnet	Texas	L 21-38	52,728	10 9	21	51 117 1	26-17-3 177 2	77 294	15	52 171 3	5- 4-0 66 1	57 237	ABC
1977 Orange	Ohio State (N)	L 10-27	65,537	12 11	12	40 134 0	23- 8-2 137 1	63 271	21	71 271 3	7- 2-0 59 0	78 330	NBC
1985 Freedom	Washington	L 17-20	30,961	— —	15	58 190 1	10- 2-0 44 1	68 234	20	43 207 2	26-15-1 141 0	69 348	Lorimar
1986 Bluebonnet	Baylor	L 9-21	40,470	— —	12	47 83 1	14- 7-1 111 0	61 194	12	43 114 2	28-14-2 165 1	71 279	Raycom
1988 Freedom	Brigham Young (N)	L 17-20	35,941	— —	20	60 273 2	15- 5-2 64 0	75 337	23	42 152 0	28-15-1 168 2	70 320	Raycom
1990 Orange	Notre Dame (N)	L 6-21	81,191	1 4	16	46 217 1	13- 4-2 65 0	59 282	18	52 279 3	9- 5-0 99 0	61 378	NBC
1991 Orange	Notre Dame (N)	W 10- 9	77,062	1 5	19	54 186 1	19- 9-0 109 0	73 295	18	35 123 1	31-13-3 141 0	66 264	NBC
1991 Blockbuster	Alabama (N)	L 25-30	52,644	15 8	8	30 -11 1	30-11-1 210 2	60 199	19	64 153 0	17-12-1 154 3	81 307	CBS
1993 Fiesta	Syracuse	L 22-26	70,224	10 6	19	31 153 1	43-17-3 217 2	74 370	15	44 201 2	12- 5-1 64 0	56 265	NBC
1993 Aloha	Fresno State	W 41-30	44,009	17 24	19	46 271 4	15- 8-0 124 0	61 395	32	25 3 1	63-37-1 523 2	88 526	ABC
1995 Fiesta	Notre Dame	W 41-24	73,968	4 —	18	39 246 4	21-12-0 226 1	60 472	22	45 149 0	35-18-1 259 3	80 408	NBC
1996 Cotton	Oregon	W 38- 6	58,214	7 12	16	41 170 3	27-12-2 143 2	68 313	16	29 96 0	44-21-2 162 0	73 258	CBS
1996 Holiday	Washington (N)	W 33-21	54,749	8 13	24	30 43 0	45-25-0 371 3	75 414	18	37 138 2	37-21-1 203 0	74 341	ESPN
1998 Aloha	Oregon	W 51-43	34,803	— 21	13	35 176 0	24-12-0 221 4	59 397	27	35 79 4	46-24-1 456 2	81 535	ABC
1999 Insight.com	Boston College	W 62-28	35,762	— 25	29	50 347 4	27-16-1 176 1	77 523	12	35 96 1	35-14-3 159 1	70 255	ESPN
2002 Fiesta	Oregon	L 16-38	74,118	3 2	20	31 49 1	47-24-3 279 1	78 328	22	28 150 1	42-28-1 350 4	70 500	ABC
2002 Alamo	Wisconsin (N) (OT)	L 28-31	50,690	14 —	13	44 123 1	18- 9-3 77 2	62 200	21	51 193 2	24-12-1 163 2	75 356	ESPN
2004 Houston	Texas-El Paso	W 33-28	27,235	— —	23	44 157 1	33-24-0 333 2	77 490	19	27 34 2	42-22-2 328 2	69 362	ESPN
2005 Champ Sports	Clemson (N)	L 10-19	31,470	— 23	10	29 17 0	24-11-0 107 1	53 124	17	38 160 2	29-21-1 205 0	67 365	ESPN
2007 Independence	Alabama (N)	L 24-30	47,043	— —	19	28 75 0	40-24-2 322 3	68 397	22	37 132 0	32-19-1 256 3	69 388	ESPN
2016 Alamo	Oklahoma St. (N)	L 8-38	59,815	10 12	18	29 62 1	38-22-1 256 0	67 318	24	41 189 2	33-23-0 338 3	74 527	ESPN

BOWL GAME MOST VALUABLE PLAYERS

BOWL GAME RECORDS INVOLVING COLORADO

TEAM

Most Points Scored, First Half—45, Colorado vs. Boston College, 1999 Insight.com Bowl

Most First Downs Rushing, Both Teams—36, Colorado (24) vs. Alabama (12), 1969 Liberty Bowl

1938 Cotton	Byron White, B	1996 Cotton	Herchell Troutman, TB
1967 Bluebonnet	Bobby Anderson, QB		Marcus Washington, CB
1969 Liberty	Bobby Anderson, TB	1996 Holiday	Koy Detmer, QB
1971 Bluebonnet	Charlie Davis, TB		Nick Ziegler, DE
1972 Gator	Mark Cooney, DT	1998 Aloha	Mike Moschetti, QB
1985 Freedom	Barry Helton, P	1999 Insight.com	Cortlen Johnson, TB
1986 Bluebonnet	Mark Hatcher, QB		Jashon Sykes, ILB
1988 Freedom	Eric Bieniemy, TB	2002 Fiesta	*Roman Hollowell, WR
1990 Orange	Darian Hagan, QB	2002 Alamo	*Zac Colvin, QB
1991 Orange	Charles S. Johnson, QB	2004 Houston	Joel Klatt, QB
1993 Aloha	Rashaan Salaam, TB		Tom Hubbard, FS
1995 Fiesta	Kordell Stewart, QB		
	Shannon Clavelle, DT		

(*—Sportsmanship Award)

ALL-TIME BOWL APPEARANCES

1. Alabama	71	16. Auburn	44	30. Iowa	33
2. Texas	56	17. Arkansas	42	30. Oregon	33
2. Georgia	56	18. Miami, Fla.	41	30. Virginia Tech	33
4. Southern California	55	18. Texas A&M	41	34. Arizona State	32
5. Nebraska	53	20. Washington	39	34. N.C. State	32
5. Oklahoma	53	21. Texas Tech	38	36. Wisconsin	31
5. Tennessee	53	21. Notre Dame	38	37. Oklahoma State	30
8. Louisiana State	52	23. Mississippi	37	37. Stanford	30
9. Ohio State	51	23. West Virginia	37	39. Colorado	29
10. Penn State	50	23. Brigham Young	37	39. Michigan State	29
11. Michigan	48	26. UCLA	36	41. Air Force	27
12. Florida State	47	27. Pittsburgh	35	41. Houston	27
13. Clemson	46	28. TCU	34	41. Maryland	27
14. Georgia Tech	45	28. North Carolina	34		
14. Florida	45	30. Missouri	33		



1938 COTTON BOWL

Jan. 1, 1938 at Dallas, Texas

Rice 28
Colorado 14

In Colorado's first bowl appearance ever, the Buffaloes fell short to Rice 28-14, in the second annual Cotton Bowl. Other than the Rose Bowl, which began in 1902, bowls were relatively new in college football, as the Orange and Sugar came on the scene in 1935 and then the Cotton in 1937, with those four games considered the cream of the crop for the next 50 years.

The Buffs, champions of the Rocky Mountain Conference with an 8-0 overall record, were heavy underdogs ("4 to 1" according to newspaper articles at the time) to the Southwest Conference champion Owls, who entered the game with a 5-3-2 mark, but 5-1-1 down the stretch of the season.

It was a one-man show for both teams, as All-Americans Byron "Whizzer" White (Colorado) and Ernie Lain (Rice) dominated for their respective squads. White was involved in both Colorado scores and Lain in all four Owl touchdowns.


CU sprinted to a 14-0 advantage in the first quarter, when White threw an eight-yard touchdown pass to Joe Antonio for the first TD, and then returned an interception 47 yards for a score five minutes later. Rice battled back and scored 21 second-quarter points to take a 21-14 lead at the half. Lain threw two touchdown passes and ran for another score.

The Owls, also called the "Feathered Flock" at the time, added the game's final score in the middle of the third quarter when Frank Steen caught an 11-yard pass from Lain. One of the major differences in the game came down to offensive

style, as the passing game was much further along in the southwest and it showed in the statistics, as Rice had 158 yards passing as compared to just eight for Colorado.

Still, accounts at the time in the newspapers in both Colorado and Texas praised the CU effort, and Buff coach Bunnie Oakes blamed the outcome on CU's quick start. He told the team and reporters that things might have turned out differently had CU not gone up 14-0 and then relaxed, figuring it was easy to score. But Rice's only two turnovers had set up both Colorado scores, and the Owls didn't punt until their first series of the second half.

Lain and White were both named the outstanding players of the game.



Byron White

Colorado.....	14	0	0	0	—	14
Rice	0	21	7	0	—	28

CU—Antonio 8 pass from White (White kick)	7- 0	8:00	1Q
CU—White 47 interception return (White kick)	14- 0	3:00	1Q
Rice—Schuehle 13 pass from Lain (Vestal kick)	14- 7	14:00	2Q
Rice—Lain 3 run (Vestal kick)	14-14	9:00	2Q
Rice—Cordill 37 pass from Lain (Vestal kick)	14-21	3:00	2Q
Rice—Steen 11 pass from Lain (Vestal kick)	14-28	7:00	3Q

Attendance: 35,000
Time: N/A
Weather: 50 degrees, clear skies

TEAM STATISTICS

	COLORADO	RICE
First Downs.....	6	20
Third Down Efficiency.....	3-11	5-12
Fourth Down Efficiency.....	0-1	0-0
Rushes—Net Yards.....	38-47	52-254
Passing Yards.....	8	158
Passes (Att-Comp-Int).....	6-1-2	20-11-2
Total Offense.....	55	412
Return Yards.....	60	64
Punts: No-Average.....	9-41.2	3-20.0
Fumbles: No-Lost.....	2-0	3-1
Penalties/Yards.....	3/15	9/65
Quarterback Sacks—Yards.....	N/A	N/A
Time Possession.....	N/A	N/A

INDIVIDUAL STATISTICS

Rushing—Colorado: White 23-54, Cheney 9-19, Antonio 2-4, Hill 1-1, Reeves 1-minus 5, Hickey 2-minus 26. **Rice:** Lain 14-78, Vickers 13-55, Cordill 7-44, Schuehle 4-25, Neece 3-18, Sullivan 4-13, Coffee 4-13, Rogers 1-4, Hancock 1-13, Mechler 1-2.

Passing—Colorado: White 5-1-2, 8; Reeves 1-0-0, 0. **Rice:** Lain 12-8-1, 123; Vickers 6-3-0, 35; Sullivan 1-0-0, 0; Coffee 1-0-1, 0.

Receiving—Colorado: Antonio 1-8. **Rice:** Steen 4-57, Cordill 3-60, Hager 2-16, Schuehle 1-13, Williams 1-12.

Punting—Colorado: White 8-41.6, Reeves 1-38.0. **Rice:** Vickers 1-38.0, Sullivan 2-11.0.

Punt Returns—Colorado: Reeves 1-10, White 1-0. **Rice:** Sullivan 4-39, Neece 1-13, Cordill 2-9, Coffee 2-minus 4.

Kickoff Returns—Colorado: White 3-65. **Rice:** Vickers 1-24, Schuehle 1-16, Hancock 1-8.

Interceptions—Colorado: White 1-47, Grove 1-3. **Rice:** Flowers 2-7.

Tackle Leaders—N/A.

1957 ORANGE BOWL

Jan. 1, 1957 at Miami, Fla.

Colorado 27
Clemson 21

Big Seven runner-up Colorado stormed out of the chute and had Atlantic Coast champion Clemson down 20-0 at the half as 72,552 fans yawned and went for refreshments at the 23rd Orange Bowl Classic.

But a lot of those drinks were spilled in the second half as Clemson rallied to take a 21-20 lead in the final period before the resurgent Buffs buckled up and drove for the winning score to take their first bowl triumph in history by a 27-21 score.

Fumbles, eight of them, three lost to Clemson, were a nemesis Colorado managed to overcome in the school's first national television appearance in history. One at the goal line at the end of the first half perhaps prevented CU being able to put the game away, and one on its own 27 with three minutes remaining in the game gave the Tigers one last shot to pull out the win.

Dal Ward's Buffaloes got first half touchdowns from John Bayuk, Howard Cook and Boyd Dowler to take the seemingly safe 20-point halftime lead. But Frank Howard's Tigers roared back to go ahead by 21-20 with 11:12 left in the game on a one-yard run by fullback Bob Spooner.



But the Buffs sucked it up and drove 53 yards for the winning score after a Clemson onside kick attempt following the score had failed. Eddie Dove carried four times and Bayuk three in the drive, with Bayuk getting the TD from the one-yard line with 7:13 left to play. Ellwin Indorf's kick gave CU what proved to be the winning margin.

With less than three minutes to go and facing a 2nd-and-9 on the Buff 26, Clemson's Charlie Bussey was intercepted at the 17 by Bob Stransky, nailing down the decision for the Buffs.

Colorado.....	0	20	0	7	—	27
Clemson.....	0	0	14	7	—	21

CU—Bayuk 2 run (Indorf kick)	7- 0	9:08	2Q
CU—Dowler 6 run (Cook kick)	14- 0	6:53	2Q
CU—Cook 26 run (kick failed)	20- 0	4:02	2Q
Clemson—Wells 3 run (Bussey kick)	20- 7	6:07	3Q
Clemson—Wells 58 run (Bussey kick)	20-14	0:27	3Q
Clemson—Spooner 1 run (Bussey kick)	20-21	11:12	4Q
CU—Bayuk 1 run (Indorf kick)	27-21	7:13	4Q

Attendance: 72,552
Time: N/A
Weather: 75 degrees, clear skies, 5 mph winds (S)

TEAM STATISTICS

	COLORADO	CLEMSON
First Downs.....	16	14
Third Down Efficiency.....	3-10	9-19
Fourth Down Efficiency.....	1-1	1-2
Rushes—Net Yards.....	52-279	60-217
Passing Yards.....	27	25
Passes (Att-Comp-Int).....	4-2-0	9-4-2
Total Offense.....	306	242
Return Yards.....	76	5
Punts: No-Average.....	5-36.6	7-37.9
Fumbles: No-Lost.....	8-3	0-0
Penalties/Yards.....	5/55	4/40
Quarterback Sacks—Yards.....	N/A	N/A
Time Possession.....	N/A	N/A

INDIVIDUAL STATISTICS

Rushing—Colorado: Bayuk 23-121, Stransky 7-59, Dove 6-36, Cook 6-35, Dowler 6-16, Herbst 1-7, Becker 1-4, Morley 2-1. **Clemson:** Wells 18-125, Spooner 18-65, Hayes 9-28, Coleman 5-10, Lawrence 2-3, Horne 1-0, Dukes 1-0, Bussey 4-minus 4, Turbeville 2-minus 10.

Passing—Colorado: Morley 1-1-0, 18; Stransky 1-1-0, 9; Cook 1-0-0, 0; Dowler 1-0-0, 0. **Clemson:** Bussey 8-3-2, 9; Turbeville, 1-1-0, 16.

Receiving—Colorado: Clarke 1-18, Dowler 1-9. **Clemson:** Lawrence 1-16, Smith 1-16, Horne 2-minus 7.

Punting—Colorado: Stransky 1-44.0, Dowler 4-34.8. **Clemson:** Turbeville 4-30.5, Bussey 3-47.7.

Punt Returns—Colorado: Stransky 1-15, Dove 1-8. **Clemson:** Coleman 1-5.

Kickoff Returns—Colorado: Stransky 1-24, Dowler 1-12. **Clemson:** Wells 2-34, Coleman 1-15.

Interceptions—Colorado: Stransky 2-53. **Clemson:** none.

Tackle Leaders—N/A.



1962 ORANGE BOWL

Jan. 1, 1962 at Miami, Fla.

Louisiana State 25

Colorado 7

Jittery Big Eight champion Colorado was out-classed by Louisiana State's smooth football hordes, and the Buffaloes lost a 25-7 decision in the 28th Orange Bowl Classic before 62,391 onlookers.

Coach Paul Dietzel's Southeast Conference champions built up a 5-0 first quarter lead on field goal and a safety scored when Gary Kinchen blocked a Charlie McBride punt out of the end zone. Colorado came back to grab a 7-5 lead on Buff defender Loren Schweninger's 59-yard pass interception return for a score early in the second quarter.

But the Tigers then methodically dismantled the Buffaloes, and though down by only four at halftime, one had the feeling that the struggling CU offense might not be able to get going in the second half. Colorado had only three plays, for as many yards, in the first quarter, and ran just 17 for 48 in the first half.

LSU took the lead for good in the second quarter, marching 82 yards for the score with Chuck Crawford going in from the one with 8:57 left in the first half to give the Tigers an 11-7 margin that held until the half. The Tigers scored twice quickly in the third quarter to put the game away, going 43 yards after a poor 18-yard punt and blocking another McBride punt for a touchdown just as the period ended.

Sonny Grandelius' Buffs managed only 129 yards in

total offense against the LSU "Chinese Bandit" defense, while the Tigers earned 315 yards. CU had come into the game with a 9-1 mark, losing only to Utah and winning all seven Big Eight games to claim its first league crown.

Colorado.....	0	7	0	0	—	7
Louisiana State	5	6	14	0	—	25

LSU—Harris 30 FG	0- 3	6:59	1Q
LSU—Safety, Kinchen blocked punt out of end zone	0- 5	4:43	1Q
CU—Schweninger 59 interception return (Hillebrand kick)	7- 5	12:54	2Q
LSU—Crawford 1 run (run failed)	7-11	8:57	2Q
LSU—Field 9 run (Harris kick)	7-18	10:34	3Q
LSU—Sykes recovered blocked punt in end zone (Harris kick)	7-25	0:26	3Q

Attendance: 62,391

Time: N/A

Weather: 67 degrees, humid, clear skies, 10 mph winds (SW)

TEAM STATISTICS

	COLORADO	LOUISIANA STATE
First Downs.....	7	19
Third Down Efficiency.....	3-16	10-16
Fourth Down Efficiency.....	1-4	1-1
Rushes—Net Yards.....	16-24	57-206
Passing Yards.....	105	109
Passes (Att-Comp-Int).....	39-12-0	18-8-3
Total Offense.....	129	315
Return Yards.....	77	0
Punts: No-Average.....	8-22.1	4-33.8
Fumbles: No-Lost.....	2-1	2-1
Penalties/Yards.....	5/35	7/65
Quarterback Sacks—Yards.....	N/A	N/A
Time Possession.....	N/A	N/A

INDIVIDUAL STATISTICS

Rushing—Colorado: Schweninger 5-9, Weidner 1-6, Mavity 3-4, Woods 4-3, Harris 3-2. **LSU:** Gros 10-55, Field 8-36, Harris 6-26, Stovall 5-24, Amedee 9-20, Cranford 9-20, Wilkins 6-19, Campbell 3-6, Neck 1-0.

Passing—Colorado: Weidner 36-11-0, 98; Montera 3-1-0, 7. **LSU:** Amedee 12-6-2, 88; Field 6-2-1, 21.

Receiving—Colorado: Hillebrand 4-52, Meadows 3-24, Mavity 2-15, Schweninger 2-7, Coleman 1-7. **LSU:** Wilkins 3-58, Campbell 3-30, Harris 1-14, Stovall 1-7.

Punting—Colorado: McBride 6-28.5 (38 long), Team 2-0. **LSU:** Stovall 4-33.8 (49 long).

Punt Returns—Colorado: Crabb 1-9, Woods 1-1. **LSU:** Harris 1-0.

Kickoff Returns—Colorado: Harris 2-27, Woods 1-17. **LSU:** Campbell 1-18, Harris 1-17.

Interceptions—Colorado: Schweninger 1-59, Harris 1-8, Crabb 1-0. **LSU:** none.

Tackle Leaders—N/A.



1967 BLUEBONNET BOWL

Dec. 31, 1967 at Houston, Texas

Colorado 31

Miami, Fla. 21

Sophomore quarterback Bobby Anderson ignored a painful ankle injury and ignited Colorado's 31-21 victory over Miami, Fla. at Rice Stadium in the 9th annual Bluebonnet Bowl.

One of the more entertaining games of the '67 bowl season, there were five lead changes and neither team had a two-score lead until Wilmer Cooks put the game away with a 2-yard touchdown run with just 62 seconds to play.

Anderson, the 19-year-old Boulder-bred signal caller, led the Buffaloes on an 80-yard TD march in the third period to give the Herd a 17-14 lead. Then, after the Hurricanes recaptured the lead on the first play of the fourth quarter, Anderson sped 38 yards for a touchdown with 6:55 left in the game to put CU back ahead by 24-21. Anderson then took the Buffs 34 yards for the clinching score with 1:02 to play (Cooks' run) after Isaac Howard had picked off a Miami pass at the Hurricane 43-yard line and returned it nine yards..

The Buffs opened the scoring on a 7-yard run by Larry Plantz with just under five minutes left in the first quarter, as it took CU just two plays to capitalize on a Miami fumble. The Hurricanes answered that score on their next possession, and then took a 14-7 lead on a 77-yard interception return for a touchdown by Jimmy Dye.

Anderson was the com-

plete player in winning game MVP honors, running for 108 yards on 17 carries, scoring two touchdowns, and completing 5-of-10 passes for 49 yards. Oddly, Anderson did not start the game, giving way to fleet Dan Kelly because of his bothersome ankle. Bobby entered the game in the second period after Miami went in front.

Colorado.....	7	3	7	14	—	31
Miami, Fla.	0	14	0	7	—	21

CU—Plantz 7 run (Farler kick)	7- 0	4:46	1Q
Miami—Mira 2 run (Harris kick)	7- 7	14:12	2Q
Miami—Dye 77 interception return (Harris kick)	7-14	5:46	2Q
CU—Farler 31 FG	10-14	0:07	2Q
CU—B.Anderson 2 run (Bartelt kick)	17-14	11:11	3Q
Miami—Daanen 9 pass from Miller (Harris kick)	17-21	14:55	4Q
CU—B.Anderson 38 run (Farler kick)	24-21	6:55	4Q
CU—Cooks 2 run (Farler kick)	31-21	1:02	4Q

Attendance: 30,156

Time: N/A

Weather: 53 degrees, clear skies, 9 mph winds (NNW)

TEAM STATISTICS

	COLORADO	MIAMI, FLA.
First Downs.....	21	14
Third Down Efficiency.....	7-15	2-12
Fourth Down Efficiency.....	0-0	2-2
Rushes—Net Yards.....	56-283	33-120
Passing Yards.....	82	113
Passes (Att-Comp-Int).....	21-10-1	28-10-2
Total Offense.....	365	233
Return Yards.....	33	72
Punts: No-Average.....	3-32.5	7-37.7
Fumbles: No-Lost.....	2-0	2-1
Penalties/Yards.....	2/10	9/75
Quarterback Sacks—Yards.....	2-15	5-48
Time Possession.....	34:39	25:21

INDIVIDUAL STATISTICS

Rushing—Colorado: B.Anderson 17-108, Cooks 17-74, Plantz 7-56, Kelly 12-38, Farler 3-minus 3. **Miami:** Acuff 8-38, Opalsky 12-38, Olivo 8-25, Miller 1-11, McGee 1-6, Mira 3-2.

Passing—Colorado: Kelly 11-5-1, 33; B.Anderson 10-5-0, 49. **Miami:** Miller 14-5-2, 75; Olivo 14-5-0, 38.

Receiving—Colorado: Huber 6-52, Pruitt 2-26, Corson 1-5, Plantz 1-1. **Miami:** Daanen 4-56, Cox 2-29, McGee 2-14, Smith 1-11, Acuff 1-3.

Punting—Colorado: B.Anderson 7-34.9, Kelly 1-24.0. **Miami:** Collins 7-37.7.

Punt Returns—Colorado: D.Anderson 1-12, Greer 2-12. **Miami:** Robinson 1-minus 5.

Kickoff Returns—Colorado: Plantz 1-26, Kuxhaus 1-15. **Miami:** Acuff 5-76, Russo 1-15, Opalsky 0-49 (lateral).

Interceptions—Colorado: Howard 1-9, Greer 1-0. **Miami:** Dye 1-77.

Tackle Leaders—Colorado: Bynum 13,2—15; Bosch 10,2—12; Greer 8,4—12; D.Anderson 7,4—11. **Miami:** Hendricks 9,8—17; Tatarek 7,2—9; Dye 6,3—9; Barnett 7,1—8.





1969 LIBERTY BOWL

Dec. 13, 1969 at Memphis, Tenn.

Colorado 47
Alabama 33

All-American tailback Bobby Anderson and his herd of Bison stampeded into Memphis and outslugged Alabama, 47-33, before 50,042 fans and a nationwide television audience in the 11th annual Liberty Bowl.

The 80 combined points by the teams marked the most ever scored in a major bowl game, and the second most at the time in any NCAA postseason game, surpassed only by the 91 points scored in the 1968 Tangerine Bowl (a 49-42 Richmond win over Ohio U.).

Anderson, a bullish 6-0, 208-pounder, capped his All-America campaign by rushing for a Liberty Bowl record 254 yards and scoring three touchdowns. It gave him a total of 5,017 yards in total offense for his career and enabled him to become the first Big Eight player ever to hit the 5,000-yard mark for a career, including bowl games.

Fullback Ward Walsh scored twice on short runs, Dave Haney kicked a 30-yard field goal, Anderson scored from the two, and Steve Engel and Bob Masten collaborated on a 91-yard kickoff return as CU stormed to a 31-19 halftime lead. The Crimson Tide rallied to

take a 33-31 lead with two third quarter touchdowns, but CU blitzed 'Bama for 16 unanswered points in the final stanza to post the win.

Defensively, the Buffaloes harassed two Tide quarterbacks all afternoon, posting eight sacks, several knock-downs and seven pass deflections. End Bill Brundige was in on five sacks for 41 yards in losses.

It was the only match up between college coaching legends, as Eddie Crowder's Buffaloes prevailed over Paul "Bear" Bryant's Crimson Tide. It was a classic, as 'Bama stormed back from 17- and 12-point deficits, but CU's resiliency won out.

A total of 16 new Liberty bowl records were set in the long and exciting afternoon in Memphis Memorial Stadium before the ABC-TV cameras.


Colorado.....	10	21	0	16	—	47
Alabama.....	0	19	14	0	—	33

CU—Walsh 13 run Haney kick)	7- 0	11:36	1Q
CU—Haney 30 FG	10- 0	4:54	1Q
CU—Anderson 3 run (Haney kick)	17- 0	12:38	2Q
Alabama—Hunter 31 run (Buck kick)	17- 7	10:13	2Q
Alabama—Ranager 6 run (pass failed)	17-13	4:49	2Q
CU—Walsh 15 run (Haney kick)	24-13	2:38	2Q
Alabama—Musso 2 run (run failed)	24-19	1:01	2Q
CU—Engel 91 kickoff return (Haney kick)	31-19	0:46	2Q
Alabama—Langston 55 pass from Hayden (Buck kick)	31-26	13:39	3Q
Alabama—Musso 10 pass from Hayden (Buck kick)	31-33	7:47	3Q
CU—Anderson 2 run (Haney kick)	38-33	10:57	4Q
CU—Safety, Hayden tackled in end zone by Brundige and Orvis	40-33	2:48	4Q
CU—Anderson 3 run (Haney kick)	47-33	0:45	4Q

Attendance: 50,042

Time: N/A

Weather: 55 degrees, clear skies, 15 mph winds (SW)



TEAM STATISTICS

	COLORADO	ALABAMA
First Downs.....	29	24
Third Down Efficiency.....	5-13	6-17
Fourth Down Efficiency.....	2-3	1-2
Rushes—Net Yards.....	70-473	46-155
Passing Yards.....	90	212
Passes (Att-Comp-Int).....	16-6-3	34-14-0
Total Offense.....	563	367
Return Yards.....	18	5
Punts: No-Average.....	2-37.5	7-41.0
Fumbles: No-Lost.....	3-2	2-0
Penalties/Yards.....	8/94	2/24
Quarterback Sacks—Yards.....	8-68	1-1
Time Possession.....	30:57	29:03

INDIVIDUAL STATISTICS

Rushing—Colorado: Anderson 35-254, Bratten 19-111, Walsh 12-59, Whitaker 1-43, Engel 2-4, Dal Porto 1-2. **Alabama:** Musso 23-107, Seay 7-53, Hunter 4-7, Ranager 1-6, Jilleba 1-2, Sawyer 1-minus 5, Hayden 9-minus 15.

Passing—Colorado: Bratten 11-3-3, 49; Anderson 4-3-0, 41; Robert 1-0-0, 0. **Alabama:** Hayden 21-8-0, 164; Hunter 13-6-0, 48.

Receiving—Colorado: Masten 2-35, Dal Porto 2-29, Pruett 1-15, Huber 1-11. **Alabama:** Bailey 3-43, Musso 3-22, Langston 2-64, Seay 2-20, Sawyer 1-33, Doran 1-26, Ranager 1-9, Jilleba 1-minus 5.

Punting—Colorado: Robert 2-37.5. **Alabama:** Mann 7-41.0.

Punt Returns—Colorado: Harris 1-13, Murphy 1-5. **Alabama:** Sasser 1-5.

Kickoff Returns—Colorado: Engel 3-122, Riegel 2-38, Murphy 1-28, Anderson 1-23, Masten 1-11. **Alabama:** Moore 3-50, Ranager 2-54, Musso 2-23, Wilder 1-0.

Interceptions—Colorado: none. **Alabama:** Gilbert 1-0, James 1-0, Williams 1-0.

Tackle Leaders—Colorado: Brundige 6,9—15; Collins 3,11—14; Irwin 4,7—11; Ogle 1,10—11; Orvis 2,7—9; Blanchard 2,7—9. **Alabama:** Samples 3,13—16; Duke 4,10—14; Gilbert 4,10—14; Parkhouse 2,11—13.

1970 LIBERTY BOWL

Dec. 12, 1970 at Memphis, Tenn.

Tulane 17
Colorado 3

Hungry Tulane ruined Colorado's return to the Liberty Bowl and the Green Wave walked off with a stunning 17-3 upset of the Buffs as 44,640 fans shivered in the cold at the 12th annual event at Memphis Memorial Stadium.

Colorado, playing without injured quarterback Jim Bratten, and going with sophomore Paul Arendt, mounted little offense and fell to the emotional Tulane effort. CU had come into the game with just a 6-4 record, but had upset powers Penn State and Sugar Bowl-bound Air Force during the season. Tulane used the win to improve to 8-4 on the year and added CU to the list of impressive teams it had beaten, including Georgia, Illinois, North Carolina and Miami, Fla.

CU's only points came on a 32-yard second quarter field goal from Dave Haney as the Buffs managed only 175 yards in total offense after leading the Big Eight with a per-game average of almost 425 yards. Tulane's David Abercrombie returned a second half kickoff 66 yards and scored himself on runs of two and four yards to cap drives that broke a 3-3 halftime tie and sent Tulane to its eighth win of the year. Linebacker Rick Kingrea set up the second tally with a 44-yard interception return off Arendt in the final period.

The game was a total contrast to the '69 Liberty Bowl, where CU and Alabama combined for 80 points and 930 yards. This affair saw just 20 points make it to the scoreboard on just 416 yards of offense.

Colorado.....	0	3	0	0	—	3
Tulane.....	3	0	7	7	—	17

Tulane—Gibson 19 FG	0- 3	1:36	1Q
CU—Haney 32 FG	3- 3	8:08	2Q
Tulane—Abercrombie 2 run (Gibson kick)	3-10	13:18	3Q
Tulane—Abercrombie 4 run (Gibson kick)	3-17	8:04	4Q

Attendance: 44,640

Time: N/A

Weather: 37 degrees, clear skies, 10-15 mph winds (N)

TEAM STATISTICS

	COLORADO	TULANE
First Downs.....	13	15
Third Down Efficiency.....	7-16	4-14
Fourth Down Efficiency.....	0-1	0-2
Rushes—Net Yards.....	57-155	52-213
Passing Yards.....	20	28
Passes (Att-Comp-Int).....	7-3-1	9-3-1
Total Offense.....	175	241
Return Yards.....	28	56
Punts: No-Average.....	7-42.9	6-38.5
Fumbles: No-Lost.....	4-1	4-0
Penalties/Yards.....	5/52	5/39
Quarterback Sacks—Yards.....	2-14	3-29
Time Possession.....	32:08	27:52

INDIVIDUAL STATISTICS

Rushing—Colorado: Arendt 29-65, Tarver 11-54, Walsh 8-26, Keyworth 6-16, Branch 1-4, Stearns 1-minus 2, Brunson 1-minus 8. **Tulane:** Abercrombie 25-128, Marshall 13-87, Corn 1-4, Lachaussee 2-3, LeBlanc 1-2, M.Walker 10-minus 11.

Passing—Colorado: Arendt 7-3-1, 20. **Tulane:** Walker 8-3-1, 28; Lachaussee 1-0-0, 0.

Receiving—Colorado: Dal Porto 2-17, Masten 1-3. **Tulane:** Barrios 2-34, Abercrombie 1-minus 6.


Punting—Colorado: Stearns 7-42.9 (56 long). **Tulane:** Sanders 6-38.5 (44 long).

Punt Returns—Colorado: none. **Tulane:** Bullard 1-7, Williams 1-7, Murphy 2-minus 2.

Kickoff Returns—Colorado: Branch 4-80. **Tulane:** Abercrombie 1-66, Ewing 1-22.

Interceptions—Colorado: Murphy 1-28. **Tulane:** Kingrea 1-44.

Tackle Leaders—Colorado: Smith 8,3—11; Stavelly 8,2—10; Ogle 5,5—10; Murphy 7,0—7; Drake 6,1—7; Irwin 6,1—7. **Tulane:** Hester 7,8—15; Kingrea 9,3—12; J.Walker 7,2—9; Stark 6,3—9; Young 6,3—9.





1971 BLUEBONNET BOWL

Dec. 31, 1971 at Houston, Texas

Colorado 29

Houston 17

Colorado sophomore tailback Charlie Davis returned to his hometown and ripped host Houston for a whopping 202 yards on 37 carries as the Buffs whipped the Cougars, 29-17, in the 13th annual Astro-Bluebonnet Bowl Classic at the Astrodome.

Davis scored twice and was a one-man show in the first half. CU took a 23-14 lead into the dressing rooms. CU marched 70 yards in nine plays on the games first possession, and thanks to a 27-yard run by Davis, took a 7-0 lead less than four minutes into the game. After a pair of Robert Newhouse runs spotted Houston a 14-7 after the first quarter, but CU answered with a 16-point second quarter. A touchdown pass of five yards from Ken Johnson to Larry Brunson, a 32-yard field goal by J. B. Dean, and another TD run by Davis enabled the Buffs to take the nine-point halftime lead.

Houston, behind the running of Newhouse, roared back to narrow the margin to 23-17 with 2:16 left in the third quarter as Mike Terrell kicked a 29-yard field goal. Newhouse, who lost out to Davis for the game's MVP

Award, had 168 yards on 35 carries and also scored twice.

Safety John Stearns was a Colorado hero in the fourth period, making the gutsiest fourth down play in school history. On a fourth-and-9 from the Buff 10, he surprised everyone, including the Buff coaching staff, by sprinting 12 yards for a crucial first down after Houston had turned the momentum around and nar-

rowed the margin to just a touchdown on the Terrell field goal. Stearns then knocked down a sure TD pass on fourth down with the Cougars at the CU nine. The Buffs turned that one around and marched for the clinching tally with 3:48 left in the game.

CU finished the season with a 10-2 mark, its only setbacks coming at the hands of national champion Nebraska and to No. 2 Oklahoma. In the Associated Press poll, the Buffs rose to No. 3 in the final balloting with the victory over No. 15 Houston (9-3), marking the first and only time one conference had three schools finish 1-2-3.

Colorado.....	7	16	0	6	—	29
Houston.....	14	0	3	0	—	17

CU—Davis 27 run (Dean kick)	7- 0	11:24	1Q
Houston—Newhouse 2 run (Terrell kick)	7- 7	5:22	1Q
Houston—Newhouse 3 run (Terrell kick)	7-14	1:14	1Q
CU—Brunson 5 pass from Johnson (kick failed)	13-14	13:20	2Q
CU—Dean 32 FG	16-14	5:03	2Q
CU—Davis 1 run (Dean kick)	23-14	1:13	2Q
Houston—Terrell 29 FG	23-17	2:16	3Q
CU—Johnson 1 run (pass failed)	29-17	3:48	4Q

Attendance: 54,720

Time: 3:06

Weather: 72 degrees in controlled environment (played in the Astrodome)

TEAM STATISTICS

	COLORADO	HOUSTON
First Downs.....	24	19
Third Down Efficiency.....	12-18	6-15
Fourth Down Efficiency.....	1-1	3-6
Rushes—Net Yards.....	62-333	50-219
Passing Yards.....	62	173
Passes (Att-Comp-Int).....	17-7-1	25-11-1
Total Offense.....	395	392
Return Yards.....	0	0
Punts: No-Average.....	3-32.0	2-37.5
Fumbles: No-Lost.....	4-0	2-2
Penalties/Yards.....	7/52	2/47
Quarterback Sacks—Yards.....	1-5	0-0
Time Possession.....	N/A	N/A

INDIVIDUAL STATISTICS

Rushing—Colorado: Davis 37-202, Johnson 16-81, Tarver 6-22, Branch 1-13, Stearns 1-12, Matthews 1.3. **Houston:** Newhouse 35-168, Mozisek 11-43, Mullins 4-8.

Passing—Colorado: Johnson 16-6-1, 51; Branch 1-1-0, 11. **Houston:** Mullins 25-11-1, 173.

Receiving—Colorado: Nichols 2-28, Brunson 2-16, Masten 1-14, Davis 1-3, Branch 1-1. **Houston:** Orchin 6-94, Odums 4-51, Stanley 1-28.

Punting—Colorado: Stearns 3-32.0 (39 long). **Houston:** H.oberts 2-37.5 (41 long).

Punt Returns—Colorado: none. **Houston:** none.

Kickoff Returns—Colorado: Branch 2-45, Brunson 1-11, Nichols 1-9. **Houston:** Newhouse 3-29, Orchin 1-13, W.Roberts 1-13, Johnson 1-9.

Interceptions—Colorado: Foster 1-0. **Houston:** Hamrick 1-0.

Tackle Leaders—Colorado: Drake 8,2—10; Taibi 8,2—10; Magrum 7,3—10; Orvis 5,5—10; Havens 4,2—6; Stearns 4,1—5; Bryant 4,1—5. **Houston:** Brezina 7,3—10; Ditta 8,1—9; Stohler 8,1—9; Bolin 4,5—9; Branstetter 6,2—8.



1972 GATOR BOWL


Dec. 30, 1972 at Jacksonville, Fla.

Auburn, an 11-point underdog to Colorado, took command in the second period and went on to beat the Buffs, 24-3, in the 28th Gator Bowl Classic before 71,114 fans.

It was 17-0 in favor of the Tigers before CU got on the board with just 7:31 left in the game on a Freddie Lima field goal. Auburn shut off the fearsome Colorado rushing attack, limiting the Buffs to just 63 yards in 29 attempts and forced CU quarterback Ken Johnson to the air.

Auburn, sixth-ranked in the nation, took it to Colorado by capitalizing on two CU fumbles and two pass thefts. Johnson, who had directed No. 13 Colorado to an 8-3 regular season coming into the game, hit on 17 of 29 passes for 169 yards, but the Buff running game was shut down.

Gamer Jett's 27-yard field goal and a fumble recovery at the Colorado 16-yard line a minute later led to the 10-0 halftime lead for Auburn. Then, in the second half, wing-back Mike Fuller hit tight end Rob Spivey with a 22-yard TD pass late in the third quarter. Holder Dave Beck threw a 16-yard TD pass off a fake field goal to Dan Nugent with just 1:10 left in the game to ice the win.



The Tigers managed only 233 yards on the afternoon, including only 153 on 58 rushing attempts, or just 2.6 per attempt, as the CU defense had 11 tackles for losses totaling 36 yards. But largely due to the turnovers, Auburn's four scoring drives consumed a grand total of only 116 yards.

Auburn finished 10-1 and moved up to a number five ranking for the season.

Colorado.....	0	0	0	3	—	3
Auburn.....	0	10	7	7	—	24

Auburn—Jett 27 FG	0- 3	14:16	2Q
Auburn—Whatley 1 run (Jett kick)	0-10	12:00	2Q
Auburn—Spivey 22 pass from M.Fuller (Jett kick)	0-17	3:32	3Q
CU—Lima 33 FG	3-17	7:31	4Q
Auburn—Nugent 16 pass from Beck (Jett kick)	3-24	1:10	4Q

Attendance: 71,114

Time: N/A

Weather: 70 degrees, clear skies, wind negligible

TEAM STATISTICS

	COLORADO	AUBURN
First Downs.....	14	13
Third Down Efficiency.....	3-14	6-18
Fourth Down Efficiency.....	1-2	1-1
Rushes—Net Yards.....	29-63	58-153
Passing Yards.....	204	80
Passes (Att-Comp-Int).....	33-20-2	8-5-0
Total Offense.....	267	233
Return Yards.....	3	1
Punts: No-Average.....	5-39.8	7-40.7
Fumbles: No-Lost.....	3-2	3-1
Penalties/Yards.....	5/47	4/30
Quarterback Sacks—Yards.....	2-10	0-0
Time Possession.....	24:44	35:16

INDIVIDUAL STATISTICS

Rushing—Colorado: Matthews 8-34, Davis 14-12, Johnson 6-10, Campbell 1-7. **Auburn:** R.Fuller 12-72, Linderman 15-37, Henley 18-24, Whatley 13-20.

Passing—Colorado: Johnson 29-17-2, 169; Duenas 4-3-0, 35. **Auburn:** Whatley 6-3-0, 42; M.Fuller 1-1-0, 22; Beck 1-1-0, 16.

Receiving—Colorado: Davis 7-10, Cain 4-45, Keyworth 3-55, Ellwood 3-49, Collier 2-43, Campbell 1-2. **Auburn:** Spivey 1-22, Cannon 1-17, Nugent 1-16, Henley 1-13, Gates 1-12.

Punting—Colorado: Stearns 5-39.8 (51 long). **Auburn:** Beverly 7-40.7 (54 long).

Punt Returns—Colorado: Bryant 4-3. **Auburn:** Simmons 2-1.

Kickoff Returns—Colorado: Collier 4-73, Campbell 1-17. **Auburn:** Langner 1-25, M.Fuller 1-24.

Interceptions—Colorado: none. **Auburn:** Beck 1-0, Simmons 1-0.

Tackle Leaders—Colorado: Cooney 12,1—13; Magrum 9,2—11; R.Stearns 9,1—10; Drake 5,1—6; Geist 4,1—5. **Auburn:** Newton 7,3—10; Langner 6,0—6; Beck 5,0—5; Sixley 5,0—5.



1975 BLUEBONNET BOWL

Dec. 27, 1975 at Houston, Texas

Texas 38
Colorado 21

Colorado rolled up a commanding 21-7 halftime lead over Texas, then kicked it away as the Longhorns rallied to a 38-21 win in the 17th Astro-Bluebonnet Bowl in the Houston Astrodome before 52,748.

In the first half, Colorado built up sizeable advantages in first downs (16-5), total yards (225-89), total plays (48-20) and time of possession (20:50-9:10) in building the 21-7 edge. After overcoming Texas returning the opening kickoff to the CU 14, when Russell Exrleben's 25-yard field goal was low into the line, CU fullback Terry Kunz scored on a one-yard dive with 2:29 left in the first quarter for a 7-0 lead. Quarterback David Williams threw a four-yard TD pass to Dave Logan with 12:42 left in the second period, then added a 25-yard scoring aerial to huge end Don Hasselbeck with 0:24 left in the half to provide the two touchdown margin.

But Kunz opened the second half with a costly fumble at the Buff 34 and Texas halfback Jimmy

Walker scored eight plays later to make it 21-13, though CU blocked the extra point. UT end Tim Campbell blocked a CU punt a minute later and roared 25 yards for the touchdown, with a two-point conversion pass from quarterback Marty Akins to fullback Earl Campbell tying the game at 21-21 with 10:56 left in the third quarter.



Exrleben booted an NCAA bowl record 55-yard field goal with 6:25 left in the third period to give the Longhorns a 24-21 lead. Fleet Johnny Jones scored from four yards out with 3:15 left in the third period that put the Horns a 31-21, and then added an insurance score on a 7-yard run with 5:05 left in the game.

Despite 59 points being put on the scoreboard, the game really wasn't an offensive showcase. The Buffs outgained Texas by 294-237, but CU struggled on offense in the second half, gaining only 69 yards.

Colorado	7	14	0	0	—	21
Texas	0	7	24	7	—	38

CU—Kunz 1 run (MacKenzie kick)	7-0	2:29	1Q
CU—Logan 4 pass from Williams (MacKenzie kick)	14-0	12:42	2Q
Texas—Jackson 21 pass from Akin (Exrleben kick)	14-7	1:47	2Q
CU—Hasselbeck 25 pass from Williams (MacKenzie kick)	21-7	0:24	2Q
Texas—Walker 3 run (kick blocked)	21-13	10:56	3Q
Texas—T.Campbell 25 blocked punt return (E.Campbell pass from Akin)	21-21	8:37	3Q
Texas—Exrleben 55 FG	21-24	6:25	3Q
Texas—Jones 4 run (Exrleben kick)	21-31	3:15	3Q
Texas—Jones 7 run (Exrleben kick)	21-38	5:05	4Q

Attendance: 52,758

Time: 2:59

Weather: 72 degrees in controlled environment (played in the Astrodome)

TEAM STATISTICS	COLORADO	TEXAS
First Downs.....	21	15
Third Down Efficiency.....	8-14	3-10
Fourth Down Efficiency.....	2-2	1-1
Rushes—Net Yards.....	51-117	62-171
Passing Yards.....	177	66
Passes (Att-Comp-Int).....	26-17-3	5-4-0
Total Offense.....	294	237
Return Yards.....	-2	61
Punts: No-Average.....	4-24.0	2-40.0
Fumbles: No-Lost.....	3-2	2-2
Penalties/Yards.....	6/50	5/35
Quarterback Sacks—Yards.....	0-0	3-39
Time Possession.....	34:56	25:04

INDIVIDUAL STATISTICS

Rushing—Colorado: Reed 14-41, Moorehead 9-39, Kunz 10-20, Kelleher 6-18, Waddy 1-6, Mayberry 1-2, Williams 11-minus 9.

Texas: Campbell 19-95, Jones 8-33, Walker 7-16, Suber 4-13, Akins 7-8, Aboussie 3-5, Featherstone 2-5, Rowan 1-2.

Passing—Colorado: Williams 25-17-2, 177; Austin 1-0-1, 0. **Texas:** Akins 5-4-0, 66.

Receiving—Colorado: Hasselbeck 5-84, Moorehead 3-25, Logan 3-20, Reed 3-17, Kelleher 1-14, Gauntly 1-11, Kunz 1-6. **Texas:** Jackson 2-31, Jones 1-30, Suber 1-5.

Punting—Colorado: Koleski 3-22.0 (39 long), Waddy 1-30.0. **Texas:** Exrleben 2-40.0 (41 long).

Punt Returns—Colorado: Logan 1-1, McCoy 1-minus 4. **Texas:** T.Campbell 1-25.

Kickoff Returns—Colorado: Waddy 3-70, Mayberry 2-32, Gauntly 1-15. **Texas:** Jones 1-25, Martinez 1-25, Wyatt 1-10, Jackson 1-6, Clayburn 0-76 (lateral).

Interceptions—Colorado: none. **Texas:** Johnson 1-22, Hamilton 1-14, Jette 1-0.

Tackle Leaders—Colorado: McCoy 7,5—12; Paul 3,8—11; Davis 4,6—10; Campbell 3,6—9; Johnson 4,4—8; Simpson 0,7—7. **Texas:** Johnson 3,14—17; Fenlaw 8,7—15; Hamilton 6,7—13; Clayborn 4,5—9; Jette 2,5—7; Lee 1,6—7.

1977 ORANGE BOWL

Jan. 1, 1977 at Miami, Fla.

Ohio State 27
Colorado 10

Colorado returned to the Orange Bowl as Big Eight tri-champions for the first time since 1961, but Ohio State's defense and an injury to CU middle guard Charlie Johnson in the first half killed CU's chances in a 27-10 Buckeye win before 65,537.

The Buffs got the Orange Bowl nod over Oklahoma and Oklahoma State by virtue of their wins over both schools as all finished with 5-2 league records. CU came into the game ranked No.12, while Ohio State, the Big 10 runner-up, was 8-2-1 and ranked No. 11.

Colorado opened with a bang, getting ahead 10-0 in the first quarter on a 26-yard field goal by Mark Zetterberg with 5:56 elapsed, then a touchdown pass of 11 yards from sophomore quarterback Jeff Knapple to wingback Emery Moorehead with 3:43 left. At that point, CU held a 114-to-minus 7 edge in total offense and had run 19 plays to just 6 for OSU. But Johnson, who had a quarterback sack and a pass pressure in those six plays, went down with a broken ankle. Ohio State coach Woody Hayes substituted fleet Rod Gerald at quarterback for a harassed Tom Pacentia and the Buckeye offense came alive in the second quarter.

OSU tailback Jeff Logan rambled for a 36-yard touchdown up the middle as the first period came to an end, then the Buckeyes tied it on a 28-yard field goal by Tom Skladany with 9:29 left in the half.



Ohio State engineered a 99-yard drive, capped by fullback Pete Johnson's three-yard run, with 0:20 left in the half to take a 17-10 lead into intermission. That advantage stood up until Skladany added another 20-yard field goal with 2:30 left in the third quarter to make it 20-10 in favor of OSU.

The Buffs could not do anything offensively in the second half, and a pass interception at the Colorado 28 with 3:08 left led to the final Ohio State touchdown and the winning margin of 27-10.

Colorado.....	10	0	0	0	—	10
Ohio State.....	7	10	3	7	—	27

CU—Zetterberg 26 FG	3-0	9:04	1Q
CU—Moorehead 11 pass from Knapple (Zetterberg kick)	10-0	3:54	1Q
Ohio State—Logan 36 run (Skladany kick)	10-7	3:11	1Q
Ohio State—Skladany 28 FG	10-10	9:33	2Q
Ohio State—P.Johnson 3 run (Skladany kick)	10-17	0:24	2Q
Ohio State—Skladany 20 FG	10-20	2:30	3Q
Ohio State—Gerald 4 run (Skladany kick)	10-27	0:45	4Q

Attendance: 65,537

Time: N/A

Weather: 68 degrees, humid, clear skies, 9 mph winds (NW)

TEAM STATISTICS	COLORADO	OHIO STATE
First Downs.....	12	21
Third Down Efficiency.....	5-16	8-19
Fourth Down Efficiency.....	1-1	2-2
Rushes—Net Yards.....	40-134	71-271
Passing Yards.....	137	59
Passes (Att-Comp-Int).....	23-8-2	7-2-0
Total Offense.....	271	330
Return Yards.....	5	39
Punts: No-Average.....	7-35.2	3-42.3
Fumbles: No-Lost.....	1-0	4-4
Penalties/Yards.....	8/60	4/37
Quarterback Sacks—Yards.....	2-18	0-0
Time Possession.....	25:31	34:29

INDIVIDUAL STATISTICS

Rushing—Colorado: Reed 22-58, Waddy 1-40, Kelleher 11-26, Knapple 5-13, Moorehead 1-minus 3. **Ohio State:** Springs 23-98, Gerald 14-81, Logan 14-79, P.Johnson 14-26, Jackson 1-1, Campbell 1-0, Pacentia 4-minus 14.

Passing—Colorado: Knapple 22-8-2, 137; Gauntly 1-0-0, 0. **Ohio State:** Gerald 6-2-0, 59; Pacentia 1-0-0, 0.

Receiving—Colorado: Moorehead 4-68, Reed 2-51, Hasselbeck 2-18. **Ohio State:** Harrell 2-59.

Punting—Colorado: Koleski 7-35.2 (45 long). **Ohio State:** Skladany 3-42.3 (46 long).

Punt Returns—Colorado: Morris 1-5. **Ohio State:** R.Griffin 1-8, Logan 1-minus 2.

Kickoff Returns—Colorado: Waddy 2-56, Kelleher 2-13. **Ohio State:** Logan 1-49, Jackson 1-39, Harrell 1-22.

Interceptions—Colorado: none. **Ohio State:** Thompson 1-22, Cousineau 1-11.

Tackle Leaders—Colorado: Cabral 12,1—13; Muxlow 5,6—11; Haynes 9,1—10; Walker 6,4—10; Vaughan 4,5—9; Westendorf 3,5—8; Loloti 6,1—7; M.L.Davis 6,1—7.

Ohio State: Cousineau 13,4—17; A.Brown 7,1—8; Allegro 6,1—7; Beamon 4,3—7.



1985 FREEDOM BOWL

Dec. 30, 1985 at Anaheim, Calif.

Washington 20
Colorado 17

Washington staved off a pair of late Colorado rallies and held on to defeat the Buffaloes, 20-17, in the second annual Freedom Bowl at Anaheim Stadium.

It was a close game throughout, as neither team ever held a two-score advantage. Washington took a 3-0 lead late in the first quarter on a 30-yard field goal by Jeff Jaeger. The Buffs came back to take what would be their only lead of the night early in the second quarter. Fullback Anthony Weatherspoon scored from a yard out and Larry Eckel added the point after to give CU a 7-3 edge with 5:59 remaining in the first half. The Huskies' David Toy scored on a three-yard run with only 30 seconds left in the first half to put Washington up 10-7 at intermission, capping a 14-play, 80 yard drive engineering by quarterback Chris Chandler.

Eckel tied the score at 10-10 with a 33-yard field goal with 8:41 left in the third quarter, but Washington countered three minutes later with a one-yard scoring run by Tony Covington for a 17-10 lead. Jaeger added an 18-yard field goal three seconds into the fourth quarter to make it 20-10.



All-American punter Barry Helton threw out of punt formation to Jon Embree for a dazzling 31-yard touchdown pass and Eckel added the extra point with 11:05 to go to pull CU to within three. The Buffs would get no closer, but had the ball at inside the Husky 10 in the final five minutes. Halfback Mike Marquez fumbled the ball at the two ending the drive, although television replays

indicated the ground may have caused the fumble.

The game capped CU's turnaround season, as the Buffs went from 1-10 the previous year to 7-5 and captured the NCAA's most-improved team honor.

Marquez led the Buffs with 80 yards on 10 carries, while Chandler led the Huskies with 72 yards on seven tries. It was a defensive game, with each team committing just a single turnover, but Washington was penalized 13 times for 88 yards on the evening.

Colorado.....	0	7	3	7	—	17
Washington	3	7	7	3	—	20

Washington—Jaeger 30 FG	0- 3	4:15	1Q
CU—Weatherspoon 1 run (Eckel kick)	7- 3	5:59	2Q
Washington—Toy 3 run (Jaeger kick)	7-10	0:30	2Q
CU—Eckel 33 FG	10-10	8:41	3Q
Washington—Covington 1 run (Jaeger kick)	10-17	5:35	3Q
Washington—Jaeger 18 FG	10-20	14:57	4Q
CU—Embree 31 pass from Helton (Eckel kick)	17-20	11:05	4Q

Attendance: 37,839

Time: 3:03

Weather: 66 degrees, clear skies, 10 mph winds (S)

TEAM STATISTICS

	COLORADO	WASHINGTON
First Downs.....	15	20
Third Down Efficiency.....	8-17	4-14
Fourth Down Efficiency.....	1-3	0-0
Rushes—Net Yards.....	58-190	43-207
Passing Yards.....	44	141
Passes (Att-Comp-Int).....	10-2-0	26-15-1
Total Offense.....	234	348
Return Yards.....	40	8
Punts: No-Average.....	5-39.0	6-40.0
Fumbles: No-Lost.....	1-1	1-0
Penalties/Yards.....	4/20	13/88
Quarterback Sacks—Yards.....	0-0	2-12
Time Possession.....	30:22	29:38

INDIVIDUAL STATISTICS

Rushing—Colorado: Marquez 10-80, Hatcher 12-36, Brown 8-26, Weatherspoon 8-26, S.Smith 11-13, McCarty 4-9. **Washington:** Chandler 7-72, Weathersby 11-56, Covington 9-33, Toy 8-22, Hill 1-11, Fenney 6-11, Jenkins 1-2.

Passing—Colorado: Hatcher 8-1-0, 13; Helton 1-1-0, 31; Alexander 1-0-0, 0. **Washington:** Chandler 26-15-1, 141.

Receiving—Colorado: Embree 1-31, Ferrando 1-13. **Washington:** Hill 4-48, R.Jones 3-39, Weathersby 3-21, Covington 2-14, Fenney 2-minus 2, Toy 1-21.

Punting—Colorado: Helton 5-39.0 (54 long). **Washington:** Cleland 6-40.0 (50 long).

Punt Returns—Colorado: Collins 3-29, Pickens 1-3. **Washington:** Miles 2-8.

Kickoff Returns—Colorado: Alexander 1-33. **Washington:** Trimble 3-77, Toy 1-16.

Interceptions—Colorado: Remington 1-8. **Washington:** none.

Tackle Leaders—Colorado: Rogers 9,4—13; Rappold 8,2—10; DeLuzio 8,2—10; Remington 5,5—10; Wilcots 5,2—7; Bennett 5,0—5. **Washington:** Rill 10,7—17; Hadley 8,2—10; Fuimaono 9,0—9; Kelly 7,1—8; Milus 3,2—5.

1986 BLUEBONNET BOWL

Dec. 31, 1986 at Houston, Texas

Baylor 21
Colorado 9

Baylor turned two Colorado turnovers into touchdowns and then thwarted two Buff scoring threats in the fourth quarter as the Bears defeated CU, 21-9, before 40,470 in attendance at Rice Stadium in the 28th Bluebonnet Bowl.

It was CU's fourth appearance in the Houston-based game, with its last two games here played indoors in the Astrodome (1971 and 1975). As in 1967, this one was played outdoors on natural grass.

Baylor drew first blood with 3:34 left in the first quarter on a one-yard plunge by Derrick McAdoo on a fourth-and-goal play. Colorado countered two drives later with a 36-yard field goal by Dave DeLine to slice the lead to 7-3 early in the second stanza. But the Buffs turned the ball over on their own eight and it took Baylor three plays to score to extend the lead to 14-3, which stood at intermission. Cody Carlson hooked up with Darrell Chase on a 2-yard pass play for the score.



CU turned the ball over on its second play from scrimmage in the second half and McAdoo scored again from a yard out to put Baylor up 21-3. The Buffs finally put six on the board late in the quarter on a 31-yard touchdown run by Mark Hatcher, but CU couldn't convert the two and score remained 21-9 in favor of the Bears.

The Buffs twice had the ball deep in Baylor territory in the fourth quarter, but the Bear defense held, as CU couldn't convert either time on fourth down. In a game dominated by defense, Baylor outgained Colorado 279-194. Each team had 12 first downs, and the Buff defense held the Bears to over 200 yards under its per-game average for the season.

The running game, CU's bread-and-butter the last two seasons, was held in check by a ferocious Bear defense. Baylor had 14 tackles for loss in holding Colorado to just 83 rushing yards on 47 attempts. CU's running defense wasn't too shabby either, as Baylor netted just 114 yards on 43 tries.

Colorado.....	0	3	6	0	—	9
Baylor.....	7	7	7	0	—	21

Baylor—McAdoo 1 run (Syler kick)	0- 7	3:34	1Q
CU—DeLine 36 FG	3- 7	13:09	2Q
Baylor—Chase 2 pass from Carlson (Syler kick)	3-14	4:57	2Q
Baylor—McAdoo 1 run (Syler kick)	3-21	12:56	3Q
CU—Hatcher 31 run (run failed)	9-21	2:38	3Q

Attendance: 40,470

Time: 3:01

Weather: 56 degrees, partly cloudy skies, 5-10 mph winds (N)

TEAM STATISTICS

	COLORADO	BAYLOR
First Downs.....	12	12
Third Down Efficiency.....	4-14	6-19
Fourth Down Efficiency.....	0-2	2-2
Rushes—Net Yards.....	47-83	43-114
Passing Yards.....	111	165
Passes (Att-Comp-Int).....	14-7-1	28-14-2
Total Offense.....	194	279
Return Yards.....	15	3
Punts: No-Average.....	5-37.6	7-31.1
Fumbles: No-Lost.....	7-3	2-0
Penalties/Yards.....	4/25	7/58
Quarterback Sacks—Yards.....	2-14	6-38
Time Possession.....	28:51	31:09

INDIVIDUAL STATISTICS

Rushing—Colorado: Kissick 9-37, Oliver 11-36, Hatcher 10-14, Campbell 1-11, Marquez 7-8, Jones 1-4, Walters 8-minus 27. **Baylor:** McAdoo 8-36, Murray 11-35, Carlson 6-15, Perry 8-15, Rutledge 3-6, Lovell 4-3, Chase 1-2, Conner 1-2, Walls 1-0.

Passing—Colorado: Walters 8-5-1, 71; Hatcher 5-2-0, 40; Embree 1-0-0. **Baylor:** Carlson 22-11-2, 136; Lovell 6-3-0, 29.

Receiving—Colorado: Embree 3-57, Oliver 1-19, Carl 1-13, Ferrando 1-12, Marquez 1-10. **Baylor:** Clark 3-58, Chase 2-23, Murray 2-18, Fomes 2-16, Davis 1-17, Simpson 1-12, Huckabay 1-11.

Punting—Colorado: Helton 5-37.6 (47 long). **Baylor:** Mueller 5-36.8 (46 long), Rutter 1-34.0, Team 1-0.0.

Punt Returns—Colorado: Beck 1-12. **Baylor:** Everett 1-3.

Kickoff Returns—Colorado: Pontiffet 2-47, James 1-13, Nelson 1-3. **Baylor:** McAdoo 3-64.

Interceptions—Colorado: Schubeck 1-3, Tate 1-0. **Baylor:** Crockett 1-0.

Tackle Leaders—Colorado: Remington 6,5—11; Wilcots 5,6—11; Koch 7,2—9; Naim 2,5—7; Rogers 4,2—6; DeLuzio 3,3—6; Pruitt 3,3—6; Schubeck 3,3—6. **Baylor:** Berry 8,4—12; Hall 5,2—7; J.Francis 3,1—4; Green 3,1—4; Grant 2,2—4; Watters 2,2—4.



1988 FREEDOM BOWL

Dec. 29, 1988 at Anaheim, Calif.

Brigham Young's only lead of the game came when it counted the most, as Jason Chaffetz' 35-yard field goal with 2:33 remaining in the fourth quarter rallied the Cougars to a 20-17 win over Colorado in the fifth annual Freedom Bowl.

The Buffs turned a BYU turnover into seven points just two-and-one-half minutes into the game, as Eric Bieniemy scored from one yard out to cap a six-play, 49-yard drive. Pat Blottiaux's PAT kick put CU up 7-0, but the Cougars tied the score some seven minutes later on a 19-yard touchdown pass from Sean Covey to Mike Salido.

Bieniemy's second touchdown of the game, also from a yard out, enabled CU to forge ahead 14-7 with 1:04 left in the half, with the margin standing at halftime.

The Buffs couldn't convert on several scoring opportunities in the second half, and twice penetrated the BYU 20 and came away with just three points. In the meantime, Ty Detmer's 14-yard scoring strike to Chuck

Cutler knotted the score at 14 with 4:46 left in the third quarter. Blottiaux made good on a 19-yard field goal early in the fourth to give CU its last lead (17-14), but Chaffetz countered with a 31-yarder before nailing the game winner in the final minutes.

Colorado outgained the Cougars, 337-320, on the evening, but its on mistakes and penalties (nine, the most in CU bowl history), added up to the fifth straight bowl loss by the Buffaloes. Detmer, a sophomore and future Heisman Trophy winner (1990), came off the bench to complete 11 of 17 passes for 129 yards and a touchdown.

Bieniemy rushed for 144 yards and two scores on 33 carries, the second highest rushing performance to date in CU bowl history, and he also led the team in receiving yards in the game with 30. Alfred Williams posted three sacks for 25 yards in losses for the Buffs on defense.

Colorado.....	7	7	0	3	—	17
Brigham Young	7	0	7	6	—	20

CU—Bieniemy 1 run (Blottiaux kick)	7- 0	12:30	1Q
BYU—Salido 19 pass from Covey (Chaffetz kick)	7- 7	5:38	1Q
CU—Bieniemy 1 run (Blottiaux kick)	14- 7	1:04	2Q
BYU—Cutler 14 pass from Detmer (Chaffetz kick)	14-14	4:46	3Q
CU—Blottiaux 19 FG	17-14	11:19	4Q
BYU—Chaffetz 31 FG	17-17	4:11	4Q
BYU—Chaffetz 35 FG	17-20	2:33	4Q

Attendance: 35,941
Time: 3:06
Weather: 47 degrees, clear skies, 3 mph winds (S)

TEAM STATISTICS

	COLORADO	BYU
First Downs.....	20	23
Third Down Efficiency.....	7-17	6-14
Fourth Down Efficiency.....	2-4	0-0
Rushes—Net Yards.....	60-273	42-152
Passing Yards.....	64	168
Passes (Att-Comp-Int).....	16-5-2	28-15-1
Total Offense.....	337	320
Return Yards.....	2	-2
Punts: No-Average.....	2-39.0	4-33.5
Fumbles: No-Lost.....	1-0	3-1
Penalties/Yards.....	9/81	4/33
Quarterback Sacks—Yards.....	4-31	1-7
Time Possession.....	29:45	30:15

INDIVIDUAL STATISTICS

Rushing—Colorado: Bieniemy 33-144, Aunese 14-49, Kissick 4-45, Hemingway 3-25, Hagan 6-10. **BYU:** Bellini 8-78, Salido 9-62, F. Whittingham 16-46, Detmer 4-minus 10, Covey 5-minus 24.

Passing—Colorado: Aunese 13-4-1, 46; Campbell 1-1-0, 18; Bieniemy 1-0-0, 0; Hagan 1-0-1, 0. **BYU:** Detmer 17-11-0, 129; Covey 10-4-1, 39.

Receiving—Colorado: Bieniemy 2-30, Kissick 2-23, Nelson 1-11. **BYU:** Bellini 4-41, Handley 3-42, Cutler 2-28, Salido 2-19, Frandsen 1-29, McBeth 1-5, Doman 1-2, F. Whittingham 1-2.

Punting—Colorado: English 2-39.0 (43 long). **BYU:** Thompson 4-33.5 (40 long).

Punt Returns—Colorado: Collins 1-2. **BYU:** none.

Kickoff Returns—Colorado: Nelson 4-80, Pritchard 1-22. **BYU:** Crutchfield 3-47, Corley 1-0.

Interceptions—Colorado: McCloughan 1-0. **BYU:** Mitchell 1-0, Peterson 1-minus 2.

Tackle Leaders—Colorado: Jones 8,1—9; James 7,2—9; McCloughan 8,0—8; DeLuzio 5,0—5; Young 3,2—5; Williams 4,0—4. **BYU:** B. Davis 10,2—12; Long 8,1—9; Robinson 7,0—7; Neal 6,1—7; Peterson 5,2—7.

1990 ORANGE BOWL

Jan. 1, 1990 at Miami, Fla.

Fullback Anthony Johnson's second touchdown run of the game late in the fourth quarter put an end to Colorado's undefeated season and national championship hopes as Notre Dame defeated the Buffaloes, 21-6, before a record 81,191 in the 56th annual Orange Bowl Classic.

Colorado came into the game with an 11-0 record and its first-ever No. 1 national ranking. The Buffs appeared headed to the national championship in the first half, as CU dominated the line of scrimmage in gaining 186 yards, but couldn't convert on three golden scoring opportunities. Instead of leading 17-0 or 21-0 at halftime, the Buffs found themselves in a scoreless deadlock and that thanks to Gary Howe's block of a Notre Dame field goal attempt at the intermission gun.

The Irish took control of the game in the third quarter, using a two-yard scoring run by Johnson and a 35-yard touchdown run on a reverse by Raghib Ismail to take a 14-0 lead midway through the period. Colorado sliced the lead to 14-6 on a spectacular 39-yard run by Darian Hagan to close the quarter, but the PAT kick sailed wide by Ken Culbertson, leaving the Buffs eight points back.

The CU defense held Notre Dame on its next possession, and then the Buffs drove to the Irish 44 where its own stalled. With 10:27 remaining, there was still plenty of time remaining for the Buffs. But Johnson's second touchdown, a seven-yard effort, culminated a mammoth 17-play, 82-yard drive that ate up almost nine minutes on the clock. The Buffs got the ball back with 1:32 left in the game, and after Mike Pritchard returned the Irish kickoff 28 yards to the CU 41, could not get anything going prior to time running out and Hagan was intercepted on the game's final play.

The win enabled Notre Dame to end the year with a 12-1 record and a No. 2 ranking, while CU ended up No. 4 in the polls, as the 11-1 Buffs were inexplicably jumped by a 10-2 Florida State that finished No. 3. Miami, Fla., was selected the national champion.

Colorado.....	0	0	6	0	—	6
Notre Dame	0	0	14	7	—	21

Notre Dame—A. Johnson 2 run (Hentrich kick)	0- 7	11:48	3Q
Notre Dame—Ismail 35 run (Hentrich kick)	0-14	7:19	3Q
CU—Hagan 39 run (kick failed)	6-14	0:01	3Q
Notre Dame—A. Johnson 7 run (Hentrich kick)	6-21	1:32	4Q

Attendance: 81,191
Time: 3:09
Weather: 70 degrees, cloudy skies, 20-25 mph winds (N)

TEAM STATISTICS

	COLORADO	NOTRE DAME
First Downs.....	16	18
Third Down Efficiency.....	5-13	7-12
Fourth Down Efficiency.....	1-3	0-0
Rushes—Net Yards.....	46-217	52-279
Passing Yards.....	65	99
Passes (Att-Comp-Int).....	13-4-2	9-5-0
Total Offense.....	282	378
Return Yards.....	36	0
Punts: No-Average.....	3-39.3	5-40.1
Fumbles: No-Lost.....	1-1	0-0
Penalties/Yards.....	1/5	3/35
Quarterback Sacks—Yards.....	1-6	1-5
Time Possession.....	27:17	32:43

INDIVIDUAL STATISTICS

Rushing—Colorado: Hagan 19-106, Bieniemy 11-66, Flannigan 12-45, Kissick 2-6, Campbell 2-minus 6. **Notre Dame:** Ismail 16-108, A. Johnson 15-89, Rice 14-50, Culver 5-29, Watters 2-3.

Passing—Colorado: Hagan 13-4-2, 65. **Notre Dame:** Rice 9-5-0, 99.

Receiving—Colorado: Kissick 2-33, Perak 1-16, Pritchard 1-16. **Notre Dame:** Eilers 2-47, Smith 1-27, A. Johnson 1-13, Brown 1-12.


Punting—Colorado: Rouen 3-39.3 (58 long). **Notre Dame:** Hentrich 5-40.1 (49 long).

Punt Returns—Colorado: Campbell 3-36. **Notre Dame:** none.

Kickoff Returns—Colorado: Pritchard 2-43, Kissick 1-0. **Notre Dame:** Ismail 1-17, Simien 1-7.

Interceptions—Colorado: none. **Notre Dame:** Bolcar 1-0, Terrell 1-0.

Tackle Leaders—Colorado: Jones 7,3—10; Williams 8,1—9; Walker 5,3—8; Howe 6,1—7; Young 6,1—7; James 4,3—7; Brown 6,0—6; Gibbs 5,1—6. **Notre Dame:** Kowalkowski 7,4—11; Terrell 7,2—9; Ridgley 4,5—9; Bolcar 6,1—7; Francisco 5,2—7.





1991 ORANGE BOWL

Jan. 1, 1991 at Miami, Fla.

Colorado 10
Notre Dame 9

In an Orange Bowl where there was no shortage of heroes for Colorado, the No. 1 Buffaloes toppled No. 5 Notre Dame, 10-9, enabling the school to claim its first-ever national championship in football. CU overcame two key injuries in rallying in the second half for the victory.

After a scoreless first quarter, the Buffaloes drew first blood on a 22-yard field goal by Jim Harper three minutes into the second quarter. Notre Dame came right back, marching 62 yards in nine plays, with Ricky Watters scoring from two yards out. The score remained at 6-3, however, as CU's Ronnie Bradford charged through the line and blocked Craig Hentrich's extra point try. Just prior to halftime, CU lost the services of quarterback Darian Hagan (knee injury) and outside linebacker Kanavis McGhee (shoulder). Both missed the remainder of the game.

Hentrich booted a 24-yard field goal early in the second half to extend the Irish lead to 9-3. Charles S. Johnson took over at quarterback for the Buffs, with Notre Dame stopping CU cold on its first possession of the second half. On the first play of the next Notre Dame drive, Chad Brown forced Watters to fumble, with Paul Rose, subbing for McGhee, making the recovery.

Johnson, his feet now wet, coolly directed the Buffaloes to the go-ahead touchdown. Eric Bieniemy's one-yard touchdown run and Jim Harper's extra point kick late in the third quarter rallied CU into the lead. The Buffalo defense then held Notre Dame in check, as the Irish held on to the ball for only less than four minutes the rest of the game, mustering

only 35 yards of total offense after CU went on top.

Colorado's road to the national championship wasn't without a couple of late scares. Notre Dame's Raghib Ismail broke loose on a punt return with less than a minute remaining, appearing to run 91 yards for a score, but CU's Tim James was clipped on the play, nullifying the gain. And with 13 seconds left in the game, the Irish still had a chance, especially with Hentrich's leg. On its own 38, a completion in the 20-25 yard range would have set up a winning field goal attempt, but Deon Figures intercepted the Rick Mirer pass at the Buff 36 and ran out the clock with a 27-yard return.

Bieniemy rushed for a game-high 86 yards on 28 carries, with Johnson earning the MVP honor, completing five of six passes for 80 yards. Defensively, the Buffs limited the "Golden Domers" to just 264 yards, and Greg Thomas picked off a pair of Mirer passes in Colorado territory. The win, which gave CU an 11-1-1 record for the season, also snapped a seven-game CU bowl-losing streak. Notre Dame finished the year with a 9-3 mark, and finished No. 6 in the nation.

Colorado.....	0	3	7	0	—	10
Notre Dame	0	6	3	0	—	9

CU—Harper 22 FG	3- 0	12:04	2Q
Notre Dame—Watters 2 run (kick blocked)	3- 6	7:32	2Q
Notre Dame—Hentrich 24 FG	3- 9	10:10	3Q
CU—Bieniemy 1 run (Harper kick)	10- 9	4:26	3Q

Attendance: 77,062

Time: 3:26

Weather: 76 degrees, fair skies, 9 mph winds (E)

TEAM STATISTICS

	COLORADO	NOTRE DAME
First Downs.....	19	18
Third Down Efficiency.....	6-16	5-12
Fourth Down Efficiency.....	0-1	1-1
Rushes—Net Yards	54-186	35-123
Passing Yards.....	109	141
Passes (Att-Comp-Int)	19-9-0	31-13-3
Total Offense	295	264
Return Yards	50	68
Punts: No-Average	7-40.4	3-51.0
Fumbles: No-Lost.....	2-1	2-2
Penalties/Yards.....	6/50	3/45
Quarterback Sacks—Yards	2-13	3-27
Time Possession	35:36	24:24

INDIVIDUAL STATISTICS

Rushing—Colorado: Bieniemy 26-86, Hemingway 14-76, Hagan 7-36, Pritchard 2-24, Rouen, 1-minus 11, C.S. Johnson 4-minus 25.
Notre Dame: Brooks 9-46, Watters 9-44, Bettis 3-27, Culver 5-9, Ismail 3-minus 1, Mirer 6-minus 2.

Passing—Colorado: Hagan 12-4-0, 29; C.S. Johnson 6-5-0, 80; Bieniemy 1-0-0, 0. **Notre Dame:** Mirer 31-13-3, 141.

Receiving—Colorado: Pritchard 3-45, S.Brown 2-23, Hemingway 2-13, Bieniemy 1-19, Bonan 1-9. **Notre Dame:** Ismail 6-57, D.Brown 4-56, Jarrell 1-11, L.Smith 1-9, Davis 1-8.

Punting—Colorado: Rouen 7-40.4 (59 long). **Notre Dame:** Hentrich 2-60.5 (77 long), Sexson 1-32.0.

Punt Returns—Colorado: none. **Notre Dame:** Ismail 4-68.

Kickoff Returns—Colorado: McCloughan 2-46, C.E.Johnson 1-3. **Notre Dame:** Ismail 2-30, Culver 1-23.

Interceptions—Colorado: Thomas 2-23, Figures 1-27. **Notre Dame:** none.

Tackle Leaders—Colorado: Biekert 8,3—11; Brown 8,2—10; Williams 4,4—8; Thomas 5,2—7; Figures 6,0—6; Howe 5,0—5. **Notre Dame:** Clark 8,3—11; Zorich 8,2—10; Stonebreaker 6,3—9; R.Smith 6,3—9; Dubose 4,3—7; Dahl 5,1—6.



1991 BLOCKBUSTER BOWL

Dec. 28, 1991 at Miami, Fla.

Alabama 30
Colorado 25

Jay Barker threw three touchdown passes and David Palmer scored twice to lead No. 8 and SEC runner-up Alabama to a 30-25 victory over No. 15 and co-Big Eight champion Colorado in the second annual Blockbuster Bowl.

Palmer scored the game's first points on a 52-yard punt return six minutes into the first quarter. The Buffaloes tied the score at 7-7 late in the quarter on a one-yard run by Scott Phillips, which was set up a Ron Woolfork blocked punt. Ted Johnson tackled Martin Houston in the endzone for a safety early in the second quarter, and then the teams traded field goals to enable CU to take a 12-10 lead at halftime.

Barker hooked up with Siran Stacy for a 13-yard touchdown play in the third quarter, only to see the Buffs come back 18 seconds later on a 62-yard scoring strike from Darian Hagan to Michael Westbrook. Barker added a 12-yard touchdown pass to Kevin Lee later in the quarter to give the Crimson Tide a 23-19 lead after three quarters. Barker and Palmer connected on a five-yard TD pass with 8:10 left in the game to put Alabama ahead 30-19, but the Buffs cut the lead to five on a 13-yard pass from Hagan to Charles Johnson with 3:30 left.

Colorado got the ball back with 1:49 left and drove to the 'Bama 33-yard line before being stopped on a fourth-and-one play with 40 seconds left. Alabama outgained CU, 307-199, running more plays (81-60) and holding on to the ball for 38:10. The game marked

the debut of CU's new one-back, pass-oriented offense, which had some success. The change took place in CU's bowl practices and was surprise for the game, but at times it appeared that Alabama had found out somehow in advance because of the Crimson Tide's uncanny success on defense.

Alabama finished the season with an 11-1 mark, along with a final No. 5 ranking, while Colorado followed its first national championship season in 1990 with an 8-3-1 record and a No. 20 final ranking.

Colorado.....	7	5	7	6	—	25
Alabama.....	7	3	13	7	—	30

Alabama—Palmer 52 punt return (Wethington kick)	0- 7	8:49	1Q
CU—Phillips 1 run (Harper kick)	7- 7	1:34	1Q
CU—Safety, T.Johnson tackled Houston in end zone	9- 7	13:15	2Q
Alabama—Wethington 25 FG	9-10	2:00	2Q
CU—Harper 33 FG	12-10	0:00	2Q
Alabama—Stacy 13 pass from Barker (pass failed)	12-16	10:54	3Q
CU—Westbrook 62 pass from Hagan (Harper kick)	19-16	10:36	3Q
Alabama—Lee 12 pass from Barker (Wethington kick)	19-23	6:55	3Q
Alabama—Palmer 5 pass from Barker (Wethington kick)	19-30	8:10	4Q
CU—C.Johnson 13 pass from Hagan (pass failed)	25-30	3:30	4Q

Attendance: 52,644

Time: 3:45

Weather: 66 degrees, cloudy skies, light rainfall at times, 5 mph winds (W)

TEAM STATISTICS

	COLORADO	ALABAMA
First Downs.....	8	19
Third Down Efficiency.....	1-16	5-15
Fourth Down Efficiency.....	0-1	1-1
Rushes—Net Yards	30-(-11)	64-153
Passing Yards.....	210	154
Passes (Att-Comp-Int)	30-11-1	17-12-1
Total Offense	199	307
Return Yards	50	68
Punts: No-Average	12-41.0	7-39.8
Fumbles: No-Lost.....	2-0	4-1
Penalties/Yards.....	6/60	6/33
Quarterback Sacks—Yards	6-49	7-33
Time Possession	21:50	38:10

INDIVIDUAL STATISTICS

Rushing—Colorado: Hagan 14-12, Warren 6-7, Phillips 3-5, Hill 4-4, Brooks 2-minus 6, R.Smith 1-minus 33. **Alabama:** Stacy 26-111, Turner 9-43, Lassic 9-31, Palmer 6-21, Lynch 1-2, Houston 2-1, Anderson 1-minus 6, Lee 1-minus 13, Barker 9-minus 37.

Passing—Colorado: Hagan 30-11-1, 210. **Alabama:** Barker 16-12-1, 154; Stacy 1-0-0, 0.

Receiving—Colorado: Westbrook 3-87, C.Johnson 2-38, Henry 2-22, S.Brown 2-19, Hill 1-29, R.Smith 1-15. **Alabama:** Stacy 4-59, Lee 2-39, Palmer 2-14, Bussey 1-23, C.Brown 1-8, Houston 1-7, Harris 1-4.


Punting—Colorado: Berger 12-41.0 (59 long). **Alabama:** Williamson 7-39.8 (51 long), Team 1-0.0.

Punt Returns—Colorado: Woolfork 1-17, R.Smith 2-13, Hagan 1-0. **Alabama:** Palmer 6-74.

Kickoff Returns—Colorado: C.Johnson 3-71, Westbrook 1-22, Hudson 1-17, Embree 1-3. **Alabama:** Palmer 2-37, Lassic 1-20.

Interceptions—Colorado: Bradford 1-17. **Alabama:** McMillian 1-49.

Tackle Leaders—Colorado: C.Brown 14,3—17; Thomas 8,2—10; Renfro 6,4—10; Biekert 7,2—9; T.Johnson 7,2—9; Woolfork 6,2—8. **Alabama:** Hall 5,0—5; London 4,1—5; Sullins 4,0—4; Teague 3,1—4.





1993 FIESTA BOWL


Jan. 1, 1993 at Tempe, Ariz.

Syracuse 26
Colorado 22

Kirby Dar Dar's 100-yard kickoff return at the end of the third quarter proved to be the winning points as the No. 6 Syracuse Orangemen defeated the No. 10 Colorado Buffaloes, 26-22, in the 22nd annual Fiesta Bowl.

A defensive battle in the first half saw Colorado go into intermission with a 7-6 lead, as the teams combined for just 226 total yards. A pair of John Biskup field goals saw the Orangemen take a 6-0 lead, but with 10 seconds left in the half, Kordell Stewart threw a 7-yard touchdown pass to Sean Embree on fourth down, with Mitch Berger's PAT kick giving CU the slim one-point lead at the half.

The third quarter proved to be both pivotal and wild, with 29 points scored in just over a six-minute span. David Walker's 13-yard run with 6:22 left in the quarter put Syracuse back on top, 12-7, with a two-point conversion pass falling incomplete.



Berger nailed a 38-yard field goal on CU's next possession to cut the lead to 12-10, but the 'Cuse went back up 19-10 on a spectacular 28-yard run by quarterback Marvin Graves. Stewart led the Buffs on an 82-yard drive in just over a minute, completing the march with a 16-yard TD pass to Charles Johnson, but Berger missed the point after on the slick Arizona State Stadium surface and the score stood at 19-16. The stadium floor

had problems due to too many games being played on it, between the home school, ASU, the NFL Phoenix Cardinals and high school playoffs.

Dar Dar performed his heroics on the next kickoff, rambling 100 yards as time expired in the quarter. Lamont Warren scored the day's final points on a six-yard run late in the game, with Berger again missing the PAT try. The Buffs got the ball back in the final minute, but could not muster a scoring drive.

The Buffaloes outgained the Orangemen, 370-265, including a 217-64 edge in the passing game. Syracuse neutralized the CU offensive attack by netting 178 yards on kickoff returns.

Colorado.....	0	7	9	6	—	22
Syracuse	3	3	20	0	—	26

Syracuse—Biskup 46 FG	0- 3	6:12	1Q
Syracuse—Biskup 34 FG	0- 6	5:56	2Q
CU—Embree 7 pass from Stewart (Berger kick)	7- 6	0:10	2Q
Syracuse—Walker 13 run (pass failed)	7-12	6:22	3Q
CU—Berger 38 FG	10-12	3:10	3Q
Syracuse—Graves 28 run (Biskup kick)	10-19	1:33	3Q
CU—C.Johnson 16 pass from Stewart (kick failed)	16-19	0:14	3Q
Syracuse—Dar Dar 100 kickoff return (Biskup kick)	16-26	0:00	3Q
CU—Warren 6 run (kick failed)	22-26	4:28	4Q

Attendance: 70,224

Time: 3:32

Weather: 70 degrees, clear skies, 6 mph winds (E)

TEAM STATISTICS

	COLORADO	SYRACUSE
First Downs.....	19	15
Third Down Efficiency.....	10-20	4-12
Fourth Down Efficiency.....	2-3	1-1
Rushes—Net Yards.....	31-153	44-201
Passing Yards.....	217	64
Passes (Att-Comp-Int).....	43-17-3	12-5-1
Total Offense.....	370	265
Return Yards.....	79	21
Punts: No-Average.....	3-48.3	5-45.0
Fumbles: No-Lost.....	0-0	0-0
Penalties/Yards.....	8/37	5/30
Quarterback Sacks—Yards.....	4-39	3-21
Time Possession.....	29:23	30:37

INDIVIDUAL STATISTICS

Rushing—Colorado: Hill 11-109, Stewart 8-29, Warren 11-25, C.Johnson 1-minus 10. **Syracuse**: Walker 16-80, Richardson 7-63, Graves 13-26, Hill 1-13, Wooten 4-9, Robinson 1-8, Lee 1-1, Picucci 1-1.

Passing—Colorado: Stewart 41-17-3, 217; Hill 1-0-0, 0; Warren 1-0-0, 0. **Syracuse**: Graves 12-5-1, 64.

Receiving—Colorado: Westbrook 6-83, C.Johnson 3-46, Fauria 3-29, Embree 2-17, Warren 1-24, Carruth 1-14, Hill 1-4. **Syracuse**: Lee 1-38, Ferrell 1-12, Ismail 1-6, Gedney 1-4, Johnson 1-4.

Punting—Colorado: Berger 3-48.3 (62 long). **Syracuse**: O'Neill 5-45.0 (55 long).

Punt Returns—Colorado: Figures 4-38. **Syracuse**: Hill 3-13.

Kickoff Returns—Colorado: Cunningham 1-18. **Syracuse**: Dar Dar 1-100, Ismail 2-69, Picucci 1-9.

Interceptions—Colorado: Davis 1-41. **Syracuse**: Grosvenor 1-8, Jones 1-0, Joseph 1-0.

Tackle Leaders—Colorado: Biekert 8,7—15; C.Brown 6,6—12; Dyet 2,4—6; Davis 3,2—5; Hicks 2,3—5; Figures 3,1—4. **Syracuse**: Young 5,7—12; Conley 2,6—8; Mitchell 3,5—8; Joseph 3,3—6; Beville 3,1—4.

1993 ALOHA BOWL

Dec. 25, 1993 at Honolulu, Hawai'i

Colorado 41
Fresno State 30

Rashaan Salaam rushed for 135 yards and three touchdowns to lead the No. 17 Colorado Buffaloes to a convincing 41-30 victory over the No. 24 Fresno State Bulldogs in the 12th annual Aloha Bowl.

The Buffs zoomed to a 17-0 lead, scoring on their first three possessions of the game. Salaam and James Hill scored on short touchdown runs, sandwiched around a Mitch Berger field goal, as CU went up 17-0 with 9:18 left in the half. After trading field goals, Fresno State pulled as close as it would get at intermission on a fluke play. Berger's squib kickoff was first fumbled by the Bulldogs' Jamie Christian, then recovered by Malcolm Seabron and returned 68 yards for a touchdown. The play pulled FSU to within 20-10 at halftime.

Salaam sprinted into the endzone from 40 yards out early in the second half, putting the daylight back into the CU lead (27-10). Fresno never got closer than 10 the remainder of the game, as Colorado was seemingly always in control, but could never put the game fully out of reach, either. CU ran the ball at will, averaging 6.4 yards per rushing attempt, minus two quarterback sacks. Lamont Warren had 68 yards on just 10 carries, and quarterback Kordell Stewart 50 on only eight tries.

The Buffs held Fresno State to just three rushing yards on the day, but the Bulldogs did put an all-time best of 523 passing yards on the board against CU (though 333 came after CU took the 27-10 lead). Salaam was named Colorado's Most Valuable Player for the game, while Chris Hudson was the

game's MVP on defense. Hudson had seven tackles, two forced fumbles, two recoveries, a quarterback sack and a pass deflection.

CU, the Big Eight runner-up, climbed to 8-3-1 with the win, while Fresno State, co-champions on the Western Athletic Conference, finished 8-4.

Colorado.....	10	10	14	7	—	41
Fresno State	0	10	14	6	—	30

CU—Salaam 2 run (Berger kick)	7- 0	9:04	1Q
CU—Berger 44 FG	10- 0	1:48	1Q
CU—Hill 7 run (Berger kick)	17- 0	9:18	2Q
Fresno State—Mahoney 27 FG	17- 3	3:44	2Q
CU—Berger 49 FG	20- 3	0:01	2Q
Fresno State—Seabron 68 fumble return (Mahoney kick)	20-10	0:00	2Q
CU—Salaam 40 run (Berger kick)	27-10	11:20	3Q
Fresno State—Daigle 1 run (kick blocked)	27-16	8:03	3Q
CU—Leomiti 28 fumble return (Berger kick)	34-16	4:16	3Q
Fresno State—Winans 8 pass from Diller (Daigle pass from Diller)	34-24	0:22	3Q
CU—Salaam 4 run (Berger kick)	41-24	13:33	4Q
Fresno State—Winans 11 pass from Diller (pass failed)	41-30	1:22	4Q

Attendance: 44,009

Time: 3:43

Weather: 76 degrees, mostly sunny, 6 mph winds (SE)

TEAM STATISTICS

	COLORADO	FRESNO ST.
First Downs.....	19	34
Third Down Efficiency.....	6-14	7-14
Fourth Down Efficiency.....	0-1	1-1
Rushes—Net Yards.....	46-271	25-3
Passing Yards.....	124	523
Passes (Att-Comp-Int).....	15-8-0	63-37-1
Total Offense.....	395	526
Return Yards.....	28	3
Punts: No-Average.....	4-43.3	3-31.3
Fumbles: No-Lost.....	1-1	5-4
Penalties/Yards.....	7/84	9/88
Quarterback Sacks—Yards.....	3-25	2-14
Time Possession.....	28:51	31:09

INDIVIDUAL STATISTICS

Rushing—Colorado: Salaam 23-135, Warren 10-68, Stewart 8-50, Hill 4-13, Joseph 1-5. **Fresno State**: Rivers 14-37, Daigle 5-14, Christian 1-6, Dunn 1-minus 5, Diller 4-minus 49.

Passing—Colorado: Stewart 15-8-0, 124. **Fresno State**: Diller 63-37-1, 523.

Receiving—Colorado: Fauria 3-27, C.Johnson 3-27, Westbrook 1-43, Cunningham 1-27. **Fresno State**: Dunn 9-149, C.Jones 6-84, Harris 5-87, Daigle 5-69, Rivers 5-58, Winans 3-33, Seabron 2-29, Christian 2-14.

Punting—Colorado: Berger 4-43.3 (49 long). **Fresno State**: Mahoney 3-31.3 (39 long).

Punt Returns—Colorado: C.Johnson 1-0. **Fresno State**: C.Jones 1-3.

Kickoff Returns—Colorado: Kidd 2-51, Team 1-minus 2. **Fresno State**: Christian 2-29, Dunn 1-18, Seabron 0-68 (fumble advance).

Interceptions—Colorado: Murphy 1-28. **Fresno State**: Kingree 1-44.

Tackle Leaders—Colorado: T.Johnson 10,1—11; Hudson 7,0—7; Henriques 4,1—5; Russell 4,0—4; Leomiti 3,0—3; Simmons 3,0—3; Wilkins 3,0—3; Rogers 3,0—3. **Fresno State**: Smith 9,1—10; Thomas 4,5—9; Papazian 7,2—9; Bell 5,2—7.



1995 FIESTA BOWL

Jan. 2, 1995 at Tempe, Ariz.

Colorado 41
Notre Dame 24

Kordell Stewart amassed 348 yards of total offense and he received plenty of help on both offense and defense as the Colorado Buffaloes easily defeated Notre Dame, 41-24, in the 24th annual Fiesta Bowl.

The game was Bill McCartney's "swan song" as CU head coach, with the win giving him a final record over 13 seasons of 93-55-5, the winningest in Colorado history.

Stewart, named the game's most valuable player, had 268 total yards in the first half alone, when the Buffs built a commanding 31-3 lead with 1:05 remaining. For the game, he rushed seven times for 143 yards and a touchdown and completed 11 of 20 passes for 205 yards and another score.

Heisman Trophy winner Rashaan Salaam rushed for 83 yards and three touchdowns, including back-to-back scores in the final five minutes of the first half that helped break the game open.

On defense, the Buffs switched from the 3-4 to the 4-3 for the game, and the result yielded relentless pressure on Irish freshman quarterback Ron Powlus. CU had seven sacks, including three by the defensive MVP in the game, Shannon Clavelle, along with 12 pressures. Butkus Award runner-up Ted Johnson led all players with 20 tackles, with two for losses and an interception.

The Buffs scored on five of their first six possessions, with Stewart the key fixture on each. He had a 29-yard run on CU's first touchdown drive, a 35-yard dash on the second, a 16-yard run and 46-yard pass to James Kidd on the third, and a 12-yard run to the 1-yard line on the fourth. And after Notre Dame had closed to within 31-17 late in the third quarter, Stewart sprinted 41 yards to set up a field goal, and threw a 37-yard pass to Kidd en route to CU's final score.



The Buffs amassed 472 yards on offense in just 23:43 of possession time, playing nearly the perfect game. CU did not commit a turnover and averaged just under eight yards per play in finishing the season with an 11-1 record and No. 3 national ranking. Notre Dame, unranked coming into the game, ended the year at 6-6.

Following the game, Salaam announced that he would forego his senior year and declared himself eligible for the NFL draft. McCartney handed the reins of the program over to new head coach Rick Neuheisel the following morning.

Colorado.....	10	21	3	7	—	41
Notre Dame	3	7	7	7	—	24

CU—Voskeritchian 33 FG	3- 0	11:38	1Q
CU—Fauria 1 pass from Stewart (Voskeritchian kick)	10- 0	5:55	1Q
Notre Dame—Cengia 29 FG	10- 3	2:01	1Q
CU—Stewart 9 run (Voskeritchian kick)	17- 3	9:21	2Q
CU—Salaam 1 run (Voskeritchian kick)	24- 3	4:07	2Q
CU—Salaam 1 run (Voskeritchian kick)	31- 3	1:35	2Q
Notre Dame—Mayes 7 pass from Powlus (Cengia kick)	31-10	0:05	2Q
Notre Dame—Mayes 40 pass from Powlus (Cengia kick)	31-17	5:47	3Q
CU—Voskeritchian 48 FG	34-17	1:55	3Q
CU—Salaam 5 run (Voskeritchian kick)	41-17	9:29	4Q
Notre Dame—Wallace 7 pass from Powlus (Schroffner kick)	41-24	2:07	4Q

Attendance: 73,968

Time: 3:22

Weather: 60 degrees, clear skies, 3 mph winds (SW)

TEAM STATISTICS

	COLORADO	NOTRE DAME
First Downs.....	18	22
Third Down Efficiency.....	5-11	10-19
Fourth Down Efficiency.....	0-0	1-3
Rushes—Net Yards	39-246	45-149
Passing Yards.....	226	259
Passes (Att-Comp-Int)	21-12-0	35-18-1
Total Offense	472	408
Return Yards	19	0
Punts: No-Average	4-36.0	5-33.0
Fumbles: No-Lost.....	0-0	2-0
Penalties/Yards.....	4/35	3/25
Quarterback Sacks—Yards	7-27	0-0
Time Possession	23:43	36:17

INDIVIDUAL STATISTICS

Rushing—Colorado: Stewart 7-143, Salaam 27-83, Troutman 2-20, Detmer 2-2, Henry 1-minus 2. **Notre Dame:** Becton 17-81, Mosley 3-21, Zellars 5-21, Powlus 15-12, Sollmann 1-9, Edwards 2-4, Farmer 2-1.

Passing—Colorado: Stewart 20-11-0, 205; Detmer 1-1-0, 21. **Notre Dame:** Powlus 34-18-1, 259; Stafford 1-0-0, 0.

Receiving—Colorado: Westbrook 4-70, Kidd 2-83, Savoy 2-58, Fauria 2-3, Carruth 1-6, Salaam 1-6. **Notre Dame:** Mayes 4-93, Becton 3-60, Mosley 3-34, Zellars 2-25, Stafford 2-22, McBride 2-21, Wallace 1-7, Farmer 1-minus 3.

Punting—Colorado: Mitchell 4-36.0 (44 long). **Notre Dame:** Wachtel 4-33.0 (44 long), Powlus 1-33.0.

Punt Returns—Colorado: Hudson 2-12. **Notre Dame:** none.

Kickoff Returns—Colorado: Troutman 2-34, Henry 1-13, Olson 1-0. **Notre Dame:** Sollmann 5-103, Stafford 1-29, Zellars 1-17.

Interceptions—Colorado: Johnson 1-7. **Notre Dame:** none.

Tackle Leaders—Colorado: Johnson 10-18; Russell 7-5-12; Phillips 3-6-9; Clavelle 4-4-8; Hicks 3-4-7; Leomiti 3-3-6; Jones 4-1-5; Rosga 3-2-5. **Notre Dame:** Gibson 1-6-7; Nau 3-4-7; Grasmanis 2-4-6; Davis 4-1-5; Wooden 4-1-5.

1996 COTTON BOWL

Jan. 1, 1996 at Dallas, Texas

Colorado 38
Oregon 6

John Hessler threw for two touchdowns and ran for another and Herchell Troutman rushed for 100 yards and a score as the No. 7 Colorado Buffaloes rallied from a sluggish start in easily defeating the No. 12 Oregon Ducks, 38-6, in the 60th annual Cotton Bowl.

The Buffs overcame two early turnovers and a long kickoff return, holding the Ducks to just two field goals. The defense clamped down all afternoon on the potent Oregon attack, especially when the Ducks worked into CU territory; Oregon had just the six points in nine penetrations across midfield.

Trailing 6-0, Hessler directed CU on a six-play, 80-yard drive in just 97 seconds, with Hessler running the ball in himself from a yard out on the first play of the second quarter. After the teams exchanged possessions, the Ducks drove to the CU 9, where a Tony Graziani pass was intercepted by freshman Marcus Washington, who then returned the ball 95 yards for the longest interception return for a touchdown in CU bowl history.

Washington's heroics enabled the Buffs to take a 13-6 lead into the lockerroom, as the weather continued to get worse. A light rainfall increased as the game went on, with winds gusting to 20 miles per hour, making the field conditions worsen.

Though the weather was more Oregon-like, it didn't appear to bother Colorado. The Buffaloes broke open the close game in the third quarter with three touchdowns, with a six-yard run by Troutman sandwiched in the middle of two Hessler touchdown passes to Matt Lepsis and Phil

Savoy. Troutman ran over right tackle for a 55-yard gain, the longest run ever by a Buff in the postseason, to set up CU's first second-half score.

Troutman was named the game's most valuable player on offense, with Washington garnering the same honor on defense, making six tackles in addition to his interception return.

Colorado owned a 313-258 edge in total offense, but the day belonged to the defense, and Oregon averaged just 3.5 yards per play and was forced into five turnovers. The win enabled Rick Neuheisel's Buffs to finish 10-2 on the season and No. 4 in the nation (USA Today/ CNN poll; No. 5 in the Associated Press).

Colorado.....	0	13	19	6	—	38
Oregon.....	6	0	0	0	—	6

Oregon—Smith 25 FG	0- 3	12:53	1Q
Oregon—Smith 33 FG	0- 6	8:33	1Q
CU—Hessler 1 run (Voskeritchian kick)	7- 6	14:56	2Q
CU—Washington 95 interception return (kick failed)	13- 6	6:31	2Q
CU—Lepsis 2 pass from Hessler (Voskeritchian kick)	20- 6	13:37	3Q
CU—Troutman 6 run (kick failed)	26- 6	8:40	3Q
CU—Savoy 12 pass from Hessler (kick blocked)	32- 6	5:42	3Q
CU—Abdul-Rahmaan 5 run (kick blocked)	38- 6	1:11	4Q

Attendance: 58,214

Time: 3:50

Weather: 45 degrees, cloudy skies, light-to-heavy rain, 18 mph winds (N)

TEAM STATISTICS

	COLORADO	OREGON
First Downs.....	16	16
Third Down Efficiency.....	4-15	2-15
Fourth Down Efficiency.....	1-3	2-4
Rushes—Net Yards	41-170	29-96
Passing Yards.....	143	162
Passes (Att-Comp-Int)	27-12-2	44-21-2
Total Offense	313	258
Return Yards	138	30
Punts: No-Average	4-28.5	5-38.4
Fumbles: No-Lost.....	2-1	4-3
Penalties/Yards.....	6/41	8/67
Quarterback Sacks—Yards	3-33	5-29
Time Possession	29:59	30:01

INDIVIDUAL STATISTICS

Rushing—Colorado: Troutman 13-100, Henry 7-38, M.Barnes 5-25, Savoy 1-13, Abdul-Rahmaan 4-3, Hessler 11-minus 9. **Oregon:** Whittle 12-50, Parker 3-43, Jelks 3-14, Graziani 11-minus 11.

Passing—Colorado: Hessler 26-11-2, 115; Mitchell 1-1-0, 28. **Oregon:** Graziani 37-19-2, 113; Smith 6-2-0, 49; Parker 1-0-0, 0.

Receiving—Colorado: Savoy 3-29, Kidd 2-73, Henry 2-minus 6, Black 1-28, Carruth 1-11, Troutman 1-4, Anderson 1-2, Lepsis 1-2. **Oregon:** Whittle 4-18, McLemore 3-26, Hodge 2-33, Jelks 2-21, Griffin 2-17, Wilcox 2-17, Spence 2-9, Parker 2-8, Anderson 1-16, Ricketts 1-minus 3.

Punting—Colorado: Mitchell 4-28.5 (38 long). **Oregon:** Bidwell 5-38.4 (48 long).

Punt Returns—Colorado: Davis 1-2. **Oregon:** Johnson 1-2.

Kickoff Returns—Colorado: Troutman 2-15, Henry 1-10.

Oregon: Whittle 1-63, Johnson 1-18, Spence 1-8, Parker 1-0.

Interceptions—Colorado: Washington 1-95, Rosga 1-26.

Oregon: Wheaton 1-21, Ruhl 1-7.

Tackle Leaders—Colorado: Russell 6-4-10; Cunningham 6-1-7; Washington 5-1-6; Hicks 4-2-6; Leomiti 4-0-4; Wilkins 3-1-4; Jones 1-3-4. **Oregon:** Bailey 5-2-7; Collins 5-2-7; Barnes 4-1-5; Asher 2-2-4; Wheaton 2-2-4.




1996 HOLIDAY BOWL

Dec. 30, 1996 at San Diego, Calif.

Koy Detmer and Rae Carruth completed their careers in style, rallying No. 8 Colorado from an early two touchdown deficit to defeat No. 13 Washington, 33-21, in the 19th annual Holiday Bowl.

Detmer, who was named the game's offensive most valuable player, hooked up with Carruth on a 76-yard touchdown pass with 2:25 left in the first quarter to get the Buffaloes on the scoreboard. Until that play, the Huskies used a pair of Corey Dillon touchdown runs to build a 14-0 lead, threatening CU's three-game bowl winning streak and a chance at a third straight 10-win season.

Colorado pulled even four minutes into the second quarter, when defensive MVP Nick Ziegler intercepted a Brock Huard pass and returned it 31 yards for the first touchdown of his collegiate career. Washington answered with a Jerome Pathon 86-yard kickoff return for a 21-14 lead, but those would be the last points CU would allow on the night. Darrin Chiaverini tied the score at 21 with a seven-yard TD pass from Detmer, and Jeremy Aldrich's 42-yard field goal gave CU its first lead at 24-21 with 1:50 left in the first half.



CU added nine second half points on a 36-yard Aldrich field goal and a four-yard touchdown pass from Detmer to Carruth. The Buff defense held the Huskies to just 129 yards and seven first downs in the second half, and Washington's only scoring chance resulted in a blocked field goal attempt by Mike Phillips.

Detmer and Carruth respectively set CU bowl records for passing yards (371) and receiving yards (162). The Buffs had a 414-341 edge in total offense in the game, but a 373-204 edge after UW took its 14-0 lead. It was the largest deficit in CU bowl game history in which the Buffs rallied to win, and the fifth largest comeback in NCAA bowl annals.

CU finished 10-2 for second straight season, and earned a final ranking of No. 8 in the nation.

Colorado.....	7	17	3	6	—	33
Washington	14	7	0	0	—	21

Washington—Dillon 2 run (Jones kick)	0- 7	12:04	1Q
Washington—Dillon 12 run (Jones kick)	0-14	3:10	1Q
CU—Carruth 76 pass from Detmer (Aldrich kick)	7-14	2:25	1Q
CU—Ziegler 31 interception return (Aldrich kick)	14-14	11:00	2Q
Washington—Pathon 86 kickoff return (Jones kick)	14-21	10:49	2Q
CU—Chiaverini 7 pass from Detmer (Aldrich kick)	21-21	8:26	2Q
CU—Aldrich 42 FG	24-21	1:50	2Q
CU—Aldrich 36 FG	27-21	8:08	3Q
Washington—Carruth 4 pass from Detmer (pass failed)	33-21	8:34	4Q

Attendance: 54,749

Time: 3:45

Weather: 61 degrees, cloudy skies, 8 mph winds (SW)

TEAM STATISTICS

	COLORADO	WASHINGTON
First Downs.....	24	18
Third Down Efficiency.....	5-14	6-16
Fourth Down Efficiency.....	1-1	1-2
Rushes—Net Yards	30-43	37-138
Passing Yards.....	371	203
Passes (Att-Comp-Int)	45-25-0	37-21-1
Total Offense	414	341
Return Yards.....	63	11
Punts: No-Average	5-34.6	7-37.1
Fumbles: No-Lost.....	3-1	1-0
Penalties/Yards.....	5/39	7/75
Quarterback Sacks—Yards	5-29	1-6
Time Possession	29:36	30:24

INDIVIDUAL STATISTICS

Rushing—Colorado: Troutman 9-22, Fisk 5-14, Henry 11-14, Abdul-Rahmaan 1-minus 1, Detmer 4-minus 6. **Washington:** Dillon 30-140, Huard 7-minus 2.

Passing—Colorado: Detmer 45-25-0, 371. **Washington:** Huard 37-21-1, 203.

Receiving—Colorado: Carruth 7-162, Chiaverini 7-94, Henry 3-37, Troutman 3-10, Lepsis 2-17, Anderson 1-17, Kidd 1-17, Savoy 1-17. **Washington:** Pathon 5-96, Coleman 5-38, Dillon 3-31, Janoski 3-20, Cleeland 2-2, Kissel 1-6, Reed 1-6, Harris 1-4.

Punting—Colorado: Pietsch 5-34.6 (42 long). **Washington:** Prince 4-42.3 (49 long), Sarshar 3-30.3 (38 long).

Punt Returns—Colorado: Rosga 4-32. **Washington:** Jarzynka 3-11.

Kickoff Returns—Colorado: Nabholz 1-14, Johanninger 1-5, Dickey 1-0, Henry 1-0. **Washington:** Pathon 2-120, Jarzynka 2-46, Coleman 1-12.

Interceptions—Colorado: Ziegler 1-31. **Washington:** none.

Tackle Leaders—Colorado: Black 9,3—12; Russell 7,3—10; Rosga 7,2—9; Jones 3,2—5; Merkerson 4,0—4; Phillips 4,0—4. **Washington:** Fiala 9,0—9; Burton 6,0—6; Parrish 5,1—6; Aleaga 4,2—6; Campbell 4,1—5.

1998 ALOHA BOWL

Dec. 25, 1998 at Honolulu, Hawai'i

Ben Kelly set the tone for the day by returning the opening kickoff for a touchdown, as the Colorado Buffaloes built a 30-point third quarter lead and then held off the No. 21 Oregon Ducks, 51-43, in the 17th annual Aloha Bowl.

Kelly raced 93 yards for a score to start a busy day at Aloha Stadium, as 164 points would be tallied in college football's first-ever bowl doubleheader (Air Force beat Washington, 45-25, in the Oahu Bowl later that afternoon).

Mike Moschetti set a CU bowl record by throwing four touchdown passes in the game, the first coming late in the first quarter after Jeremy Aldrich's 48-yard field goal had given CU a 10-0 lead. Javon Green caught the five-yard toss and the Buffs were up 17-0.

Moschetti, CU's most valuable player in the game, threw scoring passes of 58 yards to Marcus Stiggers and 72 yards to Darrin Chiaverini in the second quarter, as the Buffaloes built a 37-14 halftime edge. Aldrich added a pair of field goals in the quarter, and his three in the game also established a new CU postseason best.

Damen Wheeler gave CU its biggest lead of the day at 44-14 after he raced into the backfield and plucked off an Akili Smith pass and ran 52 yards for a touchdown; he actually swiped the ball while it was traveling backwards, so the play was classified an intercepted pitch. Oregon chipped away at the CU advantage and had cut it to 44-28 early in the fourth quarter, but a 57-yard drive ended by a 20-yard TD pass from Moschetti to Daniel Graham worked the lead back up to 51-28. The Ducks wouldn't give up, adding two more scores to pull to within



the final score of 51-43, as the CU defense rose to the occasion the one time Oregon had the ball with a chance to tie the game. The Buff defense forced three incompletions and Hannibal Navies added a 13-yard sack to keep the Ducks at bay.

Oregon outgained CU, 535-397, but the Buffs averaged more yards per play (6.7-6.6), basically scoring at will, and forced the Ducks into six turnovers that led to 23 Colorado points. The win was Colorado's fifth straight in the bowls, giving the Buffs the nation's longest active streak. It would also be the final game for CU head coach Rick Neuheisel, who resigned two weeks later to take over as head coach at Washington.

Colorado.....	17	20	7	7	—	51
Oregon.....	0	14	7	22	—	43

CU—Kelly 93 kickoff return (Aldrich kick)	7- 0	14:43	1Q
CU—Aldrich 48 FG	10- 0	6:36	1Q
CU—Green 5 pass from Moschetti (Aldrich kick)	17- 0	2:10	1Q
Oregon—Latimer 11 run (Villegas kick)	17- 7	13:23	2Q
CU—Stiggers 58 pass from Moschetti (Aldrich kick)	24- 7	12:19	2Q
CU—Aldrich 41 FG	27- 7	10:00	2Q
Oregon—Latimer 4 run (Villegas kick)	27-14	7:11	2Q
CU—Chiaverini 72 pass from Moschetti (Aldrich kick)	34-14	6:53	2Q
CU—Aldrich 23 FG	37-14	0:02	2Q
CU—Wheeler 52 intercepted pitch return (Aldrich kick)	44-14	10:39	3Q
Oregon—Weaver 9 pass from Smith (Villegas kick)	44-21	7:31	3Q
Oregon—Latimer 1 run (Villegas kick)	44-28	13:34	4Q
CU—Graham 20 pass from Moschetti (Aldrich kick)	51-28	10:45	4Q
Oregon—Smith 1 run (Villegas kick)	51-35	7:13	4Q
Oregon—Haynes 42 pass from Smith (Nero pass from Smith)	51-43	5:55	4Q

Attendance: 34,803

Time: 3:48

Weather: 77 degrees, fair skies, misty early, 14 mph winds (NE)

TEAM STATISTICS

	COLORADO	OREGON
First Downs.....	13	27
Third Down Efficiency.....	3-14	7-13
Fourth Down Efficiency.....	0-1	0-2
Rushes—Net Yards	35-176	36-71
Passing Yards.....	221	456
Passes (Att-Comp-Int)	24-12-0	45-24-1
Total Offense	397	527
Return Yards.....	76	56
Punts: No-Average	6-51.5	4-48.3
Fumbles: No-Lost.....	3-1	5-5
Penalties/Yards.....	8/75	4/30
Quarterback Sacks—Yards	4-27	2-13
Time Possession	26:42	33:18

INDIVIDUAL STATISTICS

Rushing—Colorado: Cherrington 10-92, Stiggers 1-28, D.Barton 4-24, M.Barnes 8-24, Johnson 3-5, Moschetti 9-3. **Oregon:** Latimer 19-74, Chance 1-4, Cooper 1-0, Ho-Ching 6-0, A.Smith 9-minus 7.

Passing—Colorado: Moschetti 23-11-0, 213; Johnson 1-1-0, 8. **Oregon:** A.Smith 45-24-1, 456.

Receiving—Colorado: Chiaverini 3-96, Stiggers 3-81, Cherrington 2-12, Green 2-4, Graham 1-20, Washington 1-8. **Oregon:** Griffin 8-146, Haynes 7-148, Nero 3-63, Weaver 3-45, Latimer 1-33, Collins 1-15, Young 1-6.

Punting—Colorado: Pietsch 6-51.5 (62 long). **Oregon:** M.Smith 4-48.3 (52 long).

Punt Returns—Colorado: Kelly 3-1. **Oregon:** Fletcher 3-56.

Kickoff Returns—Colorado: Kelly 3-121, Chiaverini 1-minus 7. **Oregon:** Fletcher 4-81, Cooper 3-57.

Interceptions—Colorado: Sanders 1-0. **Oregon:** none.

Fumble Returns—Colorado: Wheeler 1-52, Sanders 1-23. **Oregon:** none.

Tackle Leaders—Colorado: Navies 5,3—8; Wright 5,3—8; Sanders 4,4—8; Wheeler 3,3—6; Ziegler 3,2—5; Washington 2,3—5; Sykes 2,3—5. **Oregon:** Vandiver 5,10—15; McLemore 4,3—7; Wilcox 3,3—6; Fletcher 2,3—5; Chevront 1,4—5.



1999 INSIGHT.COM BOWL

Dec. 31, 1999 at Tucson, Ariz.

Colorado 62
Boston College 28

Colorado scored six first half touchdowns from its offense, defense as well as special teams in building an insurmountable 45-7 lead en route to a 62-28 thrashing of Boston College in the 11th annual Insight.com Bowl, CU's nation-best sixth bowl win in a row.

The Buffaloes took the opening kickoff and marched 65 yards in 13 plays, with Cortlen Johnson's 10-yard run capping the drive to give CU a 7-0 lead. Boston College drove to the CU 26 on its first possession, but a 43-yard field goal sailed wide to take some steam out of the Eagles. Quarterback Mike Moschetti then engineered a 12-play, 74-yard drive, and called his own number to score on a 2-yard run and CU led, 14-0, with just 1:47 left in the period.

Then a barrage of returns for touchdowns sealed BC's fate. Thirty seconds and three plays after the Moschetti score, Jashon Sykes intercepted a Tim Hasselbeck pass and returned it 29 yards for a 21-0 lead. A little over four minutes into the second quarter, Rashidi Barnes did the same, stealing a Brian St. Pierre pass and rambling 21 yards into the end zone to make it 28-0. The Buffalo defense stopped the Eagles cold on their next possession, but the elation of a Kevin McMyler 55-yard punt to the CU 12 was short-lived as Ben Kelly raced 88 yards with the ball for a touchdown, the longest in NCAA bowl history, and a 35-0 Colorado lead. After George White intercepted a Moschetti pass and ran it back for a 78-yard score, Johnson added his second touchdown on the day and Jeremy Aldrich the first of two field goals for the 45-7 lead at intermission.

There were a couple of more quirky scores in the second half, as BC recovered its

own fumble in the end zone for a score and got its last touchdown on a blocked punt return, but the game was over at halftime.

Johnson ran for 201 yards on just 15 carries, and was named to Sports Illustrated's All-Bowl team. CU set numerous school records and the 62 points were the third most ever scored in any bowl. And by scoring in all four quarters, the Buffs extended another amazing streak, as CU ended the 20th century scoring in 15 consecutive bowl quarters and in 26 of its last 27.

The win also gave CU a final record of 7-5 under first-year coach Gary Barnett, and it was Barnett's first win as a head coach in a bowl in three games (he was 0-2 at Northwestern before coming to Colorado).

Colorado.....	21	24	10	7	—	62
Boston College.....	0	7	7	14	—	28

CU—C.Johnson 10 run (Aldrich kick)	7- 0	11:05	1Q
CU—Moschetti 2 run (Aldrich kick)	14- 0	1:47	1Q
CU—Sykes 29 interception return (Aldrich kick)	21- 0	1:17	1Q
CU—Barnes 21 interception return (Aldrich kick)	28- 0	10:47	2Q
CU—Kelly 88 punt return (Aldrich kick)	35- 0	8:50	2Q
BC—White 78 interception return (Match kick)	35- 7	7:22	2Q
CU—C.Johnson 2 run (Aldrich kick)	42- 7	5:53	2Q
CU—Aldrich 26 FG	45- 7	0:29	2Q
CU—Aldrich 21 FG	48- 7	6:40	3Q
BC—Arndt rec. fumble in end zone (Match kick)	48-14	3:36	3Q
CU—Hollowell 18 pass from Moschetti (Mariscal kick)	55-14	2:53	3Q
CU—Colvin 4 run (Mariscal kick)	62-14	14:53	4Q
BC—Burke 2 pass from Hasselbeck (Match kick)	62-21	7:37	4Q
BC—Bessette 9 blocked punt return (Match kick)	62-28	5:55	4Q

Attendance: 35,762

Time: 3:21

Weather: 62 degrees, partly cloudy skies, 5 mph winds (NW)

TEAM STATISTICS

	COLORADO	BOSTON COL.
First Downs.....	29	12
Third Down Efficiency.....	8-15	5-18
Fourth Down Efficiency.....	1-1	3-3
Rushes—Net Yards.....	50-347	35-96
Passing Yards.....	176	159
Passes (Att-Comp-Int).....	27-16-1	35-14-3
Total Offense.....	523	255
Return Yards.....	184	128
Punts: No-Average.....	3-27.7	6-41.0
Fumbles: No-Lost.....	1-0	2-1
Penalties/Yards.....	5/40	6/62
Quarterback Sacks—Yards.....	1-7	1-6
Time Possession.....	31:38	28:22

INDIVIDUAL STATISTICS

Rushing—Colorado: C.Johnson 15-201, Stiggers 4-24, Cherrington 3-23, Moschetti 8-23, Andrews 3-15, Reed 6-15, Hollowell 2-14, Page 2-8, D.Barton 1-7, Colvin 2-7, Drumm 2-5, Johnson 2-5. **Boston College:** Green 11-32, Washington 16-30, Hasselbeck 6-25, Robbins 1-5, St. Pierre 1-4.

Passing—Colorado: Moschetti 25-15-1, 167; Colvin 2-1-0, 9. **Boston College:** Hasselbeck 32-13-2, 146; Robbins 1-1-0, 13, St. Pierre 2-0-1, 0.

Receiving—Colorado: Graham 3-51, Stiggers 3-41, Hollowell 3-38, Green 3-21, Cherrington 1-9, Reed 1-9, Minardi 1-5, Cormier 1-2. **Boston College:** DeWalt 4-70, Burch 4-47, Washington 2-3, Arndt 1-19, Cervi 1-13, Daniels 1-5, Burke 1-2.

Punting—Colorado: Pietsch 2-41.5 (50 long), Team 1-0.

Boston College: McMyler 6-41.0 (55 long).

Punt Returns—Colorado: Kelly 5-127. **Boston College:** Parent 1-24, DeWalt 1-2, Bessette 0-9 (lateral).

Kickoff Returns—Colorado: Stiggers 1-12, Hollowell 1-5. **Boston College:** Daniels 6-130, Green 3-79, Ellis 1-3.

Interceptions—Colorado: Sykes 1-29, Barnes 1-21, Lewis 1-7. **Boston College:** G.White 1-78.

Tackle Leaders—Colorado: Sykes 6,3—9; Robinson 7,0—7; Wheeler 5,2—7; Barnes 4,1—5; Killion 3,2—5; Lewis 2,3—5. **Boston College:** Bessette 8,1—9; Chamberlain 7,1—8; Orday 7,0—7; Cirino 6,1—7; G.White 5,1—6.

2002 FIESTA BOWL

Jan. 1, 2002 at Tempe, Ariz.

Oregon 38
Colorado 16

It was only the sixth postseason meeting ever between Nos. 2 and 3, but second-ranked Oregon proved to be too much for third-ranked Colorado as the Ducks defeated the Buffaloes, 38-16. The loss snapped CU's nation-best six game bowl winning streak.

The Buffs scored first—and last—but it was in-between when Oregon flashed the muscle of its powerful passing attack when it outscored CU 38-0 from late in the first quarter to early in the fourth.

Colorado took a 7-0 lead after Brandon Drumm's 1-yard plunge capped an 11-play, 65-yard drive at the 6:26 mark of the first quarter. But the complexion of the game changed over the course of remainder of the first half. UO's star quarterback, Heisman finalist Joey Harrington, threw three touchdown passes, including a 28-yard strike to Keenan Howry to tie the score late in the first. Two drives later, early in the second stanza, Harrington and Samie Parker hooked up on a 79-yard strike that put the Ducks up for good. He combined with Onterio Smith for a 6-yard score with 2:29 left before the half that gave the Ducks a 21-7 lead.

Two bad breaks did in the Buffs in the third quarter. With Oregon getting ball first, CU needed a defensive stop, but Maurice Morris broke at least half a dozen tackles in rambling 49 yards for a touchdown and a 28-7 UO lead less than three minutes into the half. Colorado then came back and drove to the Duck 26, where Bobby Pesavento scrambled free and hit Derek McCoy for an apparent touchdown. But the SEC official, some 20 yards behind the play, ruled Pesavento had

crossed the line of scrimmage, negating the play. Television replays showed Pesavento was not over, but the call stood and took what little wind was left in CU's sails at the time.

Oregon extended the lead to 38-7, with Harrington throwing a fourth scoring pass, with 9:38 left. Colorado did get back on the board with a 39-yard field goal from Jeremy Flores and ended the game's scoring with a Craig Ochs to Daniel Graham 4-yard touchdown pass in the final seconds.

Graham set a CU bowl record with 10 receptions, but Oregon allowed CU only 49 net rushing yards after a potent Buff ground game ran up 603 in their final two regular season games. Oregon finished the season with an 11-1 record but couldn't overtake Miami in the final polls; CU closed at 10-3, ending at No. 9 in both major polls.

Oregon.....	7	14	10	7	—	38
Colorado.....	7	0	0	9	—	16

CU—Drumm 1 run (Brougham kick)	7- 0	6:26	1Q
Oregon—Howry 28 pass from Harrington (Siegel kick)	7- 7	3:48	1Q
Oregon—Parker 79 pass from Harrington (Siegel kick)	7-14	13:13	2Q
Oregon—Smith 6 pass from Harrington (Siegel kick)	7-21	2:29	2Q
Oregon—Morris 49 run (Siegel kick)	7-28	12:33	3Q
Oregon—Siegel 47 FG	7-31	12:03	4Q
Oregon—Peelle 4 pass from Harrington (Siegel kick)	7-38	9:38	4Q
CU—Flores 39 FG	10-38	5:47	4Q
CU—Graham 4 pass from Ochs (kick failed)	16-38	0:18	4Q

Attendance: 74,118

Time: 3:33

Weather: 66 degrees, clear skies, 6 mph winds (variable)

TEAM STATISTICS

	COLORADO	OREGON
First Downs.....	20	22
Third Down Efficiency.....	6-19	7-13
Fourth Down Efficiency.....	3-3	0-0
Rushes—Net Yards.....	31-49	28-150
Passing Yards.....	279	350
Passes (Att-Comp-Int).....	47-24-3	42-28-1
Total Offense.....	328	500
Return Yards.....	39	39
Punts: No-Average.....	5-40.8	5-36.2
Fumbles: No-Lost.....	1-0	0-0
Penalties/Yards.....	8/55	8/74
Quarterback Sacks—Yards.....	0-0	4-25
Time Possession.....	28:55	31:05

INDIVIDUAL STATISTICS

Rushing—Colorado: Brown 9-30, C.Johnson 8-24, Purify 6-19, Drumm 1-1, Pesavento 1-minus 5, Ochs 3-minus 20. **Oregon:** Morris 11-89, O.Smith 14-51, Line 2-7, Willis 1-3.

Passing—Colorado: Ochs 20-13-1, 140; Pesavento 27-11-2, 139. **Oregon:** Harrington 42-28-1, 350.

Receiving—Colorado: Graham 10-89, McCoy 5-66, C.Johnson 3-50, M.Brunson 3-35, Cormier 2-25, Houston 1-14. **Oregon:** Parker 9-162, Willis 6-62, Peelle 5-66, Howry 3-33, O.Smith 3-8, Line 1-16, Wighster 1-3.

Punting—Colorado: Mariscal 5-40.8 (51 long). **Oregon:** Arroyo 4-41.8 (54 long), Harrington 1-14.0 (14 long).

Punt Returns—Colorado: Hollowell 3-25. **Oregon:** Howry 3-4.

Kickoff Returns—Colorado: Hollowell 5-122, Surrell 2-37. **Oregon:** Amundson 2-28, O.Smith 1-121.

Interceptions—Colorado: Robinson 1-14. **Oregon:** S.Smith 3-35.

Tackle Leaders—Colorado: Lewis 9,3—12; Robinson 4,3—7; J.Johnson 4,3—7; Brayton 5,0—5; Bannan 4,1—5; Tufts 2,3—5; Strickland 1,4—5. **Oregon:** Mallard 6,7—13; Moretti 6,5—11; Mitchell 5,5—10; Lewis 3,5—8; Bauman 4,1—5.



2002 ALAMO BOWL

Dec. 28, 2002 at San Antonio, Texas

Wisconsin 31
Colorado 28 (OT)

No. 14 Colorado didn't have much luck in the Lone Star state three weeks earlier in its 29-7 loss to Oklahoma in the Big12 Championship game in Houston, and the return to Texas just after Christmas proved just as disappointing as the Buffaloes fell in overtime to Wisconsin, 31-28, in the Alamo Bowl presented by MasterCard.

Mike Allen's 37-yard field goal in overtime, after CU failed to score to open the extra session, completed a wild rally for the Badgers. Wisconsin tied the game with 51 seconds left in regulation when quarterback Brooks Bollinger scored from a yard out, which concluded a frantic 10-play, 80-yard march in 94 seconds.

Colorado took a 7-0 lead four minutes into the contest when Donald Strickland ended an early UW threat when he picked off a Bollinger pass at the CU 9 and raced 91 yards for the game's first points. The Badgers tied the game two possessions later, capitalizing on an interception of their own with Anthony Davis scoring on a 4-yard run to top off a short 19-yard drive. CU grabbed the lead back on the final play of the quarter, going up 14-7 after quarterback Robert Hodge hooked up with D.J. Hackett on a 10-yard touchdown pass that finished off an 11-play, 83-yard drive.

But Wisconsin owned the second quarter, scoring two more touchdowns on the heels of Hodge's second and third interceptions. Bollinger hit Brandon Williams with a 10-yard TD pass and Darrin Charles with a 7-yard toss, both on third down plays as the Badgers scored their three first half scores on combined drives of just 93 yards.

San Antonio native Zac Colvin replaced Hodge for the final first half series and led the Buffs to two scores in the third quarter. As Wisconsin did in converting CU interceptions, the Buffs did the same in converting Badger fumbles into third down

touchdowns. Chris Brown scored on a 4-yard run midway into the period after the Badgers fumbled a Mark Mariscal punt. Davis fumbled on the first play of Wisconsin's next drive, with Kory Mossoni recovering at the UW17. Colvin found Hackett in the end zone for an 11-yard touchdown play that put CU up for the final time, 28-21. CU managed to tie the game and take the lead on two drives that totaled all of 42 yards.

A stalemate then ensued until UW took over on its own 20 with just 2:25 remaining. The game-tying drive included two conversions on fourth downs, the first on a 4th-and-18 (a 27 yards pass from Bollinger to Williams) and the next on a 4th-and-10 (Bollinger to Charles for 28 yards).

CU ran out the clock and couldn't gain any yards on three plays in the overtime; Patrick Brougham's 45-yard field goal try sailed wide right, setting the stage for Wisconsin to grab the victory on Allen's kick.

The only other overtime game in the 2002-03 bowl season was the Tostitos Fiesta Bowl, where Ohio State topped Miami, Fla., in two overtimes to win the national championship.

Colorado.....	14	0	14	0	0	—	28
Wisconsin	7	14	0	7	3	—	31

CU—Strickland 91 interception return (Brougham kick)	7-0	11:07	1Q
Wisconsin—Davis 4 run (Allen kick)	7-7	4:54	1Q
CU—Hackett 10 pass from Hodge (Brougham kick)	14-7	0:00	1Q
Wisconsin—Williams 10 pass from Bollinger (Allen kick)	14-14	5:19	2Q
Wisconsin—Charles 7 pass from Bollinger (Allen kick)	14-21	0:32	2Q
CU—Brown 4 run (Brougham kick)	21-21	7:37	3Q
CU—Hackett 11 pass from Colvin (Brougham kick)	28-21	5:58	3Q
Wisconsin—Bollinger 1 run (Allen kick)	28-28	0:51	4Q
Wisconsin—Allen 37 FG	28-31	OT

Attendance: 50,690

Time: 3:43

Weather: 72 degrees in controlled environment (Alamodome)

TEAM STATISTICS

	COLORADO	WISCONSIN
First Downs.....	13	21
Third Down Efficiency.....	6-16	5-14
Fourth Down Efficiency.....	1-1	2-3
Rushes—Net Yards	44-123	51-193
Passing Yards.....	77	163
Passes (Att-Comp-Int)	18-9-3	24-12-1
Total Offense	200	356
Return Yards	99	51
Punts: No-Average	6-40.8	5-36.0
Fumbles: No-Lost.....	1-0	3-3
Penalties/Yards.....	9/71	6/64
Quarterback Sacks—Yards	1-7	0-0
Time Possession	29:23	30:37

INDIVIDUAL STATISTICS

Rushing—Colorado: Brown 28-97, Calhoun 9-16, Colvin 3-10, Hodge 1-3, Team 3-minus 3. **Wisconsin:** Davis 25-99, Bollinger 20-82, Smith 5-15, Team 1-minus 3.

Passing—Colorado: Hodge 13-6-3, 6; Colvin 5-3-0, 15. **Wisconsin:** Bollinger 24-12-1, 163.

Receiving—Colorado: Hackett 3-30, Drumm 2-16, Monteilh 1-20, Donahoe 1-11, Williams 1-1, Calhoun 1-minus 1. **Wisconsin:** Williams 5-83, Charles 5-67, Bernstein 1-9, Smith 1-4.

Punting—Colorado: Mariscal 6-40.8 (47 long). **Wisconsin:** Morse 5-36.0 (40 long).

Punt Returns—Colorado: Bloom 3-8. **Wisconsin:** Williams 2-34, Leonhard 1-minus 4.

Kickoff Returns—Colorado: Sneed 3-49. **Wisconsin:** Pettus 2-53, Williams 2-31.

Interceptions—Colorado: Strickland 1-91. **Wisconsin:** Jones 1-13, Starks 1-7, Leonhard 1-1.

Tackle Leaders—Colorado: Mooror 10.5—15; Strickland 8.0—8; Tufts 5.2—7; Harris 5.1—6; Jwuh 4.2—6; Wilder 4.1—5; Jackson 2.3—5. **Wisconsin:** Lewis 4.5—9; Mack 3.6—9; Hawthorne 3.5—8; Aiello 3.5—8.

2004 HOUSTON BOWL

Dec. 29, 2004 at Houston, Texas

Colorado 33
UTEP 28

HOUSTON — Joel Klatt passed for 333 yards and two touchdowns, both coming in the fourth quarter, and Tom Hubbard had two interceptions in leading Colorado to a 33-28 come-from-behind victory over the Texas-El Paso Miners in the second annual EVI.Net Houston Bowl.

The Buffaloes spotted UTEP a 14-3 first quarter lead, but held the Miners to just 191 yards while outscoring them 30-14 over the last three periods. Klatt and Hubbard were respectively named the game's offensive and defensive most valuable players, though there were many stars for the Buffaloes on this afternoon.

Mason Crosby made good on 4-of-6 field goal tries, tight end Joe Klopfenstein had a record day, punter John Torp neutralized UTEP's return game and linebackers Thaddaeus Washington and Akarika Dawn combined for 16 tackles with five for losses and two quarterback sacks.

Trailing 21-19 to open the fourth quarter, UTEP answered a Buff field goal on the previous possession with a 4-play, 80-yard drive capped by a 3-yard touchdown pass from Jordan Palmer to Johnnie Higgins. That was the end of the fireworks for UTEP and it lit a fuse for the Buffaloes.

Colorado came right back on the first play of its next possession. Klatt hit a streaking Klopfenstein across the middle, with the junior breaking two tackles and outrunning a safety for a 78-yard touchdown reception. It was the longest play by a tight end in Colorado history, some 21 yards longer than the previous best. Crosby's PAT kick brought CU back to within 28-26.

The Miners then worked the ball to midfield, and on a 2nd-and-13, Palmer was intercepted by Hubbard at the Buff 28 to end the threat with 11:10 on the clock. CU immediately countered with a six play drive that covered 72 yards that had a little bit of everything.

Klatt hit Ron Monteilh for a short seven-yard gain on first down, but the next two plays yielded a zero yard rush by Bobby Purify and then an incomplete pass. On 4th-and-3, Torp faked a punt and scrambled 22 yards around the left side to give the Buffs a first down

at the UTEP 43. Lawrence Vickers then rushed for four yards, and from there, Klatt hit a wide open Evan Judge on a 39-yard touchdown reception to give Colorado its first advantage since the first quarter.

UTEP went three-and-out on its next two possessions, the first of which included a sack by Washington and the second a key pass deflection by Hubbard on third down to deny the Miners a long gain. On their last drive of the game, after Torp pinned them at their own 18, the Miners earned one first down and drove the ball out to their 40, where Palmer threw four straight incomplections to turn the ball back over to CU, which ran out the clock.

CU struck first on a 26-yard Crosby field goal, with the Miners taking an 11-point edge after two touchdown runs. The Buffs pulled to within 14-13 after a Hugh Charles 1-yard run and a 54-yard field goal from Crosby. The latter was a CU postseason record, topping the old long of 49 yards set by Mitch Berger in the 1993 Aloha Bowl. Palmer threw a TD pass that covered 17 yards to Jayson Boyd to put UTEP back up, 21-13, at halftime, but two Crosby field goals, the only third quarter scoring, pulled CU back to within two after the third.

Purify led all runners in the game with 80 yards on 22 carries, while Charles added 51 on just seven tries. Klopfenstein caught five passes for 134 yards and the score.

Colorado.....	3	10	6	14	—	33
UTEP.....	14	7	0	7	—	28

CU — Crosby 26 FG	3-0	8:32	1Q
UTEP — Jackson 7 run (Schneider kick)	3-7	6:05	1Q
UTEP — Chamois 1 run (Schneider kick)	3-14	1:11	1Q
CU — Charles 1 run (Crosby kick)	10-14	13:31	2Q
CU — Crosby 54 FG	13-14	8:16	2Q
UTEP — Boyd 17 pass from Palmer (Schneider kick)	13-21	3:08	2Q
CU — Crosby 37 FG	16-21	9:17	3Q
CU — Crosby 20 FG	19-21	0:40	3Q
UTEP — Higgins 3 pass from Palmer (Schneider kick)	19-28	14:20	4Q
CU — Klopfenstein 78 pass from Klatt (Crosby kick)	26-28	14:02	4Q
CU — Judge 39 pass from Klatt (Crosby kick)	33-28	8:43	4Q

Attendance: 27,235 Time: 3:30

Weather: 71 degrees, cloudy skies, winds from the southeast at 14 mph

TEAM STATISTICS

	COLORADO	UTEP
First Downs.....	23	19
Third Down Efficiency.....	4-15	5-13
Fourth Down Efficiency.....	1-1	1-2
Rushes—Net Yards	44-157	27-34
Passing Yards.....	333	328
Passes (Att-Comp-Int)	33-24-0	42-22-2
Total Offense	490	362
Return Yards	3	11
Punts: No-Average	4-50.0	5-45.0
Fumbles: No-Lost.....	0-0	1-1
Penalties/Yards.....	10/83	4/43
Quarterback Sacks—Yards	3-14	3-21
Time of Possession	37:09	22:51

INDIVIDUAL STATISTICS

Rushing—Colorado: Purify 22-80, Charles 7-51, Torp 1-22, Mackey 1-20, Vickers 3-4, Littlehales 1-minus 2, Klatt 7-minus 16, Team, 2-minus 2. **UTEP:** Jackson 16-37, Thomas 2-4, Smith 1-1, Chamois 2-1, Austin 1-0, Palmer 4-minus 3, Marrow 1-minus 6.

Passing—Colorado: Klatt 33-24-0, 333, 2 td. **UTEP:** Palmer 42-22-2, 328, 2 td.

Receiving—Colorado: Purify 6-41, Klopfenstein 5-134, Monteilh 4-34, Judge 2-50, Mackey 2-32, Sprague 2-16, Duren 2-10, Vickers 1-16. **UTEP:** Boyd 7-140, Higgins 7-122, Marrow 3-9, Francis 2-28, Jackson 2-12, Sears 1-17.

Punting—Colorado: Torp 4-50.0 (58 long, 1 In20). **UTEP:** Benekos 5-45.0 (74 long, 1 In20).

Punt Returns—Colorado: Robinson 2-2. **UTEP:** Fenner 2-11.

Kickoff Returns—Colorado: Wheatley 3-61, Charles 1-14, Schaub 1-8. **UTEP:** Higgins 1-16.

Interceptions—Colorado: Hubbard 2-1. **UTEP:** none.

Tackle Leaders—Colorado: T.Washington 6.3—9; Sims 6.1—7; Henderson 5.1—6; McChesney 4.2—6; Dawn 4.1—5; Hubbard 4.0—4; Wheatley 3.1—4; Ligon 2.2—4; Dizon 3.0—3; Garee 1, 2—3. **UTEP:** Rodriguez 4.10—14; Ward 5.3—8; Fenner 3.5—8; Akinduro 3.4—7; Mineo 2.5—7; Howard 3.3—6.



2005 CHAMPS SPORTS BOWL

Dec. 27, 2005 at Orlando, Fla.


Clemson 19
Colorado 10

ORLANDO — James Davis became the first player to rush for over hundred yards against Colorado for the season as the Clemson freshman ran for 150 yards and a touchdown in the No. 23 Tigers' 19-10 win over the Buffaloes in the 16th annual Champs Sports Bowl.

The game was a defensive battle, with the two schools combining for just 489 yards of total offense, with the Buffs netting just 124 against a stifling Clemson unit. Colorado had just three first downs and 38 yards of offense in the first three periods and went three plays and out in six of its first nine possessions before getting untracked in the fourth quarter.

Despite CU's struggles on offense, the game wasn't decided until 1:38 remained, when Davis scored from 6 yards out to answer the Buffs lone touchdown of the evening. Backup quarterback Brian White had replaced starter James Cox in the fourth quarter and piloted the Buffaloes on a 69-yard drive that cut the "other" CU's lead to 13-10. White rolled right on third and goal and found tight end Quinn Sypniewski for a 2-yard touchdown pass, temporarily getting the Buffaloes back in the game.

But a worn out Colorado defense couldn't muster enough energy to stop the Tigers on their next possession, who clinched the game on the Davis score after marching 61 yards in seven plays in knocking just over four minutes off the clock. James Garee blocked the extra point attempt, and the Buffs did scoop up the ball and try to return it for a defensive two points, but the Tigers were on top of it and thwarted CU on its last-ditch attempt to remain down by a single score.



Cox and White were playing because three-year starter Joel Klatt was ruled out of the game, still suffering from the effects of a concussion in the Big12 Championship game (he suffered the injury on a vicious illegal hit by UT linebacker Drew Nelson with the Longhorns up by nine scores).

The first half produced a two-to-one lead in field goals by the runner-ups for the Lou Groza Award, as Clemson's Jad Daen opened

the scoring with a 26-yard field goal in the first quarter, which was matched by Mason Crosby with a 36-yard boot on the first play of the second stanza. Dean added an 18-yard make with less than six minutes left in the half and the 6-3 Clemson lead stood at halftime.

Tiger quarterback Charlie Whitehurst capped a 67-yard drive with a 5-yard scoring run to open the second half, with the key play on the drive a 40-yard run by Davis, a bowl record and the longest against CU in two years. That put Clemson up 13-3, a score that would hold until White supplanted Cox and drove CU into the end zone for its first touchdown in 14 quarters.

White completed 7-of-12 passes for 81 yards, with Sypniewski on leading all players in the game with 50 receiving yards, including CU's longest play of the game, a 28-yard catch from White on CU's scoring drive. CU's other individual highlight came from punter John Torp, as the Ray Guy Award runner-up averaged 49.7 yards on nine kicks, including a CU bowl record long of 68, four kicks of 60-plus yards and four inside-the-20.

The only other meeting between the schools came some 49 years earlier in the 1957 Orange Bowl, with the Buffs claiming that one by 27-21.

Colorado was coached by Mike Hankwitz, who was named interim head coach after Gary Barnett stepped down on December 8 after six seasons at the reins of the program.

Clemson.....	3	3	7	6	—	19
Colorado.....	0	3	0	7	—	10

Clemson — Dean 26 FG	0-3	5:23	1Q
CU — Crosby 36 FG	3-3	14:56	2Q
Clemson — Dean 18 FG	3-6	5:48	2Q
Clemson — Whitehurst 5 run (Dean kick)	3-13	11:45	3Q
CU — Sypniewski 2 pass from White (Crosby kick)	10-13	5:45	4Q
Clemson — Davis 6 run (kick blocked)	10-19	1:38	4Q

Attendance: 31,470

Time: 3:13

Weather: 59 degrees, clear skies, winds from the north 5-10 mph

TEAM STATISTICS	COLORADO	CLEMSON
First Downs.....	10	17
Third Down Efficiency.....	3-14	6-14
Fourth Down Efficiency.....	1-1	0-0
Rushes—Net Yards.....	29-17	38-160
Passing Yards.....	107	205
Passes (Att-Comp-Int).....	24-11-0	29-21-1
Total Offense.....	124	365
Return Yards.....	39	7
Punts: No-Average.....	9-49.7	6-33.8
Fumbles: No-Lost.....	3-0	1-0
Penalties/Yards.....	7/44	6/49
Quarterback Sacks—Yards.....	3-19	4-29
Time of Possession.....	25:30	34:30
Drives/Average Field Position.....	12/C31	12/C23
Red Zone: Scores-Attempts (Points)....	2-2 (10)	4-4 (19)

INDIVIDUAL STATISTICS

Rushing—Colorado: Charles 13-16, Vickers 6-15, Ellis 3-8, Cox 6-minus 21, Team 1-minus 1. **Clemson:** Davis 28-150, Merriweather 3-8, Grisham 1-5, Whitehurst 6-minus 3.

Passing—Colorado: White 12-7-0, 81, 1 td; Cox 12-4-0, 26, 0 td. **Clemson:** Whitehurst 29-21-1, 205, 0 td.

Receiving—Colorado: Sypniewski 4-50, Charles 2-5, Williams 1-17, Judge 1-16, Vickers 1-10, Klopfenstein 1-5, Sprague 1-4. **Clemson:** Kelly 4-36, Baham 3-49, Hunter 3-26, Taylor 3-19, Grisham 2-34, Davis 2-21, Stuckey 2-9, Harris 1-8, Jackson 1-3.

Punting—Colorado: Torp 9-49.7 (68 long, 4 In20). **Clemson:** Chason 5-36.0 (46 long, 2 In20), Team 1-23.0.

Punt Returns—Colorado: Robinson 2-20. **Clemson:** Kelly 2-7.

Kickoff Returns—Colorado: Robinson 3-44, Charles 0-20.

Clemson: Kelly 2-37, Grisham 1-25.

Interceptions—Colorado: Henderson 1-19. **Clemson:** none.

Tackle Leaders—Colorado: Th.Washington 6.2—8; Sims 6.0—6; Iwuh 5.0—5; Burl 4.1—5; Henderson 3.2—5; Dizon 4.0—4; Te.Washington 3.1—4; Billingsley 3.0—3; Dawn 2.1—3; Wright 1.2—3. **Clemson:** Waters 5.3—8; Bennett 6.1—7; Jackson 3.1—4; Coleman 2.2—4; Fudge 3.0—3; Adams 3.0—3.

Quarterback Sacks—Colorado: Th.Washington 2-12, Ligon 1-7. **Clemson:** Adams 2-23, Jackson 1-5, Bennett 1-1.

Passes Broken Up—Colorado: none. **Clemson:** Coleman, Hamlin.

2007 INDEPENDENCE BOWL

Dec. 30, 2007 at Shreveport, La.


Alabama 30
Colorado 24

SHREVEPORT, La. — It was a game of two halves, or rather a game of fifths. Alabama owned a commanding 27-0 lead after the first 24 minutes of play, and though Colorado dominated the last three-fifths of the game, the Buffaloes fell short in their comeback, succumbing 30-24 to the Crimson Tide in the 32nd Annual PetroSun Independence Bowl.

A pair of Leigh Tiffin field goals and three touchdown passes to three different receivers by John Parker Wilson built a 27-0 lead for Alabama with 12:20 to play in the second quarter. At that juncture, the Crimson Tide also owned staggering edges in total yards (235-27), first downs (12-1) and total plays (27-12). CU picked up one first down on its next possession but then had to punt, followed by "Bama moving from its 20 to the CU 44 in five plays with six minutes left in the half.

Then the play that would swing momentum to CU for the first time all game occurred. Wilson had completed 13-of-15 passes to that point, but Ryan Walters intercepted his next throw at the Buff 22 and returned it to the Alabama 43. From there, the offense finally exuded some confidence and marched into the end zone in eight plays, capped by a 4-yard pass from Cody Hawkins to Tyson DeVree.

The Buffs forced Alabama to punt and took over on their own 45 with 1:11 to play in the half. Hawkins and DeVree hooked up on three straight pass plays that picked up 29 yards and had CU in field goal range at the Tide 26-yard line. Hawkins spiked the ball to stop the clock and after a 1-yard pass to Patrick Williams, CU had a 3rd-and-9 at the 25 but the clock was running under 10 seconds. The Buffs took a chance for the end zone, and it paid off when Hawkins hit a streaking Dusty Sprague for the score with just four seconds on the clock. When the smoke cleared, Hawkins completed 8-of-9 passes on the two touchdown drives that brought the Buffs to within 27-14 at halftime.



Walters' interception and increased pressure on Wilson (one sack, four hurries) threw the Tide's offense off track. UA ran just six plays in the third quarter, but the Buffs couldn't capitalize. CU drove to the 'Bama 29 to open the half, but Kevin Eberhart missed a 48-yard field goal. He came back and made a 39-yard field goal that cut the lead to 10, though it was a bit of a letdown for the Buffs who had started the drive on their own 3 and had marched to the Tide 24 before

a holding penalty helped stall the drive.

CU drove to the Alabama 30 on its next possession before a sack of Hawkins by Wallace Gilberry, the defensive player of the game, disrupted the drive. The teams wound up trading punts, and after CU regained possession, Hawkins was intercepted at the CU 22 by Darren Mustin. CU's defense stiffened and forced a third Tiffin field goal, but it put Alabama up 30-17 with 4:36 remaining.

The game was not over, however, as Colorado drove 69 yards in five plays in just 45 seconds. Hawkins hit DeVree for 27 yards to the 'Bama 42, and then Williams for 28 more to the 14. After two incomplete throws, he found DeVree in the back of the end zone for the touchdown, with Eberhart's PAT kick pulling CU to within one score, 30-24.

The Tide earned two first downs after CU kicked off deep, eventually punting into the end zone with one second left. From its own 20, the Buffs tried the "ol "pass it and lateral it to whoever you can," picking up 25 yards in the process from Hawkins to Scotty McKnight, who pitched it to Daniel Sanders and he to Cody Crawford. But time ran out on CU.

Colorado rallied to outgain the Tide, 397-388, as Hawkins (322 yards, 3 TDs) and DeVree (9-94 receiving) were CU's offensive stars, while Walters (8 tackles, an interception, one sack and one PBU) and Butkus Award runner-up Jordon Dizon (14 tackles) led the Buff defense.

Alabama.....	20	7	0	3	—	30
Colorado.....	0	14	3	7	—	24

Alabama — Tiffin 41 FG	0-3	11:30	1Q
Alabama — Tiffin 24 FG	0-6	9:13	1Q
Alabama — Brown 15 pass from Wilson (Tiffin kick)	0-13	5:09	1Q
Alabama — Caddell 34 pass from Wilson (Tiffin kick)	0-20	1:31	1Q
Alabama — Stover 31 pass from Wilson (Tiffin kick)	0-27	12:20	2Q
CU — DeVree 4 pass from Hawkins (Eberhart kick)	7-27	2:05	2Q
CU — Sprague 25 pass from Hawkins (Eberhart kick)	14-27	0:04	2Q
CU — Eberhart 39 FG	17-27	3:00	3Q
Alabama — Tiffin 26 FG	17-30	4:36	4Q
CU — DeVree 14 pass from Hawkins (Eberhart kick)	24-30	3:51	4Q

Attendance: 47,043

Time: 3:20

Weather: 49 degrees, clear skies, winds from the southwest at 1 mph

TEAM STATISTICS	COLORADO	ALABAMA
First Downs.....	19	22
Third Down Efficiency.....	9-16	7-14
Fourth Down Efficiency.....	0-1	0-0
Rushes—Net Yards.....	28-75	37-132
Passing Yards.....	322	256
Passes (Att-Comp-Int).....	40-24-2	32-19-1
Total Offense.....	397	388
Return Yards.....	41	17
Punts: No-Average.....	4-31.8	4-45.0
Fumbles: No-Lost.....	1-0	2-1
Penalties/Yards.....	4/30	4/21
Quarterback Sacks—Yards.....	1-8	1-8
Time of Possession.....	30:21	29:39
Drives/Average Field Position.....	13/C31	13/A31
Red Zone: Scores-Attempts (Points)....	2-2 (14)	3-3 (13)

INDIVIDUAL STATISTICS

Rushing—Colorado: Charles 14-69, Sprague 2-14, Smith 3-10, Ellis 5-6, Lockridge 2-minus 8; Hawkins 1-minus 8; Team 1-minus 8. **Alabama:** Coffee 19-72, Upchurch 12-34, Wilson 4-24, Caddell 1-12, Stover 1-minus 10.

Passing—Colorado: Hawkins 39-24-2, 322, 3 td; Team 1-0-0, 0.

Alabama: Wilson 32-19-1, 256, 3 td.

Receiving—Colorado: DeVree 9-94, McKnight 4-67, Smith 2-40, Sprague 2-30, Williams 2-29, Robinson 2-12, Lockridge 1-22, J.Sanders 1-13, Behrens 1-5, D. Sanders 0-10. **Alabama:** Caddell 4-76, Hall 4-58, Walker 4-38, Stover 2-35, Upchurch 2-23, Coffee 2-11, Brown 1-15.

Punting—Colorado: DiLallo 3-34.3, (47 long, 1 In20, 1 blk); Team 1-24.0. **Alabama:** Fitzgerald 4-45.0 (51 long, 1 In20).

Punt Returns—Colorado: none. **Alabama:** none.

Kickoff Returns—Colorado: Charles 6-126. **Alabama:** Arenas 3-76, McCall 1-11, Hall 1-7.

Interceptions—Colorado: Walters 1-35. **Alabama:** McClain 1-17, Mustin 1-0.

Tackle Leaders—Colorado: Dizon 9.5—14; Jones 7.3—10; Smart 4.5—9; Walters 7.1—8; Wheatley 3.2—5; Hypolite 0.5—5; Barrett 2.2—4; Harris 1.3—4; Nicolas 1.2—3; C.Brown 2.0—2; Herrod 2.0—2; Burney 1.1—2. **Alabama:** Johnson 8.5—13; Mustin 6.2—8; Gilberry 4.4—8; Jackson 3.2—5; McClain 2.3—5; Mitchell 3.1—4; Knight 2.2—4; Greenwood 2.0—2.

Quarterback Sacks—Colorado: Walters 1-8. **Alabama:** Gilberry 1-8.

Passes Broken Up—Colorado: Burney, Walters. **Alabama:** McClain 2, Jackson, Johnson.



2016 ALAMO BOWL

Dec. 29, 2016 at San Antonio, Texas

Oklahoma State 38

Colorado 8

SAN ANTONIO – No. 10 Colorado couldn't get untracked in its first bowl appearance in nine seasons and fell to No. 12 Oklahoma State, 38-8, in the Valero Alamo Bowl at the Alamodome, a tough end for what was still the Buffaloes' finest season in more than a decade.

Injuries played a role in the Buffs struggling, as quarterback Sefo Liufau (ankle) and cornerbacks Chidobe Awuzie (turf toe) and Ahkello Witherspoon (shoulder) all were nursing maladies, but even if healthy, the Cowboys (10-3) were on a mission to end their season on a high note. Receiver James Washington made life miserable for the CU secondary (nine catches, 171 yards, one touchdown), while CU couldn't counter with much offensively until a late fourth quarter score.

The first quarter, though, was more or less a draw, with the teams' almost statistically even and just one score, a field goal by OSU that had it ahead, 3-0. CU had a chance to tie the score on its deepest penetration of the first half, but missed its field goal try, which turned out to be a harbinger of things to come.

The Cowboys scored a pair of touchdowns in each of the second and third quarters to methodically pull away, leading 31-0 before Colorado finally got on the board with 5:28 to play. Liufau, who was injured in the first half but returned to the game in the third quarter, drove the Buffs 77 yards in nine plays, with the senior quarterback scoring his final collegiate touchdown on a 6-yard keeper. He then hit tailback Phillip Lindsay with the two-point conversion.

Lindsay was the offensive star

for CU, rushing 14 times for 63 yards with six receptions for 103 yards. OSU quarterback Mason Rudolph completed 22-of-32 passes for 314 yards and three touchdowns. OSU tailback Justice Hill carried 19 times for 100 yards and a TD, and Chris Carson ran 11 times for 61 yards and scored once. CU's leading tacklers were Rick Gamboa (11) and Kenneth Olugbode (10).

The Buffs ended the season with a 10-4 record, and a No. 15 ranking in the *USA Today*/Coaches poll (No. 17 by the Associated Press).

Oklahoma State.....	3	14	14	7	—	38
COLORADO	0	0	0	8	—	8

Oklahoma St. — Grogan 28 FG	0-3 10:17 1Q
Oklahoma St. — Carson 10 run (Grogan kick)	0-10 11:15 2Q
Oklahoma St. — Washington 5 pass from Rudolph (Grogan kick)	0-17 7:00 2Q
Oklahoma St. — Jarwin 6 pass from Rudolph (Grogan kick)	0-24 5:42 3Q
Oklahoma St. — Seales 23 pass from Rudolph (Grogan kick)	0-31 0:05 3Q
CU — Liufau 6 run (Lindsay pass from Liufau)	8-31 5:28 4Q
Oklahoma St. — Hill 37 run (Grogan kick)	8-38 3:44 4Q

Attendance: 59,815

Time: 3:14

Weather: 72 degrees (dome; controlled indoor environment)

TEAM STATISTICS

	COLORADO	OKLA. STATE
First Downs.....	18	24
Third Down Efficiency.....	6-16	7-14
Fourth Down Efficiency.....	1-3	1-1
Rushes—Net Yards.....	29-62	41-189
Passing Yards.....	256	338
Passes (Att-Comp-Int).....	38-22-1	33-23-0
Total Offense.....	318	527
Return Yards.....	-6	1
Punts: No-Average.....	6-41.3	4-47.8
Fumbles: No-Lost.....	3-0	0-0
Penalties/Yards.....	5/35	5/42
Quarterback Sacks—Yards.....	1-2	3-20
Time of Possession.....	27:36	32:24
Drives/Average Field Position.....	12/C21	12/OS29
Red Zone: Scores-Attempts (Points)....	1-2 (8)	4-5 (24)

INDIVIDUAL STATISTICS

Rushing—Colorado: Lindsay 14-63, MacIntyre 1-1, Montez 1-0, Liufau 13-minus 2. **Oklahoma State:** Hill 19-100, Carson 11-61, Sanders 2-11, Childs 4-7, Rudolph 4-7, Seales 1-3.

Passing—Colorado: Liufau 29-18-0, 195, 0 td; Montez 9-4-1, 61, 0 td.

Oklahoma State: Rudolph 32-22-0, 314, 3 td; Carson 1-1-0, 24, 0 td.

Receiving—Colorado: Lindsay 6-103, Fields 4-38, Bobo 3-25, Ross 3-22, Walker 2-23, MacIntyre 2-22, Irwin 1-15, Lee 1-8. **Oklahoma State:** Washington 9-171, McCleskey 4-50, Seales 3-43, Hays 3-19, Jarwin 2-20, Rudolph 1-24, Lacy 1-11.

Punting—Colorado: Kinney 6-41.3 (52 long, 1 In20). **Oklahoma State:** Sinor 4-47.8 (54 long, 3 In20).

Punt Returns—Colorado: Oliver 1-(-6). **Oklahoma State:** none.

Kickoff Returns—Colorado: Evans 2-44, Julmisse 1-20. **Oklahoma State:** Seales 1-6.

Tackle Leaders—Colorado: Gamboa 4,7—11; Olugbode 3,7—10; Kalovalu 4,5—9; Moeller 4,4—8; Oliver 4,2—6; Thompson 2,3—5; Gilbert 2,3—5; Awuzie 3,1—4; Gillam 2,1—3; Carrell 1,2—3; Laguda 0,3—3; Franke 1,1—2; Tupou 0,2—2. **Oklahoma State:** Taylor 1,6—7; Averette 2,4—6; Flowers 4,1—5; Sterns 1,4—5; Owens 3,1—4; Edison 3,1—4.

Quarterback Sacks—Colorado: Gilbert ½-1, Jackson ½-1. **Oklahoma State:** Carter 1-9, Taylor 1-8, Webber 1-3.

Interceptions—Colorado: none. **Oklahoma State:** Lampkin 1-1.

Passes Broken Up—Colorado: Gilbert, Olugbode. **Oklahoma State:** Owens 2, Walterscheid 1, Averette, Osborne.



CB Chidobe Awuzie



TB Phillip Lindsay



BOWL GAME RECORDS



INDIVIDUAL

Rushing

Attempts (Game)—35, Bobby Anderson (vs. Alabama, '69 Liberty).
 Attempts (Career)—70, Eric Bieniemy (three games).
 Yards Gained (Game)—254, Bobby Anderson (vs. Alabama, '69 Liberty).
 Yards Gained (Career)—362, Bobby Anderson (two games).
 Avg. Gain Per Attempt (Game, min. 100 yds.)—13.4 (15 for 201), Cortlen Johnson (vs. Boston College, '99 Insight.com).
 Avg. Gain Per Attempt (Career, min. 200 yards)—11.4 (18 for 206), Cortlen Johnson (two games).
 Touchdowns (Game)—3, Bobby Anderson (vs. Alabama, '69 Liberty); Rashaan Salaam, twice (vs. Fresno State, '93 Aloha; vs. Notre Dame, '95 Fiesta).
 Touchdowns (Career)—6, Rashaan Salaam (two games).

Passing

Attempts (Game)—45, Koy Detmer (vs. Washington, '96 Holiday).
 Attempts (Career)—76, Kordell Stewart (three games).
 Completions (Game)—25, Koy Detmer (vs. Washington, '96 Holiday).
 Completions (Career)—36, Kordell Stewart (three games).
 Yards Gained (Game)—371, Koy Detmer (vs. Washington, '96 Holiday).
 Yards Gained (Career)—546, Kordell Stewart (three games).
 TD Passes (Game)—4, Mike Moschetti (vs. Oregon, '98 Aloha).
 TD Passes (Career)—5, Mike Moschetti (two games).
 Interceptions (Game)—3, Jim Bratten (vs. Alabama, '69 Liberty); Kordell Stewart (vs. Syracuse, '93 Fiesta); Robert Hodge (vs. Wisconsin, '02 Alamo).
 Interceptions (Career)—4, Darian Hagan (four games).

Receiving

Receptions (Game)—10, Daniel Graham (vs. Oregon, '02 Fiesta).
 Receptions (Career)—14, Daniel Graham (three games); Michael Westbrook (four games).
 Yards Gained (Game)—162, Rae Carruth (vs. Washington, '96 Holiday).
 Yards Gained (Career)—283, Michael Westbrook (four games).
 TD Receptions (Game)—2, Rae Carruth (vs. Washington, '96 Holiday); D.J. Hackett (vs. Wisconsin, '02 Alamo); Tyson DeVree (vs. Alabama, '07 Independence).
 TD Receptions (Career)—2, Charles E. Johnson (two games); Darrin Chiaverini (three games); Daniel Graham (three games); Rae Carruth (four games); D.J. Hackett (one game); Tyson DeVree (one game).

Interceptions

Interceptions (Game)—2, Bob Stransky (vs. Clemson, '57 Orange); Greg Thomas (vs. Notre Dame, '91 Orange); Tom Hubbard (vs. UTEP, '04 Houston).
 Interceptions (Career)—2, Tom Hubbard (one game); Bob Stransky (one game); Greg Thomas (two games).
 Yards Gained (Game)—91, Donald Strickland (vs. Wisconsin, '02 Alamo).
 Yards Gained (Career)—91, Donald Strickland (three games).
 Touchdowns (Game)—1, on five occasions.

Scoring

Points (Game)—18, Bobby Anderson (vs. Alabama, '69 Liberty); Rashaan Salaam, twice (vs. Fresno State, '93 Aloha; vs. Notre Dame, '95 Fiesta).
 Points (Career)—36, Rashaan Salaam (two games), Jeremy Aldrich (three games).
 Field Goals (Game)—4, Mason Crosby (vs. UTEP, '04 Houston).
 Field Goals (Career)—7, Jeremy Aldrich (three games).

Defense

Tackles (Game)—18, Ted Johnson (vs. Notre Dame, '95 Fiesta).
 Tackles For Loss (Game)—5 (for 41 yards), Bill Brundige (vs. Alabama, '69 Liberty); (for 20 yards), Michael Jones (vs. BYU, '88 Freedom).
 Quarterback Sacks (Game)—5 (for 41 yards), Bill Brundige (vs. Alabama, '69 Liberty).
 Pass Deflections (Game)—4, Terrence Wheatley (vs. UTEP, '04 Houston).

TEAM

First Downs

Total—29 (vs. Alabama, '69 Liberty, and vs. Boston College, '99 Insight.com).
 By Rushing—24 (vs. Alabama, '69 Liberty).
 By Passing—17 (vs. Washington, '96 Holiday).
 By Penalty—3, on four occasions.

Rushing

Attempts—70 (vs. Alabama, '69 Liberty).
 Net Yards—473 (vs. Alabama, '69 Liberty).
 Avg. Per Rush—6.9 (vs. Alabama, '69 Liberty).
 Touchdowns—5 (vs. Boston College, '99 Insight.com).

Passing

Attempts—47 (vs. Oregon, '02 Fiesta).
 Completions—25 (vs. Washington, '96 Holiday).
 Comp. Pct.—72.7 (24-of-33 vs. UTEP, '04 Houston).
 Yards Gained—371 (vs. Washington, '96 Holiday).
 Interceptions—3, on five occasions.
 Touchdowns—4 (vs. Oregon, '98 Aloha).

Total Offense

Total Plays—86 (vs. Alabama, '69 Liberty).
 Net Yards—563 (vs. Alabama, '69 Liberty).
 Avg. Per Play—7.9 (vs. Notre Dame, '95 Fiesta).

Punting

Punts—12 (vs. Alabama, '91 Blockbuster).
 Yards—492 (vs. Alabama, '91 Blockbuster).
 Avg. Per Punt—51.5 (6-for-309 vs. Oregon, '98 Aloha).



Daniel Graham



Marcus Washington

Return Yardage

Yards—184 (127 punt, 57 interception Boston College, '99 Insight.com).

Fumbles

Total—8 (vs. Clemson, '57 Orange).

Lost—3 (vs. Clemson, '57 Orange); (vs. Baylor, '86 Bluebonnet).

Penalties

Total—9 (vs. Brigham Young, '88 Freedom).

Yards—94 (vs. Ohio State, '77 Orange).

Turnovers

Most—5 (vs. Alabama, '69 Liberty; vs. Texas, '75 Bluebonnet).

Fewest—0 (vs. Notre Dame, '95 Fiesta).

Quarterback Sacks

Most—13 (vs. Alabama, '69 Liberty)

OPPONENTS

First Downs

Total—34, Fresno State ('93 Aloha).

By Rushing—17, Rice ('38 Cotton); Ohio State ('77 Orange).

By Passing—25, Fresno State ('93 Aloha).

By Penalty—5, Fresno State ('93 Aloha).

Rushing

Attempts, Individual—35, Robert Newhouse, Houston ('71 Bluebonnet).

Attempts, Team—71, Ohio State ('77 Orange).

Yards, Individual—168, Robert Newhouse, Houston ('71 Bluebonnet).

Yards, Team—271, Ohio State ('77 Orange).

Touchdowns, Individual—3, Derien Latimer, Oregon ('98 Aloha).

Touchdowns, Team—4, Oregon ('98 Aloha).

Passing

Attempts, Individual—63, Trent Dilfer, Fresno State ('93 Aloha).

Attempts, Team—63, Fresno State ('93 Aloha).

Completions, Individual—37, Trent Dilfer, Fresno State ('93 Aloha).

Completions, Team—37, Fresno State ('93 Aloha).

Yards Gained, Individual—523, Trent Dilfer, Fresno State ('93 Aloha).

Yards Gained, Team—523, Fresno State ('93 Aloha).

Interceptions, Individual—3, Rick Mirer, Notre Dame ('91 Orange).

Interceptions, Team—3, on three occasions.

Touchdown Passes, Individual—4, Joey Harrington, Oregon ('02 Fiesta).

Touchdown Passes, Team—4, Oregon ('02 Fiesta).

Receiving

Receptions—9, David Dunn, Fresno State ('93 Aloha); Samie Parker, Oregon ('02 Fiesta).

Yards Gained—162, Samie Parker, Oregon ('02 Fiesta).

Touchdowns—2, Tydus Winans, Fresno State ('93 Aloha).

Total Offense

Total plays—88, Fresno State ('93 Aloha).

Net Yards—535, Oregon ('98 Aloha).

Avg. Per Play—7.1, Oregon, ('02 Fiesta).

Punting

Punts—7, on six occasions.

Yards—287, Alabama ('69 Liberty).

Avg. Per Punt—48.3 (4-for-193), Oregon ('98 Aloha).

Return Yardage

Yards—128 (78 interception, 35 punt), Boston College, ('99 Insight.com).

Fumbles

Total—5, Fresno State ('93 Aloha), Oregon ('98 Aloha).

Lost—5, Oregon ('98 Aloha).

Penalties

Total—13, Washington ('85 Freedom).

Yards—88, Washington ('85 Freedom); Fresno State ('93 Aloha).

Turnovers

Most—6, Oregon ('98 Aloha).

Fewest—0, Alabama ('69 Liberty); Notre Dame ('90 Orange).

Longest Plays

Touchdown Run (CU)—40, Rashaan Salaam (vs. Fresno State, '93 Aloha).

Non-Scoring Run—59, Dwayne Cherrington (vs. Oregon '98 Aloha).

Touchdown Run (Opponent)—58, Joel Wells, Clemson ('57 Orange).

Touchdown Pass (CU)—78, Joel Klatt to Joe Klopfenstein (vs. UTEP, '04 Houston).

Touchdown Pass (Opponent)—79, Joey Harrington to Samie Parker, Oregon ('02 Fiesta).

Kickoff Return (CU)—93, Ben Kelly, (vs. Oregon '98 Aloha, TD).

Kickoff Return (Opponent)—100, Kirby Dar Dar, Syracuse ('93 Fiesta).

†Punt Return (CU)—88, Ben Kelly (vs. Boston College, '99 Insight.com).

Punt Return (Opponent)—52, David Palmer, Alabama ('91 Blockbuster, TD).

†Interception Return (CU)—95, Marcus Washington (vs. Oregon, '96 Cotton).

Interception Return (Opponent)—78, George White, Boston College, ('99 Insight.com, TD).

Field Goal (CU)—54, Mason Crosby (vs. UTEP, '04 Houston).

Field Goal (Opponent)—55, Russell Erxleben, Texas ('75 Bluebonnet).

Punt—68, John Torp (vs. Clemson, '05 Champs Sports).

†—**NCAA Bowl Records.**




ALL-TIME BOWL STATISTICS



RUSHING	G	ATT	YARDS	AVG.	TD
Bobby Anderson.....	2	52	362	7.0	5
Eric Bieniemy.....	3	70	296	4.2	3
Cortlen Johnson.....	3	26	230	8.8	2
Kordell Stewart.....	3	23	222	9.7	1
Rashaan Salaam.....	2	50	218	4.4	6
Charlie Davis.....	1	51	214	4.2	2
Darian Hagan.....	4	46	164	3.6	1
Herchell Troutman.....	3	24	144	6.0	1
Hugh Charles.....	3	34	136	4.0	1
Chris Brown.....	2	37	127	3.4	1
James Hill.....	4	19	126	6.6	1
John Bayuk.....	1	23	121	5.3	2
Dwayne Cherrington.....	3	13	115	8.8	0
Jim Bratten.....	1	19	111	5.8	0
George Hemingway.....	2	17	101	5.9	0
Lamont Warren.....	3	27	100	3.7	0
Bobby Purify.....	2	28	99	3.5	0
Tony Reed.....	2	35	99	2.8	0
Ken Johnson.....	2	22	91	4.1	1
Erich Kissick.....	3	15	88	5.8	0
Michael Marquez.....	2	17	88	5.2	0
Ward Walsh.....	2	20	85	4.3	2
John Tarver.....	2	17	76	4.5	0
Wilmer Cooks.....	1	17	74	4.4	1
Paul Arendt.....	1	29	65	2.2	0
Phillip Lindsay.....	1	14	63	4.5	0
Bob Stransky.....	1	7	59	8.4	0
Larry Plantz.....	1	7	56	8.0	1
Byron White.....	1	23	54	2.3	0
Marcus Stiggers.....	3	5	52	10.4	0
Lendon Henry.....	3	19	50	2.6	0
Mark Hatcher.....	2	22	50	2.3	1
Marlon Barnes.....	2	13	49	3.7	0
Sal Aunese.....	1	14	49	3.5	0
Billy Waddy.....	2	2	46	23.0	0
J.J. Flannigan.....	2	12	45	3.8	0
Jim Kelleher.....	2	17	44	2.6	0
Marv Whitaker.....	1	1	43	43.0	0
Dan Kelly.....	1	12	38	3.2	0
Bo Matthews.....	2	9	37	4.1	0
Eddie Dove.....	1	6	36	6.0	0
Emery Moorehead.....	2	10	36	3.6	0
O.C. Oliver.....	1	11	36	3.3	0

Howard Cook.....	1	6	35	5.8	1
Damion Barton.....	2	5	31	6.2	0
Ron Brown.....	1	8	26	3.3	0
Anthony Weatherspoon.....	1	8	26	3.3	1
Mike Moschetti.....	2	17	26	1.5	1
Mike Pritchard.....	3	2	24	12.0	0
John Torp.....	2	1	22	22.0	0
Blake Mackey.....	1	1	20	20.0	0
Terry Kunz.....	1	10	20	2.0	1
Erv Cheney.....	1	9	19	2.1	0
Lawrence Vickers.....	2	9	19	2.1	0
Cliff Branch.....	2	2	17	8.5	0
Zac Colvin.....	2	5	17	3.4	1
Boyd Dowler.....	1	6	16	2.7	1
Jon Keyworth.....	1	6	16	2.7	0
Brian Calhoun.....	1	9	16	1.8	0
David Andrews.....	3	3	15	5.0	0
Vince Reed.....	1	6	15	2.5	0
Roman Hollowell.....	3	2	14	7.0	0
Dusty Sprague.....	3	2	14	7.0	0
Darren Fisk.....	2	5	14	2.8	0
Byron Ellis.....	3	8	14	1.8	0
Phil Savoy.....	2	1	13	13.0	0
Jeff Knapple.....	1	5	13	2.6	0
Sam Smith.....	1	11	13	1.2	0
John Stearns.....	2	2	10	5.0	0
Josh Smith.....	1	3	10	3.3	0
Eric McCarty.....	2	4	9	2.3	0
Loren Schweninger.....	1	5	9	1.8	0
A.J. Page.....	1	2	8	4.0	0
Ralph Herbst.....	1	1	7	7.0	0
Gary Campbell.....	1	1	7	7.0	0
Gale Weidner.....	1	1	6	6.0	0
Brandon Drumm.....	2	3	6	2.0	0
Jeff Campbell.....	3	3	5	1.7	0
Scott Phillips.....	1	3	5	1.7	1
Vance Joseph.....	1	1	5	5.0	0
Judd Johns.....	1	2	5	2.5	0
Jack Becker.....	1	1	4	4.0	0
Cam Jones.....	1	1	4	4.0	0
Steve Engel.....	1	2	4	2.0	0
Joe Antonio.....	1	2	4	2.0	0
Leon Mavity.....	1	3	4	1.3	0
Robert Hodge.....	1	1	3	3.0	0
Ted Woods.....	1	4	3	0.8	0
Ayyub Abdul-Rahmaan.....	3	5	3	0.4	1
Steve Dal Porto.....	1	1	2	2.0	0
James Mayberry.....	1	1	2	2.0	0
Bill Harris.....	1	3	2	0.7	0
Bob Hill.....	1	1	1	1.0	0
Jay MacIntyre.....	1	1	1	1	0
Bud Morley.....	1	2	1	0.5	0
Steven Montez.....	1	1	0	0	0
Sefo Liufau.....	1	13	-2	-0.2	0
Tyler Littlehales.....	1	1	-2	-2.0	0
John Farler.....	1	3	-3	-1.0	0
Koy Detmer.....	2	6	-4	-1.5	0
Bobby Pesavento.....	1	2	-5	-2.5	0
Paul Reeves.....	1	1	-5	-5.0	0
Darnell Brooks.....	1	2	-6	-3.0	0
Larry Brunson.....	1	1	-8	-8.0	0
Cody Hawkins.....	1	1	-8	-8.0	0
Brian Lockridge.....	1	2	-8	-4.0	0
David Williams.....	1	11	-9	-0.8	0
John Hessler.....	1	11	-9	-0.8	1
Charles E. Johnson.....	4	1	-10	-10.0	0
Tom Rouen.....	2	1	-11	-11.0	0
Joel Klatt.....	1	7	-16	-2.2	0
Craig Ochs.....	1	5	-20	-4.0	0
James Cox.....	1	6	-21	-3.5	0
Charles S. Johnson.....	2	4	-25	-6.3	0
Jim Hickey.....	1	2	-26	-13.0	0
Marc Walters.....	1	8	-27	-3.4	0
Rico Smith.....	2	1	-33	-33.0	0
Team.....	-	4	-11	2.8	0



Kordell Stewart



Ben Kelly

PASSING	G	ATT-COM-INT	YDS	TD
Kordell Stewart.....	3	76-36-3	546	3
Koy Detmer.....	2	46-26-0	392	3
Mike Moschetti.....	2	48-26-1	380	5
Joel Klatt.....	1	33-24-0	333	2
Cody Hawkins.....	1	39-24-2	322	3
Darian Hagan.....	4	56-19-4	304	2
Ken Johnson.....	1	45-23-3	220	1
Sefo Liufau.....	1	29-18-0	195	0
David Williams.....	1	25-17-2	177	2
Craig Ochs.....	1	20-13-1	140	1
Bobby Pesavento.....	1	27-11-2	139	0
Jeff Knappe.....	1	22- 8-2	137	1
John Hessler.....	1	26-11-2	115	2
Gale Weidner.....	1	36-11-0	98	0
Bobby Anderson.....	2	14- 8-0	90	0
Brian White.....	1	12- 7-0	81	1
Charles S. Johnson.....	2	6- 5-0	80	0
Marc Walters.....	1	8- 5-1	71	0
Robert Hodge.....	1	13- 6-3	62	1
Steven Montez.....	1	9- 4-1	61	0
Mark Hatcher.....	2	13- 3-0	53	0
Jim Bratten.....	1	11- 3-3	49	0
Sal Aunese.....	1	13- 4-1	46	0
Joe Duenas.....	1	4- 3-0	35	0
Dan Kelly.....	1	11- 5-1	33	0
Barry Helton.....	2	1- 1-0	31	1
Andy Mitchell.....	2	1- 1-0	28	0
James Cox.....	1	12- 4-0	26	0
Zac Colvin.....	2	7- 4-0	24	1
Paul Arendt.....	1	7- 3-1	20	0
Jeff Campbell.....	3	1- 1-0	18	0
Bud Morley.....	1	1- 1-0	18	0
Cliff Branch.....	1	1- 1-0	11	0
Bob Stransky.....	1	1- 1-0	9	0
Byron White.....	1	7- 1-1	9	1
Cortlen Johnson.....	1	1- 1-0	8	0
Frank Montera.....	1	3- 1-0	7	0
Loy Alexander.....	1	1- 0-0	0	0
Eric Bieniemy.....	3	1- 0-0	0	0
James Hill.....	4	1- 0-0	0	0
Lamont Warren.....	3	1- 0-0	0	0
Howard Cook.....	1	1- 0-0	0	0
Boyd Dowler.....	1	1- 0-0	0	0
Jon Embree.....	2	1- 0-0	0	0
Steve Gaunty.....	1	1- 0-0	0	0
Dick Robert.....	1	1- 0-0	0	0
Jeff Austin.....	1	1- 0-0	0	0
Team.....	—	1- 0-0	0	0

RECEIVING	G	NO.	YARDS	AVG.	TD
Michael Westbrook.....	4	14	283	20.2	1
Rae Carruth.....	4	10	193	19.3	2
Darrin Chiaverini.....	3	10	190	19.0	2
James Kidd.....	4	5	173	34.6	0
Daniel Graham.....	3	14	160	11.4	2
Joe Klopfenstein.....	3	6	139	23.2	1
Marcus Stiggers.....	3	6	122	20.3	1
Charles E. Johnson.....	4	8	111	13.9	2
Phil Savoy.....	3	6	104	17.3	1
Phillip Lindsay.....	1	6	103	17.2	0
Don Hasselbeck.....	2	7	102	14.6	1
Tyson DeVree.....	1	9	94	10.4	2
Emery Moorehead.....	2	7	93	13.3	1
Jon Embree.....	2	4	88	22.0	1
Tony Reed.....	2	5	68	13.6	0
Scotty McKnight.....	1	4	67	16.8	2
Evan Judge.....	2	3	66	22.0	1
Derek McCoy.....	1	5	66	13.2	0
Monte Huber.....	2	7	63	9.0	0
Mike Pritchard.....	3	4	61	15.3	0
Christian Fauria.....	4	8	59	7.4	1
Erich Kissick.....	3	4	56	14.0	0
Jon Keyworth.....	1	3	55	18.3	0
Jerry Hillebrand.....	1	4	52	13.0	0
Bob Masten.....	3	4	52	13.0	0
Cortlen Johnson.....	3	3	50	16.7	0
Quinn Sypniewski.....	3	4	50	12.5	1
Dusty Sprague.....	3	5	50	10.0	1
Eric Bieniemy.....	3	3	49	16.3	0
Rick Elwood.....	1	3	49	16.3	0
Patrick Williams.....	2	3	46	15.3	0
Steve Dal Porto.....	2	4	46	11.5	0
J.V. Cain.....	1	4	45	11.3	0
Ozell Collier.....	1	2	43	21.5	0
Sean Brown.....	2	4	42	10.5	0
Mike Pruett.....	2	3	41	13.7	0
Bobby Purify.....	3	6	41	6.8	0
Josh Smith.....	1	2	40	20.0	0
Roman Hollowell.....	3	3	38	12.7	1
Shay Fields.....	1	4	38	9.5	0
Matt Brunson.....	1	3	35	11.7	0
Ron Monteilh.....	2	4	34	8.5	0
James Hill.....	3	2	33	17.5	0
Blake Mackey.....	1	2	32	16.0	0
Lendon Henry.....	3	5	31	6.2	0
D.J. Hackett.....	1	3	30	10.0	2
Ryan Black.....	2	1	28	28.0	0
Willie Nichols.....	3	2	28	14.0	0
T.J. Cunningham.....	2	1	27	27.0	0
Cedric Cormier.....	2	3	27	9.0	0
Lawrence Vickers.....	3	2	26	13.0	0
Javon Green.....	3	5	25	5.0	1
Drew Ferrando.....	2	2	25	12.5	0
Bryce Bobo.....	1	3	25	8.3	0
John Meadows.....	1	3	24	8.0	0
Lamont Warren.....	2	1	24	24.0	0
Lee Walker.....	1	2	23	11.5	0
Mark Henry.....	3	2	22	11.0	0
Brian Lockridge.....	1	1	22	22.0	0
Jay MacIntyre.....	1	2	22	11.0	0
Devin Ross.....	1	3	22	7.3	0
Dwayne Cherrington.....	3	3	21	7.0	0
Ron Monteilh.....	1	1	20	20.0	0
Dave Logan.....	1	3	20	6.7	1
O.C. Oliver.....	1	1	19	19.0	0
Chris Anderson.....	3	2	19	9.5	0
Matt Lepsis.....	4	3	19	6.3	1
Frank Clarke.....	1	1	18	18.0	0
Sean Embree.....	3	2	17	8.5	1
John Perak.....	1	1	16	16.0	0
Larry Brunson.....	1	2	16	8.0	1
Brandon Drumm.....	3	2	16	8.0	0
Sean Irwin.....	1	1	15	15.0	0
Leon Mavity.....	1	2	15	7.5	0
Rico Smith.....	2	1	15	15.0	0
Marcus Houston.....	1	1	14	14.0	0
Jim Kelleher.....	1	1	14	14.0	0
Herchell Troutman.....	3	4	14	3.5	0
Lance Carl.....	1	1	13	13.0	0



Joe Sanders	3	1	13	13.0	0
George Hemingway.....	2	2	13	6.5	0
Charlie Davis.....	2	8	13	1.6	0
Stephone Robinson	3	2	12	6.0	0
Steve Gaunty.....	1	1	11	11.0	0
John Donahoe.....	2	1	11	11.0	0
M.J. Nelson.....	2	1	11	11.0	0
Daniel Sanders	2	0	10	...	0
Michael Marquez.....	1	1	10	10.0	0
Mike Duren	1	2	10	5.0	0
Boyd Dowler.....	1	1	9	9.0	0
Vince Reed	1	1	9	9.0	0
Jon Boman.....	2	1	9	9.0	0
Joe Antonio.....	1	1	8	8.0	1
Donovan Lee	1	1	8	8.0	0
Marcus Washington.....	3	1	8	8.0	0
Ed Coleman.....	1	1	7	7.0	0
Loren Schweninger	1	2	7	3.5	0
Terry Kunz.....	1	1	6	6.0	0
Rashaan Salaam.....	2	1	6	6.0	0
Tom Corson	1	1	5	5.0	0
John Minardi.....	2	1	5	5.0	0
Jake Behrens.....	1	1	5	5.0	0
Hugh Charles.....	2	2	5	2.5	0
Gary Campbell.....	2	1	2	2.0	0
Cliff Branch.....	2	1	1	1.0	0
Beau Williams	2	1	1	1.0	0
Brian Calhoun.....	1	1	-1	-1.0	0
Larry Plantz.....	1	1	-1	-1.0	0

PUNTING	G	NO.	YARDS	AVG.	LONG
John Torp.....	2	13	647	49.8	68
Bob Stransky.....	1	1	44	44.0	44
Nick Pietsch.....	3	13	565	43.5	62
Mitch Berger	3	19	810	42.6	62
Byron White.....	1	8	449	41.6	58
Alex Kinney.....	1	6	248	41.3	52
Mark Mariscal	3	11	204	40.8	51
Tom Rouen.....	2	10	401	40.1	59
John Stearns	3	15	595	39.7	56
Keith English.....	1	2	78	39.0	43
Barry Helton.....	2	10	383	38.3	54
Paul Reeves.....	1	1	38	38.0	38
Dick Robert.....	1	2	75	37.5	41
Dick Anderson.....	1	7	244	34.9	55
Boyd Dowler.....	1	4	139	34.8	44
Matt DiLallo.....	1	3	103	34.3	47
Andy Mitchell.....	2	8	258	32.3	44
Stan Koleski.....	2	10	312	31.2	45
Billy Waddy.....	1	30	30	30.0	30
Chuck McBride.....	1	6	177	28.5	38
Dan Kelly.....	1	1	24	24.0	24
Team.....	—	1	24	24.0	24



Derek McCoy

PUNT RETURNS	G	NO.	YARDS	AVG.	TD
Ben Kelly.....	3	8	128	16.0	1
Eric Harris	1	1	13	13.0	0
Dick Anderson.....	1	1	12	12.0	0
Steve Beck	2	1	12	12.0	0
Jeff Campbell.....	3	3	36	12.0	0
Paul Reeves.....	1	1	10	10.0	0
Deon Figures	4	4	38	9.5	0
Claude Crabb.....	1	1	9	9.0	0
Roman Hollowell	3	3	25	8.3	0
Steve Rosga	4	4	32	8.0	0
Eddie Dove.....	1	1	8	8.0	0
Jo Jo Collins.....	2	4	31	7.8	0
Bob Stransky.....	1	2	15	7.5	0
Rico Smith.....	2	2	13	6.5	0
Charlie Greer.....	1	2	12	6.0	0
Chris Hudson.....	4	2	12	6.0	0
Stephone Robinson	2	4	22	5.5	0
Bobby Morris.....	1	1	5	5.0	0
Pat Murphy.....	1	1	5	5.0	0
Lyle Pickens.....	1	1	3	3.0	0
Jeremy Bloom.....	1	3	8	2.7	0
Toray Elton Davis	2	1	2	2.0	0
Ted Woods	1	1	1	1.0	0
Dave Logan.....	1	1	1	1.0	0
Cullen Bryant.....	1	4	3	0.8	0
Darian Hagan.....	4	1	0	0.0	0
Charles E. Johnson	4	1	0	0.0	0
Byron White.....	1	1	0	0.0	0
Mike McCoy.....	1	1	-3	-3.0	0
Isaiah Oliver.....	1	1	-6	-6.0	0

KICKOFF RETURNS	G	NO.	YARDS	AVG.	TD
Steve Engel	2	3	122	40.7	1
Ben Kelly.....	2	3	121	40.3	1
Loy Alexander	1	1	33	33.0	0
Pat Murphy.....	1	1	28	28.0	0
Ted Woods	1	1	27	27.0	0
Larry Plantz.....	1	1	26	26.0	0
James Kidd	1	2	51	25.5	0
Billy Waddy.....	2	5	126	25.2	0
Keith Pontiflet.....	1	2	47	23.5	0
Dave McCloughan.....	3	2	46	23.0	0
Bob Stransky.....	1	1	23	23.0	0
Bob Anderson.....	2	1	23	23.0	0
Kyle Evans.....	1	2	44	22.0	0
Michael Westbrook.....	2	1	22	22.0	0
Mike Pritchard.....	2	3	65	21.7	0
Byron White.....	1	3	65	21.7	0
Roman Hollowell	3	6	127	21.2	0
Cliff Branch.....	2	6	125	20.8	0
Terrence Wheatley	1	3	61	20.3	0
Hugh Charles.....	3	8	161	20.1	0
Anthony Julmisse.....	1	1	20	20.0	0
Ron Rieger	2	2	38	19.0	0
Charles E. Johnson	3	4	74	18.5	0
Clyde Surrell	1	2	37	18.5	0
Ozell Collier	1	4	73	18.3	0
T.J. Cunningham.....	1	1	18	18.0	0
Gary Campbell.....	1	1	17	17.0	0
Chris Hudson.....	1	1	17	17.0	0
M.J. Nelson.....	2	5	83	16.6	0
Roderick Sneed.....	2	3	49	16.3	0
James Mayberry	1	2	32	16.0	0
Gary Kuxhaus	1	1	15	15.0	0
Steve Gaunty.....	1	1	15	15.0	0
Stephone Robinson	2	3	44	14.7	0
Jeff Nabholz.....	2	1	14	14.0	0
Bill Harris.....	1	2	27	13.5	0
Tim James.....	1	1	13	13.0	0
Herchell Troutman.....	2	4	49	12.5	0
Marcus Stiggers	3	1	12	12.0	0
Boyd Dowler.....	1	1	12	12.0	0
Larry Brunson.....	1	1	11	11.0	0
Bob Masten.....	3	1	11	11.0	0
Willie Nichols	1	1	9	9.0	0
Brendan Schaub.....	2	1	8	8.0	0
Lendon Henry.....	3	3	23	7.7	0
Jim Kelleher.....	1	2	13	6.5	0



Ryan Johanningmeier.....	1	1	5	5.0	0
Sean Embree.....	3	1	3	3.0	0
Damen Dickey.....	1	1	0	0.0	0
Erich Kissick.....	1	1	0	0.0	0
Ryan Olson.....	1	1	0	0.0	0
Darrin Chiaverini.....	1	1	-7	-7.0	0

INTERCEPTIONS	G	NO.	YARDS	AVG.	TD
Bob Stransky.....	1	2	53	26.5	0
Greg Thomas.....	3	2	23	11.5	0
Tom Hubbard.....	2	2	1	0.5	0
Marcus Washington.....	1	1	95	95.0	1
Donald Strickland.....	3	1	91	91.0	1
Loren Schweningen.....	1	1	59	59.0	1
Byron White.....	1	1	47	47.0	1
Dwayne Davis.....	3	1	41	41.0	0
Ryan Walters.....	2	1	35	35.0	0
Nick Ziegler.....	2	1	31	31.0	1
Jashon Sykes.....	2	1	29	29.0	1
Pat Murphy.....	1	1	28	28.0	0
Deon Figures.....	4	1	27	27.0	0
Steve Rosga.....	2	1	26	26.0	0
Rashidi Barnes.....	3	1	21	21.0	1
Tyrone Henderson.....	2	1	19	19.0	0
Ronnie Bradford.....	4	1	17	17.0	0
Robbie Robinson.....	2	1	14	14.0	0
Isaac Howard.....	1	1	9	9.0	0
Bill Harris.....	1	1	8	8.0	0
Barry Remington.....	2	1	8	8.0	0
Michael Lewis.....	2	1	7	7.0	0
Ted Johnson.....	4	1	7	7.0	0
Darin Schuback.....	2	1	3	3.0	0
Gene Grove.....	1	1	3	3.0	0
Claude Crabb.....	1	1	0	0.0	0
Brian Foster.....	1	1	0	0.0	0
Charlie Greer.....	1	1	0	0.0	0
Maurice Henriques.....	1	1	0	0.0	0
Dave McCloughan.....	3	1	0	0.0	0
John Sanders.....	1	1	0	0.0	0
David Tate.....	2	1	0	0.0	0

SCORING	G	TD	2Pt	XP	FG	PTS
Rashaan Salaam.....	2	6	0-0	0-0	0-0	36
Jeremy Aldrich.....	3	0	0-0	15-15	7-9	36
Bob Anderson.....	2	5	0-0	0-0	0-0	30
Mason Crosby.....	2	0	0-0	4-4	5-7	19
Eric Bieniemy.....	3	3	0-0	0-0	0-0	18
Mitch Berger.....	3	0	0-0	6-8	3-4	15



Christian Fauria

Neil Voskeritchian.....	2	0	0-0	7-10	2-2	13
John Bayuk.....	1	2	0-0	0-0	0-0	12
Rae Carruth.....	4	2	0-0	0-0	0-0	12
Darrin Chiaverini.....	3	2	0-0	0-0	0-0	12
Charlie Davis.....	2	2	0-0	0-0	0-0	12
Tyson DeVree.....	1	2	0-0	0-0	0-0	12
D.J. Hackett.....	1	2	0-0	0-0	0-0	12
Dave Haney.....	2	0	0-0	6-6	2-2	12
Daniel Graham.....	3	2	0-0	0-0	0-0	12
Charles E. Johnson.....	3	2	0-0	0-0	0-0	12
Cortlen Johnson.....	2	2	0-0	0-0	0-0	12
Ben Kelly.....	3	2	0-0	0-0	0-0	12
Ward Walsh.....	1	2	0-0	0-0	0-0	12
Jim Harper.....	2	0	0-0	3-3	2-2	9
Byron White.....	1	1	0-0	2-2	0-0	8
Howard Cook.....	1	1	0-0	1-1	0-0	7
Ayyub Abdul-Rahmaan.....	2	1	0-0	0-0	0-0	6
Joe Antonio.....	1	1	0-0	0-0	0-0	6
Rashidi Barnes.....	3	1	0-0	0-0	0-0	6
Chris Brown.....	2	1	0-0	0-0	0-0	6
Larry Brunson.....	1	1	0-0	0-0	0-0	6
Hugh Charles.....	2	1	0-0	0-0	0-0	6
Zac Colvin.....	1	1	0-0	0-0	0-0	6
Boyd Dowler.....	1	1	0-0	0-0	0-0	6
Brandon Drumm.....	2	1	0-0	0-0	0-0	6
Kevin Eberhart.....	1	0	0-0	3-3	1-2	6
Jon Embree.....	2	1	0-0	0-0	0-0	6
Sean Embree.....	3	1	0-0	0-0	0-0	6
Steve Engel.....	1	1	0-0	0-0	0-0	6
John Farler.....	1	0	0-0	3-3	1-1	6
Christian Fauria.....	4	1	0-0	0-0	0-0	6
Javon Green.....	1	1	0-0	0-0	0-0	6
Darian Hagan.....	2	1	0-0	0-0	0-0	6
Don Hasselbeck.....	2	1	0-0	0-0	0-0	6
Mark Hatcher.....	2	1	0-0	0-0	0-0	6
John Hessler.....	1	1	0-0	0-0	0-0	6
James Hill.....	4	1	0-0	0-0	0-0	6
Roman Hollowell.....	3	1	0-0	0-0	0-0	6
Ken Johnson.....	2	1	0-1	0-0	0-0	6
Evan Judge.....	2	1	0-0	0-0	0-0	6
Joe Klopfenstein.....	3	1	0-0	0-0	0-0	6
Terry Kunz.....	1	1	0-0	0-0	0-0	6
Donnell Leomiti.....	1	1	0-0	0-0	0-0	6
Matt Lepsis.....	3	1	0-0	0-0	0-0	6
Sefo Liufau.....	1	1	0-1	0-0	0-0	6
Dave Logan.....	1	1	0-0	0-0	0-0	6
Emery Moorehead.....	2	1	0-0	0-0	0-0	6
Mike Moschetti.....	2	1	0-0	0-0	0-0	6
Scott Phillips.....	1	1	0-0	0-0	0-0	6
Phil Savoy.....	2	1	0-0	0-0	0-0	6
Loren Schweningen.....	1	1	0-0	0-0	0-0	6
Dusty Sprague.....	3	1	0-0	0-0	0-0	6
Kordell Stewart.....	3	1	0-0	0-0	0-0	6
Marcus Stiggers.....	2	1	0-0	0-0	0-0	6
Donald Strickland.....	3	1	0-0	0-0	0-0	6
Jashon Sykes.....	2	1	0-0	0-0	0-0	6
Quinn Sypniewski.....	3	1	0-0	0-0	0-0	6
Herchell Troutman.....	2	1	0-0	0-0	0-0	6
Lamont Warren.....	2	1	0-0	0-0	0-0	6
Marcus Washington.....	1	1	0-0	0-0	0-0	6
Anthony Weatherspoon.....	1	1	0-0	0-0	0-0	6
Michael Westbrook.....	2	1	0-0	0-0	0-0	6
Damon Wheeler.....	2	1	0-0	0-0	0-0	6
Nick Ziegler.....	2	1	0-0	0-0	0-0	6
J.B. Dean.....	1	0	0-0	2-3	1-1	5
Pat Blottiaux.....	1	0	0-0	2-2	1-3	5
Patrick Brougham.....	1	0	0-0	5-5	0-1	5
Larry Eckel.....	1	0	0-0	2-2	1-1	5
Mark Zetterberg.....	1	0	0-0	1-1	1-2	4
Dave DeLine.....	1	0	0-0	0-0	1-2	3
Jeremy Flores.....	1	0	0-0	0-1	1-2	3
Fred Lima.....	1	0	0-0	0-0	1-2	3
Tom MacKenzie.....	1	0	0-0	3-3	0-0	3
Phillip Lindsay.....	1	0	1-0	0-0	0-0	2
Mark Mariscal.....	1	0	0-0	2-2	0-0	2
Ellwyn Indorf.....	1	0	0-0	2-3	0-0	2
Dave Bartlet.....	1	0	0-0	1-1	0-0	1
Jerry Hillebrand.....	1	0	0-0	1-1	0-1	1