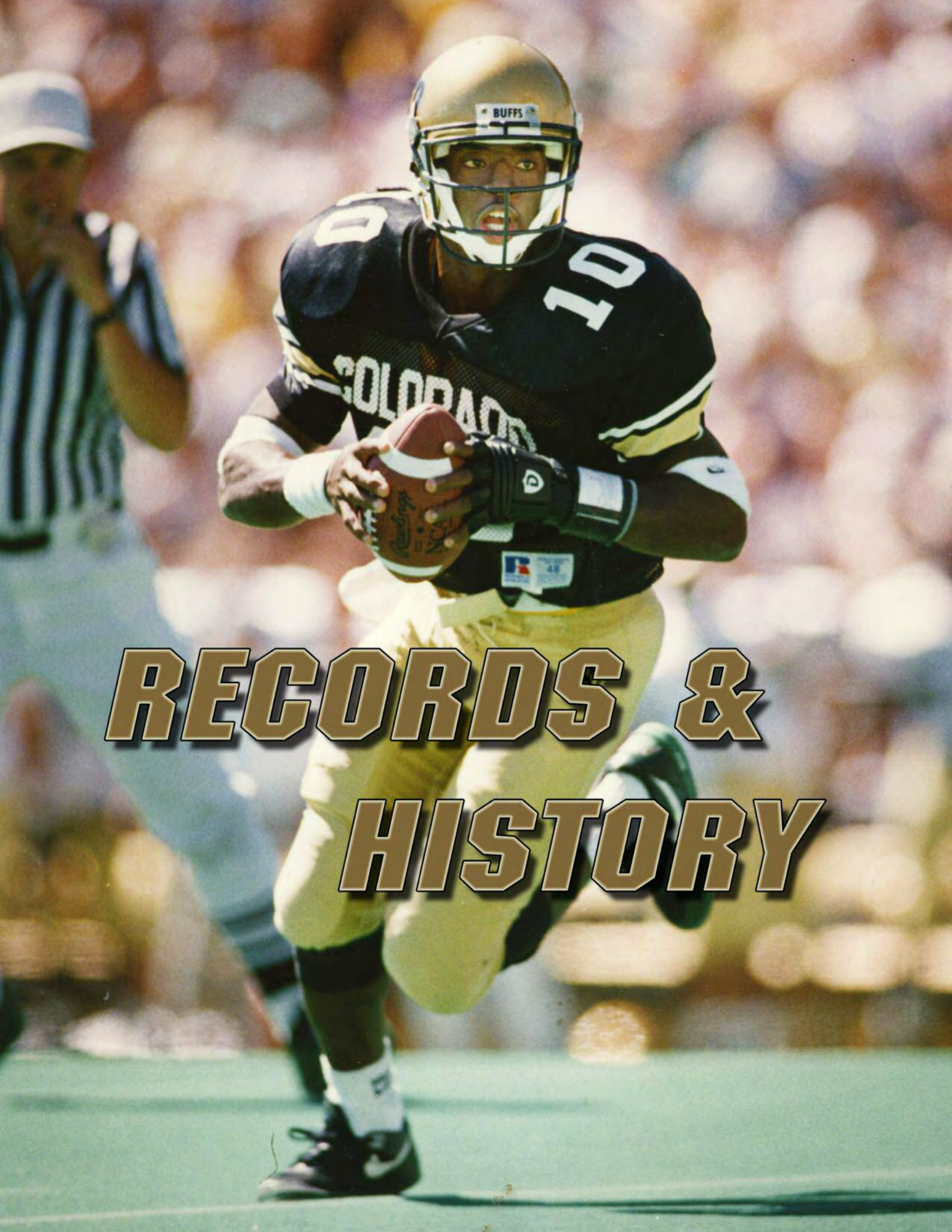


# RECORDS & HISTORY

# RECORD-BY-SEASON

| Season | Head Coach | Conference W | Conference L | Conference T | Conference Pct. | Conference Pts | Conference Opp | Conference Rank | Overall W | Overall L | Overall T | Overall Pct. | Overall Pts | Overall Opp | Record Home | Record Road | Record Neutral | Final Ranking AP | Final Ranking Coaches |
|---|---|---|---|---|---|---|---|---|---|---|---|---|---|---|---|---|---|---|---|
| 1890 | None | .. | .. | .. | ..... | .... | .... | .... | 0 | 4 | 0 | .000 | 4 | 217 | 0-2-0 | 0-2-0 | 0-0-0 | ... | ... |
| 1891 | None | .. | .. | .. | ..... | .... | .... | .... | 1 | 4 | 0 | .200 | 30 | 106 | 0-2-0 | 1-2-0 | 0-0-0 | ... | ... |
| 1892 | None | .. | .. | .. | ..... | .... | .... | .... | 3 | 2 | 0 | .600 | 178 | 64 | 1-1-0 | 2-1-0 | 0-0-0 | ... | ... |
| **Colorado Football Association** | | | | | | | | | | | | | | | | | | | |
| 1893 | None | 1 | 1 | 0 | .500 | 54 | 30 | *2nd* | 2 | 3 | 0 | .400 | 62 | 76 | 1-0-0 | 1-3-0 | 0-0-0 | ... | ... |
| 1894 | Harry Heller | 5 | 0 | 0 | 1.000 | 198 | 4 | *1st* | 8 | 1 | 0 | .889 | 288 | 32 | 3-0-0 | 5-1-0 | 0-0-0 | ... | ... |
| 1895 | Fred Folsom | 3 | 0 | 0 | 1.000 | 80 | 10 | *1st* | 5 | 1 | 0 | .833 | 158 | 32 | 3-1-0 | 2-0-0 | 0-0-0 | ... | ... |
| 1896 | Fred Folsom | 2 | 0 | 0 | 1.000 | 80 | 0 | *1st* | 5 | 0 | 0 | 1.000 | 171 | 6 | 3-0-0 | 2-0-0 | 0-0-0 | ... | ... |
| 1897 | Fred Folsom | 2 | 0 | 0 | 1.000 | 44 | 2 | *1st* | 7 | 1 | 0 | .875 | 188 | 10 | 5-0-0 | 2-1-0 | 0-0-0 | ... | ... |
| 1898 | Fred Folsom | 0 | 2 | 0 | .000 | 0 | 34 | *3rd* | 4 | 4 | 0 | .500 | 150 | 73 | 3-1-0 | 1-3-0 | 0-0-0 | ... | ... |
| 1899 | Fred Folsom | 2 | 1 | 0 | .667 | 93 | 23 | *2nd* | 7 | 2 | 0 | .778 | 210 | 34 | 3-0-0 | 4-2-0 | 0-0-0 | ... | ... |
| 1900 | T.W. Mortimer | 1 | 2 | 0 | .333 | 29 | 32 | *3rd* | 6 | 4 | 0 | .600 | 150 | 78 | 3-2-0 | 3-2-0 | 0-0-0 | ... | ... |
| 1901 | Fred Folsom | 2 | 0 | 0 | 1.000 | 34 | 2 | *1st* | 5 | 1 | 1 | .786 | 56 | 31 | 4-0-0 | 1-1-1 | 0-0-0 | ... | ... |
| 1902 | Fred Folsom | 4 | 0 | 0 | 1.000 | 75 | 12 | *1st* | 5 | 1 | 0 | .833 | 87 | 22 | 4-0-0 | 1-1-0 | 0-0-0 | ... | ... |
| 1903 | Dave Cropp | 4 | 0 | 0 | 1.000 | 63 | 6 | *1st* | 8 | 2 | 0 | .800 | 197 | 54 | 4-2-0 | 4-0-0 | 0-0-0 | ... | ... |
| 1904 | Dave Cropp | 3 | 1 | 0 | .750 | 136 | 13 | *2nd* | 6 | 2 | 1 | .722 | 187 | 58 | 3-0-0 | 3-1-1 | 0-1-0 | ... | ... |
| 1905 | Willis Keinholtz | .. | .. | .. | ..... | .... | .... | .... | 8 | 1 | 0 | .889 | 359 | 28 | 4-0-0 | 2-1-0 | 2-0-0 | ... | ... |
| 1906 | Frank Castleman | 1 | 1 | 2 | .500 | 6 | 6 | *t-2nd* | 2 | 3 | 4 | .444 | 28 | 32 | 2-1-2 | 0-2-2 | 0-0-0 | ... | ... |
| 1907 | Frank Castleman | 2 | 2 | 0 | .500 | 50 | 32 | *3rd* | 5 | 3 | 0 | .625 | 127 | 64 | 5-0-0 | 0-2-0 | 0-1-0 | ... | ... |
| 1908 | Fred Folsom | 3 | 0 | 0 | 1.000 | 37 | 0 | *t-1st* | 5 | 2 | 0 | .714 | 96 | 35 | 2-1-0 | 3-1-0 | 0-0-0 | ... | ... |
| **Colorado Faculty Athletic Conference** | | | | | | | | | | | | | | | | | | | |
| 1909 | Fred Folsom | 3 | 0 | 0 | 1.000 | 82 | 0 | *1st* | 6 | 0 | 0 | 1.000 | 141 | 0 | 3-0-0 | 2-0-0 | 1-0-0 | ... | ... |
| **Rocky Mountain (Faculty) Athletic Conference** | | | | | | | | | | | | | | | | | | | |
| 1910 | Fred Folsom | 3 | 0 | 0 | 1.000 | 74 | 0 | *1st* | 6 | 0 | 0 | 1.000 | 119 | 3 | 4-0-0 | 2-0-0 | 0-0-0 | ... | ... |
| 1911 | Fred Folsom | 4 | 0 | 0 | 1.000 | 59 | 2 | *1st* | 6 | 0 | 0 | 1.000 | 88 | 5 | 4-0-0 | 1-0-0 | 1-0-0 | ... | ... |
| 1912 | Fred Folsom | 2 | 2 | 0 | .500 | 16 | 52 | *t-3rd* | 6 | 3 | 0 | .667 | 147 | 81 | 3-1-0 | 1-2-0 | 2-0-0 | ... | ... |
| 1913 | Fred Folsom | 3 | 0 | 1 | .875 | 66 | 19 | *1st* | 5 | 1 | 1 | .786 | 82 | 33 | 2-0-1 | 2-1-0 | 1-0-0 | ... | ... |
| 1914 | Fred Folsom | 4 | 1 | 0 | .800 | 84 | 19 | *2nd* | 5 | 1 | 0 | .833 | 111 | 22 | 2-0-0 | 3-0-0 | 0-1-0 | ... | ... |
| 1915 | Fred Folsom | 0 | 5 | 0 | .000 | 15 | 122 | *6th* | 1 | 6 | 0 | .143 | 45 | 168 | 1-2-0 | 0-3-0 | 0-1-0 | ... | ... |
| 1916 | Bob Evans | 1 | 5 | 0 | .167 | 40 | 162 | *6th* | 1 | 5 | 1 | .214 | 40 | 162 | 1-2-1 | 0-2-0 | 0-1-0 | ... | ... |
| 1917 | Bob Evans | 4 | 2 | 0 | .667 | 54 | 56 | *3rd* | 6 | 2 | 0 | .750 | 114 | 56 | 3-0-0 | 2-2-0 | 1-0-0 | ... | ... |
| 1918 | Joe Mills | 1 | 2 | 0 | .333 | 23 | 27 | *t-3rd* | 2 | 3 | 0 | .400 | 43 | 42 | 2-2-0 | 0-1-0 | 0-0-0 | ... | ... |
| 1919 | Joe Mills | 2 | 3 | 1 | .417 | 87 | 96 | *5th* | 2 | 3 | 1 | .417 | 87 | 96 | 1-1-1 | 1-2-0 | 0-0-0 | ... | ... |
| 1920 | Myron Witham | 3 | 1 | 2 | .667 | 59 | 21 | *t-3rd* | 4 | 1 | 2 | .714 | 99 | 28 | 0-1-2 | 3-0-0 | 1-0-0 | ... | ... |
| 1921 | Myron Witham | 4 | 0 | 1 | .900 | 65 | 28 | *2nd* | 4 | 1 | 1 | .750 | 65 | 63 | 3-0-0 | 1-1-1 | 0-0-0 | ... | ... |
| 1922 | Myron Witham | 3 | 3 | 0 | .500 | 36 | 40 | *t-5th* | 4 | 4 | 0 | .500 | 56 | 79 | 2-1-0 | 1-3-0 | 1-0-0 | ... | ... |
| 1923 | Myron Witham | 7 | 0 | 0 | 1.000 | 169 | 27 | *1st* | 9 | 0 | 0 | 1.000 | 280 | 27 | 4-0-0 | 5-0-0 | 0-0-0 | ... | ... |
| 1924 | Myron Witham | 5 | 0 | 1 | .917 | 124 | 0 | *1st* | 8 | 1 | 1 | .850 | 237 | 13 | 5-0-0 | 3-1-1 | 0-0-0 | ... | ... |
| 1925 | Myron Witham | 5 | 2 | 0 | .714 | 142 | 36 | *4th* | 6 | 3 | 0 | .667 | 156 | 45 | 3-1-0 | 3-2-0 | 0-0-0 | ... | ... |
| 1926 | Myron Witham | 2 | 5 | 1 | .313 | 52 | 103 | *8th* | 3 | 5 | 1 | .389 | 77 | 103 | 2-3-1 | 1-2-0 | 0-0-0 | ... | ... |
| 1927 | Myron Witham | 4 | 4 | 0 | .500 | 129 | 149 | *5th* | 4 | 5 | 0 | .444 | 136 | 195 | 4-0-0 | 0-5-0 | 0-0-0 | ... | ... |
| 1928 | Myron Witham | 5 | 1 | 0 | .833 | 110 | 57 | *2nd* | 5 | 1 | 0 | .833 | 110 | 57 | 2-1-0 | 3-0-0 | 0-0-0 | ... | ... |
| 1929 | Myron Witham | 4 | 1 | 1 | .750 | 51 | 56 | *t-2nd* | 5 | 1 | 1 | .786 | 78 | 69 | 3-0-1 | 2-1-0 | 0-0-0 | ... | ... |
| 1930 | Myron Witham | 5 | 1 | 1 | .786 | 111 | 68 | *2nd* | 6 | 1 | 1 | .813 | 120 | 68 | 2-1-0 | 4-0-1 | 0-0-0 | ... | ... |
| 1931 | Myron Witham | 3 | 2 | 0 | .600 | 75 | 64 | *t-4th* | 5 | 3 | 0 | .625 | 111 | 94 | 4-0-0 | 1-2-0 | 0-1-0 | ... | ... |
| 1932 | William Saunders | 2 | 4 | 0 | .333 | 63 | 46 | *7th* | 2 | 4 | 0 | .333 | 63 | 46 | 1-2-0 | 1-2-0 | 0-0-0 | ... | ... |
| 1933 | William Saunders | 5 | 2 | 0 | .714 | 158 | 51 | *4th* | 7 | 2 | 0 | .778 | 183 | 51 | 5-0-0 | 2-2-0 | 0-0-0 | ... | ... |
| 1934 | William Saunders | 6 | 1 | 0 | .857 | 167 | 40 | *t-1st* | 6 | 1 | 2 | .778 | 167 | 40 | 2-0-1 | 4-1-1 | 0-0-0 | ... | ... |
| 1935 | Bunny Oakes | 5 | 1 | 0 | .833 | 128 | 12 | *1st* | 5 | 4 | 0 | .556 | 140 | 47 | 3-2-0 | 2-2-0 | 0-0-0 | ... | ... |
| 1936 | Bunny Oakes | 4 | 2 | 0 | .667 | 99 | 35 | *4th* | 4 | 3 | 0 | .571 | 99 | 43 | 2-1-0 | 2-2-0 | 0-0-0 | ... | ... |
| 1937 | Bunny Oakes | 7 | 0 | 0 | 1.000 | 234 | 20 | *1st* | 8 | 1 | 0 | .889 | 262 | 54 | 6-0-0 | 2-0-0 | 0-1-0 | *17th* | ... |
| **Mountain States (Skyline) Conference** | | | | | | | | | | | | | | | | | | | |
| 1938 | Bunny Oakes | 3 | 2 | 1 | .583 | 71 | 51 | *t-2nd* | 3 | 4 | 1 | .438 | 78 | 78 | 2-1-1 | 1-3-0 | 0-0-0 | ... | ... |
| 1939 | Bunny Oakes | 5 | 1 | 0 | .833 | 106 | 60 | *1st* | 5 | 3 | 0 | .625 | 106 | 110 | 2-1-0 | 3-2-0 | 0-0-0 | ... | ... |
| 1940 | Frank Potts | 4 | 1 | 1 | .750 | 162 | 40 | *t-2nd* | 5 | 3 | 1 | .611 | 182 | 106 | 3-2-0 | 2-1-1 | 0-0-0 | ... | ... |
| 1941 | Jim Yeager | 3 | 2 | 1 | .583 | 85 | 106 | *t-4th* | 3 | 4 | 1 | .438 | 97 | 161 | 3-1-0 | 0-3-1 | 0-0-0 | ... | ... |
| 1942 | Jim Yeager | 5 | 1 | 0 | .833 | 172 | 47 | *t-1st* | 7 | 2 | 0 | .778 | 251 | 73 | 4-1-0 | 3-1-0 | 0-0-0 | ... | ... |
| 1943 | Jim Yeager | 2 | 0 | 0 | 1.000 | 57 | 19 | *1st* | 5 | 2 | 0 | .714 | 134 | 47 | 4-1-0 | 1-1-0 | 0-0-0 | ... | ... |
| 1944 | Frank Potts | 2 | 0 | 0 | 1.000 | 66 | 6 | *1st* | 6 | 2 | 0 | .750 | 201 | 72 | 2-2-0 | 3-0-0 | 1-0-0 | ... | ... |
| 1945 | Frank Potts | 3 | 1 | 0 | .750 | 61 | 40 | *2nd* | 5 | 3 | 0 | .625 | 111 | 58 | 2-1-0 | 3-2-0 | 0-0-0 | ... | ... |
| 1946 | Jim Yeager | 3 | 2 | 1 | .583 | 64 | 30 | *t-4th* | 5 | 4 | 1 | .550 | 91 | 147 | 4-0-1 | 1-4-0 | 0-0-0 | ... | ... |
| 1947 | Jim Yeager | 3 | 3 | 0 | .500 | 83 | 94 | *t-3rd* | 4 | 5 | 0 | .444 | 90 | 162 | 2-2-0 | 2-3-0 | 0-0-0 | ... | ... |
| 1948 | Dallas Ward | 2 | 3 | 0 | .400 | 97 | 98 | *4th* | 3 | 6 | 0 | .333 | 168 | 164 | 3-2-0 | 0-4-0 | 0-0-0 | ... | ... |

| Season | Head Coach | Conference W | Conference L | Conference T | Conference Pct. | Conference Pts | Conference Opp | Conference Rank | Overall W | Overall L | Overall T | Overall Pct. | Overall Pts | Overall Opp | Record Home | Record Road | Record Neutral | Final Ranking AP | Final Ranking Coaches |
|---|---|---|---|---|---|---|---|---|---|---|---|---|---|---|---|---|---|---|---|
| **Big Seven Conference** | | | | | | | | | | | | | | | | | | | |
| 1949 | Dallas Ward | 1 | 4 | 0 | .200 | 59 | 97 | *6th* | 3 | 7 | 0 | .300 | 129 | 184 | 2-3-0 | 1-4-0 | 0-0-0 | … | … |
| 1950 | Dallas Ward | 2 | 4 | 0 | .333 | 127 | 114 | *6th* | 5 | 4 | 1 | .550 | 227 | 172 | 4-1-0 | 1-3-1 | 0-0-0 | … | … |
| 1951 | Dallas Ward | 5 | 1 | 0 | .833 | 186 | 136 | *2nd* | 7 | 3 | 0 | .700 | 289 | 229 | 5-0-0 | 2-3-0 | 0-0-0 | … | … |
| 1952 | Dallas Ward | 2 | 2 | 2 | .500 | 111 | 111 | *t-4th* | 6 | 2 | 2 | .700 | 246 | 158 | 3-0-2 | 3-2-0 | 0-0-0 | … | … |
| 1953 | Dallas Ward | 2 | 4 | 0 | .333 | 126 | 153 | *t-4th* | 6 | 4 | 0 | .600 | 201 | 194 | 3-2-0 | 3-2-0 | 0-0-0 | … | … |
| 1954 | Dallas Ward | 3 | 2 | 1 | .583 | 116 | 66 | *t-3rd* | 7 | 2 | 1 | .750 | 283 | 91 | 3-2-0 | 4-0-1 | 0-0-0 | … | … |
| 1955 | Dallas Ward | 3 | 3 | 0 | .500 | 139 | 126 | *t-3rd* | 6 | 4 | 0 | .600 | 203 | 149 | 4-1-0 | 2-3-0 | 0-0-0 | … | … |
| 1956 | Dallas Ward | 4 | 1 | 1 | .750 | 161 | 66 | *2nd* | 8 | 2 | 1 | .773 | 294 | 143 | 3-2-0 | 4-0-1 | 1-0-0 | *20th* | *18th* |
| 1957 | Dallas Ward | 3 | 3 | 0 | .500 | 160 | 93 | *t-3rd* | 6 | 3 | 1 | .650 | 250 | 137 | 3-2-0 | 3-1-1 | 0-0-0 | … | … |
| **Big Eight Conference** | | | | | | | | | | | | | | | | | | | |
| 1958 | Dallas Ward | 4 | 2 | 0 | .667 | 107 | 75 | *3rd* | 6 | 4 | 0 | .600 | 207 | 122 | 2-3-0 | 4-1-0 | 0-0-0 | … | … |
| 1959 | Sonny Grandelius | 3 | 3 | 0 | .500 | 92 | 134 | *t-3rd* | 5 | 5 | 0 | .500 | 144 | 177 | 3-3-0 | 2-2-0 | 0-0-0 | … | … |
| 1960 | Sonny Grandelius | 5 | 2 | 0 | .714 | 99 | 75 | *2nd* | 6 | 4 | 0 | .600 | 140 | 133 | 4-1-0 | 2-3-0 | 0-0-0 | … | … |
| 1961 | Sonny Grandelius | 7 | 0 | 0 | 1.000 | 127 | 39 | *1st* | 9 | 2 | 0 | .818 | 184 | 104 | 5-1-0 | 4-0-0 | 0-1-0 | *7th* | *7th* |
| 1962 | Bud Davis | 1 | 6 | 0 | .143 | 55 | 278 | *7th* | 2 | 8 | 0 | .200 | 122 | 346 | 2-2-0 | 0-6-0 | 0-0-0 | … | … |
| 1963 | Eddie Crowder | 2 | 5 | 0 | .286 | 80 | 173 | *6th* | 2 | 8 | 0 | .200 | 100 | 245 | 1-4-0 | 1-3-0 | 0-1-0 | … | … |
| 1964 | Eddie Crowder | 1 | 6 | 0 | .143 | 66 | 98 | *7th* | 2 | 8 | 0 | .200 | 101 | 156 | 1-4-0 | 1-4-0 | 0-0-0 | … | … |
| 1965 | Eddie Crowder | 4 | 2 | 1 | .643 | 134 | 93 | *3rd* | 6 | 2 | 2 | .700 | 163 | 106 | 3-1-1 | 3-1-1 | 0-0-0 | … | *20th* |
| 1966 | Eddie Crowder | 5 | 2 | 0 | .714 | 165 | 92 | *2nd* | 7 | 3 | 0 | .700 | 191 | 132 | 3-2-0 | 4-1-0 | 0-0-0 | … | … |
| 1967 | Eddie Crowder | 5 | 2 | 0 | .714 | 137 | 72 | *t-2nd* | 9 | 2 | 0 | .818 | 245 | 113 | 4-1-0 | 4-1-0 | 1-0-0 | *14th* | *13th* |
| 1968 | Eddie Crowder | 3 | 4 | 0 | .429 | 157 | 169 | *t-4th* | 4 | 6 | 0 | .400 | 220 | 244 | 3-2-0 | 1-4-0 | 0-0-0 | … | … |
| 1969 | Eddie Crowder | 5 | 2 | 0 | .714 | 161 | 146 | *3rd* | 8 | 3 | 0 | .727 | 276 | 227 | 5-0-0 | 2-3-0 | 1-0-0 | *16th* | … |
| 1970 | Eddie Crowder | 3 | 4 | 0 | .429 | 200 | 148 | *4th* | 6 | 5 | 0 | .545 | 309 | 206 | 3-2-0 | 3-2-0 | 0-1-0 | … | *16th* |
| 1971 | Eddie Crowder | 5 | 2 | 0 | .714 | 181 | 138 | *3rd* | 10 | 2 | 0 | .833 | 370 | 220 | 5-0-0 | 4-2-0 | 1-0-0 | *3rd* | *7th* |
| 1972 | Eddie Crowder | 4 | 3 | 0 | .571 | 158 | 145 | *t-3rd* | 8 | 4 | 0 | .667 | 313 | 206 | 5-1-0 | 3-2-0 | 0-1-0 | *16th* | *t-14th* |
| 1973 | Eddie Crowder | 2 | 5 | 0 | .286 | 116 | 163 | *t-6th* | 5 | 6 | 0 | .455 | 240 | 250 | 3-2-0 | 2-4-0 | 0-0-0 | … | … |
| 1974 | Bill Mallory | 3 | 4 | 0 | .429 | 160 | 186 | *5th* | 5 | 6 | 0 | .455 | 226 | 307 | 3-2-0 | 2-4-0 | 0-0-0 | … | … |
| 1975 | Bill Mallory | 5 | 2 | 0 | .714 | 174 | 166 | *3rd* | 9 | 3 | 0 | .750 | 331 | 251 | 6-0-0 | 3-2-0 | 0-1-0 | *16th* | … |
| 1976 | Bill Mallory | 5 | 2 | 0 | .714 | 189 | 140 | *t-1st* | 8 | 4 | 0 | .667 | 305 | 225 | 5-1-0 | 3-2-0 | 0-1-0 | *16th* | *16th* |
| 1977 | Bill Mallory | 3 | 3 | 1 | .500 | 124 | 146 | *4th* | 7 | 3 | 1 | .682 | 266 | 174 | 5-1-0 | 1-3-1 | 0-0-0 | … | … |
| 1978 | Bill Mallory | 2 | 5 | 0 | .286 | 112 | 178 | *7th* | 6 | 5 | 0 | .545 | 230 | 206 | 5-3-0 | 1-2-0 | 0-0-0 | … | … |
| 1979 | Chuck Fairbanks | 2 | 5 | 0 | .286 | 123 | 168 | *t-5th* | 3 | 8 | 0 | .273 | 168 | 274 | 1-5-0 | 2-3-0 | 0-0-0 | … | … |
| 1980 | Chuck Fairbanks | 1 | 6 | 0 | .143 | 97 | 282 | *t-7th* | 1 | 10 | 0 | .091 | 160 | 451 | 1-5-0 | 0-5-0 | 0-0-0 | … | … |
| 1981 | Chuck Fairbanks | 2 | 5 | 0 | .286 | 59 | 213 | *7th* | 3 | 8 | 0 | .273 | 141 | 322 | 3-3-0 | 0-5-0 | 0-0-0 | … | … |
| 1982 | Bill McCartney | 1 | 5 | 1 | .214 | 115 | 212 | *t-6th* | 2 | 8 | 1 | .227 | 160 | 301 | 1-6-0 | 1-2-1 | 0-0-0 | … | … |
| 1983 | Bill McCartney | 2 | 5 | 0 | .286 | 163 | 275 | *t-6th* | 4 | 7 | 0 | .364 | 252 | 342 | 3-3-0 | 1-4-0 | 0-0-0 | … | … |
| 1984 | Bill McCartney | 1 | 6 | 0 | .143 | 101 | 225 | *7th* | 1 | 10 | 0 | .091 | 172 | 364 | 1-5-0 | 0-5-0 | 0-0-0 | … | … |
| 1985 | Bill McCartney | 4 | 3 | 0 | .571 | 140 | 78 | *3rd* | 7 | 5 | 0 | .583 | 228 | 174 | 4-2-0 | 3-2-0 | 0-1-0 | … | … |
| 1986 | Bill McCartney | 6 | 1 | 0 | .857 | 165 | 80 | *2nd* | 6 | 6 | 0 | .500 | 242 | 193 | 3-3-0 | 3-2-0 | 0-1-0 | … | … |
| 1987 | Bill McCartney | 4 | 3 | 0 | .571 | 175 | 120 | *4th* | 7 | 4 | 0 | .636 | 268 | 180 | 4-2-0 | 3-2-0 | 0-0-0 | … | … |
| 1988 | Bill McCartney | 4 | 3 | 0 | .571 | 181 | 108 | *4th* | 8 | 4 | 0 | .667 | 322 | 196 | 4-2-0 | 4-1-0 | 0-1-0 | … | … |
| 1989 | Bill McCartney | 7 | 0 | 0 | 1.000 | 297 | 89 | *1st* | 11 | 1 | 0 | .917 | 458 | 171 | 6-0-0 | 5-0-0 | 0-1-0 | *4th* | *4th* |
| 1990 | Bill McCartney | 7 | 0 | 0 | 1.000 | 266 | 113 | *1st* | 11 | 1 | 1 | .885 | 399 | 229 | 6-0-0 | 4-1-0 | 1-0-1 | *1st* | *2nd* |
| 1991 | Bill McCartney | 6 | 0 | 1 | .929 | 181 | 93 | *t-1st* | 8 | 3 | 1 | .708 | 329 | 180 | 4-1-1 | 4-1-0 | 0-1-0 | *20th* | *20th* |
| 1992 | Bill McCartney | 5 | 1 | 1 | .786 | 175 | 111 | *2nd* | 9 | 2 | 1 | .792 | 340 | 224 | 5-0-1 | 4-1-0 | 0-1-0 | *13th* | *13th* |
| 1993 | Bill McCartney | 5 | 1 | 1 | .786 | 180 | 109 | *2nd* | 8 | 3 | 1 | .708 | 368 | 250 | 4-2-0 | 3-1-1 | 1-0-0 | *16th* | *16th* |
| 1994 | Bill McCartney | 6 | 1 | 0 | .857 | 234 | 124 | *2nd* | 11 | 1 | 0 | .917 | 439 | 235 | 6-0-0 | 4-1-0 | 1-0-0 | *3rd* | *3rd* |
| 1995 | Rick Neuheisel | 5 | 2 | 0 | .714 | 226 | 178 | *t-2nd* | 10 | 2 | 0 | .833 | 444 | 240 | 4-2-0 | 5-0-0 | 1-0-0 | *5th* | *4th* |
| **Big 12 Conference (North Division)** | | | | | | | | | | | | | | | | | | | |
| 1996 | Rick Neuheisel | 7 | 1 | | .875 | 221 | 126 | *2nd* | 10 | 2 | | .833 | 352 | 220 | 5-1 | 4-1 | 1-0 | *8th* | *8th* |
| 1997 | Rick Neuheisel | 3 | 5 | | .375 | 246 | 228 | *t-4th* | 5 | 6 | | .455 | 300 | 295 | 3-3 | 2-3 | 0-0 | … | … |
| 1998 | Rick Neuheisel | 4 | 4 | | .500 | 155 | 169 | *4th* | 8 | 4 | | .667 | 302 | 253 | 5-1 | 1-3 | 2-0 | … | … |
| 1999 | Gary Barnett | 5 | 3 | | .625 | 242 | 176 | *3rd* | 7 | 5 | | .583 | 405 | 311 | 4-1 | 2-3 | 1-1 | … | … |
| 2000 | Gary Barnett | 3 | 5 | | .375 | 200 | 222 | *4th* | 3 | 8 | | .273 | 252 | 284 | 1-4 | 2-3 | 0-1 | … | … |
| 2001 | Gary Barnett | 7 | 1 | | .875 | 243 | 190 | *1st* | 10 | 3 | | .769 | 412 | 318 | 5-1 | 3-1 | 2-1 | *9th* | *9th* |
| 2002 | Gary Barnett | 7 | 1 | | .875 | 281 | 175 | *1st* | 9 | 5 | | .643 | 398 | 325 | 5-1 | 4-1 | 0-3 | *20th* | *21st* |
| 2003 | Gary Barnett | 3 | 5 | | .375 | 228 | 255 | *t-4th* | 5 | 7 | | .417 | 319 | 398 | 3-3 | 1-4 | 1-0 | … | … |
| 2004 | Gary Barnett | 4 | 4 | | .500 | 169 | 205 | *1st* | 8 | 5 | | .615 | 304 | 332 | 4-2 | 3-2 | 1-1 | … | … |
| 2005 | Gary Barnett | 5 | 3 | | .625 | 219 | 167 | *1st* | 7 | 6 | | .538 | 305 | 307 | 5-1 | 2-3 | 0-2 | … | … |
| 2006 | Dan Hawkins | 2 | 6 | | .250 | 160 | 199 | *5th* | 2 | 10 | | .167 | 196 | 267 | 2-4 | 0-5 | 0-1 | … | … |
| 2007 | Dan Hawkins | 4 | 4 | | .500 | 238 | 276 | *3rd* | 6 | 7 | | .462 | 355 | 383 | 3-3 | 2-3 | 1-1 | … | … |
| 2008 | Dan Hawkins | 2 | 6 | | .250 | 135 | 257 | *t-4th* | 5 | 7 | | .417 | 242 | 351 | 4-2 | 0-5 | 1-0 | … | … |
| 2009 | Dan Hawkins | 2 | 6 | | .250 | 164 | 234 | *5th* | 3 | 9 | | .250 | 267 | 346 | 3-3 | 0-6 | 0-0 | … | … |
| 2010 | Dan Hawkins | 2 | 6 | | .250 | 199 | 274 | *5th* | 5 | 7 | | .417 | 290 | 369 | 4-2 | 0-5 | 1-0 | … | … |
| **Pac-12 Conference (South Division)** | | | | | | | | | | | | | | | | | | | |
| 2011 | Jon Embree | 2 | 7 | | .286 | 162 | 354 | *t-5th* | 3 | 10 | | .231 | 257 | 475 | 1-4 | 1-6 | 1-0 | … | … |
| 2012 | Jon Embree | 1 | 8 | | .111 | 155 | 431 | *6th* | 1 | 11 | | .083 | 214 | 552 | 0-6 | 1-4 | 0-1 | … | … |
| 2013 | Mike MacIntyre | 1 | 8 | | .111 | 183 | 398 | *6th* | 4 | 8 | | .333 | 305 | 459 | 3-3 | 0-5 | 1-0 | … | … |
| 2014 | Mike MacIntyre | 0 | 9 | | .000 | 263 | 387 | *6th* | 2 | 10 | | .167 | 342 | 468 | 1-5 | 1-4 | 0-1 | … | … |
| 2015 | Mike MacIntyre | 1 | 8 | | .111 | 177 | 291 | *6th* | 4 | 9 | | .308 | 320 | 357 | 2-4 | 1-5 | 0-1 | … | … |

# ALL-TIME RECORD

| | Games | Won | Lost | Tied | Pct. |
|---|---|---|---|---|---|
| **OVERALL** | **1,211** | **685** | **490** | **36** | **.581** |
| **HOME** | **602** | **395** | **191** | **16** | **.669** |
| Folsom Field (1924-present) | 482 | 303 | 169 | 10 | .639 |
| Gamble Field (1898-1924) | 96 | 73 | 17 | 6 | .792 |
| Campus Fields (pre-1898) | 24 | 19 | 5 | 0 | .792 |
| **ROAD** | **538** | **254** | **266** | **18** | **.489** |
| **NEUTRAL** | **71** | **36** | **33** | **2** | **.521** |
| In Denver | 31 | 19 | 11 | 1 | .629 |
| BOWL GAMES | 28 | 12 | 16 | 0 | .429 |
| NIGHT GAMES | 118 | 54 | 62 | 2 | .466 |
| Home | 44 | 24 | 18 | 2 | .568 |
| OVERTIME | 13 | 6 | 7 | 0 | .462 |
| ON ARTIFICIAL TURF | 331 | 180 | 146 | 5 | .551 |
| Home (Folsom Field, 1971-98) | 168 | 110 | 56 | 2 | .661 |
| IN DOMES | 4 | 2 | 2 | 0 | .500 |
| SEASON OPENERS | 126 | 77 | 44 | 5 | .631 |
| Home | 74 | 53 | 20 | 1 | .723 |
| HOMECOMING | 101 | 61 | 35 | 5 | .629 |
| CONFERENCE GAMES | 751 | 412 | 314 | 25 | .565 |
| Colorado Football Association | 48 | 35 | 11 | 2 | .750 |
| Colorado Athletic Conference | 3 | 3 | 0 | 0 | 1.000 |
| Rocky Mountain Athl. Conference | 163 | 104 | 50 | 9 | .666 |
| Mountain States Conference | 50 | 33 | 13 | 4 | .700 |
| Big Seven Conference | 70 | 34 | 32 | 4 | .514 |
| Big Eight Conference | 252 | 138 | 108 | 6 | .560 |
| Big 12 Conference | 120 | 60 | 60 | 0 | .500 |
| Pac-12 Conference | 45 | 5 | 40 | 0 | .111 |
| vs. RANKED TEAMS | 232 | 69 | 160 | 3 | .304 |
| Home | 98 | 33 | 63 | 2 | .347 |
| ON TELEVISION | 289 | 121 | 165 | 3 | .424 |
| Home | 124 | 59 | 63 | 2 | .484 |
| **By State/City:** | | | | | |
| Arizona | 17 | 9 | 8 | 0 | .529 |
| California | 22 | 2 | 19 | 1 | .114 |
| Colorado | 777 | 506 | 250 | 21 | .665 |
| *In Boulder* | *607* | *399* | *191* | *17* | *.671* |
| *In Colorado Springs* | *33* | *21* | *12* | *0* | *.636* |
| *In Denver* | *85* | *47* | *35* | *3* | *.571* |
| *In Golden* | *14* | *10* | *4* | *0* | *.714* |
| *In Greeley* | *5* | *4* | *1* | *0* | *.800* |
| *In Fort Collins* | *31* | *23* | *7* | *1* | *.758* |
| *In Longmont* | *1* | *1* | *0* | *0* | *1.000* |
| *In Pueblo* | *1* | *1* | *0* | *0* | *1.000* |
| Florida | 13 | 4 | 9 | 0 | .308 |
| Georgia | 1 | 0 | 1 | 0 | .000 |
| Hawai'i | 6 | 3 | 3 | 0 | .500 |
| Illinois | 3 | 0 | 3 | 0 | .000 |
| Indiana | 3 | 2 | 1 | 0 | .667 |
| Iowa | 34 | 25 | 9 | 0 | .735 |
| Kansas | 70 | 34 | 31 | 5 | .521 |
| Louisiana | 5 | 1 | 4 | 0 | .200 |
| Massachusetts | 1 | 1 | 0 | 0 | 1.000 |
| Michigan | 5 | 1 | 4 | 0 | .200 |
| Minnesota | 2 | 2 | 0 | 0 | 1.000 |
| Missouri | 39 | 11 | 26 | 2 | .308 |
| Montana | 1 | 0 | 1 | 0 | .000 |
| Nebraska | 35 | 9 | 26 | 0 | .257 |
| New Mexico | 2 | 0 | 2 | 0 | .000 |
| New York | 2 | 1 | 1 | 0 | .500 |
| Oklahoma | 53 | 19 | 33 | 1 | .368 |
| Ohio | 4 | 1 | 3 | 0 | .250 |
| Oregon | 11 | 3 | 8 | 0 | .273 |
| Pennsylvania | 1 | 0 | 1 | 0 | .000 |
| Tennessee | 2 | 1 | 1 | 0 | .500 |
| Texas | 34 | 15 | 19 | 0 | .441 |
| Utah | 45 | 20 | 21 | 4 | .489 |
| Washington | 13 | 7 | 5 | 1 | .577 |
| West Virginia | 1 | 0 | 1 | 0 | .000 |
| Wisconsin | 3 | 2 | 0 | 1 | .833 |
| Wyoming | 6 | 6 | 0 | 0 | 1.000 |

## COACHING RECORDS

### Games

| | | | |
|---|---|---|---|
| 1. | Bill McCartney | *1982-94* | 153 |
| 2. | Eddie Crowder | *1963-73* | 118 |
| 3. | Dallas Ward | *1948-58* | 110 |
| 4. | Fred Folsom | *1895-15* | 102 |
| 5. | Myron Witham | *1920-31* | 96 |
| 6. | Gary Barnett | *1999-05* | 87 |
| 7. | Dan Hawkins | *2006-10* | 58 |
| 8. | Bill Mallory | *1974-78* | 57 |
| 9. | Rick Neuheisel | *1995-98* | 47 |
| 10. | Jim Yeager | *1941-47* | 43 |

### Wins

| | | | |
|---|---|---|---|
| 1. | Bill McCartney | *1982-94* | 93 |
| 2. | Fred Folsom | *1895-15* | 77 |
| 3. | Eddie Crowder | *1963-73* | 67 |
| 4. | Dallas Ward | *1948-58* | 63 |
| 4. | Myron Witham | *1920-31* | 63 |
| 6. | Gary Barnett | *1999-05* | 49 |
| 7. | Bill Mallory | *1974-78* | 35 |
| 8. | Rick Neuheisel | *1995-98* | 33 |
| 9. | Bunnie Oakes | *1935-39* | 25 |
| 10. | Jim Yeager | *1941-47* | 24 |

### Conference Wins

| | | | |
|---|---|---|---|
| 1. | Bill McCartney | *1982-94* | 58 |
| 2. | Myron Witham | *1920-31* | 50 |
| 3. | Eddie Crowder | *1963-73* | 39 |
| 4. | Fred Folsom | *1895-15* | 37 |
| 5. | Gary Barnett | *1999-05* | 34 |
| 6. | Dallas Ward | *1948-58* | 31 |
| 7. | Bunnie Oakes | *1935-39* | 22 |
| 8. | Rick Neuheisel | *1995-98* | 19 |
| 9. | Bill Mallory | *1974-78* | 18 |
| 10. | Jim Yeager | *1941-47* | 16 |

# COLORADO VS. THE NATION

## PAC-12 CONFERENCE

| | Games | W | L | T | Pct. | Pts. | Opp. | Last 10 | Streak | Home | Road | Neutral | Other |
|---|---|---|---|---|---|---|---|---|---|---|---|---|---|
| Arizona | 18 | 13 | 5 | 0 | .722 | 538 | 374 | 5-5 | L 4 | 6-3-0 | 7-2-0 | 0-0 | 0-0 |
| Arizona State | 7 | 0 | 7 | 0 | .000 | 108 | 293 | . . . | L 7 | 0-3-0 | 0-4-0 | 0-0 | 0-0 |
| California | 8 | 3 | 5 | 0 | .375 | 208 | 249 | . . . | L 1 | 3-2-0 | 0-3-0 | 0-0 | 0-0 |
| Oregon | 20 | 8 | 12 | 0 | .400 | 385 | 580 | 2-8 | L 6 | 4-6-0 | 2-5-0 | 2-1 | 0-0 |
| Oregon State | 8 | 3 | 5 | 0 | .375 | 144 | 199 | . . . | W 1 | 2-2-0 | 1-1-0 | 0-0 | 0-2 |
| Southern California | 10 | 0 | 10 | 0 | .000 | 128 | 360 | 0-10 | L 10 | 0-5-0 | 0-5-0 | 0-0 | 0-0 |
| Stanford | 9 | 3 | 6 | 0 | .333 | 154 | 295 | . . . | L 5 | 3-2-0 | 0-3-0 | 0-0 | 0-1 |
| UCLA | 11 | 2 | 9 | 0 | .182 | 201 | 388 | 2-8 | L 5 | 1-4-0 | 1-5-0 | 0-0 | 0-0 |
| Utah | 62 | 31 | 28 | 3 | .524 | 924 | 849 | 5-5 | L 4 | 16-12-1 | 14-16-2 | 1-0 | 0-0 |
| Washington | 15 | 5 | 9 | 1 | .367 | 270 | 418 | 3-7 | L 6 | 1-4-0 | 3-4-1 | 1-1 | 0-0 |
| Washington State | 9 | 5 | 4 | 0 | .556 | 196 | 201 | . . . | L 1 | 2-3-0 | 1-1-0 | 0-0 | 2-0 |
| **Totals** | **177** | **73** | **100** | **4** | **.424** | **3256** | **4206** | **1-9** | **L 5** | **38-46-1** | **29-49-3** | **4-2** | **2-3** |

## AMERICAN ATHLETIC CONFERENCE

| | W | L | T | Pct. | Pts. | Opp. |
|---|---|---|---|---|---|---|
| Cincinnati | 1 | 0 | 0 | 1.000 | 56 | 14 |
| Houston | 1 | 0 | 0 | 1.000 | 29 | 17 |
| Tulane | 0 | 1 | 0 | .000 | 3 | 17 |
| Tulsa | 1 | 0 | 0 | 1.000 | 35 | 14 |
| **Totals** | **3** | **1** | **0** | **.750** | **123** | **62** |

## ATLANTIC COAST CONFERENCE

| | W | L | T | Pct. | Pts. | Opp. |
|---|---|---|---|---|---|---|
| Boston College | 1 | 0 | 0 | 1.000 | 62 | 28 |
| Clemson | 1 | 1 | 0 | .500 | 37 | 40 |
| Florida State | 0 | 3 | 0 | .000 | 34 | 102 |
| Miami, Fla. | 5 | 3 | 0 | .625 | 148 | 130 |
| Syracuse | 0 | 1 | 0 | .000 | 22 | 26 |
| **Totals** | **7** | **8** | **0** | **.467** | **303** | **326** |

## BIG SKY CONFERENCE

| | W | L | T | Pct. | Pts. | Opp. |
|---|---|---|---|---|---|---|
| Eastern Washington | 1 | 0 | 0 | 1.000 | 31 | 24 |
| Montana State | 1 | 3 | 0 | .250 | 42 | 40 |
| Northern Colorado | 9 | 2 | 0 | .818 | 308 | 38 |
| Sacramento State | 0 | 1 | 0 | .000 | 28 | 30 |
| **Totals** | **11** | **6** | **0** | **.647** | **409** | **132** |

## BIG TEN CONFERENCE

| | W | L | T | Pct. | Pts. | Opp. |
|---|---|---|---|---|---|---|
| Illinois | 1 | 1 | 0 | .500 | 60 | 30 |
| Indiana | 3 | 1 | 0 | .750 | 70 | 81 |
| Iowa | 2 | 0 | 0 | 1.000 | 52 | 33 |
| Michigan | 1 | 3 | 0 | .333 | 43 | 104 |
| Michigan State | 0 | 3 | 0 | .000 | 45 | 92 |
| Minnesota | 3 | 0 | 0 | 1.000 | 117 | 26 |
| Nebraska | 18 | 49 | 2 | .275 | 1105 | 1805 |
| Northwestern | 1 | 1 | 0 | .500 | 69 | 42 |
| Ohio State | 1 | 4 | 0 | .200 | 70 | 127 |
| Penn State | 1 | 1 | 0 | .500 | 44 | 40 |
| Wisconsin | 4 | 1 | 1 | .750 | 178 | 101 |
| **Totals** | **35** | **64** | **3** | **.358** | **1853** | **2481** |

## BIG 12 CONFERENCE

| | W | L | T | Pct. | Pts. | Opp. |
|---|---|---|---|---|---|---|
| Baylor | 9 | 7 | 0 | .563 | 442 | 325 |
| Iowa State | 49 | 15 | 1 | .762 | 1732 | 1058 |
| Kansas | 42 | 25 | 3 | .621 | 1646 | 1365 |
| Kansas State | 45 | 20 | 1 | .689 | 1699 | 1068 |
| Oklahoma | 17 | 40 | 2 | .305 | 979 | 1658 |
| Oklahoma State | 26 | 19 | 1 | .576 | 1048 | 856 |
| Texas | 7 | 11 | 0 | .389 | 350 | 639 |
| Texas Tech | 5 | 5 | 0 | .500 | 236 | 218 |
| West Virginia | 1 | 1 | 0 | .500 | 41 | 49 |
| **Totals** | **201** | **143** | **8** | **.582** | **8173** | **7236** |

## CONFERENCE USA

| | W | L | T | Pct. | Pts. | Opp. |
|---|---|---|---|---|---|---|
| North Texas | 1 | 0 | 0 | 1.000 | 52 | 21 |
| Rice | 0 | 1 | 0 | .000 | 14 | 28 |
| Texas-El Paso | 1 | 0 | 0 | 1.000 | 33 | 28 |
| **Totals** | **2** | **1** | **0** | **.667** | **99** | **77** |

## MAJOR INDEPENDENTS

| | W | L | T | Pct. | Pts. | Opp. |
|---|---|---|---|---|---|---|
| Army | 1 | 1 | 0 | .500 | 31 | 47 |
| Brigham Young | 8 | 3 | 1 | .708 | 262 | 105 |
| Notre Dame | 2 | 3 | 0 | .400 | 74 | 136 |
| **Totals** | **11** | **7** | **1** | **.605** | **367** | **288** |

## MID-AMERICAN CONFERENCE

| | W | L | T | Pct. | Pts. | Opp. |
|---|---|---|---|---|---|---|
| Kent State | 1 | 0 | 0 | 1.000 | 42 | 0 |
| Massachusetts | 2 | 0 | 0 | 1.000 | 89 | 52 |
| Miami-Ohio | 1 | 0 | 0 | 1.000 | 42 | 0 |
| Toledo | 0 | 1 | 0 | .000 | 38 | 54 |
| **Totals** | **4** | **1** | **0** | **.800** | **211** | **106** |

## MOUNTAIN WEST CONFERENCE

| | W | L | T | Pct. | Pts. | Opp. |
|---|---|---|---|---|---|---|
| Air Force | 12 | 4 | 0 | .750 | 443 | 265 |
| Colorado State | 63 | 22 | 2 | .736 | 2096 | 1061 |
| Fresno State | 4 | 2 | 0 | .667 | 161 | 154 |
| Hawai'i | 2 | 3 | 0 | .400 | 89 | 100 |
| New Mexico | 6 | 3 | 0 | .667 | 190 | 58 |
| San Diego State | 1 | 0 | 0 | 1.000 | 34 | 14 |
| San Jose State | 4 | 0 | 0 | 1.000 | 156 | 71 |
| Utah State | 11 | 6 | 1 | .639 | 276 | 192 |
| Wyoming | 24 | 2 | 1 | .907 | 712 | 161 |
| **Totals** | **127** | **42** | **4** | **.746** | **4157** | **2076** |

## REGIONAL SCHOOLS

| | W | L | T | Pct. | Pts. | Opp. |
|---|---|---|---|---|---|---|
| Chadron State | 2 | 1 | 0 | .667 | 44 | 3 |
| Colorado College | 31 | 13 | 3 | .691 | 701 | 431 |
| Colorado Mines | 36 | 14 | 1 | .716 | 1024 | 383 |
| Denver | 26 | 14 | 4 | .636 | 757 | 333 |
| Peru State | 1 | 0 | 0 | 1.000 | 40 | 12 |
| Regis | 4 | 0 | 0 | 1.000 | 189 | 13 |
| Western State | 4 | 0 | 0 | 1.000 | 141 | 6 |
| **Totals** | **104** | **42** | **8** | **.701** | **2896** | **1181** |

## SOUTHEASTERN CONFERENCE

| | W | L | T | Pct. | Pts. | Opp. |
|---|---|---|---|---|---|---|
| Alabama | 1 | 2 | 0 | .333 | 96 | 93 |
| Auburn | 0 | 1 | 0 | .000 | 3 | 24 |
| Georgia | 1 | 1 | 0 | .500 | 42 | 41 |
| Louisiana State | 1 | 5 | 0 | .167 | 78 | 172 |
| Missouri | 31 | 41 | 3 | .433 | 1341 | 1636 |
| Tennessee | 0 | 0 | 1 | .500 | 31 | 31 |
| Texas A&M | 6 | 3 | 0 | .667 | 239 | 194 |
| **Totals** | **40** | **53** | **4** | **.433** | **1830** | **2191** |

## SUN BELT CONFERENCE

| | W | L | T | Pct. | Pts. | Opp. |
|---|---|---|---|---|---|---|
| Louisiana-Monroe | 2 | 0 | 0 | 1.000 | 114 | 27 |
| New Mexico State | 1 | 0 | 0 | 1.000 | 39 | 0 |
| **Totals** | **3** | **0** | **0** | **1.000** | **153** | **27** |

## RANDOM FCS OPPONENTS

| | W | L | T | Pct. | Pts. | Opp. |
|---|---|---|---|---|---|---|
| Central Arkansas | 1 | 0 | 0 | 1.000 | 38 | 24 |
| Charleston Southern | 1 | 0 | 0 | 1.000 | 43 | 10 |
| Nicholls State | 1 | 0 | 0 | 1.000 | 48 | 0 |
| **Totals** | **3** | **0** | **0** | **1.000** | **129** | **34** |

## DEFUNCT SERIES

| | W | L | T | Pct. | Pts. | Opp. |
|---|---|---|---|---|---|---|
| 25 Opponents | 61 | 22 | 4 | .724 | 1564 | 600 |

**Total Games** ..... **1,211**
**Points For** ..... **25,523**
**Points Against** ..... **21,023**

# ALL-TIME SERIES RESULTS

Colorado has played 1,211 games in its history; below are the all-time series results against those schools that are currently in Division I-A (FBS) or I-AA (FCS) and thus do not include games against regional schools no longer with that classification, opponents that no longer play football or defunct series.

## AIR FORCE

Colorado leads, 12-4 *(in Boulder 7-3; at Colorado Springs 5-1)*

| | | | |
|---|---|---|---|
| Nov. 29, 1958 | Air Force | 20-14 | (B) |
| Nov. 28, 1959 | Colorado | 15- 7 | (B) |
| Nov. 26, 1960 | Air Force | 16- 6 | (B) |
| Dec. 2, 1961 | Colorado | 29-12 | (B) |
| Nov. 24, 1962 | Colorado | 34-10 | (B) |
| Dec. 7, 1963 | Air Force | 17-14 | |
| Nov. 21, 1964 | Colorado | 28-23 | (B) |
| Nov. 20, 1965 | Colorado | 19- 6 | |
| Nov. 19, 1966 | Colorado | 10- 9 | (B) |
| Nov. 25, 1967 | Colorado | 33- 0 | |
| Nov. 23, 1968 | Air Force | 58-35 | (B) |
| Nov. 21, 1970 | Colorado | 49-19 | |
| Nov. 20, 1971 | Colorado | 53-17 | (B) |
| Nov. 18, 1972 | Colorado | 38- 7 | |
| Oct. 13, 1973 | Colorado | 38-17 | (B) |
| Oct. 5, 1974 | Colorado | 28-27 | |

## ALABAMA

Colorado trails, 1-2 *(at Memphis 1-0; at Miami 0-1; at Shreveport 0-1)*

| | | | |
|---|---|---|---|
| Dec. 13, 1969 | Colorado | 47-33 | (1) |
| Dec. 28, 1991 | Alabama | 30-25 | (2) |
| Dec. 30, 2007 | Alabama | 30-24 | (3) |

1—Liberty Bowl at Memphis, Tenn.
2—Blockbuster Bowl at Miami, Fla.
3—Independence Bowl at Shreveport, La.

## ARIZONA

Colorado leads, 13-5 *(in Boulder 6-3; at Tucson 7-2)*

| | | | |
|---|---|---|---|
| Nov. 26, 1931 | Colorado | 27- 7 | |
| Oct. 21, 1950 | Colorado | 28-25 | (B) |
| Oct. 11, 1952 | Colorado | 34-19 | |
| Sept. 26, 1953 | Colorado | 20-14 | (B) |
| Oct. 9, 1954 | Colorado | 40-18 | |
| Sept. 24, 1955 | Colorado | 14- 0 | (B) |
| Nov. 24, 1956 | Colorado | 38- 7 | |
| Oct. 12, 1957 | Colorado | 34-14 | (B) |
| Oct. 11, 1958 | Colorado | 65-12 | |
| Oct. 24, 1959 | Colorado | 18- 0 | |
| Oct. 8, 1960 | Colorado | 35-16 | (B) |
| Sept. 28, 1985 | Colorado | 14-13 | |
| Sept. 27, 1986 | Arizona | 24-21 | (B) |
| Nov. 12, 2011 | Colorado | 48-29 | (B) |
| Nov. 10, 2012 | Arizona | 56-31 | |
| Oct. 26, 2013 | Arizona | 44-20 | (B) |
| Nov. 8, 2014 | Arizona | 38-20 | |
| Oct. 17, 2015 | Arizona | 38-31 | (B) |

## ARIZONA STATE

Colorado trails, 0-7 *(in Boulder 0-3; at Tempe 0-4)*

| | | | |
|---|---|---|---|
| Sept. 16, 2006 | Arizona State | 21- 3 | (B) |
| Sept. 8, 2007 | Arizona State | 33-14 | |
| Oct. 29, 2011 | Arizona State | 48-14 | |
| Oct. 11, 2012 | Arizona State | 51-17 | (B) |
| Oct. 12, 2013 | Arizona State | 54-13 | |
| Sept. 13, 2014 | Arizona State | 38-24 | (B) |
| Oct. 10, 2015 | Arizona State | 48-23 | |

## ARMY

Series tied, 1-1 *(at West Point 1-1)*

| | | | |
|---|---|---|---|
| Oct. 4, 1947 | Army | 47- 0 | |
| Oct. 1, 1977 | Colorado | 31- 0 | (B) |

## AUBURN

Colorado trails, 0-1 *(at Jacksonville 0-1)*

| | | | |
|---|---|---|---|
| Dec. 28, 1972 | Auburn | 24- 3 | (1) |

1—Gator Bowl at Jacksonville, Fla.

## BAYLOR

Colorado leads, 9-7 *(in Boulder 5-4; at Waco 4-2; in Houston 0-1)*

| | | | |
|---|---|---|---|
| Sept. 26, 1959 | Baylor | 15- 7 | (B) |
| Sept. 24, 1960 | Baylor | 26- 0 | |
| Sept. 24, 1966 | Colorado | 13- 7 | |
| Sept. 16, 1967 | Colorado | 27- 7 | (B) |
| Sept. 29, 1973 | Colorado | 52-28 | (B) |
| Dec. 31, 1986 | Baylor | 21- 9 | (1) |
| Sept. 14, 1991 | Baylor | 16-14 | (B) |
| Sept. 12, 1992 | Colorado | 57-38 | |
| Sept. 11, 1993 | Colorado | 45-21 | (B) |
| Sept. 26, 1998 | Colorado | 18-16 | (B) |
| Nov. 13, 1999 | Colorado | 37- 0 | |
| Oct. 19, 2002 | Colorado | 34- 0 | (B) |
| Oct. 4, 2003 | Baylor | 42-30 | |
| Oct. 7, 2006 | Baylor | 34-31# | (B) |
| Oct. 6, 2007 | Colorado | 43-23 | |
| Oct. 16, 2010 | Baylor | 31-25 | (B) |

1—Bluebonnet Bowl at Houston.
#—three overtimes.

## BOSTON COLLEGE

Colorado leads, 1-0 *(at Tucson 1-0)*

| | | | |
|---|---|---|---|
| Dec. 31, 1999 | Colorado | 62-28 | (1) |

1—Insight.com Bowl at Tucson, Ariz.

## BRIGHAM YOUNG

Colorado leads, 8-3-1 *(in Boulder 6-1; at Provo 2-1-1; at Anaheim 0-1)*

| | | | |
|---|---|---|---|
| Oct. 7, 1923 | Colorado | 41- 0 | (B) |
| Oct. 20, 1934 | Colorado | 48- 6 | |
| Oct. 16, 1937 | Colorado | 14- 0 | (B) |
| Nov. 12, 1938 | Colorado | 8- 0 | (B) |
| Nov. 18, 1939 | Colorado | 12- 6 | |
| Nov. 16, 1940 | Colorado | 25- 2 | (B) |
| Nov. 15, 1941 | Tie | 13-13 | |
| Nov. 14, 1942 | Colorado | 48- 0 | (B) |
| Oct. 19, 1946 | BYU | 10- 7 | |
| Oct. 18, 1947 | Colorado | 9- 7 | (B) |
| Sept. 26, 1981 | BYU | 41-20 | (B) |
| Dec. 29, 1988 | BYU | 20-17 | (1) |

1—Freedom Bowl at Anaheim, Calif.

## CALIFORNIA

Colorado trails, 3-5 *(in Boulder 3-2; at Berkeley 0-3)*

| | | | |
|---|---|---|---|
| Sept. 28, 1968 | California | 10- 0 | |
| Sept. 9, 1972 | Colorado | 20-10 | (B) |
| Sept. 13, 1975 | Colorado | 34-27 | (B) |
| Sept. 11, 1982 | California | 31-17 | (B) |
| Sept. 11, 2010 | California | 52- 7 | |
| Sept. 10, 2011 | California | 36-33 # | (B) |
| Nov. 16, 2013 | Colorado | 41-24 | (B) |
| Sept. 27, 2014 | California | 59-56 % | |

#—overtime; %—double overtime.

## CHARLESTON SOUTHERN

Colorado leads, 1-0 *(in Boulder 1-0)*

| | | | |
|---|---|---|---|
| Oct. 19, 2013 | Colorado | 43-10 | (B) |

## CINCINNATI

Colorado leads, 1-0 *(in Boulder 1-0)*

| | | | |
|---|---|---|---|
| Sept. 16, 1972 | Colorado | 56-14 | (B) |

## CLEMSON

Series tied, 1-1 *(at Miami 1-0; at Orlando 0-1)*

| | | | |
|---|---|---|---|
| Jan. 1, 1957 | Colorado | 27-21 | (1) |
| Dec. 27, 2005 | Clemson | 19-10 | (2) |

1—Orange Bowl at Miami, Fla.
2—Champs Sports Bowl at Orlando, Fla.

## COLORADO STATE

Colorado leads 63-22-2 *(in Boulder 31-9-1; at Fort Collins 23-7-1, in Denver 9-5)*

| | | | |
|---|---|---|---|
| Feb. 11, 1893 | Colorado | 70- 6 | |
| Oct. 7, 1893 | Colorado | 44- 6 | (B) |
| Oct. 27, 1894 | Colorado | 67- 0 | |
| Oct. 15, 1899 | Colorado | 63- 0 | |
| Oct. 15, 1900 | Colorado | 29- 0 | (B) |
| Oct. 18, 1902 | Colorado | 11- 6 | |
| Oct. 10, 1903 | Colorado | 5- 0 | (B) |
| Nov. 12, 1904 | Colorado | 46- 0 | (B) |
| Nov. 10, 1906 | Tie | 0- 0 | |
| Oct. 19, 1907 | Colorado | 17-13 | (B) |
| Oct. 24, 1908 | Colorado | 8- 0 | |
| Oct. 23, 1909 | Colorado | 57- 0 | |
| Nov. 12, 1910 | Colorado | 44- 0 | |
| Nov. 11, 1911 | Colorado | 31- 0 | (B) |
| Oct. 12, 1912 | CSU | 21- 0 | |
| Oct. 25, 1913 | Colorado | 16- 7 | (B) |
| Oct. 17, 1914 | Colorado | 33- 6 | |
| Oct. 9, 1915 | CSU | 23- 6 | (B) |
| Nov. 30, 1916 | CSU | 32-14 | (B) |
| Nov 29, 1917 | Colorado | 6- 0 | |
| Nov. 28, 1918 | Colorado | 16-13 | (B) |
| Oct. 11, 1919 | CSU | 49- 7 | |
| Nov. 20, 1920 | Tie | 7- 7 | (B) |
| Nov. 19, 1921 | Colorado | 10- 0 | |
| Nov. 4, 1922 | Colorado | 7- 0 | (B) |
| Nov. 29, 1923 | Colorado | 6- 3 | |
| Nov. 22, 1924 | Colorado | 36- 0 | (B) |
| Nov. 14, 1925 | CSU | 12- 0 | |
| Nov. 13, 1926 | CSU | 3- 0 | (B) |
| Nov. 19, 1927 | CSU | 39- 7 | |
| Nov. 10, 1928 | Colorado | 13- 7 | (B) |
| Nov. 16, 1929 | Colorado | 6- 0 | |
| Oct. 25, 1930 | Colorado | 7- 0 | (B) |
| Oct. 24, 1931 | CSU | 19- 6 | |
| Oct. 22, 1932 | CSU | 7- 6 | (B) |
| Oct. 21, 1933 | CSU | 19- 6 | |
| Oct. 27, 1934 | Colorado | 27- 9 | (B) |
| Oct. 26, 1935 | Colorado | 19- 6 | (B) |
| Oct. 24, 1936 | Colorado | 9- 7 | |
| Oct. 23, 1937 | Colorado | 47- 0 | (B) |
| Oct. 22, 1938 | Colorado | 31- 6 | |
| Oct. 21, 1939 | Colorado | 13- 0 | (B) |
| Oct. 19, 1940 | Colorado | 33-14 | |
| Oct. 18, 1941 | Colorado | 26-13 | (B) |
| Oct. 24, 1942 | Colorado | 34- 7 | |
| Oct. 13, 1945 | Colorado | 21- 6 | |
| Nov. 28, 1946 | Colorado | 18- 0 | (B) |
| Oct. 25, 1947 | Colorado | 14- 7 | |
| Nov. 20, 1948 | CSU | 29-25 | (B) |
| Nov. 26, 1949 | CSU | 14- 7 | (B) |
| Nov. 25, 1950 | Colorado | 31- 6 | |
| Sept. 22, 1951 | Colorado | 28-13 | (B) |
| Nov. 29, 1952 | Colorado | 61- 0 | (B) |
| Nov. 28, 1953 | Colorado | 13- 7 | |
| Sept. 25, 1954 | Colorado | 46- 0 | (B) |
| Nov. 26, 1955 | CSU | 10- 0 | |
| Oct. 13, 1956 | Colorado | 47- 7 | (B) |
| Nov. 9, 1957 | Colorado | 20- 0 | |
| Nov. 22, 1958 | CSU | 15-14 | (B) |
| Sept. 17, 1983 | Colorado | 31- 3 | (B) |
| Sept. 7, 1985 | Colorado | 23-10 | (B) |
| Sept. 6, 1986 | CSU | 23- 7 | (B) |
| Oct. 3, 1987 | Colorado | 29-16 | |
| Oct. 1, 1988 | Colorado | 27-23 | |
| Sept. 9, 1989 | Colorado | 45-20 | (B) |
| Sept. 5, 1992 | Colorado | 37-17 | (B) |
| Sept. 9, 1995 | Colorado | 42-14 | (B) |
| Sept. 7, 1996 | Colorado | 48-34 | |
| Sept. 6, 1997 | Colorado | 31-21 | (B) |
| Sept. 5, 1998 | Colorado | 42-14 | (D) |
| Sept. 4, 1999 | CSU | 41-14 | (D) |
| Sept. 2, 2000 | CSU | 28-24 | (D) |
| Sept. 1, 2001 | Colorado | 41-14 | (D) |
| Aug. 31, 2002 | CSU | 19-14 | (D) |
| Aug. 30, 2003 | Colorado | 42-35 | (D) |
| Sept. 4, 2004 | Colorado | 27-24 | (B) |
| Sept. 3, 2005 | Colorado | 31-28 | (B) |
| Sept. 9, 2006 | CSU | 14-10 | (D) |
| Sept. 1, 2007 | Colorado | 31-28 # | (D) |
| Aug. 31, 2008 | Colorado | 38-17 # | (D) |
| Sept. 6, 2009 | CSU | 23-17 | (B) |
| Sept. 4, 2010 | Colorado | 24- 3 | (D) |
| Sept. 17, 2011 | Colorado | 28-14 | (D) |
| Sept. 1, 2012 | CSU | 22-17 | (D) |
| Sept. 1, 2013 | Colorado | 41-27 | (D) |
| Aug. 29, 2014 | CSU | 31-17 | (D) |
| Sept. 19, 2015 | Colorado | 27-24 # | (D) |

#—overtime.

## EASTERN WASHINGTON

Colorado leads, 1-0 *(in Boulder 1-0)*

| | | | |
|---|---|---|---|
| Sept. 6, 2008 | Colorado | 31-24 | (B) |

## FLORIDA STATE

Colorado trails, 0-3 *(in Boulder 0-1; at Tallahassee 0-1; at Jacksonville 0-1)*

| | | | |
|---|---|---|---|
| Sept. 20, 2003 | Florida State | 47- 7 | |
| Sept. 15, 2007 | Florida State | 16- 6 | (B) |
| Sept. 27, 2008 | Florida State | 39-21 | (J) |

## FRESNO STATE

Colorado leads, 4-2 *(in Boulder 3-1; at Fresno 0-1; at Honolulu 1-0)*

| | | | |
|---|---|---|---|
| Sept. 25, 1965 | Colorado | 10- 7 | (B) |
| Sept. 10, 1988 | Colorado | 45- 3 | (B) |
| Dec. 25, 1993 | Colorado | 41-30 | (1) |
| Sept. 12, 1998 | Colorado | 29-21 | (B) |
| Aug. 26, 2001 | Fresno State | 24-22 | (B) |
| Sept. 15, 2012 | Fresno State | 69-14 | |

1—Aloha Bowl at Honolulu. Hawai'i.

## GEORGIA

Series tied, 1-1 *(in Boulder 1-0; at Athens 0-1)*

| | | | |
|---|---|---|---|
| Sept. 23, 2006 | Georgia | 14-13 | |
| Oct. 2, 2010 | Colorado | 29-27 | (B) |

## HAWAI'I

Colorado trails, 2-3 *(in Boulder 2-0; at Honolulu 0-3)*

| | | | |
|---|---|---|---|
| Jan. 1, 1925 | Hawaii | 13- 0 | |
| Sept. 18, 2010 | Colorado | 31-13 | (B) |
| Sept. 3, 2011 | Hawaii | 34-17 | |
| Sept. 20, 2014 | Colorado | 21-12 | (B) |
| Sept. 3, 2015 | Hawaii | 28-20 | |

## HOUSTON

Colorado leads, 1-0 *(at Houston 1-0)*

| | | | |
|---|---|---|---|
| Dec. 31, 1971 | Colorado | 29-17 | (1) |

1—Astro-Bluebonnet Bowl at Houston, Texas.

## ILLINOIS

Series tied, 1-1 *(in Boulder 1-0; at Champaign 0-1)*

| | | | |
|---|---|---|---|
| Sept. 16, 1989 | Colorado | 38- 7 | (B) |
| Sept. 15, 1990 | Illinois | 23-22 | |

## INDIANA

Colorado leads, 3-1 *(in Boulder 1-1; at Bloomington 2-0)*

| | | | |
|---|---|---|---|
| Oct. 4, 1969 | Colorado | 30- 7 | (B) |
| Sept. 19, 1970 | Colorado | 16- 9 | |
| Sept. 29, 1979 | Colorado | 17-16 | |
| Sept. 27, 1980 | Indiana | 45- 7 | (B) |

## IOWA

Colorado leads, 2-0 *(in Boulder 1-0; at Iowa City 1-0)*

| | | | |
|---|---|---|---|
| Sept. 17, 1988 | Colorado | 24-21 | |
| Sept. 26, 1992 | Colorado | 28-12 | (B) |

## IOWA STATE

Colorado leads, 49-15-1 *(in Boulder 25-6-1; at Ames 24-9)*

| | | | |
|---|---|---|---|
| Sept. 21, 1946 | Colorado | 13- 7 | (B) |
| Sept. 27, 1947 | Colorado | 7- 0 | |
| Oct. 16, 1948 | Iowa State | 18- 7 | |
| Oct. 8, 1949 | Iowa State | 13- 6 | (B) |
| Sept. 23, 1950 | Iowa State | 14- 7 | |
| Nov. 3, 1951 | Colorado | 47-20 | (B) |
| Oct. 18, 1952 | Colorado | 21-12 | |
| Oct. 31, 1953 | Colorado | 41-34 | (B) |
| Oct. 16, 1954 | Colorado | 20- 0 | |
| Nov. 19, 1955 | Colorado | 40- 0 | (B) |
| Oct. 20, 1956 | Colorado | 52- 0 | |
| Nov. 23, 1957 | Colorado | 38-21 | (B) |
| Oct. 18, 1958 | Colorado | 20- 0 | |
| Oct. 17, 1959 | Iowa State | 27- 0 | (B) |
| Oct. 15, 1960 | Colorado | 21- 6 | |
| Nov. 25, 1961 | Colorado | 34- 0 | (B) |
| Oct. 20, 1962 | Iowa State | 57-19 | |
| Oct. 19, 1963 | Iowa State | 19- 7 | (B) |
| Oct. 17, 1964 | Colorado | 14- 7 | |
| Oct. 16, 1965 | Tie | 10-10 | (B) |
| Oct. 15, 1966 | Colorado | 41-21 | |
| Oct. 7, 1967 | Colorado | 34- 0 | (B) |
| Oct. 5, 1968 | Colorado | 28-18 | |
| Oct. 11, 1969 | Colorado | 14- 0 | |
| Oct. 10, 1970 | Colorado | 61-10 | (B) |
| Oct. 9, 1971 | Colorado | 24-14 | |
| Oct. 14, 1972 | Colorado | 34-22 | (B) |
| Oct. 6, 1973 | Colorado | 23-16 | |
| Oct. 12, 1974 | Colorado | 34- 7 | (B) |
| Nov. 1, 1975 | Colorado | 28-27 | |
| Oct. 23, 1976 | Colorado | 33-14 | (B) |
| Nov. 5, 1977 | Colorado | 12- 7 | |
| Nov. 18, 1978 | Iowa State | 20-16 | (B) |
| Nov. 3, 1979 | Iowa State | 24-10 | |
| Nov. 1, 1980 | Colorado | 17- 9 | (B) |
| Oct. 24, 1981 | Iowa State | 17-10 | |
| Oct. 23, 1982 | Iowa State | 31-14 | (B) |
| Oct. 15, 1983 | Iowa State | 22-10 | |
| Oct. 13, 1984 | Colorado | 23-21 | (B) |
| Oct. 19, 1985 | Colorado | 40- 6 | |
| Oct. 18, 1986 | Colorado | 31- 3 | (B) |
| Oct. 31, 1987 | Colorado | 42-10 | |
| Oct. 29, 1988 | Colorado | 24-12 | (B) |
| Oct. 14, 1989 | Colorado | 52-17 | |
| Oct. 13, 1990 | Colorado | 28-12 | (B) |
| Nov. 23, 1991 | Colorado | 17-14 | |
| Nov. 21, 1992 | Colorado | 31-10 | (B) |
| Nov. 20, 1993 | Colorado | 21-16 | |

| | | | |
|---|---|---|---|
| Nov. 19, 1994 | Colorado | 41-20 | (B) |
| Oct. 21, 1995 | Colorado | 50-28 | |
| Nov. 9, 1996 | Colorado | 49-42 | (B) |
| Nov. 8, 1997 | Colorado | 43-38 | |
| Nov. 14, 1998 | Colorado | 37- 8 | (B) |
| Oct. 23, 1999 | Colorado | 16-12 | |
| Nov. 11, 2000 | Iowa State | 35-27 | (B) |
| Nov. 10, 2001 | Colorado | 40-27 | |
| Nov. 16, 2002 | Colorado | 41-27 | (B) |
| Nov. 15, 2003 | Colorado | 44-10 | |
| Oct. 16, 2004 | Colorado | 19-14 | (B) |
| Nov. 12, 2005 | Iowa State | 30-16 | |
| Nov. 11, 2006 | Colorado | 33-16 | (B) |
| Nov. 10, 2007 | Iowa State | 31-28 | |
| Nov. 8, 2008 | Colorado | 28-24 | (B) |
| Nov. 14, 2009 | Iowa State | 17-10 | |
| Nov. 13, 2010 | Colorado | 34-14 | (B) |

## KANSAS

Colorado leads, 42-25-3 *(in Boulder 24-9; at Lawrence 17-16-3; in Denver 1-0)*

| | | | |
|---|---|---|---|
| Oct. 17, 1903 | Kansas | 12-11 | (B) |
| Oct. 15, 1904 | Tie | 6- 6 | |
| Oct. 28, 1905 | Colorado | 15- 0 | (Den) |
| Oct. 27, 1906 | Kansas | 16- 0 | |
| Nov. 18, 1922 | Kansas | 39- 6 | |
| Sept. 29, 1934 | Tie | 0- 0 | |
| Nov. 16, 1935 | Kansas | 12- 6 | (B) |
| Oct. 2, 1948 | Kansas | 40- 7 | |
| Sept. 24, 1949 | Colorado | 13-12 | (B) |
| Oct. 7, 1950 | Kansas | 27-21 | |
| Oct. 6, 1951 | Colorado | 35-27 | (B) |
| Oct. 4, 1952 | Kansas | 21-12 | |
| Oct. 10, 1953 | Kansas | 27-21 | (B) |
| Oct. 2, 1954 | Colorado | 27- 0 | |
| Oct. 1, 1955 | Colorado | 12- 0 | (B) |
| Oct. 6, 1956 | Colorado | 26-25 | |
| Oct. 5, 1957 | Kansas | 35-34 | (B) |
| Oct. 4, 1958 | Colorado | 31- 0 | |
| Nov. 7, 1959 | Colorado | 27-14 | (B) |
| Nov. 12, 1960 | Kansas | 34- 6 | |
| Oct. 7, 1961 | Colorado | 20-19 | (B) |
| Oct. 6, 1962 | Kansas | 35- 8 | |
| Nov. 16, 1963 | Kansas | 43-14 | (B) |
| Nov. 14, 1964 | Kansas | 10- 7 | |
| Nov. 13, 1965 | Colorado | 21-14 | (B) |
| Nov. 12, 1966 | Colorado | 35-18 | |
| Nov. 11, 1967 | Colorado | 12- 8 | (B) |
| Nov. 2, 1968 | Kansas | 27-14 | |
| Nov. 8, 1969 | Colorado | 17-14 | |
| Nov. 7, 1970 | Colorado | 45-29 | (B) |
| Nov. 6, 1971 | Colorado | 35-14 | |
| Nov. 11, 1972 | Colorado | 33- 8 | (B) |
| Nov. 10, 1973 | Kansas | 17-15 | |
| Nov. 9, 1974 | Colorado | 17-16 | (B) |
| Nov. 15, 1975 | Colorado | 24-21 | |
| Nov. 13, 1976 | Colorado | 40-17 | (B) |
| Oct. 15, 1977 | Tie | 17-17 | |
| Oct. 7, 1978 | Colorado | 17- 7 | (B) |
| Nov. 17, 1979 | Colorado | 31-17 | |
| Nov. 15, 1980 | Kansas | 42- 3 | (B) |
| Nov. 14, 1981 | Kansas | 27- 0 | |
| Nov. 13, 1982 | Colorado | 28- 3 | (B) |
| Nov. 5, 1983 | Colorado | 34-23 | |
| Nov. 3, 1984 | Kansas | 28-27 | (B) |
| Nov. 9, 1985 | Colorado | 14- 3 | |
| Nov. 8, 1986 | Colorado | 17-10 | (B) |
| Oct. 17, 1987 | Colorado | 35-10 | (B) |
| Oct. 15, 1988 | Colorado | 21- 9 | |
| Oct. 21, 1989 | Colorado | 49-17 | (B) |
| Oct. 20, 1990 | Colorado | 41-10 | |
| Nov. 16, 1991 | Colorado | 30-24 | (B) |
| Nov. 14, 1992 | Colorado | 25-18 | |
| Nov. 13, 1993 | Colorado | 38-14 | (B) |
| Nov. 12, 1994 | Colorado | 51-26 | |
| Oct. 7, 1995 | Kansas | 40-24 | (B) |
| Oct. 19, 1996 | Colorado | 20- 7 | |
| Oct. 18, 1997 | Colorado | 42- 6 | (B) |
| Oct. 24, 1998 | Kansas | 33-17 | |
| Sept. 18, 1999 | Colorado | 51-17 | (B) |
| Oct. 21, 2000 | Kansas | 23-15 | |
| Sept. 22, 2001 | Colorado | 27-16 | (B) |
| Oct. 12, 2002 | Colorado | 53-29 | |
| Oct. 11, 2003 | Colorado | 50-47# | (B) |
| Nov. 6, 2004 | Colorado | 30-21 | |
| Oct. 22, 2005 | Colorado | 44-13 | (B) |
| Oct. 28, 2006 | Kansas | 20-15 | |
| Oct. 20, 2007 | Kansas | 19-14 | (B) |
| Oct. 11, 2008 | Kansas | 30-14 | |
| Oct. 17, 2009 | Colorado | 34-30 | (B) |
| Nov. 6, 2010 | Kansas | 52-45 | |

#—overtime.

## KANSAS STATE

Colorado leads, 45-20-1 *(in Boulder 28-5; at Manhattan 17-15-1)*

| | | | |
|---|---|---|---|
| Nov. 16, 1912 | Kansas State | 14- 6 | |
| Oct. 14, 1939 | Kansas State | 20- 0 | |
| Oct. 5, 1940 | Colorado | 7- 6 | (B) |
| Oct. 23, 1948 | Colorado | 51- 7 | (B) |
| Oct. 1, 1949 | Kansas State | 27-13 | |
| Sept. 30, 1950 | Colorado | 34- 6 | (B) |
| Oct. 20, 1951 | Colorado | 20- 7 | |
| Nov. 15, 1952 | Colorado | 34-14 | (B) |
| Oct. 17, 1953 | Kansas State | 28-14 | |
| Nov. 20, 1954 | Colorado | 38-14 | (B) |
| Oct. 15, 1955 | Colorado | 34-13 | |
| Sept. 29, 1956 | Colorado | 34- 0 | (B) |
| Oct. 19, 1957 | Colorado | 42-14 | |
| Sept. 27, 1958 | Colorado | 13- 3 | (B) |
| Oct. 10, 1959 | Colorado | 20-17 | |
| Oct. 1, 1960 | Colorado | 27- 7 | (B) |
| Oct. 21, 1961 | Colorado | 13- 0 | |
| Sept. 29, 1962 | Colorado | 6- 0 | (B) |
| Oct. 5, 1963 | Colorado | 21- 7 | |
| Oct. 3, 1964 | Kansas State | 16-14 | (B) |
| Oct. 2, 1965 | Colorado | 36- 0 | |
| Oct. 1, 1966 | Colorado | 10- 0 | (B) |
| Nov. 18, 1967 | Colorado | 40- 6 | |
| Oct. 19, 1968 | Colorado | 37-14 | (B) |
| Nov. 22, 1969 | Colorado | 45-32 | (B) |
| Oct. 3, 1970 | Kansas State | 21-20 | |
| Oct. 2, 1971 | Colorado | 31-21 | (B) |
| Oct. 7, 1972 | Colorado | 38-17 | |
| Nov. 24, 1973 | Kansas State | 17-14 | (B) |
| Nov. 23, 1974 | Kansas State | 33-19 | |
| Nov. 22, 1975 | Colorado | 33- 7 | (B) |
| Nov. 20, 1976 | Colorado | 35-28 | |
| Nov. 19, 1977 | Colorado | 23- 0 | (B) |
| Nov. 11, 1978 | Kansas State | 20-10 | |
| Nov. 24, 1979 | Colorado | 21- 6 | (B) |
| Nov. 22, 1980 | Kansas State | 17-14 | |
| Nov. 21, 1981 | Colorado | 24-21 | (B) |
| Nov. 20, 1982 | Kansas State | 33-10 | |
| Nov. 19, 1983 | Colorado | 38-21 | (B) |
| Nov. 17, 1984 | Kansas State | 38- 6 | |
| Nov. 23, 1985 | Colorado | 30- 0 | (B) |
| Nov. 22, 1986 | Colorado | 49- 3 | |
| Nov. 21, 1987 | Colorado | 41- 0 | |
| Nov. 19, 1988 | Colorado | 56-14 | (B) |
| Nov. 18, 1989 | Colorado | 59-11 | |
| Nov. 17, 1990 | Colorado | 64- 3 | (B) |
| Oct. 26, 1991 | Colorado | 10- 0 | |
| Oct. 24, 1992 | Colorado | 54- 7 | (B) |
| Oct. 23, 1993 | Tie | 16-16 | |
| Oct. 22, 1994 | Colorado | 35-21 | (B) |
| Nov. 18, 1995 | Colorado | 27-17 | |
| Nov. 16, 1996 | Colorado | 12- 0 | (B) |
| Nov. 15, 1997 | Kansas State | 37-20 | |
| Oct. 10, 1998 | Kansas State | 16- 9 | (B) |
| Nov. 6, 1999 | Kansas State | 20-14 | |
| Sept. 29, 2000 | Kansas State | 44-21 | (B) |
| Oct. 6, 2001 | Colorado | 16- 6 | |
| Oct. 5, 2002 | Colorado | 35-31 | (B) |
| Oct. 18, 2003 | Kansas State | 49-20 | |
| Nov. 13, 2004 | Colorado | 38-31 | (B) |
| Oct. 29, 2005 | Colorado | 23-20 | |
| Nov. 4, 2006 | Kansas State | 34-21 | (B) |
| Oct. 13, 2007 | Kansas State | 47-20 | |
| Oct. 18, 2008 | Colorado | 14-13 | (B) |
| Oct. 24, 2009 | Kansas State | 20- 6 | |
| Nov. 20, 2010 | Colorado | 44-36 | (B) |

## KENT STATE

Colorado leads, 1-0 *(in Boulder 1-0)*

| | | | |
|---|---|---|---|
| Sept. 17, 1977 | Colorado | 42- 0 | (B) |

## LOUISIANA STATE

Colorado trails, 1-5 *(in Boulder 0-1; at Baton Rouge 1-3; at Miami 0-1)*

| | | | |
|---|---|---|---|
| Jan. 1, 1962 | LSU | 25- 7 | (1) |
| Sept. 11, 1971 | Colorado | 31-21 | |
| Sept. 15, 1973 | LSU | 17- 6 | |
| Sept. 14, 1974 | LSU | 42-14 | |
| Sept. 15, 1979 | LSU | 44- 0 | (B) |
| Sept. 20, 1980 | LSU | 23-20 | |

1—Orange Bowl at Miami, Fla.

## LOUISIANA-MONROE

Colorado leads, 2-0 *(in Boulder 2-0)*

| | | | |
|---|---|---|---|
| Sept. 3, 1994 | Colorado | 48-13 | (B) |
| Sept. 16, 1995 | Colorado | 66-14 | (B) |

(Known as Northeast Louisiana at time of games.)

## MASSACHUSETTS

Colorado leads, 2-0 *(in Boulder 1-0; at Foxborough 1-0)*

| | | | |
|---|---|---|---|
| Sept. 6, 2014 | Colorado | 41-38 | |
| Sept. 12, 2015 | Colorado | 48-14 | (B) |

## MIAMI, FLA.

Colorado leads, 5-3 *(in Boulder 2-2; at Miami 2-1; at Houston 1-0)*

| | | | |
|---|---|---|---|
| Oct. 14, 1961 | Colorado | 9- 7 | |
| Sept. 17, 1966 | Miami | 24- 3 | (B) |
| Dec. 23, 1967 | Colorado | 31-21 | (1) |
| Oct. 10, 1975 | Colorado | 23-10 | |
| Sept. 25, 1976 | Colorado | 33- 3 | (B) |
| Sept. 16, 1978 | Colorado | 17- 7 | (B) |
| Sept. 25, 1993 | Miami | 35-29 | (B) |
| Sept. 24, 2005 | Miami | 23- 3 | |

1—Bluebonnet Bowl at Houston, Texas.

## MIAMI-OHIO

Colorado leads, 1-0 *(in Boulder 1-0)*

| | | | |
|---|---|---|---|
| Sept. 22, 2007 | Colorado | 42- 0 | (B) |

## MICHIGAN

Colorado trails, 1-3 *(in Boulder 0-1; at Ann Arbor 1-2)*

| | | | |
|---|---|---|---|
| Sept. 21, 1974 | Michigan | 31- 0 | |
| Sept. 24, 1994 | Colorado | 27-26 | |
| Sept. 14, 1996 | Michigan | 20-13 | (B) |
| Sept. 13, 1997 | Michigan | 27- 3 | |

## MICHIGAN STATE

Colorado trails, 0-3 *(in Boulder 0-1; at East Lansing 0-2)*

| | | | |
|---|---|---|---|
| Nov. 24, 1951 | Michigan State | 45- 7 | |
| Sept. 10, 1983 | Michigan State | 23-17 | |
| Sept. 8, 1984 | Michigan State | 24-21 | (B) |

## MINNESOTA

Colorado leads, 3-0 *(in Boulder 1-0; at Minneapolis 2-0)*

| | | | |
|---|---|---|---|
| Sept. 23, 1972 | Colorado | 38- 6 | |
| Sept. 21, 1991 | Colorado | 58- 0 | (B) |
| Sept. 19, 1992 | Colorado | 21-20 | |

## MISSOURI

Colorado trails, 31-41-3 *(in Boulder 20-16-1; at Columbia 11-25-2)*

| | | | |
|---|---|---|---|
| Oct. 4, 1930 | Colorado | 9- 0 | |
| Oct. 17, 1931 | Colorado | 9- 7 | (B) |
| Oct. 6, 1934 | Tie | 0- 0 | (B) |
| Oct. 12, 1935 | Missouri | 20- 6 | |
| Oct. 2, 1937 | Colorado | 14- 6 | (B) |
| Oct. 1, 1938 | Missouri | 14- 7 | |
| Sept. 30, 1939 | Missouri | 30- 0 | |
| Nov. 9, 1940 | Missouri | 21- 6 | (B) |
| Oct. 4, 1941 | Missouri | 21- 6 | |
| Oct. 3, 1942 | Missouri | 26-13 | |
| Nov. 9, 1946 | Missouri | 21- 0 | |
| Oct. 11, 1947 | Missouri | 21- 0 | (B) |
| Nov. 13, 1948 | Missouri | 27-13 | |
| Nov. 5, 1949 | Missouri | 20-13 | (B) |
| Nov. 11, 1950 | Missouri | 21-19 | |
| Oct. 13, 1951 | Colorado | 34-13 | (B) |
| Nov. 8, 1952 | Missouri | 27- 7 | |
| Oct. 3, 1953 | Missouri | 27-16 | (B) |
| Nov. 6, 1954 | Tie | 19-19 | |
| Oct. 29, 1955 | Missouri | 20-12 | (B) |
| Nov. 10, 1956 | Tie | 14-14 | |
| Nov. 2, 1957 | Missouri | 9- 6 | (B) |
| Nov. 8, 1958 | Missouri | 33- 9 | |
| Oct. 31, 1959 | Colorado | 21-20 | (B) |
| Nov. 5, 1960 | Missouri | 16- 6 | |
| Nov. 4, 1961 | Colorado | 7- 6 | (B) |
| Nov. 10, 1962 | Missouri | 57- 0 | |
| Nov. 9, 1963 | Missouri | 28- 7 | (B) |
| Nov. 7, 1964 | Missouri | 16- 7 | |
| Nov. 6, 1965 | Missouri | 20- 7 | (B) |
| Nov. 5, 1966 | Colorado | 26- 0 | |
| Oct. 14, 1967 | Colorado | 23- 9 | (B) |
| Oct. 12, 1968 | Missouri | 27-14 | |
| Oct. 25, 1969 | Colorado | 31-24 | (B) |
| Oct. 24, 1970 | Missouri | 30-16 | |
| Oct. 23, 1971 | Colorado | 27- 7 | (B) |
| Oct. 28, 1972 | Missouri | 20-17 | |
| Oct. 27, 1973 | Colorado | 17-13 | (B) |
| Oct. 26, 1974 | Missouri | 30-24 | |
| Oct. 18, 1975 | Colorado | 31-20 | (B) |
| Nov. 6, 1976 | Missouri | 16- 7 | |
| Oct. 29, 1977 | Missouri | 24-14 | (B) |
| Oct. 28, 1978 | Colorado | 28-27 | |
| Oct. 20, 1979 | Missouri | 13- 7 | (B) |
| Oct. 18, 1980 | Missouri | 45- 7 | |
| Nov. 7, 1981 | Missouri | 30-14 | (B) |
| Nov. 6, 1982 | Missouri | 35-14 | |
| Oct. 8, 1983 | Missouri | 59-20 | (B) |
| Oct. 6, 1984 | Missouri | 52- 7 | |
| Oct. 12, 1985 | Colorado | 38- 7 | (B) |
| Oct. 11, 1986 | Colorado | 17-12 | |
| Nov. 7, 1987 | Colorado | 27-10 | (B) |
| Nov. 5, 1988 | Colorado | 45- 8 | |
| Oct. 7, 1989 | Colorado | 49- 3 | (B) |
| Oct. 6, 1990 | Colorado | 33-31 | |
| Oct. 12, 1991 | Colorado | 55- 7 | (B) |
| Oct. 8, 1992 | Colorado | 6- 0 | |
| Oct. 9, 1993 | Colorado | 30-18 | (B) |
| Oct. 8, 1994 | Colorado | 38-23 | |
| Nov. 11, 1995 | Colorado | 21- 0 | (B) |
| Nov. 2, 1996 | Colorado | 41-13 | |
| Nov. 1, 1997 | Missouri | 41-31 | (B) |
| Nov. 7, 1998 | Missouri | 38-14 | |
| Oct. 9, 1999 | Colorado | 46-39# | (B) |
| Nov. 4, 2000 | Colorado | 28-18 | |
| Nov. 3, 2001 | Colorado | 38-24 | (B) |
| Nov. 9, 2002 | Colorado | 42-35# | |
| Nov. 8, 2003 | Colorado | 21-16 | (B) |
| Oct. 2, 2004 | Missouri | 17- 9 | |
| Nov. 5, 2005 | Colorado | 41-12 | (B) |
| Sept. 30, 2006 | Missouri | 28-13 | |
| Nov. 3, 2007 | Missouri | 55-10 | (B) |
| Oct. 25, 2008 | Missouri | 58- 0 | |
| Oct. 31, 2009 | Missouri | 36-17 | (B) |
| Oct. 9, 2010 | Missouri | 26- 0 | |

#—overtime.

## MONTANA STATE

Colorado trails, 1-3 *(in Boulder 1-2; at Bozeman 0-1)*

| | | | |
|---|---|---|---|
| Oct. 3, 1925 | Colorado | 23- 3 | (B) |
| Oct. 9, 1926 | Montana State | 6- 3 | (B) |
| Oct. 8, 1927 | Montana State | 12- 6 | |
| Sept. 2, 2006 | Montana State | 19-10 | (B) |

## NEBRASKA

Colorado trails, 18-49-2 *(in Boulder 10-23-2; at Lincoln 8-26)*

| | | | |
|---|---|---|---|
| Nov. 17, 1898 | Nebraska | 23-10 | (B) |
| Oct. 4, 1902 | Nebraska | 10- 0 | |
| Oct. 24, 1903 | Nebraska | 31- 0 | (B) |
| Oct. 8, 1904 | Colorado | 6- 0 | (B) |
| Nov. 11, 1905 | Nebraska | 18- 0 | |
| Oct. 26, 1907 | Nebraska | 22- 8 | |
| Oct. 9, 1948 | Colorado | 19- 6 | (B) |
| Nov. 19, 1949 | Nebraska | 25-14 | |
| Oct. 14, 1950 | Colorado | 28-19 | (B) |
| Nov. 17, 1951 | Colorado | 36-14 | |
| Oct. 25, 1952 | Tie | 16-16 | (B) |
| Nov. 14, 1953 | Colorado | 14-10 | |
| Oct. 23, 1954 | Nebraska | 20- 6 | (B) |
| Nov. 12, 1955 | Nebraska | 37-20 | |
| Oct. 27, 1956 | Colorado | 16- 0 | (B) |
| Nov. 16, 1957 | Colorado | 27- 0 | |
| Oct. 25, 1958 | Colorado | 27-16 | (B) |
| Nov. 14, 1959 | Nebraska | 14-12 | |
| Oct. 22, 1960 | Colorado | 19- 6 | (B) |
| Nov. 18, 1961 | Colorado | 7- 0 | |
| Oct. 27, 1962 | Nebraska | 31- 6 | (B) |
| Oct. 26, 1963 | Nebraska | 41- 6 | |
| Oct. 24, 1964 | Nebraska | 21- 3 | (B) |
| Oct. 23, 1965 | Nebraska | 38-13 | |
| Oct. 22, 1966 | Nebraska | 21-19 | (B) |
| Oct. 21, 1967 | Colorado | 21-16 | |
| Nov. 16, 1968 | Nebraska | 22- 6 | (B) |
| Nov. 1, 1969 | Nebraska | 20- 7 | |
| Oct. 31, 1970 | Nebraska | 29-13 | (B) |
| Oct. 30, 1971 | Nebraska | 31- 7 | |
| Nov. 4, 1972 | Nebraska | 33-10 | (B) |
| Nov. 3, 1973 | Nebraska | 28-16 | |
| Nov. 2, 1974 | Nebraska | 31-15 | (B) |
| Oct. 25, 1975 | Nebraska | 63-21 | |
| Oct. 9, 1976 | Nebraska | 24-12 | (B) |
| Oct. 22, 1977 | Nebraska | 33-15 | |
| Oct. 21, 1978 | Nebraska | 52-14 | (B) |
| Oct. 27, 1979 | Nebraska | 38-10 | |
| Oct. 25, 1980 | Nebraska | 45- 7 | (B) |
| Oct. 10, 1981 | Nebraska | 59- 0 | |

| | | | | |
|---|---|---|---|---|
| Oct. | 9, 1982 | Nebraska | 40-14 | (B) |
| Oct. | 22, 1983 | Nebraska | 69-19 | |
| Oct. | 20, 1984 | Nebraska | 24- 7 | (B) |
| Oct. | 26, 1985 | Nebraska | 17- 7 | |
| Oct. | 25, 1986 | Colorado | 20-10 | (B) |
| Nov. | 28, 1987 | Nebraska | 24- 7 | (B) |
| Nov. | 12, 1988 | Nebraska | 7- 0 | |
| Nov. | 4, 1989 | Colorado | 27-21 | (B) |
| Nov. | 3, 1990 | Colorado | 27-12 | |
| Nov. | 2, 1991 | Tie | 19-19 | (B) |
| Oct. | 31, 1992 | Nebraska | 52- 7 | |
| Oct. | 30, 1993 | Nebraska | 21-17 | (B) |
| Oct. | 29, 1994 | Nebraska | 24- 7 | |
| Oct. | 28, 1995 | Nebraska | 44-21 | (B) |
| Nov. | 29, 1996 | Nebraska | 17-12 | |
| Nov. | 28, 1997 | Nebraska | 27-24 | (B) |
| Nov. | 27, 1998 | Nebraska | 16-14 | |
| Nov. | 26, 1999 | Nebraska | 33-30# | (B) |
| Nov. | 24, 2000 | Nebraska | 34-32 | |
| Nov. | 23, 2001 | Colorado | 62-36 | (B) |
| Nov. | 29, 2002 | Colorado | 28-13 | |
| Nov. | 28, 2003 | Nebraska | 31-22 | (B) |
| Nov. | 26, 2004 | Colorado | 26-20 | |
| Nov. | 25, 2005 | Nebraska | 30- 3 | (B) |
| Nov. | 24, 2006 | Nebraska | 37-14 | |
| Nov. | 23, 2007 | Colorado | 65-51 | (B) |
| Nov. | 28, 2008 | Nebraska | 40-31 | |
| Nov. | 27, 2009 | Nebraska | 28-20 | (B) |
| Nov. | 26, 2010 | Nebraska | 45-17 | |

#—overtime.

## NEW MEXICO

Colorado leads, 6-3 *(in Boulder 5-1; at Albuquerque 0-2; at Pueblo 1-0)*

| | | | | |
|---|---|---|---|---|
| Nov. | 6, 1909 | Colorado | 53- 0 | (B) |
| Oct. | 14, 1922 | Colorado | 3- 0 | (B) |
| Oct. | 17, 1942 | Colorado | 12- 0 | (B) |
| Nov. | 4, 1944 | Colorado | 39- 0 | (1) |
| Nov. | 3, 1945 | New Mexico | 12- 6 | |
| Oct. | 26, 1946 | Colorado | 14-13 | (B) |
| Sept. | 25, 1948 | New Mexico | 9- 6 | (B) |
| Nov. | 12, 1949 | New Mexico | 17-15 | |
| Sept. | 24, 1977 | Colorado | 42- 7 | (B) |

1—at Pueblo, Colo.

## NEW MEXICO STATE

Colorado leads, 1-0 *(in Boulder 1-0)*

| | | | | |
|---|---|---|---|---|
| Sept. | 10, 2005 | Colorado | 39- 0 | (B) |

## NICHOLLS STATE

Colorado leads, 1-0 *(in Boulder 1-0)*

| | | | | |
|---|---|---|---|---|
| Sept. | 26, 2015 | Colorado | 48- 0 | (B) |

## NORTH TEXAS

Colorado leads, 1-0 *(in Boulder 1-0)*

| | | | | |
|---|---|---|---|---|
| Sept. | 18, 2004 | Colorado | 52-21 | (B) |

## NORTHERN COLORADO

Colorado leads, 9-2 *(in Boulder 5-1; at Greeley 4-1)*

| | | | | |
|---|---|---|---|---|
| Sept. | 29, 1917 | Colorado | 54- 0 | |
| Nov. | 16, 1918 | N. Colorado | 9- 0 | (B) |
| Oct. | 21, 1923 | Colorado | 60- 0 | (B) |
| Nov. | 20, 1926 | Colorado | 12- 3 | (B) |
| Oct. | 15, 1927 | Colorado | 43- 0 | (B) |
| Oct. | 13, 1928 | Colorado | 21- 6 | |
| Oct. | 12, 1929 | Colorado | 19- 0 | (B) |
| Nov. | 8, 1930 | Colorado | 27- 7 | |
| Nov. | 18, 1933 | Colorado | 24- 0 | (B) |
| Oct. | 12, 1934 | N. Colorado | 13- 7 | |

## NORTHWESTERN

Series tied, 1-1 *(in Boulder 1-0; at Chicago 0-1)*

| | | | | |
|---|---|---|---|---|
| Sept. | 29, 1951 | Northwestern | 35-14 | |
| Sept. | 30, 1978 | Colorado | 55- 7 | (B) |

## NOTRE DAME

Colorado trails, 2-3 *(in Boulder 0-1; at South Bend 0-1; at Miami 1-1; at Tempe 1-0)*

| | | | | |
|---|---|---|---|---|
| Oct. | 1, 1983 | Notre Dame | 27- 3 | (B) |
| Sept. | 22, 1984 | Notre Dame | 55-14 | |
| Jan. | 1, 1990 | Notre Dame | 21- 6 | (1) |
| Jan. | 1, 1991 | Colorado | 10- 9 | (1) |
| Jan. | 2, 1994 | Colorado | 41-24 | (2) |

1—Orange Bowl at Miami, Fla.;
2—Fiesta Bowl at Tempe, Ariz.

## OHIO STATE

Colorado trails, 1-4 *(in Boulder 0-1; at Columbus 1-2; at Miami 0-1)*

| | | | | |
|---|---|---|---|---|
| Sept. | 25, 1971 | Colorado | 20-14 | |
| Jan. | 1, 1977 | Ohio State | 27-10 | (1) |
| Sept. | 21, 1985 | Ohio State | 36-13 | (B) |
| Sept. | 20, 1986 | Ohio State | 13-10 | |
| Sept. | 24, 2011 | Ohio State | 37-17 | |

## OKLAHOMA

Colorado trails, 17-40-2 *(in Boulder 9-16-2; at Norman 7-22; in Denver 1-0; in Houston 0-1; in Kansas City 0-1)*

| | | | | |
|---|---|---|---|---|
| Nov. | 28, 1912 | Colorado | 14-12 | (Den) |
| Nov. | 27, 1913 | Oklahoma | 14- 3 | |
| Sept. | 28, 1935 | Oklahoma | 3- 0 | |
| Oct. | 3, 1936 | Oklahoma | 8- 0 | (B) |
| Nov. | 4, 1950 | Oklahoma | 27-18 | (B) |
| Oct. | 27, 1951 | Oklahoma | 55-14 | |
| Sept. | 27, 1952 | Tie | 21-21 | (B) |
| Oct. | 24, 1953 | Oklahoma | 27-20 | |
| Oct. | 30, 1954 | Oklahoma | 13- 6 | (B) |
| Oct. | 22, 1955 | Oklahoma | 56-21 | |
| Nov. | 3, 1956 | Oklahoma | 27-19 | (B) |
| Oct. | 26, 1957 | Oklahoma | 14-13 | |
| Nov. | 1, 1958 | Oklahoma | 23- 7 | (B) |
| Oct. | 3, 1959 | Oklahoma | 42-12 | |
| Oct. | 29, 1960 | Colorado | 7- 0 | (B) |
| Oct. | 28, 1961 | Colorado | 22-14 | |
| Nov. | 3, 1962 | Oklahoma | 62- 0 | (B) |
| Nov. | 2, 1963 | Oklahoma | 35- 0 | |
| Oct. | 31, 1964 | Oklahoma | 14-11 | (B) |
| Oct. | 30, 1965 | Colorado | 13- 0 | |
| Oct. | 29, 1966 | Colorado | 24-21 | (B) |
| Nov. | 4, 1967 | Oklahoma | 23- 0 | |
| Oct. | 26, 1968 | Colorado | 41-27 | (B) |
| Oct. | 18, 1969 | Oklahoma | 42-30 | |
| Oct. | 17, 1970 | Oklahoma | 23-15 | (B) |
| Oct. | 16, 1971 | Oklahoma | 45-17 | |
| Oct. | 21, 1972 | Colorado | 20-14 | (B) |
| Oct. | 20, 1973 | Oklahoma | 34- 7 | |
| Oct. | 19, 1974 | Oklahoma | 49-14 | (B) |
| Oct. | 4, 1975 | Oklahoma | 21-20 | |
| Oct. | 30, 1976 | Colorado | 42-31 | (B) |
| Nov. | 12, 1977 | Oklahoma | 52-14 | |
| Nov. | 4, 1978 | Oklahoma | 28- 7 | (B) |
| Oct. | 6, 1979 | Oklahoma | 49-24 | |
| Oct. | 4, 1980 | Oklahoma | 82-42 | (B) |
| Oct. | 31, 1981 | Oklahoma | 49- 0 | |
| Oct. | 30, 1982 | Oklahoma | 45-10 | (B) |
| Nov. | 12, 1983 | Oklahoma | 41-28 | |
| Nov. | 10, 1984 | Oklahoma | 42-17 | (B) |
| Nov. | 16, 1985 | Oklahoma | 31- 0 | |
| Nov. | 15, 1986 | Oklahoma | 28- 0 | (B) |
| Oct. | 24, 1987 | Oklahoma | 24- 6 | |
| Oct. | 22, 1988 | Oklahoma | 17-14 | (B) |
| Oct. | 28, 1989 | Colorado | 20- 3 | |
| Oct. | 27, 1990 | Colorado | 32-23 | (B) |
| Oct. | 19, 1991 | Colorado | 34-17 | |
| Oct. | 17, 1992 | Tie | 24-24 | (B) |
| Oct. | 16, 1993 | Colorado | 27-10 | |
| Oct. | 15, 1994 | Colorado | 45- 7 | (B) |
| Sept. | 30, 1995 | Colorado | 38-17 | |
| Oct. | 3, 1998 | Colorado | 27-25 | |
| Oct. | 30, 1999 | Colorado | 38-24 | (B) |
| Nov. | 2, 2002 | Oklahoma | 27-11 | |
| Dec. | 7, 2002 | Oklahoma | 29- 7 | (1) |
| Oct. | 25, 2003 | Oklahoma | 34-20 | (B) |
| Dec. | 4, 2004 | Oklahoma | 42- 3 | (2) |
| Oct. | 21, 2006 | Oklahoma | 24- 3 | |
| Sept. | 29, 2007 | Colorado | 27-24 | (B) |
| Oct. | 30, 2010 | Oklahoma | 43-10 | |

1—Big 12 Championship at Houston.
2—Big 12 Championship at Kansas City.

## OKLAHOMA STATE

Colorado leads, 26-19-1 *(in Boulder 13-8; at Stillwater 12-11-1; at Oklahoma City 1-0).*

| | | | | |
|---|---|---|---|---|
| Oct. | 25, 1920 | Colorado | 40- 7 | (OkC) |
| Oct. | 6, 1933 | Colorado | 6- 0 | |
| Nov. | 19, 1960 | Colorado | 13- 6 | |
| Oct. | 30, 1961 | Colorado | 24- 0 | (B) |
| Oct. | 13, 1962 | Oklahoma State | 36-16 | |
| Oct. | 12, 1963 | Colorado | 25- 0 | (B) |
| Oct. | 10, 1964 | Oklahoma State | 14-10 | |
| Oct. | 9, 1965 | Colorado | 34-11 | (B) |
| Oct. | 8, 1966 | Oklahoma State | 11-10 | |
| Oct. | 28, 1967 | Oklahoma State | 10- 7 | (B) |
| Nov. | 9, 1968 | Oklahoma State | 34-17 | |
| Nov. | 15, 1969 | Colorado | 17-14 | (B) |
| Nov. | 14, 1970 | Colorado | 30- 6 | |
| Nov. | 13, 1971 | Colorado | 40- 6 | (B) |
| Sept. | 30, 1972 | Oklahoma State | 31- 6 | |
| Nov. | 17, 1973 | Oklahoma State | 38-24 | (B) |
| Nov. | 16, 1974 | Colorado | 37-20 | |
| Nov. | 8, 1975 | Colorado | 17- 7 | (B) |
| Oct. | 30, 1976 | Colorado | 20-10 | |
| Oct. | 8, 1977 | Colorado | 29-13 | (B) |
| Oct. | 14, 1978 | Oklahoma State | 24-20 | |
| Nov. | 10, 1979 | Oklahoma State | 21-20 | (B) |
| Nov. | 8, 1980 | Oklahoma State | 42- 7 | |
| Oct. | 17, 1981 | Colorado | 11-10 | (B) |
| Oct. | 16, 1982 | Tie | 25-25 | |
| Oct. | 29, 1983 | Oklahoma State | 40-14 | (B) |
| Oct. | 27, 1984 | Oklahoma State | 20-14 | |
| Nov. | 2, 1985 | Oklahoma State | 14-11 | (B) |
| Nov. | 1, 1986 | Colorado | 31-14 | |
| Oct. | 10, 1987 | Oklahoma State | 42-17 | |
| Oct. | 8, 1988 | Oklahoma State | 41-21 | (B) |
| Nov. | 11, 1989 | Colorado | 41-17 | |
| Nov. | 10, 1990 | Colorado | 41-22 | (B) |
| Nov. | 9, 1991 | Colorado | 16-12 | |
| Nov. | 7, 1992 | Colorado | 28- 0 | (B) |
| Nov. | 6, 1993 | Colorado | 31-14 | |
| Nov. | 5, 1994 | Colorado | 17- 3 | (B) |
| Nov. | 4, 1995 | Colorado | 45-32 | |
| Oct. | 12, 1996 | Colorado | 35-13 | (B) |
| Oct. | 11, 1997 | Oklahoma State | 33-29 | |
| Oct. | 28, 2000 | Colorado | 37-21 | (B) |
| Oct. | 27, 2001 | Colorado | 22-19 | |
| Oct. | 9, 2004 | Oklahoma State | 42-14 | (B) |
| Oct. | 1, 2005 | Colorado | 34- 0 | |
| Nov. | 15, 2008 | Oklahoma State | 30-17 | (B) |
| Nov. | 19, 2009 | Oklahoma State | 31-28 | |

## OREGON

Colorado trails, 8-12 *(in Boulder 4-5; at Eugene 2-6; at Dallas 1-0; at Honolulu 1-0; at Tempe 0-1)*

| | | | | |
|---|---|---|---|---|
| Oct. | 15, 1949 | Oregon | 42-14 | |
| Nov. | 18, 1950 | Colorado | 21- 7 | (B) |
| Oct. | 8, 1955 | Colorado | 13- 6 | |
| Sept. | 22, 1956 | Oregon | 35- 0 | (B) |
| Sept. | 23, 1967 | Colorado | 17-13 | |
| Sept. | 21, 1968 | Colorado | 28- 7 | (B) |
| Sept. | 9, 1978 | Colorado | 24- 7 | (B) |
| Sept. | 8, 1979 | Oregon | 33-19 | (B) |
| Sept. | 15, 1984 | Oregon | 27-20 | |
| Sept. | 14, 1985 | Colorado | 21-17 | (B) |
| Sept. | 13, 1986 | Oregon | 32-30 | |
| Sept. | 12, 1987 | Oregon | 10- 7 | (B) |
| Jan. | 1, 1996 | Colorado | 38- 6 | (1) |
| Dec. | 25, 1998 | Colorado | 51-43 | (2) |
| Jan. | 1, 2002 | Oregon | 38-16 | (3) |
| Oct. | 22, 2011 | Oregon | 45- 2 | (B) |
| Oct. | 27, 2012 | Oregon | 70-14 | |
| Oct. | 5, 2013 | Oregon | 57-16 | (B) |
| Nov. | 22, 2014 | Oregon | 44-10 | |
| Oct. | 3, 2015 | Oregon | 41-24 | (B) |

1—Cotton Bowl at Dallas, Texas;
2—Aloha Bowl at Honolulu, Hawai'i;
3—Fiesta Bowl at Tempe, Ariz.

## OREGON STATE

Colorado trails, 3-5 *(in Boulder 2-2; at Corvallis 1-1; at Portland 0-2)*

| | | | | |
|---|---|---|---|---|
| Sept. | 26, 1931 | Oregon State | 16- 0 | (1) |
| Sept. | 28, 1963 | Oregon State | 41- 6 | (1) |
| Sept. | 26, 1964 | Oregon State | 14- 7 | (B) |
| Sept. | 24, 1983 | Colorado | 38-14 | (B) |
| Sept. | 24, 1988 | Colorado | 28-21 | (B) |
| Sept. | 28, 2013 | Oregon State | 44-17 | |
| Oct. | 4, 2014 | Oregon State | 36-31 | (B) |
| Oct. | 24, 2015 | Colorado | 17-13 | |

1—at Portland, Ore.

## PENN STATE

Series tied, 1-1 *(in Boulder 1-0; at University Park 0-1)*

| | | | | |
|---|---|---|---|---|
| Sept. | 27, 1969 | Penn State | 27- 3 | |
| Sept. | 26, 1970 | Colorado | 41-13 | (B) |

## RICE

Colorado trails, 0-1 *(at Dallas 0-1)*

| | | | | |
|---|---|---|---|---|
| Jan. | 1, 1938 | Rice | 28-14 | (1) |

1—Cotton Bowl at Dallas, Texas.

## SACRAMENTO STATE

Colorado trails, 0-1 *(in Boulder 0-1)*

| | | | | |
|---|---|---|---|---|
| Sept. | 8, 2012 | Sacramento State | 30-28 | (B) |

## SAN DIEGO STATE

Colorado leads, 1-0 *(in Boulder 1-0)*

| | | | | |
|---|---|---|---|---|
| Sept. | 7, 2002 | Colorado | 34-14 | (B) |

## SAN JOSE STATE

Colorado leads, 4-0 *(in Boulder 4-0)*

| | | | | |
|---|---|---|---|---|
| Sept. | 20, 1952 | Colorado | 20-14 | (B) |
| Sept. | 23, 1978 | Colorado | 22- 7 | (B) |
| Sept. | 11, 1999 | Colorado | 63-35 | (B) |
| Sept. | 8, 2001 | Colorado | 51-15 | (B) |

## SOUTHERN CALIFORNIA

Colorado trails, 0-10 *(in Boulder 0-5) at Los Angeles 0-5).*

| | | | | |
|---|---|---|---|---|
| Nov. | 12, 1927 | USC | 46- 7 | |
| Sept. | 21, 1963 | USC | 14- 0 | (B) |
| Sept. | 18, 1964 | USC | 21- 0 | |
| Sept. | 9, 2000 | USC | 17-14 | |
| Sept. | 14, 2002 | USC | 40- 3 | (B) |
| Nov. | 4, 2011 | USC | 42-17 | (B) |
| Oct. | 20, 2012 | USC | 50- 6 | |
| Nov. | 23, 2013 | USC | 47-29 | (B) |
| Oct. | 18, 2014 | USC | 56-28 | |
| Nov. | 13, 2015 | USC | 27-24 | (B) |

## STANFORD

Colorado trails, 3-6 *(in Boulder 3-2; at Palo Alto 0-3; in Denver 0-1)*

| | | | | |
|---|---|---|---|---|
| Nov. | 25, 1904 | Stanford | 33- 0 | (Den) |
| Sept. | 10, 1977 | Colorado | 27-21 | (B) |
| Sept. | 19, 1987 | Colorado | 31-17 | (B) |
| Sept. | 6, 1990 | Colorado | 21-17 | (B) |
| Sept. | 28, 1991 | Stanford | 28-21 | |
| Sept. | 18, 1993 | Stanford | 41-37 | |
| Oct. | 8, 2011 | Stanford | 48- 7 | |
| Nov. | 3, 2012 | Stanford | 48- 0 | (B) |
| Nov. | 7, 2015 | Stanford | 42-10 | (B) |

## SYRACUSE

Colorado trails, 0-1 *(at Tempe 0-1)*

| | | | | |
|---|---|---|---|---|
| Jan. | 1, 1993 | Syracuse | 26-22 | (1) |

1—Fiesta Bowl at Tempe, Ariz.

## TENNESSEE

Series tied, 0-0-1 *(at Anaheim, 0-0-1)*

| | | | | |
|---|---|---|---|---|
| Aug. | 26, 1990 | Tie | 31-31 | (1) |

1—Disneyland Pigskin Classic at Anaheim.

## TEXAS

Colorado trails, 7-11 *(in Boulder 3-4; at Austin 3-5; at Houston 0-2; at Irving 1-0).*

| | | | | |
|---|---|---|---|---|
| Sept. | 28, 1940 | Texas | 39- 7 | |
| Sept. | 27, 1941 | Texas | 34- 6 | (B) |
| Sept. | 28, 1946 | Texas | 76- 0 | |
| Dec. | 27, 1975 | Texas | 38-21 | (1) |
| Sept. | 4, 1989 | Colorado | 27- 6 | (B) |
| Sept. | 22, 1990 | Colorado | 29-22 | |
| Sept. | 4, 1993 | Colorado | 36-14 | (B) |
| Oct. | 1, 1994 | Colorado | 34-31 | |
| Oct. | 26, 1996 | Colorado | 28-24 | (B) |
| Oct. | 25, 1997 | Colorado | 47-30 | |
| Oct. | 14, 2000 | Texas | 28-14 | (B) |
| Oct. | 20, 2001 | Texas | 41- 7 | |
| Dec. | 1, 2001 | Colorado | 39-37 | (2) |
| Oct. | 30, 2004 | Texas | 31- 7 | (B) |
| Oct. | 15, 2005 | Texas | 42-17 | |
| Dec. | 3, 2005 | Texas | 70- 3 | (3) |
| Oct. | 4, 2008 | Texas | 38-14 | (B) |
| Oct. | 10, 2009 | Texas | 38-14 | |

1—Bluebonnet Bowl at Houston;
2—Big 12 Championship at Irving, Texas;
3—Big 12 Championship at Houston.

## TEXAS A&M

Colorado leads, 6-3 *(in Boulder 4-1; at College Station 2-2).*

| | | | | |
|---|---|---|---|---|
| Sept. | 23, 1995 | Colorado | 29-21 | (B) |
| Sept. | 28, 1996 | Colorado | 24-10 | |

| | | | |
|---|---|---|---|
| Oct. 4, 1997 | Texas A & M | 16-10 | (B) |
| Oct. 7, 2000 | Colorado | 26-19 | |
| Oct. 13, 2001 | Colorado | 31-21 | (B) |
| Oct. 23, 2004 | Texas A & M | 29-26# | |
| Oct. 8, 2005 | Colorado | 41-20 | (B) |
| Nov. 1, 2008 | Texas A & M | 24-17 | |
| Nov. 7, 2009 | Colorado | 35-34 | (B) |

#—overtime.

## TEXAS-EL PASO

Colorado leads, 1-0 *(at Houston, 1-0).*

| | | | |
|---|---|---|---|
| Dec 29, 2004 | Colorado | 33-28 | (1) |

1—EV1.net Houston Bowl at Houston.

## TEXAS TECH

Series tied, 5-5 *(in Boulder 4-1; at Lubbock 1-4)*

| | | | |
|---|---|---|---|
| Nov. 17, 1962 | Texas Tech | 21-12 | |
| Sept. 11, 1976 | Texas Tech | 24- 7 | |
| Sept. 12, 1981 | Colorado | 45-27 | (B) |
| Oct. 17, 1998 | Colorado | 19-17 | (B) |
| Oct. 16, 1999 | Texas Tech | 31-10 | |
| Oct. 26, 2002 | Colorado | 37-13 | (B) |
| Nov. 1, 2003 | Texas Tech | 26-21 | |
| Oct. 14, 2006 | Colorado | 30- 6 | (B) |
| Oct. 27, 2007 | Colorado | 31-26 | |
| Oct. 23, 2010 | Texas Tech | 27-24 | (B) |

## TOLEDO

Colorado trails, 0-1 *(at Toledo 0-1)*

| | | |
|---|---|---|
| Sept. 11, 2009 | Toledo | 54-38 |

## TULANE

Colorado trails, 0-1 *(at Memphis 0-1)*

| | | | |
|---|---|---|---|
| Dec. 12, 1970 | Tulane | 17- 3 | (1) |

1—Liberty Bowl at Memphis, Tenn.

## TULSA

Colorado leads, 1-0 *(in Boulder 1-0)*

| | | | |
|---|---|---|---|
| Sept. 20, 1969 | Colorado | 35-14 | (B) |

## UCLA

Colorado trails, 2-9 *(in Boulder 1-4; at Los Angeles 1-5)*

| | | | |
|---|---|---|---|
| Sept. 13, 1980 | UCLA | 56-14 | |
| Oct. 3, 1981 | UCLA | 27- 7 | |
| Oct. 2, 1982 | UCLA | 34- 6 | (B) |
| Sept. 29, 1984 | UCLA | 33-16 | (B) |
| Sept. 21, 2002 | Colorado | 31-17 | |
| Sept. 6, 2003 | Colorado | 16-14 | (B) |
| Nov. 19, 2011 | UCLA | 45- 6 | |
| Sept. 29, 2012 | UCLA | 42-14 | (B) |
| Nov. 2, 2013 | UCLA | 45-23 | |
| Oct. 25, 2014 | UCLA | 40-37% | (B) |
| Oct. 31, 2015 | UCLA | 35-31 | |

%—double overtime.

## UTAH

Colorado leads, 31-28-3 *(in Boulder 16-12-1; at Salt Lake City 14-16-2; in Denver 1-0)*

| | | | |
|---|---|---|---|
| Oct. 3, 1903 | Colorado | 22- 0 | (B) |
| Oct. 1, 1904 | Colorado | 33- 6 | |
| Nov. 4, 1905 | Colorado | 46- 5 | (B) |
| Nov. 17, 1906 | Utah | 10- 0 | |
| Nov. 16, 1907 | Colorado | 24-10 | (B) |
| Nov. 14, 1908 | Utah | 21-14 | |
| Oct. 29, 1910 | Colorado | 11- 0 | (B) |
| Nov. 18, 1911 | Colorado | 9- 0 | |
| Nov. 9, 1912 | Colorado | 3- 0 | (Den) |
| Nov. 8, 1913 | Colorado | 30-12 | |
| Nov. 7, 1914 | Colorado | 33- 0 | (B) |
| Oct. 30, 1915 | Utah | 35- 3 | |
| Oct. 28, 1916 | Utah | 28- 0 | |
| Nov. 10, 1917 | Colorado | 18- 9 | (B) |
| Nov. 8, 1919 | Utah | 7- 0 | |
| Nov. 6, 1920 | Utah | 7- 0 | (B) |
| Nov. 11, 1921 | Tie | 0- 0 | |
| Oct. 21, 1922 | Utah | 3- 0 | (B) |
| Nov. 17, 1923 | Colorado | 17- 7 | |
| Nov. 1, 1924 | Colorado | 3- 0 | (B) |
| Oct. 24, 1925 | Utah | 12- 7 | |
| Oct. 23, 1926 | Utah | 37- 3 | (B) |
| Oct. 22, 1927 | Utah | 20-13 | |
| Oct. 27, 1928 | Utah | 25- 6 | (B) |
| Oct. 19, 1929 | Utah | 40- 0 | |
| Nov. 15, 1930 | Utah | 34- 0 | (B) |
| Nov. 14, 1931 | Utah | 32- 0 | |
| Nov. 5, 1932 | Utah | 14- 0 | (B) |
| Nov. 11, 1933 | Utah | 13- 6 | |
| Nov. 10, 1934 | Colorado | 7- 6 | (B) |
| Nov. 9, 1935 | Colorado | 14- 0 | |
| Nov. 7, 1936 | Colorado | 31- 7 | (B) |
| Nov. 6, 1937 | Colorado | 17- 7 | |
| Nov. 5, 1938 | Tie | 0- 0 | (B) |
| Nov. 4, 1939 | Colorado | 21-14 | |
| Nov. 2, 1940 | Utah | 21-13 | (B) |
| Nov. 1, 1941 | Utah | 46- 6 | |
| Nov. 7, 1942 | Utah | 13- 0 | (B) |
| Oct. 9, 1943 | Colorado | 35- 0 | (B) |
| Nov. 6, 1943 | Colorado | 22-19 | |
| Oct. 14, 1944 | Colorado | 26- 0 | |
| Oct. 6, 1945 | Colorado | 18-13 | (B) |
| Nov. 2, 1946 | Utah | 7- 0 | |
| Nov. 1, 1947 | Utah | 13- 7 | (B) |
| Oct. 30, 1948 | Utah | 14-12 | |
| Oct. 29, 1949 | Colorado | 14- 7 | (B) |
| Oct. 28, 1950 | Tie | 20-20 | |
| Nov. 10, 1951 | Colorado | 54- 0 | (B) |
| Nov. 1, 1952 | Colorado | 20-14 | |
| Nov. 7, 1953 | Colorado | 21- 0 | (B) |
| Nov. 13, 1954 | Colorado | 20- 7 | |
| Nov. 5, 1955 | Colorado | 37- 7 | (B) |
| Nov. 17, 1956 | Colorado | 21- 7 | |
| Sept. 28, 1957 | Colorado | 30-24 | (B) |
| Nov. 15, 1958 | Colorado | 7- 0 | |
| Nov. 11, 1961 | Utah | 21-12 | (B) |
| Sept. 22, 1962 | Utah | 37-21 | |
| Nov. 24, 2011 | Colorado | 17-14 | |
| Nov. 23, 2012 | Utah | 42-35 | (B) |
| Nov. 30, 2013 | Utah | 24-17 | |
| Nov. 29, 2014 | Utah | 38-34 | (B) |
| Nov. 28, 2015 | Utah | 20-14 | |

## UTAH STATE

Colorado leads, 11-6-1 *(in Boulder 7-2; at Logan 4-4-1)*

| | | | |
|---|---|---|---|
| Oct. 5, 1912 | Colorado | 16- 3 | (B) |
| Nov. 17, 1917 | Utah State | 23- 0 | |
| Nov. 15, 1919 | Utah State | 19- 7 | (B) |
| Oct. 11, 1930 | Tie | 0- 0 | |
| Oct. 8, 1932 | Colorado | 26- 7 | (B) |
| Nov. 14, 1936 | Utah State | 14-13 | |
| Oct. 9, 1937 | Colorado | 33- 0 | (B) |
| Oct. 8, 1938 | Utah State | 20- 0 | |
| Oct. 7, 1939 | Utah State | 16- 6 | (B) |
| Oct. 12, 1940 | Colorado | 26- 0 | |
| Oct. 11, 1941 | Colorado | 13- 7 | (B) |
| Oct. 9, 1942 | Colorado | 31-14 | |
| Nov. 10, 1945 | Colorado | 14- 7 | |
| Oct. 5, 1946 | Colorado | 6- 0 | (B) |
| Nov. 8, 1947 | Utah State | 35-12 | |
| Nov. 6, 1948 | Colorado | 28-14 | (B) |
| Oct. 22, 1949 | Colorado | 20- 7 | |
| Sept. 19, 1998 | Colorado | 25- 6 | (B) |

## WASHINGTON

Colorado trails, 5-9-1 *(in Boulder 1-4; at Seattle 3-4-1; neutral 1-1)*

| | | | |
|---|---|---|---|
| Nov. 6, 1915 | Washington | 46- 0 | |
| Sept. 9, 1953 | Colorado | 21-20 | |
| Sept. 21, 1957 | Tie | 6- 6 | |
| Sept. 19, 1959 | Washington | 21-12 | (B) |
| Sept. 21, 1976 | Colorado | 21- 7 | |
| Dec. 30, 1985 | Washington | 20-17 | (1) |
| Sept. 30, 1989 | Colorado | 45-28 | |
| Sept. 29, 1990 | Colorado | 20-14 | (B) |
| Dec. 30, 1996 | Colorado | 33-21 | (2) |
| Sept. 25, 1999 | Washington | 31-24 | |
| Sept. 16, 2000 | Washington | 17-14 | (B) |
| Oct. 15, 2011 | Washington | 52-24 | |
| Nov. 17, 2012 | Washington | 38- 3 | (B) |
| Nov. 9, 2013 | Washington | 59- 7 | |
| Nov. 1, 2014 | Washington | 38-23 | (B) |

1—Freedom Bowl at Anaheim;
2—Holiday Bowl at San Diego.

## WASHINGTON STATE

Colorado leads, 5-4 *(in Boulder 2-3; at Pullman 1-1; at Seattle 1-0; at Spokane 1-0)*

| | | | |
|---|---|---|---|
| Sept. 19, 1981 | Washington St. | 14-10 | (B) |
| Sept. 18, 1982 | *Colorado | 12- 0 | |
| Sept. 26, 1987 | Colorado | 26-17 | (B) |
| Aug. 31, 1996 | Colorado | 37-19 | (B) |
| Sept. 13, 2003 | Washington St. | 47-26 | (B) |
| Sept. 11, 2004 | Colorado | 20-12 | (Sea) |
| Oct. 1, 2011 | Washington St. | 31-27 | (B) |
| Sept. 22, 2012 | Colorado | 35-34 | |
| Nov. 21, 2015 | Washington St. | 27- 3 | |

*—at Spokane, Wash.

## WEST VIRGINIA

Series tied, 1-1 *(in Boulder 1-0; at Morgantown 0-1)*

| | | | |
|---|---|---|---|
| Sept. 18, 2008 | Colorado | 17-14# | (B) |
| Oct. 1, 2009 | West Virginia | 35-24 | |

#—overtime.

## WISCONSIN

Colorado leads, 4-1-1 *(in Boulder 2-0; at Madison 2-0-1; at San Antonio 0-1)*

| | | | |
|---|---|---|---|
| Sept. 18, 1965 | Tie | 0- 0 | |
| Sept. 22, 1973 | Colorado | 28-25 | |
| Sept. 28, 1974 | Colorado | 24-21 | (B) |
| Sept. 17, 1994 | Colorado | 55-17 | (B) |
| Sept. 2, 1995 | Colorado | 43- 7 | |
| Dec. 28, 2002 | Wisconsin | 31-28# | (1) |

#—overtime; 1—Alamo Bowl at San Antonio, Texas.

## WYOMING

Colorado leads, 24-2-1 *(in Boulder 18-2-1; at Laramie 6-0)*

| | | | |
|---|---|---|---|
| Nov. 5, 1900 | Colorado | 10- 6 | (B) |
| Oct. 21, 1905 | Colorado | 69- 0 | (B) |
| Oct. 22, 1910 | Colorado | 16- 3 | (B) |
| Oct. 28, 1911 | Colorado | 18- 3 | (B) |
| Oct. 19, 1912 | Colorado | 75- 0 | (B) |
| Oct. 4, 1913 | Colorado | 7- 0 | |
| Oct. 2, 1915 | Colorado | 30- 0 | (B) |
| Oct. 14, 1916 | Colorado | 16-10 | (B) |
| Oct. 23, 1920 | Colorado | 7- 0 | |
| Nov. 24, 1923 | Colorado | 20- 3 | |
| Oct. 25, 1924 | Colorado | 21- 0 | |
| Oct. 16, 1926 | Tie | 13-13 | (B) |
| Oct. 28, 1933 | Colorado | 40-12 | (B) |
| Nov. 23, 1935 | Wyoming | 6- 0 | (B) |
| Oct. 29, 1938 | Colorado | 20- 6 | (B) |
| Oct. 28, 1939 | Colorado | 27- 7 | |
| Oct. 26, 1940 | Colorado | 62- 0 | (B) |
| Oct. 25, 1941 | Colorado | 27- 0 | (B) |
| Oct. 31, 1942 | Colorado | 28- 7 | (B) |
| Oct. 12, 1946 | Colorado | 20- 0 | |
| Nov. 15, 1947 | Colorado | 21- 6 | (B) |
| Sept. 18, 1971 | Colorado | 56-13 | (B) |
| Sept. 20, 1975 | Colorado | 27-10 | (B) |
| Sept. 25, 1982 | Wyoming | 24-10 | (B) |
| Sept. 7, 1991 | Colorado | 30-13 | (B) |
| Sept. 27, 1997 | Colorado | 20-19 | (B) |
| Sept. 19, 2009 | Colorado | 24- 0 | (B) |

## Scoring Values

| Years | TD | FG* | SAF | PAT |
|---|---|---|---|---|
| 1890-1897 | 4 | 5 | 2 | 2 |
| 1898-1903 | 5 | 5 | 2 | 1 |
| 1904-1908 | 5 | 4 | 2 | 1 |
| 1909-1911 | 5 | 3 | 2 | 1 |
| 1912-1957 | 6 | 3 | 2 | 1 |
| 1958-1987 | 6 | 3 | 2 | 1-kick, 2-run/pass |
| 1988-present | 6 | 3 | 2 | 1-kick, 2-run/pass/defensive PAT return |

*—Kicking tee history: no tee, 1890-1947, 1989-present; one-inch tee permitted, 1948-64; two-inch tee permitted, 1965-1988.

# SERIES GAME TRENDS & RECORDS

*(versus all Pac-12 opponents and Colorado State)*

## ARIZONA

| Date | Site | Result | Attend. | Rank CU | Rank UA | CU FD | Rushing att | Rushing yds | Rushing td | Passing a-c-i | Passing yds | Passing td | Tot Off no | Tot Off yds | UA FD | Rushing att | Rushing yds | Rushing td | Passing a-c-i | Passing yds | Passing td | Tot Off no | Tot Off yds | TV |
|---|---|---|---|---|---|---|---|---|---|---|---|---|---|---|---|---|---|---|---|---|---|---|---|---|
| Nov. 26, 1931 | Tucson | W 27- 7 | | — | — | Stats N/A | | | | | | | | | | | | | | | | | | |
| Oct. 21, 1950 | Tucson | W 28-25 | 11,600 | — | — | 11 | 39 | 181 | 3 | 9- 6-1 | 105 | 1 | 48 | 286 | 15 | 50 | 182 | 1 | 25-12-2 | 218 | 3 | 75 | 400 | |
| Oct. 11, 1952 | Tucson (N) | W 34-19 | 24,500 | — | — | 19 | 60 | 262 | 3 | 8- 4-0 | 68 | 1 | 68 | 330 | 11 | 42 | 106 | 1 | 14- 7-1 | 120 | 1 | 56 | 226 | |
| Sept. 26, 1953 | Boulder | W 20-14 | 24,500 | — | — | 14 | 55 | 175 | 3 | 6- 3-1 | 49 | 0 | 61 | 224 | 10 | 47 | 114 | 0 | 11- 4-2 | 31 | 0 | 58 | 145 | |
| Oct. 9, 1954 | Tucson (N) | W 40-18 | 25,000 | — | — | 20 | 61 | 421 | 5 | 6- 4-1 | 39 | 1 | 67 | 460 | 13 | 42 | 210 | 2 | 7- 4-0 | 98 | 1 | 49 | 308 | |
| Sept. 24, 1955 | Boulder | W 14- 0 | 28,000 | — | — | 20 | 56 | 206 | 1 | 15- 5-1 | 127 | 1 | 71 | 333 | 8 | 44 | 125 | 0 | 14- 4-3 | 51 | 0 | 58 | 176 | |
| Nov. 24, 1956 | Tucson (N) | W 38- 7 | 12,000 | 20 | — | 16 | 62 | 274 | 5 | 7- 4-1 | 36 | 0 | 69 | 310 | 12 | 38 | 156 | 1 | 29- 8-2 | 60 | 0 | 67 | 216 | |
| Oct. 12, 1957 | Boulder | W 34-14 | 19,500 | — | — | 17 | 62 | 259 | 3 | 18- 7-1 | 129 | 1 | 80 | 388 | 12 | 38 | 115 | 2 | 28-13-4 | 171 | 0 | 66 | 286 | |
| Oct. 11, 1958 | Tucson (N) | W 65-12 | 18,000 | 19 | — | 29 | 66 | 551 | 8 | 15- 9-0 | 74 | 1 | 81 | 625 | 7 | 26 | 14 | 0 | 29-11-0 | 159 | 2 | 55 | 173 | |
| Oct. 24, 1959 | Tucson (N) | W 18- 0 | 21,000 | — | — | 16 | 61 | 231 | 3 | 12- 6-0 | 62 | 0 | 73 | 293 | 10 | 29 | 38 | 0 | 19- 9-2 | 75 | 0 | 48 | 113 | |
| Oct. 8, 1960 | Boulder | W 35-16 | 34,153 | — | — | 18 | 51 | 243 | 4 | 17- 9-0 | 213 | 1 | 68 | 456 | 11 | 40 | 158 | 0 | 24- 7-3 | 70 | 1 | 64 | 228 | |
| Sept. 28, 1985 | Tucson (N) | W 14-13 | 45,503 | — | — | 13 | 61 | 301 | 2 | 4- 1-2 | 27 | 0 | 65 | 328 | 13 | 28 | 64 | 0 | 33-17-2 | 164 | 1 | 61 | 228 | |
| Sept. 27, 1986 | Boulder | L 21-24 | 41,024 | — | 10 | 10 | 44 | 112 | 3 | 8- 5-0 | 134 | 0 | 52 | 246 | 22 | 52 | 211 | 1 | 27-14-1 | 223 | 1 | 79 | 434 | Raycom (r) |
| Nov. 12, 2011 | Boulder | W 48-29 | 48,111 | — | — | 27 | 45 | 273 | 4 | 27-17-1 | 227 | 1 | 72 | 500 | 23 | 23 | 60 | 2 | 53-35-3 | 352 | 3 | 76 | 412 | FCS-P |
| Nov. 10, 2012 | Tucson | L 31-56 | 51,236 | — | — | 24 | 56 | 224 | 3 | 20-16-1 | 213 | 1 | 76 | 437 | 21 | 38 | 438 | 6 | 14-12-0 | 136 | 2 | 52 | 574 | FX |
| Oct 26, 2013 | Boulder (N) | L 20-44 | 38,679 | — | — | 19 | 42 | 137 | 1 | 33-17-1 | 212 | 1 | 75 | 349 | 26 | 50 | 405 | 4 | 32-21-1 | 265 | 1 | 82 | 670 | PAC12 |
| Nov. 8, 2014 | Tucson | L 20-38 | 50,177 | — | 21 | 19 | 36 | 94 | 0 | 39-25-2 | 259 | 2 | 75 | 353 | 28 | 47 | 288 | 0 | 38-21-0 | 211 | 4 | 85 | 499 | PAC12 |
| Oct. 17, 2015 | Boulder (N) | L 31-38 | 39,666 | — | — | 22 | 43 | 128 | 2 | 44-28-0 | 339 | 2 | 87 | 467 | 26 | 44 | 291 | 3 | 40-25-0 | 325 | 2 | 84 | 616 | FS-1 |

### CU INDIVIDUAL HIGHS

**Most Yards Rushing:** 183, John Bayuk, Oct. 9, 1954
**Most Receptions:** 9, Nelson Spruce, Nov. 8, 2014
**Most Yards Passing:** 339, Sefo Liufau, Oct 17, 2015
**Most Yards Receiving:** 168, Shay Fields, Oct 17, 2015

## ARIZONA STATE

| Date | Site | Result | Attend. | Rank CU | Rank ASU | CU FD | Rushing att | Rushing yds | Rushing td | Passing a-c-i | Passing yds | Passing td | Tot Off no | Tot Off yds | ASU FD | Rushing att | Rushing yds | Rushing td | Passing a-c-i | Passing yds | Passing td | Tot Off no | Tot Off yds | TV |
|---|---|---|---|---|---|---|---|---|---|---|---|---|---|---|---|---|---|---|---|---|---|---|---|---|
| Sept. 16, 2006 | Boulder (N) | L 3-21 | 47,723 | — | 22 | 13 | 44 | 133 | 0 | 18- 8-1 | 86 | 0 | 62 | 219 | 24 | 37 | 182 | 1 | 37-21-2 | 248 | 2 | 74 | 430 | TBS |
| Sept. 8, 2007 | Tempe (N) | L 14-33 | 58,417 | — | — | 15 | 26 | 32 | 0 | 47-17-1 | 172 | 1 | 73 | 204 | 22 | 44 | 138 | 1 | 37-19-1 | 269 | 3 | 81 | 407 | FSN |
| Oct. 29, 2011 | Tempe | L 14-48 | 53,168 | — | 23 | 22 | 32 | 83 | 0 | 42-26-2 | 337 | 1 | 74 | 420 | 25 | 36 | 207 | 4 | 29-19-0 | 315 | 2 | 65 | 522 | FSN |
| Oct. 11, 2012 | Boulder (N) | L 17-51 | 45,161 | — | — | 16 | 32 | 75 | 1 | 42-20-1 | 180 | 1 | 74 | 255 | 31 | 44 | 261 | 1 | 33-23-0 | 332 | 5 | 77 | 593 | ESPN |
| Oct. 12, 2013 | Tempe (N) | L 13-54 | 50,104 | — | — | 17 | 35 | 99 | 1 | 30-18-3 | 169 | 1 | 65 | 268 | 29 | 58 | 276 | 4 | 22-11-0 | 256 | 2 | 80 | 532 | PAC12 |
| Sept. 13, 2014 | Boulder (N) | L 24-38 | 38,547 | — | 16 | 28 | 57 | 232 | 0 | 54-35-2 | 313 | 3 | 91 | 545 | 18 | 35 | 223 | 2 | 25-15-0 | 203 | 3 | 60 | 426 | ESPNU |
| Oct. 10, 2015 | Tempe (N) | L 23-48 | 44,157 | — | — | 19 | 28 | 49 | 2 | 41-26-1 | 401 | 1 | 69 | 450 | 21 | 40 | 231 | 1 | 31-20-1 | 260 | 5 | 71 | 491 | PAC12 |

### CU INDIVIDUAL HIGHS

**Most Yards Rushing:** 118, Christian Powell, Sept.13, 2014
**Most Receptions:** 8, Toney Clemons, Oct. 29, 2011
**Most Yards Passing:** 285, Tyler Hansen, Oct. 29, 2011
**Most Yards Receiving:** 103, Shay Fields, Oct 10, 2015

## CALIFORNIA

| Date | Site | Result | Attend. | Rank CU | Rank CAL | CU FD | Rushing att | Rushing yds | Rushing td | Passing a-c-i | Passing yds | Passing td | Tot Off no | Tot Off yds | CAL FD | Rushing att | Rushing yds | Rushing td | Passing a-c-i | Passing yds | Passing td | Tot Off no | Tot Off yds | TV |
|---|---|---|---|---|---|---|---|---|---|---|---|---|---|---|---|---|---|---|---|---|---|---|---|---|
| Sept. 28, 1968 | Berkeley | L 0-10 | 27,500 | — | — | 18 | 33 | 124 | 0 | 40-17-3 | 166 | 0 | 73 | 290 | 22 | 53 | 140 | 1 | 29-17-1 | 203 | 0 | 82 | 343 | ABC (r) |
| Sept. 9, 1972 | Boulder | W 20-10 | 50,751 | 2 | — | 14 | 60 | 260 | 1 | 7- 2-0 | 23 | 0 | 67 | 283 | 23 | 35 | 116 | 0 | 50-24-2 | 261 | 1 | 85 | 377 | |
| Sept. 13, 1975 | Boulder | W 34-27 | 46,211 | — | — | 26 | 79 | 437 | 2 | 15- 9-0 | 108 | 1 | 94 | 545 | 14 | 32 | 237 | 3 | 25-12-1 | 177 | 1 | 57 | 414 | |
| Sept. 11, 1982 | Boulder | L 17-31 | 35,103 | — | — | 16 | 38 | 48 | 1 | 38-21-2 | 191 | 1 | 76 | 239 | 19 | 38 | 90 | 3 | 31-19-2 | 214 | 0 | 69 | 304 | |
| Sept. 11, 2010 | Berkeley | L 7-52 | 55,440 | — | — | 17 | 42 | 75 | 1 | 34-18-3 | 166 | 0 | 76 | 241 | 18 | 36 | 159 | 1 | 24-15-0 | 197 | 4 | 60 | 356 | FSN |
| Sept. 10, 2011 | Boulder (OT) | L 33-36 | 49,532 | — | — | 25 | 32 | 108 | 0 | 50-28-0 | 474 | 3 | 82 | 582 | 22 | 31 | 100 | 1 | 36-19-1 | 270 | 4 | 67 | 370 | FCS-P |
| Nov. 16, 2013 | Boulder | W 41-24 | 38,252 | — | — | 23 | 38 | 121 | 1 | 36-23-1 | 364 | 3 | 74 | 485 | 23 | 34 | 197 | 3 | 52-26-1 | 214 | 0 | 86 | 411 | PAC12 |
| Sept. 27, 2014 | Berkeley (2 OT) | L 56-59 | 39,821 | — | — | 39 | 43 | 175 | 1 | 67-46-1 | 455 | 7 | 110 | 630 | 24 | 30 | 127 | 1 | 42-24-1 | 458 | 7 | 72 | 585 | PAC12 |

### CU INDIVIDUAL HIGHS

**Most Yards Rushing:** 151, Charlie Davis, Sept. 9, 1972
**Most Receptions:** 19, Nelson Spruce, Sept. 27, 2014
**Most Yards Passing:** 474, Tyler Hansen, Sept. 10, 2011
**Most Yards Receiving:** 284, Paul Richardson, Sept. 10, 2011

## COLORADO STATE

| Date | Site | Result | Attend. | Rank CU | Rank CSU | CU FD | Rushing att | Rushing yds | Rushing td | Passing a-c-i | Passing yds | Passing td | Tot Off no | Tot Off yds | CSU FD | Rushing att | Rushing yds | Rushing td | Passing a-c-i | Passing yds | Passing td | Tot Off no | Tot Off yds | TV |
|---|---|---|---|---|---|---|---|---|---|---|---|---|---|---|---|---|---|---|---|---|---|---|---|---|
| Stats for first 45 games in the series are not available | | | | | | | | | | | | | | | | | | | | | | | | |
| Oct. 13, 1945 | Fort Collins | W 21- 6 | | — | — | 20 | | 373 | 3 | 8- 3-3 | 27 | 0 | | 400 | 10 | | 97 | 1 | 20-10-1 | 123 | 0 | | 220 | |
| Nov. 28, 1946 | Boulder | W 18- 0 | 9,000 | — | — | 14 | 58 | 376 | 1 | 12- 5-1 | 142 | 2 | 70 | 518 | 9 | 25 | 60 | 0 | 26- 9-1 | 92 | 0 | 51 | 152 | |
| Oct. 25, 1947 | Fort Collins | W 14- 7 | 12,500 | — | — | 15 | 49 | 217 | 2 | 11- 7-1 | 98 | 0 | 60 | 315 | 10 | 35 | 92 | 0 | 20- 8-1 | 105 | 1 | 55 | 197 | |
| Nov. 20, 1948 | Boulder | L 25-29 | 13,998 | — | — | 13 | 43 | 145 | 2 | 22- 9-3 | 132 | 1 | 65 | 277 | 14 | 59 | 180 | 1 | 8- 3-1 | 35 | 1 | 67 | 215 | |
| Nov. 26, 1949 | Boulder | L 7-14 | 20,563 | — | — | 13 | 47 | 81 | 1 | 19-10-3 | 114 | 0 | 66 | 195 | 14 | 41 | 170 | 1 | 12- 6-0 | 78 | 1 | 53 | 248 | |
| Nov. 25, 1950 | Fort Collins | W 31- 6 | 14,500 | — | — | 24 | 58 | 271 | 3 | 10- 9-1 | 130 | 1 | 68 | 401 | 9 | 38 | 109 | 1 | 15- 2-1 | 30 | 0 | 53 | 139 | |
| Sept. 22, 1951 | Boulder | W 28-13 | 18,913 | — | — | 9 | 52 | 174 | 3 | 12- 6-1 | 97 | 1 | 64 | 271 | 12 | 37 | 65 | 1 | 25-14-2 | 170 | 1 | 62 | 235 | |
| Nov. 29, 1952 | Boulder | W 61- 0 | 20,882 | — | — | 16 | 57 | 422 | 6 | 15- 7-1 | 117 | 2 | 72 | 539 | 7 | 29 | -24 | 0 | 27-10-6 | 110 | 0 | 56 | 86 | |
| Nov. 28, 1953 | Fort Collins | W 13- 7 | 7,549 | — | — | 22 | 67 | 290 | 1 | 11- 5-4 | 74 | 1 | 78 | 364 | 8 | 44 | 114 | 1 | 6- 2-0 | 19 | 0 | 50 | 133 | |
| Sept. 25, 1954 | Boulder | W 46- 0 | 26,500 | — | — | 13 | 41 | 415 | 5 | 8- 4-2 | 64 | 2 | 49 | 479 | 13 | 53 | 133 | 0 | 24- 4-0 | 38 | 0 | 77 | 171 | |
| Nov. 26, 1955 | Fort Collins | L 0-10 | 8,999 | — | — | 11 | 54 | 102 | 0 | 7- 3-2 | 46 | 0 | 61 | 148 | 14 | 58 | 214 | 1 | 14- 5-1 | 60 | 0 | 72 | 274 | |
| Oct. 13, 1956 | Boulder | W 47- 7 | 21,000 | — | — | 19 | 54 | 298 | 5 | 8- 4-0 | 118 | 1 | 62 | 416 | 10 | 47 | 96 | 0 | 16- 4-0 | 145 | 1 | 63 | 241 | |
| Nov. 9, 1957 | Fort Collins | W 20- 0 | 7,000 | — | — | 21 | 59 | 240 | 3 | 17- 8-3 | 108 | 0 | 76 | 348 | 6 | 39 | 26 | 0 | 12- 5-1 | 58 | 0 | 51 | 84 | |
| Nov. 22, 1958 | Boulder | L 14-15 | 23,000 | — | — | 13 | 59 | 190 | 1 | 18- 4-2 | 25 | 0 | 77 | 215 | 9 | 36 | 191 | 1 | 9- 5-1 | 90 | 1 | 45 | 281 | |
| Sept. 17, 1983 | Boulder | W 31- 3 | 49,783 | — | — | 20 | 43 | 233 | 1 | 22-12-1 | 153 | 2 | 65 | 386 | 17 | 37 | 42 | 0 | 42-23-2 | 192 | 0 | 79 | 234 | KWGN (l) |
| Sept. 7, 1985 | Boulder | W 23-10 | 40,665 | — | — | 26 | 73 | 358 | 2 | 9- 3-0 | 46 | 0 | 82 | 404 | 19 | 22 | 82 | 0 | 41-23-1 | 208 | 1 | 63 | 290 | KCNC (l) |
| Sept. 6, 1986 | Boulder | L 7-23 | 45,109 | — | — | 14 | 44 | 191 | 1 | 19- 8-2 | 113 | 0 | 63 | 304 | 19 | 46 | 129 | 1 | 30-15-2 | 156 | 0 | 76 | 285 | KCNC (l) |
| Oct. 3, 1987 | Fort Collins | W 29-16 | 38,129 | — | — | 14 | 54 | 250 | 3 | 6- 4-0 | 139 | 1 | 60 | 389 | 21 | 28 | 69 | 0 | 48-30-3 | 398 | 2 | 76 | 467 | |
| Oct. 1, 1988 | Fort Collins | W 27-23 | 33,979 | — | — | 13 | 43 | 124 | 1 | 20- 7-0 | 156 | 1 | 63 | 280 | 18 | 41 | 219 | 1 | 40-20-2 | 234 | 1 | 81 | 453 | |
| Sept. 9, 1989 | Boulder | W 45-20 | 44,921 | 9 | — | 25 | 68 | 452 | 6 | 7- 4-0 | 53 | 0 | 75 | 505 | 20 | 42 | 240 | 1 | 20-12-3 | 204 | 1 | 62 | 444 | |

## COLORADO STATE *continued*

| Date | Site | Result | Attend. | Rank CU | Rank CSU | CU FD | Rushing att | Rushing yds | Rushing td | Passing a-c-i | Passing yds | Passing td | Tot Off no | Tot Off yds | CSU FD | Rushing att | Rushing yds | Rushing td | Passing a-c-i | Passing yds | Passing td | Tot Off no | Tot Off yds | TV |
|---|---|---|---|---|---|---|---|---|---|---|---|---|---|---|---|---|---|---|---|---|---|---|---|---|
| Sept. 5, 1992 | Boulder | W 37-17 | 52,164 | 12 | — | 22 | 34 | 134 | 0 | 36-21-1 | 409 | 4 | 70 | 543 | 17 | 45 | 267 | 2 | 23-10-0 | 115 | 0 | 68 | 382 | KCNC (l) |
| Sept. 9, 1995 | Boulder (N) | W 42-14 | 52,848 | 10 | — | 21 | 45 | 200 | 4 | 28-19-0 | 261 | 1 | 73 | 461 | 20 | 29 | 25 | 0 | 52-22-3 | 306 | 2 | 81 | 331 | ESPN |
| Sept 7, 1996 | Fort Collins (N) | W 48-34 | 36,371 | 5 | — | 33 | 47 | 281 | 4 | 42-31-0 | 364 | 2 | 89 | 645 | 17 | 25 | 81 | 1 | 29-16-1 | 312 | 2 | 54 | 393 | ESPN2 |
| Sept. 6, 1997 | Boulder | W 31-21 | 53,416 | 8 | 24 | 17 | 31 | 122 | 1 | 28-18-1 | 223 | 2 | 59 | 345 | 14 | 33 | 70 | 0 | 22-14-2 | 215 | 3 | 55 | 285 | FSN (r) |
| Sept. 5, 1998 | Denver (N) | W 42-14 | 76,036 | — | 15 | 23 | 35 | 147 | 1 | 32-21-0 | 257 | 3 | 67 | 404 | 19 | 38 | 78 | 1 | 28-13-0 | 124 | 1 | 66 | 202 | ESPN |
| Sept. 4, 1999 | Denver (N) | L 14-41 | 73,438 | 14 | — | 23 | 36 | 82 | 0 | 49-30-4 | 291 | 2 | 85 | 373 | 12 | 38 | 227 | 3 | 18-10-0 | 109 | 1 | 56 | 336 | FSN |
| Sept. 2, 2000 | Denver | L 24-28 | 67,466 | 23 | — | 29 | 45 | 224 | 2 | 39-25-0 | 308 | 1 | 84 | 532 | 17 | 28 | 65 | 0 | 30-19-2 | 327 | 4 | 58 | 392 | ESPN2 |
| Sept. 1, 2001 | Denver | W 41-14 | 75,022 | — | 24 | 21 | 54 | 315 | 3 | 19-15-0 | 95 | 0 | 73 | 410 | 18 | 29 | 108 | 0 | 40-18-4 | 186 | 2 | 69 | 294 | ABC |
| Aug. 31, 2002 | Denver | L 14-19 | 75,531 | 7 | — | 19 | 48 | 170 | 1 | 27-14-1 | 199 | 0 | 75 | 369 | 17 | 38 | 152 | 3 | 24-11-1 | 168 | 0 | 62 | 320 | ESPN2 |
| Aug. 30, 2003 | Denver (N) | W 42-35 | 76,219 | — | 23 | 17 | 43 | 102 | 2 | 34-21-0 | 402 | 4 | 77 | 504 | 24 | 39 | 246 | 2 | 40-18-1 | 339 | 3 | 79 | 585 | ESPN |
| Sept. 4, 2004 | Boulder (N) | W 27-24 | 54,954 | — | — | 20 | 45 | 255 | 2 | 25-13-1 | 117 | 0 | 70 | 372 | 23 | 28 | 44 | 1 | 42-29-1 | 403 | 2 | 70 | 447 | FSN |
| Sept. 3, 2005 | Boulder | W 31-28 | 54,972 | — | — | 19 | 29 | 113 | 3 | 33-22-1 | 283 | 0 | 62 | 396 | 21 | 34 | 95 | 1 | 43-28-4 | 291 | 3 | 77 | 386 | TBS |
| Sept. 2, 2006 | Denver | L 10-14 | 65,701 | — | — | 9 | 33 | 75 | 1 | 15- 9-0 | 71 | 0 | 48 | 146 | 16 | 34 | 15 | 1 | 23-20-0 | 233 | 1 | 57 | 248 | CSTV |
| Sept. 1, 2007 | Denver(OT) | W 31-28 | 68,133 | — | — | 18 | 28 | 129 | 1 | 32-18-1 | 201 | 2 | 60 | 330 | 25 | 56 | 157 | 1 | 27-20-1 | 229 | 3 | 83 | 386 | FSN |
| Aug. 31, 2008 | Denver (N) | W 38-17 | 69,619 | — | — | 19 | 36 | 153 | 3 | 29-20-1 | 214 | 1 | 65 | 367 | 18 | 26 | 71 | 0 | 38-27-2 | 187 | 1 | 64 | 258 | FSN |
| Sept. 6, 2009 | Boulder (N) | L 17-23 | 53,168 | — | — | 13 | 21 | 29 | 1 | 40-24-1 | 222 | 1 | 61 | 251 | 14 | 45 | 168 | 1 | 17-10-2 | 208 | 1 | 62 | 376 | FSN |
| Sept. 4, 2010 | Denver | W 24- 3 | 60,989 | — | — | 18 | 35 | 115 | 1 | 25-17-1 | 192 | 2 | 60 | 307 | 14 | 25 | 49 | 0 | 33-24-3 | 196 | 0 | 58 | 245 | The Mtn |
| Sept. 17, 2011 | Denver | W 28-14 | 57,186 | — | — | 23 | 34 | 145 | 2 | 32-17-0 | 215 | 2 | 66 | 360 | 16 | 25 | 67 | 1 | 30-20-0 | 176 | 1 | 55 | 243 | FSN |
| Sept. 1, 2012 | Denver | L 17-22 | 58,607 | — | — | 17 | 29 | 58 | 0 | 41-22-0 | 187 | 2 | 70 | 245 | 19 | 44 | 125 | 0 | 21-14-0 | 173 | 2 | 65 | 298 | FX |
| Sept. 1, 2013 | Denver | W 41-27 | 59,601 | — | — | 24 | 37 | 109 | 0 | 46-33-0 | 400 | 3 | 83 | 509 | 16 | 28 | 94 | 2 | 39-22-0 | 201 | 0 | 67 | 295 | CBS-SN |
| Aug. 29, 2014 | Denver (N) | L 17-31 | 63,363 | — | — | 22 | 34 | 134 | 0 | 39-24-0 | 241 | 2 | 73 | 375 | 27 | 45 | 266 | 3 | 23-13-0 | 134 | 1 | 68 | 400 | FS-1 |
| Sept. 19, 2015 | Denver (N; OT) | W 27-24 | 66,253 | — | — | 18 | 32 | 125 | 0 | 29-15-0 | 220 | 2 | 61 | 345 | 27 | 49 | 218 | 2 | 39-25-2 | 282 | 1 | 88 | 500 | CBS-SN |

### CU & CSU INDIVIDUAL HIGHS

**Most Yards Rushing**
CU: 232, Kayo Lam, Oct. 27, 1934
CSU: 190, Kevin McDougal, Sept. 4, 1999

**Most Receptions**
CU: 10, on two occasions
CSU: 10, on two occasions

**Most Yards Passing**
CU: 409, Kordell Stewart, Sept. 5, 1992
CSU: 403, Justin Holland, Sept. 4, 2004

**Most Yards Receiving**
CU: 208, Paul Richardson, Sept. 1, 2013
CSU: 158, Johnny Walker, Sept. 9, 2006

## OREGON

| Date | Site | Result | Attend. | Rank CU | Rank UO | CU FD | Rushing att | Rushing yds | Rushing td | Passing a-c-i | Passing yds | Passing td | Tot Off no | Tot Off yds | UO FD | Rushing att | Rushing yds | Rushing td | Passing a-c-i | Passing yds | Passing td | Tot Off no | Tot Off yds | TV |
|---|---|---|---|---|---|---|---|---|---|---|---|---|---|---|---|---|---|---|---|---|---|---|---|---|
| Oct. 15, 1949 | Eugene | L 14-42 | 12,500 | — | — | 9 | 43 | 160 | 0 | 17- 7-3 | 72 | 2 | 60 | 232 | 11 | 47 | 333 | 2 | 25- 8-1 | 192 | 3 | 72 | 515 | |
| Nov. 18, 1950 | Boulder | W 21- 7 | 12,223 | — | — | 18 | 60 | 228 | 2 | 13- 7-1 | 128 | 1 | 73 | 356 | 9 | 36 | 50 | 0 | 22-10-1 | 168 | 1 | 58 | 218 | |
| Oct. 8, 1955 | Eugene | W 13- 6 | 12,500 | — | — | 11 | 51 | 164 | 2 | 5- 3-0 | 27 | 0 | 56 | 191 | 17 | 47 | 196 | 1 | 20- 8-0 | 170 | 0 | 67 | 366 | NBC (r) |
| Sept. 22, 1956 | Boulder | L 0-35 | 40,500 | — | — | 7 | 32 | 64 | 0 | 9- 2-0 | 38 | 0 | 41 | 102 | 24 | 69 | 364 | 3 | 8- 4-1 | 80 | 2 | 77 | 444 | |
| Sept. 23, 1967 | Eugene | W 17-13 | 27,500 | 9 | — | 12 | 55 | 179 | 1 | 12- 4-1 | 82 | 1 | 67 | 261 | 17 | 35 | 46 | 1 | 33-17-6 | 301 | 1 | 68 | 347 | ABC (r) |
| Sept. 21, 1968 | Boulder | W 28- 7 | 44,723 | — | — | 22 | 58 | 209 | 4 | 22-14-1 | 122 | 0 | 80 | 331 | 9 | 38 | 104 | 0 | 15- 4-0 | 87 | 1 | 53 | 191 | |
| Sept. 9, 1978 | Boulder | W 24- 7 | 45,389 | — | — | 15 | 56 | 256 | 3 | 16- 6-3 | 66 | 0 | 72 | 322 | 17 | 49 | 149 | 0 | 29- 9-3 | 96 | 1 | 78 | 245 | |
| Sept. 8, 1979 | Boulder | L 19-33 | 44,274 | — | — | 17 | 45 | 56 | 1 | 23-12-2 | 155 | 1 | 68 | 211 | 22 | 57 | 285 | 3 | 11- 7-0 | 168 | 1 | 68 | 453 | ESPN |
| Sept. 15, 1984 | Eugene | L 20-27 | 25,048 | — | — | 21 | 39 | 106 | 2 | 40-18-2 | 282 | 1 | 79 | 388 | 19 | 45 | 232 | 1 | 25-13-0 | 112 | 2 | 70 | 344 | |
| Sept. 14, 1985 | Boulder | W 21-17 | 30,373 | — | — | 21 | 58 | 342 | 3 | 5- 2-1 | 48 | 0 | 63 | 390 | 22 | 41 | 106 | 1 | 38-22-1 | 222 | 1 | 79 | 328 | |
| Sept. 13, 1986 | Eugene | L 30-32 | 26,155 | — | — | 19 | 58 | 368 | 4 | 5- 2-0 | 18 | 0 | 63 | 386 | 22 | 39 | 153 | 3 | 42-28-0 | 262 | 0 | 81 | 415 | |
| Sept. 12, 1987 | Boulder | L 7-10 | 40,521 | — | — | 19 | 52 | 267 | 1 | 18- 7-2 | 87 | 0 | 70 | 354 | 15 | 46 | 102 | 0 | 24-16-0 | 175 | 1 | 70 | 277 | KCNC (l) |
| Jan. 1, 1996 | Dallas *(Cotton)* | W 38- 6 | 58,214 | 7 | 12 | 16 | 41 | 170 | 3 | 27-12-2 | 143 | 2 | 68 | 313 | 16 | 29 | 96 | 0 | 44-21-2 | 162 | 0 | 73 | 258 | CBS |
| Dec. 25, 1998 | Honolulu *(Aloha)* | W 51-43 | 34,803 | — | 21 | 13 | 35 | 176 | 0 | 24-12-0 | 221 | 4 | 59 | 397 | 27 | 35 | 79 | 4 | 46-24-1 | 456 | 2 | 81 | 535 | ABC |
| Jan. 1, 2002 | Tempe *(Fiesta)* | L 16-38 | 74,118 | 3 | 2 | 20 | 31 | 49 | 1 | 47-24-3 | 279 | 1 | 78 | 328 | 22 | 28 | 150 | 1 | 42-28-1 | 350 | 4 | 70 | 500 | ABC |
| Oct. 22, 2011 | Boulder | L 2-45 | 52,123 | — | 9 | 14 | 39 | 98 | 0 | 33-15-1 | 133 | 0 | 72 | 231 | 25 | 48 | 371 | 3 | 21-11-0 | 156 | 2 | 69 | 527 | FSN |
| Oct. 27, 2012 | Eugene | L 14-70 | 57,521 | — | 2 | 12 | 33 | 150 | 2 | 27-13-1 | 96 | 0 | 60 | 246 | 30 | 57 | 425 | 7 | 18-14-0 | 192 | 2 | 75 | 617 | PAC12 |
| Oct. 5, 2013 | Boulder | L 16-57 | 45,944 | — | 2 | 15 | 36 | 94 | 0 | 34-12-2 | 280 | 1 | 70 | 374 | 31 | 62 | 349 | 3 | 34-19-2 | 406 | 5 | 96 | 755 | PAC12 |
| Nov. 22, 2014 | Eugene | L 10-44 | 55,891 | — | 3 | 14 | 30 | 121 | 0 | 32-16-0 | 105 | 1 | 62 | 226 | 30 | 41 | 265 | 3 | 36-26-0 | 332 | 3 | 77 | 597 | PAC12 |
| Oct. 3, 2015 | Boulder (N) | L 24-41 | 46,222 | — | — | 18 | 36 | 77 | 2 | 42-25-1 | 231 | 1 | 78 | 308 | 27 | 60 | 361 | 3 | 21-13-1 | 176 | 2 | 81 | 537 | ESPN |

### CU INDIVIDUAL HIGHS

**Most Yards Rushing:** 173, Mark Hatcher, Sept. 13, 1986
**Most Receptions:** 10, Daniel Graham, Jan. 1, 2002
**Most Yards Passing:** 282, Steve Vogel, Sept. 15, 1984
**Most Yards Receiving:** 134, Paul Richardson, Oct. 5, 2013

## OREGON STATE

| Date | Site | Result | Attend. | Rank CU | Rank OSU | CU FD | Rushing att | Rushing yds | Rushing td | Passing a-c-i | Passing yds | Passing td | Tot Off no | Tot Off yds | OSU FD | Rushing att | Rushing yds | Rushing td | Passing a-c-i | Passing yds | Passing td | Tot Off no | Tot Off yds | TV |
|---|---|---|---|---|---|---|---|---|---|---|---|---|---|---|---|---|---|---|---|---|---|---|---|---|
| Sept. 26, 1931 | Portland | L 0-16 | | — | — | Stats N/A | | | | | | | | | | | | | | | | | | |
| Sept. 28, 1963 | Portland | L 6-41 | 18,721 | — | — | 13 | 43 | 168 | 0 | 10- 7-1 | 127 | 1 | 53 | 295 | 25 | 56 | 275 | 1 | 27-16-1 | 219 | 5 | 83 | 494 | |
| Sept. 26, 1964 | Boulder | L 7-14 | 17,500 | — | — | 14 | 57 | 129 | 1 | 8- 5-0 | 47 | 0 | 65 | 176 | 11 | 46 | 134 | 1 | 8- 4-0 | 95 | 1 | 54 | 229 | |
| Sept. 24, 1983 | Boulder | W 38-14 | 33,504 | — | — | 20 | 41 | 252 | 3 | 20-13-2 | 210 | 1 | 61 | 462 | 22 | 43 | 99 | 0 | 48-20-2 | 283 | 2 | 91 | 382 | |
| Sept. 24, 1988 | Boulder | W 28-21 | 41,297 | — | — | 16 | 51 | 308 | 4 | 9- 6-0 | 190 | 0 | 60 | 498 | 23 | 32 | 119 | 1 | 38-27-0 | 353 | 2 | 70 | 472 | |
| Sept. 28, 2013 | Corvallis | L 17-44 | 44,279 | — | — | 14 | 35 | 154 | 0 | 34-14-2 | 146 | 2 | 69 | 300 | 29 | 34 | 120 | 0 | 54-28-1 | 420 | 6 | 88 | 540 | PAC12 |
| Oct. 4, 2014 | Boulder | L 31-36 | 36,415 | — | — | 25 | 28 | 123 | 2 | 49-32-1 | 308 | 2 | 77 | 431 | 22 | 32 | 167 | 3 | 37-27-0 | 278 | 1 | 69 | 445 | PAC12 |
| Oct. 24, 2015 | Corvallis (N) | W 17-13 | 36,977 | — | — | 20 | 44 | 171 | 1 | 24-17-0 | 157 | 1 | 68 | 328 | 17 | 41 | 202 | 1 | 32-13-1 | 199 | 0 | 73 | 401 | PAC12 |

### CU INDIVIDUAL HIGHS

**Most Yards Rushing**: 211, Eric Bieniemy, Sept. 24, 1988
**Most Receptions:** 6, on three occasions
**Most Yards Passing:** 308. Sefo Liufau, Oct. 4, 2014
**Most Yards Receiving:** 143, Ron Brown, Sept. 24, 1983

## SOUTHERN CALIFORNIA

| Date | Site | Result | Attend. | Rank CU | Rank USC | CU FD | Rushing att | Rushing yds | Rushing td | Passing a-c-i | Passing yds | Passing td | Tot Off no | Tot Off yds | USC FD | Rushing att | Rushing yds | Rushing td | Passing a-c-i | Passing yds | Passing td | Tot Off no | Tot Off yds | TV |
|---|---|---|---|---|---|---|---|---|---|---|---|---|---|---|---|---|---|---|---|---|---|---|---|---|
| Nov. 12, 1927 | Los Angeles | L 7-46 | | — | — | Stats N/A | | | | | | | | | | | | | | | | | | |
| Sept. 21, 1963 | Boulder | L 0-14 | 27,000 | — | 1 | 4 | 40 | 83 | 0 | 1- 0-0 | 0 | 0 | 41 | 83 | 14 | 53 | 159 | 2 | 22- 6-2 | 71 | 0 | 75 | 230 | |
| Sept. 18, 1964 | Los Angeles (N) | L 0-21 | 39,173 | — | 13 | 16 | 50 | 145 | 0 | 14- 8-1 | 99 | 0 | 64 | 244 | 15 | 47 | 270 | 3 | 12- 6-0 | 103 | 0 | 59 | 373 | |
| Sept. 9, 2000 | Los Angeles (N) | L 14-17 | 65,153 | — | 11 | 20 | 38 | 137 | 0 | 27-17-0 | 231 | 2 | 65 | 368 | 22 | 38 | 158 | 1 | 31-25-1 | 275 | 1 | 69 | 433 | ABC |
| Sept. 14, 2002 | Boulder | L 3-40 | 53,119 | 18 | 17 | 4 | 35 | 37 | 0 | 13- 2-1 | 24 | 1 | 48 | 61 | 22 | 41 | 181 | 4 | 31-22-0 | 244 | 0 | 72 | 425 | ABC |
| Nov. 4, 2011 | Boulder (N) | L 17-42 | 50,083 | — | 21 | 19 | 25 | 134 | 0 | 37-17-0 | 250 | 2 | 62 | 384 | 31 | 33 | 243 | 0 | 39-25-1 | 318 | 6 | 72 | 561 | ESPN |
| Oct. 20, 2012 | Los Angeles | L 6-50 | 83,274 | — | 11 | 25 | 42 | 103 | 0 | 43-23-3 | 248 | 0 | 85 | 351 | 22 | 23 | 118 | 0 | 25-23-0 | 340 | 7 | 48 | 458 | PAC12 |
| Nov. 23, 2013 | Boulder (N) | L 29-47 | 36,005 | — | 23 | 18 | 31 | 124 | 1 | 33-17-1 | 188 | 2 | 64 | 312 | 20 | 41 | 243 | 4 | 30-20-0 | 206 | 2 | 71 | 449 | PAC12 |
| Oct. 18, 2014 | Los Angeles | L 28-56 | 74,756 | — | 22 | 27 | 46 | 172 | 2 | 49-31-2 | 231 | 2 | 95 | 403 | 21 | 33 | 213 | 1 | 28-19-0 | 319 | 7 | 61 | 532 | PAC12 |
| Nov. 13, 2015 | Boulder (N) | L 24-27 | 37,905 | — | — | 21 | 36 | 59 | 1 | 31-24-0 | 222 | 2 | 67 | 281 | 19 | 37 | 129 | 0 | 27-17-1 | 204 | 3 | 64 | 333 | ESPN2 |

### CU INDIVIDUAL HIGHS

**Most Yards Rushing:** 150, Marcus Houston, Sept. 9, 2000
**Most Yards Passing:** 250, Tyler Hansen, Nov. 2, 2011
**Most Receptions:** 9, Nelson Spruce, Oct. 18, 2014
**Most Yards Receiving:** 112, Toney Clemons, Nov. 4, 2011

## STANFORD

| Date | Site | Result | Attend. | Rank CU | Rank SU | CU FD | Rushing att | Rushing yds | Rushing td | Passing a-c-i | Passing yds | Passing td | Tot Off no | Tot Off yds | SU FD | Rushing att | Rushing yds | Rushing td | Passing a-c-i | Passing yds | Passing td | Tot Off no | Tot Off yds | TV |
|---|---|---|---|---|---|---|---|---|---|---|---|---|---|---|---|---|---|---|---|---|---|---|---|---|
| Nov. 25, 1904 | Denver | L 0-33 | | — | — | Stats N/A | | | | | | | | | | | | | | | | | | |
| Sept. 10, 1977 | Boulder | W 27-21 | 50,482 | 12 | — | 23 | 62 | 262 | 2 | 25-16-1 | 231 | 1 | 87 | 493 | 18 | 44 | 170 | 1 | 35-20-2 | 258 | 2 | 79 | 428 | |
| Sept. 19, 1987 | Boulder | W 31-17 | 45,073 | — | — | 27 | 80 | 413 | 4 | 9- 3-1 | 60 | 0 | 89 | 473 | 15 | 21 | 72 | 0 | 33-17-2 | 207 | 2 | 54 | 279 | KCNC (l) |
| Sept. 6, 1990 | Boulder (N) | W 21-17 | 50,669 | 6 | — | 18 | 55 | 253 | 3 | 18- 9-1 | 179 | 0 | 73 | 432 | 10 | 34 | 75 | 2 | 29-18-1 | 155 | 0 | 63 | 230 | ESPN |
| Sept. 28, 1991 | Palo Alto | L 21-28 | 57,394 | 17 | — | 14 | 41 | 153 | 1 | 20- 9-0 | 117 | 1 | 61 | 270 | 24 | 52 | 247 | 4 | 28-17-1 | 238 | 0 | 80 | 485 | ABC (r) |
| Sept. 18, 1993 | Palo Alto (N) | L 37-41 | 52,100 | 7 | 20 | 26 | 55 | 274 | 5 | 30-13-1 | 277 | 0 | 85 | 551 | 19 | 25 | 61 | 1 | 45-32-2 | 410 | 5 | 70 | 471 | ESPN |
| Oct. 8, 2011 | Palo Alto | L 7-48 | 50,360 | — | 7 | 11 | 27 | 60 | 0 | 30-16-1 | 204 | 1 | 57 | 264 | 28 | 35 | 161 | 3 | 35-27-1 | 392 | 3 | 70 | 553 | Versus |
| Nov. 3, 2012 | Boulder | L 0-48 | 44,138 | — | 15 | 6 | 21 | -21 | 0 | 23-12-1 | 97 | 0 | 44 | 76 | 25 | 39 | 306 | 3 | 35-25-0 | 230 | 2 | 74 | 436 | FX |
| Nov. 7, 2015 | Boulder | L 10-42 | 40,142 | — | 9 | 15 | 30 | 83 | 1 | 23-13-2 | 148 | 0 | 53 | 231 | 25 | 48 | 275 | 3 | 27-18-1 | 197 | 3 | 75 | 472 | PAC12 |

### CU INDIVIDUAL HIGHS

**Most Yards Rushing:** 152, James Mayberry, Sept. 10, 1977
**Most Yards Passing:** 277, Kordell Stewart, Sept. 18, 1993
**Most Receptions:** 8, Charles Johnson, Sept. 18, 1993
**Most Yards Receiving:** 172, Charles Johnson, Sept. 18, 1993

## UCLA

| Date | Site | Result | Attend. | Rank CU | Rank LA | CU FD | Rushing att | Rushing yds | Rushing td | Passing a-c-i | Passing yds | Passing td | Tot Off no | Tot Off yds | LA FD | Rushing att | Rushing yds | Rushing td | Passing a-c-i | Passing yds | Passing td | Tot Off no | Tot Off yds | TV |
|---|---|---|---|---|---|---|---|---|---|---|---|---|---|---|---|---|---|---|---|---|---|---|---|---|
| Sept. 13, 1980 | Los Angeles | L 14-56 | 37,205 | — | — | 20 | 52 | 225 | 1 | 30-19-1 | 205 | 1 | 82 | 430 | 18 | 56 | 267 | 7 | 10- 7-0 | 85 | 1 | 66 | 352 | |
| Oct. 3, 1981 | Los Angeles | L 7-27 | 40,347 | — | 16 | 10 | 36 | 107 | 0 | 25-10-1 | 54 | 1 | 61 | 161 | 22 | 55 | 179 | 0 | 25-13-1 | 258 | 2 | 80 | 437 | |
| Oct. 2, 1982 | Boulder | L 6-34 | 38,702 | — | 9 | 12 | 31 | 57 | 0 | 30-19-2 | 125 | 0 | 61 | 182 | 27 | 41 | 102 | 3 | 32-20-1 | 338 | 1 | 73 | 440 | KTLA (l) |
| Sept. 29, 1984 | Boulder | L 16-33 | 38,925 | — | 17 | 25 | 33 | 31 | 0 | 46-22-1 | 311 | 1 | 79 | 342 | 16 | 49 | 202 | 2 | 23-13-0 | 193 | 1 | 72 | 395 | |
| Sept. 21, 2002 | Los Angeles | W 31-17 | 63,880 | — | 20 | 27 | 51 | 325 | 3 | 23-12-0 | 146 | 0 | 74 | 471 | 20 | 28 | 62 | 0 | 36-22-1 | 222 | 2 | 64 | 284 | ABC |
| Sept. 6, 2003 | Boulder | W 16-14 | 48,584 | 24 | — | 21 | 47 | 88 | 1 | 31-21-0 | 157 | 1 | 78 | 245 | 13 | 26 | 38 | 0 | 30-17-0 | 205 | 3 | 56 | 243 | ABC (r) |
| Nov. 19, 2011 | Los Angeles | L 6-45 | 57,334 | — | — | 15 | 28 | 87 | 0 | 32-17-3 | 142 | 1 | 60 | 229 | 24 | 44 | 328 | 2 | 19-15-0 | 225 | 4 | 63 | 553 | Versus |
| Sept. 29, 2012 | Boulder | L 14-42 | 46,893 | — | — | 14 | 30 | 83 | 0 | 35-23-1 | 226 | 2 | 65 | 309 | 29 | 44 | 211 | 4 | 40-25-0 | 281 | 2 | 84 | 492 | PAC12 |
| Nov. 2, 2013 | Los Angeles | L 23-45 | 80,377 | — | 17 | 26 | 40 | 134 | 1 | 36-25-0 | 247 | 1 | 76 | 381 | 18 | 33 | 139 | 4 | 24-19-0 | 273 | 2 | 57 | 412 | FOX-S1 |
| Oct. 25, 2014 | Boulder (2 OT) | L 37-40 | 37,442 | — | 25 | 31 | 45 | 233 | 2 | 46-28-2 | 267 | 2 | 91 | 500 | 21 | 37 | 309 | 4 | 39-24-0 | 200 | 1 | 76 | 509 | PAC12 |
| Oct. 31, 2015 | Los Angeles | L 31-35 | 51,508 | — | 24 | 34 | 56 | 242 | 2 | 58-37-2 | 312 | 0 | 114 | 554 | 16 | 26 | 138 | 3 | 33-19-0 | 262 | 1 | 59 | 400 | PAC12 |

### CU INDIVIDUAL HIGHS

**Most Yards Rushing:** 188, Chris Brown, Sept. 21, 2002
**Most Yards Passing:** 312, Sefo Liufau, Oct. 31, 2015
**Most Receptions:** 11, Nelson Sprtuce, Oct. 31, 2015
**Most Yards Receiving:** 145, Jon Embree, Sept. 29, 1984

## UTAH

| Date | Site | Result | Attend. | Rank CU | Rank UU | CU FD | Rushing att | Rushing yds | Rushing td | Passing a-c-i | Passing yds | Passing td | Tot Off no | Tot Off yds | UU FD | Rushing att | Rushing yds | Rushing td | Passing a-c-i | Passing yds | Passing td | Tot Off no | Tot Off yds | TV |
|---|---|---|---|---|---|---|---|---|---|---|---|---|---|---|---|---|---|---|---|---|---|---|---|---|
| Stats for first 41 games in the series are not available | | | | | | | | | | | | | | | | | | | | | | | | |
| Oct. 13, 1945 | Boulder | W 18-13 | | — | — | 6 | | 83 | 3 | 6- 4-0 | 68 | 0 | | 151 | 13 | | 186 | 2 | 22- 7-4 | 49 | 0 | | 235 | |
| Nov. 2, 1946 | Salt Lake City | L 0- 7 | 10,575 | — | — | 7 | 47 | 228 | 0 | 14- 1-5 | 11 | 0 | 61 | 239 | 9 | 57 | 298 | 1 | 19- 6-2 | 52 | 0 | 76 | 350 | |
| Nov. 1, 1947 | Boulder | L 7-13 | 22,000 | — | — | 14 | 44 | 79 | 1 | 12- 6-3 | 110 | 0 | 56 | 189 | 8 | 37 | 119 | 0 | 16- 6-2 | 85 | 2 | 53 | 204 | |
| Oct. 30, 1948 | Salt Lake City | L 12-14 | 17,003 | — | — | 15 | 55 | 182 | 2 | 12- 3-0 | 40 | 0 | 67 | 222 | 14 | 41 | 210 | 0 | 11- 6-0 | 97 | 2 | 52 | 307 | |
| Oct. 29, 1949 | Boulder | W 14- 7 | 20,103 | — | — | 15 | 61 | 201 | 2 | 9- 3-2 | 59 | 0 | 70 | 260 | 11 | 43 | 222 | 1 | 7- 0-0 | 0 | 0 | 50 | 222 | |
| Oct. 28, 1950 | Salt Lake City | T 20-20 | 11,000 | — | — | 11 | 53 | 183 | 2 | 14- 5-4 | 54 | 0 | 67 | 237 | 11 | 41 | 151 | 1 | 25-14-2 | 118 | 2 | 66 | 269 | |
| Nov. 10, 1951 | Boulder | W 54- 0 | 14,048 | — | — | 23 | 68 | 452 | 6 | 12- 8-0 | 175 | 2 | 80 | 627 | 7 | 24 | 22 | 0 | 35-11-2 | 137 | 0 | 59 | 159 | |
| Nov. 1, 1952 | Salt Lake City | W 20-14 | 15,300 | — | — | 12 | 44 | 192 | 1 | 8- 6-0 | 73 | 1 | 52 | 265 | 22 | 51 | 246 | 1 | 31-16-1 | 131 | 1 | 82 | 377 | |
| Nov. 7, 1953 | Boulder | W 21- 0 | 18,500 | — | — | 10 | 47 | 161 | 2 | 6- 2-1 | 29 | 1 | 53 | 190 | 14 | 51 | 191 | 0 | 24- 9-7 | 58 | 0 | 75 | 249 | |
| Nov. 13, 1954 | Salt Lake City | W 20- 7 | 10,111 | — | — | 16 | 55 | 219 | 2 | 8- 2-1 | 41 | 0 | 63 | 260 | 11 | 36 | 53 | 0 | 23-14-0 | 152 | 1 | 59 | 205 | |
| Nov. 5, 1955 | Boulder | W 37- 7 | 20,500 | — | — | 21 | 58 | 249 | 1 | 15- 8-3 | 193 | 3 | 73 | 442 | 9 | 38 | 62 | 0 | 19-10-1 | 87 | 0 | 57 | 149 | |
| Nov. 17, 1956 | Salt Lake City | W 21- 7 | 9,773 | — | — | 18 | 68 | 331 | 2 | 12- 6-2 | 64 | 1 | 80 | 395 | 12 | 34 | 174 | 0 | 21- 7-2 | 120 | 1 | 55 | 294 | |
| Sept. 28, 1957 | Boulder | W 30-24 | 37,000 | — | — | 21 | 62 | 294 | 2 | 11- 6-1 | 137 | 2 | 73 | 431 | 17 | 35 | 82 | 1 | 26-17-2 | 248 | 2 | 61 | 330 | |
| Nov. 15, 1958 | Salt Lake City | W 7- 0 | 4,300 | — | — | 2 | 33 | 62 | 1 | 0- 0-0 | 0 | 0 | 33 | 62 | 14 | 55 | 190 | 0 | 9- 3-0 | 16 | 0 | 64 | 206 | |
| Nov. 11, 1961 | Boulder | L 12-21 | 25,000 | 8 | — | 17 | 34 | 210 | 0 | 24-10-3 | 208 | 2 | 58 | 418 | 22 | 53 | 233 | 2 | 19-12-0 | 131 | 1 | 72 | 364 | |
| Sept. 22, 1962 | Salt Lake City | L 21-37 | 25,878 | — | — | 21 | 36 | 103 | 2 | 32-18-2 | 208 | 0 | 68 | 311 | 17 | 36 | 195 | 1 | 16-12-0 | 234 | 3 | 52 | 429 | |
| Nov. 25, 2011 | Salt Lake City | W 17-14 | 45,026 | — | — | 20 | 30 | 109 | 1 | 36-22-1 | 264 | 1 | 66 | 373 | 15 | 33 | 89 | 1 | 25-18-0 | 185 | 1 | 58 | 274 | FSN |
| Nov. 23, 2012 | Boulder | L 35-42 | 46,052 | — | — | 25 | 35 | 112 | 3 | 52-30-4 | 306 | 1 | 87 | 418 | 18 | 36 | 208 | 3 | 25-13-0 | 128 | 1 | 61 | 336 | FX |
| Nov. 30, 2013 | Salt Lake City | L 17-24 | 45,023 | — | — | 20 | 25 | 48 | 0 | 47-24-1 | 273 | 2 | 72 | 321 | 21 | 44 | 155 | 2 | 33-19-1 | 233 | 1 | 77 | 388 | PAC12 |
| Nov. 29, 2014 | Boulder | L 34-38 | 39,155 | — | — | 18 | 32 | 116 | 3 | 31-20-1 | 317 | 3 | 63 | 433 | 21 | 35 | 128 | 1 | 37-25-0 | 311 | 1 | 72 | 439 | PAC12 |
| Nov. 28, 2015 | Salt Lake City | L 14-20 | 45,823 | — | — | 19 | 33 | 49 | 0 | 38-19-3 | 258 | 2 | 71 | 307 | 18 | 50 | 216 | 1 | 26-10-1 | 108 | 1 | 76 | 324 | PAC12 |

## UTAH *continued*

### CU INDIVIDUAL HIGHS

**Most Yards Rushing:** 162, Bob Stransky, Sept. 28, 1957
**Most Receptions:** 8, Ken Blair, Sept. 22, 1962
**Most Yards Passing:** 317, Sefo Liufau, Nov. 1, 2014
**Most Yards Receiving:** 112, Leon Mavity, Nov. 11, 1961

## WASHINGTON

| Date | Site | Result | Attend. | Rank CU | Rank UW | CU FD | Rushing att | Rushing yds | Rushing td | Passing a-c-i | Passing yds | Passing td | Tot Off no | Tot Off yds | UW FD | Rushing att | Rushing yds | Rushing td | Passing a-c-i | Passing yds | Passing td | Tot Off no | Tot Off yds | TV |
|---|---|---|---|---|---|---|---|---|---|---|---|---|---|---|---|---|---|---|---|---|---|---|---|---|
| Nov. 6, 1915 | Seattle | L 0-46 | | — | — | Stats N/A | | | | | | | | | | | | | | | | | | |
| Sept. 19, 1953 | Seattle | W 21-20 | 31,000 | — | — | 14 | 52 | 218 | 1 | 13- 3-2 | 67 | 2 | 65 | 285 | 16 | 29 | 107 | 2 | 42-19-1 | 285 | 1 | 71 | 392 | |
| Sept. 21, 1957 | Seattle | T 6- 6 | 32,500 | — | — | 14 | 61 | 238 | 1 | 8- 2-0 | 2 | 0 | 69 | 240 | 7 | 41 | 146 | 0 | 7- 2-1 | 63 | 1 | 48 | 209 | |
| Sept. 19, 1959 | Boulder | L 12-21 | 23,678 | — | — | 14 | 41 | 76 | 1 | 24-15-2 | 167 | 0 | 65 | 243 | 13 | 53 | 172 | 1 | 7- 4-1 | 61 | 1 | 60 | 233 | |
| Sept. 18, 1976 | Seattle | W 21- 7 | 36,600 | — | — | 21 | 63 | 244 | 3 | 7- 5-0 | 60 | 0 | 70 | 304 | 19 | 40 | 106 | 1 | 28-17-1 | 181 | 0 | 68 | 287 | ABC (r) |
| Dec. 30, 1985 | Anaheim *(Freedom)* | L 17-20 | 30,961 | — | — | 15 | 58 | 190 | 1 | 10- 2-0 | 44 | 1 | 68 | 234 | 20 | 43 | 207 | 2 | 26-15-1 | 141 | 0 | 69 | 348 | Lorimar |
| Sept. 30, 1989 | Seattle | W 45-28 | 69,152 | 5 | 21 | 20 | 60 | 420 | 6 | 3- 2-1 | 65 | 0 | 63 | 485 | 25 | 28 | 110 | 1 | 45-23-3 | 259 | 1 | 73 | 369 | KCNC (l) |
| Sept. 29, 1990 | Boulder | W 20-14 | 52,868 | 20 | 12 | 22 | 56 | 183 | 2 | 15- 8-1 | 179 | 0 | 71 | 362 | 17 | 32 | 122 | 1 | 34-16-3 | 190 | 1 | 66 | 312 | PSN (r) |
| Dec. 30, 1996 | San Diego *(N; Holiday)* | W 33-21 | 54,749 | 8 | 13 | 24 | 30 | 43 | 0 | 45-25-0 | 371 | 3 | 75 | 414 | 18 | 37 | 138 | 2 | 37-21-1 | 203 | 0 | 74 | 341 | ESPN |
| Sept. 25, 1999 | Seattle | L 24-31 | 72,068 | — | — | 25 | 25 | 122 | 1 | 36-19-2 | 167 | 0 | 61 | 289 | 21 | 52 | 205 | 2 | 23-12-1 | 210 | 0 | 75 | 415 | ABC |
| Sept. 16, 2000 | Boulder | L 14-17 | 50,454 | — | 9 | 16 | 35 | 69 | 0 | 27-15-0 | 174 | 1 | 62 | 243 | 24 | 49 | 205 | 1 | 29-15-2 | 200 | 1 | 78 | 405 | ABC (r) |
| Oct. 15, 2011 | Seattle | L 24-52 | 62,147 | — | — | 17 | 27 | 62 | 2 | 38-22-0 | 207 | 1 | 65 | 269 | 31 | 40 | 295 | 3 | 30-23-0 | 267 | 4 | 70 | 562 | FCS-P |
| Nov. 17, 2012 | Boulder | L 3-38 | 43,148 | — | — | 10 | 31 | 90 | 0 | 23-10-2 | 51 | 0 | 54 | 141 | 22 | 38 | 228 | 0 | 29-22-0 | 248 | 5 | 67 | 476 | FX |
| Nov. 9, 2013 | Seattle (N) | L 7-59 | 66,599 | — | — | 15 | 37 | 128 | 0 | 25-14-2 | 171 | 1 | 62 | 299 | 28 | 51 | 316 | 4 | 29-22-0 | 312 | 2 | 80 | 628 | PAC12 |
| Nov. 1, 2014 | Boulder | L 23-38 | 35,633 | — | — | 24 | 37 | 181 | 0 | 52-36-1 | 314 | 2 | 89 | 495 | 14 | 40 | 236 | 1 | 19-13-0 | 206 | 2 | 59 | 442 | PAC12 |

### CU INDIVIDUAL HIGHS

**Most Yards Rushing:** 143, Eric Bieniemy, Sept. 29, 1990
**Most Receptions:** 13, Nelson Spruce, Nov. 1, 2014
**Most Yards Passing:** 371, Koy Detmer, Dec. 30, 1996
**Most Yards Receiving:** 162, Rae Carruth, Dec. 30, 1996

## WASHINGTON STATE

| Date | Site | Result | Attend. | Rank CU | Rank WSU | CU FD | Rushing att | Rushing yds | Rushing td | Passing a-c-i | Passing yds | Passing td | Tot Off no | Tot Off yds | WSU FD | Rushing att | Rushing yds | Rushing td | Passing a-c-i | Passing yds | Passing td | Tot Off no | Tot Off yds | TV |
|---|---|---|---|---|---|---|---|---|---|---|---|---|---|---|---|---|---|---|---|---|---|---|---|---|
| Sept. 19, 1981 | Boulder | L 10-14 | 35,277 | — | — | 23 | 57 | 205 | 1 | 24-14-1 | 154 | 0 | 81 | 359 | 14 | 47 | 220 | 1 | 12- 4-0 | 39 | 0 | 59 | 259 | |
| Sept. 18, 1982 | Spokane | W 12- 0 | 30,923 | — | — | 16 | 58 | 241 | 0 | 15- 2-0 | 20 | 0 | 73 | 261 | 14 | 43 | 107 | 0 | 27- 9-1 | 75 | 0 | 70 | 182 | KWGN (l) |
| Sept. 26, 1987 | Boulder | W 26-17 | 43,527 | — | — | 21 | 70 | 425 | 2 | 5- 1-0 | 30 | 0 | 75 | 455 | 22 | 34 | 79 | 0 | 52-28-2 | 264 | 2 | 86 | 343 | |
| Aug. 31, 1996 | Boulder | W 37-19 | 51,481 | 5 | — | 23 | 46 | 192 | 1 | 40-22-1 | 278 | 3 | 86 | 470 | 9 | 21 | 5 | 1 | 33-13-1 | 163 | 1 | 54 | 168 | ABC (r) |
| Sept. 13, 2003 | Boulder | L 26-47 | 48,146 | 17 | — | 21 | 34 | 97 | 0 | 55-32-2 | 348 | 3 | 48 | 61 | 16 | 33 | 153 | 1 | 33-17-1 | 310 | 3 | 66 | 463 | PPV |
| Sept. 11, 2004 | Seattle | W 20-12 | 56,188 | — | — | 7 | 37 | 47 | 0 | 24-12-1 | 78 | 0 | 61 | 125 | 20 | 40 | 15 | 1 | 52-19-1 | 387 | 1 | 92 | 402 | ABC |
| Oct. 1, 2011 | Boulder | L 27-31 | 51,928 | — | — | 20 | 38 | 161 | 1 | 24-15-1 | 175 | 2 | 62 | 336 | 28 | 27 | 79 | 1 | 49-32-1 | 376 | 3 | 76 | 455 | FCS-P |
| Sept. 22, 2012 | Pullman | W 35-34 | 31,668 | — | — | 26 | 38 | 186 | 3 | 42-29-1 | 345 | 2 | 80 | 531 | 23 | 22 | 50 | 0 | 60-32-2 | 401 | 4 | 82 | 451 | FX |
| Nov. 21, 2015 | Pullman | L 3-27 | 25,121 | — | 24 | 17 | 30 | 85 | 0 | 41-26-2 | 238 | 0 | 71 | 323 | 30 | 21 | 149 | 1 | 57-30-1 | 332 | 2 | 78 | 481 | ESPN2 |

### CU INDIVIDUAL HIGHS

**Most Yards Rushing:** 185, Sal Aunese, Sept. 26, 1987
**Most Receptions:** 11, Derek McCoy, Sept. 13, 2003
**Most Yards Passing:** 345, Jordan Webb, Sept. 21, 2012
**Most Yards Receiving:** 131, Derek McCoy, Sept. 13, 2003

**The ESPN Game Day crew has been to Boulder three times, the last in 1996.**

# COACHING RECORDS

| Coach *(Alma Mater)* | Seasons | Years | Games | W | L | T | Pct. | Pts. | Opp. |
|---|---|---|---|---|---|---|---|---|---|
| Harry Heller *(Baker/Colorado '85)* | 1894 | 1 | 9 | 8 | 1 | 0 | .889 | 288 | 32 |
| Willis Keinholtz *(Minnesota)* | 1905 | 1 | 9 | 8 | 1 | 0 | .889 | 359 | 28 |
| *Fred Folsom *(Dartmouth)* | 1895-99; 01-02; 08-15 | 15 | 102 | 77 | 23 | 2 | .765 | 1813 | 555 |
| Dave Cropp *(Lenox/Wisconsin)* | 1903-04 | 2 | 19 | 14 | 4 | 1 | .763 | 384 | 112 |
| Rick Neuheisel *(UCLA '84)* | 1995-98 | 4 | 47 | 33 | 14 | 0 | .702 | 1398 | 1008 |
| Myron Witham *(Dartmouth '05)* | 1920-31 | 12 | 96 | 63 | 26 | 7 | .693 | 1525 | 841 |
| William Saunders *(Auburn/Navy '16)* | 1932-34 | 3 | 24 | 15 | 7 | 2 | .667 | 413 | 137 |
| #Brian Cabral *(Colorado '78)* | 2010 | 1 | 3 | 2 | 1 | 0 | .667 | 95 | 95 |
| Bunny Oakes *(Illinois '23)* | 1935-39 | 5 | 41 | 25 | 15 | 1 | .662 | 685 | 332 |
| Frank Potts *(Oklahoma '27)* | 1940; 1944-45 | 3 | 25 | 16 | 8 | 1 | .660 | 494 | 236 |
| Sonny Grandelius *(Michigan State '51)* | 1959-61 | 3 | 31 | 20 | 11 | 0 | .645 | 468 | 414 |
| Bill Mallory *(Miami, Ohio '58)* | 1974-78 | 5 | 57 | 35 | 21 | 1 | .623 | 1358 | 1163 |
| Bill McCartney *(Missouri '62)* | 1982-94 | 13 | 153 | 93 | 55 | 5 | .624 | 3977 | 3039 |
| Dallas Ward *(Oregon State '27)* | 1948-58 | 11 | 110 | 63 | 41 | 6 | .600 | 2497 | 1743 |
| T.C. Mortimer *(Simpson '96/Chicago)* | 1900 | 1 | 10 | 6 | 4 | 0 | .600 | 150 | 78 |
| Jim Yeager *(Kansas State '31)* | 1941-43; 1946-47 | 5 | 43 | 24 | 17 | 2 | .581 | 663 | 590 |
| Eddie Crowder *(Oklahoma '55)* | 1963-73 | 11 | 118 | 67 | 49 | 2 | .571 | 2528 | 2105 |
| Gary Barnett *(Missouri '69)* | 1999-2005 | 7 | 88 | 49 | 38 | 0 | .563 | 2385 | 2256 |
| Frank Castleman *(Colgate)* | 1906-07 | 2 | 17 | 7 | 6 | 4 | .529 | 155 | 96 |
| Melbourne "Bob" Evans *(James Millikin U.)* | 1916-17 | 2 | 15 | 7 | 7 | 1 | .500 | 154 | 218 |
| Joe Mills *(Denver)* | 1918-19 | 2 | 11 | 4 | 6 | 1 | .409 | 130 | 138 |
| Dan Hawkins *(UC-Davis '84)* | 2006-10 | 5 | 58 | 19 | 39 | 0 | .328 | 1255 | 1621 |
| Mike MacIntyre *(Georgia Tech '89)* | 2013-15 | 3 | 37 | 10 | 27 | 0 | 270 | 967 | 1284 |
| Chuck Fairbanks *(Michigan State '55)* | 1979-81 | 3 | 33 | 7 | 26 | 0 | .212 | 469 | 1047 |
| Bud Davis *(Colorado '51)* | 1962 | 1 | 10 | 2 | 8 | 0 | .200 | 122 | 346 |
| Jon Embree *(Colorado '88)* | 2011-12 | 2 | 25 | 4 | 21 | 0 | .160 | 471 | 1027 |
| #Mike Hankwitz *(Michigan '70)* | 2005 | 1 | 1 | 0 | 1 | 0 | .000 | 10 | 19 |
| *None | 1890-93 | 4 | 20 | 7 | 13 | 0 | .350 | 310 | 463 |
| **Totals** | | **126** | **1,211** | **685** | **490** | **36** | **.581** | **25,523** | **21,023** |

*—Folsom's first game as a coach was the second game in 1895; the first game is included under the "None" category. #—Interim.

**Harry Heller**

**Fred Folsom**

**Frank Castleman**

**Joe Mills**

**Myron Witham**

**William Saunders**

**Bunny Oakes**

**Frank Potts**

**Jim Yeager**

**Dallas Ward**

**Sonny Grandelius**

**Bud Davis**

**Eddie Crowder**

**Bill Mallory**

**Chuck Fairbanks**

**Bill McCartney**

**Rick Neuheisel**

**Gary Barnett**

**Mike Hankwitz**

**Dan Hawkins**

**Brian Cabral**

**Jon Embree**

**Mike MacIntyre**

# ALL-TIME ASSISTANT COACHES

There have been 186 known full-time assistant coaches, not including strength coaches, administrative assistants, recruiting coordinators and operations directors in Colorado football history. The list of those who have helped head coaches through the years (minimal information available prior to 1918):

| Name (Alma Mater) | Position(s) | Seasons | |
|---|---|---|---|
| Adams, Klayton *(Boise State '05)* | RB, TE | ( 3) | 2013-15 |
| Ambrose, Ashley *(Mississippi Valley State '92)* | CB | ( 1) | 2010 |
| Ashmore, J.N. | | ( 1) | 1918 |
| Baer, Kent *(Utah State '73)* | **DC**, LB | ( 2) | 2013-14 |
| Bandison, Romeo *(Oregon '94)* | DL | ( 5) | 2006-10 |
| Barfield, Maurice "Red" | | ( 1) | 1944 |
| *Barnett, Gary *(Missouri '69)* | RB, QB, FB, **OC** | ( 8) | 1984-91 |
| Barry, Mike *(Southern Illinois '69)* | OG/C | ( 6) | 1987-92 |
| Bartlett, Chris *(Colorado '28)* | E | ( 1) | 1940 |
| Bassett, Harold *(Iowa State '72)* | LB | ( 1) | 1981 |
| Batta, Tom *(Kent State '65)* | DT | ( 5) | 1974-78 |
| Beattie, Bob *(Middlebury '55)* | FR (Asst.) | ( 6) | 1956-61 |
| Beckett, Bob *(Wyoming '50)* | L | ( 1) | 1962 |
| Beers, Hugh | | ( 1) | 1922 |
| Belu, George *(Ohio '62)* | **OC** | ( 5) | 1974-78 |
| Benz, Duke *(St. Lawrence '39)* | DE | ( 1) | 1972 |
| Beresford, Howard *(Colorado '18)* | | ( 3) | 1926-28 |
| Bernardi, Gary *(Cal State-Northridge '76)* | OL | ( 3) | 2013-15 |
| Bernstein, Steve *(Occidental '67)* | DB | ( 3) | 1985-87 |
| Bielat, Larry *(Michigan State '60)* | | ( 2) | 1966-67 |
| Bieniemy, Eric *(Colorado '01)* | RB, **OC** | ( 4) | 2001-02, 2011-12 |
| Blair, Ken *(Colorado '63)* | OLB | ( 5) | 1966-70 |
| Boerio, Charles *(Illinois '52)* | LB | ( 3) | 1959-61 |
| Borbely, Dave *(DePauw '81)* | OL | ( 4) | 2002-05 |
| Bradley, Paul *(Colorado '33)* | E | ( 4) | 1941-42, 1946-47 |
| *Brandon, Gregg *(Northern Colorado '78)* | WR, RC | ( 2) | 1999-2000 |
| Bray, Craig *(UNLV '75)* | DB | ( 2) | 2004-05 |
| Brookhart, J.D. *(Colorado State '88)* | TE/ST | ( 2) | 2011-12 |
| Brown, Greg *(Texas-El Paso '80)* | DB, **DC** | ( 9) | 1991-1993, 2006-09, 2011-12 |
| Brown, Irv *(Northern Colorado '57)* | FR | ( 1) | 1972 |
| Braun, Ray *(North Dakota State '62)* | DL | ( 2) | 1979-80 |
| Bynum, Mike *(Colorado '69)* | QB | ( 1) | 1973 |
| Cabe, Gary (USC '63) | WR | ( 2) | 1980-81 |
| *Cable, Tom *(Idaho '86)* | OL, **OC** | ( 2) | 1998-99 |
| Cabral, Brian *(Colorado '78)* | LB, AH | (23) | 1990-2012 |
| *Caldwell, Jim *(Iowa '77)* | OLB, WR, QB | ( 3) | 1982-84 |
| Cantwell, Phil *(Notre Dame '51)* | E | ( 1) | 1962 |
| Caranci, Roland *(Colorado '43)* | L | ( 1) | 1945 |
| Carlson, Harry *(Springfield '20)* | | ( 1) | 1928 |
| Christoff, A.J. *(Idaho '72)* | DC, DB | ( 4) | 1995-98 |
| *Claiborne, Jerry *(Kentucky '50)* | AH, **DC** | ( 1) | 1971 |
| Clark, Charles *(Mississippi '07)* | DB | ( 3) | 2013-15 |
| Collins, Ron *(Washington State '87)* | **DC** | ( 5) | 2006-10 |
| Cooney, Jim | | ( 1) | 1922 |
| Corradini, Ron *(Miami, Ohio '61)* | DB | ( 5) | 1974-78 |
| *Cortese, Bob *(Colorado '65)* | RB | ( 1) | 1978 |
| Cox, Forrest *(Kansas '31)* | B | ( 7) | 1935-41 |
| Culpepper, Pat *(Texas '63)* | | ( 2) | 1965, 1968 |
| Cumm, B. I. | | ( 1) | 1920 |
| *Dalton, Kay *(Colorado State '52)* | QB | ( 2) | 1971-72 |
| Davidson, Hugh *(Colorado '52)* | FR | ( 4) | 1954-57 |
| Dickey, Doug (Florida '54) | AH, **OC** | ( 1) | 1979 |
| *Dickerson, Ron *(Kansas State '70)* | AH, DB | ( 3) | 1982-84 |
| *DiNardo, Gerry *(Notre Dame '75)* | DL, OT, TE, **OC** | ( 9) | 1982-90 |
| Dorrell, Karl *(UCLA '86)* | WR, **OC**, QB | ( 6) | 1992-93, 1995-98 |
| *Dotsch, Roland *(Michigan State '55)* | B | ( 1) | 1961 |
| Driskill, Walter *(Colorado '36)* | FR | ( 4) | 1937-40 |
| Durchik, Gary *(Miami, Ohio '65)* | OG-C | ( 5) | 1974-78 |
| Duval, Rick *(Worcester '61)* | AA, WR, RC | ( 5) | 1968-72 |
| Embree, Jon *(Colorado '87)* | TE, DL, WR | (10) | 1993-2002 |
| Evans, Dale *(West Virginia '60)* | **DC**, ILB | ( 1) | 1982 |
| Farhat, Ed *(Ferris Institute '49)* | DB | ( 1) | 1962 |
| *Feldman, Rudy *(UCLA '55)* | AH | ( 4) | 1963-66 |
| Flannagan, Chris | | ( 1) | 1944 |
| Foote, Percy | | ( 1) | 1906 |
| Foster, Bob *(UC-Davis '64)* | OLB | ( 1) | 2009 |
| Franklin, Chet *(Utah '57)* | **OC** | ( 8) | 1963-70 |
| Franklin, Walter *(Colorado '22)* | | ( 6) | 1923-28 |
| Frease, Don *(Oregon '72)* | WR | ( 4) | 1987-90 |
| Gentry, Eugene *(Minnesota '34)* | E | ( 4) | 1948-51 |

**Barnett**

**I. Brown**

**Caldwell**

**DiNardo**

**Embree**

**Feldman**

| Name (Alma Mater) | Position(s) | Seasons | |
|---|---|---|---|
| Ghilotti, Bob *(Stanford '48)* | E | ( 3) | 1959-61 |
| Gilmore, Ted *(Wyoming '91)* | WR | ( 2) | 2003-04 |
| Goldston, Ralph *(Youngstown State '52)* | RB | ( 1) | 1973 |
| Gregory, Ben *(Nebraska '69)* | RB | ( 6) | 1991-96 |
| Grimes, Jeff *(Texas-El Paso '91)* | AH, OL | ( 2) | 2007-08 |
| Hagan, Darian *(Colorado '96)* | WR, RB | ( 6) | 2005-10 |
| Hamburg, George *(Colorado '43)* | E | ( 2) | 1944-45 |
| Hankwitz, Mike *(Michigan '70)* | OLB, **DC**, ILB, DB | (12) | 1985-94, 2004-05 |
| Hansen, Paul *(Oregon '75)* | QB | ( 1) | 1982 |
| Harper, Joe *(UCLA '59)* | | ( 5) | 1963-67 |
| Hauck, Bobby *(Montana '87)* | ST, RC, DB | ( 4) | 1995-98 |
| Heater, Chuck *(Michigan '75)* | TE | ( 5) | 1994-98 |
| Helfrich, Mark *(Southern Oregon '96)* | **OC**, QB | ( 3) | 2006-08 |
| Hochevar, Gene *(Northern Colorado '64)* | OL | ( 3) | 1979-81 |
| Hundley, Tim *(Oregon Coll. of Ed. '74)* | DT | ( 3) | 1996-98 |
| Hunter, John | | ( 1) | 1904 |
| *Iba, Henry | | ( 1) | 1933 |
| Inge, William *(Iowa '96)* | DL | ( 1) | 2005 |
| *James, Don *(Miami, Fla. '54)* | **DC** | ( 3) | 1968-70 |
| Jeffcoat, Jim *(Arizona State '82)* | DL | ( 3) | 2013-15 |
| Jenkins, Ray *(Colorado '42)* | FR, E | (10) | 1948-57 |
| Johnson, C.C. | | ( 2) | 1923-24 |
| Johnson, Denver *(Tulsa '81)* | OL | ( 2) | 2009-10 |
| Johnston, Frank *(Notre Dame '54)* | FR | ( 3) | 1959-61 |
| Joseph, Vance *(Colorado '94)* | CB | ( 2) | 2002-03 |
| Julius, Lannie *(San Jose State '65)* | RC | ( 3) | 1979-81 |
| Kassis, Tom *(Notre Dame '31)* | L | ( 1) | 1931 |
| Keith, Floyd *(Ohio Northern '70)* | RB, QB, WR | ( 5) | 1974-78 |
| Kemp, Frank | | ( 1) | 1918 |
| Kennan, Larry *(LaVerne '66)* | TE | ( 1) | 1971 |
| Kennedy, Bobby *(Northern Colorado '89)* | WR | ( 2) | 2011-12 |
| Kiesau, Eric *(Portland State '96)* | WR, **OC**, QB | ( 5) | 2006-10 |
| Knotts, Doug *(Duke '57)* | **DC**, LB | ( 3) | 1979-81 |
| Knowles, Ed *(Colorado '14)* | | ( 3) | 1921-23 |
| Kuzma, Tom *(Michigan '47)* | FR | ( 1) | 1947 |
| Lam, William "Kayo" *(Colorado '36)* | B | ( 2) | 1939-40 |
| LaRussa, Andy *(Southern Utah '02)* | CB, DE | ( 2) | 2013-14 |
| Leavitt, Jim *(Missouri '78)* | **DC**, LB | ( 1) | 2015 |
| Levine, Pete *(Oklahoma State '59)* | RB | ( 2) | 1980-81 |
| Lewis, Terry *(Southern '70)* | TE, OL | ( 6) | 1992-97 |
| Lindgren, Brian *(Idaho '04)* | **OC**, QB | ( 3) | 2013-15 |
| *Logan, Steve *(Tulsa '75)* | RB | ( 2) | 1985-86 |
| Lucas, Oliver *(LaVerne '74)* | RB | ( 6) | 1985-90 |
| Maier, Julian | | ( 1) | 1920 |
| Marciniak, Ron *(Kansas State '55)* | OL | ( 3) | 1979-81 |
| Marshall, Steve *(Louisville '79)* | OL | ( 4) | 2000-01, 2011-12 |
| Mason, John *(Oklahoma State '25)* | B, FR, AH | ( 9) | 1928-36 |
| McConlogue, Jim *(Moravian Coll. '47)* | | ( 1) | 1963 |
| McGhee, Kanavis *(Colorado '95)* | DL | ( 2) | 2011-12 |
| McGowan, C.B. *(Texas Southern '52)* | RB | ( 4) | 1969-72 |
| McMahon, Tom *(Montana '71)* | co-**DC**, DB | (3½) | 1999-Sp 2002 |
| McNeely, Mike *(NW Oklahoma St. '76)* | LB | ( 3) | 1982-84 |
| *Miles, Les *(Michigan '76)* | OL | ( 5) | 1982-86 |
| Mills, Joel | | ( 3) | 1919-21 |
| *Mondt, Bill *(Colorado '59)* | | ( 3) | 1964-66 |
| *Mora, Jim *(Occidental '57)* | DE, OLB, DB | ( 6) | 1968-73 |
| Moseley, Dick *(Eastern Michigan '56)* | DB | ( 3) | 1979-81 |
| Munns, Ralph *(Cornell '28)* | L | ( 4) | 1927-30 |
| Neinas, Toby *(Missouri '95)* | ST | ( 3) | 2013-15 |
| Nelson, Jack *(Gustavus Adolphos '50)* | E | ( 1) | 1958 |
| *Neuheisel, Rick *(UCLA '84)* | WR | ( 1) | 1994 |
| *Nystrom, Carl "Buck" *(Michigan State '56)* | OL | ( 5) | 1959-61; 1981-82 |
| Okruch, Vince *(Culver-Stockton '77)* | co-**DC**, OLB, **DC**, SS | ( 5) | 1999-2003 |
| Ortmeyer, Steve *(LaVerne '67)* | DL | ( 6) | 1968-73 |
| Pola, Kennedy *(USC '87)* | RB | ( 2) | 1997-98 |
| Polonchek, John *(Michigan State '51)* | AH | ( 3) | 1959-61 |
| *Potts, Frank *(Oklahoma '27)* | OL | (18) | 1927-39; 1941-43; 1946-47 |
| Prentup, Frank *(Kansas State '32)* | E, B | (18) | 1941-58 |
| Prince, Robert *(Humboldt State '90)* | WR | ( 1) | 2010 |
| Radakovich, Dan *(Penn State '56)* | **DC**, LB | ( 3) | 1971-73 |
| Reubin, Bob *(Bowling Green '61)* | **DC** | ( 5) | 1974-78 |
| Riddle, Kent *(Oregon State '92)* | TE, ST | ( 5) | 2006-10 |
| Rocchio, Wilbur | | ( 2) | 1943-44 |
| Russell, Matt *(Colorado '97)* | LB | ( 1) | 2000 |
| Sample, Sam *(Hastings '63)* | RB | ( 1) | 1983 |
| Sanders, John *(San Diego '75)* | TE | ( 2) | 1980-81 |
| Sayre, Elvin *(Illinois '37)* | L | ( 4) | 1937-40 |

**C. Franklin**

**Gregory**

**Hankwitz**

**James**

**Keith**

**Lucas**

| Name (Alma Mater) | Position(s) | Seasons |
|---|---|---|
| Scherer, Rip *(William & Mary '74)* | AH/QB | ( 2) 2011-12 |
| Schottel, Steve *(NW Missouri State '69)* | WR, RC | ( 1) 1982 |
| Sidwell, Steve *(Colorado '66)* | LB | ( 6) 1968-73 |
| *Simmons, Bob *(Bowling Green '71)* | OLB, DL, AH | ( 7) 1988-94 |
| Simms, Shawn *(Bowling Green '86)* | RB | ( 3) 2003-05 |
| Smeland, Chris *(San Luis Obispo '74)* | DE | ( 1) 1978 |
| Smith, Jim *(Notre Dame '52)* | B | ( 1) 1962 |
| Sneddon, Bob *(Colorado State '43)* | E | ( 2) 1952-53 |
| Stalwick, Don *(UCLA '53)* | | ( 2) 1963-64 |
| Stasica, Leo *(Colorado '43)* | B | ( 1) 1945 |
| Stavely, Dan *(Denver '36)* | FR | (15) 1958, 1963-76 |
| *Steckel, Les *(Kansas '68)* | TE, WR, **OC** | ( 6) 1973-76; 1991-92 |
| Stimack, Don *(Adams State '54)* | FR | ( 1) 1962 |
| Strausser, Chris *(Chico State '89)* | AH, OL | ( 1) 2006 |
| Tammariello, Augie *(Denver '60)* | OL | ( 6) 1968-73 |
| Taylor, Len | E | ( 1) 1943 |
| Taylor, Ron *(Missouri '62)* | RB, **OC**, QB | ( 2) 1982-83 |
| *Tepper, Lou *(Rutgers '66)* | **DC**, ILB, AH | ( 5) 1983-87 |
| Tuiasosopo, Mike *(Pacific Lutheran '89)* | DL | ( 2) 2011-12 |
| Tumpkin, Joe *(Michigan Tech '94)* | DB | ( 1) 2015 |
| Uzelac, Elliot *(Western Michigan '64)* | **OC**, OG/C | ( 2) 1993-94 |
| *Vanderlinden, Ron *(Albion '78)* | DL | ( 9) 1983-91 |
| Varnery | | ( 1) 1923 |
| *von Appen, Fred *(Linfield '64)* | DE | ( 1) 1995 |
| Vooletich, Milan *(Geneva '64)* | DB | ( 4) 1974-77 |
| Waite, Howard "Doc" *(Illinois)* | | ( 2) 1938-39 |
| Wallace, Dwight *(Bowling Green '66)* | QB, WR | ( 4) 1974-77 |
| Walls, Will *(TCU '37)* | T | ( 3) 1956-58 |
| Walters, Troy *(Stanford '99)* | WR | ( 3) 2013-15 |
| Ward, Dal *(Oregon State '27)* | **DC** | ( 1) 1962 |
| Watson, Shawn *(Southern Illinois '82)* | QB, **OC**, WR | ( 7) 1999-2005 |
| Webster, Jim *(North Carolina '72)* | LB | ( 2) 1979-80 |
| Wells, Marshall *(Minnesota '33)* | G-C | (11) 1948-58 |
| Williamson, Billy *(Georgia Tech '62)* | DB | ( 1) 1967 |
| Wilson, Chris *(Oklahoma '92)* | DL | ( 5) 2000-04 |
| Wolcott, Frank *(Colorado '01)* | | ( 5) 1919-23 |
| Wristen, John *(Southern Colorado '83)* | RB, TE | ( 7) 1999-2005 |
| Wyatt, Buddy *(TCU '89)* | DL | ( 1) 1999 |
| Yaralian, Zaven *(Nebraska '74)* | DB | ( 2) 1988-89 |

## Strength Coaches

| Name (Alma Mater) | Seasons |
|---|---|
| Bates, Brad *(Michigan '81)* | ( 3) 1982-84 |
| Blacken, Malcolm *(Virginia Tech '89)* | ( 2) 2011-12 |
| Finnegan, Greg *(Cornell '92)* | ( 2) 2003-04 |
| Forman, Dave *(James Madison '02)* | ( 3) 2013-15 |
| Kreis, E.J. "Doc" *(Clemson '76)* | (10) 1993-2002 |
| Larson, Mark *(Central Michigan '78)* | ( 4) 1985-88 |
| Madden, Jeff *(Vanderbilt '83)* | ( 4) 1989-92 |
| Pitman, Jeff *(Boise State '93)* | ( 5) 2006-10 |

## Support

*(Operation Directors/Recruiting Coordinators/Admin Assistants)*

| Name (Alma Mater) | Position(s) | Seasons |
|---|---|---|
| Barrett, Steve *(Oklahoma '69)* | AA | ( 1) 1981 |
| George, Rick *(Illinois '82)* | RC | ( 4) 1987-90 |
| Glynn, Mike *(Notre Dame '78)* | Ops | ( 2) 1991-92 |
| Hagan, Darian *(Colorado '96)* | RC | ( 1) 2011 |
| Hansburg, David *(Amherst '90)* | Ops | ( 6) 1999, 2002-06 |
| Heater, Chuck *(Michigan '75)* | Ops, RC | ( 1) 1993 |
| Hubbard, Ron *(Brockport State '69)* | AA | ( 2) 1979-80 |
| Marks, Chip *(Air Force '90)* | AA, Ops | ( 3) 2009-11 |
| McGinnis, Bryan *(San Jose State '07* | Ops | ( 3) 2013-15 |
| McNeely, Brian *(Wichita State '79)* | Ops | ( 2) 2000-01 |
| Nevin, Jerry *(UCLA '82)* | AA, Ops | ( 3) 1996-98 |
| Sample, Sam *(Hastings '63)* | RC | ( 1) 1984 |
| Sykes, Jashon *(Colorado '02)* | Ops | ( 2) 2011-12 |
| Toyama, Adam *(Hawai'i '04)* | RC | ( 3) 2013-15 |
| Tucker, Robert *(Willamette '97)* | Ops | ( 3) 2007-09 |

**(KEY**: *—went on to become a head coach in either college or the National Football League *after* his time at Colorado. Coaching positions listed in order as performed: AA—Administrative Assistant; AH—Assistant Head Coach; **DC**—Defensive Coordinator; FR—Freshmen; **OC**—Offensive Coordinator; Ops—Coordinator or Director of Football Operations; RC—Recruiting Coordinator).

**Mason**

**McMahon**

**Mora**

**Prentup**

**Stavely**

**Tepper**

# COLORADO'S CONFERENCE HISTORY

The Pac-12 Conference is technically the seventh conference in which the University of Colorado has been a member.

There were no organized leagues in the Rocky Mountain region when CU started playing football in 1890. In 1893, Colorado was a charter member of the Colorado Intercollegiate Athletic Association (CIAA; also known as the Colorado Football Association), joined by Denver, Colorado College, Colorado Mines and Colorado A & M. CU remained a member through 1908 (except 1905, when it withdrew from the state conference prior to the season).

In 1909, a new alignment called the Colorado Faculty Athletic Conference came into existence, with CU, CC, A & M and Mines the charter members. One year later in 1910, the name was changed to the Rocky Mountain Faculty Athletic Conference, as the league expanded geographically to include Utah and Denver, and later, Utah State (1914), Montana State (1917), Brigham Young (1918), Wyoming (1921), and Colorado Teachers College (now Northern Colorado) and Western State (1924). This new league, built on a foundation of faculty control, lasted through the 1936-37 school year.

On Dec. 4, 1937, after a serious gap that had developed between the elite of the RMAC and the smaller schools, seven schools split to form the Mountain States Conference. This new league consisted of CU, DU, A & M, Wyoming, Utah, Utah State and BYU. The remaining five schools continued on as the RMAC, which today remains one of the oldest conferences in the nation.

A decade later, CU athletics would change forever, as the Buffaloes were accepted into the Missouri Valley Intercollegiate Athletic Association (also known as the Big Six) on Dec. 1, 1947. Colorado started competition in this league in the 1948-49 school year, thus changing the group's name to the Big Seven. Other schools in the league were Iowa State, Kansas, Kansas State, Missouri, Nebraska and Oklahoma. When Oklahoma State rejoined the group after a three decade absence in 1958, the conference became known as the Big Eight.

On Feb. 25, 1994, the Big Eight announced expansion plans to include Baylor, Texas, Texas A&M and Texas Tech from the Southwest Conference, a league plagued with NCAA violations and probations over the previous decade; the merger of the four gave those schools a new start in the new Big 12. Later that year, Colorado was invited to join the Pacific-10 Conference, but because the Buffaloes had played a major role in helping form the Big 12, CU's Board of Regents voted 6-3 to remain in the Big 12, which assumed operations on July 1, 1996.

Then on June 11, 2010, Colorado was the first of several "dominoes" to fall nationally in conference realignment. The Buffaloes accepted an invitation to join the Pac-10, along with Utah to form the Pac-12 Conference on July 1, 2011. CU and Utah, old rivals from the first half of the 20th Century, joined Arizona, Arizona State, California, Oregon, Oregon State, USC, Stanford, UCLA, Washington and Washington State in what is known as the "conference of champions," the 12 schools owning 451 NCAA championships, over 200 more than any other conference.

# ALL-TIME CONFERENCE STANDINGS

*(Colorado did not belong to a conference or association its first three years of football.)*

## Colorado Football Association

*(also known as the Colorado Intercollegiate Athletic Conference)*

### 1893

| | Conference | | | | | Overall | | | | |
|---|---|---|---|---|---|---|---|---|---|---|
| | W | L | T | Pts | Opp | W | L | T | Pts | Opp |
| Colorado Mines | 3 | 0 | 0 | 42 | 16 | 4 | 1 | 0 | 96 | 50 |
| Colorado | 1 | 1 | 0 | 54 | 30 | 2 | 3 | 0 | 62 | 76 |
| Colorado State | 1 | 2 | 0 | 22 | 62 | 2 | 4 | 0 | 110 | 164 |
| Denver | 0 | 2 | 0 | 6 | 16 | 1 | 2 | 0 | 30 | 16 |

### 1894

| | Conference | | | | | Overall | | | | |
|---|---|---|---|---|---|---|---|---|---|---|
| | W | L | T | Pts | Opp | W | L | T | Pts | Opp |
| Colorado | 5 | 0 | 0 | 198 | 4 | 8 | 1 | 0 | 288 | 32 |
| Colorado Mines | 1 | 2 | 0 | 10 | 38 | 1 | 2 | 0 | 10 | 38 |
| Denver | 1 | 3 | 0 | 12 | 103 | 1 | 3 | 0 | 12 | 103 |
| Colorado College | 0 | 1 | 0 | 0 | 8 | 1 | 2 | 0 | 30 | 22 |
| Colorado State | 0 | 1 | 0 | 0 | 67 | 0 | 1 | 0 | 0 | 67 |

### 1895

| | Conference | | | | | Overall | | | | |
|---|---|---|---|---|---|---|---|---|---|---|
| | W | L | T | Pts | Opp | W | L | T | Pts | Opp |
| Colorado | 3 | 0 | 0 | 80 | 10 | 5 | 1 | 0 | 158 | 32 |
| Colorado Mines | 1 | 1 | 0 | 40 | 14 | 1 | 1 | 0 | 40 | 14 |
| Denver | 0 | 1 | 1 | 4 | 32 | 0 | 3 | 2 | 12 | 64 |
| Colorado College | 0 | 2 | 1 | 14 | 82 | 1 | 2 | 1 | 32 | 80 |

### 1896

| | Conference | | | | | Overall | | | | |
|---|---|---|---|---|---|---|---|---|---|---|
| | W | L | T | Pts | Opp | W | L | T | Pts | Opp |
| Colorado | 2 | 0 | 0 | 80 | 0 | 5 | 0 | 0 | 171 | 6 |
| Colorado Mines | 1 | 1 | 0 | 18 | 32 | 1 | 2 | 0 | 18 | 38 |
| Colorado College | 0 | 2 | 0 | 2 | 68 | 3 | 4 | 0 | 50 | 106 |

### 1897

| | Conference | | | | | Overall | | | | |
|---|---|---|---|---|---|---|---|---|---|---|
| | W | L | T | Pts | Opp | W | L | T | Pts | Opp |
| Colorado | 2 | 0 | 0 | 44 | 2 | 7 | 1 | 0 | 188 | 10 |
| Colorado Mines | 1 | 1 | 0 | 32 | 36 | 2 | 2 | 0 | 42 | 46 |
| Colorado College | 0 | 2 | 0 | 0 | 38 | 3 | 5 | 0 | 89 | 82 |

### 1898

| | Conference | | | | | Overall | | | | |
|---|---|---|---|---|---|---|---|---|---|---|
| | W | L | T | Pts | Opp | W | L | T | Pts | Opp |
| Colorado Mines | 2 | 0 | 0 | 18 | 2 | 8 | 0 | 0 | 217 | 4 |
| Colorado College | 1 | 1 | 0 | 24 | 6 | 5 | 1 | 1 | 129 | 6 |
| Colorado | 0 | 2 | 0 | 0 | 34 | 4 | 4 | 0 | 150 | 73 |

### 1899

| | Conference | | | | | Overall | | | | |
|---|---|---|---|---|---|---|---|---|---|---|
| | W | L | T | Pts | Opp | W | L | T | Pts | Opp |
| Colorado College | 2 | 0 | 0 | 34 | 5 | 3 | 2 | 1 | 86 | 29 |
| Colorado | 2 | 1 | 0 | 93 | 23 | 7 | 2 | 0 | 210 | 34 |
| Colorado Mines | 1 | 2 | 0 | 55 | 47 | 2 | 3 | 0 | 60 | 53 |
| Colorado State | 0 | 2 | 0 | 5 | 112 | 1 | 2 | 1 | 22 | 117 |

### 1900

| | Conference | | | | | Overall | | | | |
|---|---|---|---|---|---|---|---|---|---|---|
| | W | L | T | Pts | Opp | W | L | T | Pts | Opp |
| Colorado College | 3 | 0 | 0 | 113 | 0 | 6 | 2 | 0 | 229 | 58 |
| Colorado Mines | 2 | 1 | 0 | 38 | 39 | 4 | 3 | 0 | 89 | 60 |
| Colorado | 1 | 2 | 0 | 29 | 32 | 6 | 4 | 0 | 150 | 78 |
| Colorado State | 0 | 3 | 0 | 0 | 109 | 1 | 3 | 0 | 16 | 109 |

### 1901

| | Conference | | | | | Overall | | | | |
|---|---|---|---|---|---|---|---|---|---|---|
| | W | L | T | Pts | Opp | W | L | T | Pts | Opp |
| Colorado | 2 | 0 | 0 | 34 | 2 | 5 | 1 | 1 | 56 | 31 |
| Colorado College | 2 | 1 | 0 | 30 | 16 | 5 | 1 | 0 | 82 | 16 |
| Colorado Mines | 1 | 2 | 0 | 16 | 35 | 1 | 4 | 0 | 16 | 56 |
| Colorado State | 0 | 2 | 0 | 0 | 27 | 1 | 2 | 0 | 56 | 32 |

*(CU accused CSU of having a professional; game was not played.)*

### 1902

| | Conference | | | | | Overall | | | | |
|---|---|---|---|---|---|---|---|---|---|---|
| | W | L | T | Pts | Opp | W | L | T | Pts | Opp |
| Colorado | 4 | 0 | 0 | 75 | 12 | 5 | 1 | 0 | 87 | 22 |
| Colorado Mines | 2 | 1 | 1 | 33 | 39 | 4 | 1 | 2 | 89 | 44 |
| Colorado College | 2 | 2 | 0 | 41 | 35 | 3 | 4 | 0 | 58 | 65 |
| Denver | 1 | 3 | 0 | 16 | 45 | 3 | 4 | 1 | 34 | 60 |
| Colorado State | 0 | 3 | 1 | 23 | 57 | 1 | 3 | 2 | 47 | 62 |

### 1903

| | Conference | | | | | Overall | | | | |
|---|---|---|---|---|---|---|---|---|---|---|
| | W | L | T | Pts | Opp | W | L | T | Pts | Opp |
| Colorado | 4 | 0 | 0 | 63 | 6 | 8 | 2 | 0 | 197 | 54 |
| Colorado State | 3 | 1 | 0 | 34 | 18 | 5 | 1 | 0 | 67 | 24 |
| Colorado Mines | 2 | 2 | 0 | 52 | 38 | 3 | 4 | 0 | 168 | 78 |
| Colorado College | 1 | 3 | 0 | 22 | 55 | 4 | 5 | 0 | 135 | 124 |
| Denver | 0 | 4 | 0 | 12 | 66 | 6 | 7 | 0 | 164 | 111 |

### 1904

| | Conference | | | | | Overall | | | | |
|---|---|---|---|---|---|---|---|---|---|---|
| | W | L | T | Pts | Opp | W | L | T | Pts | Opp |
| Colorado Mines | 3 | 0 | 1 | 81 | 20 | 3 | 0 | 1 | 81 | 20 |
| Colorado | 3 | 1 | 0 | 136 | 13 | 6 | 2 | 1 | 187 | 58 |
| Denver | 2 | 2 | 0 | 38 | 78 | 2 | 5 | 0 | 44 | 105 |
| Colorado College | 1 | 2 | 1 | 16 | 41 | 6 | 3 | 1 | 85 | 89 |
| Colorado State | 0 | 4 | 0 | 0 | 119 | 0 | 4 | 1 | 6 | 125 |

### 1905

No conference play (rules/membership disputes).

### 1906

| | Conference | | | | | Overall | | | | |
|---|---|---|---|---|---|---|---|---|---|---|
| | W | L | T | Pts | Opp | W | L | T | Pts | Opp |
| Colorado Mines | 2 | 0 | 2 | 26 | 4 | 2 | 0 | 2 | 26 | 4 |
| Colorado | 1 | 1 | 2 | 6 | 6 | 2 | 3 | 4 | 28 | 32 |
| Denver | 2 | 2 | 0 | 17 | 23 | 2 | 3 | 0 | 17 | 47 |
| Colorado College | 1 | 2 | 1 | 16 | 15 | 3 | 2 | 2 | 27 | 19 |
| Colorado State | 1 | 2 | 1 | 4 | 21 | 1 | 2 | 1 | 4 | 21 |

### 1907

| | Conference | | | | | Overall | | | | |
|---|---|---|---|---|---|---|---|---|---|---|
| | W | L | T | Pts | Opp | W | L | T | Pts | Opp |
| Colorado Mines | 4 | 0 | 0 | 88 | 4 | 5 | 1 | 0 | 175 | 20 |
| Colorado College | 3 | 1 | 0 | 50 | 23 | 5 | 2 | 0 | 105 | 36 |
| Colorado | 2 | 2 | 0 | 50 | 32 | 5 | 3 | 0 | 127 | 64 |
| Denver | 1 | 3 | 0 | 13 | 82 | 2 | 6 | 0 | 30 | 179 |
| Colorado State | 0 | 4 | 0 | 17 | 77 | 0 | 4 | 0 | 17 | 77 |

### 1908

| | Conference | | | | | Overall | | | | |
|---|---|---|---|---|---|---|---|---|---|---|
| | W | L | T | Pts | Opp | W | L | T | Pts | Opp |
| Colorado | 3 | 1 | 0 | 47 | 14 | 5 | 2 | 0 | 96 | 35 |
| Denver | 3 | 1 | 0 | 49 | 14 | 7 | 1 | 0 | 152 | 37 |
| Colorado College | 2 | 1 | 0 | 26 | 18 | 6 | 1 | 0 | 93 | 22 |
| Colorado State | 0 | 2 | 0 | 0 | 25 | 1 | 3 | 0 | 30 | 58 |
| Colorado Mines | 0 | 3 | 0 | 4 | 55 | 2 | 3 | 0 | 42 | 59 |

## Colorado Faculty Athletic Conference

### 1909

| | Conference | | | | | Overall | | | | |
|---|---|---|---|---|---|---|---|---|---|---|
| | W | L | T | Pts | Opp | W | L | T | Pts | Opp |
| Colorado | 3 | 0 | 0 | 82 | 0 | 6 | 0 | 0 | 141 | 0 |
| Colorado College | 2 | 2 | 0 | 59 | 48 | 5 | 2 | 0 | 172 | 53 |
| Colorado State | 0 | 2 | 0 | 6 | 88 | 1 | 2 | 0 | 38 | 91 |
| *Denver | 2 | 0 | 0 | 54 | 6 | 7 | 2 | 0 | 177 | 31 |
| *Colorado Mines | 0 | 3 | 0 | 4 | 63 | 3 | 3 | 0 | 61 | 77 |

(*—ineligible for conference title)

## Rocky Mountain Athletic Conference

*(also known as the Rocky Mountain Faculty Athletic Conference; *—ineligible for conference title)*

### 1910

| | Conference | | | | | Overall | | | | |
|---|---|---|---|---|---|---|---|---|---|---|
| | W | L | T | Pts | Opp | W | L | T | Pts | Opp |
| Colorado College | 4 | 0 | 0 | 59 | 22 | 7 | 0 | 0 | 120 | 30 |
| Colorado | 3 | 0 | 0 | 74 | 0 | 6 | 0 | 0 | 119 | 3 |
| Denver | 2 | 2 | 0 | 44 | 32 | 4 | 3 | 1 | 72 | 65 |
| Utah | 2 | 2 | 0 | 43 | 32 | 4 | 2 | 0 | 70 | 44 |
| Colorado Mines | 1 | 4 | 0 | 16 | 56 | 2 | 4 | 0 | 25 | 64 |
| Colorado State | 0 | 4 | 0 | 6 | 100 | 0 | 5 | 0 | 6 | 110 |

### 1911

| | Conference | | | | | Overall | | | | |
|---|---|---|---|---|---|---|---|---|---|---|
| | W | L | T | Pts | Opp | W | L | T | Pts | Opp |
| Colorado | 4 | 0 | 0 | 59 | 2 | 6 | 0 | 0 | 88 | 5 |
| Utah | 3 | 1 | 1 | 84 | 15 | 5 | 1 | 1 | 200 | 15 |
| Denver | 2 | 1 | 1 | 58 | 12 | 5 | 2 | 1 | 81 | 22 |
| Colorado College | 2 | 2 | 0 | 31 | 26 | 4 | 3 | 0 | 94 | 66 |
| Colorado Mines | 1 | 4 | 0 | 27 | 46 | 2 | 5 | 0 | 53 | 51 |
| Colorado State | 0 | 4 | 0 | 0 | 158 | 0 | 6 | 0 | 0 | 216 |

### 1912

| | Conference | | | | | Overall | | | | |
|---|---|---|---|---|---|---|---|---|---|---|
| | W | L | T | Pts | Opp | W | L | T | Pts | Opp |
| Colorado Mines | 4 | 1 | 0 | 68 | 28 | 8 | 1 | 0 | 167 | 35 |
| Utah | 3 | 1 | 0 | 127 | 6 | 5 | 1 | 1 | 153 | 16 |
| Colorado | 2 | 2 | 0 | 16 | 52 | 6 | 3 | 0 | 147 | 81 |
| Colorado State | 2 | 2 | 0 | 35 | 40 | 3 | 2 | 0 | 68 | 40 |
| Denver | 1 | 3 | 0 | 33 | 93 | 2 | 6 | 1 | 87 | 130 |
| Colorado College | 1 | 4 | 0 | 30 | 90 | 5 | 4 | 0 | 122 | 113 |

### 1913

| | Conference | | | | | Overall | | | | |
|---|---|---|---|---|---|---|---|---|---|---|
| | W | L | T | Pts | Opp | W | L | T | Pts | Opp |
| Colorado | 3 | 0 | 1 | 66 | 19 | 5 | 1 | 1 | 82 | 33 |
| Colorado Mines | 4 | 1 | 0 | 87 | 47 | 5 | 1 | 0 | 127 | 47 |
| Colorado State | 1 | 2 | 0 | 34 | 36 | 3 | 2 | 0 | 115 | 43 |
| Colorado College | 1 | 2 | 1 | 40 | 26 | 5 | 2 | 1 | 226 | 33 |
| Utah | 1 | 2 | 0 | 19 | 43 | 2 | 4 | 1 | 129 | 103 |
| Denver | 0 | 3 | 0 | 15 | 90 | 2 | 5 | 0 | 47 | 140 |

### 1914

| | Conference | | | | | Overall | | | | |
|---|---|---|---|---|---|---|---|---|---|---|
| | W | L | T | Pts | Opp | W | L | T | Pts | Opp |
| Colorado Mines | 4 | 0 | 1 | 63 | 15 | 5 | 0 | 1 | 88 | 15 |
| Colorado | 4 | 1 | 0 | 84 | 19 | 5 | 1 | 0 | 111 | 22 |
| Colorado College | 3 | 1 | 1 | 145 | 44 | 4 | 1 | 1 | 182 | 44 |
| Colorado State | 2 | 3 | 0 | 79 | 89 | 3 | 4 | 0 | 127 | 106 |
| Utah | 1 | 3 | 0 | 33 | 94 | 3 | 3 | 0 | 96 | 108 |
| Denver | 0 | 4 | 0 | 13 | 104 | 5 | 4 | 0 | 166 | 115 |
| *Utah State | 0 | 2 | 0 | 9 | 61 | 2 | 5 | 0 | 56 | 208 |

### 1915

| | Conference | | | | | Overall | | | | |
|---|---|---|---|---|---|---|---|---|---|---|
| | W | L | T | Pts | Opp | W | L | T | Pts | Opp |
| Colorado State | 6 | 0 | 0 | 195 | 31 | 7 | 0 | 0 | 243 | 31 |
| Colorado College | 3 | 2 | 0 | 108 | 37 | 6 | 2 | 0 | 259 | 43 |
| Colorado Mines | 3 | 2 | 0 | 37 | 51 | 4 | 2 | 0 | 56 | 51 |
| Utah | 3 | 2 | 0 | 72 | 51 | 5 | 2 | 0 | 162 | 71 |
| Denver | 1 | 3 | 0 | 10 | 72 | 4 | 3 | 0 | 103 | 82 |
| Colorado | 0 | 5 | 0 | 15 | 122 | 1 | 6 | 0 | 45 | 168 |
| *Utah State | 0 | 2 | 0 | 0 | 73 | 3 | 4 | 0 | 56 | 99 |

### 1916

| | Conference | | | | | Overall | | | | |
|---|---|---|---|---|---|---|---|---|---|---|
| | W | L | T | Pts | Opp | W | L | T | Pts | Opp |
| Colorado State | 6 | 0 | 1 | 172 | 45 | 6 | 0 | 1 | 172 | 45 |
| Colorado College | 4 | 1 | 0 | 180 | 32 | 6 | 1 | 0 | 283 | 34 |
| Denver | 3 | 2 | 0 | 72 | 66 | 4 | 2 | 1 | 91 | 79 |
| Utah | 2 | 2 | 0 | 86 | 33 | 3 | 2 | 0 | 113 | 45 |
| Colorado Mines | 2 | 2 | 1 | 57 | 92 | 3 | 2 | 1 | 80 | 92 |
| Colorado | 1 | 5 | 0 | 40 | 162 | 1 | 5 | 1 | 40 | 162 |
| *Wyoming | 1 | 4 | 0 | 50 | 115 | 1 | 4 | 0 | 50 | 115 |
| *Utah State | 0 | 3 | 0 | 10 | 122 | 1 | 5 | 1 | 69 | 178 |

## 1917

| | Conference | | | | | Overall | | | | |
|---|---|---|---|---|---|---|---|---|---|---|
| | W | L | T | Pts | Opp | W | L | T | Pts | Opp |
| Denver | 6 | 0 | 0 | 147 | 20 | 9 | 0 | 0 | 226 | 45 |
| Utah State | 4 | 0 | 1 | 148 | 14 | 7 | 0 | 1 | 267 | 26 |
| Colorado | 4 | 2 | 0 | 54 | 56 | 6 | 2 | 0 | 114 | 56 |
| Colorado Mines | 3 | 2 | 0 | 94 | 79 | 5 | 3 | 0 | 221 | 119 |
| Colorado College | 2 | 3 | 0 | 59 | 62 | 3 | 3 | 0 | 86 | 62 |
| Utah | 2 | 3 | 0 | 48 | 65 | 2 | 4 | 0 | 48 | 116 |
| Colorado State | 0 | 7 | 1 | 51 | 148 | 0 | 7 | 1 | 51 | 148 |
| *Wyoming | 1 | 4 | 0 | 9 | 140 | 3 | 4 | 0 | 24 | 140 |
| *Montana State | 0 | 1 | 2 | 34 | 60 | 0 | 2 | 2 | 41 | 69 |

## 1918

| | Conference | | | | | Overall | | | | |
|---|---|---|---|---|---|---|---|---|---|---|
| | W | L | T | Pts | Opp | W | L | T | Pts | Opp |
| Colorado Mines | 2 | 0 | 0 | 96 | 12 | 4 | 0 | 0 | 184 | 21 |
| Denver | 3 | 1 | 0 | 42 | 48 | 3 | 2 | 0 | 49 | 74 |
| Colorado | 1 | 2 | 0 | 23 | 27 | 2 | 3 | 0 | 43 | 42 |
| Colorado College | 1 | 2 | 0 | 14 | 71 | 1 | 2 | 0 | 14 | 71 |
| Colorado State | 0 | 2 | 0 | 13 | 30 | 0 | 2 | 0 | 13 | 30 |

## 1919

| | Conference | | | | | Overall | | | | |
|---|---|---|---|---|---|---|---|---|---|---|
| | W | L | T | Pts | Opp | W | L | T | Pts | Opp |
| Colorado State | 6 | 1 | 0 | 190 | 57 | 7 | 1 | 0 | 218 | 57 |
| Utah | 4 | 1 | 0 | 124 | 34 | 5 | 2 | 0 | 151 | 54 |
| Colorado College | 3 | 1 | 1 | 72 | 37 | 4 | 2 | 1 | 152 | 87 |
| Utah State | 3 | 2 | 0 | 51 | 44 | 5 | 2 | 0 | 234 | 44 |
| Colorado | 2 | 3 | 1 | 87 | 96 | 2 | 3 | 1 | 87 | 96 |
| Denver | 0 | 4 | 1 | 16 | 133 | 1 | 5 | 1 | 23 | 191 |
| Colorado Mines | 0 | 4 | 1 | 15 | 89 | 0 | 4 | 3 | 15 | 89 |
| *Wyoming | 3 | 2 | 0 | 58 | 32 | 3 | 5 | 0 | 68 | 115 |
| *Montana State | 0 | 3 | 0 | 0 | 91 | 1 | 3 | 1 | 49 | 97 |

## 1920

| | Conference | | | | | Overall | | | | |
|---|---|---|---|---|---|---|---|---|---|---|
| | W | L | T | Pts | Opp | W | L | T | Pts | Opp |
| Colorado State | 5 | 0 | 1 | 139 | 7 | 6 | 1 | 1 | 152 | 14 |
| Colorado College | 4 | 1 | 1 | 81 | 61 | 5 | 1 | 1 | 122 | 64 |
| Colorado | 3 | 1 | 2 | 59 | 21 | 4 | 1 | 2 | 99 | 28 |
| Utah State | 2 | 1 | 1 | 36 | 27 | 4 | 2 | 1 | 84 | 48 |
| Denver | 2 | 3 | 0 | 19 | 72 | 3 | 4 | 0 | 46 | 82 |
| Utah | 1 | 2 | 1 | 12 | 29 | 1 | 5 | 1 | 19 | 116 |
| Colorado Mines | 0 | 6 | 0 | 23 | 104 | 0 | 6 | 0 | 23 | 104 |
| *Wyoming | 1 | 4 | 1 | 31 | 79 | 4 | 5 | 1 | 58 | 106 |
| *Montana State | 0 | 0 | 1 | 0 | 0 | 3 | 1 | 1 | 27 | 41 |

## 1921

| | Conference | | | | | Overall | | | | |
|---|---|---|---|---|---|---|---|---|---|---|
| | W | L | T | Pts | Opp | W | L | T | Pts | Opp |
| Utah State | 4 | 0 | 0 | 81 | 20 | 7 | 1 | 0 | 151 | 82 |
| Colorado | 4 | 0 | 1 | 65 | 28 | 4 | 1 | 1 | 65 | 63 |
| Utah | 2 | 1 | 1 | 31 | 20 | 3 | 2 | 1 | 55 | 55 |
| Denver | 2 | 2 | 1 | 71 | 67 | 4 | 2 | 1 | 133 | 77 |
| Colorado State | 2 | 2 | 1 | 59 | 45 | 2 | 3 | 1 | 66 | 115 |
| Colorado College | 2 | 4 | 0 | 55 | 101 | 4 | 4 | 0 | 89 | 108 |
| Colorado Mines | 1 | 5 | 0 | 41 | 74 | 1 | 5 | 0 | 41 | 74 |
| *Wyoming | 1 | 3 | 2 | 36 | 61 | 1 | 4 | 2 | 39 | 92 |
| *Montana State | 0 | 1 | 0 | 7 | 30 | 2 | 4 | 0 | 63 | 74 |

## 1922

| | Conference | | | | | Overall | | | | |
|---|---|---|---|---|---|---|---|---|---|---|
| | W | L | T | Pts | Opp | W | L | T | Pts | Opp |
| Utah | 5 | 0 | 0 | 113 | 7 | 7 | 1 | 0 | 153 | 41 |
| Colorado State | 5 | 1 | 1 | 173 | 19 | 5 | 2 | 1 | 189 | 38 |
| Denver | 4 | 1 | 1 | 97 | 48 | 6 | 1 | 1 | 106 | 48 |
| Colorado Mines | 4 | 2 | 1 | 130 | 48 | 4 | 2 | 1 | 130 | 48 |
| Utah State | 3 | 3 | 0 | 112 | 76 | 5 | 4 | 0 | 132 | 83 |
| Colorado | 3 | 3 | 0 | 36 | 40 | 4 | 4 | 0 | 56 | 79 |
| Colorado College | 2 | 3 | 1 | 68 | 75 | 3 | 3 | 1 | 120 | 68 |
| Brigham Young | 1 | 4 | 0 | 10 | 170 | 1 | 5 | 0 | 10 | 183 |
| Wyoming | 0 | 7 | 0 | 0 | 179 | 1 | 8 | 0 | 13 | 256 |
| *Montana State | 0 | 1 | 0 | 6 | 39 | 4 | 4 | 0 | 128 | 121 |
| *New Mexico | 0 | 2 | 0 | 0 | 44 | 3 | 4 | 0 | 58 | 61 |

## 1923

| | Conference | | | | | Overall | | | | |
|---|---|---|---|---|---|---|---|---|---|---|
| | W | L | T | Pts | Opp | W | L | T | Pts | Opp |
| Colorado | 8 | 0 | 0 | 229 | 27 | 9 | 0 | 0 | 280 | 27 |
| Colorado College | 5 | 1 | 1 | 123 | 42 | 6 | 1 | 1 | 133 | 45 |
| Colorado State | 5 | 1 | 1 | 121 | 25 | 5 | 2 | 1 | 121 | 35 |
| Utah State | 4 | 2 | 0 | 121 | 59 | 5 | 2 | 0 | 147 | 59 |
| Denver | 4 | 3 | 0 | 94 | 92 | 6 | 3 | 0 | 117 | 99 |
| Utah | 2 | 3 | 0 | 120 | 45 | 4 | 3 | 0 | 241 | 48 |
| Brigham Young | 1 | 5 | 0 | 28 | 156 | 2 | 5 | 0 | 47 | 156 |
| Colorado Mines | 1 | 5 | 0 | 33 | 126 | 2 | 5 | 0 | 53 | 132 |
| Wyoming | 0 | 7 | 0 | 16 | 251 | 0 | 8 | 0 | 16 | 265 |
| *Montana State | 1 | 2 | 0 | 69 | 35 | 5 | 4 | 0 | 269 | 72 |
| *Northern Colorado | 0 | 2 | 0 | 12 | 108 | 2 | 3 | 1 | 59 | 138 |

## 1924

| | Conference | | | | | Overall | | | | |
|---|---|---|---|---|---|---|---|---|---|---|
| | W | L | T | Pts | Opp | W | L | T | Pts | Opp |
| Colorado | 5 | 0 | 1 | 124 | 0 | 8 | 1 | 1 | 237 | 13 |
| Colorado State | 3 | 2 | 0 | 59 | 56 | 4 | 2 | 0 | 81 | 63 |
| Utah State | 3 | 2 | 1 | 80 | 52 | 4 | 2 | 1 | 127 | 52 |
| Denver | 3 | 2 | 2 | 16 | 35 | 4 | 2 | 2 | 36 | 35 |
| Colorado College | 4 | 3 | 0 | 58 | 41 | 5 | 3 | 0 | 78 | 41 |
| Utah | 2 | 2 | 1 | 70 | 25 | 3 | 4 | 1 | 116 | 95 |
| Colorado Mines | 2 | 4 | 1 | 23 | 84 | 4 | 4 | 1 | 44 | 89 |
| Brigham Young | 1 | 3 | 1 | 18 | 61 | 2 | 3 | 1 | 44 | 61 |
| Wyoming | 1 | 6 | 0 | 26 | 132 | 2 | 6 | 0 | 59 | 140 |
| *Montana State | 1 | 1 | 1 | 30 | 18 | 5 | 1 | 1 | 274 | 18 |

## 1925

| | Conference | | | | | Overall | | | | |
|---|---|---|---|---|---|---|---|---|---|---|
| | W | L | T | Pts | Opp | W | L | T | Pts | Opp |
| Colorado State | 8 | 0 | 0 | 192 | 37 | 9 | 1 | 0 | 228 | 79 |
| Utah | 5 | 1 | 0 | 99 | 23 | 6 | 2 | 0 | 110 | 51 |
| Utah State | 5 | 1 | 0 | 73 | 39 | 6 | 1 | 0 | 111 | 39 |
| Colorado | 5 | 2 | 0 | 142 | 36 | 6 | 3 | 0 | 156 | 45 |
| Wyoming | 4 | 3 | 0 | 89 | 83 | 6 | 3 | 0 | 147 | 83 |
| Brigham Young | 3 | 3 | 0 | 69 | 81 | 3 | 3 | 0 | 69 | 81 |
| Colorado College | 4 | 4 | 0 | 89 | 86 | 5 | 4 | 1 | 99 | 86 |
| Western State | 2 | 4 | 0 | 41 | 99 | 3 | 4 | 0 | 57 | 112 |
| Colorado Mines | 2 | 6 | 0 | 57 | 167 | 2 | 7 | 0 | 57 | 181 |
| Montana State | 1 | 4 | 0 | 42 | 57 | 6 | 5 | 0 | 291 | 85 |
| Denver | 1 | 6 | 0 | 27 | 152 | 1 | 6 | 0 | 27 | 152 |
| Northern Colorado | 0 | 6 | 0 | 43 | 103 | 2 | 6 | 1 | 126 | 106 |

## 1926

| | Conference | | | | | Overall | | | | |
|---|---|---|---|---|---|---|---|---|---|---|
| | W | L | T | Pts | Opp | W | L | T | Pts | Opp |
| Utah | 5 | 0 | 0 | 134 | 16 | 7 | 0 | 0 | 164 | 23 |
| Utah State | 4 | 1 | 2 | 64 | 43 | 5 | 1 | 2 | 93 | 43 |
| Colorado State | 5 | 2 | 0 | 107 | 41 | 6 | 2 | 1 | 149 | 44 |
| Colorado College | 5 | 2 | 0 | 111 | 33 | 5 | 2 | 0 | 111 | 33 |
| Northern Colorado | 3 | 3 | 0 | 95 | 56 | 6 | 4 | 0 | 145 | 83 |
| Denver | 4 | 4 | 0 | 106 | 72 | 4 | 4 | 0 | 106 | 72 |
| Wyoming | 1 | 2 | 2 | 90 | 55 | 2 | 4 | 2 | 152 | 91 |
| Colorado | 2 | 5 | 1 | 52 | 103 | 3 | 5 | 1 | 77 | 103 |
| Brigham Young | 1 | 4 | 1 | 48 | 98 | 1 | 5 | 1 | 48 | 115 |
| Colorado Mines | 1 | 5 | 0 | 24 | 157 | 1 | 6 | 0 | 24 | 177 |
| Western State | 0 | 7 | 0 | 13 | 213 | 1 | 8 | 0 | 56 | 250 |
| *Montana State | 4 | 0 | 0 | 52 | 9 | 4 | 2 | 1 | 52 | 43 |

## 1927

| | Conference | | | | | Overall | | | | |
|---|---|---|---|---|---|---|---|---|---|---|
| | W | L | T | Pts | Opp | W | L | T | Pts | Opp |
| Colorado State | 7 | 1 | 0 | 176 | 26 | 7 | 1 | 0 | 176 | 26 |
| Denver | 5 | 1 | 0 | 120 | 36 | 5 | 2 | 0 | 120 | 51 |
| Utah | 3 | 1 | 1 | 80 | 31 | 3 | 3 | 1 | 93 | 60 |
| Colorado College | 5 | 2 | 0 | 142 | 55 | 6 | 2 | 0 | 224 | 55 |
| Colorado | 4 | 4 | 0 | 129 | 149 | 4 | 5 | 0 | 136 | 195 |
| Utah State | 3 | 3 | 1 | 109 | 32 | 3 | 4 | 1 | 129 | 53 |
| Brigham Young | 2 | 4 | 0 | 105 | 118 | 2 | 4 | 1 | 105 | 118 |
| Colorado Mines | 2 | 5 | 0 | 137 | 200 | 2 | 5 | 0 | 137 | 200 |
| Wyoming | 1 | 4 | 0 | 35 | 73 | 4 | 5 | 0 | 122 | 105 |
| Western State | 1 | 5 | 0 | 31 | 210 | 1 | 6 | 0 | 31 | 242 |
| Northern Colorado | 1 | 6 | 0 | 41 | 173 | 2 | 7 | 0 | 57 | 214 |
| *Montana State | 3 | 1 | 0 | 38 | 40 | 4 | 4 | 0 | 79 | 104 |

## 1928

| | Conference | | | | | Overall | | | | |
|---|---|---|---|---|---|---|---|---|---|---|
| | W | L | T | Pts | Opp | W | L | T | Pts | Opp |
| Utah | 4 | 0 | 1 | 78 | 27 | 5 | 0 | 2 | 117 | 41 |
| Colorado | 5 | 1 | 0 | 110 | 57 | 5 | 1 | 0 | 110 | 57 |
| Colorado State | 6 | 2 | 0 | 151 | 70 | 6 | 2 | 0 | 151 | 70 |
| Utah State | 4 | 2 | 1 | 116 | 47 | 5 | 3 | 1 | 182 | 87 |
| Colorado College | 5 | 3 | 0 | 203 | 150 | 5 | 3 | 0 | 203 | 150 |
| Montana State | 3 | 2 | 0 | 60 | 63 | 4 | 4 | 1 | 81 | 121 |
| Denver | 3 | 4 | 1 | 115 | 84 | 4 | 4 | 1 | 128 | 96 |
| Northern Colorado | 3 | 4 | 0 | 145 | 86 | 4 | 4 | 0 | 184 | 86 |
| Colorado Mines | 2 | 4 | 0 | 78 | 178 | 2 | 5 | 0 | 91 | 210 |
| Brigham Young | 1 | 3 | 1 | 59 | 44 | 3 | 3 | 1 | 75 | 56 |
| Wyoming | 0 | 5 | 0 | 45 | 140 | 2 | 7 | 0 | 95 | 230 |
| Western State | 0 | 6 | 0 | 31 | 245 | 0 | 7 | 0 | 45 | 283 |

## 1929

| | Conference | | | | | Overall | | | | |
|---|---|---|---|---|---|---|---|---|---|---|
| | W | L | T | Pts | Opp | W | L | T | Pts | Opp |
| Utah | 6 | 0 | 0 | 188 | 23 | 7 | 0 | 0 | 219 | 23 |
| Colorado | 4 | 1 | 1 | 51 | 56 | 5 | 1 | 1 | 78 | 69 |
| Denver | 4 | 1 | 1 | 60 | 15 | 5 | 1 | 1 | 92 | 33 |
| Brigham Young | 4 | 2 | 0 | 130 | 89 | 5 | 3 | 0 | 140 | 115 |
| Northern Colorado | 3 | 2 | 0 | 41 | 57 | 4 | 3 | 0 | 61 | 70 |
| Colorado College | 4 | 3 | 0 | 94 | 81 | 4 | 3 | 0 | 94 | 81 |
| Colorado State | 4 | 4 | 0 | 104 | 88 | 5 | 4 | 0 | 118 | 88 |
| Utah State | 3 | 4 | 0 | 50 | 60 | 3 | 4 | 0 | 50 | 60 |
| Colorado Mines | 1 | 5 | 0 | 52 | 74 | 2 | 5 | 0 | 59 | 74 |
| Western State | 0 | 5 | 0 | 60 | 158 | 2 | 5 | 0 | 117 | 181 |
| Wyoming | 0 | 7 | 0 | 20 | 154 | 1 | 7 | 0 | 33 | 160 |
| *Montana State | 2 | 1 | 0 | 26 | 21 | 6 | 2 | 0 | 84 | 72 |

## 1930

| | Conference | | | | | Overall | | | | |
|---|---|---|---|---|---|---|---|---|---|---|
| | W | L | T | Pts | Opp | W | L | T | Pts | Opp |
| Utah | 7 | 0 | 0 | 320 | 13 | 8 | 0 | 0 | 340 | 20 |
| Colorado | 5 | 1 | 1 | 111 | 68 | 6 | 1 | 1 | 120 | 68 |
| Brigham Young | 4 | 1 | 1 | 107 | 73 | 5 | 2 | 4 | 170 | 160 |
| Denver | 4 | 3 | 0 | 87 | 115 | 5 | 4 | 0 | 140 | 148 |
| Northern Colorado | 2 | 2 | 3 | 48 | 73 | 2 | 2 | 3 | 48 | 73 |
| Colorado State | 3 | 3 | 1 | 60 | 74 | 3 | 5 | 1 | 67 | 104 |
| Utah State | 3 | 4 | 1 | 73 | 140 | 3 | 5 | 1 | 73 | 205 |
| Colorado College | 2 | 4 | 2 | 85 | 89 | 2 | 4 | 2 | 85 | 89 |
| Colorado Mines | 1 | 4 | 0 | 26 | 66 | 1 | 5 | 0 | 35 | 79 |
| Wyoming | 1 | 5 | 1 | 67 | 155 | 2 | 5 | 1 | 86 | 161 |
| Western State | 0 | 5 | 0 | 7 | 128 | 0 | 6 | 0 | 14 | 142 |
| *Montana State | 1 | 1 | 0 | 26 | 23 | 6 | 3 | 0 | 175 | 114 |

## 1931

| | Conference | | | | | Overall | | | | |
|---|---|---|---|---|---|---|---|---|---|---|
| | W | L | T | Pts | Opp | W | L | T | Pts | Opp |
| Utah | 6 | 0 | 0 | 243 | 12 | 7 | 2 | 0 | 301 | 31 |
| Utah State | 5 | 2 | 0 | 89 | 72 | 6 | 2 | 0 | 147 | 72 |
| Colorado State | 5 | 2 | 0 | 124 | 91 | 5 | 4 | 0 | 137 | 138 |
| Colorado | 3 | 2 | 0 | 75 | 64 | 5 | 3 | 0 | 111 | 94 |
| Wyoming | 3 | 2 | 0 | 64 | 65 | 6 | 4 | 0 | 172 | 76 |
| Colorado College | 4 | 3 | 0 | 71 | 96 | 4 | 4 | 0 | 71 | 123 |
| Brigham Young | 2 | 3 | 0 | 44 | 62 | 4 | 4 | 0 | 69 | 104 |
| Denver | 3 | 5 | 0 | 79 | 119 | 4 | 6 | 0 | 104 | 143 |
| Northern Colorado | 2 | 4 | 1 | 52 | 71 | 2 | 4 | 1 | 52 | 71 |
| Western State | 1 | 5 | 0 | 51 | 121 | 1 | 6 | 0 | 57 | 128 |
| Colorado Mines | 0 | 4 | 1 | 19 | 104 | 1 | 5 | 1 | 26 | 150 |
| *Montana State | 0 | 2 | 0 | 19 | 53 | 1 | 5 | 1 | 45 | 141 |

## 1932

| | Conference | | | | | Overall | | | | |
|---|---|---|---|---|---|---|---|---|---|---|
| | W | L | T | Pts | Opp | W | L | T | Pts | Opp |
| Utah | 6 | 0 | 0 | 156 | 6 | 6 | 1 | 1 | 162 | 47 |
| Brigham Young | 5 | 1 | 0 | 97 | 43 | 8 | 1 | 0 | 188 | 50 |
| Denver | 4 | 1 | 1 | 48 | 47 | 4 | 3 | 1 | 60 | 74 |
| Colorado College | 5 | 2 | 0 | 93 | 82 | 5 | 2 | 0 | 93 | 82 |
| Colorado State | 4 | 3 | 1 | 100 | 45 | 4 | 3 | 1 | 100 | 45 |
| Utah State | 3 | 3 | 0 | 91 | 72 | 4 | 4 | 0 | 123 | 105 |
| Colorado | 2 | 4 | 0 | 63 | 46 | 2 | 4 | 0 | 63 | 46 |
| Wyoming | 1 | 4 | 1 | 19 | 77 | 2 | 6 | 1 | 53 | 137 |
| Colorado Mines | 1 | 5 | 0 | 33 | 117 | 1 | 7 | 0 | 40 | 150 |
| Western State | 0 | 5 | 0 | 12 | 130 | 1 | 5 | 0 | 25 | 137 |
| *Northern Colorado | 2 | 2 | 1 | 35 | 44 | 4 | 2 | 1 | 72 | 50 |
| *Montana State | 0 | 3 | 0 | 7 | 45 | 3 | 3 | 1 | 46 | 59 |

## 1933

| | Conference | | | | | Overall | | | | |
|---|---|---|---|---|---|---|---|---|---|---|
| | W | L | T | Pts | Opp | W | L | T | Pts | Opp |
| Utah | 5 | 1 | 0 | 122 | 31 | 5 | 3 | 0 | 129 | 78 |
| Colorado State | 5 | 1 | 1 | 78 | 26 | 5 | 1 | 1 | 78 | 26 |
| Denver | 5 | 1 | 1 | 88 | 21 | 5 | 3 | 1 | 107 | 46 |
| Colorado | 5 | 2 | 0 | 158 | 51 | 7 | 2 | 0 | 183 | 51 |
| Brigham Young | 5 | 3 | 0 | 81 | 46 | 5 | 4 | 0 | 81 | 67 |
| Utah State | 4 | 3 | 0 | 115 | 35 | 4 | 4 | 0 | 115 | 61 |
| Northern Colorado | 3 | 3 | 0 | 68 | 48 | 4 | 3 | 0 | 74 | 48 |
| Colorado College | 2 | 4 | 1 | 39 | 119 | 2 | 5 | 1 | 39 | 122 |
| Colorado Mines | 1 | 5 | 0 | 41 | 142 | 1 | 5 | 0 | 41 | 142 |
| Wyoming | 1 | 6 | 1 | 18 | 111 | 2 | 6 | 1 | 51 | 111 |
| Western State | 0 | 5 | 0 | 13 | 72 | 0 | 5 | 0 | 13 | 72 |
| *Montana State | 1 | 3 | 0 | 7 | 126 | 3 | 5 | 0 | 32 | 171 |

## 1934

| | Conference | | | | | Overall | | | | |
|---|---|---|---|---|---|---|---|---|---|---|
| | W | L | T | Pts | Opp | W | L | T | Pts | Opp |
| Colorado | 6 | 1 | 0 | 167 | 40 | 6 | 1 | 2 | 167 | 40 |
| Northern Colorado | 6 | 1 | 0 | 148 | 31 | 6 | 1 | 0 | 148 | 31 |
| Colorado State | 6 | 1 | 1 | 170 | 60 | 6 | 2 | 1 | 173 | 67 |
| Utah State | 5 | 1 | 1 | 131 | 42 | 5 | 1 | 1 | 131 | 42 |
| Utah | 4 | 2 | 0 | 137 | 34 | 5 | 3 | 0 | 150 | 42 |
| Denver | 4 | 4 | 0 | 100 | 48 | 5 | 5 | 1 | 122 | 91 |
| Brigham Young | 3 | 5 | 0 | 112 | 161 | 4 | 5 | 0 | 144 | 168 |
| Wyoming | 2 | 4 | 0 | 37 | 59 | 3 | 5 | 0 | 77 | 109 |
| Colorado Mines | 1 | 6 | 0 | 24 | 229 | 1 | 6 | 0 | 24 | 229 |
| Colorado College | 1 | 6 | 0 | 44 | 219 | 1 | 7 | 0 | 50 | 252 |
| *Western State | 0 | 3 | 0 | 3 | 92 | 2 | 5 | 0 | 55 | 145 |
| *Montana State | 0 | 4 | 0 | 12 | 70 | 2 | 5 | 0 | 38 | 95 |

## 1935

| | Conference | | | | | Overall | | | | |
|---|---|---|---|---|---|---|---|---|---|---|
| | W | L | T | Pts | Opp | W | L | T | Pts | Opp |
| Colorado | 5 | 1 | 0 | 128 | 12 | 5 | 4 | 0 | 140 | 47 |
| Utah State | 5 | 1 | 1 | 165 | 34 | 5 | 2 | 1 | 165 | 73 |
| Utah | 4 | 1 | 1 | 146 | 42 | 4 | 3 | 1 | 166 | 69 |
| Denver | 5 | 2 | 0 | 93 | 74 | 6 | 3 | 0 | 109 | 101 |
| Colorado College | 4 | 2 | 1 | 60 | 60 | 4 | 3 | 1 | 60 | 73 |
| Brigham Young | 3 | 4 | 0 | 65 | 90 | 4 | 4 | 0 | 78 | 90 |
| Wyoming | 3 | 4 | 0 | 61 | 59 | 4 | 4 | 0 | 76 | 59 |
| Colorado State | 2 | 4 | 1 | 51 | 69 | 3 | 4 | 1 | 58 | 75 |
| Montana State | 1 | 5 | 0 | 16 | 106 | 2 | 6 | 1 | 29 | 136 |
| Colorado Mines | 1 | 6 | 0 | 20 | 203 | 1 | 6 | 0 | 20 | 203 |
| *Northern Colorado | 2 | 1 | 0 | 26 | 26 | 4 | 3 | 0 | 69 | 65 |
| *Western State | 0 | 4 | 0 | 15 | 71 | 1 | 6 | 0 | 35 | 98 |

## 1936

| | Conference | | | | | Overall | | | | |
|---|---|---|---|---|---|---|---|---|---|---|
| | W | L | T | Pts | Opp | W | L | T | Pts | Opp |
| Utah State | 6 | 0 | 1 | 89 | 13 | 7 | 0 | 1 | 99 | 13 |
| Denver | 6 | 1 | 1 | 114 | 75 | 7 | 1 | 1 | 141 | 88 |
| Utah | 5 | 2 | 0 | 121 | 49 | 6 | 3 | 0 | 142 | 75 |
| Colorado | 4 | 2 | 0 | 99 | 35 | 4 | 3 | 0 | 99 | 43 |
| Northern Colorado | 4 | 3 | 0 | 71 | 108 | 5 | 4 | 0 | 104 | 127 |
| Brigham Young | 4 | 4 | 0 | 117 | 91 | 4 | 5 | 0 | 123 | 123 |
| Colorado State | 3 | 4 | 1 | 58 | 67 | 4 | 4 | 1 | 67 | 74 |
| Colorado College | 3 | 4 | 0 | 44 | 39 | 3 | 4 | 1 | 44 | 39 |
| Wyoming | 2 | 4 | 1 | 74 | 101 | 2 | 5 | 1 | 74 | 159 |
| Montana State | 1 | 4 | 0 | 12 | 66 | 3 | 5 | 0 | 70 | 119 |
| Western State | 1 | 5 | 0 | 35 | 84 | 1 | 6 | 0 | 35 | 96 |
| Colorado Mines | 0 | 6 | 0 | 28 | 134 | 2 | 6 | 0 | 100 | 146 |

## 1937

| | Conference | | | | | Overall | | | | |
|---|---|---|---|---|---|---|---|---|---|---|
| | W | L | T | Pts | Opp | W | L | T | Pts | Opp |
| Colorado | 7 | 0 | 0 | 234 | 20 | 8 | 1 | 0 | 262 | 54 |
| Denver | 5 | 2 | 0 | 104 | 54 | 6 | 3 | 0 | 122 | 61 |
| Utah | 5 | 2 | 0 | 126 | 43 | 5 | 3 | 0 | 133 | 52 |
| Brigham Young | 5 | 2 | 0 | 120 | 28 | 6 | 3 | 0 | 164 | 41 |
| Colorado College | 3 | 3 | 0 | 38 | 64 | 5 | 4 | 0 | 66 | 96 |
| Utah State | 2 | 4 | 1 | 47 | 152 | 2 | 4 | 2 | 47 | 152 |
| Wyoming | 2 | 4 | 0 | 59 | 83 | 3 | 5 | 0 | 86 | 92 |
| Northern Colorado | 2 | 4 | 0 | 71 | 86 | 2 | 6 | 0 | 83 | 121 |
| Colorado Mines | 1 | 5 | 0 | 19 | 137 | 2 | 5 | 0 | 31 | 144 |
| Colorado State | 1 | 6 | 0 | 6 | 135 | 1 | 7 | 0 | 6 | 182 |
| *Western State | 3 | 1 | 0 | 40 | 24 | 5 | 3 | 0 | 95 | 96 |
| *Montana State | 0 | 3 | 1 | 39 | 77 | 3 | 4 | 1 | 171 | 105 |

# Mountain States Conference

*(also known as the Skyline League and Big Seven)*

## 1938

| | Conference | | | | | Overall | | | | |
|---|---|---|---|---|---|---|---|---|---|---|
| | W | L | T | Pts | Opp | W | L | T | Pts | Opp |
| Utah | 4 | 0 | 2 | 113 | 7 | 7 | 1 | 2 | 187 | 36 |
| Colorado | 3 | 2 | 1 | 71 | 51 | 3 | 4 | 1 | 78 | 78 |
| Brigham Young | 3 | 2 | 1 | 71 | 43 | 4 | 3 | 1 | 93 | 49 |
| Denver | 3 | 2 | 1 | 32 | 53 | 4 | 4 | 1 | 65 | 86 |
| Utah State | 3 | 3 | 0 | 41 | 67 | 4 | 4 | 0 | 85 | 87 |
| Wyoming | 1 | 4 | 1 | 46 | 101 | 2 | 5 | 1 | 66 | 142 |
| Colorado State | 0 | 4 | 2 | 18 | 70 | 1 | 5 | 2 | 37 | 103 |

## 1939

| | Conference | | | | | Overall | | | | |
|---|---|---|---|---|---|---|---|---|---|---|
| | W | L | T | Pts | Opp | W | L | T | Pts | Opp |
| Colorado | 5 | 1 | 0 | 106 | 60 | 5 | 3 | 0 | 106 | 110 |
| Utah | 4 | 1 | 1 | 185 | 48 | 6 | 1 | 2 | 261 | 74 |
| Denver | 3 | 2 | 1 | 94 | 68 | 5 | 3 | 1 | 129 | 75 |
| Brigham Young | 2 | 2 | 2 | 60 | 84 | 5 | 2 | 2 | 110 | 90 |
| Utah State | 2 | 3 | 1 | 36 | 62 | 3 | 4 | 1 | 76 | 81 |
| Colorado State | 2 | 4 | 0 | 56 | 81 | 2 | 7 | 0 | 89 | 120 |
| Wyoming | 0 | 5 | 1 | 34 | 168 | 0 | 7 | 1 | 47 | 241 |

## 1940

| | Conference | | | | | Overall | | | | |
|---|---|---|---|---|---|---|---|---|---|---|
| | W | L | T | Pts | Opp | W | L | T | Pts | Opp |
| Utah | 5 | 1 | 0 | 119 | 47 | 7 | 2 | 0 | 169 | 87 |
| Colorado | 4 | 1 | 1 | 162 | 40 | 5 | 3 | 1 | 182 | 106 |
| Denver | 4 | 1 | 1 | 115 | 56 | 7 | 2 | 1 | 162 | 93 |
| Brigham Young | 2 | 3 | 1 | 53 | 66 | 2 | 4 | 2 | 79 | 93 |
| Utah State | 2 | 4 | 0 | 48 | 85 | 2 | 5 | 1 | 48 | 104 |
| Colorado State | 1 | 3 | 2 | 53 | 99 | 3 | 5 | 2 | 85 | 131 |
| Wyoming | 0 | 5 | 1 | 16 | 173 | 1 | 7 | 1 | 32 | 190 |

## 1941

| | Conference | | | | | Overall | | | | |
|---|---|---|---|---|---|---|---|---|---|---|
| | W | L | T | Pts | Opp | W | L | T | Pts | Opp |
| Utah | 4 | 0 | 2 | 171 | 52 | 6 | 0 | 2 | 209 | 65 |
| Brigham Young | 3 | 1 | 2 | 90 | 55 | 4 | 3 | 2 | 136 | 100 |
| Denver | 3 | 1 | 2 | 94 | 25 | 4 | 3 | 2 | 141 | 46 |
| Colorado | 3 | 2 | 1 | 85 | 106 | 3 | 4 | 1 | 97 | 161 |
| Colorado State | 3 | 2 | 1 | 88 | 71 | 4 | 2 | 1 | 109 | 77 |
| Wyoming | 1 | 5 | 0 | 25 | 183 | 2 | 7 | 1 | 44 | 233 |
| Utah State | 0 | 6 | 0 | 46 | 107 | 0 | 8 | 0 | 46 | 153 |

## 1942

| | Conference | | | | | Overall | | | | |
|---|---|---|---|---|---|---|---|---|---|---|
| | W | L | T | Pts | Opp | W | L | T | Pts | Opp |
| Utah | 5 | 1 | 0 | 142 | 51 | 6 | 3 | 0 | 155 | 84 |
| Colorado | 5 | 1 | 0 | 172 | 47 | 7 | 2 | 0 | 251 | 73 |
| Denver | 3 | 2 | 1 | 100 | 85 | 6 | 3 | 1 | 182 | 98 |
| Utah State | 2 | 3 | 1 | 56 | 115 | 6 | 3 | 1 | 202 | 137 |
| Colorado State | 2 | 3 | 0 | 56 | 93 | 4 | 3 | 0 | 97 | 99 |
| Brigham Young | 1 | 4 | 0 | 30 | 103 | 2 | 5 | 0 | 55 | 133 |
| Wyoming | 1 | 5 | 0 | 47 | 109 | 3 | 5 | 0 | 106 | 115 |

## 1943

| | Conference | | | | | Overall | | | | |
|---|---|---|---|---|---|---|---|---|---|---|
| | W | L | T | Pts | Opp | W | L | T | Pts | Opp |
| Colorado | 2 | 0 | 0 | 57 | 19 | 5 | 2 | 0 | 134 | 47 |
| Utah | 0 | 2 | 0 | 19 | 57 | 0 | 7 | 0 | 38 | 297 |

*Other schools inactive due to World War II.*

## 1944

| | Conference | | | | | Overall | | | | |
|---|---|---|---|---|---|---|---|---|---|---|
| | W | L | T | Pts | Opp | W | L | T | Pts | Opp |
| Colorado | 2 | 0 | 0 | 42 | 14 | 6 | 2 | 0 | 201 | 72 |
| Denver | 2 | 1 | 1 | 78 | 34 | 4 | 3 | 2 | 193 | 120 |
| Utah | 1 | 2 | 1 | 59 | 54 | 5 | 2 | 1 | 161 | 86 |
| Utah State | 0 | 2 | 0 | 6 | 83 | 3 | 3 | 0 | 88 | 109 |

*Other schools inactive due to World War II.*

## 1945

| | Conference | | | | | Overall | | | | |
|---|---|---|---|---|---|---|---|---|---|---|
| | W | L | T | Pts | Opp | W | L | T | Pts | Opp |
| Denver | 4 | 1 | 0 | 132 | 66 | 4 | 5 | 1 | 201 | 182 |
| Colorado | 3 | 1 | 0 | 61 | 40 | 5 | 3 | 0 | 111 | 58 |
| Utah | 3 | 2 | 0 | 105 | 66 | 4 | 4 | 0 | 146 | 165 |
| Utah State | 1 | 3 | 0 | 32 | 79 | 4 | 3 | 0 | 173 | 92 |
| Colorado State | 0 | 4 | 0 | 18 | 97 | 2 | 5 | 1 | 89 | 179 |

*Other schools inactive due to World War II.*

## 1946

| | Conference | | | | | Overall | | | | |
|---|---|---|---|---|---|---|---|---|---|---|
| | W | L | T | Pts | Opp | W | L | T | Pts | Opp |
| Utah State | 4 | 1 | 1 | 119 | 41 | 7 | 2 | 1 | 220 | 75 |
| Denver | 4 | 1 | 1 | 125 | 74 | 5 | 5 | 1 | 179 | 182 |
| Utah | 4 | 2 | 0 | 110 | 55 | 8 | 3 | 0 | 257 | 114 |
| Colorado | 3 | 2 | 1 | 64 | 30 | 5 | 4 | 1 | 91 | 147 |
| Brigham Young | 3 | 2 | 1 | 55 | 77 | 5 | 4 | 1 | 94 | 119 |
| Colorado State | 1 | 5 | 0 | 13 | 132 | 2 | 7 | 0 | 50 | 183 |
| Wyoming | 0 | 6 | 0 | 23 | 100 | 1 | 8 | 1 | 44 | 192 |

## 1947

| | Conference | | | | | Overall | | | | |
|---|---|---|---|---|---|---|---|---|---|---|
| | W | L | T | Pts | Opp | W | L | T | Pts | Opp |
| Utah | 6 | 0 | 0 | 139 | 41 | 8 | 1 | 1 | 207 | 74 |
| Denver | 3 | 2 | 1 | 93 | 79 | 5 | 4 | 1 | 153 | 138 |
| Colorado | 3 | 3 | 0 | 83 | 94 | 4 | 5 | 0 | 90 | 162 |
| Utah State | 3 | 3 | 0 | 126 | 125 | 6 | 5 | 0 | 228 | 210 |
| Colorado State | 2 | 3 | 1 | 81 | 103 | 5 | 4 | 1 | 159 | 182 |
| Wyoming | 2 | 4 | 0 | 71 | 121 | 4 | 5 | 0 | 175 | 168 |
| Brigham Young | 1 | 5 | 0 | 78 | 108 | 3 | 7 | 0 | 168 | 182 |

# Big Seven Conference

*(also known as the Missouri Valley Intercollegiate Athletic Association)*

## 1948

| | Conference | | | | | Overall | | | | |
|---|---|---|---|---|---|---|---|---|---|---|
| | W | L | T | Pts | Opp | W | L | T | Pts | Opp |
| Oklahoma | 5 | 0 | 0 | 217 | 34 | 10 | 1 | 0 | 350 | 121 |
| Missouri | 5 | 1 | 0 | 186 | 81 | 8 | 3 | 0 | 331 | 161 |
| Kansas | 4 | 2 | 0 | 121 | 116 | 7 | 3 | 0 | 199 | 137 |
| Colorado | 2 | 3 | 0 | 97 | 98 | 3 | 6 | 0 | 168 | 164 |
| Iowa State | 2 | 4 | 0 | 73 | 128 | 4 | 6 | 0 | 116 | 197 |
| Nebraska | 2 | 4 | 0 | 84 | 135 | 2 | 8 | 0 | 137 | 273 |
| Kansas State | 0 | 6 | 0 | 28 | 214 | 1 | 9 | 0 | 78 | 323 |

## 1949

| | Conference | | | | | Overall | | | | |
|---|---|---|---|---|---|---|---|---|---|---|
| | W | L | T | Pts | Opp | W | L | T | Pts | Opp |
| Oklahoma | 5 | 0 | 0 | 196 | 40 | 11 | 0 | 0 | 399 | 88 |
| Missouri | 5 | 1 | 0 | 148 | 115 | 7 | 4 | 0 | 264 | 225 |
| Iowa State | 3 | 3 | 0 | 64 | 106 | 5 | 3 | 1 | 169 | 134 |
| Nebraska | 3 | 3 | 0 | 78 | 116 | 4 | 5 | 0 | 124 | 172 |
| Kansas | 2 | 4 | 0 | 137 | 127 | 5 | 5 | 0 | 259 | 183 |
| Colorado | 1 | 4 | 0 | 59 | 97 | 3 | 7 | 0 | 129 | 184 |
| Kansas State | 1 | 5 | 0 | 81 | 162 | 2 | 8 | 0 | 191 | 257 |

## 1950

| | Conference | | | | | Overall | | | | |
|---|---|---|---|---|---|---|---|---|---|---|
| | W | L | T | Pts | Opp | W | L | T | Pts | Opp |
| Oklahoma | 6 | 0 | 0 | 228 | 80 | 10 | 1 | 0 | 352 | 148 |
| Nebraska | 4 | 2 | 0 | 196 | 171 | 6 | 2 | 1 | 267 | 217 |
| Missouri | 3 | 2 | 1 | 130 | 133 | 4 | 5 | 1 | 166 | 215 |
| Kansas | 3 | 3 | 0 | 152 | 135 | 6 | 4 | 0 | 284 | 188 |
| Iowa State | 2 | 3 | 1 | 88 | 107 | 3 | 6 | 1 | 174 | 200 |
| Colorado | 2 | 4 | 0 | 127 | 114 | 5 | 4 | 1 | 227 | 172 |
| Kansas State | 0 | 6 | 0 | 48 | 229 | 1 | 9 | 1 | 122 | 355 |

## 1951

| | Conference | | | | | Overall | | | | |
|---|---|---|---|---|---|---|---|---|---|---|
| | W | L | T | Pts | Opp | W | L | T | Pts | Opp |
| Oklahoma | 6 | 0 | 0 | 217 | 61 | 8 | 2 | 0 | 321 | 97 |
| Colorado | 5 | 1 | 0 | 186 | 136 | 7 | 3 | 0 | 289 | 229 |
| Kansas | 4 | 2 | 0 | 202 | 150 | 8 | 2 | 0 | 316 | 208 |
| Iowa State | 2 | 4 | 0 | 139 | 189 | 4 | 4 | 1 | 211 | 216 |
| Missouri | 2 | 4 | 0 | 122 | 163 | 3 | 7 | 0 | 169 | 292 |
| Nebraska | 2 | 4 | 0 | 80 | 158 | 2 | 8 | 0 | 121 | 259 |
| Kansas State | 0 | 6 | 0 | 47 | 136 | 0 | 9 | 0 | 73 | 228 |

## 1952

| | Conference | | | | | Overall | | | | |
|---|---|---|---|---|---|---|---|---|---|---|
| | W | L | T | Pts | Opp | W | L | T | Pts | Opp |
| Oklahoma | 5 | 0 | 1 | 234 | 67 | 8 | 1 | 1 | 407 | 141 |
| Missouri | 5 | 1 | 0 | 109 | 79 | 5 | 5 | 0 | 147 | 159 |
| Nebraska | 3 | 2 | 1 | 92 | 87 | 5 | 4 | 1 | 173 | 123 |
| Colorado | 2 | 2 | 2 | 111 | 111 | 6 | 2 | 2 | 246 | 158 |
| Kansas | 3 | 3 | 0 | 142 | 94 | 7 | 3 | 0 | 214 | 110 |
| Iowa State | 1 | 5 | 0 | 39 | 140 | 3 | 6 | 0 | 158 | 199 |
| Kansas State | 0 | 6 | 0 | 40 | 189 | 1 | 9 | 0 | 81 | 255 |

## 1953

| | Conference | | | | | Overall | | | | |
|---|---|---|---|---|---|---|---|---|---|---|
| | W | L | T | Pts | Opp | W | L | T | Pts | Opp |
| Oklahoma | 6 | 0 | 0 | 197 | 34 | 9 | 1 | 1 | 293 | 90 |
| Kansas State | 4 | 2 | 0 | 88 | 76 | 6 | 3 | 1 | 198 | 116 |
| Missouri | 4 | 2 | 0 | 89 | 62 | 6 | 4 | 0 | 130 | 116 |
| Colorado | 2 | 4 | 0 | 126 | 153 | 6 | 4 | 0 | 201 | 194 |
| Nebraska | 2 | 4 | 0 | 60 | 113 | 3 | 6 | 1 | 119 | 184 |
| Kansas | 2 | 4 | 0 | 56 | 92 | 2 | 8 | 0 | 83 | 179 |
| Iowa State | 1 | 5 | 0 | 78 | 164 | 2 | 7 | 0 | 120 | 211 |

## 1954

| | Conference | | | | | Overall | | | | |
|---|---|---|---|---|---|---|---|---|---|---|
| | W | L | T | Pts | Opp | W | L | T | Pts | Opp |
| Oklahoma | 6 | 0 | 0 | 228 | 26 | 10 | 0 | 0 | 304 | 62 |
| Nebraska | 4 | 2 | 0 | 135 | 121 | 6 | 5 | 0 | 233 | 202 |
| Colorado | 3 | 2 | 1 | 116 | 66 | 7 | 2 | 1 | 283 | 91 |
| Missouri | 3 | 2 | 1 | 159 | 117 | 4 | 5 | 1 | 198 | 261 |
| Kansas State | 3 | 3 | 0 | 68 | 110 | 7 | 3 | 0 | 191 | 154 |
| Iowa State | 1 | 5 | 0 | 68 | 149 | 3 | 6 | 0 | 151 | 182 |
| Kansas | 0 | 6 | 0 | 50 | 235 | 0 | 10 | 0 | 93 | 377 |

## 1955

| | Conference | | | | | Overall | | | | |
|---|---|---|---|---|---|---|---|---|---|---|
| | W | L | T | Pts | Opp | W | L | T | Pts | Opp |
| Oklahoma | 6 | 0 | 0 | 253 | 34 | 11 | 0 | 0 | 385 | 60 |
| Nebraska | 5 | 1 | 0 | 100 | 94 | 5 | 5 | 0 | 127 | 176 |
| Colorado | 3 | 3 | 0 | 139 | 126 | 6 | 4 | 0 | 203 | 149 |
| Kansas State | 3 | 3 | 0 | 96 | 97 | 4 | 6 | 0 | 165 | 191 |
| Kansas | 1 | 4 | 1 | 40 | 135 | 3 | 6 | 1 | 93 | 222 |
| Iowa State | 1 | 4 | 1 | 41 | 132 | 1 | 7 | 1 | 69 | 218 |
| Missouri | 1 | 5 | 0 | 53 | 104 | 1 | 9 | 0 | 92 | 192 |

## 1956

| | Conference | | | | | Overall | | | | |
|---|---|---|---|---|---|---|---|---|---|---|
| | W | L | T | Pts | Opp | W | L | T | Pts | Opp |
| Oklahoma | 6 | 0 | 0 | 292 | 51 | 10 | 0 | 0 | 466 | 51 |
| Colorado | 4 | 1 | 1 | 161 | 66 | 8 | 2 | 1 | 294 | 143 |
| Missouri | 3 | 2 | 1 | 111 | 115 | 4 | 5 | 1 | 200 | 183 |
| Nebraska | 3 | 3 | 0 | 63 | 121 | 4 | 6 | 0 | 125 | 206 |
| Kansas | 2 | 4 | 0 | 115 | 130 | 3 | 6 | 1 | 163 | 215 |
| Kansas State | 2 | 4 | 0 | 63 | 153 | 3 | 7 | 0 | 143 | 259 |
| Iowa State | 0 | 6 | 0 | 27 | 196 | 2 | 8 | 0 | 92 | 260 |

## 1957

| | Conference | | | | | Overall | | | | |
|---|---|---|---|---|---|---|---|---|---|---|
| | W | L | T | Pts | Opp | W | L | T | Pts | Opp |
| Oklahoma | 6 | 0 | 0 | 185 | 48 | 10 | 1 | 0 | 333 | 89 |
| Kansas | 4 | 2 | 0 | 77 | 128 | 5 | 4 | 1 | 115 | 230 |
| Colorado | 3 | 3 | 0 | 160 | 93 | 6 | 3 | 1 | 250 | 137 |
| Missouri | 3 | 3 | 0 | 100 | 103 | 5 | 4 | 1 | 149 | 157 |
| Iowa State | 2 | 4 | 0 | 92 | 133 | 4 | 5 | 1 | 142 | 160 |
| Kansas State | 2 | 4 | 0 | 65 | 113 | 3 | 6 | 1 | 124 | 166 |
| Nebraska | 1 | 5 | 0 | 46 | 107 | 1 | 9 | 0 | 67 | 243 |

*(Oklahoma State did not play a conference schedule.)*

# Big Eight Conference

*(also known as the Missouri Valley Intercollegiate Athletic Association)*

## 1958

| | Conference | | | | | Overall | | | | |
|---|---|---|---|---|---|---|---|---|---|---|
| | W | L | T | Pts | Opp | W | L | T | Pts | Opp |
| Oklahoma | 6 | 0 | 0 | 205 | 20 | 10 | 1 | 0 | 300 | 55 |
| Missouri | 4 | 1 | 1 | 123 | 75 | 5 | 4 | 1 | 164 | 141 |
| Colorado | 4 | 2 | 0 | 107 | 75 | 6 | 4 | 0 | 207 | 122 |
| Kansas | 3 | 2 | 1 | 70 | 106 | 4 | 5 | 1 | 87 | 175 |
| Kansas State | 2 | 4 | 0 | 66 | 118 | 3 | 7 | 0 | 110 | 192 |
| Nebraska | 1 | 5 | 0 | 43 | 156 | 3 | 7 | 0 | 71 | 235 |
| Iowa State | 0 | 6 | 0 | 18 | 82 | 4 | 6 | 0 | 127 | 88 |

*(Oklahoma State did not play a conference schedule.)*

## 1959

| | Conference | | | | | Overall | | | | |
|---|---|---|---|---|---|---|---|---|---|---|
| | W | L | T | Pts | Opp | W | L | T | Pts | Opp |
| Oklahoma | 5 | 1 | 0 | 164 | 55 | 7 | 3 | 0 | 234 | 146 |
| Missouri | 4 | 2 | 0 | 82 | 53 | 6 | 5 | 0 | 125 | 124 |
| Colorado | 3 | 3 | 0 | 92 | 134 | 5 | 5 | 0 | 144 | 177 |
| Kansas | 3 | 3 | 0 | 79 | 64 | 5 | 5 | 0 | 163 | 134 |
| Iowa State | 3 | 3 | 0 | 83 | 62 | 7 | 3 | 0 | 248 | 80 |
| Nebraska | 2 | 4 | 0 | 62 | 99 | 4 | 6 | 0 | 108 | 160 |
| Kansas State | 1 | 5 | 0 | 60 | 155 | 2 | 8 | 0 | 109 | 266 |

*(Oklahoma State did not play a conference schedule.)*

## 1960

| | Conference | | | | | Overall | | | | |
|---|---|---|---|---|---|---|---|---|---|---|
| | W | L | T | Pts | Opp | W | L | T | Pts | Opp |
| *Kansas | 6 | 0 | 1 | 184 | 47 | 7 | 2 | 1 | 219 | 89 |
| Missouri | 6 | 1 | 0 | 199 | 63 | 10 | 1 | 0 | 295 | 93 |
| Colorado | 5 | 2 | 0 | 99 | 75 | 6 | 4 | 0 | 140 | 133 |
| Iowa State | 4 | 3 | 0 | 81 | 109 | 7 | 3 | 0 | 185 | 136 |
| Oklahoma | 2 | 4 | 1 | 118 | 101 | 3 | 6 | 1 | 136 | 158 |
| Oklahoma State | 2 | 5 | 0 | 67 | 98 | 3 | 7 | 0 | 102 | 126 |
| Nebraska | 2 | 5 | 0 | 53 | 116 | 4 | 6 | 0 | 95 | 164 |
| Kansas State | 0 | 7 | 0 | 35 | 227 | 1 | 9 | 0 | 78 | 316 |

**—forfeited wins over Colorado and Missouri due to ineligible player.*

## 1961

| | Conference | | | | | Overall | | | | |
|---|---|---|---|---|---|---|---|---|---|---|
| | W | L | T | Pts | Opp | W | L | T | Pts | Opp |
| Colorado | 7 | 0 | 0 | 127 | 39 | 9 | 2 | 0 | 184 | 104 |
| Missouri | 5 | 2 | 0 | 76 | 37 | 7 | 2 | 1 | 124 | 57 |
| Kansas | 5 | 2 | 0 | 161 | 51 | 7 | 3 | 1 | 269 | 88 |
| Oklahoma | 4 | 3 | 0 | 95 | 86 | 5 | 5 | 0 | 122 | 141 |
| Iowa State | 3 | 4 | 0 | 93 | 113 | 5 | 5 | 0 | 151 | 133 |
| Oklahoma State | 2 | 5 | 0 | 87 | 117 | 4 | 6 | 0 | 154 | 166 |
| Nebraska | 2 | 5 | 0 | 66 | 93 | 3 | 6 | 1 | 119 | 135 |
| Kansas State | 0 | 7 | 0 | 22 | 191 | 2 | 8 | 0 | 58 | 232 |

## 1962

| | Conference | | | | | Overall | | | | |
|---|---|---|---|---|---|---|---|---|---|---|
| | W | L | T | Pts | Opp | W | L | T | Pts | Opp |
| Oklahoma | 7 | 0 | 0 | 247 | 19 | 8 | 3 | 0 | 267 | 61 |
| Missouri | 5 | 1 | 1 | 152 | 35 | 8 | 1 | 2 | 204 | 62 |
| Nebraska | 5 | 2 | 0 | 160 | 100 | 9 | 2 | 0 | 293 | 161 |
| Kansas | 4 | 2 | 1 | 164 | 89 | 6 | 3 | 1 | 214 | 116 |
| Iowa State | 3 | 4 | 0 | 155 | 167 | 5 | 5 | 0 | 235 | 235 |
| Oklahoma State | 2 | 5 | 0 | 102 | 166 | 4 | 6 | 0 | 138 | 214 |
| Colorado | 1 | 6 | 0 | 55 | 278 | 2 | 8 | 0 | 122 | 346 |
| Kansas State | 0 | 7 | 0 | 26 | 207 | 0 | 10 | 0 | 39 | 283 |

## 1963

| | Conference | | | | | Overall | | | | |
|---|---|---|---|---|---|---|---|---|---|---|
| | W | L | T | Pts | Opp | W | L | T | Pts | Opp |
| Nebraska | 7 | 0 | 0 | 175 | 76 | 10 | 1 | 0 | 273 | 114 |
| Oklahoma | 6 | 1 | 0 | 181 | 83 | 8 | 2 | 0 | 236 | 137 |
| Missouri | 5 | 2 | 0 | 108 | 57 | 7 | 3 | 0 | 151 | 86 |
| Kansas | 3 | 4 | 0 | 166 | 91 | 5 | 5 | 0 | 207 | 122 |
| Iowa State | 3 | 4 | 0 | 100 | 122 | 4 | 5 | 0 | 129 | 143 |
| Colorado | 2 | 5 | 0 | 80 | 173 | 2 | 8 | 0 | 100 | 245 |
| Kansas State | 1 | 5 | 0 | 54 | 148 | 2 | 7 | 0 | 91 | 222 |
| Oklahoma State | 0 | 6 | 0 | 67 | 181 | 1 | 8 | 0 | 107 | 260 |

*Note: KSU-OSU game cancelled due to assassination of JFK.*

## 1964

| | Conference | | | | | Overall | | | | |
|---|---|---|---|---|---|---|---|---|---|---|
| | W | L | T | Pts | Opp | W | L | T | Pts | Opp |
| Nebraska | 6 | 1 | 0 | 139 | 48 | 9 | 2 | 0 | 256 | 85 |
| Oklahoma | 5 | 1 | 1 | 154 | 63 | 6 | 4 | 1 | 207 | 170 |
| Kansas | 5 | 2 | 0 | 109 | 88 | 6 | 4 | 0 | 136 | 146 |
| Missouri | 4 | 2 | 1 | 88 | 54 | 6 | 3 | 1 | 142 | 88 |
| Kansas State | 3 | 4 | 0 | 40 | 139 | 3 | 7 | 0 | 64 | 186 |
| Oklahoma State | 3 | 4 | 0 | 110 | 110 | 4 | 6 | 0 | 165 | 192 |
| Colorado | 1 | 6 | 0 | 66 | 98 | 2 | 8 | 0 | 101 | 156 |
| Iowa State | 0 | 7 | 0 | 40 | 146 | 1 | 8 | 1 | 72 | 155 |

## 1965

| | Conference | | | | | Overall | | | | |
|---|---|---|---|---|---|---|---|---|---|---|
| | W | L | T | Pts | Opp | W | L | T | Pts | Opp |
| Nebraska | 7 | 0 | 0 | 223 | 59 | 10 | 1 | 0 | 349 | 129 |
| Missouri | 6 | 1 | 0 | 172 | 56 | 8 | 2 | 1 | 223 | 101 |
| Colorado | 4 | 2 | 1 | 134 | 93 | 6 | 2 | 2 | 163 | 106 |
| Iowa State | 3 | 3 | 1 | 110 | 124 | 5 | 4 | 1 | 178 | 147 |
| Oklahoma | 3 | 4 | 0 | 97 | 108 | 3 | 7 | 0 | 106 | 150 |
| Oklahoma State | 2 | 5 | 0 | 86 | 114 | 3 | 7 | 0 | 131 | 173 |
| Kansas | 2 | 5 | 0 | 97 | 149 | 2 | 8 | 0 | 119 | 215 |
| Kansas State | 0 | 7 | 0 | 19 | 235 | 0 | 10 | 0 | 43 | 296 |

## 1966

| | Conference | | | | | Overall | | | | |
|---|---|---|---|---|---|---|---|---|---|---|
| | W | L | T | Pts | Opp | W | L | T | Pts | Opp |
| Nebraska | 6 | 1 | 0 | 143 | 64 | 9 | 2 | 0 | 223 | 118 |
| Colorado | 5 | 2 | 0 | 165 | 92 | 7 | 3 | 0 | 191 | 132 |
| Missouri | 4 | 2 | 1 | 61 | 78 | 6 | 3 | 1 | 121 | 116 |
| Oklahoma State | 4 | 2 | 1 | 77 | 79 | 4 | 5 | 1 | 103 | 138 |
| Oklahoma | 4 | 3 | 0 | 157 | 75 | 6 | 4 | 0 | 192 | 122 |
| Iowa State | 2 | 3 | 2 | 116 | 130 | 2 | 6 | 2 | 160 | 211 |
| Kansas | 0 | 6 | 1 | 48 | 138 | 2 | 7 | 1 | 106 | 188 |
| Kansas State | 0 | 6 | 1 | 38 | 149 | 0 | 9 | 1 | 66 | 226 |

## 1967

| | Conference | | | | | Overall | | | | |
|---|---|---|---|---|---|---|---|---|---|---|
| | W | L | T | Pts | Opp | W | L | T | Pts | Opp |
| Oklahoma | 7 | 0 | 0 | 201 | 59 | 10 | 1 | 0 | 290 | 92 |
| Colorado | 5 | 2 | 0 | 137 | 72 | 9 | 2 | 0 | 245 | 113 |
| Kansas | 5 | 2 | 0 | 116 | 77 | 5 | 5 | 0 | 166 | 146 |
| Missouri | 4 | 3 | 0 | 83 | 67 | 7 | 3 | 0 | 134 | 76 |
| Nebraska | 3 | 4 | 0 | 74 | 76 | 6 | 4 | 0 | 127 | 83 |
| Oklahoma State | 3 | 4 | 0 | 116 | 115 | 4 | 5 | 1 | 123 | 140 |
| Iowa State | 1 | 6 | 0 | 66 | 177 | 2 | 8 | 0 | 86 | 275 |
| Kansas State | 0 | 7 | 0 | 63 | 213 | 1 | 9 | 0 | 90 | 263 |

## 1968

| | Conference | | | | | Overall | | | | |
|---|---|---|---|---|---|---|---|---|---|---|
| | W | L | T | Pts | Opp | W | L | T | Pts | Opp |
| Kansas | 6 | 1 | 0 | 227 | 141 | 9 | 2 | 0 | 394 | 190 |
| Oklahoma | 6 | 1 | 0 | 233 | 123 | 7 | 4 | 0 | 343 | 225 |
| Missouri | 5 | 2 | 0 | 216 | 111 | 8 | 3 | 0 | 308 | 136 |
| Nebraska | 3 | 4 | 0 | 94 | 137 | 6 | 4 | 0 | 155 | 161 |
| Colorado | 3 | 4 | 0 | 157 | 169 | 4 | 6 | 0 | 220 | 244 |
| Kansas State | 2 | 5 | 0 | 130 | 203 | 4 | 6 | 0 | 194 | 247 |
| Oklahoma State | 2 | 5 | 0 | 122 | 208 | 3 | 7 | 0 | 161 | 288 |
| Iowa State | 1 | 6 | 0 | 121 | 208 | 3 | 7 | 0 | 178 | 273 |

## 1969

| | Conference | | | | | Overall | | | | |
|---|---|---|---|---|---|---|---|---|---|---|
| | W | L | T | Pts | Opp | W | L | T | Pts | Opp |
| Missouri | 6 | 1 | 0 | 266 | 141 | 9 | 2 | 0 | 365 | 191 |
| Nebraska | 6 | 1 | 0 | 132 | 68 | 9 | 2 | 0 | 254 | 119 |
| Colorado | 5 | 2 | 0 | 161 | 146 | 8 | 3 | 0 | 276 | 227 |
| Oklahoma | 4 | 3 | 0 | 183 | 233 | 6 | 4 | 0 | 285 | 289 |
| Kansas State | 3 | 4 | 0 | 215 | 174 | 5 | 5 | 0 | 319 | 233 |
| Oklahoma State | 3 | 4 | 0 | 156 | 133 | 5 | 5 | 0 | 197 | 200 |
| Iowa State | 1 | 6 | 0 | 81 | 197 | 3 | 7 | 0 | 152 | 231 |
| Kansas | 0 | 7 | 0 | 134 | 236 | 1 | 9 | 0 | 176 | 290 |

## 1970

| | Conference | | | | | Overall | | | | |
|---|---|---|---|---|---|---|---|---|---|---|
| | W | L | T | Pts | Opp | W | L | T | Pts | Opp |
| Nebraska | 7 | 0 | 0 | 289 | 134 | 11 | 0 | 1 | 426 | 189 |
| Kansas State | 5 | 2 | 0 | 130 | 134 | 6 | 5 | 0 | 190 | 218 |
| Oklahoma | 5 | 2 | 0 | 209 | 133 | 7 | 4 | 1 | 305 | 239 |
| Colorado | 3 | 4 | 0 | 200 | 148 | 6 | 5 | 0 | 309 | 206 |
| Missouri | 3 | 4 | 0 | 150 | 150 | 5 | 6 | 0 | 243 | 223 |
| Kansas | 2 | 5 | 0 | 142 | 186 | 5 | 6 | 0 | 270 | 277 |
| Oklahoma State | 2 | 5 | 0 | 133 | 263 | 4 | 7 | 0 | 213 | 337 |
| Iowa State | 1 | 6 | 0 | 135 | 240 | 5 | 6 | 0 | 248 | 284 |

## 1971

| | Conference | | | | | Overall | | | | |
|---|---|---|---|---|---|---|---|---|---|---|
| | W | L | T | Pts | Opp | W | L | T | Pts | Opp |
| Nebraska | 7 | 0 | 0 | 279 | 68 | 13 | 0 | 0 | 507 | 104 |
| Oklahoma | 6 | 1 | 0 | 328 | 119 | 11 | 1 | 0 | 535 | 217 |
| Colorado | 5 | 2 | 0 | 181 | 138 | 10 | 2 | 0 | 370 | 220 |
| Iowa State | 4 | 3 | 0 | 189 | 145 | 8 | 4 | 0 | 337 | 250 |
| Kansas State | 2 | 5 | 0 | 142 | 248 | 5 | 6 | 0 | 219 | 296 |
| Oklahoma State | 2 | 5 | 0 | 110 | 254 | 4 | 6 | 1 | 184 | 322 |
| Kansas | 2 | 5 | 0 | 104 | 218 | 4 | 7 | 0 | 187 | 286 |
| Missouri | 0 | 7 | 0 | 57 | 200 | 1 | 10 | 0 | 93 | 260 |

## 1972

| | Conference | | | | | Overall | | | | |
|---|---|---|---|---|---|---|---|---|---|---|
| | W | L | T | Pts | Opp | W | L | T | Pts | Opp |
| *Oklahoma | 6 | 1 | 0 | 189 | 68 | 11 | 1 | 0 | 399 | 74 |
| Nebraska | 5 | 1 | 1 | 281 | 57 | 9 | 2 | 1 | 501 | 97 |
| Colorado | 4 | 3 | 0 | 158 | 145 | 8 | 4 | 0 | 313 | 206 |
| Oklahoma State | 4 | 3 | 0 | 163 | 135 | 6 | 5 | 0 | 259 | 203 |
| Missouri | 3 | 4 | 0 | 96 | 160 | 6 | 6 | 0 | 219 | 311 |
| Iowa State | 2 | 4 | 1 | 159 | 158 | 5 | 6 | 1 | 319 | 238 |
| Kansas | 2 | 5 | 0 | 83 | 201 | 4 | 7 | 0 | 208 | 305 |
| Kansas State | 1 | 6 | 0 | 94 | 299 | 3 | 8 | 0 | 169 | 407 |

**—forfeited all games due to ineligible player.*

## 1973

| | Conference | | | | | Overall | | | | |
|---|---|---|---|---|---|---|---|---|---|---|
| | W | L | T | Pts | Opp | W | L | T | Pts | Opp |
| Oklahoma | 7 | 0 | 0 | 275 | 79 | 10 | 0 | 1 | 400 | 133 |
| Nebraska | 4 | 2 | 1 | 148 | 110 | 9 | 2 | 1 | 306 | 163 |
| Kansas | 4 | 2 | 1 | 117 | 134 | 7 | 4 | 1 | 253 | 220 |
| Missouri | 3 | 4 | 0 | 93 | 107 | 8 | 4 | 0 | 219 | 152 |
| Oklahoma State | 2 | 3 | 2 | 132 | 146 | 5 | 4 | 2 | 303 | 186 |
| Colorado | 2 | 5 | 0 | 116 | 163 | 5 | 6 | 0 | 240 | 250 |
| Kansas State | 2 | 5 | 0 | 107 | 223 | 5 | 6 | 0 | 176 | 260 |
| Iowa State | 2 | 5 | 0 | 124 | 150 | 4 | 7 | 0 | 245 | 236 |

## 1974

| | Conference | | | | | Overall | | | | |
|---|---|---|---|---|---|---|---|---|---|---|
| | W | L | T | Pts | Opp | W | L | T | Pts | Opp |
| Oklahoma | 7 | 0 | 0 | 294 | 65 | 11 | 0 | 0 | 473 | 92 |
| Missouri | 5 | 2 | 0 | 147 | 127 | 7 | 4 | 0 | 204 | 217 |
| Nebraska | 5 | 2 | 0 | 176 | 87 | 9 | 3 | 0 | 373 | 132 |
| Oklahoma State | 4 | 3 | 0 | 134 | 125 | 7 | 5 | 0 | 262 | 183 |
| Colorado | 3 | 4 | 0 | 160 | 186 | 5 | 6 | 0 | 226 | 307 |
| Iowa State | 2 | 5 | 0 | 94 | 133 | 4 | 7 | 0 | 186 | 198 |
| Kansas | 1 | 6 | 0 | 72 | 204 | 4 | 7 | 0 | 157 | 247 |
| Kansas State | 1 | 6 | 0 | 91 | 241 | 4 | 7 | 0 | 193 | 283 |

## 1975

| | Conference | | | | | Overall | | | | |
|---|---|---|---|---|---|---|---|---|---|---|
| | W | L | T | Pts | Opp | W | L | T | Pts | Opp |
| Nebraska | 6 | 1 | 0 | 211 | 83 | 10 | 2 | 0 | 367 | 137 |
| Oklahoma | 6 | 1 | 0 | 178 | 97 | 11 | 1 | 0 | 343 | 154 |
| Colorado | 5 | 2 | 0 | 174 | 166 | 9 | 3 | 0 | 331 | 251 |
| Kansas | 4 | 3 | 0 | 154 | 112 | 7 | 5 | 0 | 262 | 180 |
| Oklahoma State | 3 | 4 | 0 | 153 | 142 | 7 | 4 | 0 | 285 | 178 |
| Missouri | 3 | 4 | 0 | 198 | 162 | 6 | 5 | 0 | 282 | 241 |
| Iowa State | 1 | 6 | 0 | 82 | 205 | 4 | 7 | 0 | 161 | 263 |
| Kansas State | 0 | 7 | 0 | 23 | 206 | 3 | 8 | 0 | 89 | 248 |

## 1976

| | Conference | | | | | Overall | | | | |
|---|---|---|---|---|---|---|---|---|---|---|
| | W | L | T | Pts | Opp | W | L | T | Pts | Opp |
| Colorado | 5 | 2 | 0 | 189 | 140 | 8 | 4 | 0 | 305 | 225 |
| Oklahoma State | 5 | 2 | 0 | 179 | 133 | 9 | 3 | 0 | 329 | 214 |
| Oklahoma | 5 | 2 | 0 | 203 | 150 | 9 | 2 | 1 | 326 | 192 |
| Iowa State | 4 | 3 | 0 | 179 | 175 | 8 | 3 | 0 | 369 | 216 |
| Nebraska | 4 | 3 | 0 | 189 | 116 | 9 | 3 | 1 | 416 | 181 |
| Missouri | 3 | 4 | 0 | 148 | 161 | 6 | 5 | 0 | 246 | 241 |
| Kansas | 2 | 5 | 0 | 126 | 179 | 6 | 5 | 0 | 260 | 251 |
| Kansas State | 0 | 7 | 0 | 118 | 277 | 1 | 10 | 0 | 155 | 347 |

## 1977

| | Conference | | | | | Overall | | | | |
|---|---|---|---|---|---|---|---|---|---|---|
| | W | L | T | Pts | Opp | W | L | T | Pts | Opp |
| Oklahoma | 7 | 0 | 0 | 273 | 98 | 10 | 2 | 0 | 395 | 186 |
| Nebraska | 5 | 2 | 0 | 191 | 117 | 9 | 3 | 0 | 294 | 183 |
| Iowa State | 5 | 2 | 0 | 138 | 99 | 8 | 4 | 0 | 239 | 154 |
| Colorado | 3 | 3 | 1 | 124 | 146 | 7 | 3 | 1 | 266 | 174 |
| Missouri | 3 | 4 | 0 | 142 | 114 | 4 | 7 | 0 | 195 | 180 |
| Kansas | 2 | 4 | 1 | 89 | 198 | 3 | 7 | 1 | 131 | 269 |
| Oklahoma State | 2 | 5 | 0 | 124 | 197 | 4 | 7 | 0 | 235 | 267 |
| Kansas State | 0 | 7 | 0 | 79 | 191 | 1 | 10 | 0 | 131 | 286 |

## 1978

| | Conference | | | | | Overall | | | | |
|---|---|---|---|---|---|---|---|---|---|---|
| | W | L | T | Pts | Opp | W | L | T | Pts | Opp |
| Oklahoma | 6 | 1 | 0 | 256 | 95 | 11 | 1 | 0 | 471 | 175 |
| Nebraska | 6 | 1 | 0 | 256 | 112 | 9 | 3 | 0 | 444 | 216 |
| Iowa State | 4 | 3 | 0 | 104 | 121 | 8 | 4 | 0 | 219 | 188 |
| Missouri | 4 | 3 | 0 | 235 | 166 | 8 | 4 | 0 | 368 | 236 |
| Kansas State | 3 | 4 | 0 | 121 | 221 | 4 | 7 | 0 | 201 | 342 |
| Oklahoma State | 3 | 4 | 0 | 123 | 177 | 3 | 8 | 0 | 167 | 266 |
| Colorado | 2 | 5 | 0 | 112 | 178 | 6 | 5 | 0 | 230 | 206 |
| Kansas | 0 | 7 | 0 | 78 | 215 | 1 | 10 | 0 | 124 | 345 |

## 1979

| | Conference | | | | | Overall | | | | |
|---|---|---|---|---|---|---|---|---|---|---|
| | W | L | T | Pts | Opp | W | L | T | Pts | Opp |
| Oklahoma | 7 | 0 | 0 | 242 | 82 | 11 | 1 | 0 | 406 | 145 |
| Nebraska | 6 | 1 | 0 | 208 | 62 | 10 | 2 | 0 | 380 | 131 |
| Oklahoma State | 5 | 2 | 0 | 127 | 149 | 7 | 4 | 0 | 181 | 210 |
| Missouri | 3 | 4 | 0 | 144 | 103 | 7 | 5 | 0 | 260 | 166 |
| Iowa State | 2 | 5 | 0 | 69 | 140 | 3 | 8 | 0 | 137 | 221 |
| Colorado | 2 | 5 | 0 | 123 | 168 | 3 | 8 | 0 | 168 | 274 |
| Kansas | 2 | 5 | 0 | 101 | 231 | 3 | 8 | 0 | 172 | 346 |
| Kansas State | 1 | 6 | 0 | 89 | 168 | 3 | 8 | 0 | 154 | 225 |

## 1980

| | Conference | | | | | Overall | | | | |
|---|---|---|---|---|---|---|---|---|---|---|
| | W | L | T | Pts | Opp | W | L | T | Pts | Opp |
| Oklahoma | 7 | 0 | 0 | 281 | 127 | 10 | 2 | 0 | 396 | 209 |
| Nebraska | 6 | 1 | 0 | 292 | 59 | 10 | 2 | 0 | 470 | 210 |
| Missouri | 5 | 2 | 0 | 156 | 88 | 8 | 4 | 0 | 332 | 175 |
| Kansas | 3 | 3 | 1 | 129 | 158 | 4 | 5 | 2 | 171 | 208 |
| Oklahoma State | 2 | 4 | 1 | 115 | 185 | 3 | 7 | 1 | 187 | 268 |
| Iowa State | 2 | 5 | 0 | 97 | 164 | 6 | 5 | 0 | 245 | 184 |
| Colorado | 1 | 6 | 0 | 97 | 282 | 1 | 10 | 0 | 160 | 451 |
| Kansas State | 1 | 6 | 0 | 74 | 178 | 3 | 8 | 0 | 129 | 212 |

## 1981

| | Conference | | | | | Overall | | | | |
|---|---|---|---|---|---|---|---|---|---|---|
| | W | L | T | Pts | Opp | W | L | T | Pts | Opp |
| Nebraska | 7 | 0 | 0 | 267 | 46 | 9 | 3 | 0 | 364 | 125 |
| Oklahoma | 4 | 2 | 1 | 184 | 94 | 7 | 4 | 1 | 341 | 193 |
| Kansas | 4 | 3 | 0 | 116 | 132 | 8 | 4 | 0 | 188 | 195 |
| Oklahoma State | 4 | 3 | 0 | 114 | 128 | 7 | 5 | 0 | 197 | 216 |
| Missouri | 3 | 4 | 0 | 143 | 116 | 8 | 4 | 0 | 276 | 157 |
| Iowa State | 2 | 4 | 1 | 90 | 122 | 5 | 5 | 1 | 189 | 218 |
| Colorado | 2 | 5 | 0 | 59 | 213 | 3 | 8 | 0 | 138 | 325 |
| Kansas State | 1 | 6 | 0 | 92 | 214 | 2 | 9 | 0 | 164 | 297 |

## 1982

| | Conference | | | | | Overall | | | | |
|---|---|---|---|---|---|---|---|---|---|---|
| | W | L | T | Pts | Opp | W | L | T | Pts | Opp |
| Nebraska | 7 | 0 | 0 | 281 | 90 | 11 | 1 | 0 | 493 | 147 |
| Oklahoma | 6 | 1 | 0 | 212 | 88 | 8 | 3 | 0 | 296 | 171 |
| Oklahoma State | 3 | 2 | 2 | 171 | 173 | 4 | 5 | 2 | 241 | 267 |
| Kansas State | 3 | 3 | 1 | 124 | 117 | 6 | 5 | 1 | 227 | 166 |
| Missouri | 2 | 3 | 2 | 128 | 142 | 5 | 4 | 2 | 207 | 196 |
| Colorado | 1 | 5 | 1 | 115 | 212 | 2 | 8 | 1 | 160 | 301 |
| Iowa State | 1 | 5 | 1 | 94 | 174 | 4 | 6 | 1 | 213 | 221 |
| Kansas | 1 | 5 | 1 | 82 | 211 | 2 | 7 | 2 | 150 | 276 |

## 1983

| | Conference | | | | | Overall | | | | |
|---|---|---|---|---|---|---|---|---|---|---|
| | W | L | T | Pts | Opp | W | L | T | Pts | Opp |
| Nebraska | 7 | 0 | 0 | 335 | 130 | 12 | 1 | 0 | 654 | 217 |
| Oklahoma | 5 | 2 | 0 | 206 | 121 | 8 | 4 | 0 | 312 | 222 |
| Missouri | 5 | 2 | 0 | 204 | 119 | 7 | 5 | 0 | 292 | 202 |
| Oklahoma State | 3 | 4 | 0 | 157 | 103 | 8 | 4 | 0 | 271 | 162 |
| Iowa State | 3 | 4 | 0 | 174 | 264 | 4 | 7 | 0 | 248 | 385 |
| Kansas | 2 | 5 | 0 | 163 | 241 | 4 | 6 | 1 | 296 | 320 |
| Colorado | 2 | 5 | 0 | 163 | 275 | 4 | 7 | 0 | 252 | 342 |
| Kansas State | 1 | 6 | 0 | 107 | 256 | 3 | 8 | 0 | 186 | 343 |

## 1984

| | Conference | | | | | Overall | | | | |
|---|---|---|---|---|---|---|---|---|---|---|
| | W | L | T | Pts | Opp | W | L | T | Pts | Opp |
| Oklahoma | 6 | 1 | 0 | 179 | 89 | 9 | 2 | 1 | 306 | 164 |
| Nebraska | 6 | 1 | 0 | 228 | 71 | 10 | 2 | 0 | 387 | 115 |
| Oklahoma State | 5 | 2 | 0 | 165 | 94 | 10 | 2 | 0 | 312 | 148 |
| Kansas | 4 | 3 | 0 | 148 | 185 | 5 | 6 | 0 | 218 | 298 |
| Kansas State | 2 | 4 | 1 | 116 | 201 | 3 | 7 | 1 | 185 | 330 |
| Missouri | 2 | 4 | 1 | 191 | 190 | 3 | 7 | 1 | 310 | 301 |
| Colorado | 1 | 6 | 0 | 101 | 225 | 1 | 10 | 0 | 172 | 364 |
| Iowa State | 0 | 5 | 2 | 76 | 149 | 2 | 7 | 2 | 149 | 263 |

## 1985

| | Conference | | | | | Overall | | | | |
|---|---|---|---|---|---|---|---|---|---|---|
| | W | L | T | Pts | Opp | W | L | T | Pts | Opp |
| Oklahoma | 7 | 0 | 0 | 270 | 39 | 11 | 1 | 0 | 371 | 103 |
| Nebraska | 6 | 1 | 0 | 232 | 87 | 9 | 3 | 0 | 421 | 163 |
| Oklahoma State | 4 | 3 | 0 | 121 | 105 | 8 | 4 | 0 | 256 | 188 |
| Colorado | 4 | 3 | 0 | 140 | 78 | 7 | 5 | 0 | 228 | 174 |
| Iowa State | 3 | 4 | 0 | 105 | 221 | 5 | 6 | 0 | 155 | 318 |
| Kansas | 2 | 5 | 0 | 118 | 184 | 6 | 6 | 0 | 294 | 281 |
| Kansas State | 1 | 6 | 0 | 53 | 223 | 1 | 10 | 0 | 101 | 295 |
| Missouri | 1 | 6 | 0 | 117 | 219 | 1 | 10 | 0 | 206 | 342 |

## 1986

| | Conference | | | | | Overall | | | | |
|---|---|---|---|---|---|---|---|---|---|---|
| | W | L | T | Pts | Opp | W | L | T | Pts | Opp |
| Oklahoma | 7 | 0 | 0 | 302 | 30 | 11 | 1 | 0 | 508 | 81 |
| Colorado | 6 | 1 | 0 | 165 | 80 | 6 | 6 | 0 | 242 | 193 |
| Nebraska | 5 | 2 | 0 | 248 | 81 | 10 | 2 | 0 | 446 | 165 |
| Oklahoma State | 4 | 3 | 0 | 102 | 109 | 6 | 5 | 0 | 181 | 191 |
| Iowa State | 3 | 4 | 0 | 129 | 168 | 6 | 5 | 0 | 257 | 244 |
| Missouri | 2 | 5 | 0 | 114 | 195 | 3 | 8 | 0 | 196 | 314 |
| Kansas State | 1 | 6 | 0 | 70 | 243 | 2 | 9 | 0 | 134 | 343 |
| Kansas | 0 | 7 | 0 | 41 | 265 | 3 | 8 | 0 | 112 | 327 |

## 1987

| | Conference | | | | | Overall | | | | |
|---|---|---|---|---|---|---|---|---|---|---|
| | W | L | T | Pts | Opp | W | L | T | Pts | Opp |
| Oklahoma | 7 | 0 | 0 | 273 | 59 | 11 | 1 | 0 | 493 | 102 |
| Nebraska | 6 | 1 | 0 | 260 | 39 | 10 | 2 | 0 | 451 | 164 |
| Oklahoma State | 5 | 2 | 0 | 229 | 152 | 10 | 2 | 0 | 409 | 242 |
| Colorado | 4 | 3 | 0 | 175 | 120 | 7 | 4 | 0 | 268 | 180 |
| Missouri | 3 | 4 | 0 | 145 | 144 | 5 | 6 | 0 | 226 | 209 |
| Iowa State | 2 | 5 | 0 | 118 | 172 | 3 | 8 | 0 | 195 | 417 |
| Kansas | 0 | 6 | 1 | 91 | 287 | 1 | 9 | 1 | 135 | 398 |
| Kansas State | 0 | 6 | 1 | 61 | 279 | 0 | 10 | 1 | 135 | 421 |

## 1988

| | Conference | | | | | Overall | | | | |
|---|---|---|---|---|---|---|---|---|---|---|
| | W | L | T | Pts | Opp | W | L | T | Pts | Opp |
| Nebraska | 7 | 0 | 0 | 265 | 92 | 11 | 2 | 0 | 477 | 205 |
| Oklahoma | 6 | 1 | 0 | 235 | 101 | 9 | 3 | 0 | 332 | 160 |
| Oklahoma State | 5 | 2 | 0 | 317 | 219 | 10 | 2 | 0 | 584 | 341 |
| Colorado | 4 | 3 | 0 | 181 | 108 | 8 | 4 | 0 | 322 | 196 |
| Iowa State | 3 | 4 | 0 | 136 | 183 | 5 | 6 | 0 | 195 | 258 |
| Missouri | 2 | 5 | 0 | 164 | 195 | 3 | 7 | 1 | 234 | 330 |
| Kansas | 1 | 6 | 0 | 122 | 319 | 1 | 10 | 0 | 189 | 496 |
| Kansas State | 0 | 7 | 0 | 108 | 311 | 0 | 11 | 0 | 171 | 448 |

## 1989

| | Conference | | | | | Overall | | | | |
|---|---|---|---|---|---|---|---|---|---|---|
| | W | L | T | Pts | Opp | W | L | T | Pts | Opp |
| Colorado | 7 | 0 | 0 | 297 | 89 | 11 | 1 | 0 | 458 | 171 |
| Nebraska | 6 | 1 | 0 | 319 | 120 | 10 | 2 | 0 | 509 | 215 |
| Oklahoma | 5 | 2 | 0 | 247 | 156 | 7 | 4 | 0 | 380 | 200 |
| Iowa State | 4 | 3 | 0 | 200 | 217 | 6 | 5 | 0 | 294 | 305 |
| Oklahoma State | 3 | 4 | 0 | 161 | 224 | 4 | 7 | 0 | 226 | 319 |
| Kansas | 2 | 5 | 0 | 148 | 266 | 4 | 7 | 0 | 248 | 383 |
| Missouri | 1 | 6 | 0 | 140 | 272 | 2 | 9 | 0 | 171 | 363 |
| Kansas State | 0 | 7 | 0 | 86 | 254 | 1 | 10 | 0 | 134 | 349 |

## 1990

| | Conference | | | | | Overall | | | | |
|---|---|---|---|---|---|---|---|---|---|---|
| | W | L | T | Pts | Opp | W | L | T | Pts | Opp |
| Colorado | 7 | 0 | 0 | 266 | 113 | 11 | 1 | 1 | 399 | 299 |
| Nebraska | 5 | 2 | 0 | 253 | 126 | 9 | 3 | 0 | 434 | 192 |
| Oklahoma | 5 | 2 | 0 | 250 | 126 | 8 | 3 | 0 | 401 | 174 |
| Iowa State | 2 | 4 | 1 | 150 | 216 | 4 | 6 | 1 | 270 | 307 |
| Kansas | 2 | 4 | 1 | 149 | 232 | 3 | 7 | 1 | 213 | 365 |
| Kansas State | 2 | 5 | 0 | 103 | 232 | 5 | 6 | 0 | 255 | 293 |
| Missouri | 2 | 5 | 0 | 177 | 263 | 4 | 7 | 0 | 278 | 360 |
| Oklahoma State | 2 | 5 | 0 | 162 | 202 | 4 | 7 | 0 | 233 | 309 |

## 1991

| | Conference | | | | | Overall | | | | |
|---|---|---|---|---|---|---|---|---|---|---|
| | W | L | T | Pts | Opp | W | L | T | Pts | Opp |
| Colorado | 6 | 0 | 1 | 181 | 93 | 8 | 3 | 1 | 309 | 180 |
| Nebraska | 6 | 0 | 1 | 285 | 121 | 9 | 2 | 1 | 454 | 230 |
| Oklahoma | 5 | 2 | 0 | 206 | 93 | 9 | 3 | 0 | 383 | 157 |
| Kansas State | 4 | 3 | 0 | 159 | 121 | 7 | 4 | 0 | 263 | 226 |
| Kansas | 3 | 4 | 0 | 187 | 175 | 6 | 5 | 0 | 313 | 244 |
| Iowa State | 1 | 5 | 1 | 71 | 190 | 3 | 7 | 1 | 157 | 256 |
| Missouri | 1 | 6 | 0 | 115 | 289 | 3 | 7 | 1 | 223 | 403 |
| Oklahoma State | 0 | 6 | 1 | 72 | 200 | 0 | 10 | 1 | 106 | 307 |

## 1992

| | Conference | | | | | Overall | | | | |
|---|---|---|---|---|---|---|---|---|---|---|
| | W | L | T | Pts | Opp | W | L | T | Pts | Opp |
| Nebraska | 6 | 1 | 0 | 271 | 90 | 9 | 3 | 0 | 441 | 199 |
| Colorado | 5 | 1 | 1 | 175 | 111 | 9 | 2 | 1 | 340 | 224 |
| Kansas | 4 | 3 | 0 | 176 | 178 | 8 | 4 | 0 | 373 | 262 |
| Oklahoma | 3 | 2 | 2 | 142 | 133 | 5 | 4 | 2 | 271 | 196 |
| Oklahoma State | 2 | 4 | 1 | 88 | 181 | 4 | 6 | 1 | 161 | 251 |
| Kansas State | 2 | 5 | 0 | 98 | 179 | 5 | 6 | 0 | 195 | 233 |
| Iowa State | 2 | 5 | 0 | 141 | 171 | 4 | 7 | 0 | 231 | 242 |
| Missouri | 2 | 5 | 0 | 130 | 178 | 3 | 8 | 0 | 214 | 269 |

## 1993

| | Conference | | | | | Overall | | | | |
|---|---|---|---|---|---|---|---|---|---|---|
| | W | L | T | Pts | Opp | W | L | T | Pts | Opp |
| Nebraska | 7 | 0 | 0 | 233 | 109 | 11 | 1 | 0 | 438 | 194 |
| Colorado | 5 | 1 | 1 | 180 | 109 | 8 | 3 | 1 | 368 | 250 |
| Kansas State | 4 | 2 | 1 | 150 | 142 | 9 | 2 | 1 | 340 | 227 |
| Oklahoma | 4 | 3 | 0 | 159 | 122 | 9 | 3 | 0 | 358 | 186 |
| Kansas | 3 | 4 | 0 | 142 | 133 | 5 | 7 | 0 | 242 | 256 |
| Missouri | 2 | 5 | 0 | 148 | 223 | 3 | 7 | 1 | 192 | 344 |
| Iowa State | 2 | 5 | 0 | 141 | 206 | 3 | 8 | 0 | 251 | 324 |
| Oklahoma State | 0 | 7 | 0 | 76 | 185 | 3 | 8 | 0 | 174 | 236 |

## 1994

| | Conference | | | | | Overall | | | | |
|---|---|---|---|---|---|---|---|---|---|---|
| | W | L | T | Pts | Opp | W | L | T | Pts | Opp |
| Nebraska | 7 | 0 | 0 | 201 | 55 | 13 | 0 | 0 | 459 | 162 |
| Colorado | 6 | 1 | 0 | 234 | 124 | 11 | 1 | 0 | 439 | 235 |
| Kansas State | 5 | 2 | 0 | 167 | 129 | 9 | 3 | 0 | 313 | 168 |
| Oklahoma | 4 | 3 | 0 | 147 | 145 | 6 | 6 | 0 | 224 | 269 |
| Kansas | 3 | 4 | 0 | 169 | 188 | 6 | 5 | 0 | 314 | 242 |
| Missouri | 2 | 5 | 0 | 133 | 197 | 3 | 8 | 1 | 208 | 325 |
| Oklahoma State | 0 | 6 | 1 | 86 | 184 | 3 | 7 | 1 | 180 | 274 |
| Iowa State | 0 | 6 | 1 | 132 | 247 | 0 | 10 | 1 | 192 | 363 |

## 1995

| | Conference | | | | | Overall | | | | |
|---|---|---|---|---|---|---|---|---|---|---|
| | W | L | T | Pts | Opp | W | L | T | Pts | Opp |
| Nebraska | 7 | 0 | 0 | 365 | 84 | 12 | 0 | 0 | 638 | 174 |
| Colorado | 5 | 2 | 0 | 226 | 178 | 10 | 2 | 0 | 444 | 240 |
| Kansas State | 5 | 2 | 0 | 234 | 117 | 10 | 2 | 0 | 456 | 166 |
| Kansas | 5 | 2 | 0 | 186 | 170 | 10 | 2 | 0 | 335 | 237 |
| Oklahoma | 2 | 5 | 0 | 96 | 209 | 5 | 5 | 1 | 233 | 275 |
| Oklahoma State | 2 | 5 | 0 | 143 | 218 | 4 | 8 | 0 | 250 | 345 |
| Iowa State | 1 | 6 | 0 | 151 | 304 | 3 | 8 | 0 | 264 | 409 |
| Missouri | 1 | 6 | 0 | 103 | 224 | 3 | 8 | 0 | 186 | 311 |

**Joe Garten and George Hemingway with the 1990 Big Eight Trophy**

## Big 12 Conference

### 1996

| North | Conference W | L | Pts | Opp | Overall W | L | Pts | Opp |
|---|---|---|---|---|---|---|---|---|
| Nebraska | 8 | 0 | 365 | 84 | 11 | 2 | 553 | 174 |
| Colorado | 7 | 1 | 221 | 126 | 10 | 2 | 352 | 220 |
| Kansas State | 6 | 2 | 197 | 162 | 9 | 3 | 340 | 191 |
| Missouri | 3 | 5 | 197 | 307 | 5 | 6 | 278 | 376 |
| Kansas | 2 | 6 | 171 | 286 | 4 | 7 | 300 | 358 |
| Iowa State | 1 | 7 | 221 | 289 | 2 | 9 | 314 | 401 |
| **South** | **W** | **L** | **Pts** | **Opp** | **W** | **L** | **Pts** | **Opp** |
| Texas | 6 | 2 | 317 | 169 | 8 | 5 | 447 | 305 |
| Texas Tech | 5 | 3 | 197 | 149 | 7 | 5 | 323 | 232 |
| Texas A&M | 4 | 4 | 174 | 174 | 6 | 6 | 351 | 257 |
| Oklahoma | 3 | 5 | 193 | 290 | 3 | 8 | 255 | 392 |
| Oklahoma State | 2 | 6 | 159 | 281 | 5 | 6 | 243 | 327 |
| Baylor | 1 | 7 | 186 | 281 | 4 | 7 | 266 | 320 |

CHAMPIONSHIP GAME: Texas 37, Nebraska 27

### 1997

| North | Conference W | L | Pts | Opp | Overall W | L | Pts | Opp |
|---|---|---|---|---|---|---|---|---|
| Nebraska | 8 | 0 | 387 | 127 | 13 | 0 | 607 | 211 |
| Kansas State | 7 | 1 | 255 | 132 | 11 | 1 | 418 | 177 |
| Missouri | 5 | 3 | 272 | 256 | 7 | 5 | 392 | 367 |
| Colorado | 3 | 5 | 246 | 228 | 5 | 6 | 300 | 295 |
| Kansas | 3 | 5 | 129 | 235 | 5 | 6 | 177 | 279 |
| Iowa State | 1 | 7 | 155 | 321 | 1 | 10 | 210 | 592 |
| **South** | **W** | **L** | **Pts** | **Opp** | **W** | **L** | **Pts** | **Opp** |
| Texas A&M | 6 | 2 | 246 | 137 | 9 | 4 | 445 | 236 |
| Oklahoma State | 5 | 3 | 228 | 186 | 8 | 4 | 352 | 233 |
| Texas Tech | 5 | 3 | 142 | 121 | 6 | 5 | 245 | 217 |
| Texas | 2 | 6 | 194 | 255 | 4 | 7 | 283 | 366 |
| Oklahoma | 2 | 6 | 125 | 267 | 4 | 8 | 232 | 379 |
| Baylor | 1 | 7 | 146 | 257 | 2 | 9 | 200 | 375 |

CHAMPIONSHIP GAME: Nebraska 54, Texas A&M 15

### 1998

| North | Conference W | L | Pts | Opp | Overall W | L | Pts | Opp |
|---|---|---|---|---|---|---|---|---|
| Kansas State | 8 | 0 | 342 | 110 | 11 | 2 | 610 | 197 |
| Nebraska | 5 | 3 | 210 | 139 | 9 | 4 | 403 | 206 |
| Missouri | 5 | 3 | 214 | 160 | 8 | 4 | 334 | 236 |
| Colorado | 4 | 4 | 155 | 169 | 8 | 4 | 302 | 253 |
| Kansas | 1 | 7 | 155 | 269 | 4 | 7 | 280 | 341 |
| Iowa State | 1 | 7 | 135 | 288 | 3 | 8 | 221 | 328 |
| **South** | **W** | **L** | **Pts** | **Opp** | **W** | **L** | **Pts** | **Opp** |
| Texas A&M | 7 | 1 | 191 | 112 | 11 | 3 | 335 | 214 |
| Texas | 6 | 2 | 243 | 220 | 9 | 3 | 437 | 357 |
| Texas Tech | 4 | 4 | 198 | 189 | 7 | 5 | 315 | 255 |
| Oklahoma State | 3 | 5 | 197 | 218 | 5 | 6 | 303 | 296 |
| Oklahoma | 3 | 5 | 125 | 198 | 5 | 6 | 184 | 230 |
| Baylor | 1 | 7 | 142 | 239 | 2 | 9 | 195 | 323 |

CHAMPIONSHIP GAME: Texas A&M 36, Kansas State 33 (2 OT)

### 1999

| North | Conference W | L | Pts | Opp | Overall W | L | Pts | Opp |
|---|---|---|---|---|---|---|---|---|
| Nebraska | 7 | 1 | 282 | 124 | 12 | 1 | 442 | 171 |
| Kansas State | 7 | 1 | 313 | 137 | 11 | 1 | 461 | 164 |
| Colorado | 5 | 3 | 242 | 176 | 7 | 5 | 405 | 311 |
| Kansas | 3 | 5 | 170 | 242 | 5 | 7 | 294 | 354 |
| Iowa State | 1 | 7 | 173 | 255 | 4 | 7 | 247 | 272 |
| Missouri | 1 | 7 | 118 | 292 | 4 | 7 | 224 | 371 |
| **South** | **W** | **L** | **Pts** | **Opp** | **W** | **L** | **Pts** | **Opp** |
| Texas | 6 | 2 | 293 | 172 | 9 | 5 | 450 | 295 |
| Texas A&M | 5 | 3 | 196 | 172 | 8 | 4 | 318 | 232 |
| Oklahoma | 5 | 3 | 284 | 147 | 7 | 5 | 430 | 229 |
| Texas Tech | 5 | 3 | 188 | 213 | 6 | 5 | 253 | 282 |
| Oklahoma State | 3 | 5 | 186 | 229 | 5 | 6 | 267 | 274 |
| Baylor | 0 | 8 | 61 | 347 | 1 | 10 | 137 | 414 |

CHAMPIONSHIP GAME: Nebraska 22, Texas 6

### 2000

| North | Conference W | L | Pts | Opp | Overall W | L | Pts | Opp |
|---|---|---|---|---|---|---|---|---|
| Kansas State | 6 | 2 | 278 | 186 | 11 | 3 | 549 | 261 |
| Nebraska | 6 | 2 | 338 | 163 | 10 | 2 | 522 | 230 |
| Iowa State | 5 | 3 | 220 | 242 | 9 | 3 | 343 | 322 |
| Colorado | 3 | 5 | 200 | 222 | 3 | 8 | 252 | 284 |
| Kansas | 2 | 6 | 179 | 308 | 4 | 7 | 261 | 359 |
| Missouri | 2 | 6 | 186 | 253 | 3 | 8 | 255 | 348 |
| **South** | **W** | **L** | **Pts** | **Opp** | **W** | **L** | **Pts** | **Opp** |
| Oklahoma | 8 | 0 | 299 | 133 | 13 | 0 | 481 | 194 |
| Texas | 7 | 1 | 301 | 160 | 9 | 3 | 455 | 232 |
| Texas A&M | 6 | 2 | 201 | 152 | 7 | 5 | 348 | 239 |
| Texas Tech | 3 | 5 | 202 | 212 | 7 | 6 | 330 | 278 |
| Oklahoma State | 1 | 7 | 137 | 249 | 3 | 8 | 202 | 303 |
| Baylor | 0 | 8 | 82 | 343 | 2 | 9 | 139 | 397 |

CHAMPIONSHIP GAME: Oklahoma 27, Kansas State 24

### 2001

| North | Conference W | L | Pts | Opp | Overall W | L | Pts | Opp |
|---|---|---|---|---|---|---|---|---|
| Colorado | 7 | 1 | 243 | 190 | 10 | 3 | 412 | 318 |
| Nebraska | 7 | 1 | 311 | 155 | 11 | 2 | 463 | 226 |
| Iowa State | 4 | 4 | 203 | 189 | 7 | 5 | 309 | 245 |
| Kansas State | 3 | 5 | 213 | 166 | 6 | 6 | 330 | 205 |
| Missouri | 3 | 5 | 180 | 249 | 4 | 7 | 240 | 330 |
| Kansas | 1 | 7 | 114 | 333 | 3 | 8 | 182 | 398 |
| **South** | **W** | **L** | **Pts** | **Opp** | **W** | **L** | **Pts** | **Opp** |
| Texas | 7 | 1 | 295 | 78 | 11 | 2 | 517 | 207 |
| Oklahoma | 6 | 2 | 207 | 126 | 11 | 2 | 397 | 169 |
| Texas A&M | 4 | 4 | 130 | 157 | 8 | 4 | 248 | 213 |
| Texas Tech | 4 | 4 | 244 | 215 | 7 | 5 | 402 | 281 |
| Oklahoma State | 2 | 6 | 179 | 241 | 4 | 7 | 242 | 281 |
| Baylor | 0 | 8 | 109 | 329 | 3 | 8 | 205 | 358 |

CHAMPIONSHIP GAME: Colorado 39, Texas 37

### 2002

| North | Conference W | L | Pts | Opp | Overall W | L | Pts | Opp |
|---|---|---|---|---|---|---|---|---|
| Colorado | 7 | 1 | 281 | 175 | 9 | 5 | 398 | 325 |
| Kansas State | 6 | 2 | 342 | 91 | 11 | 2 | 582 | 154 |
| Iowa State | 4 | 4 | 201 | 238 | 7 | 7 | 404 | 396 |
| Nebraska | 3 | 5 | 192 | 215 | 7 | 7 | 383 | 335 |
| Missouri | 2 | 6 | 214 | 268 | 5 | 7 | 360 | 352 |
| Kansas | 0 | 8 | 125 | 380 | 2 | 10 | 248 | 507 |
| **South** | **W** | **L** | **Pts** | **Opp** | **W** | **L** | **Pts** | **Opp** |
| Oklahoma | 6 | 2 | 305 | 154 | 12 | 2 | 541 | 216 |
| Texas | 6 | 2 | 235 | 160 | 11 | 2 | 439 | 212 |
| Texas Tech | 5 | 3 | 298 | 286 | 9 | 5 | 537 | 439 |
| Oklahoma State | 5 | 3 | 256 | 230 | 8 | 5 | 446 | 356 |
| Texas A&M | 3 | 5 | 266 | 245 | 6 | 6 | 345 | 280 |
| Baylor | 1 | 7 | 93 | 366 | 3 | 9 | 202 | 496 |

CHAMPIONSHIP GAME: Oklahoma 29, Colorado 7

### 2003

| North | Conference W | L | Pts | Opp | Overall W | L | Pts | Opp |
|---|---|---|---|---|---|---|---|---|
| Kansas State | 6 | 2 | 290 | 121 | 11 | 4 | 549 | 244 |
| Nebraska | 5 | 3 | 188 | 154 | 10 | 3 | 322 | 188 |
| Missouri | 4 | 4 | 250 | 198 | 8 | 5 | 399 | 287 |
| Colorado | 3 | 5 | 228 | 255 | 5 | 7 | 319 | 398 |
| Kansas | 3 | 5 | 209 | 247 | 6 | 7 | 384 | 396 |
| Iowa State | 0 | 8 | 71 | 343 | 2 | 10 | 173 | 437 |
| **South** | **W** | **L** | **Pts** | **Opp** | **W** | **L** | **Pts** | **Opp** |
| Oklahoma | 8 | 0 | 412 | 90 | 12 | 2 | 601 | 214 |
| Texas | 7 | 1 | 308 | 182 | 10 | 3 | 533 | 280 |
| Oklahoma State | 5 | 3 | 241 | 259 | 9 | 4 | 467 | 326 |
| Texas Tech | 4 | 4 | 344 | 296 | 8 | 5 | 552 | 442 |
| Texas A&M | 2 | 6 | 205 | 356 | 4 | 8 | 304 | 465 |
| Baylor | 1 | 7 | 121 | 366 | 3 | 9 | 191 | 455 |

CHAMPIONSHIP GAME: Kansas State 35, Oklahoma 7

### 2004

| North | Conference W | L | Pts | Opp | Overall W | L | Pts | Opp |
|---|---|---|---|---|---|---|---|---|
| Colorado | 4 | 4 | 169 | 205 | 8 | 5 | 304 | 332 |
| Iowa State | 4 | 4 | 148 | 188 | 7 | 5 | 246 | 259 |
| Nebraska | 3 | 5 | 178 | 243 | 5 | 6 | 275 | 298 |
| Missouri | 3 | 5 | 142 | 171 | 5 | 6 | 256 | 215 |
| Kansas | 2 | 6 | 161 | 198 | 4 | 7 | 262 | 235 |
| Kansas State | 2 | 6 | 238 | 259 | 4 | 7 | 326 | 337 |
| **South** | **W** | **L** | **Pts** | **Opp** | **W** | **L** | **Pts** | **Opp** |
| Oklahoma | 8 | 0 | 257 | 117 | 12 | 1 | 452 | 219 |
| Texas | 7 | 1 | 263 | 145 | 11 | 1 | 423 | 215 |
| Texas A&M | 5 | 3 | 255 | 207 | 7 | 5 | 341 | 292 |
| Texas Tech | 5 | 3 | 268 | 208 | 8 | 4 | 434 | 314 |
| Oklahoma State | 4 | 4 | 252 | 220 | 7 | 5 | 387 | 301 |
| Baylor | 1 | 7 | 149 | 319 | 3 | 8 | 224 | 396 |

CHAMPIONSHIP GAME: Oklahoma 42, Colorado 3

### 2005

| North | Conference W | L | Pts | Opp | Overall W | L | Pts | Opp |
|---|---|---|---|---|---|---|---|---|
| Colorado | 5 | 3 | 219 | 167 | 7 | 6 | 305 | 307 |
| Nebraska | 4 | 4 | 201 | 208 | 8 | 4 | 296 | 252 |
| Iowa State | 4 | 4 | 232 | 158 | 7 | 5 | 339 | 230 |
| Missouri | 4 | 4 | 200 | 236 | 7 | 5 | 369 | 350 |
| Kansas | 3 | 5 | 127 | 210 | 7 | 5 | 269 | 264 |
| Kansas State | 2 | 6 | 179 | 258 | 5 | 6 | 289 | 305 |
| **South** | **W** | **L** | **Pts** | **Opp** | **W** | **L** | **Pts** | **Opp** |
| Texas | 8 | 0 | 405 | 137 | 13 | 0 | 652 | 213 |
| Texas Tech | 6 | 2 | 264 | 182 | 9 | 3 | 473 | 226 |
| Oklahoma | 6 | 2 | 241 | 190 | 8 | 4 | 323 | 277 |
| Texas A&M | 3 | 5 | 218 | 279 | 5 | 6 | 352 | 343 |
| Baylor | 2 | 6 | 140 | 244 | 5 | 6 | 236 | 291 |
| Oklahoma State | 1 | 7 | 164 | 321 | 4 | 7 | 222 | 344 |

CHAMPIONSHIP GAME: Texas 70, Colorado 3

### 2006

| North | Conference W | L | Pts | Opp | Overall W | L | Pts | Opp |
|---|---|---|---|---|---|---|---|---|
| Nebraska | 6 | 2 | 236 | 173 | 9 | 5 | 428 | 256 |
| Missouri | 4 | 4 | 214 | 178 | 8 | 5 | 391 | 254 |
| Kansas State | 4 | 4 | 188 | 218 | 7 | 6 | 296 | 309 |
| Kansas | 3 | 5 | 234 | 225 | 6 | 6 | 348 | 306 |
| Colorado | 2 | 6 | 160 | 199 | 2 | 10 | 196 | 267 |
| Iowa State | 1 | 7 | 120 | 262 | 4 | 8 | 226 | 369 |
| **South** | **W** | **L** | **Pts** | **Opp** | **W** | **L** | **Pts** | **Opp** |
| Oklahoma | 7 | 1 | 208 | 121 | 11 | 3 | 424 | 242 |
| Texas | 6 | 2 | 270 | 173 | 10 | 3 | 467 | 238 |
| Texas A&M | 5 | 3 | 193 | 174 | 9 | 4 | 362 | 267 |
| Texas Tech | 4 | 4 | 240 | 235 | 8 | 5 | 422 | 326 |
| Oklahoma State | 3 | 5 | 264 | 243 | 7 | 6 | 458 | 333 |
| Baylor | 3 | 5 | 194 | 320 | 4 | 8 | 283 | 391 |

CHAMPIONSHIP GAME: Oklahoma 21, Nebraska 7

### 2007

| North | Conference W | L | Pts | Opp | Overall W | L | Pts | Opp |
|---|---|---|---|---|---|---|---|---|
| Missouri | 7 | 1 | 335 | 181 | 12 | 2 | 558 | 326 |
| Kansas | 7 | 1 | 318 | 169 | 12 | 1 | 556 | 213 |
| Colorado | 4 | 4 | 238 | 276 | 6 | 7 | 355 | 383 |
| Kansas State | 3 | 5 | 285 | 278 | 5 | 7 | 422 | 370 |
| Nebraska | 2 | 6 | 257 | 339 | 5 | 7 | 401 | 455 |
| Iowa State | 2 | 6 | 141 | 285 | 3 | 9 | 218 | 381 |
| **South** | **W** | **L** | **Pts** | **Opp** | **W** | **L** | **Pts** | **Opp** |
| Oklahoma | 6 | 2 | 280 | 172 | 11 | 3 | 592 | 284 |
| Texas | 5 | 3 | 284 | 223 | 10 | 3 | 484 | 329 |
| Texas Tech | 4 | 4 | 273 | 238 | 9 | 4 | 532 | 337 |
| Texas A&M | 4 | 4 | 190 | 213 | 7 | 6 | 361 | 337 |
| Oklahoma State | 4 | 4 | 283 | 266 | 7 | 6 | 450 | 384 |
| Baylor | 0 | 8 | 108 | 352 | 3 | 9 | 218 | 444 |

CHAMPIONSHIP GAME: Oklahoma 38, Missouri 17

### 2008

| North | Conference W | L | Pts | Opp | Overall W | L | Pts | Opp |
|---|---|---|---|---|---|---|---|---|
| Missouri | 5 | 3 | 325 | 213 | 9 | 4 | 561 | 358 |
| Nebraska | 5 | 3 | 284 | 272 | 8 | 4 | 434 | 350 |
| Kansas | 4 | 4 | 251 | 293 | 7 | 5 | 392 | 354 |
| Colorado | 2 | 6 | 135 | 257 | 5 | 7 | 242 | 351 |
| Kansas State | 2 | 6 | 231 | 339 | 5 | 7 | 419 | 430 |
| Iowa State | 0 | 8 | 176 | 334 | 2 | 10 | 304 | 430 |
| **South** | **W** | **L** | **Pts** | **Opp** | **W** | **L** | **Pts** | **Opp** |
| Oklahoma | 7 | 1 | 441 | 246 | 12 | 1 | 702 | 319 |
| Texas | 7 | 1 | 280 | 171 | 11 | 1 | 527 | 223 |
| Texas Tech | 7 | 1 | 317 | 223 | 11 | 1 | 535 | 315 |
| Oklahoma State | 5 | 3 | 251 | 175 | 9 | 3 | 499 | 323 |
| Texas A & M | 2 | 6 | 205 | 302 | 4 | 8 | 300 | 449 |
| Baylor | 2 | 6 | 171 | 222 | 4 | 8 | 336 | 352 |

CHAMPIONSHIP GAME: Oklahoma 62, Missouri 21

### 2009

| North | Conference W | L | Pts | Opp | Overall W | L | Pts | Opp |
|---|---|---|---|---|---|---|---|---|
| Nebraska | 6 | 2 | 150 | 105 | 10 | 4 | 352 | 146 |
| Missouri | 4 | 4 | 217 | 233 | 8 | 5 | 377 | 330 |
| Kansas State | 4 | 4 | 182 | 216 | 6 | 6 | 276 | 280 |
| Iowa State | 3 | 5 | 151 | 195 | 7 | 6 | 267 | 284 |
| Colorado | 2 | 6 | 164 | 234 | 3 | 9 | 267 | 346 |
| Kansas | 1 | 7 | 191 | 287 | 5 | 7 | 353 | 341 |
| **South** | **W** | **L** | **Pts** | **Opp** | **W** | **L** | **Pts** | **Opp** |
| Texas | 8 | 0 | 317 | 145 | 13 | 1 | 550 | 234 |
| Oklahoma State | 6 | 2 | 206 | 176 | 9 | 4 | 369 | 282 |
| Texas Tech | 5 | 3 | 271 | 181 | 9 | 4 | 481 | 292 |
| Oklahoma | 5 | 3 | 231 | 127 | 8 | 5 | 404 | 189 |
| Texas A & M | 3 | 5 | 253 | 290 | 6 | 7 | 427 | 436 |
| Baylor | 1 | 7 | 104 | 248 | 4 | 8 | 249 | 327 |

CHAMPIONSHIP GAME: Texas 13, Nebraska 12

### 2010

| North | Conference W | L | Pts | Opp | Overall W | L | Pts | Opp |
|---|---|---|---|---|---|---|---|---|
| Nebraska | 6 | 2 | 245 | 150 | 10 | 4 | 432 | 243 |
| Missouri | 6 | 2 | 213 | 126 | 10 | 3 | 388 | 209 |
| Kansas State | 3 | 5 | 258 | 242 | 7 | 6 | 437 | 378 |
| Iowa State | 3 | 5 | 172 | 233 | 5 | 7 | 260 | 346 |
| Colorado | 2 | 6 | 199 | 274 | 5 | 7 | 290 | 369 |
| Kansas | 1 | 7 | 116 | 335 | 3 | 9 | 205 | 413 |
| **South** | **W** | **L** | **Pts** | **Opp** | **W** | **L** | **Pts** | **Opp** |
| Oklahoma | 6 | 2 | 314 | 171 | 12 | 2 | 521 | 305 |
| Oklahoma State | 6 | 2 | 314 | 222 | 11 | 2 | 575 | 343 |
| Texas A & M | 6 | 2 | 242 | 177 | 9 | 4 | 406 | 285 |
| Baylor | 4 | 4 | 283 | 291 | 7 | 6 | 405 | 396 |
| Texas Tech | 3 | 5 | 199 | 279 | 8 | 5 | 430 | 402 |
| Texas | 2 | 6 | 154 | 209 | 5 | 7 | 285 | 284 |

CHAMPIONSHIP GAME: Oklahoma 23, Nebraska 20

## Pac-12 Conference

### 2011

| South | Conference W | L | Pts | Opp | Overall W | L | Pts | Opp |
|---|---|---|---|---|---|---|---|---|
| UCLA | 5 | 4 | 197 | 266 | 6 | 8 | 323 | 439 |
| Utah | 4 | 5 | 188 | 202 | 8 | 5 | 325 | 263 |
| Arizona State | 4 | 5 | 308 | 255 | 6 | 7 | 431 | 372 |
| Colorado | 2 | 7 | 162 | 354 | 3 | 10 | 257 | 475 |
| Arizona | 2 | 7 | 269 | 341 | 4 | 8 | 369 | 425 |
| #Southern California | 7 | 2 | 341 | 232 | 10 | 2 | 429 | 283 |
| **North** | **W** | **L** | **Pts** | **Opp** | **W** | **L** | **Pts** | **Opp** |
| Oregon | 8 | 1 | 399 | 209 | 12 | 2 | 645 | 345 |
| Stanford | 8 | 1 | 394 | 213 | 11 | 2 | 561 | 285 |
| Washington | 5 | 4 | 270 | 290 | 7 | 6 | 434 | 467 |
| California | 4 | 5 | 223 | 227 | 7 | 6 | 368 | 314 |
| Oregon State | 3 | 6 | 206 | 268 | 3 | 9 | 262 | 370 |
| Washington State | 2 | 7 | 211 | 311 | 4 | 8 | 358 | 381 |

#—ineligible for Pac-12 championship.

CHAMPIONSHIP GAME: OREGON 49, UCLA 31

### 2012

| South | Conference W | L | Pts | Opp | Overall W | L | Pts | Opp |
|---|---|---|---|---|---|---|---|---|
| UCLA | 6 | 3 | 310 | 250 | 9 | 5 | 482 | 386 |
| Arizona State | 5 | 4 | 309 | 244 | 8 | 5 | 499 | 316 |
| Southern California | 5 | 4 | 306 | 234 | 7 | 6 | 417 | 316 |
| Arizona | 4 | 5 | 308 | 356 | 8 | 5 | 496 | 459 |
| Utah | 3 | 6 | 235 | 253 | 5 | 7 | 320 | 301 |
| Colorado | 1 | 8 | 155 | 431 | 1 | 11 | 214 | 552 |
| **North** | **W** | **L** | **Pts** | **Opp** | **W** | **L** | **Pts** | **Opp** |
| Stanford | 8 | 1 | 260 | 153 | 12 | 2 | 390 | 241 |
| Oregon | 8 | 1 | 448 | 191 | 12 | 1 | 645 | 281 |
| Oregon State | 6 | 3 | 267 | 203 | 9 | 4 | 423 | 268 |
| Washington | 5 | 4 | 210 | 220 | 7 | 6 | 312 | 314 |
| California | 2 | 7 | 174 | 300 | 3 | 9 | 276 | 397 |
| Washington State | 1 | 8 | 180 | 327 | 3 | 9 | 245 | 404 |

CHAMPIONSHIP GAME: STANFORD 27, UCLA 24

### 2013

| South | Conference W | L | Pts | Opp | Overall W | L | Pts | Opp |
|---|---|---|---|---|---|---|---|---|
| Arizona State | 8 | 1 | 398 | 231 | 10 | 4 | 556 | 373 |
| UCLA | 6 | 3 | 280 | 235 | 10 | 3 | 480 | 301 |
| Southern California | 6 | 3 | 279 | 229 | 10 | 4 | 416 | 297 |
| Arizona | 4 | 5 | 262 | 270 | 8 | 5 | 435 | 315 |
| Utah | 2 | 6 | 230 | 290 | 5 | 7 | 350 | 336 |
| Colorado | 1 | 8 | 183 | 398 | 4 | 8 | 305 | 459 |
| **North** | **W** | **L** | **Pts** | **Opp** | **W** | **L** | **Pts** | **Opp** |
| Stanford | 7 | 2 | 299 | 175 | 11 | 3 | 452 | 266 |
| Oregon | 7 | 2 | 377 | 232 | 11 | 2 | 591 | 266 |
| Washington | 5 | 4 | 334 | 251 | 9 | 4 | 493 | 297 |
| Oregon State | 4 | 5 | 301 | 292 | 7 | 6 | 452 | 408 |
| Washington State | 4 | 5 | 244 | 334 | 6 | 7 | 403 | 423 |
| California | 0 | 9 | 175 | 425 | 1 | 11 | 276 | 551 |

CHAMPIONSHIP GAME: Stanford 38, ARIZONA ST. 14

### 2014

| South | Conference W | L | Pts | Opp | Overall W | L | Pts | Opp |
|---|---|---|---|---|---|---|---|---|
| Arizona | 7 | 2 | 321 | 242 | 10 | 4 | 483 | 395 |
| UCLA | 6 | 3 | 305 | 258 | 10 | 3 | 435 | 365 |
| Arizona State | 6 | 3 | 286 | 264 | 10 | 3 | 480 | 363 |
| Southern California | 6 | 3 | 289 | 221 | 9 | 4 | 466 | 327 |
| Utah | 5 | 4 | 221 | 263 | 9 | 4 | 407 | 324 |
| Colorado | 0 | 9 | 263 | 387 | 2 | 10 | 342 | 468 |
| **North** | **W** | **L** | **Pts** | **Opp** | **W** | **L** | **Pts** | **Opp** |
| Oregon | 8 | 1 | 395 | 225 | 13 | 2 | 681 | 354 |
| Stanford | 5 | 4 | 214 | 175 | 8 | 5 | 353 | 213 |
| Washington | 4 | 5 | 236 | 216 | 8 | 6 | 423 | 347 |
| California | 3 | 6 | 338 | 397 | 5 | 7 | 459 | 477 |
| Oregon State | 2 | 7 | 213 | 328 | 5 | 7 | 308 | 379 |
| Washington State | 2 | 7 | 272 | 377 | 3 | 9 | 382 | 463 |

CHAMPIONSHIP GAME: Oregon 51, Arizona 13

### 2015

| South | Conference W | L | Pts | Opp | Overall W | L | Pts | Opp |
|---|---|---|---|---|---|---|---|---|
| Southern California | 6 | 3 | 287 | 240 | 8 | 6 | 475 | 360 |
| Utah | 6 | 3 | 270 | 207 | 10 | 3 | 398 | 290 |
| UCLA | 5 | 4 | 295 | 259 | 8 | 5 | 419 | 338 |
| Arizona State | 4 | 5 | 322 | 323 | 6 | 7 | 450 | 435 |
| Arizona | 3 | 6 | 278 | 363 | 7 | 6 | 486 | 465 |
| Colorado | 1 | 8 | 177 | 291 | 4 | 9 | .320 | 357 |
| **North** | **W** | **L** | **Pts** | **Opp** | **W** | **L** | **Pts** | **Opp** |
| Stanford | 8 | 1 | 368 | 219 | 12 | 2 | 529 | 316 |
| Oregon | 7 | 2 | 368 | 340 | 9 | 4 | 559 | 488 |
| Washington State | 6 | 3 | 304 | 274 | 9 | 4 | 409 | 360 |
| California | 4 | 5 | 285 | 298 | 8 | 5 | 493 | 399 |
| Washington | 4 | 5 | 261 | 180 | 7 | 6 | 398 | 244 |
| Oregon State | 0 | 9 | 160 | 381 | 2 | 10 | 228 | 444 |

CHAMPIONSHIP GAME: Stanford 41, Southern California 22

# COLORADO'S CONFERENCE CHAMPIONSHIPS

| Year | Record | Conference |
|---|---|---|
| 1894 | 5-0-0 | Colorado Football Association |
| 1895 | 3-0-0 | Colorado Football Association |
| 1896 | 2-0-0 | Colorado Football Association |
| 1897 | 2-0-0 | Colorado Football Association |
| 1901 | 2-0-0 | Colorado Football Association |
| 1902 | 4-0-0 | Colorado Football Association |
| 1903 | 4-0-0 | Colorado Football Association |
| 1908 | 3-0-0 (tie) | Colorado Football Association |
| 1909 | 3-0-0 | Colorado Faculty Athletic Conference |
| 1911 | 4-0-0 | Rocky Mountain Athletic Conference |
| 1913 | 3-0-1 | Rocky Mountain Athletic Conference |
| 1923 | 8-0-0 | Rocky Mountain Athletic Conference |
| 1924 | 5-0-1 | Rocky Mountain Athletic Conference |
| 1934 | 6-1-0 (tie) | Rocky Mountain Athletic Conference |
| 1935 | 5-1-0 | Rocky Mountain Athletic Conference |
| 1937 | 7-0-0 | Rocky Mountain Athletic Conference |
| 1939 | 5-1-0 | Mountain States Conference |
| 1942 | 5-1-0 (tie) | Mountain States Conference |
| 1943 | 2-0-0 | Mountain States Conference *(abbreviated due to World War II)* |
| 1944 | 2-0-0 | Mountain States Conference *(abbreviated due to World War II)* |
| 1961 | 7-0-0 | Big Eight Conference |
| 1976 | 5-2-0 (tie) | Big Eight Conference |
| 1989 | 7-0-0 | Big Eight Conference |
| 1990 | 7-0-0 | Big Eight Conference |
| 1991 | 6-0-1 (tie) | Big Eight Conference |
| 2001 | 7-1 | Big 12 Conference |




**Eric Bieniemy** finished second in the nation in rushing in 1990 with 1,628 yards and placed third in the Heisman Trophy balloting.

Two legendary Colorado sports information directors have been inducted into the CoSIDA Hall of Fame, **Fred Casotti** (1996) and **Mike Moran** (2002). Casotti served as SID from 1952-68, and Moran followed him from 1968-79.

## THE LAST TIME

### INDIVIDUAL

| | | |
|---|---|---|
| **Kickoff Return For A Touchdown** | **Colorado:** | Nelson Spruce vs. Cal in Boulder, Nov. 16, 2013 (onside, 46 yards; otherwise: M. Mosley vs. Utah, Nov. 23, 2012, 100 yds) |
| | **Opponent:** | Reggie Dunn, Utah in Boulder, Nov. 23, 2012 (100 yards). |
| **Punt Return For A Touchdown** | **Colorado:** | Stephone Robinson vs. Kansas in Boulder, Oct. 22, 2005 (81 yards). |
| | **Opponent:** | Dante Pettis, Washington in Boulder, Nov. 1, 2014 (87 yards). |
| **Interception Return For A Touchdown** | **Colorado:** | Kenneth Olugbode vs. Colorado State in Denver, Sept. 19, 2015 (60 yards). |
| | **Opponent:** | Ishmael Adams, UCLA at Pasadena, Oct. 31, 2015 (96 yards). |
| **Fumble Return/Recovery For A Touchdown** | **Colorado:** | Samson Kafovalu vs. UCLA at Pasadena, Oct. 31, 2015 (33 yards). |
| | **Opponent:** | Tra'Mayne Bondurant, Arizona at Tucson, Nov. 8, 2014 (22 yards). |
| **Blocked Punt Return For A Touchdown** | **Colorado:** | Lawrence Vickers vs. Washington State at Seattle, Sept. 11, 2004 (0 yards). |
| | **Opponent:** | Ben Wells, Texas at Austin, Oct. 10, 2009 (3 yards). |
| **Blocked Field Goal Return For A Touchdown** | **Colorado:** | Has not occurred. |
| | **Opponent:** | Max Bergen, Stanford at Palo Alto, Oct. 8, 2011 (75 yards; first-ever against Colorado) |
| **Blocked Punt** | **Colorado:** | Doug Rippy vs. Toledo at Toledo, Sept. 11, 2009 *(two blocks).* |
| | **Opponent:** | Dasmond Tautalatasi, Arizona State at Tempe, Oct. 10, 2015. |
| **Blocked PAT Kick** | **Colorado:** | Nate Bonsu vs. Arizona State in Boulder, Oct. 11, 2012. |
| | **Opponent:** | Tysyn Hartman, Kansas State in Boulder, Nov. 20, 2010. |
| **Blocked Field Goal** | **Colorado:** | Tedric Thompson vs. Colorado State in Denver, Sept. 19, 2015 (in overtime). |
| | **Opponent:** | Kylie Fitts, Utah at Salt Lake City, Nov. 28, 2015 *(kicker: Diego Gonzalez).* |
| **Offensive Lineman To Score A Touchdown** | **Colorado:** | Heath Irwin vs. Nebraska in Boulder, Oct. 28, 1995 (recovered fumble in end zone). |
| | **Opponent:** | Has not occurred. |
| **Defensive Two-Point Conversion** | **Colorado:** | Greg Biekert vs. Nebraska in Boulder, Nov. 2, 1991. |
| | **Opponent:** | Has not occurred. |
| **300 Yards Total Offense** | **Colorado:** | 357, Sefo Liufau vs. UCLA at Pasadena, Oct. 31, 2015 *(312 pass, 45 rush*). |
| | **Opponent:** | 300, Mike Bercovici, Arizona State at Tempe, Oct. 10, 2015 *(260 pass, 40 rush).* |
| **400 Yards Total Offense** | **Colorado:** | 527, Sefo Liufau vs. California at Berkeley, Sept. 27, 2014 *(455 pass, 72 rush;* **school record**). |
| | **Opponent:** | 446, Jared Goff, California at Berkeley, Sept. 27, 2014 *(458 pass, -12 rush).* |
| **100 Yards Rushing** | **Colorado:** | 100, Patrick Carr vs. UCLA at Pasadena, Oct. 31, 2015 *(19 attempts).* |
| | **Opponent:** | 187, Joe Williams, Utah at Salt Lake City, Nov. 28, 2015 *(34 attempts).* |
| **200 Yards Rushing** | **Colorado:** | 211, Chris Brown vs. Missouri at Columbia, Nov. 9, 2002. |
| | **Opponent:** | 207, Jared Baker, Arizona in Boulder, Oct. 17, 2015 *(23 attempts).* |
| **300 Yards Rushing** | **Colorado:** | 309, Chris Brown vs. Kansas at Lawrence, Oct. 12, 2002. |
| | **Opponent:** | 366, Ka'Deem Carey, Arizona at Tucson, Nov. 10, 2012 *(25 carries).* |
| **Three Touchdowns Rushing** | **Colorado:** | 3, Christian Powell vs. Utah in Boulder, Nov. 29, 2014. |
| | **Opponent:** | 4, Javorius "Buck" Allen, Southern California in Boulder, Nov. 23, 2013. |
| **Four Touchdowns Rushing** | **Colorado:** | 4, Michael Adkins II vs. Charleston Southern in Boulder, Oct. 19, 2013. |
| | **Opponent:** | 4, Ka'Deem Carey, Arizona in Boulder, Oct. 26, 2013. |
| **Two 100-Yard Rushers** | **Colorado:** | Phillip Lindsay (17-113) and Donovan Lee (10-103) vs. Nicholls State in Boulder, Sept. 26, 2005. |
| | **Opponent:** | Royce Freeman (27-163) and Taj Griffin (11-110), Oregon in Boulder, Oct. 3, 2015. |
| **Three 100-Yard Rushers** | **Colorado:** | Jon Keyworth (18-124), Paul Arendt (23-116) and Ward Walsh (15-101), vs. Air Force at USAFA, Nov. 21, 1970. |
| | **Opponent:** | David Overstreet (18-258), Darrell Shepard (3-151) and George Rhymes (9-110), Oklahoma in Boulder, Oct. 4, 1980. |
| **300 Yards Passing** | **Colorado:** | 312, Sefo Liufau vs. UCLA at Pasadena, Oct. 31, 2015. |
| | **Opponent:** | 311, Travis Wilson, Utah in Boulder, Nov. 29, 2014. |
| **400 Yards Passing** | **Colorado:** | 455, Sefo Liufau vs. California at Berkeley, Sept. 27, 2014 *(46-of-67).* |
| | **Opponent:** | 458, Jared Goff, California at Berkeley, Sept. 27, 2014 *(24-of-42).* |
| **Three Touchdowns Passing** | **Colorado:** | 7, Sefo Liufau vs. California at Berkeley, Sept. 27, 2014 (**school record**). |
| | **Opponent:** | 3, Cody Kessler, Southern California in Boulder, Nov. 13, 2015. |
| **Four Touchdowns Passing** | **Colorado:** | 7, Sefo Liufau vs. California at Berkeley, Sept. 27, 2014 (**school record**). |
| | **Opponent:** | 5, Mike Bercovici, Arizona State at Tempe, Oct. 10, 2015. |
| **Five Touchdowns Passing** | **Colorado:** | 7, Sefo Liufau vs. California at Berkeley, Sept. 27, 2014 (**school record**). |
| | **Opponent:** | 5, Mike Bercovici, Arizona State at Tempe, Oct. 10, 2015. |
| **Three Interceptions Thrown** | **Colorado:** | 4, Nick Hirschman vs. Utah in Boulder, Nov. 23, 2012. |
| | **Opponent:** | 3, Nick Foles, Arizona in Boulder, Nov. 12, 2011. |



Heath Irwin

Chris Brown

| | | |
|---|---|---|
| **Four Interceptions Thrown** | **Colorado:** | 4, Nick Hirschman vs. Utah in Boulder, Nov. 23, 2012. |
| | **Opponent:** | 4, Graham Harrell, Texas Tech at Lubbock, Oct. 27, 2007. |
| **10 Receptions** | **Colorado:** | 10, Nelson Spruce vs. Washington State at Pullman, Nov. 21, 2015 *(120 yards)*. |
| | **Opponent:** | 11, Gabe Marks, Washington State at Pullman, Nov. 21, 2015 *(110 yards)*. |
| **100 Yards Receiving** | **Colorado:** | 111, Nelson Spruce vs. Utah at Salt Lake City, Nov. 28, 2015 *(5 receptions)*. |
| | **Opponent:** | 110, Gabe Marks, Washington State at Pullman, Nov. 21, 2015 *(11 receptions)*. |
| **200 Yards Receiving** | **Colorado:** | 209, Paul Richardson vs. Central Arkansas in Boulder, Sept. 7, 2013 *(11 receptions)*. |
| | **Opponent:** | 208, Ryan Broyles, Oklahoma at Norman, Oct. 30, 2010 *(9 receptions)*. |
| **Two Touchdowns Receiving** | **Colorado:** | 2, Shay Fields vs. Arizona in Boulder, Oct. 17, 2015. |
| | **Opponent:** | 2, Tim White, Arizona State at Tempe, Oct. 10, 2015. |
| **Three Touchdowns Receiving** | **Colorado:** | 3, Nelson Spruce vs. California at Berkeley, Sept. 27, 2014. |
| | **Opponent:** | 3, Nelson Agholor, Southern California at Los Angeles, Oct. 18, 2014. |
| **Two 100-Yard Receivers** | **Colorado:** | Paul Richardson (11-140) and Nelson Spruce (8-140) vs. California in Boulder, Nov. 16, 2013. |
| | **Opponent:** | Nelson Agholor (6-128) and JuJu Smith (4-104), Southern California at Los Angeles, Oct. 18, 2014. |
| **100-Yard Rusher & Receiver** | **Colorado:** | Patrick Carr (19-100 rushing) & Devin Ross (9-101 receiving) vs. UCLA at Pasadena, Oct. 31, 2015. |
| | **Opponent:** | Gerard Wicks (13-123 rushing) & Gabe Marks (11-110 receiving), Washington State in Pullman, Nov. 21, 2015. |
| **100-Yard Rusher & Receiver *(same player)*** | **Colorado:** | Cortlen Johnson (27-172 rushing; 6-105 receiving), vs. Iowa State at Ames, Nov. 10, 2001. |
| | **Opponent:** | Has not occurred. |
| **Four Touchdowns In A Game** | **Colorado:** | 4, Michael Adkins II vs. Charleston Southern in Boulder, Oct. 19, 2013 (4 rushing). |
| | **Opponent:** | 4, Ka'Deem Carey, Arizona in Boulder, Oct. 26, 2013. |
| **Four Field Goals In A Game** | **Colorado:** | 4, Will Oliver vs. Colorado State in Denver, Sept. 1, 2013. |
| | **Opponent:** | 4, Alex Henery, Nebraska in Lincoln, Nov. 28, 2008. |
| **50-Yard Field Goal** | **Colorado:** | 52, Diego Gonzalez vs. Oregon in Boulder, Oct. 3, 2015. |
| | **Opponent:** | 52, Jared Roberts, Colorado State in Denver, Aug. 29, 2014. |
| **Two Interceptions In A Game** | **Colorado:** | 2, Jered Bell vs. Nicholls State in Boulder, Sept. 26, 2015. |
| | **Opponent:** | 2, Terrance Mitchell, Oregon in Boulder, Oct. 5, 2013. |
| **Three Interceptions In A Game** | **Colorado:** | 3, Terrence Wheatley vs. Texas Tech at Lubbock, Oct. 27, 2007. |
| | **Opponent:** | 3, Philip Thomas, Fresno State at Fresno, Sept. 15, 2012. |
| **Four Interceptions In A Game** | **Colorado:** | Has not occurred. |
| | **Opponent:** | 4, Frank Nelson, Utah at Salt Lake City, Nov. 2, 1946. |

| | | | |
|---|---|---|---|
| **Three Quarterback Sacks In A Game** | **Colorado:** | 3 (for 20 yards), Josh Hartigan vs. Kansas State in Boulder, Nov. 20, 2010. | |
| | **Opponent:** | 4 (for 31 yards), Vilas Fauonuku, Utah at Salt Lake City, Nov. 28, 2015. | |
| **Four Quarterback Sacks In A Game** | **Colorado:** | 4½ (for 46), Ron Woolfork vs. Iowa in Boulder, Sept. 26, 1992. | |
| | **Opponent:** | 4 (for 31 yards), Vilas Fauonuku, Utah at Salt Lake City, Nov. 28, 2015. | |

## TEAM

| | | | |
|---|---|---|---|
| **Shut Out (Defensive)** | **Colorado:** | **Game:** | 48-0, vs. Nicholls State in Boulder, Sept. 26, 2015. |
| | | **Through 3rd Qtr:** | 41-0, vs. Nicholls State in Boulder, Sept. 26, 2015. |
| | | **At Half:** | 24-0, vs. Nicholls State in Boulder, Sept. 26, 2015. |
| | **Opponent:** | **Game:** | 0-48, by Stanford in Boulder, Nov. 3, 2012. |
| | | **Through 3rd Qtr:** | 0-45, by Stanford in Boulder, Nov. 3, 2012. |
| | | **At Half:** | 0-14, by Washington State at Pullman, Nov. 21, 2015. |
| **Safety** | **Colorado:** | vs. Oregon in Boulder, Oct. 22, 2011 (Terrel Smith tackled Cliff Harris in end zone). | |
| | **Opponent:** | by Southern California in Boulder, Nov. 23, 2013 (Soma Vainuku blocked punt into end zone). | |
| **Held To No Offensive Touchdowns** | **Colorado:** | by Washington State at Pullman, Nov. 21, 2015. | |
| | **Opponent:** | vs. Nicholls State in Boulder, Sept. 26, 2015. | |
| **30 First Downs In A Game** | **Colorado:** | 34, vs. UCLA at Pasadena, Oct. 31, 2015. | |
| | **Opponent:** | 30, by Washington State at Pullman, Nov. 21, 2015. | |
| **Held Under 10 First Downs** | **Colorado:** | 6, by Stanford in Boulder, Nov. 3, 2012 | |
| | **Opponent:** | 8, vs. Nicholls State in Boulder, Sept. 26, 2015. | |
| **500 Yards Total Offense In A Game** | **Colorado:** | 554, vs. UCLA at Pasadena, Oct. 31, 2015 (242 rush, 312 pass). | |
| | **Opponent:** | 616, by Arizona in Boulder, Oct. 17, 2015 (291 rush, 325 pass). | |
| **600 Yards Total Offense In A Game** | **Colorado:** | 636, vs. Nicholls State in Boulder, Sept. 26, 2015 (358 rush, 278 pass). | |
| | **Opponent:** | 616, by Arizona in Boulder, Oct. 17, 2015 (291 rush, 325 pass). | |
| **Held Under 200 Yards Total Offense In A Game** | **Colorado:** | 141, by Washington in Boulder, Nov. 17, 2012 (90 rush, 51 pass). | |
| | **Opponent:** | 166, vs. Nicholls State in Boulder, Sept. 26, 2015 (126 rush, 40 pass). | |
| **Held Under 100 Yards Total Offense In A Game** | **Colorado:** | 76, by Stanford in Boulder, Nov. 3, 2012 (-21 rush, 97 pass). | |
| | **Opponent:** | 74, vs. Baylor at Waco, Nov. 13, 1999. | |

**Ron Woolfork**

**Lawrence Vickers**

| | | |
|---|---|---|
| **300 Yards Rushing In A Game** | **Colorado:** | 358, vs. Nicholls State in Boulder, Sept. 26, 2015. |
| | **Opponent:** | 361, by Oregon in Boulder, Oct. 3, 2015. |
| **400 Yards Rushing In A Game** | **Colorado:** | 427, vs. Kansas at Lawrence, Oct. 12, 2002. |
| | **Opponent:** | 405, by Arizona in Boulder, Oct. 26, 2013. |
| **500 Yards Rushing In A Game** | **Colorado:** | 502, vs. Missouri in Boulder, Nov. 11, 2000. |
| | **Opponent:** | 516, by Missouri at Columbia, Oct. 6, 1984. |
| **Held Under 100 Yards Rushing In A Game** | **Colorado:** | 49, by Utah at Salt Lake City, Nov. 28, 2015 *(33 attempts; 54 yards lost on six sacks).* |
| | **Opponent:** | 99, vs. Hawai'i at Honolulu, Sept. 3, 2013 *(34 attempts)*. |
| **400 Yards Passing In A Game** | **Colorado:** | 401, vs. Arizona State at Tempe, Oct. 10, 2015. |
| | **Opponent:** | 458, by California at Berkeley, Sept. 27, 2014. |
| **500 Yards Passing In A Game** | **Colorado:** | 533, vs. NE Louisiana in Boulder, Sept. 16, 1995. |
| | **Opponent:** | 523, by Fresno State at Honolulu, Dec. 25, 1993 (*Aloha Bowl*; only time ever vs. Colorado) |
| **Held Under 100 Yards Passing In A Game** | **Colorado:** | 51, by Washington in Boulder, Nov. 17, 2012. |
| | **Opponent:** | 40, vs. Nicholls State in Boulder, Sept. 26, 2015. |
| **Averaged Over Eight Yards Per Play** | **Colorado:** | 8.00, vs. Charleston Southern in Boulder, Oct. 19, 2013 (52-416). |
| | **Opponent:** | 8.72, by Southern California at Los Angeles, Oct. 18, 2014 (61-532). |
| **Held Under Three Yards Per Play** | **Colorado:** | 2.61, by Washington in Boulder, Nov. 17, 2012 (54-141). |
| | **Opponent:** | 2.96, by Nicholls State in Boulder, Sept. 26, 2015 (56-166). |
| **Four Interception Game** | **Colorado:** | 4, vs. Texas Tech at Lubbock, Oct. 27, 2007. |
| | **Opponent:** | 4, by Utah in Boulder, Nov. 23, 2012. |
| **Five Interception Game** | **Colorado:** | 5, vs. Texas Tech at Lubbock, Nov. 1, 2003. |
| | **Opponent:** | 5, by Oklahoma in Boulder, Oct. 17, 1992. |
| **Forced Five Lost Opponent Fumbles** | **Colorado:** | 5, vs. Nebraska in Boulder, Nov. 26, 1999. |
| | **Opponent:** | 5, by Oklahoma State at Stillwater, Nov. 8, 1980. |
| **Forced Six Lost Opponent Fumbles** | **Colorado:** | 6, vs. Kansas State in Boulder, Oct. 22, 1983. |
| | **Opponent:** | 6, by Nebraska at Lincoln, Oct. 25, 1975. |
| **Forty-Minute Time of Possession Game** | **Colorado:** | 41:05, vs. UCLA at Pasadena, Oct. 31, 2015. |
| | **Opponent:** | 42:20, by Missouri in Boulder, Nov. 1, 1997. |
| **Turnover-Free Game** | **Colorado:** | vs. Oregon State in Denver, Oct. 24, 2015. |
| | **Opponent:** | by Utah in Boulder, Nov. 29, 2014 |
| **Did Not Punt** | **Colorado:** | vs. Iowa State in Boulder, Nov. 19, 1994. |
| | **Opponent:** | by Washington at Seattle, Nov. 9, 2013 (just second time since 1983; Baylor in 2010). |
| **Recovered Own Onside Kick** | **Colorado:** | vs. Oregon at Eugene, Nov. 22, 2014 (Nelson Spruce); 0-of-last-3. |
| | **Opponent:** | by California in Boulder, Nov. 16, 2013 (1-of-last-1). |

## Father & Son Buffaloes

*—current team member.

Dick ('67) & Blake ('95) Anderson
Larry ('71) & Matt ('01), Jeff ('01) Brunson
George ('01) & George ('30) Carlson
Jim ('34) & Nick ('59) Counter
Shannon Clavelle ('95) & *Derek McCartney
Bob ('44) & Steve ('70) Dal Porto
J.B. ('46) & J.B., Jr. ('73) Dean
Gary ('74) & Matt ('01), Mike ('04) Duren
Keith ('73) & Scott ('13) Fernandez
Derek ('81) & Harrison ('13) Hunter
Phil ('70) & Heath ('95) Irwin
Darius ('94) & *Isaiah ('14) Holland
Karry ('79) & *Alex Kelley
Pete ('31) & Pete, Jr. ('54) Middlemist
Erik ('88) & Clay ('15) Norgard
Jim ('61) and Jason ('91) Perkins
Tad ('66) & Tyler ('07) Polumbus
Chet ('20) & Dick ('47) Schrepferman
Carl ('42) & John ('72), Rick ('74) Stearns
Art ('47) & Mike ('79) Tanner
Marc ('86) & Ryan ('08) Walters
Teddy Washington ('64) & Rashaan Salaam ('94)
Scott ('79) & *Richard ('14) Yates

## Father-Son Scoring (Colorado)

### Touchdowns

**Father:** Larry Brunson, 1971 (one TD)
**Father:** Marc Walters, 1986 (two TDs)
**Son**: Matt Brunson, 2001 (two TDs)
**Son**: Ryan Walters, 2006 (one TD)

### Any Points

**Father:** Dick Anderson, 1967 (two PAT kicks)
**Son:** Blake Anderson, 1994 (one TD)

## Football-Basketball Buffs

Through the years, there have been several players who suited up for both CU's football and basketball teams. But since World War II, only three scored points in both sports: **Don Branby** (1950-53), who was reserve on the basketball team, **Dave Logan**, who lettered four times in each sport (1972-75); he scored 817 points on the court and 36 on the gridiron; and **Brian Johnson** (1977-81), who scored 840 points in hoops and 2 in football—he caught a two-point conversion pass against BYU in 1981.

# FIRST PLAY OF THE YEAR

Listed below are the first plays from scrimmage by the Colorado offense each season since 1950:

| Year | Opponent | Play | Personnel | Gain |
|---|---|---|---|---|
| 1950 | at Iowa State | Rush | Merwin Hodel | 1 |
| 1951 | Colorado State | Rush | Merwin Hodel | 8 |
| 1952 | San Jose State | Rush | Zack Jordan | 11 |
| 1953 | at Washington | Rush | Carroll Hardy | 12 |
| 1954 | Drake | Rush | Frank Bernardi | 10 |
| 1955 | Arizona | Rush | John Bayuk | 0 |
| 1956 | Oregon | Rush | Bud Morley | –1 |
| 1957 | at Washington | Pass | Bob Stransky | inc |
| 1958 | Kansas State | Rush | Howard Cook | –2 |
| 1959 | Washington | Pass | Gale Weidner | inc |
| 1960 | at Baylor | Rush | Jerry Steffen | 2 |
| 1961 | Oklahoma State | Rush | Ed Coleman | 3 |
| 1962 | at Utah | Rush | Leon Mavity | 2 |
| 1963 | Southern Cal | Rush | Bill Symons | 2 |
| 1964 | at Southern Cal | Rush | George Reese | 0 |
| 1965 | at Wisconsin | Rush | Bernie McCall | 3 |
| 1966 | Miami, Fla. | Rush | Dan Kelly | 3 |
| 1967 | Baylor | Rush | William Harris | 7 |
| 1968 | Oregon | Rush | Bobby Anderson | 1 |
| 1969 | Tulsa | Pass | Bobby Anderson | inc |
| 1970 | at Indiana | Pass | Jim Bratten to Willie Nichols | 11 |
| 1971 | at LSU | Rush | Ken Johnson | 9 |
| 1972 | California | Rush | Charlie Davis | 0 |
| 1973 | at LSU | Rush | Charlie Davis | 0 |
| 1974 | at LSU | Rush | Billy Waddy | 2 |
| 1975 | California | Rush | Terry Kunz | 4 |
| 1976 | at Texas Tech | Rush | Jim Kelleher | 3 |
| 1977 | Stanford | Rush | James Mayberry | 1 |
| 1978 | Oregon | Rush | Mike Kozlowski | 14 |
| 1979 | Oregon | Rush | Willie Beebe | 2 |
| 1980 | at UCLA | Rush | Willie Beebe | 1 |
| 1981 | Texas Tech | Rush | Willie Beebe | 4 |
| 1982 | California | Pass | Randy Essington | inc |
| 1983 | at Michigan State | Pass | Steve Vogel to Loy Alexander | 9 |
| 1984 | Michigan State | Pass | Steve Vogel to Loy Alexander | 21 |
| 1985 | Colorado State | Rush | Anthony Weatherspoon | 3 |
| 1986 | Colorado State | Rush | Mike Marquez | 3 |
| 1987 | Oregon | Pass | Mark Hatcher to Drew Ferrando | 15 |
| 1988 | Fresno State | Rush | Sal Aunese | 8 |
| 1989 | Texas | Rush | Eric Bieniemy | 3 |

**Willie Beebe is the only player to be involved in CU's first play of the year three straight seasons.**



**Mike McCoy scored on CU's first "touch" of the year—a punt return—in 1975.**

| Year | Opponent | Play | Personnel | Gain |
|---|---|---|---|---|
| 1990 | *Tennessee | Rush | Mike Pritchard | 2 |
| 1991 | Wyoming | Rush | Kent Kahl | 2 |
| 1992 | Colorado State | Pass | Kordell Stewart to Erik Mitchell | 31 |
| 1993 | Texas | Rush | Lamont Warren | 8 |
| 1994 | NE Louisiana | Rush | Rashaan Salaam | 1 |
| 1995 | at Wisconsin | Pass | Koy Detmer to Matt Lepsis | 4 |
| 1996 | Washington State | Rush | Herchell Troutman | –2 |
| 1997 | Colorado State | Pass | John Hessler to Phil Savoy | 9 |
| 1998 | #Colorado State | Rush | Mike Moschetti | 14 |
| 1999 | #Colorado State | Rush | Dwayne Cherrington | 1 |
| 2000 | #Colorado State | Rush | Cortlen Johnson | 12 |
| 2001 | Fresno State | Rush | Chris Brown | 1 |
| 2002 | #Colorado State | Rush | Chris Brown | 3 |
| 2003 | #Colorado State | Rush | Bobby Purify | 2 |
| 2004 | Colorado State | Rush | Bobby Purify | –1 |
| 2005 | Colorado State | Rush | Joel Klatt | –2 |
| 2006 | Montana State | Pass | James Cox to Patrick Williams | 42 |
| 2007 | #Colorado State | Rush | Patrick Williams | 24 |
| 2008 | #Colorado State | Rush | Demetrius Sumler | 0 |
| 2009 | Colorado State | Rush | Darrell Scott | 1 |
| 2010 | #Colorado State | Pass | Tyler Hansen to Toney Clemons | 8 |
| 2011 | at Hawai'i | Rush | Tyler Hansen | –1 |
| 2012 | #Colorado State | Rush | Tony Jones | 2 |
| 2013 | #Colorado State | Rush | Christian Powell | 4 |
| 2014 | #Colorado State | Rush | Christian Powell | 2 |
| 2015 | at Hawai'i | Rush | Christian Powell | 2 |

Since 1950, CU has averaged 5.2 yards on the first play from scrimmage. Of the 66 plays for 344 yards, CU has passed 13 times (completing nine). CU has not scored on the first play from scrimmage in this time frame, and has just one turnover (lost fumble) on the first play of the year (in 1990; *—at Anaheim; #—in Denver).

**NOTE—**CU did score the first time it touched the ball in the 1975 season opener. Mike McCoy returned a California punt 61 yards for a touchdown two minutes into the game.

**DID YOU KNOW?**…The last time Colorado scored on its first offensive play of any game was at Texas A&M on Sept. 28, 1996. Rae Carruth scored from 28 yards out on a reverse after CU recovered a fumble on the opening kickoff.

# FIRST SCORE OF THE YEAR

*(Since 1950, when play-by-plays are available; time is amount remaining in the quarter specified)*

| Season | Opponent | Game | CU's First Score | Class | Time | (Qtr) |
|---|---|---|---|---|---|---|
| 1950 | Iowa State | 1 | Merwin Hodel 3 run | Jr. | 7:30 | 2nd |
| 1951 | Colorado State | 1 | Woody Shelton 2 run | Jr. | 1:15 | 1st |
| 1952 | San Jose State | 1 | Ralph Curtis 2 run | Sr. | 2:03 | 1st |
| 1953 | Washington | 1 | Gary Knafelc 16 pass from Homer Jenkins | Sr./So. | 1:56 | 1st |
| 1954 | Drake | 1 | Frank Bernardi 35 run | Sr. | 5:52 | 1st |
| 1955 | Arizona | 1 | Homer Jenkins 3 run | Sr. | 5:29 | 1st |
| 1956 | Kansas State | 2 | Gene Worden 5 run | Jr. | 9:02 | 2nd |
| 1957 | Washington | 1 | Leroy Clark 11 run | Jr. | 2:04 | 1st |
| 1958 | Kansas State | 1 | Homer Cook 10 run | Sr. | 11:38 | 1st |
| 1959 | Washington | 1 | Gale Weidner 94 interception return | So. | 3:27 | 2nd |
| 1960 | Kansas State | 2 | Gale Weidner 1 run | Jr. | 9:14 | 1st |
| 1961 | Oklahoma State | 1 | Jerry Hillebrand 40 pass from Gale Weidner | Sr./Sr. | 11:30 | 1st |
| 1962 | Utah | 1 | Bill Harris 97 kickoff return | Jr. | 5:55 | 1st |
| 1963 | Oregon State | 2 | Bill Harris 7 pass from Frank Cesarek | Sr./Jr. | 4:51 | 4th |
| 1964 | Oregon State | 2 | Robert Lee 5 run | Jr. | 0:01 | 3rd |
| 1965 | Fresno State | 2 | Frank Rogers 31 FG | Sr. | 9:09 | 1st |
| 1966 | Miami, Fla. | 1 | Dave Bartelt 23 FG | So. | 3:33 | 1st |
| 1967 | Baylor | 1 | Bobby Anderson 7 run | So. | 5:54 | 1st |
| 1968 | Oregon | 1 | Bobby Anderson 3 run | Jr. | 10:09 | 2nd |
| 1969 | Tulsa | 1 | Ron Rieger 1 run | Jr. | 0:34 | 1st |
| 1970 | Indiana | 1 | Marv Whitaker 9 pass from Jim Bratten | Sr./Sr. | 1:29 | 1st |
| 1971 | Louisiana State | 1 | Willie Nichols 7 pass from Ken Johnson | Jr./So. | 0:03 | 1st |
| 1972 | California | 1 | Charlie Davis 1 run | Jr. | 10:49 | 1st |
| 1973 | Louisiana State | 1 | Larry Ferguson 37 run | Jr. | 0:13 | 3rd |
| 1974 | Louisiana State | 1 | Terry Kunz 3 run | Jr. | 14:19 | 4th |
| 1975 | California | 1 | Mike McCoy 61 punt return | Sr. | 13:41 | 1st |
| 1976 | Texas Tech | 1 | Jim Kelleher 1 run | Sr. | 6:52 | 3rd |
| 1977 | Stanford | 1 | Bob Niziolek 3 pass from Jeff Knapple | So./Jr. | 8:13 | 1st |
| 1978 | Oregon | 1 | Pete Cyphers 1 run | Jr. | 1:23 | 1st |
| 1979 | Oregon | 1 | Tom Field 30 FG | Fr. | 5:49 | 1st |
| 1980 | UCLA | 1 | Lyndell Hawkins 10 lateral from Charles Davis (22 yards total) | Sr./Sr. | 5:31 | 3rd |
| 1981 | Texas Tech | 1 | Walter Stanley 87 pass from Randy Essington | So./So. | 9:28 | 1st |
| 1982 | California | 1 | Tom Field 30 FG | Jr. | 0:00 | 2nd |
| 1983 | Michigan State | 1 | Loy Alexander 16 pass from Steve Vogel | So./Jr. | 1:16 | 1st |
| 1984 | Michigan State | 1 | Ed Reinhardt 3 pass from Steve Vogel | So./Sr. | 13:14 | 4th |
| 1985 | Colorado State | 1 | Larry Eckel 32 FG | Sr. | 7:51 | 1st |
| 1986 | Colorado State | 1 | Mike Marquez 2 run | Jr. | 0:29 | 4th |
| 1987 | Oregon | 1 | Michael Simmons 34 run | Fr.-RS | 2:42 | 1st |
| 1988 | Fresno State | 1 | Mike Pritchard 35 pass from Sal Aunese | So./Jr. | 10:40 | 1st |
| 1989 | Texas | 1 | Eric Bieniemy 1 run | Jr. | 13:45 | 1st |
| 1990 | Tennessee | 1 | George Hemingway 1 run | Sr. | 9:55 | 2nd |
| 1991 | Wyoming | 1 | Darian Hagan 3 run | Sr. | 7:46 | 1st |
| 1992 | Colorado State | 1 | Michael Westbrook 48 pass from Kordell Stewart | Jr./So. | 9:53 | 1st |
| 1993 | Texas | 1 | Charles E. Johnson 35 pass from Kordell Stewart | Sr./Jr. | 4:22 | 1st |
| 1994 | NE Louisiana | 1 | Rashaan Salaam 1 run | Jr. | 3:45 | 1st |
| 1995 | Wisconsin | 1 | Neil Voskeritchian 27 FG | Sr. | 5:24 | 1st |
| 1996 | Washington State | 1 | Jason Lesley 31 FG | Sr. | 6:20 | 1st |
| 1997 | Colorado State | 1 | Herchell Troutman 1 run | Sr. | 9:52 | 1st |
| 1998 | Colorado State | 1 | Jeremy Aldrich 34 FG | Jr. | 8:17 | 1st |
| 1999 | Colorado State | 1 | Roman Hollowell 43 pass from Mike Moschetti | So./Sr. | 8:49 | 4th |
| 2000 | Colorado State | 1 | Marcus Houston 5 run | Fr. | 9:41 | 2nd |
| 2001 | Fresno State | 1 | Roman Hollowell 77 punt return | Sr. | 6:03 | 2nd |
| 2002 | Colorado State | 1 | Jeremy Bloom 75 punt return | Fr. | 14:42 | 4th |
| 2003 | Colorado State | 1 | Bobby Purify 6 run | Sr.-4 | 13:53 | 2nd |
| 2004 | Colorado State | 1 | Bobby Purify 1 run | Sr.-5 | 10:26 | 1st |
| 2005 | Colorado State | 1 | Mason Crosby 32 FG | Jr. | 12:22 | 2nd |
| 2006 | Montana State | 1 | Mason Crosby 24 FG | Sr. | 10:39 | 1st |
| 2007 | Colorado State | 1 | Scotty McKnight 24 pass from Cody Hawkins | Fr.-RS/Fr.-RS | 12:52 | 1st |
| 2008 | Colorado State | 1 | Scotty McKnight 35 pass from Cody Hawkins | So./So. | 14:15 | 2nd |
| 2009 | Colorado State | 1 | Aric Goodman 54 FG | Jr. | 2:50 | 2nd |
| 2010 | Colorado State | 1 | Travon Patterson 18 pass from Tyler Hansen | Sr./Jr. | 6:03 | 1st |
| 2011 | Hawai'i | 1 | Paul Richardson 15 pass from Tyler Hansen | So./Sr. | 12:02 | 3rd |
| 2012 | Colorado State | 1 | Nelson Spruce 15 pass from Jordan Webb | Fr.-RS./Jr. | 12:22 | 2nd |
| 2013 | Colorado State | 1 | Paul Richardson 82 pass from Connor Wood | Jr./Jr. | 12:41 | 1st |
| 2014 | Colorado State | 1 | Nelson Spruce 54 pass from Sefo Liufau | Jr./So. | 10:31 | 1st |
| 2015 | Hawai'i | 1 | Michael Adkins 5 run | Jr. | 9:21 | 2nd |

# QUARTERBACK STARTING DEBUTS

| Year | Quarterback | Class | First Game | Result | | Rushing | Passing | †Career Record W | L | T | Pct. |
|---|---|---|---|---|---|---|---|---|---|---|---|
| 1959 | Gale Weidner | So. | *WASHINGTON | L | 12-21 | 3-(-12), 0 td | 19-11-2, 140, 0 td | 20 | 11 | 0 | .645 |
| 1962 | Frank Cesarek | So. | *at Utah | L | 21-37 | 2-(-24), 0 td | 12- 5-1, 83, 0 td | 3 | 15 | 0 | .167 |
| 1962 | Larry Ethridge | So. | KANSAS STATE | W | 6- 0 | 1- 3, 0 td | 2- 0-0, 0, 0 td | 1 | 1 | 0 | .500 |
| 1964 | Hale Irwin | So. | *at Southern Cal | L | 0-21 | 10- 42, 0 td | 5- 2-1, 22, 0 td | 0 | 1 | 0 | .000 |
| 1964 | Bernie McCall | So. | OREGON STATE | L | 7-14 | 15- 18, 0 td | 2- 1-0, 11, 0 td | 12 | 10 | 2 | .542 |
| 1966 | Dan Kelly | Jr. | *MIAMI, FLA. | L | 3-24 | 4-(-14), 0 td | 4- 2-1, 37, 0 td | 3 | 2 | 0 | .600 |
| 1967 | Bobby Anderson | So. | *BAYLOR | W | 27- 7 | 15- 83, 2 td | 21-11-0, 129, 0 td | 14 | 9 | 0 | .609 |
| 1969 | Paul Arendt | So. | INDIANA | W | 30- 7 | 20- 72, 1 td | 15- 8-0, 103, 0 td | 4 | 3 | 0 | .571 |
| 1969 | Jim Bratten | Jr. | MISSOURI | W | 31-24 | 20- 20, 0 td | 8- 4-0, 47, 0 td | 9 | 4 | 0 | .692 |
| 1971 | Ken Johnson | So. | *at Louisiana State | W | 31-21 | 11- 18, 0 td | 19- 9-3, 82, 1 td | 17 | 6 | 0 | .739 |
| 1971 | Joe Duenas | So. | WYOMING | W | 56-13 | 15- 106, 3 td | 7- 4-1, 111, 1 td | 1 | 0 | 0 | 1.000 |
| 1973 | Clyde Crutchmer | Jr. | *at Louisiana State | L | 6-17 | 6- 15, 0 td | 7- 1-1, 15, 0 td | 5 | 6 | 0 | .455 |
| 1974 | David Williams | Jr. | *at Louisiana State | L | 14-42 | 4- (-3), 0 td | 9- 3-0, 28, 0 td | 14 | 9 | 0 | .609 |
| 1976 | Jeff Austin | Sr. | *at Texas Tech | L | 7-24 | 11-(-14), 0 td | 19- 5-5, 67, 0 td | 3 | 1 | 0 | .750 |
| 1976 | Jeff Knapple | So. | NEBRASKA | L | 12-24 | 5- 23, 0 td | 19- 6-0, 94, 0 td | 12 | 6 | 1 | .658 |
| 1978 | Bill Solomon | Jr. | *OREGON | W | 24- 7 | 10- 40, 1 td | 7- 4-1, 46, 0 td | 9 | 13 | 0 | .409 |
| 1980 | Charlie Davis | Jr. | *at UCLA | L | 14-56 | 16- 60, 0 td | 23-13-1, 143, 1 td | 0 | 5 | 0 | .000 |
| 1980 | Randy Essington | Fr. | at Missouri | L | 7-45 | 4-(-19), 0 td | 22-11-1, 58, 0 td | 3 | 14 | 1 | .194 |
| 1980 | Scott Kingdom | Jr. | IOWA State | W | 17- 9 | 11- (-5), 0 td | 6-2-1, 16, 0 td | 1 | 3 | 0 | .250 |
| 1981 | Steve Vogel | Fr.-RS | at Iowa State | L | 10-17 | 2- (-3), 0 td | 16-12-0, 89, 0 td | 4 | 17 | 0 | .190 |
| 1983 | Derek Marshall | So. | at Kansas | W | 34-23 | 4- 4, 0 td | 22-11-0, 148, 0 td | 2 | 1 | 0 | .667 |
| 1984 | Craig Keenan | Jr. | at Oklahoma State | L | 14-20 | 9- (-2), 0 td | 25-10-0, 178, 1 td | 0 | 4 | 0 | .000 |
| 1985 | Mark Hatcher | So. | *COLORADO STATE | W | 23-10 | 12- 62, 2 td | 9- 3-0, 36, 0 td | 13 | 12 | 0 | .520 |
| 1985 | #Rick Wheeler | So. | at Nebraska | L | 7-17 | 5- 38, 0 td | 1- 1-0, 12, 0 td | 1 | 1 | 0 | .500 |
| 1986 | Marc Walters | Fr. | at Kansas State | W | 49- 3 | 18- 88, 2 td | 4- 4-0, 111, 1 td | 1 | 0 | 0 | 1.000 |
| 1987 | Sal Aunese | So. | at Colorado State | W | 29-16 | 18- 83, 1 td | 6- 4-0, 139, 1 td | 13 | 6 | 0 | .684 |
| 1989 | Darian Hagan | So. | *TEXAS | W | 27- 6 | 14- 116, 1 td | 12- 7-0, 95, 1 td | 28 | 5 | 2 | .829 |
| 1990 | Charles Johnson | Jr. | at Missouri | W | 33-31 | 9- 17, 1 td | 18-10-0, 151, 1 td | 2 | 0 | 0 | 1.000 |
| 1992 | Kordell Stewart | So. | *COLORADO STATE | W | 37-17 | 9- 21, 0 td | 36-21-1, 409, 4 td | 27 | 5 | 1 | .833 |
| 1992 | Duke Tobin | Jr. | at Minnesota | W | 21-20 | 11-(-12), 0 td | 10- 2-0, 12, 0 td | 1 | 0 | 0 | 1.000 |
| 1992 | Koy Detmer | Fr. | OKLAHOMA | T | 24-24 | 9-(-22), 0 td | 50-33-5, 418, 2 td | 14 | 3 | 1 | .806 |
| 1995 | John Hessler | So. | at Oklahoma | W | 38-17 | 6-(-18), 0 td | 34-24-0, 348, 5 td | 11 | 8 | 0 | .579 |
| 1998 | Mike Moschetti | Jr. | *Colorado State (Denver) | W | 42-14 | 5- 13, 0 td | 32-21-0, 257, 3 td | 14 | 9 | 0 | .609 |
| 1999 | Zac Colvin | Fr.-RS | at Iowa State | W | 16-12 | 6- (-1), 0 td | 23-14-1, 116, 1 td | 1 | 2 | 0 | .333 |
| 2000 | Bobby Pesavento | Jr. | WASHINGTON | L | 14-17 | 12-(-13), 0 td | 27-15-0, 174, 1 td | 4 | 4 | 0 | .500 |
| 2000 | Craig Ochs | Fr. | at Texas A&M | W | 26-19 | 6- 6, 1 td | 25-15-0, 239, 1 td | 10 | 6 | 0 | .625 |
| 2002 | Robert Hodge | Sr. | SOUTHERN CAL | L | 3-40 | 8-(-10), 0 td | 9- 1-1, 20, 0 td | 8 | 4 | 0 | .667 |
| 2003 | Joel Klatt | So. | *Colorado State (Denver) | W | 42-35 | 14-(-10), 0 td | 34-21-0, 402, 4 td | 19 | 15 | 0 | .559 |
| 2003 | Erik Greenberg | So. | at Florida State | L | 7-47 | 6-(-23), 0 td | 30-14-0, 192, 1 td | 0 | 2 | 0 | .000 |
| 2004 | James Cox | So. | IOWA STATE | W | 19-14 | 5- 11, 0 td | 16- 7-1, 67, 1 td | 1 | 2 | 0 | .333 |
| 2006 | Bernard Jackson | Jr. | Colorado State (Denver) | L | 10-14 | 18- 30, 1 td | 13- 8-0, 70, 0 td | 2 | 9 | 0 | .182 |
| 2007 | Cody Hawkins | Fr.-RS | *Colorado State (Denver) | W | 31-28 (OT) | 2- 3, 0 td | 31-18-1, 201, 2 td | 11 | 17 | 0 | .393 |
| 2008 | Tyler Hansen | Fr. | at Missouri | L | 0-58 | 16- 30, 0 td | 16-12-0, 72, 0 td | 6 | 15 | 0 | .286 |
| 2011 | Nick Hirschman | Fr.-RS | at Arizona State | L | 14-48 | 0- 0, 0 td | 7- 4-0, 52, 0 td | 0 | 3 | 0 | .000 |
| 2012 | Jordan Webb | Jr. | Colorado State (Denver) | L | 17-22 | 6-(-23), 0 td | 41-22-0, 187, 2 td | 1 | 8 | 0 | .111 |
| 2012 | Connor Wood | So. | WASHINGTON | L | 3-38 | 2- 1, 0 td | 6- 3-2, 11, 0 td | 2 | 4 | 0 | .333 |
| 2013 | Sefo Liufau | Fr. | CHARLESTON SOUTHERN | W | 43-10 | 3- (-8), 0 td | 20-14-0, 198, 1 td | 8 | 21 | 0 | .276 |
| 2014 | Jordan Gehrke | So. | at Oregon | L | 10-44 | 6- (-3), 0 td | 18- 9-0, 64, 0 td | 0 | 1 | 0 | .286 |
| 2015 | Cade Apsay | Fr.-RS | at Washington State | L | 3-27 | 9- 8, 0 td | 40-26-2, 238, 0 td | 0 | 2 | 0 | .000 |

(*—season opener; #—injured in the first quarter; †—Colorado's record as the starting quarterback.)

**Kordell Stewart**

**Koy Detmer**

**Joel Klatt**

# RUNNING BACK STARTING DEBUTS

| Year | Running Back | Pos. | Class | First Game | Result | | Rushing | Receiving |
|---|---|---|---|---|---|---|---|---|
| 1956 | Gene Worden | HB | Jr. | OREGON | L | 0-35 | 6-12, 0 td | 0-0, 0 td |
| 1956 | Eddie Dove | HB | So. | OREGON | L | 0-35 | 1-(-3), 0 td | 0-0, 0 td |
| 1956 | Leroy Clark | FB | So. | KANSAS STATE | W | 34- 0 | 2-8, 0 td | 0-0, 0 td |
| 1956 | Howard Cook | HB | So. | NEBRASKA | W | 16- 0 | 5-13, 0 td | 0-0, 0 td |
| 1957 | George Adams | FB | So. | KANSAS | L | 34-35 | 13-46, 1 td | 0-0, 0 td |
| 1958 | Chuck Weiss | FB | So. | at Arizona | W | 65-12 | 15-159, 2 td | 2-16, 0 td |
| 1959 | Jerry Steffen | HB | Jr. | WASHINGTON | L | 12-21 | 8-18, 0 td | 2-15, 0 td |
| 1959 | Dave Garvin | HB | Sr. | BAYLOR | L | 7-15 | 16-43, 0 td | 4-17, 0 td |
| 1959 | Fred Purnell | HB | So. | BAYLOR | L | 7-15 | 6-17, 0 td | 0-0, 0 td |
| 1959 | Reed Johnson | HB | So. | at Oklahoma | L | 12-42 | 6-28, 0 td | 0-0, 0 td |
| 1959 | Don Maurer | HB | Jr. | at Kansas State | W | 20-17 | 14-39, 0 td | 3-42, 0 td |
| 1959 | Loren Schweninger | FB | So. | at Kansas State | W | 20-17 | 8-28, 0 td | 0-0, 0 td |
| 1959 | Dick Dickerson | HB | So. | at Kansas State | W | 20-17 | 7-12, 0 td | 0-0, 0 td |
| 1959 | Dave Rife | HB | Jr. | IOWA STATE | L | 0-27 | 8-28, 0 td | 1-(-4), 0 td |
| 1960 | Ed Coleman | HB | So. | KANSAS STATE | W | 27- 7 | 7-39, 0 td | 0-0, 0 td |
| 1960 | Dave Vivian | HB | So. | at Kansas | L | 6-34 | 3-13, 0 td | 0-0, 0 td |
| 1960 | Claude Crabb | HB | So. | at Oklahoma State | W | 13- 6 | 5-14, 0 td | 1-6, 0 td |
| 1960 | Jim Raisis | FB | So. | AIR FORCE | L | 6-16 | 0-0, 0 td | 0-0, 0 td |
| 1960 | Ted Woods | HB | Jr. | AIR FORCE | L | 6-16 | 0-0, 0 td | 0-0, 0 td |
| 1961 | Ted Summerville | HB | So. | at Miami | W | 9- 7 | 3-5, 0 td | 0-0, 0 td |
| 1961 | Leon Mavity | HB | So. | at Kansas State | W | 13- 0 | 2-3, 0 td | 0-0, 0 td |
| 1962 | Bill Harris | FB | Jr. | at Utah | L | 21-37 | 3-12, 0 td | 0-0, 0 td |
| 1962 | Bill Symons | HB | So. | KANSAS STATE | W | 6- 0 | 2-7, 0 td | 3-25, 0 td |
| 1962 | Ben Howe | FB | So. | at Oklahoma State | L | 16-36 | 8-20, 0 td | 0-0, 0 td |
| 1963 | Noble Milton | FB | Sr. | SOUTHERN CAL | L | 0-14 | 6-14, 0 td | 0-0, 0 td |
| 1964 | George Reese | HB | So. | at Southern Cal | L | 0-21 | 13-35, 0 td | 0-0, 0 td |
| 1964 | Terry McCarthy | FB | So. | at Southern Cal | L | 0-21 | 0-0, 0 td | 0-0, 0 td |
| 1964 | George Lewark | HB | So. | OREGON STATE | L | 7-14 | 1-2, 0 td | 0-0, 0 td |
| 1964 | Robert Lee | HB | So. | KANSAS STATE | L | 14-16 | 10-29, 0 td | 0-0, 0 td |
| 1964 | John Marchiol | FB | Jr. | at Iowa State | W | 14- 7 | 13-47, 0 td | 0-0, 0 td |
| 1964 | Estes Banks | HB | So. | OKLAHOMA | L | 11-14 | 14-41, 0 td | 2-29, 0 td |
| 1965 | Bill Harris | HB | So. | at Wisconsin | T | 0- 0 | 13-55, 0 td | 0-0, 0 td |
| 1965 | Dick O'Dell | HB | So. | at Kansas State | W | 36- 0 | 9-38, 0 td | 0-0, 0 td |
| 1965 | Larry Plantz | HB | So. | at Air Force | W | 19- 6 | 10-47, 0 td | 2-27, 0 td |
| 1966 | Wilmer Cooks | FB | Jr. | MIAMI | L | 3-24 | 8-27, 0 td | 0-0, 0 td |
| 1966 | John Farler | HB | Jr. | at Kansas | W | 35-18 | 6-6, 0 td | 1-13, 0 td |
| 1967 | Tom Porter | FB | So. | BAYLOR | W | 27- 7 | 2-12, 0 td | 0-0, 0 td |
| 1967 | Steve Engel | FB | So. | at Oregon | W | 17-13 | 13-45, 0 td | 0-0, 0 td |
| 1967 | Tom Nigbur | FB | So. | OKLAHOMA STATE | L | 7-10 | 8-27, 0 td | 0-0, 0 td |
| 1968 | Ward Walsh | FB | So. | OREGON | W | 28- 7 | 17-63, 0 td | 1-6, 0 td |
| 1969 | Ron Rieger | TB | So. | TULSA | W | 35-14 | 23-100, 1 td | 1-7, 0 td |
| 1969 | Bobby Anderson | TB | Sr. | INDIANA | W | 30- 7 | 29-161, 3 td | 0-0, 0 td |
| 1970 | John Tarver | HB | Jr. | PENN STATE | W | 41-13 | 19-64, 1 td | 0-0, 0 td |
| 1971 | Charlie Davis | TB | So. | at Louisiana State | W | 31-21 | 20-174, 2 td | 0-0, 0 td |
| 1972 | Bo Matthews | FB | Jr. | CALIFORNIA | W | 20-10 | 12-58, 0 td | 0-0, 0 td |
| 1973 | Billy Waddy | TB | Fr. | at Wisconsin | W | 28-25 | 24-202, 2 td | 0-0, 0 td |
| 1974 | Terry Kunz | FB | Jr. | at Louisiana State | L | 14-42 | 11-63, 1 td | 0-0, 0 td |
| 1974 | Tom Perry | FB | So. | at Air Force | W | 28-27 | 11-38, 0 td | 0-0, 0 td |
| 1975 | Tony Reed | TB | Sr. | MISSOURI | W | 31-20 | 22-153, 2 td | 1-5, 0 td |
| 1975 | James Mayberry | FB | Fr. | MISSOURI | W | 31-20 | 4-6, 0 td | 1-(-4), 0 td |
| 1976 | Jim Kelleher | FB | Sr. | at Texas Tech | L | 7-24 | 15-39, 1 td | 0-0, 0 td |
| 1977 | Mike Kozlowski | TB | Jr. | STANFORD | W | 27-21 | 15-64, 0 td | 5-69, 0 td |
| 1977 | Jeff Hornberger | TB | Fr. | NEW MEXICO | W | 42- 7 | 17-75, 0 td | 0-0, 0 td |
| 1977 | Howard Ballage | TB | So. | OKLAHOMA STATE | W | 29-13 | 14-72, 0 td | 3-37, 0 td |
| 1978 | Eddie Ford | TB | So. | OKLAHOMA | L | 7-28 | 6-30, 0 td | 0-0, 0 td |
| 1979 | Lyndell Hawkins | FB | Jr. | OREGON | L | 19-33 | 13-32, 0 td | 1-14, 0 td |
| 1979 | Willie Beebe | HB | So. | OREGON | L | 19-33 | 4-14, 0 td | 3-26, 0 td |
| 1979 | Mike Green | HB | So. | Louisiana State | L | 0-44 | 6-22, 0 td | 1-3, 0 td |
| 1979 | Lance Olander | FB | Jr. | DRAKE | L | 9-13 | 7-41, 0 td | 0-0, 0 td |
| 1979 | Charles Davis | FB | So. | at Kansas | W | 31-17 | 17-62, 0 td | 2-26, 0 td |
| 1981 | Derek Singleton | HB | So. | TEXAS TECH | W | 45-27 | 15-55, 1 td | 1-41, 0 td |
| 1981 | Lee Rouson | HB | Fr.-RS | BYU | L | 20-41 | 17-84, 1 td | 5-64, 0 td |
| 1981 | Richard Johnson | HB | Jr. | at Iowa State | L | 10-17 | 23-84, 1 td | 0-0, 0 td |
| 1982 | Guy Egging | FB | Jr. | CALIFORNIA | L | 17-31 | 7-13, 0 td | 6-35, 1 td |
| 1982 | Chris McLemore | FB | Fr. | IOWA STATE | L | 14-31 | 7-1, 0 td | 3-18, 0 td |
| 1984 | Eric McCarty | HB | Fr.-RS | at Oklahoma State | L | 14-20 | 6-8, 0 td | 0-0, 0 td |

## Running Back Starting Debuts *continued*

| Year | Running Back | Pos. | Class | First Game | Result | Rushing | Receiving |
|---|---|---|---|---|---|---|---|
| 1984 | Sam Smith | HB | So. | KANSAS | L 27-28 | 5-23, 0 td | 0-0, 0 td |
| 1984 | Mark Hatcher | HB | Fr. | OKLAHOMA | L 17-42 | 1-(-1), 0 td | 1-6, 0 td |
| 1984 | Anthony Weatherspoon | HB | Fr. | at Kansas State | L 6-38 | 7-27, 0 td | 2-6, 0 td |
| 1985 | Mike Marquez | HB | So. | at Iowa State | W 40- 6 | 7-47, 1 td | 0-0, 0 td |
| 1986 | Erich Kissick | HB | Fr.-RS | COLORADO STATE | L 7-23 | 5-28, 0 td | 0-0, 0 td |
| 1986 | O.C. Oliver | HB | Fr. | IOWA STATE | W 23-21 | 13-79, 2 td | 0-0, 0 td |
| 1987 | Michael Simmons | FB | Fr.-RS | OREGON | L 7-10 | 18-142, 1 td | 0-0, 0 td |
| 1987 | Eric Bieniemy | HB | Fr. | OREGON | L 7-10 | 3-19, 0 td | 1-6, 0 td |
| 1987 | J.J. Flannigan | HB | So. | STANFORD | W 31-17 | 14-84, 1 td | 0-0, 0 td |
| 1988 | Mike Pritchard | HB | So. | FRESNO STATE | W 45- 3 | 0-0, 0 td | 1-35, 0 td |
| 1990 | George Hemingway | FB | Sr. | TENNESSEE | T 31-31 | 8-20, 1 td | 0-0, 0 td |
| 1991 | Kent Kahl | TB | Fr. | WYOMING | W 30-13 | 10-50, 1 td | 1-4, 0 td |
| 1991 | James Hill | FB | So. | WYOMING | W 30-13 | 11-48, 1 td | 0-0, 0 td |
| 1991 | Kendall Bussey | FB | Fr. | at Stanford | L 21-28 | 4-5, 0 td | 0-0, 0 td |
| 1991 | Lamont Warren | TB | Fr. | at Oklahoma | W 34-17 | 25-81, 1 td | 1-6, 0 td |
| 1991 | Scott Phillips | FB | So. | at Oklahoma | W 34-17 | 7-23, 0 td | 2-29, 0 td |
| 1993 | Rashaan Salaam | TB | So. | NEBRASKA | L 17-21 | 25-165, 2 td | 3-37, 0 td |
| 1995 | Herchell Troutman | TB | So. | at Wisconsin | W 43- 7 | 15-76, 0 td | 0-0, 0 td |
| 1996 | Lendon Henry | TB | Jr. | OKLAHOMA STATE | W 35-13 | 18-101, 1 td | 2-38, 0 td |
| 1998 | Dwayne Cherrington | TB | Jr. | Colorado State (Denver) | W 42-14 | 25-100, 1 td | 2-5, 0 td |
| 1998 | Cortlen Johnson | TB | Fr.-RS | BAYLOR | W 18-16 | 6-30, 0 td | 0-0, 0 td |
| 1998 | Marlon Barnes | TB | Sr. | at Oklahoma | W 27-25 | 26-135, 0 td | 0-0, 0 td |
| 1998 | Damion Barton | TB | So. | TEXAS TECH | W 19-17 | 22-47, 1 td | 2-3, 0 td |
| 2000 | Marcus Houston | TB | Fr. | at Southern California | L 14-17 | 25-150, 0 td | 1-27, 0 td |
| 2000 | Bobby Purify | TB | Fr. | OKLAHOMA STATE | W 37-21 | 12-26, 0 td | 0-0, 0 td |
| 2001 | Chris Brown | TB | So. | FRESNO STATE | L 22-24 | 15-47, 0 td | 2-15, 0 td |
| 2002 | Brian Calhoun | TB | Fr. | at Oklahoma | L 7-29 | 20-122, 0 td | 0-0, 0 td |
| 2003 | Lawrence Vickers | FB | So. | Colorado State (Denver) | W 42-35 | 1-0, 0 td | 2-3, 0 td |
| 2004 | #Lawrence Vickers | TB | Jr. | OKLAHOMA STATE | L 14-42 | 15-72, 1 td | 9-96, 0 td |
| 2005 | Hugh Charles | TB | So. | COLORADO STATE | W 31-28 | 15-101, 2 td | 3-34, 0 td |
| 2005 | Byron Ellis | TB | So. | MISSOURI | W 41-12 | 15-32, 0 td | 1-3, 0 td |
| 2006 | Mell Holliday | TB | Sr. | IOWA STATE | W 33-16 | 18-126, 0 td | 0-0, 0 td |
| 2007 | Demetrius Sumler | TB | Fr.-RS | at Arizona State | L 14-33 | 16-34, 0 td | 1-4, 0 td |
| 2007 | Brian Lockridge | TB | Fr. | at Kansas State | L 20-47 | 3-0, 0 td | 0-0, 0 td |
| 2007 | Jake Behrens | FB | So. | at Kansas State | L 20-47 | 3-29, 0 td | 1-1, 1 td |
| 2008 | Rodney Stewart | TB | Fr. | EASTERN WASHINGTON | W 31-24 | 9-38, 0 td | 2-19, 0 td |
| 2008 | Darrell Scott | TB | Fr. | Iowa State | W 28-24 | 19-87, 0 td | 0-0, 0 td |
| 2009 | Corey Nabors | TB | Jr. | at Iowa State | L 10-17 | 0-0, 0 td | 0-0, 0 td |
| 2010 | Will Jefferson | TB | So. | TEXAS TECH | L 24-27 | 4-11, 0 td | 4-46, 0 td |
| 2011 | Tony Jones | TB | Fr.-RS | OREGON | L 2-45 | 19-71, 0 td | 3-8, 0 td |
| 2012 | Christian Powell | TB | Fr. | SACRAMENTO STATE | L 28-30 | 28-147, 3 td | 1-13, 0 td |
| 2012 | Donta Abron | TB | Fr. | at Oregon | L 14-70 | 5- 20, 0 td | 0-0, 0 td |
| 2013 | Jordan Murphy | FB | So. | CENTRAL ARKANSAS | W 38-24 | 0-0, 0 td | 0-0, 0 td |
| 2013 | Michael Adkins | TB | Fr. | CHARLESTON SOU | W 43-10 | 13-137, 4 td | 1-1, 0 td |
| 2015 | Phillip Lindsay | TB | So. | Colorado State | W 27-24 (OT) | 8-22, 0 td | 1-9, 0 td |
| 2015 | Patrick Carr | TB | Fr. | at Oregon State | W 17-13 | 2-7, 0 td | 0-0, 0 td |
| 2015 | #Donovan Lee | TB | So. | STANFORD | L 10-42 | 7-17, 1 td | 2-10, 0 td |

(#—first career starts at tailback; Anderson previously started at quarterback. Vickers previously at fullback, Lee previously at receiver.)

**Billy Waddy**

**Chuck Weiss**

# 1,000-YARD RUSHING SEASONS

## Kayo Lam, 1935

| | | att | yds | td |
|---|---|---|---|---|
| Game-By-Game Unavailable | | | | |
| **Totals** | **(9 games)** | **140** | **1043** | **7** |

## Byron White, 1937

| | | att | yds | td |
|---|---|---|---|---|
| O 2 | MISSOURI | 25 | 95 | 0 |
| O 9 | UTAH STATE | 35 | 210 | 2 |
| O 16 | BRIGHAM YOUNG | 36 | 75 | 0 |
| O 23 | COLORADO STATE | 19 | 138 | 2 |
| O 30 | COLORADO MINES | 8 | 117 | 3 |
| N 6 | at Utah | 19 | 154 | 1 |
| N 13 | COLORADO COLLEGE | 18 | 213 | 3 |
| N 25 | at Denver | 21 | 119 | 2 |
| **Totals** | **(8 games)** | **181** | **1121** | **13** |

## Bob Stransky, 1957

| | | att | yds | td |
|---|---|---|---|---|
| S 21 | at Washington | 19 | 68 | 0 |
| S 28 | UTAH | 23 | 162 | 1 |
| O 5 | KANSAS | 18 | 139 | 1 |
| O 12 | ARIZONA | 18 | 98 | 3 |
| O 19 | at Kansas State | 14 | 168 | 3 |
| O 26 | at Oklahoma | 15 | 54 | 1 |
| N 2 | MISSOURI | 21 | 75 | 0 |
| N 9 | at Colorado State | 18 | 97 | 1 |
| N 16 | at Nebraska | 17 | 99 | 1 |
| N 23 | IOWA STATE | 20 | 137 | 1 |
| **Totals** | **(10 games)** | **183** | **1097** | **12** |

## Charlie Davis, 1971

| | | att | yds | td |
|---|---|---|---|---|
| S 11 | at Louisiana State | 20 | 174 | 2 |
| S 18 | WYOMING | 17 | 109 | 0 |
| S 25 | at Ohio State | 18 | 135 | 0 |
| O 2 | KANSAS STATE | 4 | 16 | 1 |
| O 9 | at Iowa State | 17 | 113 | 1 |
| O 16 | at Oklahoma | 12 | 77 | 1 |
| O 23 | MISSOURI | 17 | 70 | 0 |
| O 30 | at Nebraska | 17 | 76 | 0 |
| N 6 | at Kansas | 28 | 78 | 2 |
| N 13 | OKLAHOMA STATE | 34 | 342 | 1 |
| N 20 | AIR FORCE | 25 | 196 | 2 |
| **Totals** | **(11 games)** | **219** | **1386** | **10** |

## Tony Reed, 1976

| | | att | yds | td |
|---|---|---|---|---|
| S 11 | at Texas Tech | 22 | 107 | 0 |
| S 18 | at Washington | 22 | 94 | 0 |
| S 25 | MIAMI, FLA. | 21 | 45 | 0 |
| O 2 | DRAKE | 18 | 149 | 2 |
| O 9 | NEBRASKA | 18 | 79 | 0 |
| O 16 | at Oklahoma State | 17 | 88 | 0 |
| O 23 | IOWA STATE | 21 | 138 | 2 |
| O 30 | OKLAHOMA | 33 | 136 | 0 |
| N 6 | at Missouri | 21 | 66 | 0 |
| N 13 | KANSAS | 35 | 168 | 0 |
| N 20 | at Kansas State | 36 | 140 | 1 |
| **Totals** | **(11 games)** | **264** | **1210** | **5** |

## James Mayberry, 1977

| | | att | yds | td |
|---|---|---|---|---|
| S 10 | STANFORD | 27 | 152 | 2 |
| S 17 | KENT STATE | 17 | 95 | 2 |
| S 24 | NEW MEXICO | 12 | 38 | 1 |
| O 1 | at Army | 16 | 66 | 0 |
| O 8 | OKLAHOMA STATE | 24 | 250 | 1 |
| O 15 | at Kansas | 16 | 56 | 0 |
| O 22 | at Nebraska | 21 | 113 | 1 |
| O 29 | MISSOURI | 26 | 136 | 0 |
| N 5 | at Iowa State | 27 | 111 | 0 |
| N 12 | at Oklahoma | 20 | 108 | 1 |
| N 19 | KANSAS STATE | 40 | 174 | 1 |
| **Totals** | **(11 games)** | **246** | **1299** | **9** |

## Eric Bieniemy, 1988

| | | att | yds | td |
|---|---|---|---|---|
| S 10 | FRESNO STATE | 22 | 118 | 1 |
| S 17 | at Iowa | 25 | 153 | 0 |
| S 24 | OREGON STATE | 20 | 211 | 3 |
| O 1 | at Colorado State | 22 | 66 | 1 |
| O 8 | OKLAHOMA STATE | 16 | 81 | 0 |
| O 15 | at Kansas | 34 | 195 | 2 |
| O 22 | OKLAHOMA | 20 | 114 | 1 |
| O 29 | IOWA STATE | 24 | 166 | 1 |
| N 5 | at Missouri | 30 | 106 | 1 |
| N 12 | at Nebraska | 6 | 33 | 0 |
| N 19 | KANSAS STATE | | -injured- | |
| **Totals** | **(10 games)** | **219** | **1243** | **10** |

## J.J. Flannigan, 1989

| | | att | yds | td |
|---|---|---|---|---|
| S 4 | TEXAS | 11 | 51 | 0 |
| S 9 | COLORADO STATE | 10 | 40 | 1 |
| S 16 | ILLINOIS | 10 | 98 | 2 |
| S 30 | at Washington | 14 | 85 | 1 |
| O 7 | MISSOURI | 13 | 68 | 1 |
| O 14 | at Iowa State | 10 | 79 | 2 |
| O 21 | KANSAS | 10 | 178 | 3 |
| O 28 | at Oklahoma | 25 | 103 | 1 |
| N 4 | NEBRASKA | 18 | 96 | 2 |
| N 11 | at Oklahoma State | 23 | 143 | 1 |
| N 18 | at Kansas State | 20 | 246 | 4 |
| **Totals** | **(11 games)** | **164** | **1187** | **18** |

## Darian Hagan, 1989

| | | att | yds | td |
|---|---|---|---|---|
| S 4 | TEXAS | 14 | 116 | 1 |
| S 9 | COLORADO STATE | 14 | 103 | 1 |
| S 16 | ILLINOIS | 14 | 20 | 0 |
| S 30 | at Washington | 12 | 56 | 1 |
| O 7 | MISSOURI | 15 | 106 | 3 |
| O 14 | at Iowa State | 8 | 82 | 2 |
| O 21 | KANSAS | 17 | 118 | 2 |
| O 28 | at Oklahoma | 21 | 107 | 1 |
| N 4 | NEBRASKA | 25 | 86 | 1 |
| N 11 | at Oklahoma State | 18 | 54 | 2 |
| N 18 | at Kansas State | 28 | 156 | 3 |
| **Totals** | **(11 games)** | **186** | **1004** | **17** |

## Eric Bieniemy, 1990

| | | att | yds | td |
|---|---|---|---|---|
| A 26 | Tennessee | —did not play— | | |
| S 6 | STANFORD | 32 | 149 | 3 |
| S 15 | at Illinois | 23 | 127 | 0 |
| S 22 | at Texas | 26 | 99 | 3 |
| S 29 | WASHINGTON | 29 | 143 | 0 |
| O 6 | at Missouri | 29 | 217 | 1 |
| O 13 | IOWA STATE | 21 | 131 | 1 |
| O 20 | at Kansas | 18 | 174 | 3 |
| O 27 | OKLAHOMA | 28 | 188 | 1 |
| N 3 | at Nebraska | 38 | 137 | 4 |
| N 10 | OKLAHOMA STATE | 22 | 148 | 1 |
| N 17 | KANSAS STATE | 22 | 115 | 0 |
| **Totals** | **(11 games)** | **288** | **1628** | **17** |

## Rashaan Salaam, 1994

| | | att | yds | td |
|---|---|---|---|---|
| S 3 | NE LOUISIANA | 24 | 184 | 3 |
| S 17 | WISCONSIN | 26 | 85 | 4 |
| S 24 | at Michigan | 22 | 141 | 2 |
| O 1 | at Texas | 35 | 317 | 1 |
| O 8 | at Missouri | 28 | 166 | 2 |
| O 15 | OKLAHOMA | 25 | 161 | 4 |
| O 22 | KANSAS STATE | 28 | 202 | 2 |
| O 29 | at Nebraska | 22 | 134 | 1 |
| N 5 | OKLAHOMA STATE | 29 | 174 | 0 |
| N 12 | at Kansas | 30 | 232 | 3 |
| N 19 | IOWA STATE | 29 | 259 | 2 |
| **Totals** | **(11 games)** | **298** | **2055** | **24** |

## Chris Brown, 2002

| | | att | yds | td |
|---|---|---|---|---|
| A 31 | Colorado State | 21 | 94 | 1 |
| S 7 | San Diego State | 29 | 185 | 2 |
| S 14 | Southern California | 14 | 44 | 0 |
| S 21 | at UCLA | 26 | 188 | 3 |
| O 5 | Kansas State | 26 | 167 | 2 |
| O 12 | at Kansas | 25 | 309 | 2 |
| O 19 | Baylor | 23 | 167 | 3 |
| O 26 | Texas Tech | 26 | 149 | 1 |
| N 2 | at Oklahoma | 25 | 103 | 0 |
| N 9 | at Missouri | 35 | 211 | 3 |
| N 16 | Iowa State | 25 | 127 | 1 |
| N 28 | at Nebraska | | -injured- | |
| D 7 | Oklahoma | | -injured- | |
| **Totals** | **(11 games)** | **275** | **1744** | **18** |

## Bobby Purify, 2004

| | | att | yds | td |
|---|---|---|---|---|
| S 4 | COLORADO STATE | 26 | 189 | 1 |
| S 11 | at Washington State | 23 | 53 | 0 |
| S 18 | NORTH TEXAS | 15 | 112 | 3 |
| O 2 | at Missouri | 22 | 81 | 1 |
| O 9 | OKLAHOMA State | 6 | 26 | 0 |
| O 16 | IOWA STATE | 13 | 69 | 0 |
| O 23 | at Texas A&M | 20 | 130 | 1 |
| O 30 | TEXAS | 12 | 13 | 0 |
| N 6 | at Kansas | 14 | 52 | 0 |
| N 13 | KANSAS STATE | 24 | 155 | 2 |
| N 26 | at Nebraska | 22 | 130 | 1 |
| D 4 | Oklahoma | 12 | 7 | 0 |
| **Totals** | **(12 games)** | **209** | **1017** | **9** |

## Rodney Stewart, 2010

| | | att | yds | td |
|---|---|---|---|---|
| S 4 | Colorado State | 16 | 67 | 0 |
| S 11 | at California | 29 | 80 | 0 |
| S 18 | HAWAI'I | 22 | 106 | 2 |
| O 2 | GEORGIA | 19 | 149 | 1 |
| O 9 | at Missouri | 18 | 91 | 0 |
| O 16 | BAYLOR | 30 | 125 | 2 |
| O 23 | TEXAS TECH | 20 | 34 | 0 |
| O 30 | at Oklahoma | 19 | 85 | 0 |
| N 6 | at Kansas | 27 | 175 | 3 |
| N 13 | IOWA STATE | 36 | 123 | 0 |
| N 20 | KANSAS STATE | 34 | 195 | 0 |
| N 26 | at Nebraska | 20 | 88 | 0 |
| **Totals** | **(12 games)** | **290** | **1318** | **10** |

## 100-YARD RUSHING GAMES BY SEASON *(Known)*

| | | | | | | | |
|---|---|---|---|---|---|---|---|
| 1928— 1 | 1951— 5 | 1961— 1 | 1971—11 | 1981— 2 | 1991— 4 | 2001—11 | 2011— 2 |
| 1934— 2 | 1952— 4 | 1962— 3 | 1972— 7 | 1982— 1 | 1992— 1 | 2002—13 | 2012— 4 |
| 1935— 3 | 1953— 3 | 1963— 2 | 1973— 4 | 1983— 3 | 1993— 9 | 2003— 2 | 2013— 1 |
| 1936— 1 | 1954—10 | 1964— 0 | 1974— 4 | 1984— 3 | 1994—11 | 2004— 5 | 2014— 4 |
| 1937— 7 | 1955— 2 | 1965— 2 | 1975— 9 | 1985— 6 | 1995— 4 | 2005— 3 | 2015— 5 |
| 1946— 1 | 1956— 5 | 1966— 4 | 1976— 6 | 1986— 2 | 1996— 4 | 2006— 4 | |
| 1947— 0 | 1957— 5 | 1967— 4 | 1977— 6 | 1987— 7 | 1997— 2 | 2007— 6 | |
| 1948— 2 | 1958— 6 | 1968— 3 | 1978— 6 | 1988—12 | 1998— 4 | 2008— 3 | |
| 1949— 4 | 1959— 0 | 1969— 8 | 1979— 1 | 1989—13 | 1999— 4 | 2009— 5 | |
| 1950— 2 | 1960— 0 | 1970— 8 | 1980— 5 | 1990—12 | 2000— 4 | 2010— 7 | |

# 2,000-YARD PASSING SEASONS

## Kordell Stewart, 1992

| | | | a- c-i | yds | td |
|---|---|---|---|---|---|
| S | 5 | COLORADO STATE | 36-21-1 | 409 | 4 |
| S | 12 | at Baylor | 17-16-0 | 251 | 3 |
| S | 19 | at Minnesota | —injured— | | |
| S | 26 | IOWA | 14- 6-2 | 82 | 0 |
| O | 8 | at Missouri | 45-24-2 | 335 | 0 |
| O | 17 | OKLAHOMA | —injured— | | |
| O | 24 | KANSAS STATE | 39-21-2 | 247 | 1 |
| O | 31 | at Nebraska | 8- 3-0 | 17 | 0 |
| N | 7 | OKLAHOMA STATE | 29-18-0 | 185 | 1 |
| N | 14 | at Missouri | 34-22-0 | 304 | 0 |
| N | 21 | IOWA STATE | 30-20-2 | 279 | 3 |
| **Totals** | | **(9 games)** | **252-151-9** | **2109** | **12** |

## Kordell Stewart, 1993

| | | | a- c-i | yds | td |
|---|---|---|---|---|---|
| S | 4 | TEXAS | 30-19-0 | 246 | 3 |
| S | 11 | BAYLOR | 18-14-0 | 221 | 2 |
| S | 18 | at Stanford | 30-13-1 | 277 | 0 |
| S | 25 | MIAMI, FLA. | 40-22-0 | 252 | 1 |
| O | 9 | MISSOURI | 33-17-1 | 183 | 1 |
| O | 16 | at Oklahoma | 14- 8-0 | 151 | 1 |
| O | 23 | at Kansas State | 34-17-0 | 229 | 0 |
| O | 30 | NEBRASKA | 28- 8-3 | 115 | 0 |
| N | 6 | at Oklahoma State | 30-18-2 | 328 | 3 |
| N | 13 | KANSAS | 20-13-0 | 194 | 0 |
| N | 20 | at Iowa State | 17- 8-0 | 103 | 0 |
| **Totals** | | **(11 games)** | **294-157-7** | **2299** | **11** |

## Kordell Stewart, 1994

| | | | a- c-i | yds | td |
|---|---|---|---|---|---|
| S | 3 | NE LOUISIANA | 19-15-1 | 207 | 1 |
| S | 17 | WISCONSIN | 15- 8-0 | 249 | 2 |
| S | 24 | at Michigan | 32-21-1 | 294 | 2 |
| O | 1 | at Texas | 25-13-0 | 119 | 0 |
| O | 8 | at Missouri | 21-16-0 | 228 | 2 |
| O | 15 | OKLAHOMA | 13-10-0 | 97 | 0 |
| O | 22 | KANSAS STATE | 18-10-1 | 136 | 0 |
| O | 29 | at Nebraska | 28-12-0 | 150 | 0 |
| N | 5 | OKLAHOMA STATE | 22-13-0 | 193 | 1 |
| N | 12 | at Kansas | 23-15-0 | 202 | 2 |
| N | 19 | IOWA STATE | 21-14-0 | 196 | 0 |
| **Totals** | | **(11 games)** | **237-147-3** | **2071** | **10** |

## John Hessler, 1995

| | | | a- c-i | yds | td |
|---|---|---|---|---|---|
| S | 2 | at Wisconsin | 1- 1-0 | 11 | 0 |
| S | 9 | COLORADO STATE | 2- 1-0 | 6 | 0 |
| S | 16 | NE LOUISIANA | 12- 7-0 | 81 | 0 |
| S | 23 | TEXAS A & M | 20-10-0 | 177 | 1 |
| S | 30 | at Oklahoma | 34-24-0 | 348 | 5 |
| O | 7 | KANSAS | 32-15-1 | 253 | 3 |
| O | 21 | at Iowa State | 23-11-2 | 173 | 0 |
| O | 28 | NEBRASKA | 43-21-2 | 276 | 2 |
| N | 4 | at Oklahoma State | 31-22-0 | 301 | 5 |
| N | 11 | MISSOURI | 26-18-2 | 196 | 2 |
| N | 18 | at Kansas State | 42-24-2 | 314 | 2 |
| **Totals** | | **(11 games)** | **266-154-9** | **2136** | **20** |

## Koy Detmer, 1996

| | | | a- c-i | yds | td |
|---|---|---|---|---|---|
| A | 31 | WASHINGTON STATE | 33-20-0 | 254 | 3 |
| S | 7 | at Colorado State | 42-31-0 | 364 | 2 |
| S | 14 | MICHIGAN | 39-23-1 | 287 | 1 |
| S | 28 | at Texas A & M | 27-16-1 | 246 | 2 |
| O | 12 | OKLAHOMA STATE | 31-21-0 | 402 | 3 |
| O | 19 | at Kansas | 36-17-3 | 244 | 2 |
| O | 26 | TEXAS | 15- 7-2 | 137 | 1 |
| N | 2 | at Missouri | 33-19-1 | 457 | 3 |
| N | 9 | IOWA STATE | 47-27-1 | 401 | 5 |
| N | 16 | KANSAS STATE | 22-15-1 | 136 | 0 |
| N | 29 | at Nebraska | 38-12-2 | 226 | 0 |
| **Totals** | | **(11 games)** | **363-208-12** | **3156** | **22** |

## John Hessler, 1997

| | | | a- c-i | yds | td |
|---|---|---|---|---|---|
| S | 6 | COLORADO STATE | 28-18-1 | 223 | 2 |
| S | 13 | at Michigan | 40-15-4 | 141 | 0 |
| S | 27 | WYOMING | 25-12-2 | 190 | 0 |
| O | 4 | TEXAS A&M | 27-15-1 | 194 | 0 |
| O | 11 | at Oklahoma State | 45-22-2 | 308 | 1 |
| O | 18 | KANSAS | 19-15-0 | 188 | 2 |
| O | 25 | at Texas | 26-14-0 | 211 | 1 |
| N | 1 | MISSOURI | 15-10-2 | 154 | 2 |
| N | 8 | at Iowa State | 40-24-1 | 299 | 1 |
| N | 15 | at Kansas State | 38-17-1 | 208 | 2 |
| N | 28 | NEBRASKA | 35-19-2 | 362 | 3 |
| **Totals** | | **(11 games)** | **338-181-16** | **2478** | **14** |

## Mike Moschetti, 1998

| | | | a- c-i | yds | td |
|---|---|---|---|---|---|
| S | 5 | Colorado State | 32-21-0 | 257 | 3 |
| S | 12 | FRESNO STATE | 30-16-0 | 224 | 1 |
| S | 19 | UTAH STATE | 28-18-0 | 222 | 2 |
| S | 26 | BAYLOR | 18- 7-1 | 89 | 0 |
| O | 3 | at Oklahoma | 25-13-1 | 186 | 3 |
| O | 10 | KANSAS STATE | 34-15-0 | 225 | 1 |
| O | 17 | TEXAS TECH | 24-15-1 | 173 | 0 |
| O | 24 | at Kansas | 22-16-2 | 200 | 0 |
| N | 7 | at Missouri | 33-21-1 | 230 | 2 |
| N | 14 | IOWA STATE | 12- 8-0 | 166 | 1 |
| N | 27 | at Nebraska | 18-12-1 | 132 | 2 |
| **Totals** | | **(11 games)** | **276-162-7** | **2104** | **15** |

## Mike Moschetti, 1999

| | | | a- c-i | yds | td |
|---|---|---|---|---|---|
| S | 4 | Colorado State | 45-30-3 | 291 | 2 |
| S | 11 | SAN JOSE STATE | 32-25-0 | 465 | 2 |
| S | 18 | KANSAS | 22-17-0 | 216 | 2 |
| S | 25 | at Washington | 34-19-2 | 167 | 0 |
| O | 9 | Missouri | 41-20-2 | 259 | 1 |
| O | 16 | at Texas Tech | 32-20-1 | 194 | 1 |
| O | 23 | at Iowa State | —injured— | | |
| O | 30 | OKLAHOMA | 31-22-1 | 382 | 4 |
| N | 6 | at Kansas State | 25-11-3 | 187 | 2 |
| N | 13 | at Baylor | 28-19-0 | 215 | 1 |
| N | 26 | Nebraska | 41-21-0 | 317 | 3 |
| **Totals** | | **(10 games)** | **331-204-12** | **2693** | **18** |

## Joel Klatt, 2003

| | | | a- c-i | yds | td |
|---|---|---|---|---|---|
| A | 30 | Colorado State | 34-21-0 | 402 | 4 |
| S | 6 | UCLA | 30-21-0 | 157 | 1 |
| S | 13 | WASHINGTON STATE | 25-13-0 | 149 | 1 |
| S | 20 | at Florida State | —injured— | | |
| O | 4 | at Baylor | 8- 3-1 | 53 | 0 |
| O | 11 | KANSAS | 54-38-1 | 419 | 2 |
| O | 18 | at Kansas State | 45-29-1 | 290 | 1 |
| O | 25 | OKLAHOMA | 33-24-1 | 187 | 3 |
| N | 1 | at Texas Tech | 33-18-3 | 213 | 2 |
| N | 8 | MISSOURI | 25-19-0 | 187 | 2 |
| N | 15 | at Iowa State | 27-21-1 | 288 | 2 |
| N | 28 | NEBRASKA | 44-26-2 | 269 | 3 |
| **Totals** | | **(11 games)** | **358-233-10** | **2614** | **21** |

## Joel Klatt, 2004

| | | | a- c-i | yds | td |
|---|---|---|---|---|---|
| S | 4 | COLORADO STATE | 25-13-1 | 117 | 0 |
| S | 11 | at Washington State | 24-12-1 | 78 | 0 |
| S | 18 | NORTH TEXAS | 33-26-0 | 371 | 3 |
| O | 2 | at Missouri | 28-18-3 | 171 | 0 |
| O | 9 | OKLAHOMA State | 24-12-0 | 133 | 0 |
| O | 16 | IOWA STATE | 18-11-2 | 96 | 0 |
| O | 23 | at Texas A&M | 42-25-0 | 346 | 2 |
| O | 30 | TEXAS | 28-17-2 | 142 | 0 |
| N | 6 | at Kansas | 31-18-3 | 153 | 1 |
| N | 13 | KANSAS STATE | 26-14-1 | 184 | 2 |
| N | 26 | at Nebraska | 29-18-1 | 222 | 1 |
| D | 4 | Oklahoma | 26- 8-1 | 52 | 0 |
| **Totals** | | **(12 games)** | **334-192-15** | **2065** | **9** |

## Joel Klatt, 2005

| | | | a- c-i | yds | td |
|---|---|---|---|---|---|
| S | 3 | COLORADO STATE | 33-22-1 | 283 | 0 |
| S | 10 | NEW MEXIO STATE | 25-18-0 | 186 | 2 |
| S | 24 | at Miami, Fla. | 43-25-2 | 228 | 0 |
| O | 1 | at Oklahoma State | 26-14-0 | 151 | 1 |
| O | 8 | TEXAS A&M | 36-28-0 | 398 | 3 |
| O | 15 | at Texas | 39-19-1 | 189 | 2 |
| O | 22 | KANSAS | 27-16-0 | 193 | 4 |
| O | 29 | at Kansas State | 34-17-0 | 272 | 1 |
| N | 5 | MISSOURI | 31-23-0 | 253 | 1 |
| N | 12 | at Iowa State | 42-25-2 | 284 | 0 |
| N | 25 | NEBRASKA | 40-20-1 | 159 | 0 |
| D | 3 | Texas | 24-14-1 | 100 | 0 |
| **Totals** | | **(11 games)** | **400-241-8** | **2696** | **14** |

## Cody Hawkins, 2007

| | | | a- c-i | yds | td |
|---|---|---|---|---|---|
| S | 1 | Colorado State | 31-18-1 | 201 | 2 |
| S | 8 | at Arizona State | 43-16-1 | 162 | 1 |
| S | 15 | FLORIDA STATE | 53-34-2 | 306 | 1 |
| S | 22 | MIAMI-OHIO | 30-19-2 | 275 | 2 |
| S | 29 | OKLAHOMA | 36-22-2 | 220 | 2 |
| O | 6 | at Baylor | 26-17-1 | 293 | 2 |
| O | 13 | at Kansas State | 41-19-3 | 223 | 1 |
| O | 20 | KANSAS | 44-27-2 | 287 | 2 |
| O | 27 | at Texas Tech | 26-15-0 | 123 | 2 |
| N | 3 | MISSOURI | 25-12-1 | 100 | 0 |
| N | 10 | at Iowa State | 40-23-0 | 262 | 2 |
| N | 23 | NEBRASKA | 29-17-0 | 241 | 2 |
| **Totals** | | **(12 games)** | **424-239-15** | **2693** | **19** |

## Tyler Hansen, 2011

| | | | a- c-i | yds | td |
|---|---|---|---|---|---|
| S | 3 | at Hawai'i | 30-16-1 | 223 | 2 |
| S | 10 | CALIFORNIA | 49-28-0 | 474 | 3 |
| S | 17 | Colorado State | 32-17-0 | 215 | 2 |
| S | 24 | at Ohio State | 39-22-0 | 238 | 2 |
| O | 1 | WASHINGTON STATE | 23-15-1 | 175 | 2 |
| O | 8 | at Stanford | 29-15-1 | 202 | 1 |
| O | 15 | at Washington | 30-18-0 | 155 | 1 |
| O | 22 | OREGON | 15- 7-1 | 62 | 0 |
| O | 29 | at Arizona State | 35-22-2 | 285 | 1 |
| N | 4 | SOUTHERN CAL | 37-17-0 | 250 | 2 |
| N | 12 | ARIZONA | 26-16-1 | 213 | 2 |
| N | 19 | at UCLA | 31-16-3 | 127 | 1 |
| N | 25 | at Utah | 36-22-1 | 264 | 1 |
| **Totals** | | **(13 games)** | **412-231-11** | **2883** | **20** |

## Sefo Liufau, 2014

| | | | a- c-i | yds | td |
|---|---|---|---|---|---|
| A | 29 | Colorado State | 39-24-0 | 241 | 2 |
| S | 6 | at Massachusetts | 42-26-1 | 318 | 3 |
| S | 13 | ARIZONA STATE | 46-31-2 | 278 | 3 |
| S | 20 | HAWAI'I | 45-29-2 | 287 | 2 |
| S | 27 | at California | 67-46-1 | 455 | 7 |
| O | 4 | OREGON STATE | 49-32-1 | 308 | 2 |
| O | 18 | at Southern Cal | 35-23-2 | 143 | 2 |
| O | 25 | UCLA | 45-27-2 | 246 | 2 |
| N | 1 | WASHINGTON | 52-36-1 | 314 | 2 |
| N | 8 | at Arizona | 33-24-2 | 252 | 1 |
| N | 22 | at Oregon | 14- 7-0 | 41 | 1 |
| N | 29 | UTAH | 31-20-1 | 317 | 1 |
| **Totals** | | **(12 games)** | **498-325-15** | **3200** | **28** |

## Sefo Liufau, 2015

| | | | a- c-i | yds | td |
|---|---|---|---|---|---|
| S | 3 | at Hawai'i | 39-23-1 | 156 | 0 |
| S | 12 | MASSACHUSETTS | 24-15-0 | 168 | 1 |
| S | 19 | Colorado State | 28-15-0 | 220 | 2 |
| S | 26 | NICHOLLS STATE | 21-13-0 | 227 | 1 |
| O | 3 | OREGON | 42-25-1 | 231 | 1 |
| O | 10 | at Arizona State | 40-25-1 | 389 | 1 |
| O | 17 | ARIZONA | 43-28-0 | 339 | 2 |
| O | 24 | at Oregon State | 24-17-0 | 157 | 1 |
| O | 31 | at UCLA | 57-37-2 | 312 | 0 |
| N | 7 | STANFORD | 18-10-1 | 125 | 0 |
| N | 13 | SOUTHERN CAL | 8- 6-0 | 94 | 0 |
| N | 21 | at Washington State | —injured— | | |
| N | 28 | at Utah | —injured— | | |
| **Totals** | | **(11 games)** | **344-214-6** | **2,418** | **9** |

# 1,000-YARD RECEIVING SEASONS

## Charles Johnson, 1992

| | | | no. | yds | td |
|---|---|---|---|---|---|
| S | 5 | COLORADO STATE | 4 | 159 | 1 |
| S | 12 | at Baylor | 1 | 35 | 1 |
| S | 19 | at Minnesota | 3 | 46 | 1 |
| S | 26 | IOWA | 3 | 95 | 1 |
| O | 8 | at Missouri | 11 | 168 | 0 |
| O | 17 | OKLAHOMA | 8 | 182 | 1 |
| O | 24 | KANSAS STATE | 8 | 104 | 0 |
| O | 31 | at Nebraska | 2 | 29 | 0 |
| N | 7 | OKLAHOMA STATE | 3 | 46 | 0 |
| N | 14 | at Kansas | 8 | 166 | 0 |
| N | 21 | IOWA STATE | 6 | 119 | 0 |
| **Totals** | | **(11 games)** | **57** | **1149** | **5** |

## Michael Westbrook, 1992

| | | | no. | yds | td |
|---|---|---|---|---|---|
| S | 5 | COLORADO STATE | 7 | 130 | 2 |
| S | 12 | at Baylor | 11 | 186 | 1 |
| S | 19 | at Minnesota | 8 | 135 | 1 |
| S | 26 | IOWA | 2 | 32 | 1 |
| O | 8 | at Missouri | 8 | 128 | 0 |
| O | 17 | OKLAHOMA | 9 | 108 | 1 |
| O | 24 | KANSAS STATE | 5 | 58 | 0 |
| O | 31 | at Nebraska | 3 | 54 | 0 |
| N | 7 | OKLAHOMA STATE | 7 | 66 | 1 |
| N | 14 | at Kansas | 9 | 82 | 0 |
| N | 21 | IOWA STATE | 7 | 81 | 1 |
| **Totals** | | **(11 games)** | **76** | **1060** | **8** |

## Charles Johnson, 1993

| | | | no. | yds | td |
|---|---|---|---|---|---|
| S | 4 | TEXAS | 4 | 59 | 1 |
| S | 11 | BAYLOR | 6 | 151 | 2 |
| S | 18 | at Stanford | 8 | 172 | 0 |
| S | 25 | MIAMI, FLA. | 8 | 111 | 1 |
| O | 9 | MISSOURI | 4 | 28 | 0 |
| O | 16 | at Oklahoma | 5 | 136 | 2 |
| O | 23 | at Kansas State | 2 | 46 | 0 |
| O | 30 | NEBRASKA | 4 | 65 | 0 |
| N | 6 | at Oklahoma State | 6 | 121 | 2 |
| N | 13 | KANSAS | 4 | 70 | 0 |
| N | 20 | at Iowa State | 6 | 123 | 1 |
| **Totals** | | **(11 games)** | **57** | **1082** | **9** |

## Rae Carruth, 1995

| | | | no. | yds | td |
|---|---|---|---|---|---|
| S | 2 | at Wisconsin | 4 | 100 | 2 |
| S | 9 | COLORADO STATE | 3 | 29 | 1 |
| S | 16 | NE LOUISIANA | 5 | 121 | 1 |
| S | 23 | TEXAS A & M | 5 | 83 | 0 |
| S | 30 | at Oklahoma | 5 | 112 | 2 |
| O | 7 | KANSAS | 5 | 148 | 1 |
| O | 21 | at Iowa State | 3 | 75 | 0 |
| O | 28 | NEBRASKA | 7 | 92 | 0 |
| N | 4 | at Oklahoma State | 6 | 127 | 2 |
| N | 11 | MISSOURI | 3 | 37 | 0 |
| N | 18 | at Kansas State | 7 | 84 | 0 |
| **Totals** | | **(11 games)** | **53** | **1008** | **9** |

## Rae Carruth, 1996

| | | | no. | yds | td |
|---|---|---|---|---|---|
| A | 31 | WASHINGTON STATE | 3 | 50 | 0 |
| S | 7 | at Colorado State | 6 | 53 | 0 |
| S | 14 | MICHIGAN | 7 | 116 | 0 |
| S | 28 | at Texas A & M | 3 | 86 | 0 |
| O | 12 | OKLAHOMA STATE | 6 | 166 | 1 |
| O | 19 | at Kansas | 6 | 106 | 1 |
| O | 26 | TEXAS | 3 | 80 | 1 |
| N | 2 | at Missouri | 7 | 222 | 2 |
| N | 9 | IOWA STATE | 6 | 154 | 3 |
| N | 16 | KANSAS STATE | 5 | 36 | 0 |
| N | 29 | at Nebraska | 2 | 47 | 0 |
| **Totals** | | **(11 games)** | **54** | **1116** | **8** |

## D.J. Hackett, 2003

| | | | no. | yds | td |
|---|---|---|---|---|---|
| A | 30 | Colorado State | 10 | 103 | 1 |
| S | 6 | UCLA | 6 | 65 | 0 |
| S | 13 | WASHINGTON STATE | 7 | 63 | 0 |
| S | 20 | at Florida State | 6 | 46 | 0 |
| O | 4 | at Baylor | 4 | 143 | 0 |
| O | 11 | KANSAS | 8 | 93 | 1 |
| O | 18 | at Kansas State | 7 | 106 | 1 |
| O | 25 | OKLAHOMA | 7 | 64 | 1 |
| N | 1 | at Texas Tech | 4 | 54 | 0 |
| N | 8 | MISSOURI | 5 | 84 | 0 |
| N | 15 | at Iowa State | 5 | 98 | 1 |
| N | 28 | NEBRASKA | 9 | 94 | 2 |
| **Totals** | | **(12 games)** | **78** | **1013** | **7** |

## Paul Richardson, 2013

| | | | no. | yds | td |
|---|---|---|---|---|---|
| S | 1 | Colorado State | 10 | 208 | 2 |
| S | 7 | CENTRAL ARKANSAS | 11 | 209 | 2 |
| S | 28 | at Oregon State | 5 | 70 | 1 |
| O | 5 | OREGON | 5 | 134 | 0 |
| O | 12 | at Arizona State | 4 | 39 | 0 |
| O | 19 | CHARLESTON SOUTHERN | 8 | 122 | 1 |
| O | 26 | ARIZONA | 7 | 132 | 1 |
| N | 2 | at UCLA | 7 | 70 | 1 |
| N | 9 | at Washington | 3 | 77 | 1 |
| N | 16 | CALIFORNIA | 11 | 140 | 0 |
| N | 23 | SOUTHERN CALIFORNIA | 8 | 88 | 1 |
| N | 30 | at Utah | 4 | 54 | 0 |
| **Totals** | | **(12 games)** | **83** | **1343** | **10** |

## Nelson Spruce, 2014

| | | | no. | yds | td |
|---|---|---|---|---|---|
| A | 29 | Colorado State | 7 | 104 | 2 |
| S | 6 | at Massachusetts | 10 | 145 | 2 |
| S | 13 | ARIZONA STATE | 7 | 97 | 2 |
| S | 20 | HAWAI'I | 13 | 172 | 1 |
| S | 27 | at California | 19 | 179 | 3 |
| O | 4 | OREGON STATE | 6 | 35 | 0 |
| O | 18 | at Southern Cal | 9 | 69 | 1 |
| O | 25 | UCLA | 6 | 63 | 0 |
| N | 1 | WASHINGTON | 13 | 138 | 0 |
| N | 8 | at Arizona | 9 | 89 | 0 |
| N | 22 | at Oregon | 2 | 16 | 0 |
| N | 29 | UTAH | 5 | 91 | 1 |
| **Totals** | | **(12 games)** | **106** | **1198** | **12** |

## Nelson Spruce, 2015

| | | | no. | yds | td |
|---|---|---|---|---|---|
| S | 3 | at Hawai'i | 8 | 69 | 0 |
| S | 12 | MASSACHUSETTS | 6 | 64 | 1 |
| S | 19 | Colorado State | 6 | 63 | 0 |
| S | 26 | NICHOLLS STATE | 5 | 80 | 0 |
| O | 3 | OREGON | 6 | 87 | 0 |
| O | 10 | at Arizona State | 6 | 77 | 0 |
| O | 17 | ARIZONA | 8 | 63 | 0 |
| O | 24 | at Oregon State | 6 | 60 | 1 |
| O | 31 | at UCLA | 11 | 90 | 0 |
| N | 7 | STANFORD | 5 | 75 | 0 |
| N | 13 | SOUTHERN CAL | 7 | 94 | 1 |
| N | 21 | at Washington State | 10 | 120 | 0 |
| N | 28 | at Utah | 5 | 111 | 1 |
| **Totals** | | **(13 games)** | **89** | **1,053** | **4** |

**Charles Johnson**

**D.J. Hackett**

**Paul Richardson**

## MULTIPLE 100-YARD RUSHING GAMES (44)

| | | | |
|---|---|---|---|
| **Nov. 17, 1951** | **at Nebraska** | Carroll Hardy | 11-107 |
| | | Merwin Hodel | 21-103 |
| **Oct. 31, 1953** | **Iowa State** | Frank Bernardi | 12-104 |
| | | Carroll Hardy | 17-103 |
| **Sept. 18, 1954** | **Drake** | Homer Jenkins | 13-158 |
| | | John Bayuk | 16-124 |
| **Oct. 9, 1954** | **at Arizona** | John Bayuk | 25-183 |
| | | Homer Jenkins | 14-108 |
| **Nov. 20, 1954** | **Kansas State** | Carroll Hardy | 10-238 |
| | | Emerson Wilson | 7-124 |
| | | Frank Bernardi | 9-113 |
| **Oct. 27, 1956** | **Nebraska** | Bob Stransky | 15-120 |
| | | John Bayuk | 13-108 |
| **Oct. 5, 1957** | **Kansas** | Bob Stransky | 18-139 |
| | | Eddie Dove | 7-131 |
| **Oct. 5, 1963** | **Kansas State** | Bill Harris | 19-103 |
| | | Larry Portis | 8-101 |
| **Nov. 18, 1967** | **at Kansas State** | Bobby Anderson | 15-107 |
| | | Dan Kelly | 15-102 |
| **Sept. 20, 1969** | **Tulsa** | Bobby Anderson | 24-163 |
| | | Ron Rieger | 23-100 |
| **Oct. 18, 1969** | **at Oklahoma** | Bobby Anderson | 26-123 |
| | | Jim Bratten | 24-105 |
| **Nov. 7, 1970** | **Kansas** | Jon Keyworth | 31-137 |
| | | John Tarver | 24-130 |
| **Nov. 21, 1970** | **at Air Force** | Jon Keyworth | 18-124 |
| | | Paul Arendt | 23-116 |
| | | Ward Walsh | 15-101 |
| **Sept. 18, 1971** | **Wyoming** | Charlie Davis | 17-109 |
| | | Joe Duenas | 15-106 |
| **Nov. 20, 1971** | **Air Force** | Charlie Davis | 25-196 |
| | | John Tarver | 15-139 |
| **Sept. 16, 1972** | **Cincinnati** | Ken Johnson | 20-117 |
| | | Charlie Davis | 15-102 |
| **Nov. 18, 1972** | **at Air Force** | Charlie Davis | 21-109 |
| | | Ken Johnson | 22-108 |
| **Sept. 13, 1975** | **California** | Terry Kunz | 23-131 |
| | | David Williams | 16-114 |
| **Sept. 30, 1978** | **Northwestern** | Bill Solomon | 16-134 |
| | | James Mayberry | 28-124 |
| **Oct. 7, 1978** | **Kansas** | James Mayberry | 17-106 |
| | | Jeff Hornberger | 15-101 |
| **Sept. 14, 1985** | **Oregon** | Mark Hatcher | 16-114 |
| | | Anthony Weatherspoon | 25-101 |
| **Oct. 31, 1987** | **at Iowa State** | Sal Aunese | 19-127 |
| | | Erich Kissick | 15-124 |
| **Oct. 29, 1988** | **Iowa State** | Eric Bieniemy | 24-166 |
| | | J.J. Flannigan | 7-103 |
| **Nov. 5, 1988** | **at Missouri** | Marcus Reliford | 12-114 |
| | | Eric Bieniemy | 30-106 |
| **Nov. 19, 1988** | **Kansas State** | J.J. Flannigan | 20-151 |
| | | Marcus Reliford | 17-125 |
| **Sept. 9, 1989** | **Colorado State** | Eric Bieniemy | 23-156 |
| | | Darian Hagan | 14-103 |
| **Oct. 7, 1989** | **Missouri** | Eric Bieniemy | 16-116 |
| | | Darian Hagan | 15-106 |
| **Oct. 21, 1989** | **Kansas** | J.J. Flannigan | 10-178 |
| | | Darian Hagan | 17-118 |
| **Oct. 28, 1989** | **at Oklahoma** | Darian Hagan | 21-107 |
| | | J.J. Flannigan | 25-103 |
| **Nov. 18, 1989** | **at Kansas State** | J.J. Flannigan | 20-246 |
| | | Darian Hagan | 28-156 |
| **Sept. 6, 1990** | **Stanford** | Eric Bieniemy | 32-149 |
| | | Darian Hagan | 20-103 |
| **Oct. 12, 1991** | **Missouri** | Lamont Warren | 10-110 |
| | | Darian Hagan | 14-101 |
| **Sept. 18, 1993** | **at Stanford** | Lamont Warren | 22-114 |
| | | Rashaan Salaam | 20-109 |
| **Nov. 13, 1993** | **Kansas** | Rashaan Salaam | 19-130 |
| | | Lamont Warren | 17-115 |
| **Oct. 22, 1994** | **Kansas State** | Rashaan Salaam | 28-202 |
| | | Kordell Stewart | 22-127 |
| **Oct. 21, 1995** | **at Iowa State** | Lendon Henry | 8-111 |
| | | Marlon Barnes | 8-100 |
| **Sept. 2, 2000** | **Colorado State** | Cortlen Johnson | 17-121 |
| | | Marcus Houston | 18-100 |
| **Sept. 1, 2001** | **Colorado State** | Bobby Purify | 21-191 |
| | | Chris Brown | 21-121 |
| **Sept. 22, 2001** | **Kansas** | Chris Brown | 22-140 |
| | | Cortlen Johnson | 8-113 |
| **Nov. 23, 2001** | **Nebraska** | Chris Brown | 24-198 |
| | | Bobby Purify | 20-154 |
| **Nov. 9, 2002** | **at Missouri** | Chris Brown | 35-211 |
| | | Bobby Purify | 19-119 |
| **Nov. 16, 2002** | **Iowa State** | Bobby Purify | 20-174 |
| | | Chris Brown | 25-127 |
| **Sept. 18, 2010** | **Hawai'i** | Brian Lockridge | 14-109 |
| | | Rodney Stewart | 22-106 |
| **Sept. 12, 2015** | **Massachusetts** | Michael Adkins II | 19-119 |
| | | Christian Powell | 8-105 |
| **Sept. 26, 2015** | **Nicholls State** | Phillip Lindsay | 17-113 |
| | | Donovan Lee | 10-103 |

## MULTIPLE 100-YARD PASSING GAMES (10)

| | | | | |
|---|---|---|---|---|
| **Nov. 23, 1974** | **at Kansas State** | David Williams | 24-15-1 | 177 (0 TD) |
| | | Clyde Crutchmer | 11- 4-0 | 103 (0 TD) |
| **Oct. 22, 1983** | **at Nebraska** | Steve Vogel | 34-18-1 | 170 (1 TD) |
| | | Derek Marshall | 8- 5-0 | 116 (0 TD) |
| **Sept. 12, 1992** | **at Baylor** | Kordell Stewart | 17-16-0 | 251 (3 TD) |
| | | Duke Tobin | 15-10-1 | 154 (1 TD) |
| **Oct. 26, 1996** | **Texas** | John Hessler | 19-11-0 | 158 (0 TD) |
| | | Koy Detmer | 15- 7-2 | 137 (1 TD) |
| **Oct. 27, 2001** | **at Oklahoma State** | Bobby Pesavento | 20-15-1 | 180 (1 TD) |
| | | Craig Ochs | 9- 5-0 | 115 (1 TD) |
| **Jan. 1, 2002** | **Oregon** | Craig Ochs | 20-13-1 | 140 (1 TD) |
| | | Bobby Pesavento | 27-11-2 | 139 (0 TD) |
| **Sept. 13, 2003** | **Washington State** | Erik Greenberg | 30-19-2 | 199 (3 TD) |
| | | Joel Klatt | 25-13-0 | 149 (1 TD) |
| **Oct. 9, 2004** | **Oklahoma State** | James Cox | 21-15-2 | 175 (1 TD) |
| | | Joel Klatt | 24-12-0 | 133 (0 TD) |
| **Oct. 9, 2010** | **at Missouri** | Cody Hawkins | 25-16-1 | 133 (0 TD) |
| | | Tyler Hansen | 21-15-1 | 117 (0 TD) |
| **Nov. 28, 2015** | **at Utah** | Cade Apsay | 18- 8-2 | 145 (1 TD) |
| | | Jordan Gehrke | 20-11-1 | 113 (1 TD) |

## MULTIPLE 100-YARD RECEIVING GAMES (15)

| | | | | |
|---|---|---|---|---|
| **Oct. 9, 1982** | **Nebraska** | Donnie Holmes | 7-107 | |
| | | Dave Hestera | 6-105 | |
| **Sept. 8, 1984** | **Michigan State** | Ed Reinhardt | 10-142 | (2 TD) |
| | | Jon Embree | 7-112 | |
| **Nov. 3, 1984** | **Kansas** | Jon Embree | 8-133 | |
| | | Loy Alexander | 7-118 | (1 TD) |
| **Sept. 5, 1992** | **Colorado State** | Charles Johnson | 4-159 | (1 TD) |
| | | Michael Westbrook | 7-130 | (2 TD) |
| **Oct. 8, 1992** | **at Missouri** | Charles Johnson | 11-168 | |
| | | Michael Westbrook | 8-128 | |
| **Oct. 17, 1992** | **Oklahoma** | Charles Johnson | 8-182 | (1 TD) |
| | | Michael Westbrook | 9-108 | |
| **Nov. 6, 1993** | **at Oklahoma State** | Michael Westbrook | 6-132 | (1 TD) |
| | | Charles Johnson | 6-121 | (1 TD) |
| **Nov. 2, 1996** | **at Missouri** | Rae Carruth | 7-222 | (2 TD) |
| | | Phil Savoy | 5-117 | (1 TD) |
| **Nov. 9, 1996** | **Iowa State** | Rae Carruth | 6-154 | (3 TD) |
| | | Phil Savoy | 8-104 | (1 TD) |
| **Aug. 30, 2003** | **Colorado State** | Derek McCoy | 4-192 | (2 TD) |
| | | D.J. Hackett | 10-103 | (1 TD) |
| **Oct. 4, 2003** | **at Baylor** | Derek McCoy | 6-171 | (2 TD) |
| | | D.J. Hackett | 4-143 | (0 TD) |
| **Sept. 11, 2009** | **at Toledo** | Scotty McKnight | 11-114 | (1 TD) |
| | | Jason Espinoza | 8-109 | (1 TD) |
| **Nov. 14, 2009** | **at Iowa State** | Markques Simas | 7-128 | (1 TD) |
| | | Scotty McKnight | 8-107 | |
| **Nov. 27, 2009** | **Nebraska** | Scotty McKnight | 7-114 | (2 TD) |
| | | Markques Simas | 6-108 | |
| **Nov. 16, 2013** | **California** | Paul Richardson | 11-140 | (0 TD) |
| | | Nelson Spruce | 8-140 | (0 TD) |




**Lamont Warren**

**Cortlen Johnson**
*(the first and only CU player in history to have 100 yards rushing and receiving in the same game)*

## 100-YARD RUSHING & RECEIVING GAMES (36)

| | | | |
|---|---|---|---|
| **Nov. 5, 1955** | **UTAH** | *Rusher:* Jack Becker | 20-109 |
| | | *Receiver:* Frank Clarke | 2-100 |
| **Oct. 29, 1977** | **MISSOURI** | *Rusher:* James Mayberry | 26-136 |
| | | *Receiver:* Steve Gaunty | 3-117 |
| **Nov. 8, 1980** | **at Oklahoma State** | *Rusher:* Derek Singleton | 25-120 |
| | | *Receiver:* Ricky Ward | 5-113 |
| **Sept. 24, 1983** | **OREGON STATE** | *Rusher:* Lee Rouson | 9-106 |
| | | *Receiver:* Ron Brown | 5-143 |
| **Sept. 24, 1988** | **OREGON STATE** | *Rusher:* Eric Bieniemy | 20-211 |
| | | *Receiver:* Jeff Campbell | 3-107 |
| **Nov. 19, 1988** | **KANSAS STATE** | *Rushers:* J.J. Flannigan | 20-151 |
| | | Marcus Reliford | 17-125 |
| | | *Receiver:* Jeff Campbell | 2-102 |
| **Sept. 16, 1989** | **ILLINOIS** | *Rusher:* Eric Bieniemy | 17-100 |
| | | *Receiver:* M.J. Nelson | 3-109 |
| **Oct. 20, 1990** | **at Kansas** | *Rusher:* Eric Bieniemy | 18-174 |
| | | *Receiver:* Mike Pritchard | 4-114 |
| **Sept. 18, 1993** | **at Stanford** | *Rushers:* Lamont Warren | 22-114 |
| | | Rashaan Salaam | 20-109 |
| | | *Receiver:* Charles Johnson | 8-172 |
| **Oct. 16, 1993** | **at Oklahoma** | *Rusher:* Lamont Warren | 34-182 |
| | | *Receiver:* Charles Johnson | 5-136 |
| **Nov. 20, 1993** | **at Iowa State** | *Rusher:* Kordell Stewart | 13-113 |
| | | *Receiver:* Charles Johnson | 6-123 |
| **Sept. 24, 1994** | **at Michigan** | *Rusher:* Rashaan Salaam | 22-141 |
| | | *Receiver:* Michael Westbrook | 7-157 |
| **Nov. 5, 1994** | **OKLAHOMA STATE** | *Rusher:* Rashaan Salaam | 29-174 |
| | | *Receiver:* Phil Savoy | 6-113 |
| **Nov. 12, 1994** | **at Kansas** | *Rusher:* Rashaan Salaam | 30-232 |
| | | *Receiver:* Michael Westbrook | 6-117 |
| **Oct. 7, 1995** | **KANSAS** | *Rusher:* Herchell Troutman | 14-108 |
| | | *Receiver:* Rae Carruth | 5-148 |
| **Oct. 12, 1996** | **OKLAHOMA STATE** | *Rusher:* Lendon Henry | 18-101 |
| | | *Receiver:* Rae Carruth | 6-166 |
| **Sept. 5, 1998** | **COLORADO STATE** | *Rusher:* Dwayne Cherrington | 25-100 |
| | | *Receiver:* Marcus Stiggers | 4-100 |
| **Sept. 11, 1999** | **SAN JOSE STATE** | *Rusher:* Cortlen Johnson | 14-104 |
| | | *Receiver:* Marcus Stiggers | 5-174 |
| **Nov. 26, 1999** | **NEBRASKA** | *Rusher:* Cortlen Johnson | 25-135 |
| | | *Receiver:* Javon Green | 5-100 |
| **Nov. 3, 2001** | **MISSOURI** | *Rusher:* Cortlen Johnson | 11-102 |
| | | *Receiver:* Daniel Graham | 6-103 |
| **Nov. 10, 2001** | **at Iowa State** | *Rusher:* Cortlen Johnson | 27-172 |
| | | *Receiver:* Cortlen Johnson | 6-105 |
| **Nov. 23, 2001** | **NEBRASKA** | *Rushers:* Chris Brown | 24-198 |
| | | Bobby Purify | 20-154 |
| | | *Receiver:* Daniel Graham | 4-112 |
| **Nov. 9, 2002** | **at Missouri** | *Rusher:* Chris Brown | 35-211 |
| | | *Receiver:* Derek McCoy | 6-118 |
| **Oct. 23, 2004** | **at Texas A & M** | *Rusher:* Bobby Purify | 20-130 |
| | | *Receiver:* Dusty Sprague | 8-101 |
| **Nov. 13, 2004** | **KANSAS STATE** | *Rusher:* Bobby Purify | 24-155 |
| | | *Receiver:* Ron Monteilh | 4-106 |
| **Nov. 26, 2004** | **at NEBRASKA** | *Rusher:* Bobby Purify | 22-130 |
| | | *Receiver:* Blake Mackey | 8-116 |
| **Oct. 6, 2007** | **at Baylor** | *Rusher:* Hugh Charles | 19-109 |
| | | *Receiver:* Josh Smith | 2-103 |
| **Nov. 7, 2009** | **TEXAS A&M** | *Rusher:* Rodney Stewart | 20-118 |
| | | *Receiver:* Markques Simas | 7-135 |
| **Nov. 27, 2009** | **NEBRASKA** | *Rusher:* Rodney Stewart | 21-110 |
| | | *Receivers:* Scotty McKnight | 7-114 |
| | | Markques Simas | 6-108 |
| **Nov. 6, 2010** | **at Kansas** | *Rusher:* Rodney Stewart | 27-175 |
| | | *Receiver:* Paul Richardson | 11-141 |
| **Nov. 13, 2010** | **IOWA STATE** | *Rusher:* Rodney Stewart | 36-123 |
| | | *Receiver:* Paul Richardson | 5-121 |
| **Nov. 12, 2011** | **ARIZONA** | *Rusher:* Rodney Stewart | 24-181 |
| | | *Receiver:* Toney Clemons | 5-115 |
| **Sept. 21, 2012** | **at Washington State** | *Rusher:* Tony Jones | 4-105 |
| | | *Receiver:* Nelson Spruce | 8-103 |
| **Oct. 19, 2013** | **CHARLESTON SO.** | *Rusher:* Michael Adkins II | 13-137 |
| | | *Receiver:* Paul Richardson | 8-122 |
| **Nov. 11, 2014** | **WASHINGTON** | *Rusher:* Michael Adkins | 13-109 |
| | | *Receiver:* Nelson Spruce | 13-138 |
| **Oct. 31, 2015** | **at UCLA** | *Rusher:* Patrick Carr | 19-100 |
| | | *Receiver:* Devin Ross | 9-101 |

## 500/500 CLUB (Rushing & Receiving)

| Rk | Player (Seasons) | Rush | Rec | Total | Plays | Avg. |
|---|---|---|---|---|---|---|
| 1 | Rodney Stewart (2008-11) | 3,598 | 969 | 4,567 | 902 | 5.06 |
| 2 | Bobby Purify (2000-04) | 3,016 | 508 | 3,524 | 645 | 5.46 |
| 3 | Herchell Troutman (1994-97) | 2,487 | 725 | 3,212 | 628 | 5.11 |
| 4 | Hugh Charles (2004-07) | 2,659 | 552 | 3,211 | 577 | 5.56 |
| 5 | Lee Rouson (1981-84) | 2,296 | 699 | 2,995 | 667 | 4.49 |
| 6 | Cortlen Johnson (1998-2001) | 2,199 | 691 | 2,890 | 497 | 5.81 |
| 7 | Merwin Hodel (1949-51) | 2,102 | 540 | 2,642 | 550 | 4.80 |
| 8 | Ron Brown (1981-85) | 751 | 1,217 | 1,968 | 192 | 6.34 |
| 9 | Tony Jones (2011-14) | 1,269 | 558 | 1,827 | 398 | 4.68 |
| 10 | Mike Pritchard (1987-90) | 585 | 1,241 | 1,826 | 102 | 17.90 |
| 11 | Woody Shelton (1950-52) | 1,065 | 586 | 1,651 | 271 | 6.09 |
| 12 | Bill Symons (1962-64) | 734 | 537 | 1,271 | 258 | 4.93 |
| 13 | Lawrence Vickers (2002-05) | 616 | 546 | 1,162 | 228 | 5.10 |
| **—** | **Phillip Lindsay (2014-15)** | **1,044** | **329** | **1,373** | **259** | **5.30** |

## 200 YARDS RUSHING & PASSING IN ONE GAME (48-9)

| Date | Opponent | Rush | Pass | | Result |
|---|---|---|---|---|---|
| Oct. 8, 1960 | ARIZONA | 243 | 213 | W | 35-16 |
| Nov. 11, 1961 | UTAH | 210 | 208 | L | 12-21 |
| Oct. 7, 1967 | IOWA STATE | 217 | 223 | W | 34- 0 |
| Oct. 19, 1968 | KANSAS STATE | 250 | 288 | W | 37-14 |
| Nov. 20, 1971 | AIR FORCE | 352 | 204 | W | 53-17 |
| Sept. 29, 1973 | BAYLOR | 270 | 224 | W | 52-28 |
| Nov. 23, 1974 | at Kansas State | 227 | 280 | L | 19-33 |
| Sept. 27, 1975 | WICHITA STATE | 277 | 213 | W | 52- 0 |
| Sept. 10, 1977 | STANFORD | 262 | 231 | W | 27-21 |
| Sept. 17, 1977 | KENT STATE | 245 | 278 | W | 42- 0 |
| Sept. 13, 1980 | at UCLA | 225 | 205 | L | 14-56 |
| Sept. 12, 1981 | TEXAS TECH | 205 | 359 | W | 45-27 |
| Sept. 24, 1983 | OREGON STATE | 252 | 210 | W | 38-14 |
| Sept. 16, 1989 | ILLINOIS | 252 | 223 | W | 38- 7 |
| Oct. 14, 1989 | at Iowa State | 447 | 215 | W | 52-17 |
| Nov. 10, 1990 | OKLAHOMA STATE | 207 | 237 | W | 41-22 |
| Nov. 17, 1990 | KANSAS STATE | 360 | 274 | W | 64- 3 |
| Sept. 21, 1991 | MINNESOTA | 365 | 247 | W | 58- 0 |
| Sept. 26, 1992 | IOWA | 217 | 237 | W | 28-12 |
| Sept. 4, 1993 | TEXAS | 270 | 260 | W | 36-14 |
| Sept. 11, 1993 | BAYLOR | 237 | 298 | W | 45-21 |
| Sept. 18, 1993 | at Stanford | 274 | 277 | L | 37-41 |
| Nov. 13, 1993 | KANSAS | 378 | 220 | W | 38-14 |
| Sept. 3, 1994 | NE LOUISIANA | 407 | 242 | W | 48-13 |
| Sept. 24, 1994 | at Michigan | 217 | 294 | W | 27-26 |
| Oct. 8, 1994 | at Missouri | 274 | 228 | W | 38-23 |
| Nov. 12, 1994 | at Kansas | 397 | 242 | W | 51-26 |
| Jan. 2, 1995 | **a**—Notre Dame | 246 | 226 | W | 41-24 |
| Sept. 2, 1995 | at Wisconsin | 229 | 278 | W | 43- 7 |
| Sept. 9, 1995 | COLORADO STATE | 200 | 261 | W | 42-14 |
| Sept. 16, 1995 | NE LOUISIANA | 225 | 533 | W | 66-14 |
| Nov. 4, 1995 | at Oklahoma State | 209 | 301 | W | 45-32 |
| Nov. 18, 1995 | at Kansas State | 212 | 314 | W | 27-17 |
| Sept. 7, 1996 | at Colorado State | 281 | 364 | W | 48-34 |
| Oct. 18, 1997 | KANSAS | 227 | 207 | W | 42- 6 |
| Oct. 25, 1997 | at Texas | 208 | 211 | W | 47-30 |
| Sept. 11, 1999 | SAN JOSE STATE | 293 | 474 | W | 63-35 |
| Nov. 13, 1999 | at Baylor | 271 | 233 | W | 37- 0 |
| Sept. 2, 2000 | Colorado State | 224 | 308 | L | 24-28 |
| Sept. 8, 2001 | SAN JOSE STATE | 263 | 297 | W | 51-15 |
| Nov. 3, 2001 | MISSOURI | 242 | 257 | W | 38-24 |
| Nov. 10, 2001 | at Iowa State | 255 | 247 | W | 40-27 |
| Nov. 23, 2001 | NEBRASKA | 380 | 202 | W | 62-36 |
| Nov. 9, 2002 | at Missouri (OT) | 372 | 203 | W | 42-35 |
| Sept. 18, 2004 | NORTH TEXAS | 203 | 383 | W | 52-21 |
| Sept. 10, 2005 | NEW MEXICO STATE | 238 | 233 | W | 39- 0 |
| Nov. 11, 2006 | IOWA STATE | 263 | 200 | W | 33-16 |
| Sept. 22, 2007 | MIAMI (Ohio) | 359 | 275 | W | 42- 0 |
| Nov. 23, 2007 | NEBRASKA | 277 | 241 | W | 65-51 |
| Sept. 18, 2010 | HAWAI'I | 252 | 200 | W | 31-13 |
| Nov. 20, 2010 | KANSAS STATE | 251 | 225 | W | 44-36 |
| Nov. 12, 2011 | ARIZONA | 273 | 227 | W | 48-29 |
| Nov. 10, 2012 | at Arizona | 224 | 213 | L | 31-56 |
| Sept. 13, 2014 | ARIZONA STATE | 232 | 313 | L | 24-38 |
| Oct. 25, 2014 | UCLA (2 OT) | 233 | 267 | L | 37-40 |
| Sept. 26, 2015 | NICHOLLS STATE | 358 | 278 | W | 48- 0 |
| Oct. 31, 2015 | at UCLA | 242 | 312 | L | 31-35 |

(**a**—Fiesta Bowl)

## 600 YARD TOTAL OFFENSE GAMES (16-1)

| Date | Opponent | Rush | Pass | Total | | Result |
|---|---|---|---|---|---|---|
| Sept. 11, 1999 | SAN JOSE STATE | 293 | 474 | **767** | W | 63-35 |
| Sept. 16, 1995 | NE LOUISIANA | 225 | 533 | **758** | W | 66-14 |
| Nov. 13, 1971 | OKLAHOMA STATE | 505 | 171 | **676** | W | 40- 6 |
| Nov. 21, 1970 | at Air Force | 482 | 193 | **675** | W | 49-19 |
| Oct. 14, 1989 | at Iowa State | 447 | 215 | **662** | W | 52-17 |
| Oct. 12, 1991 | MISSOURI | 502 | 154 | **656** | W | 55- 7 |
| Sept. 3, 1994 | NE LOUISIANA | 407 | 242 | **649** | W | 48-13 |
| Oct. 19, 1957 | at Kansas State | 478 | 169 | **647** | W | 42-14 |
| Sept. 7, 1996 | at Colorado State | 281 | 364 | **645** | W | 48-34 |
| Nov. 12, 1994 | at Kansas | 397 | 242 | **639** | W | 51-26 |
| Sept. 26, 2015 | NICHOLLS STATE | 358 | 278 | **636** | W | 48- 0 |
| Nov. 17, 1990 | KANSAS STATE | 360 | 274 | **634** | W | 64- 3 |
| Sept. 22, 2007 | MIAMI (Ohio) | 359 | 275 | **634** | W | 42- 0 |
| Sept. 27, 2014 | at California (2OT) | 175 | 455 | **630** | L | 56-59 |
| Nov. 10, 1951 | UTAH | 452 | 175 | **627** | W | 54- 0 |
| Oct. 11, 1958 | at Arizona | 551 | 74 | **625** | W | 65-12 |
| Sept. 21, 1991 | MINNESOTA | 365 | 247 | **612** | W | 58- 0 |

## SUB 100/100 DEFENSIVE GAMES (45-1)

| Date | Opponent | Rush | Pass | Total | | Result |
|---|---|---|---|---|---|---|
| Nov. 4, 1933 | COLORADO COLLEGE | 40 | 16 | **56** | W | 26- 0 |
| Oct. 23, 1937 | COLORADO STATE | 61 | 53 | **114** | W | 47- 0 |
| Nov. 13, 1937 | COLORADO COLLEGE | 79 | 39 | **118** | W | 35- 6 |
| Oct. 22, 1938 | at Colorado State | 83 | 15 | **98** | W | 31- 6 |
| Nov. 12, 1938 | BRIGHAM YOUNG | 45 | 52 | **97** | W | 8- 0 |
| Oct. 21, 1939 | COLORADO STATE | 81 | 15 | **96** | W | 13- 0 |
| Sept. 26, 1942 | COLORADO MINES | 20 | 70 | **90** | W | 54- 0 |
| Oct. 20, 1945 | at Colorado College | 27 | 5 | **32** | W | 13- 0 |
| Sept. 21, 1946 | IOWA STATE | 30 | 83 | **113** | W | 13- 7 |
| Oct. 5, 1946 | UTAH STATE | 74 | 53 | **127** | W | 6- 0 |
| Nov. 28, 1946 | COLORADO STATE | 60 | 92 | **152** | W | 18- 0 |
| Nov. 15, 1947 | WYOMING | 57 | 23 | **80** | W | 21- 6 |
| Oct. 9, 1948 | NEBRASKA | 73 | 77 | **150** | W | 19- 6 |
| Oct. 22, 1949 | at Utah State | 83 | 26 | **109** | W | 20- 7 |
| Oct. 2, 1954 | at Kansas | 14 | 42 | **56** | W | 27- 0 |
| Oct. 16, 1954 | at Iowa State | 79 | 85 | **164** | W | 20- 0 |
| Nov. 5, 1955 | UTAH | 62 | 87 | **149** | W | 37- 7 |
| Nov. 19, 1955 | IOWA STATE | 77 | - 1 | **76** | W | 40- 0 |
| Oct. 20, 1956 | at Iowa State | 34 | 97 | **131** | W | 52- 0 |
| Nov. 9, 1957 | at Colorado State | 26 | 58 | **84** | W | 20- 0 |
| Oct. 4, 1958 | at Kansas | 86 | 67 | **153** | W | 31- 0 |
| Oct. 18, 1958 | at Iowa State | 43 | 70 | **113** | W | 20- 0 |
| Oct. 25, 1958 | NEBRASKA | 76 | 35 | **111** | W | 27-16 |
| Sept. 26, 1959 | BAYLOR | 98 | 92 | **190** | L | 7-15 |
| Oct. 24, 1959 | at Arizona | 38 | 75 | **113** | W | 18- 0 |
| Oct. 1, 1960 | KANSAS STATE | 77 | 36 | **113** | W | 27- 7 |
| Oct. 21, 1961 | at Kansas State | 19 | 27 | **46** | W | 13- 0 |
| Nov. 18, 1961 | at Nebraska | 31 | 0 | **31** | W | 7- 0 |
| Nov. 25, 1961 | IOWA STATE | 88 | 66 | **154** | W | 34- 0 |
| Oct. 12, 1963 | OKLAHOMA STATE | 66 | 93 | **159** | W | 25- 0 |
| Oct. 17, 1964 | at Iowa State | 87 | 53 | **140** | W | 14- 7 |
| Oct. 2, 1965 | at Kansas State | -19 | 56 | **37** | W | 36- 0 |
| Oct. 9, 1965 | OKLAHOMA STATE | 64 | 71 | **135** | W | 34-11 |
| Nov. 18, 1967 | at Kansas State | 69 | 30 | **99** | W | 40- 6 |
| Nov. 13, 1971 | OKLAHOMA STATE | 50 | 74 | **124** | W | 40- 6 |
| Sept. 17, 1977 | KENT STATE | 82 | 55 | **137** | W | 42- 0 |
| Sept. 16, 1978 | MIAMI, FLA. | 67 | 80 | **147** | W | 17- 7 |
| Nov. 22, 1986 | at Kansas State | 90 | 76 | **166** | W | 49- 3 |
| Sept. 10, 1988 | FRESNO STATE | 97 | 80 | **177** | W | 45- 3 |
| Oct. 24, 1992 | KANSAS STATE | -24 | 40 | **16** | W | 54- 7 |
| Nov. 7, 1992 | OKLAHOMA STATE | 44 | 74 | **118** | W | 28- 0 |
| Oct. 18, 1997 | KANSAS | 88 | 89 | **177** | W | 42- 6 |
| Sept. 26, 1998 | BAYLOR | 89 | 89 | **178** | W | 18-16 |
| Nov. 14, 1998 | IOWA STATE | 89 | 93 | **182** | W | 37- 8 |
| Nov. 13, 1999 | at Baylor | 74 | 40 | **114** | W | 37- 0 |
| Sept. 22, 2007 | MIAMI (Ohio) | 44 | 95 | **139** | W | 42- 0 |

## TURNOVER FREE GAMES

Colorado is 48-21-4 all-time in games it has not committed a turnover.

**1946**—0
**1947**—0
**1948**—0
**1949**—0
**1950**—0
**1951**—0
**1952**—1 (0-0-1)
**1953**—0
**1954**—0
**1955**—0
**1956**—3 (1-1-1)
**1957**—0
**1958**—1 (1-0)
**1959**—2 (2-0)
**1960**—1 (0-1)
**1961**—0
**1962**—0
**1963**—0
**1964**—2 (1-1)
**1965**—0
**1966**—0
**1967**—2 (2-0)
**1968**—0
**1969**—0
**1970**—0
**1971**—0
**1972**—1 (1-0)
**1973**—1 (1-0)
**1974**—0
**1975**—0
**1976**—1 (1-0)
**1977**—0
**1978**—0
**1979**—0
**1980**—0
**1981**—0
**1982**—1 (1-0)
**1983**—1 (1-0)
**1984**—0
**1985**—1 (1-0)
**1986**—0
**1987**—3 (3-0)
**1988**—2 (2-0)
**1989**—4 (4-0)
**1990**—2 (1-1)
**1991**—1 (0-0-1)
**1992**—1 (1-0)
**1993**—4 (2-1-1)
**1994**—3 (1-1; 1-0 bowl)
**1995**—2 (2-0)
**1996**—0
**1997**—0
**1998**—1 (1-0)
**1999**—1 (1-0)
**2000**—2 (0-2)
**2001**—2 (2-0)
**2002**—2 (1-1)
**2003**—1 (1-0)
**2004**—1 (0-0; 1-0 bowl)
**2005**—3 (2-0; 0-1 bowl)
**2006**—4 (1-3)
**2007**—2 (2-0)
**2008**—0
**2009**—0
**2010**—3 (1-2)
**2011**—4 (1-3)
**2012**—1 (0-1)
**2013**—1 (1-0)
**2014**—2 (0-2)
**2015**—3 (3-0)




**Newspaper photo account of Wilson's 95 yard run**

## ALL-TIME LONGEST RUSHING PLAYS

**Yards Player, Opponent, Site, Date**

95 Emerson Wilson vs. Kansas State in Boulder, Nov. 20, 1954 (TD).
91 Kayo Lam vs. Brigham Young at Provo, Oct. 20, 1934 (TD).
91 Bob West vs. New Mexico in Pueblo, Nov. 4, 1944 (TD).
90 Eddie Dove vs. Kansas in Boulder, Oct. 5, 1957 (TD).
85 Dick Schrepferman vs. Colorado State in Boulder, Nov. 28, 1946 (TD).
85 Cliff Branch vs. Kansas at Lawrence, Nov. 6, 1971 (TD).
85 Chris Brown vs. Kansas State in Boulder, Oct. 5, 2002 (TD).
84 Carroll Hardy vs. Colorado State in Boulder, Sept. 25, 1954 (TD).
84 Tony Jones vs. Washington State at Pullman, Sept. 21, 2012 (TD).
80 William Caley vs. Denver in Boulder, Nov. 5, 1895 (TD).
80 John Strobel vs. New Mexico in Boulder, Oct. 26, 1946 (TD).
80 Bob Stransky vs. Kansas at Lawrence, Oct. 6, 1956 (TD).
80 Tom Nigbur vs. Kansas at Lawrence, Nov. 2, 1968 (TD).
79 Kayo Lam vs. Colorado Mines in Boulder, Oct. 19, 1935 (TD).
78 Byron White vs. Colorado College in Boulder, Nov. 13, 1937 (TD).
78 Bill Harris vs. Iowa State in Boulder, Oct. 19, 1963 (TD).
78 Mike Pritchard vs. Tennessee at Anaheim, Aug. 26, 1990 (TD).
78 Chris Brown vs. Kansas at Lawrence, Oct. 12, 2002 (TD).
77 Merwin Hodel vs. Arizona in Boulder, Oct. 21, 1950 (TD).
76 William Harris vs. Oklahoma State in Boulder, Oct. 9, 1965 (TD).
76 Billy Waddy vs. Wisconsin at Madison, Sept. 22, 1973. (TD).
75 William Caley vs. Colorado State in Boulder, Oct. 27, 1894 (TD).
75 Joe Dorough vs. New Mexico at Albuquerque, Nov. 3, 1945.
75 Carroll Hardy vs. Kansas State in Boulder, Nov. 20, 1954 (TD).
75 Chris McLemore vs. Kansas at Lawrence, Nov. 5, 1983 (TD).
75 Darian Hagan vs. Texas in Boulder, Sept. 4, 1989.
74 Lamont Warren vs. Iowa State at Ames, Nov. 23, 1991 (TD).
74 Jeff Campbell vs. Fresno State in Boulder, Sept. 10, 1988 (TD).
74 David Williams vs. Nebraska at Lincoln, Oct. 25, 1975 (TD).
74 Hugh Charles vs. Oklahoma State at Stillwater, Oct. 1, 2005 (TD).
73 Dick Morrow vs. Colorado College in Boulder, Oct. 21, 1944 (TD).
72 Gary Washington vs. Kansas State in Boulder, Nov. 19, 1977 (TD).
71 Bob West vs. Colorado College at Colorado Springs, Sept. 29, 1946 (TD).
71 Darian Hagan vs. Colorado State in Boulder, Sept. 10, 1989 (TD).
71 Howard Cook vs. Nebraska in Boulder, Oct. 25, 1958 (TD).
70 George Wittemeyer vs. Colorado College at Colorado Springs, Oct. 18, 1924.
70 Kayo Lam vs. Colorado Mines in Boulder, Oct. 14, 1933 (TD).
70 Carroll Hardy vs. Missouri at Columbia, Nov. 6, 1951 (TD).
70 James Mayberry vs. Oklahoma State in Boulder, Oct. 8, 1977.
70 J.J. Flannigan vs. Nebraska in Boulder, Nov. 4, 1989 (TD).

## ALL-TIME LONGEST PASSING PLAYS

**Yards Player, Opponent, Site, Date**

94 Robert Hodge to Jeremy Bloom vs. Kansas State in Boulder, Oct. 5, 2002 (TD).
92 Koy Detmer to Charles Johnson vs. Oklahoma in Boulder, Oct. 17, 1992 (TD).
90 Marc Walters to Jeff Campbell vs. Kansas State in Boulder, Nov. 19, 1988 (TD).
89 Koy Detmer to Herchell Troutman vs. Colorado State in Boulder, Sept. 9, 1995.
88 Mike Moschetti to Javon Green vs. Oklahoma in Boulder, Oct. 30, 1999 (TD).
87 Zack Jordan to Frank Bernardi vs. Kansas at Lawrence, Oct. 4, 1952.
87 Randy Essington to Walter Stanley vs. Texas Tech in Boulder, Sept. 12, 1981 (TD).
85 Steve Vogel to Ron Brown vs. Iowa State in Boulder, Oct. 13, 1984 (TD).
85 Darian Hagan to Rico Smith vs. Oklahoma in Boulder, Oct. 27, 1990 (TD).
82 Joel Klatt to Derek McCoy vs. Colorado State in Denver, Aug. 30, 2003 (TD).
82 Connor Wood to Paul Richardson vs. Colorado State in Denver, Sept. 1, 2013 (TD).
81 Eric Greenberg to Jeremy Bloom vs. Florida State at Tallahassee, Sept. 20, 2003 (TD).
81 Jeff Austin to Emery Moorehead vs. Miami, Fla., in Boulder, Sept. 25, 1976 (TD).
80 Howard Cook to Eddie Dove vs. Utah in Boulder, Sept. 28, 1957 (TD).
80 Bobby Anderson to Steve Engel vs. Missouri at Columbia, Oct. 12, 1968 (TD).
80 Craig Keenan to Ron Brown vs. Oklahoma State at Stillwater, Oct. 27, 1984 (TD).
79 Paul Arendt to Monte Huber vs. Missouri in Boulder, Oct. 25, 1969 (TD).
79 Jeff Knapple to Steve Gaunty vs. Kent State in Boulder, Sept. 17, 1977 (TD).
79 Sal Aunese to Drew Ferrando vs. Colorado State at Fort Collins, Oct. 3, 1987 (TD).
78 Gale Weidner to Leon Mavity vs. Utah in Boulder, Nov. 11, 1961 (TD).
78 Joel Klatt to Derek McCoy vs. Colorado State in Denver, Aug. 30, 2003 (TD).
78 Joel Klatt to Joe Klopfenstein vs. UTEP at Houston (Houston Bowl), Dec. 29, 2004 (TD).
78 Tyler Hansen to Paul Richardson vs. California in Boulder, Sept. 10, 2011 (TD).
77 Zack Jordan to Ronnie Johnson vs. Northwestern at Evanston, Sept. 29, 1951.
77 Steve Vogel to Richard Johnson vs. Kansas in Boulder, Nov. 13, 1982 (TD).
77 John Hessler to Rae Carruth vs. Oklahoma State at Stillwater, Nov. 4, 1995 (TD).
77 Koy Detmer to Rae Carruth vs. Iowa State in Boulder, Nov. 9, 1996 (TD).
76 Maurice Reilly to John Zeigler vs. Wyoming in Boulder, Oct. 31, 1942 (TD).
76 Koy Detmer to Rae Carruth vs. Washington at San Diego (Holiday Bowl), Dec. 30, 1996 (TD).
76 Tyler Hansen to Rodney Stewart vs. Stanford at Palo Alto, Oct. 8, 2011.
75 George Grosvenor to Frank McGlone vs. Northern Colorado in Boulder, Nov. 18, 1933 (TD).
75 Craig Ochs to Derek McCoy vs. Kansas in Boulder, Sept. 22, 2001.
75 Craig Ochs to Derek McCoy vs. San Diego State in Boulder, Sept. 7, 2002 (TD).
75 Connor Wood to Paul Richardson vs. Colorado State in Denver, Sept. 1, 2013 (TD).
75 Paul Richardson to D.D. Goodson vs. Oregon in Boulder, Oct. 5, 2013 (TD).
75 Sefo Liufau to Paul Richardson vs. Arizona in Boulder, Oct. 26, 2013 (TD).
75 Sefo Liufau to Shay Fields vs. Arizona at Tucson, Nov. 8, 2014 (TD).
74 Joe Duenas to Cliff Branch vs. Wyoming in Boulder, Sept. 18, 1971 (TD).
74 Randy Essington to Walter Stanley vs. Texas Tech in Boulder, Sept. 12, 1981 (TD).
74 Darian Hagan to Jeff Campbell vs. Illinois in Boulder, Sept. 16, 1989 (TD).
74 Koy Detmer to Charles Johnson vs. Iowa in Boulder, Sept. 26, 1992 (TD).
74 Craig Ochs to Matt Brunson vs. Oklahoma State at Stillwater, Oct. 27, 2001 (TD).
73 Billy Waddy to David Williams vs. Iowa State at Ames, Oct. 13, 1973 (TD).
73 Billy Waddy to David Williams vs. Nebraska at Lincoln, Nov. 3, 1973 (TD).
73 Bill Solomon to Kazell Pugh vs. Miami, Fla., in Boulder, Sept. 16, 1978 (TD).
73 John Hessler to Dwayne Cherrington vs. Oklahoma State at Stillwater, Oct. 11, 1997 (TD).
73 Tyler Hansen to Toney Clemons vs. Hawai'i in Boulder, Sept. 18, 2010 (TD).

**Billy Waddy**

**Longest Passing Plays, *continued***

72 Kordell Stewart to Michael Westbrook vs. Oklahoma State at Stillwater, Nov. 6, 1993 (TD).
72 Koy Detmer to Rae Carruth vs. NE Louisiana in Boulder, Sept. 16, 1995 (TD).
72 Sefo Liufau to Shay Fields vs. Arizona in Boulder, Oct. 17, 2015 (TD).
71 Mark Hatcher to Sam Smith vs. Missouri in Boulder, Oct. 12, 1985.
71 John Hessler to Rae Carruth vs. Oklahoma at Norman, Sept. 30, 1995 (TD).
71 Robert Hodge to Brian Calhoun vs. Kansas State in Boulder, Oct. 5, 2002 (TD).
71 Connor Wood to Scott Fernandez vs. Arizona at Tucson, Nov. 10, 2012 (TD).
71 Sefo Liufau to Nelson Spruce vs. Hawai'i in Boulder, Sept. 20, 2014 (TD).
70 Hatfield Chilson to George Wittemyer vs. Colorado College at Colorado Springs, Oct. 18, 1924.
70 Maurice Reilly to Johnny Zeigler vs. Brigham Young in Boulder, Nov. 14, 1942.
70 Clyde Crutchmer to Emery Moorehead vs. Kansas State at Manhattan, Nov. 23, 1974.
70 Jeff Knapple to Billy Waddy vs. Oklahoma in Boulder, Oct. 30, 1976 (TD).
70 Darian Hagan to Mike Pritchard vs. Missouri at Columbia, Oct. 6, 1990 (TD).
70 Mike Moschetti to Javon Green vs. Kansas State at Manhattan, Nov. 6, 1999 (TD).
70 Jordan Webb to Nick Kasa vs. Washington State at Pullman, Sept. 21, 2012 (TD).
70 Sefo Liufau to Nelson Spruce vs. Massachusetts at Foxborough, Sept. 6, 2014 (TD).
55 *Bob Muth to Art Quinlin vs. Colorado College in Boulder, Nov. 4, 1921 (TD).

(*—longest pass play in program history between 1890 and 1924.)

## ALL-TIME LONGEST KICKOFF RETURNS

**Yards Player, Opponent, Site, Date**

100 Byron White vs. Denver at Denver, Nov. 26, 1936 (TD).
100 *Cliff Branch vs. Kansas in Boulder, Nov. 7, 1970 (TD).
100 *Billy Waddy vs. Kansas State in Boulder, Nov. 22, 1975 (TD).
100 Howard Ballage vs. Nebraska in Boulder, Oct. 21, 1978 (TD).
100 Walter Stanley vs. Oklahoma in Boulder, Oct. 4, 1980 (TD).
100 *Ben Kelly vs. Missouri in Boulder, Oct. 9, 1999 (TD).
100 Marques Mosley vs. Utah in Boulder, Nov. 23, 2012 (TD).
99 Mike McCoy vs. Wichita State in Boulder, Sept. 27, 1975 (TD).
99 Ben Kelly vs. Wyoming in Boulder, Sept. 27, 1997 (TD).
98 Howard Ballage vs. Nebraska at Lincoln, Oct. 22, 1977 (TD).
98 Ben Kelly vs. Washington at Seattle, Sept. 25, 1999 (TD).
98 Brian Lockridge vs. Oklahoma State at Stillwater, Nov. 19, 2009 (TD).
97 Leo Stasica vs. Colorado State at Fort Collins, Oct. 19, 1940 (TD).
97 Ronnie Johnson vs. Iowa State in Boulder, Oct. 31, 1953 (TD).
97 Bill Harris vs. Utah at Salt Lake City, Sept. 22, 1962 (TD).
97 Cliff Branch vs. Penn State in Boulder, Sept. 26, 1970 (TD).
96 Bob Nelson vs. Chadron State in Boulder, Sept. 30, 1933 (TD).
95 Ted Woods vs. Nebraska in Boulder, Oct. 22, 1960 (TD).
95 Billy Waddy vs. Kansas in Boulder, Nov. 13, 1976 (TD).
94 Melvin Johnson vs. Kansas in Boulder, Nov. 9, 1974 (TD).
93 Ben Kelly vs. Oklahoma State at Stillwater, Oct. 11, 1997.
93 Josh Smith vs. Colorado State in Denver, Aug. 31, 2008 (TD).
91 Bill Symons vs. Air Force in Boulder, Nov. 21, 1964 (TD).
91 Rick Engel vs. Alabama at Memphis (Liberty Bowl), Dec. 13, 1969 (TD).
90 Byron White vs. Utah in Boulder, Nov. 7, 1936.
89 Alvin Oviatt vs. Colorado Mines at Golden, Oct. 1, 1932 (TD).
89 Arthur Jaffee vs. Iowa State in Boulder, Nov. 13, 2010.

(*—opening kickoff of game.)

## ALL-TIME LONGEST PUNT RETURNS

**Yards Player, Opponent, Site, Date**

98 Bob West vs. Colorado College at Colorado Springs, Nov. 18, 1944 (TD).
95 Byron White vs. Utah at Salt Lake City, Nov. 6, 1937 (TD).
95 Don Morris vs. Utah in Boulder, Oct. 6, 1945 (TD).
92 Ron Johnson vs. Kansas in Boulder, Oct. 10, 1953 (TD).
90 Dave McCloughan vs. Kansas at Lawrence, Oct. 20, 1990 (TD).
88 Ben Kelly vs. Boston College at Tucson (Insight.com Bowl), Dec. 31, 1999 (TD).
86 Bill Harris vs. Iowa State in Boulder, Nov. 25, 1961 (TD).
85 Steve Haggerty vs. Oklahoma State in Boulder, Nov. 17, 1973 (TD).
84 Leroy Clark vs. Colorado State in Boulder, Nov. 22, 1958 (TD).
82 Ted Woods vs. Oklahoma State in Boulder, Sept. 30, 1961 (TD).
82 Cedric Cormier vs. Colorado State in Denver, Sept. 5, 1998 (TD).
81 Six-man lateral (Stasica, Click, Thompson, Pudlik, Jenkins, Oliver) vs. BYU at Provo, Nov. 18, 1939.
81 Bob Stransky vs. Utah in Boulder, Nov. 5, 1955 (TD).
81 Stephone Robinson vs. Kansas in Boulder, Oct. 22, 2005 (TD).
80 Jeremy Bloom vs. Oklahoma at Houston, Dec. 7, 2002 (TD).
78 Steve Haggerty vs. Iowa State in Boulder, Oct. 14, 1972 (TD).
77 Roman Hollowell vs. Fresno State in Boulder, Aug. 26, 2001 (TD).
76 David Moss vs. Tulsa in Boulder, Sept. 20, 1969 (TD).
76 Ben Kelly vs. Iowa State in Boulder, Nov. 14, 1998 (TD).
75 Art Quinlan vs. Colorado State at Fort Collins, Nov. 28, 1923.
75 Byron White vs. Colorado State in Boulder, Oct. 23, 1937 (TD).
75 Cliff Branch vs. Louisiana State at Baton Rouge, Sept. 11, 1971 (TD).
75 Jeremy Bloom vs. Colorado State in Denver, Aug. 31, 2002 (TD).
72 Cliff Branch vs. Iowa State in Boulder, Oct. 10, 1970 (TD).
70 Maurice Reilly vs. Brigham Young in Boulder, Nov. 14, 1942 (TD).
70 Walter Stanley vs. Texas Tech in Boulder, Sept. 12, 1981 (TD).
69 Harry Narcisian vs. Kansas State in Boulder, Oct. 28, 1948 (TD).
69 Roman Hollowell vs. Missouri in Boulder, Nov. 3, 2001 (TD).
68 Dane Graves vs. Kansas State in Boulder, Oct. 23, 1948 (TD).
68 Cliff Branch vs. Ohio State at Columbus, Sept. 25, 1971 (TD).
68 Ben Kelly vs. Utah State in Boulder, Sept. 19, 1998 (TD).
67 Pat Murphy vs. Oregon in Boulder, Sept. 21, 1968.
66 Roman Hollowell vs. Kansas at Lawrence, Oct. 21, 2000 (TD).
65 Tom Brookshier vs. Kansas in Boulder, Oct. 6, 1951 (TD).
65 Cliff Branch vs. Air Force in Boulder, Nov. 20, 1971 (TD).
63 Byron White vs. Colorado Mines in Boulder, Oct. 30, 1937. (TD).
63 Frank Bernardi vs. San Jose State in Boulder, Sept. 20, 1952 (TD).
62 Cliff Branch vs. Iowa State in Boulder, Oct. 10, 1970 (TD).
61 Mike McCoy vs. California in Boulder, Sept. 13, 1975 (TD).
61 Howard Cook vs. Arizona at Tucson, Oct. 11, 1958 (TD).
60 Leon Mavity vs. Oklahoma State in Boulder, Sept. 30, 1961 (TD).
59 Charles Greer vs. Iowa State in Boulder, Oct. 7, 1967 (TD).
59 Cliff Branch vs. Kansas State in Boulder, Oct. 2, 1971 (TD).

**Ron Johnson**

## ALL-TIME LONGEST INTERCEPTION RETURNS

**Yards Player, Opponent, Site, Date**

100 Dick Kearns vs. Denver at Denver, Nov. 24, 1938 (TD).
100 Johnny Zeigler vs. Colorado Mines in Boulder, Sept. 26, 1942 (TD).
100 Steve Rosga vs. Oklahoma State in Boulder, Oct. 12, 1996 (TD).
99 Isaac Howard vs. Missouri at Columbia, Nov. 5, 1966 (TD).
99 Marcus Burton vs. Oklahoma State at Stillwater, Oct. 1, 2005 (TD).
97 Mark Haynes vs. Army at West Point, Oct. 1, 1977 (TD).
95 Marcus Washington vs. Oregon at Dallas (Cotton Bowl), Jan. 1, 1996 (TD).
95 Donald Strickland vs. Kansas at Lawrence, Oct. 12, 2002 (TD).
94 Gale Weidner vs. Washington in Boulder, Sept. 19, 1959 (TD).
92 Ted Somerville vs. Iowa State at Ames, Oct. 17, 1964.
91 Donald Strickland vs. Wisconsin at San Antonio (Alamo Bowl), Dec. 28, 2002 (TD).
90 Roy Shepard lateral to George Figner (55 yards) vs. Iowa State in Boulder, Nov. 3, 1951.
82 John Stearns vs. Air Force at USAFA, Nov. 18, 1972.
79 Jered Bell vs. Central Arkansas in Boulder, Sept. 7, 2013 (TD).
78 Benjamin Burney vs. Missouri in Boulder, Oct. 31, 2009 (TD).
77 Harry Narcisian vs. Colorado State in Boulder, Nov. 20, 1948 (TD).
76 Jeff Raymond vs. Nebraska at Lincoln, Oct. 21, 1967 (TD).
75 Joe Dorough vs. New Mexico at Albuquerque, Nov. 3, 1945 (TD).
75 Carroll Hardy vs. Drake in Boulder, Sept. 18, 1954 (TD).
73 Aaron Killion vs. Texas at Irving, Dec. 1, 2001 (TD).
72 Medford Moorer vs. Texas Tech at Lubbock, Nov. 1, 2003.
71 Victor Scott vs. Kansas State in Boulder, Nov. 19, 1983 (TD).
71 Tedric Thompson vs. Stanford in Boulder, Nov. 7, 2015
70 Dick Anderson lateral to Mike Veeder (45 yards) vs. Nebraska at Lincoln, Oct. 21, 1967 (TD).
69 Mark Cooney vs. Kansas State at Manhattan, Oct. 7, 1972 (TD).
69 Bill Roe vs. Nebraska at Lincoln, Oct. 27, 1979 (TD).
64 Medford Moorer vs. Texas at Irving, Dec. 1, 2001 (TD).
63 Pat Murphy vs. Oklahoma in Boulder, Oct. 26, 1968.
61 Ellis Wood vs. Missouri at Columbia, Oct. 18, 1980.
59 Loren Schweninger vs. Louisiana State at Miami (Orange Bowl), Jan. 1, 1962 (TD).
58 Hale Irwin vs. Baylor at Waco, Sept. 24, 1966.
58 Don DeLuzio vs. Colorado State at Fort Collins, Oct. 1, 1988 (TD).
57 Jalil Brown vs. Texas in Boulder, Oct. 4, 2008.

## ALL-TIME LONGEST MISCELLANEOUS RETURNS

**Yards Player, Opponent, Site, Date**

96 fumble Ben Kelly vs. Kansas in Boulder, Sept. 18, 1999 (TD).
95 fumble Ryan Walters vs. Kansas at Lawrence, Oct. 28, 2006 (TD).
85 Def. XP Greg Biekert vs. Nebraska in Boulder, Nov. 2, 1991.
76 int. lateral Stan Hendrickson vs. Missouri at Columbia, Oct. 3, 1942.
75 fumble Steve Rosga vs. Wisconsin at Madison, Sept. 2, 1995 (TD).
75 fumble Donnell Leomiti vs. Iowa State at Ames, Oct. 21, 1995 (TD).
71 fumble Medford Moorer vs. Iowa State in Boulder, Nov. 16, 2002 (TD).
65 fumble George Darley vs. Colorado Mines in Boulder, Dec. 13, 1890 (TD).
62 blk punt Art Unger vs. Colorado College at Colorado Springs, Oct. 31, 1936.

## ALL-TIME LONGEST 2-POINT CONVERSION

**Yards Player, Opponent, Site, Date**

33 Bobby Pesavento pass to Derek McCoy vs. Oklahoma State at Stillwater, Oct. 27, 2001.

**Byron White, who went on to become a U.S. Supreme Court Justice, still owns two of CU's longest play records.**

## ALL-TIME LONGEST FIELD GOALS

**Yards Player, Opponent, Site, Date**

60 Mason Crosby vs. Iowa State in Boulder, Oct. 16, 2004.
58 *Mason Crosby vs. Miami, Fla., at Miami, Sept. 24, 2005.
58 Jerry Hamilton vs. Iowa State at Ames, Oct. 24, 1981.
57 Fred Lima vs. Iowa State in Boulder, Oct. 14, 1972.
57 Dave DeLine vs. Nebraska in Boulder, Oct. 25, 1986.
57 Mason Crosby vs. Iowa State at Ames, Nov. 12, 2005.
56 Mason Crosby vs. Missouri in Boulder, Nov. 5, 2005.
56 Mason Crosby vs. Texas Tech in Boulder, Oct. 14, 2006.
55 Fred Lima vs. California in Boulder, Sept. 9, 1972.
55 Mason Crosby vs. Colorado State in Boulder, Sept. 4, 2004.
54 Jerry Hillebrand vs. Oklahoma State in Boulder, Sept. 30, 1961.
54 Jim Harper vs. Illinois at Champaign, Sept. 15, 1990.
54 Mitch Berger vs. Miami, Fla., in Boulder, Sept. 25, 1993.
54 Mason Crosby vs. Iowa State in Boulder, Oct. 16, 2004.
54 Mason Crosby vs. UTEP in Houston (Houston Bowl), Dec. 29, 2004.
54 Kevin Eberhart vs. Baylor at Waco, Oct. 6, 2007.
54 Aric Goodman vs. Colorado State in Boulder, Sept. 6, 2009.
53 Mitch Berger vs. Oklahoma in Boulder, Oct. 17, 1992.
53 Mason Crosby vs. Texas Tech in Boulder, Oct. 14, 2006.
53 Will Oliver vs. Arizona in Boulder, Oct. 26, 2013.
52 Dave DeLine vs. Iowa State in Boulder, Oct. 13, 1984.
52 Ken Culbertson vs. Missouri in Boulder, Nov. 7, 1987.
52 Pat Blottiaux vs. Missouri at Columbia, Oct. 8, 1992.
52 Jason Lesley vs. Michigan at Ann Arbor, Sept. 13, 1997.
52 Mason Crosby vs. Washington State at Seattle, Sept. 10, 2004.
52 Mason Crosby vs. Kansas State at Manhattan, Oct. 29, 2005.
52 Will Oliver vs. California in Boulder, Sept. 10, 2011.
52 Will Oliver vs. Colorado State in Denver, Sept. 1, 2013.
51 Tom Field vs. Oregon in Boulder, Sept. 8, 1979.
51 Mason Crosby vs. Kansas State in Boulder, Nov. 13, 2004.
50 Mark Zetterberg vs. Nebraska in Boulder, Oct. 9, 1976.
50 Tom Field vs. Oklahoma State in Boulder, Nov. 10, 1979.
50 Dave DeLine vs. Kansas in Boulder, Nov. 3, 1984.
50 Jim Harper vs. Oklahoma State in Boulder, Nov. 10, 1990.
50 Jim Harper vs. Minnesota in Boulder, Sept. 21, 1991.
50 Pat Blottiaux vs. Baylor at Waco, Sept. 12, 1992.
50 Mason Crosby vs. Kansas State at Manhattan, Oct. 29, 2005.
50 Kevin Eberhart vs. Kansas State at Manhattan, Oct. 13, 2007.

(*—longest field goal without a tee at sea level in NCAA history.)

## ALL-TIME LONGEST PUNTS

**Yards Player, Opponent, Site, Date**

83 Byron White vs. Missouri in Boulder, Oct. 2, 1937.
80 Howard Cook vs. Kansas State in Boulder, Sept. 29, 1956.
78 Zack Jordan vs. Oklahoma in Boulder, Sept. 27, 1952.
78 Howard Cook vs. Air Force in Boulder, Nov. 29, 1958.
77 Zack Jordan vs. Oklahoma in Boulder, Sept. 27, 1952.
77 Carroll Hardy vs. Arizona in Boulder, Sept. 26, 1953.
77 Keith English vs. Colorado State at Fort Collins, Oct. 1, 1988.
76 Nick Pietsch vs. Kansas at Lawrence, Oct. 19, 1996.
75 Zack Jordan vs. Utah at Salt Lake City, Nov. 1, 1952.
75 Carroll Hardy vs. Colorado State in Boulder, Sept. 25, 1954.
74 Mitch Berger vs. Iowa State in Boulder, Nov. 21, 1992.
73 Ken Blair vs. Iowa State at Ames, Oct. 20, 1962.
73 Andy Mitchell vs. Kansas in Boulder, Oct. 7, 1995.
73 Matt DiLallo vs. Colorado State in Denver, Sept. 9, 2006.
72 Zack Jordan vs. Oklahoma in Boulder, Sept. 27, 1952.
72 Bill Symons vs. Oklahoma State in Boulder, Oct. 12, 1963.
72 Stan Koleski vs. Kansas State at Manhattan, Nov. 23, 1974.
72 John Torp vs. Colorado State in Boulder, Sept. 3, 2005.
71 Zack Jordan vs. Arizona in Boulder, Oct. 21, 1950.
70 Homer Jenkins vs. Oregon at Eugene, Oct. 8, 1955.
70 Boyd Dowler vs. Missouri at Columbia, Nov. 10, 1956.
70 Howard Cook vs. Colorado State in Boulder, Nov. 22, 1958.
70 Stan Koleski vs. Air Force at USAFA, Oct. 5, 1974.
70 Keith English vs. Oregon State in Boulder, Sept. 24, 1988.
70 Mike Moschetti vs. Kansas State at Manhattan, Nov. 6, 1999.
69 Zack Jordan vs. Kansas in Boulder, Oct. 6, 1951.
69 Carroll Hardy vs. Colorado State in Boulder, Nov. 29, 1952.
69 Stan Koleski vs. Oklahoma State at Stillwater, Oct. 16, 1976.
69 Steve Doolittle vs. Oklahoma in Boulder, Nov. 4, 1978.
69 John Torp vs. Nebraska in Boulder, Nov. 28, 2003.
68 Ron Johnson vs. Iowa State in Boulder, Nov. 3, 1951.
68 William Harris vs. Miami, Fla., in Boulder, Sept. 17, 1966.
68 Barry Helton vs. Oregon in Boulder, Sept. 14, 1985.
68 Barry Helton vs. Colorado State in Boulder, Sept. 6, 1986.
68 Keith English vs. Oklahoma State in Boulder, Oct. 8, 1988.
68 Mark Mariscal vs. Southern California in Boulder, Sept. 14, 2002.
68 John Torp vs. Clemson in Orlando (Champs Sports Bowl), Dec. 27, 2005.

*(Note: bowl statistics NOT included)*

## RUSHING

| Rk | Player (Seasons) | Att. | Net Yards | Avg. | TD |
|---|---|---|---|---|---|
| 1 | Eric Bieniemy (1987-90) | 699 | 3,940 | 5.63 | 41 |
| 2 | Rodney Stewart (2008-11) | 809 | 3,598 | 4.45 | 25 |
| 3 | Rashaan Salaam (1992-94) | 486 | 3,057 | 6.29 | 33 |
| 4 | Bobby Purify (2000-04) | 595 | 3,016 | 5.07 | 20 |
| 5 | Charlie Davis (1971-73) | 538 | 2,958 | 5.50 | 24 |
| 6 | Chris Brown (2001-02) | 465 | 2,690 | 5.78 | 34 |
| 7 | Hugh Charles (2004-07) | 517 | 2,659 | 5.14 | 15 |
| 8 | James Mayberry (1975-78) | 546 | 2,544 | 4.66 | 25 |
| 9 | Herchell Troutman (1994-97) | 568 | 2,487 | 4.38 | 21 |
| 10 | Bob Anderson (1967-69) | 568 | 2,367 | 4.17 | 34 |
| 11 | Lee Rouson (1981-84) | 581 | 2,296 | 3.95 | 10 |
| 12 | Lamont Warren (1991-93) | 488 | 2,242 | 4.59 | 22 |
| 13 | Cortlen Johnson (1998-2001) | 445 | 2,199 | 4.94 | 20 |
| 14 | Kayo Lam (1933-35) | 313 | 2,140 | 6.84 | 18 |
| 15 | Merwin Hodel (1949-51) | 502 | 2,102 | 4.19 | 24 |
| 16 | J.J. Flannigan (1987-89) | 328 | 2,096 | 6.39 | 27 |
| 17 | Christian Powell (2012-15) | 461 | 2,040 | 4.43 | 18 |
| 18 | Darian Hagan (1988-91) | 489 | 2,007 | 4.10 | 27 |
| 19 | Carroll Hardy (1951-54) | 291 | 1,999 | 6.87 | 23 |
| 20 | John Bayuk (1954-56) | 367 | 1,943 | 5.29 | 23 |
| 21 | Tony Reed (1975-76) | 421 | 1,938 | 4.60 | 10 |
| 22 | Bob Stransky (1955-57) | 328 | 1,868 | 5.70 | 21 |
| 23 | Byron White (1935-37) | 342 | 1,864 | 5.45 | 22 |
| 24 | Eddie Dove (1956-58) | 239 | 1,612 | 6.74 | 15 |
| 25 | William Harris (1965-67) | 330 | 1,585 | 4.80 | 4 |
| 26 | Terry Kunz (1974-75) | 312 | 1,575 | 5.05 | 17 |
| 27 | Ward Walsh (1968-70) | 334 | 1,565 | 4.69 | 8 |
| 28 | Billy Waddy (1973-76) | 298 | 1,537 | 5.16 | 12 |
| 29 | Bill Harris (1961-63) | 309 | 1,486 | 4.81 | 10 |
| 30 | Mark Hatcher (1984-87) | 375 | 1,470 | 3.92 | 16 |
| 31 | Howard Cook (1956-58) | 301 | 1,463 | 4.86 | 14 |
| 32 | Marlon Barnes (1994-98) | 276 | 1,364 | 4.94 | 14 |
| 33 | Bo Matthews (1971-73) | 285 | 1,339 | 4.70 | 9 |
| 34 | John Tarver (1970-71) | 259 | 1,300 | 5.02 | 14 |
| 35 | Erich Kissick (1986-89) | 256 | 1,297 | 5.07 | 8 |
| 36 | Kordell Stewart (1991-94) | 302 | 1,289 | 4.27 | 15 |
| 37 | Tony Jones (2011-14) | 308 | 1,269 | 4.12 | 8 |
| 38 | Frank Bernardi (1952-54) | 195 | 1,235 | 6.33 | 7 |
| 39 | Anthony Weatherspoon (1984-86) | 275 | 1,193 | 4.34 | 7 |
| 40 | Emerson Wilson (1953-55) | 261 | 1,185 | 4.54 | 14 |
| 41 | Jim Kelleher (1973-76) | 276 | 1,166 | 4.22 | 19 |
| **42** | **Michael Adkins II (2013-15)** | **226** | **1,145** | **5.08** | **12** |
| 43 | Dwayne Cherrington (1996-99) | 261 | 1,144 | 4.38 | 10 |
| 44 | James Hill (1990-93) | 261 | 1,142 | 4.38 | 13 |
| 45 | Lendon Henry (1994-96) | 225 | 1,115 | 4.96 | 11 |
| 46 | Brian Calhoun (2002-03) | 262 | 1,108 | 4.23 | 5 |
| 47 | Woody Shelton (1950-52) | 243 | 1,065 | 4.38 | 10 |
| 48 | Lance Olander (1978-80) | 218 | 1,051 | 4.82 | 2 |
| **49** | **Phillip Lindsay (2014-15)** | **219** | **1,044** | **4.66** | **6** |
| 50 | Chuck Weiss (1958-60) | 242 | 1,039 | 4.29 | 12 |
| 51 | Ralph Curtis (1950-52) | 227 | 1,032 | 4.55 | 8 |
| 52 | Sal Aunese (1987-88) | 235 | 1,009 | 4.29 | 14 |
| 53 | Wilmer Cooks (1965-67) | 288 | 1,004 | 3.49 | 16 |
| 54 | Willie Beebe (1978-81) | 229 | 967 | 4.22 | 9 |
| 55 | David Williams (1973-75) | 276 | 959 | 3.47 | 12 |
| 56 | Homer Jenkins (1953-55) | 194 | 922 | 4.75 | 10 |
| 57 | Harry Narcisian (1947-49) | 227 | 894 | 3.94 | 8 |
| 58 | O.C. Oliver (1986-90) | 177 | 817 | 4.62 | 7 |
| 59 | Richard Johnson (1981-82) | 174 | 815 | 4.68 | 7 |
| 60 | Charlie Davis (1978-81) | 262 | 805 | 3.07 | 5 |
| 61 | Ted Woods (1960-61) | 171 | 769 | 4.50 | 4 |
| 62 | Ron Brown (1981-85) | 135 | 751 | 5.56 | 2 |
| 63 | Zack Jordan (1950-52) | 227 | 748 | 3.30 | 7 |
| 64 | Loren Schweninger (1959-61) | 183 | 739 | 4.04 | 4 |
| 65 | Bill Symons (1962-64) | 206 | 734 | 3.56 | 5 |
| 66 | Ken Johnson (1971-73) | 274 | 727 | 2.65 | 8 |
| 67 | Estes Banks (1964-66) | 230 | 726 | 3.16 | 9 |
| 68 | Bernie McCall (1964-66) | 289 | 725 | 2.51 | 6 |
| 69 | Jim Bratten (1968-70) | 220 | 724 | 3.29 | 4 |
| 70 | Demetrius Sumler (2006-09) | 199 | 714 | 3.59 | 9 |
| 71 | Ron Johnson (1951-53) | 132 | 710 | 5.38 | 9 |
| 72 | Jon Keyworth (1970-73) | 134 | 704 | 5.25 | 9 |
| 73 | Malcolm Miller (1947-49) | 187 | 703 | 3.76 | 6 |
| 74 | Bernard Jackson (2004-06) | 164 | 690 | 4.21 | 7 |
| 75 | George Hemingway (1987-90) | 147 | 659 | 4.48 | 5 |
| 76 | Chris McLemore (1982-83) | 138 | 620 | 4.49 | 7 |
| 77 | Lawrence Vickers (2002-05) | 162 | 616 | 3.80 | 12 |
| 78 | Steve Engel (1967-69) | 141 | 610 | 4.33 | 3 |
| 79 | Dan Kelly (1965-67) | 168 | 590 | 3.51 | 7 |
| 80 | Mike Pritchard (1987-90) | 55 | 585 | 10.64 | 5 |
| 81 | George Adams (1957-59) | 133 | 571 | 4.29 | 5 |
| 82 | Roland Gregory (1946-48) | 151 | 567 | 3.75 | 2 |
| 83 | Howard Ballage (1975-78) | 111 | 554 | 4.99 | 8 |
| 84 | Noble Milton (1961-63) | 132 | 549 | 4.16 | 3 |
| 85 | Sam Smith (1984-87) | 119 | 538 | 4.52 | 4 |
| 86 | Michael Simmons (1987-90) | 101 | 535 | 5.30 | 5 |
| 87 | Byron Ellis (2004-06) | 164 | 534 | 3.26 | 3 |
| 88 | Marcus Houston (2000-02) | 118 | 513 | 4.35 | 2 |
| 89 | Mell Holliday (2006) | 105 | 512 | 4.88 | 1 |
| 90 | Bill Solomon (1977-79) | 287 | 509 | 1.77 | 10 |
| 91 | Tom Nigbur (1967-69) | 93 | 507 | 5.45 | 6 |
| 92 | Eric McCarty (1984-87) | 124 | 503 | 4.06 | 1 |
| 93 | Gary Campbell (1972-75) | 96 | 502 | 5.23 | 2 |
| 94 | Maurice Reilly (1941-47) | 173 | 500 | 2.89 | 2 |
| 95 | Derek Singleton (1980-81) | 130 | 498 | 3.83 | 1 |
| 96 | Larry Plantz (1965-67) | 106 | 489 | 4.61 | 3 |
| 97 | Tyler Hansen (2008-11) | 279 | 478 | 1.71 | 8 |
| 98 | Gene Worden (1955-57) | 114 | 476 | 4.18 | 3 |
| 99 | Michael Marquez (1985-87) | 98 | 463 | 4.72 | 4 |
| **100** | **Sefo Liufau (2013-15)** | **216** | **445** | **2.06** | **5** |
| 101 | Jeff Campbell (1986-89) | 23 | 439 | 19.09 | 6 |
| 102 | Darrell Scott (2008-09) | 110 | 438 | 3.98 | 1 |
| 103 | Dick Schrepferman (1946-47) | 93 | 434 | 4.67 | 5 |
| 104 | Don Hagin (1948-50) | 25 | 427 | 17.08 | 6 |
| 105 | Jeff Hornberger (1977-78) | 98 | 419 | 4.28 | 0 |
| 106 | Jack Becker (1955-56) | 100 | 414 | 4.14 | 5 |
| 107 | Brian Lockridge (2007-11) | 85 | 412 | 4.85 | 3 |
| 108 | Mike Kozlowski (1977-78) | 101 | 404 | 4.00 | 1 |
| 109 | Walter Stanley (1980-81) | 77 | 399 | 5.18 | 0 |
| **—** | **Donovan Lee (2014-15)** | **57** | **325** | **5.70** | **3** |

**Eric Bieniemy**

**Bobby Anderson**

## QUARTERBACK RUSHING

| Rk | Player (Seasons) | Gross Att-Yards | Sacked/ Yds Lost | Adjusted Att | Adjusted Yards | Avg. | TD |
|---|---|---|---|---|---|---|---|
| 1 | Darian Hagan (1988-91) | 489-2,007 | 42/264 | 447 | 2,271 | 5.08 | 27 |
| 2 | Byron White (1935-37) | 342-1,864 | ? | 342 | 1,864 | 5.45 | 22 |
| 3 | *Bob Anderson (1967-69) | 390-1,580 | 24/162 | 366 | 1,742 | 4.76 | 20 |
| 4 | Kordell Stewart (1991-94) | 302-1,289 | 55/451 | 247 | 1,740 | 7.04 | 15 |
| 5 | Mark Hatcher (1984-87) | 375-1,470 | 16/ 95 | 359 | 1,565 | 4.36 | 16 |
| 6 | David Williams (1973-75) | 276- 959 | 32/251 | 244 | 1,210 | 4.96 | 12 |
| 7 | Sal Aunese (1987-88) | 235-1,009 | 18/102 | 217 | 1,111 | 5.12 | 14 |
| 8 | Tyler Hansen (2008-11) | 279- 478 | 82/617 | 197 | 1,095 | 5.56 | 8 |
| 9 | Ken Johnson (1971-73) | 274- 727 | 32/264 | 242 | 991 | 4.10 | 8 |
| 10 | Bill Solomon (1977-79) | 287- 509 | 63/447 | 224 | 956 | 4.27 | 10 |
| 11 | Harry Narcisian (1947-49) | 227- 894 | ? | 227 | 894 | 3.94 | 8 |
| 12 | Bernard Jackson (2004-06) | 164- 690 | 28/155 | 136 | 845 | 6.21 | 7 |
| 13 | Bernie McCall (1964-66) | 289- 725 | 14/120 | 275 | 845 | 3.07 | 6 |
| 14 | Jim Bratten (1968-70) | 220- 724 | 17/105 | 203 | 829 | 4.08 | 4 |
| **15** | **Sefo Liufau (2013-15)** | **216- 445** | **51/329** | **165** | **774** | **4.69** | **5** |
| 16 | Zack Jordan (1950-52) | 227- 748 | ? | 227 | 748 | 3.30 | 7 |
| 17 | Dan Kelly (1965-67) | 168- 590 | 14/112 | 154 | 702 | 4.56 | 7 |
| 18 | Mike Moschetti (1998-99) | 186- 70 | 64/481 | 122 | 551 | 4.52 | 7 |
| 19 | Paul Arendt (1969-70) | 156- 343 | 21/175 | 135 | 518 | 3.84 | 6 |
| 20 | John Hessler (1994-97) | 131- 276 | 34/189 | 97 | 465 | 4.79 | 12 |
| 21 | Clyde Crutchmer (1973-74) | 121- 306 | 19/137 | 102 | 443 | 4.34 | 3 |
| 22 | Jeff Knapple (1976-77) | 123- 332 | 15/106 | 108 | 438 | 4.06 | 8 |
| 23 | Craig Ochs (2000-02) | 104- 205 | 25/225 | 79 | 430 | 5.44 | 4 |
| 24 | Joe Duenas (1971-73) | 117- 266 | 17/159 | 100 | 425 | 4.25 | 8 |

(*—Anderson switched to tailback in the third game of the 1969 season.)

## PASSING

| Rk | Player (Seasons) | Att-Com-Int | Pct. | Yards | TD | Rating |
|---|---|---|---|---|---|---|
| 1 | Cody Hawkins (2007-10) | 1214-667-41 | 54.9 | 7,409 | 60 | 115.76 |
| **2** | **Sefo Liufau (2013-15)** | **1093-688-30** | **62.9** | **7,397** | **49** | **129.10** |
| 3 | Joel Klatt (2002-05) | 1095-666-33 | 60.8 | 7,375 | 44 | 124.63 |
| 4 | Kordell Stewart (1991-94) | 785-456-19 | 58.1 | 6,481 | 33 | 136.47 |
| 5 | Tyler Hansen (2008-11) | 872-506-28 | 58.0 | 5,705 | 35 | 119.81 |
| 6 | Koy Detmer (1992-96) | 594-350-25 | 58.9 | 5,390 | 40 | 148.95 |
| 7 | Mike Moschetti (1998-99) | 607-366-19 | 60.3 | 4,797 | 33 | 138.36 |
| 8 | John Hessler (1994-97) | 627-347-26 | 55.3 | 4,788 | 34 | 129.09 |
| 9 | Steve Vogel (1981-84) | 688-309-33 | 44.9 | 3,912 | 27 | 96.03 |
| 10 | Darian Hagan (1988-91) | 424-213-19 | 50.2 | 3,801 | 27 | 137.59 |
| 11 | Craig Ochs (2000-02) | 453-265-15 | 58.5 | 3,325 | 16 | 125.19 |
| 12 | Gale Weidner (1959-61) | 480-218-32 | 45.4 | 3,033 | 18 | 97.76 |
| 13 | Randy Essington (1980-82) | 496-247-26 | 49.8 | 2,773 | 10 | 92.95 |
| 14 | David Williams (1973-75) | 366-198-19 | 54.1 | 2,449 | 13 | 111.64 |
| 15 | Bernie McCall (1964-66) | 361-177-28 | 49.0 | 2,332 | 4 | 91.44 |
| 16 | Zack Jordan (1950-52) | 311-159-22 | 51.1 | 2,287 | 13 | 113.93 |
| 17 | Bobby Anderson (1967-69) | 375-188-21 | 50.1 | 2,198 | 9 | 96.09 |
| 18 | Ken Johnson (1971-73) | 348-148-19 | 42.5 | 2,175 | 13 | 96.44 |
| 19 | Bill Solomon (1977-79) | 343-168-22 | 49.0 | 2,115 | 13 | 100.47 |
| 20 | Jeff Knapple (1976-77) | 316-139-23 | 44.0 | 2,107 | 7 | 92.75 |
| 21 | Bobby Pesavento (2000-01) | 211-128- 4 | 60.7 | 1,770 | 11 | 144.53 |
| 22 | Robert Hodge (2001-02) | 248-132- 7 | 53.2 | 1,554 | 12 | 108.52 |
| 23 | Sal Aunese (1987-88) | 157- 67- 6 | 42.7 | 1,526 | 5 | 127.19 |
| 24 | Jordan Webb (2012-13) | 265-144- 8 | 54.3 | 1,434 | 8 | 107.23 |
| 25 | Jim Bratten (1968-70) | 247-105-14 | 42.5 | 1,416 | 6 | 87.35 |
| 26 | Frank Cesarek (1962-63) | 262-123-14 | 46.9 | 1,398 | 7 | 88.64 |
| 27 | Bernard Jackson (2004-06) | 221-110- 7 | 49.8 | 1,357 | 7 | 105.47 |
| 28 | Mark Hatcher (1984-87) | 170- 66-18 | 38.8 | 1,148 | 9 | 82.14 |
| 29 | Craig Keenan (1984-85) | 177- 92- 7 | 52.0 | 1,128 | 3 | 103.19 |
| 30 | Connor Wood (2012-13) | 199-105-11 | 52.8 | 1,368 | 9 | 114.38 |
| 31 | Clyde Crutchmer (1973-74) | 150- 74-11 | 49.3 | 1,081 | 7 | 110.60 |
| 32 | Paul Arendt (1969-70) | 137- 57- 7 | 41.6 | 1,007 | 4 | 102.77 |
| 33 | Harry Narcisian (1947-49) | 171- 57-18 | 33.3 | 961 | 10 | 78.79 |
| 34 | Derek Marshall (1983-84) | 110- 59- 6 | 53.6 | 878 | 4 | 121.78 |
| 35 | Nick Hirschman (2011-12) | 128- 73- 7 | 57.0 | 781 | 2 | 102.50 |
| 36 | Boyd Dowler (1956-59) | 162- 68- 6 | 42.0 | 769 | 7 | 88.67 |
| 37 | Charlie Davis (1978-80) | 141- 62-13 | 44.0 | 749 | 4 | 79.51 |
| 38 | Erik Greenberg (2000-04) | 92- 49- 0 | 53.3 | 737 | 6 | 135.55 |
| 39 | Dan Kelly (1965-67) | 122- 55- 9 | 45.1 | 709 | 4 | 89.96 |
| 40 | Byron White (1935-37) | 96- 39-16 | 40.6 | 674 | 3 | 76.58 |
| 41 | Scott Kingdom (1980) | 113- 45- 8 | 39.8 | 619 | 3 | 62.73 |

## RECEIVING (Yards)

*—tight end

| Rk | Player (Seasons) | No. | Yards | Avg. | TD |
|---|---|---|---|---|---|
| 1 | Nelson Spruce (2012-15) | 294 | 3,347 | 11.4 | 23 |
| 2 | Michael Westbrook (1991-94) | 167 | 2,548 | 15.3 | 19 |
| 3 | Rae Carruth (1992-96) | 135 | 2,540 | 18.8 | 20 |
| 4 | Scotty McKnight (2007-10) | 215 | 2,521 | 11.7 | 22 |
| 5 | Charles E. Johnson (1990-93) | 127 | 2,447 | 19.3 | 15 |
| 6 | Paul Richardson (2010-13) | 156 | 2,412 | 15.5 | 21 |
| 7 | Phil Savoy (1994-97) | 152 | 2,176 | 14.3 | 14 |
| 8 | Derek McCoy (2000-03) | 134 | 2,038 | 15.2 | 20 |
| 9 | Javon Green (1997-2000) | 136 | 2,031 | 14.9 | 17 |
| 10 | *Daniel Graham (1998-2001) | 106 | 1,543 | 14.6 | 11 |
| 11 | Monte Huber (1967-69) | 111 | 1,436 | 12.9 | 5 |
| 12 | Dusty Sprague (2004-07 | 103 | 1,261 | 12.2 | 4 |
| 13 | Mike Pritchard (1987-90) | 47 | 1,241 | 26.4 | 10 |
| 14 | Marcus Stiggers (1996-99) | 80 | 1,223 | 15.1 | 10 |
| 15 | Ron Brown (1981-85) | 57 | 1,217 | 21.4 | 8 |
| 16 | Darrin Chiaverini (1995-98) | 97 | 1,199 | 12.4 | 6 |
| 17 | D.J. Hackett (2002-03) | 93 | 1,194 | 12.8 | 9 |
| 18 | Toney Clemons (2010-11) | 86 | 1,162 | 13.5 | 11 |
| 19 | *Jon Embree (1983-86) | 80 | 1,166 | 14.6 | 5 |
| 20 | Loy Alexander (1983-85) | 78 | 1,107 | 14.2 | 8 |
| 21 | Tyler McCulloch (2011-14) | 88 | 1,089 | 12.4 | 6 |
| **22** | **Shay Fields (2014-15)** | **92** | **1,084** | **11.8** | **8** |
| 23 | Dave Logan (1972-75) | 68 | 1,078 | 15.9 | 4 |
| 24 | Patrick Williams (2005-08) | 104 | 1,070 | 10.3 | 3 |
| 25 | *Christian Fauria (1991-94) | 98 | 1,058 | 10.8 | 11 |
| 26 | *Dave Hestera (1981-83) | 91 | 1,057 | 11.6 | 2 |
| 27 | *Riar Geer (2006-09) | 87 | 974 | 11.2 | 11 |
| 28 | John Minardi (1998-2001) | 79 | 971 | 12.3 | 6 |
| 29 | Rodney Stewart (2008-11) | 93 | 969 | 10.4 | 0 |
| 30 | James Kidd (1993-96) | 58 | 944 | 16.3 | 9 |
| 31 | *Joe Klopfenstein (2002-05) | 80 | 937 | 11.7 | 12 |
| 32 | Evan Judge (2002-05) | 69 | 903 | 13.1 | 5 |
| 33 | *J.V. Cain (1971-73) | 61 | 873 | 14.3 | 3 |
| 34 | Chris Anderson (1994-97) | 61 | 858 | 14.1 | 4 |
| 35 | Josh Smith (2007-08) | 52 | 838 | 16.1 | 3 |
| 36 | Jeff Campbell (1986-89) | 28 | 802 | 28.6 | 1 |
| 37 | Emery Moorehead (1974-76) | 40 | 751 | 18.8 | 4 |
| 38 | Herchell Troutman (1994-97) | 60 | 725 | 12.1 | 5 |
| 39 | *Ryan Deehan (2008-11) | 64 | 723 | 11.3 | 3 |
| 40 | Steve Gaunty (1975-77) | 33 | 715 | 21.7 | 3 |

**Darian Hagan**

**QB Joel Klatt**

| | | | | | |
|---|---|---|---|---|---|
| 41 | Kazell Pugh (1977-79) | 42 | 709 | 16.9 | 4 |
| 42 | Lee Rouson (1981-84) | 86 | 699 | 8.1 | 4 |
| 43 | *Jerry Hillebrand (1959-61) | 40 | 696 | 17.4 | 6 |
| 44 | Cortlen Johnson (1998-2001) | 52 | 691 | 13.3 | 2 |
| 45 | D.D. Goodson (2011-14) | 60 | 688 | 11.5 | 4 |
| 46 | Roman Hollowell (1998-2001) | 66 | 680 | 10.3 | 3 |
| 47 | Cliff Branch (1970-71) | 36 | 665 | 18.5 | 3 |
| 48 | *Bob Niziolek (1977-80) | 49 | 664 | 13.6 | 5 |
| 49 | Chuck Mosher (1949-51) | 36 | 663 | 18.4 | 5 |
| 50 | Don Holmes (1979-82) | 44 | 661 | 15.0 | 4 |
| 51 | *Brody Heffner Liddiard (1996-99) | 45 | 656 | 14.6 | 2 |
| 52 | Larry Plantz (1965-67) | 39 | 630 | 16.2 | 3 |
| 53 | Boyd Dowler (1956-58) | 41 | 628 | 15.3 | 6 |
| 54 | *Don Hasselbeck (1973-76) | 51 | 612 | 12.0 | 3 |
| 55 | *Gary Knafelc (1951-53) | 31 | 607 | 19.6 | 11 |
| 56 | Rickey Ward (1980-81) | 27 | 601 | 22.3 | 1 |
| 57 | *Ken Blair (1960-62) | 47 | 591 | 12.6 | 3 |
| 58 | Woody Shelton (1950-52) | 28 | 586 | 20.9 | 3 |
| 59 | Markques Simas (2009) | 43 | 585 | 13.6 | 3 |
| 60 | Cody Crawford (2005-08) | 53 | 564 | 10.6 | 2 |
| 61 | Tony Jones (2011-14) | 90 | 558 | 6.2 | 3 |
| 62 | Ron Monteilh (2002-04) | 58 | 562 | 9.7 | 1 |
| 63 | Hugh Charles (2004-07) | 60 | 552 | 9.2 | 2 |
| 64 | Lawrence Vickers (2002-05) | 68 | 546 | 8.0 | 3 |
| 65 | Merwin Hodel (1949-51) | 48 | 540 | 11.3 | 4 |
| 66 | Bill Symons (1962-64) | 52 | 537 | 10.3 | 0 |
| 67 | Rico Smith (1990-91) | 24 | 534 | 22.3 | 3 |
| 68 | Frank Clarke (1955-56) | 20 | 531 | 26.6 | 7 |
| 69 | Cedric Cormier (1998-2001) | 52 | 529 | 10.2 | 1 |
| 70 | *Matt Lepsis (1993-96) | 44 | 517 | 11.8 | 2 |
| 71 | *Quinn Sypniewski (2000-05) | 40 | 513 | 12.8 | 4 |
| 72 | Bob Masten (1969-71) | 34 | 509 | 15.0 | 1 |
| 73 | Bobby Purify (2000-04) | 50 | 508 | 10.2 | 1 |
| 74 | *Ed Pudlik (1946-48) | 24 | 503 | 21.0 | 9 |
| 75 | Willie Nichols (1969-71) | 25 | 493 | 19.7 | 5 |
| 76 | Walter Stanley (1980-81) | 28 | 490 | 17.5 | 3 |
| 77 | Roger Williams (1950-52) | 44 | 476 | 10.8 | 4 |
| 78 | Billy Waddy (1973-76) | 31 | 475 | 15.3 | 2 |
| 79 | Steve Dal Porto (1968-70) | 39 | 474 | 12.2 | 1 |
| 80 | *Mike Pruett (1967-69) | 35 | 462 | 13.2 | 5 |
| 81 | Jeremy Bloom (2002-03) | 24 | 458 | 19.1 | 2 |
| 82 | John Donahoe (2000-03) | 30 | 443 | 14.3 | 2 |
| 83 | Lance Carl (1985-87) | 24 | 441 | 18.4 | 2 |
| 84 | Eric McCready (1997-2000) | 38 | 435 | 11.4 | 2 |
| 85 | M.J. Nelson (1986-89) | 18 | 434 | 24.1 | 2 |
| 86 | Lamont Warren (1990-92) | 38 | 432 | 11.4 | 1 |
| 87 | Greg Howard (1977-78) | 32 | 428 | 13.4 | 2 |
| 88 | *John Zisch (1946-48) | 28 | 426 | 15.2 | 1 |
| **89** | **Bryce Bobo (2014-15)** | **47** | **422** | **9.0** | **3** |
| 90 | Chris McLemore (1982-83) | 52 | 420 | 8.1 | 1 |
| 91 | Blake Mackey (2003-06) | 26 | 417 | 16.0 | 1 |
| 92 | Mark Henry (1988-91) | 18 | 416 | 23.1 | 3 |
| 93 | Malcolm Miller (1947-49) | 31 | 413 | 13.3 | 0 |
| 94 | Rashaan Salaam (1992-94) | 38 | 412 | 10.8 | 0 |
| 95 | Jo Jo Collins (1984-88) | 24 | 410 | 17.1 | 0 |
| 96 | Larry Brunson (1970-71) | 20 | 407 | 20.4 | 3 |
| **—** | **Devin Ross (2013-15)** | **31** | **348** | **11.2** | **2** |
| **—** | **Phillip Lindsay (2014-15)** | **40** | **329** | **8.2** | **1** |
| **—** | **Sean Irwin (2013-15)** | **23** | **322** | **14.0** | **1** |

## RECEIVING (Receptions)

*—tight end

| Rk | Player (Seasons) | No. | Yards | Avg. | TD |
|---|---|---|---|---|---|
| 1 | Nelson Spruce (2012-15) | 294 | 3,347 | 11.4 | 23 |
| 2 | Scotty McKnight (2007-10) | 215 | 2,521 | 11.7 | 22 |
| 3 | Michael Westbrook (1991-94) | 167 | 2,548 | 15.3 | 19 |
| 4 | Paul Richardson (2010-13) | 156 | 2,412 | 15.5 | 21 |
| 5 | Phil Savoy (1994-97) | 152 | 2,176 | 14.3 | 14 |
| 6 | Javon Green (1997-2000) | 136 | 2,031 | 14.9 | 17 |
| 7 | Rae Carruth (1992-96) | 135 | 2,540 | 18.8 | 20 |
| 8 | Derek McCoy (2000-03) | 134 | 2,038 | 15.2 | 20 |
| 9 | Charles E. Johnson (1990-93) | 127 | 2,447 | 19.3 | 15 |
| 10 | Monte Huber (1967-69).. | 111 | 1,436 | 12.9 | 5 |
| 11 | *Daniel Graham (1998-2001) | 106 | 1,543 | 14.6 | 11 |
| 12 | Patrick Williams (2005-08) | 104 | 1,070 | 10.3 | 3 |
| 13 | Dusty Sprague (2004-07) | 103 | 1,261 | 12.2 | 4 |
| 14 | *Christian Fauria (1991-94) | 98 | 1,058 | 10.8 | 11 |
| 15 | Darrin Chiaverini (1995-98). | 97 | 1,199 | 12.4 | 6 |
| 16 | D.J. Hackett (2002-03) | 93 | 1,194 | 12.8 | 9 |
| 16 | Rodney Stewart (2008-11) | 93 | 969 | 10.4 | 0 |
| **18** | **Shay Fields (2014-15)** | **92** | **1,084** | **11.8** | **8** |
| 19 | *Dave Hestera (1981-83) | 91 | 1,057 | 11.6 | 2 |
| 20 | Tony Jones (2011-14) | 90 | 558 | 6.2 | 3 |
| 21 | Tyler McCulloch (2011-14) | 88 | 1,089 | 12.4 | 6 |
| 22 | *Riar Geer (2006-09) | 87 | 974 | 11.2 | 11 |
| 23 | Toney Clemons (2010-11) | 86 | 1,162 | 13.5 | 11 |
| 23 | Lee Rouson (1981-84) | 86 | 699 | 8.1 | 4 |
| 25 | Marcus Stiggers (1996-99) | 80 | 1,223 | 15.3 | 10 |
| 25 | *Jon Embree (1983-86) | 80 | 1,166 | 14.6 | 5 |
| 25 | *Joe Klopfenstein (2002-05) | 80 | 937 | 11.7 | 12 |
| 28 | John Minardi (1998-2001) | 79 | 971 | 12.3 | 6 |
| 29 | Loy Alexander (1983-85) | 78 | 1,107 | 14.2 | 8 |
| 30 | Evan Judge (2002-05) | 69 | 903 | 13.1 | 5 |
| 31 | Dave Logan (1972-75) | 68 | 1,078 | 15.9 | 4 |
| 31 | Lawrence Vickers (2002-05) | 68 | 546 | 8.0 | 3 |
| 33 | Roman Hollowell (1998-2001) | 66 | 680 | 10.3 | 3 |
| 34 | *Ryan Deehan (2008-11) | 64 | 723 | 11.3 | 3 |
| 35 | *J.V. Cain (1971-73) | 61 | 873 | 14.3 | 3 |
| 35 | Chris Anderson (1994-97) | 61 | 858 | 14.1 | 4 |
| 37 | Herchell Troutman (1994-97) | 60 | 725 | 12.1 | 5 |
| 37 | D.D. Goodson (2011-14) | 60 | 688 | 11.5 | 4 |
| 37 | Hugh Charles (2004-07) | 60 | 552 | 9.2 | 2 |
| 40 | James Kidd (1993-96) | 58 | 944 | 16.3 | 9 |
| 40 | Ron Monteilh (2002-04) | 58 | 562 | 9.7 | 1 |
| 42 | Ron Brown (1981-85) | 57 | 1,217 | 21.4 | 8 |
| 43 | Cody Crawford (2005-08) | 53 | 564 | 10.6 | 2 |
| 44 | Josh Smith (2007-08) | 52 | 838 | 16.1 | 3 |
| 44 | Cortlen Johnson (1998-2001) | 52 | 691 | 13.3 | 2 |
| 44 | Bill Symons (1962-64) | 52 | 537 | 10.3 | 0 |
| 44 | Cedric Cormier (1998-2001) | 52 | 529 | 10.2 | 1 |
| 44 | Chris McLemore (1982-83) | 52 | 420 | 8.1 | 1 |
| 49 | *Don Hasselbeck (1973-76) | 50 | 612 | 12.2 | 3 |
| 49 | Bobby Purify (2000-03) | 50 | 508 | 10.2 | 1 |
| 51 | *Bob Niziolek (1977-80) | 49 | 664 | 13.6 | 5 |
| 52 | Merwin Hodel (1949-51) | 48 | 540 | 11.3 | 4 |
| 53 | Mike Pritchard (1987-90) | 47 | 1,241 | 26.4 | 10 |
| 53 | *Ken Blair (1960-62) | 47 | 591 | 12.6 | 3 |
| **53** | **Bryce Bobo (2014-15)** | **47** | **422** | **9.0** | **3** |
| 53 | Willie Beebe (1978-81) | 47 | 358 | 7.6 | 2 |
| 57 | *Brody Heffner Liddiard (1996-99) | 45 | 656 | 14.6 | 2 |
| 57 | Demetrius Sumler (2007-09) | 45 | 333 | 7.4 | 1 |
| 59 | Don Holmes (1979-82) | 44 | 661 | 15.0 | 4 |
| 59 | *Matt Lepsis (1993-96) | 44 | 517 | 11.8 | 2 |
| 59 | Roger Williams (1950-52) | 44 | 476 | 10.8 | 4 |
| 62 | Markques Simas (2009) | 43 | 585 | 13.6 | 3 |
| 63 | Kazell Pugh (1977-79) | 42 | 709 | 16.9 | 4 |
| 64 | Boyd Dowler (1956-58) | 41 | 628 | 15.3 | 6 |
| 65 | Emery Moorehead (1974-76) | 40 | 751 | 18.8 | 4 |
| 65 | *Jerry Hillebrand (1959-61) | 40 | 696 | 17.4 | 6 |
| 65 | *Quinn Sypniewski (2000-05) | 40 | 513 | 12.8 | 4 |
| **65** | **Phillip Lindsay (2014-15)** | **40** | **329** | **8.2** | **1** |
| 69 | Larry Plantz (1965-67) | 39 | 630 | 16.2 | 3 |
| 69 | Steve Dal Porto (1968-70) | 39 | 474 | 12.2 | 1 |
| **69** | **Donovan Lee (2014-15)** | **39** | **206** | **5.3** | **1** |
| 72 | Eric McCready (1997-2000) | 38 | 435 | 11.4 | 2 |
| 72 | Lamont Warren (1990-92) | 38 | 432 | 11.4 | 1 |
| 72 | Rashaan Salaam (1992-94) | 38 | 412 | 10.8 | 0 |
| 72 | Alvin Barnett (2005-06) | 38 | 363 | 9.6 | 1 |
| 76 | *Tennyson McCarty (1994-97) | 37 | 311 | 8.4 | 1 |
| 77 | Cliff Branch (1970-71) | 36 | 665 | 18.5 | 3 |
| 77 | Chuck Mosher (1949-51) | 36 | 663 | 18.4 | 5 |
| 77 | John McGuire (1962) | 36 | 376 | 10.4 | 2 |
| 77 | Brian Calhoun (2002-03) | 36 | 339 | 9.4 | 2 |
| 81 | *Mike Pruett (1967-69) | 35 | 462 | 13.2 | 5 |
| 82 | Bob Masten (1969-71) | 34 | 509 | 15.0 | 1 |
| 83 | Steve Gaunty (1975-77) | 33 | 715 | 21.7 | 3 |
| 83 | Christian Powell (2012-15) | 33 | 329 | 6.9 | 0 |
| 85 | Greg Howard (1977-78) | 32 | 428 | 13.4 | 2 |
| 85 | *Tyson DeVree (2006-07) | 32 | 344 | 10.8 | 7 |
| 87 | Gary Knafelc (1951-53) | 31 | 607 | 19.6 | 11 |
| 87 | Billy Waddy (1973-76) | 31 | 475 | 15.3 | 2 |
| 87 | Malcolm Miller (1947-49) | 31 | 413 | 13.3 | 0 |
| 87 | *Sean Brown (1990-91) | 31 | 386 | 12.5 | 6 |
| **87** | **Devin Ross (2013-15)** | **31** | **348** | **11.2** | **2** |
| 92 | John Donahoe (2000-03) | 30 | 443 | 14.3 | 2 |
| 92 | Tony Reed (1975-76) | 30 | 234 | 7.8 | 0 |
| 94 | Jeff Campbell (1986-89) | 28 | 802 | 28.6 | 1 |
| 94 | Woody Shelton (1950-52) | 28 | 586 | 20.9 | 3 |
| 94 | Walter Stanley (1980-81) | 28 | 490 | 17.5 | 3 |
| 94 | *John Zisch (1946-48) | 28 | 426 | 15.2 | 1 |
| 94 | *Patrick Devenny (2006-09) | 28 | 273 | 9.8 | 6 |
| 99 | Rickey Ward (1980-81) | 27 | 601 | 22.3 | 1 |
| 99 | Eric Bieniemy (1987-90). | 27 | 380 | 14.1 | 1 |
| 99 | Brad Parker (1979-82) | 27 | 318 | 11.8 | 1 |
| 99 | Christian Powell (2012-15) | 27 | 165 | 6.1 | 0 |
| 103 | Richard Johnson (1981-82) | 26 | 350 | 15.4 | 4 |
| 103 | Bill Harris (1961-63) | 26 | 266 | 10.2 | 3 |
| 103 | Blake Mackey (2003-06) | 26 | 417 | 16.0 | 1 |
| 106 | Willie Nichols (1969-71) | 25 | 493 | 19.7 | 5 |
| 106 | Charlie McBride (1959-61) | 25 | 363 | 14.5 | 1 |
| 106 | Ward Walsh (1968-70) | 25 | 225 | 9.0 | 2 |
| **—** | ***Sean Irwin (2013-15)** | **23** | **322** | **14.0** | **1** |

## SCORING

| Rk | Player (Seasons) | TD | 2Pt | EP-EPA | FG-FGA | PTS |
|---|---|---|---|---|---|---|
| 1 | Mason Crosby (2003-06) | 0 | 0-0 | 109-117 | 66-88 | 307 |
| 2 | Will Oliver (2011-2014) | 0 | 0-0 | 129-131 | 50-69 | 279 |
| 3 | Eric Bieniemy (1987-90) | 42 | 1-1 | 0-0 | 0-0 | 254 |
| 4 | Jeremy Aldrich (1996-99) | 0 | 0-0 | 87-95 | 48-64 | 231 |
| 5 | Bobby Anderson (1967-69) | 35 | 1-2 | 0-0 | 0-0 | 212 |
| 6 | Chris Brown (2001-02) | 34 | 0-0 | 0-0 | 0-0 | 204 |
| 7 | Rashaan Salaam (1992-94) | 33 | 0-0 | 0-0 | 0-0 | 198 |
| 8 | Tom Field (1979-83) | 0 | 0-0 | 82-86 | 36-55 | 190 |
| 9 | Byron White (1935-37) | 24 | 0-0 | 30-32 | 1-2 | 177 |
| 10 | Merwin Hodel (1949-51) | 28 | 0-0 | 0-0 | 0-0 | 168 |
| 10 | Aric Goodman (2008-10) | 0 | 0-0 | 93-96 | 25-47 | 168 |
| 12 | J.J. Flannigan (1987-89) | 27 | 0-0 | 0-0 | 0-0 | 162 |
| 12 | Darian Hagan (1988-91) | 27 | 0-4 | 0-0 | 0-0 | 162 |
| 14 | Neil Voskeritchian (1994-95) | 0 | 0-0 | 95-96 | 22-34 | 161 |
| 15 | Herchell Troutman (1994-97) | 26 | 1-1 | 0-0 | 0-0 | 158 |
| 15 | Charlie Davis (1971-73) | 26 | 1-1 | 0-0 | 0-0 | 158 |
| 17 | Ken Culbertson (1986-89) | 0 | 0-0 | 85-87 | 23-41 | 154 |
| 18 | Carroll Hardy (1951-54) | 23 | 0-0 | 14-19 | 0-0 | 152 |
| 19 | James Mayberry (1975-78) | 25 | 0-0 | 0-0 | 0-0 | 150 |
| 19 | Rodney Stewart (2008-11) | 25 | 0-0 | 0-0 | 0-0 | 150 |
| 21 | Dave Haney (1968-70) | 0 | 0-0 | 86-92 | 21-35 | 149 |
| 22 | Nelson Spruce (2012-15) | 24 | 1-1 | 0-0 | 0-0 | 146 |
| 22 | John Bayuk (1954-56) | 24 | 0-0 | 0-0 | 0-0 | 144 |
| 23 | Bob Stransky (1955-57) | 21 | 0-0 | 12-22 | 0-0 | 138 |
| 23 | Lamont Warren (1991-93) | 23 | 0-0 | 0-0 | 0-0 | 138 |
| 23 | Scotty McKnight (2007-10) | 23 | 0-0 | 0-0 | 0-0 | 138 |
| 26 | Jim Harper (1990-91) | 0 | 0-0 | 71-74 | 22-35 | 137 |
| 27 | Roger Williams (1950-52) | 12 | 0-0 | 61-81 | 1-1 | 136 |
| 28 | Rae Carruth (1992-9–6) | 22 | 0-0 | 0-0 | 0-0 | 132 |
| 28 | Cortlen Johnson (1998-2001) | 22 | 0-0 | 0-0 | 0-0 | 132 |
| 30 | Paul Richardson (2010-13) | 21 | 1-0 | 0-0 | 0-0 | 128 |
| 31 | Terry Kunz (1972-75) | 21 | 0-0 | 0-0 | 0-0 | 126 |
| 31 | Bobby Purify (2000-04) | 21 | 0-0 | 0-0 | 0-0 | 126 |
| 33 | Derek McCoy (2000-03) | 20 | 4-0 | 0-0 | 0-0 | 124 |
| 34 | Fred Lima (1972-73) | 0 | 0-0 | 59-62 | 21-45 | 122 |
| 35 | Jim Kelleher (1973-76) | 20 | 0-0 | 0-0 | 0-0 | 120 |
| 37 | Michael Westbrook (1991-94) | 19 | 1-0 | 0-0 | 0-0 | 116 |
| 38 | Mitch Berger (1991-93) | 0 | 0-1 | 54-56 | 19-32 | 111 |
| 39 | Pete Dadiotis (1976-78) | 0 | 0-0 | 61-64 | 16-26 | 109 |
| 39 | Dave DeLine (1984-87) | 0 | 0-0 | 49-50 | 20-35 | 109 |
| 41 | Christian Powell (2012-15) | 18 | 0-0 | 0-0 | 0-0 | 108 |
| 42 | Tom Mackenzie (1974-75) | 0 | 0-0 | 62-68 | 14-28 | 104 |
| 42 | Javon Green (1997-2000) | 17 | 1-0 | 0-0 | 0-0 | 104 |
| 44 | Jeremy Flores (2000-01) | 0 | 0-0 | 43-45 | 20-26 | 103 |
| 45 | Howard Cook (1956-58) | 14 | 0-0 | 15-26 | 1-2 | 102 |
| 45 | Wilmer Cooks (1965-67) | 17 | 0-0 | 0-0 | 0-0 | 102 |
| 45 | Charles E. Johnson (1990-93) | 17 | 0-0 | 0-0 | 0-0 | 102 |
| 45 | Hugh Charles (2004-07) | 17 | 0-0 | 0-0 | 0-0 | 102 |
| 49 | Cliff Branch (1970-71) | 16 | 1-1 | 0-0 | 0-0 | 98 |
| 50 | Eddie Dove (1956-58) | 16 | 0-0 | 0-0 | 0-0 | 96 |
| 50 | Billy Waddy (1973-76) | 16 | 0-1 | 0-0 | 0-0 | 96 |
| 50 | Mark Hatcher (1984-87) | 16 | 0-0 | 0-0 | 0-0 | 96 |
| 53 | Mike Pritchard (1987-90) | 15 | 0-0 | 0-0 | 0-0 | 90 |
| 53 | Kordell Stewart (1991-94) | 15 | 0-1 | 0-0 | 0-0 | 90 |
| **55** | **Diego Gonzalez (2014-15)** | **0** | **0-0** | **35-35** | **18-29** | **89** |
| 55 | Ed Pudlik (1946-49) | 11 | 0-0 | 21-27 | 0-0 | 87 |
| 55 | Kevin Eberhart (2003-07) | 0 | 0-0 | 39-40 | 16-26 | 87 |
| 58 | Leo Stasica (1939-40) | 14 | 1-1 | 0-0 | 0-0 | 86 |
| 58 | Frank Rogers (1963-65) | 1 | 0-0 | 32-37 | 16-26 | 86 |
| 58 | Dave Williams (1973-75) | 14 | 2-3 | 0-0 | 0-0 | 86 |
| 61 | Emerson Wilson (1953-55) | 14 | 0-0 | 1-2 | 0-0 | 85 |
| 62 | John Tarver (1970-71) | 14 | 0-0 | 0-0 | 0-0 | 84 |
| 62 | Lee Rouson (1981-84) | 14 | 0-0 | 0-0 | 0-0 | 84 |
| 62 | Sal Aunese (1987-88) | 14 | 0-3 | 0-0 | 0-0 | 84 |
| 62 | James Hill (1990-93) | 14 | 0-0 | 0-0 | 0-0 | 84 |
| 62 | Phil Savoy (1994-97) | 14 | 0-0 | 0-0 | 0-0 | 84 |
| 62 | Marlon Barnes (1994-98) | 14 | 0-0 | 0-0 | 0-0 | 84 |
| 68 | Woody Shelton (1950-52) | 13 | 0-0 | 0-0 | 0-0 | 78 |
| 68 | Chuck Weiss (1958-60) | 13 | 0-0 | 0-0 | 0-0 | 78 |
| 68 | Bill Harris (1961-63) | 13 | 0-0 | 0-0 | 0-0 | 78 |
| 68 | Lendon Henry (1994-96) | 13 | 0-0 | 0-0 | 0-0 | 78 |
| 72 | Patrick Brougham (2001-02) | 0 | 0-0 | 41-45 | 12-27 | 76 |
| 73 | Dwayne Cherrington (1996-99) | 12 | 1-1 | 0-0 | 0-0 | 74 |
| 74 | Kayo Lam (1933-35) | 12 | 0-0 | 0-0 | 0-0 | 72 |
| 74 | Erv Cheney (1934-37) | 12 | 0-0 | 0-0 | 0-0 | 72 |
| 74 | Marcus Stiggers (1996-99) | 12 | 0-1 | 0-0 | 0-0 | 72 |
| 77 | Homer Jenkins (1953-55) | 10 | 0-0 | 10-16 | 0-0 | 70 |
| 78 | Jerry Hillebrand (1959-61) | 6 | 2-2 | 20-27 | 3-13 | 69 |
| 79 | Bo Matthews (1971-73) | 11 | 1-1 | 0-0 | 0-0 | 68 |
| 79 | Tony Reed (1975-76) | 11 | 1-1 | 0-0 | 0-0 | 68 |
| 79 | Riar Geer (2006-09) | 11 | 1-0 | 0-0 | 0-0 | 68 |
| 82 | Gary Knafelc (1951-53) | 11 | 0-0 | 0-0 | 0-0 | 66 |
| 82 | Frank Bernardi (1952-54) | 11 | 0-0 | 0-0 | 0-0 | 66 |
| 82 | Gale Weidner (1959-61) | 11 | 0-0 | 0-0 | 0-0 | 66 |
| 82 | Willie Beebe (1978-81) | 11 | 0-0 | 0-0 | 0-0 | 66 |
| 82 | Richard Johnson (1981-82) | 11 | 0-0 | 0-0 | 0-0 | 66 |
| 82 | Daniel Graham (1998-2001) | 11 | 0-0 | 0-0 | 0-0 | 66 |
| 82 | Toney Clemons (2010-2011) | 11 | 0-0 | 0-0 | 0-0 | 66 |

## KICK SCORING

| Rk | Player (Seasons) | EP-EPA | FG-FGA | PTS |
|---|---|---|---|---|
| 1 | Mason Crosby (2003-06) | 109-117 | 66-88 | 307 |
| 2 | Will Oliver (2011-13) | 129-131 | 50-69 | 279 |
| 3 | Jeremy Aldrich (1996-99) | 87-95 | 48-64 | 231 |
| 4 | Tom Field (1979-83) | 82-86 | 36-55 | 190 |
| 5 | Aric Goodman (2008-10) | 93-96 | 25-47 | 168 |
| 6 | Neil Voskeritchian (1994-95) | 95-96 | 22-34 | 161 |
| 7 | Ken Culbertson (1986-89) | 85-87 | 23-41 | 154 |
| 8 | Dave Haney (1968-70) | 86-92 | 21-35 | 149 |
| 9 | Jim Harper (1990-91) | 71-74 | 22-35 | 137 |
| 10 | Fred Lima (1972-73) | 59-62 | 21-45 | 122 |
| 11 | Mitch Berger (1991-93) | 54-56 | 19-32 | 111 |
| 12 | Pete Dadiotis (1976-78) | 61-64 | 16-26 | 109 |
| 12 | Dave DeLine (1984-87) | 49-50 | 20-35 | 109 |
| **—** | **Diego Gonzalez (2014-15)** | **35-35** | **18-29** | **89** |

**PK Mason Crosby**

**TB Chris Brown**

## TOTAL OFFENSE

| Rk | Player (Seasons) | Rush | Pass | Total | TDR |
|---|---|---|---|---|---|
| **1** | **Sefo Liufau (2013-15)** | **445** | **7,397** | **7,842** | **54** |
| 2 | Kordell Stewart (1991-94) | 1,289 | 6,481 | 7,770 | 48 |
| 3 | Cody Hawkins (2007-10) | –159 | 7,409 | 7,250 | 67 |
| 4 | Joel Klatt (2002-05) | –130 | 7,375 | 7,245 | 47 |
| 5 | Tyler Hansen (2008-11) | 478 | 5,705 | 6,183 | 43 |
| 6 | Darian Hagan (1988-91) | 2,007 | 3,801 | 5,808 | 54 |
| 7 | Koy Detmer (1992-96) | –31 | 5,390 | 5,359 | 43 |
| 8 | John Hessler (1994-97) | 276 | 4,788 | 5,064 | 44 |
| 9 | Mike Moschetti (1998-99) | 70 | 4,797 | 4,867 | 40 |
| 10 | Bobby Anderson (1967-69) | 2,367 | 2,198 | 4,565 | 43 |
| 11 | Eric Bieniemy (1987-90) | 3,940 | 63 | 4,003 | 42 |
| 12 | Rodney Stewart (2008-11) | 3,598 | 37 | 3,535 | 25 |
| 13 | Craig Ochs (2000-02) | 205 | 3,325 | 3,530 | 20 |
| 14 | Steve Vogel (1981-84) | –411 | 3,912 | 3,501 | 27 |
| 15 | David Williams (1973-75) | 959 | 2,449 | 3,408 | 25 |
| 16 | Gale Weidner (1959-61) | 58 | 3,033 | 3,091 | 29 |
| 17 | Bernie McCall (1964-66) | 725 | 2,332 | 3,057 | 10 |
| 18 | Rashaan Salaam (1992-94) | 3,057 | 0 | 3,057 | 33 |
| 19 | Zack Jordan (1950-52) | 748 | 2,287 | 3,025 | 21 |
| 20 | Charlie Davis (1971-73) | 2,958 | 0 | 2,958 | 24 |
| 21 | Ken Johnson (1971-73) | 727 | 2,175 | 2,902 | 21 |
| 22 | Chris Brown (2001-02) | 2,690 | 0 | 2,690 | 34 |
| 23 | Hugh Charles (2004-07) | 2,659 | 0 | 2,659 | 15 |
| 24 | Bill Solomon (1977-79) | 509 | 2,115 | 2,624 | 23 |
| 25 | Mark Hatcher (1984-87) | 1,470 | 1,148 | 2,618 | 25 |
| 26 | James Mayberry (1975-78) | 2,548 | 0 | 2,548 | 25 |
| 27 | Byron White (1935-37) | 1,864 | 674 | 2,538 | 25 |
| 28 | Sal Aunese (1987-88) | 1,009 | 1,526 | 2,535 | 19 |
| 29 | Herchell Troutman (1994-97) | 2,487 | 0 | 2,487 | 21 |
| 30 | Bob Stransky (1955-57) | 1,868 | 587 | 2,455 | 25 |
| 31 | Randy Essington (1980-82) | –327 | 2,773 | 2,446 | 11 |
| 32 | Jeff Knapple (1976-77) | 332 | 2,107 | 2,439 | 15 |
| 33 | Lamont Warren (1991-93) | 2,242 | 131 | 2,373 | 25 |
| 34 | Lee Rouson (1981-84) | 2,296 | –2 | 2,294 | 10 |
| 35 | Cortlen Johnson (1998-2001) | 2,199 | 2 | 2,201 | 20 |
| 36 | Kayo Lam (1934-36) | 2,140 | 37 | 2,177 | 18 |
| 37 | Carroll Hardy (1951-54) | 1,999 | 154 | 2,153 | 24 |
| 38 | Jim Bratten (1968-70) | 724 | 1,416 | 2,140 | 10 |
| 39 | Merwin Hodel (1949-51) | 2,102 | 0 | 2,102 | 24 |
| 40 | J.J. Flannigan (1987-89) | 2,096 | 0 | 2,096 | 27 |
| 41 | Bernard Jackson (2004-06) | 690 | 1,357 | 2,047 | 14 |
| 42 | Christian Powell (2012-15) | 2,040 | 0 | 2,040 | 18 |

## ALL-PURPOSE YARDS

| Rk | Player (Seasons) | Rush | Rec | KOR | PR | Total |
|---|---|---|---|---|---|---|
| 1 | Rodney Stewart (2008-11) | 3,598 | 969 | 239 | 22 | 4,828 |
| 2 | Eric Bieniemy (1987-90) | 3,940 | 380 | 31 | 0 | 4,351 |
| 3 | Hugh Charles (2004-07) | 2,659 | 552 | 411 | 0 | 3,622 |
| 4 | Nelson Spruce (2012-15) | 2 | 3,347 | 63 | 194 | 3,606 |
| 5 | Byron White (1935-37) | 1,864 | 234 | 506 | 973 | 3,577 |

**QB Kordell Stewart**

| | | | | | | |
|---|---|---|---|---|---|---|
| 6 | Herchell Troutman (1994-97) | 2,487 | 725 | 240 | 91 | 3,543 |
| 7 | Bobby Purify (2000-04) | 3,016 | 508 | 0 | 0 | 3,524 |
| 8 | Rashaan Salaam (1992-94) | 3,057 | 412 | 13 | 0 | 3,482 |
| 9 | Charlie Davis (1971-73) | 2,958 | 131 | 75 | 0 | 3,164 |
| 10 | Carroll Hardy (1951-54) | 1,999 | 38 | 853 | 225 | 3,115 |
| 11 | Kayo Lam (1933-35) | 2,140 | 111 | 331 | 530 | 3,112 |
| 12 | Charles E. Johnson (1990-93) | 82 | 2,447 | 217 | 261 | 3,007 |
| 13 | Lee Rouson (1981-84) | 2,296 | 699 | 0 | 0 | 2,995 |
| 14 | James Mayberry (1975-78) | 2,548 | 171 | 265 | 0 | 2,984 |
| 15 | Rae Carruth (1992-96) | 196 | 2,540 | 200 | 9 | 2,945 |
| 16 | Merwin Hodel (1949-51) | 2,102 | 540 | 255 | 13 | 2,910 |
| 17 | Cortlen Johnson (1998-2001) | 2,199 | 691 | 0 | 0 | 2,890 |
| 18 | Billy Waddy (1973-76) | 1,537 | 475 | 849 | 26 | 2,887 |
| 19 | Michael Westbrook (1991-94) | 84 | 2,548 | 226 | 0 | 2,858 |
| 20 | Chris Brown (2001-02) | 2,690 | 76 | 0 | 0 | 2,766 |
| 21 | Bob Stransky (1955-57) | 1,868 | 37 | 459 | 396 | 2,760 |
| 22 | Bobby Anderson (1967-69) | 2,367 | 68 | 209 | 56 | 2,700 |
| 23 | Lamont Warren (1991-93) | 2,242 | 432 | 0 | 0 | 2,674 |
| 24 | Scotty McKnight (2007-10) | 4 | 2,521 | 21 | 36 | 2,582 |
| 25 | Mike Pritchard (1987-90) | 585 | 1,241 | 693 | –6 | 2,513 |
| 26 | Cliff Branch (1970-71) | 354 | 665 | 755 | 733 | 2,507 |
| 27 | Roman Hollowell (1998-2001) | 137 | 680 | 914 | 752 | 2,483 |
| 28 | Bill Symons (1962-64) | 734 | 537 | 1,051 | 153 | 2,475 |
| 29 | Josh Smith (2007-08) | 66 | 838 | 1,276 | 292 | 2,472 |
| 30 | Paul Richardson (2010-13) | 38 | 2,412 | 0 | 4 | 2,454 |
| 31 | Bill Harris (1961-63) | 1,486 | 235 | 556 | 134 | 2,411 |
| 32 | Howard Cook (1956-58) | 1,463 | 99 | 373 | 459 | 2,394 |
| **33** | **Phillip Lindsay (2014-15)** | **1,044** | **329** | **1,003** | **0** | **2,376** |
| 34 | Darian Hagan (1988-91) | 2,007 | 53 | 0 | 287 | 2,347 |
| 35 | Christian Powell (2012-15) | 2,040 | 229 | 28 | 0 | 2,297 |
| 36 | Eddie Dove (1956-58) | 1,612 | 270 | 250 | 146 | 2,278 |
| 37 | J.J. Flannigan (1987-89) | 2,096 | 64 | 68 | 0 | 2,228 |
| 38 | Ben Kelly (1997-99) | 3 | 9 | 1,798 | 395 | 2,205 |
| 39 | Walter Stanley (1980-81) | 399 | 490 | 1,172 | 138 | 2,199 |
| 40 | Phil Savoy (1994-97) | 13 | 2,176 | 0 | 0 | 2,189 |
| 41 | Tony Reed (1975-76) | 1,932 | 234 | 0 | 0 | 2,166 |
| 42 | William Harris (1965-67) | 1,585 | 253 | 320 | 0 | 2,158 |
| 43 | Jeff Campbell (1986-89) | 439 | 802 | 0 | 904 | 2,145 |
| 44 | Ron Brown (1981-85) | 751 | 1,217 | 128 | 0 | 2,096 |
| 45 | John Bayuk (1954-56) | 1,943 | 55 | 55 | 3 | 2,056 |
| 46 | Javon Green (1997-2000) | 4 | 2,031 | 0 | 0 | 2,035 |
| 47 | Woody Shelton (1950-52) | 1,065 | 586 | 72 | 295 | 2,018 |
| **—** | **Donovan Lee (2014-15)** | **325** | **206** | **586** | **0** | **1,117** |

## YARDS FROM SCRIMMAGE

| Rk | Player (Seasons) | Rush | Rec | Total |
|---|---|---|---|---|
| 1 | Rodney Stewart (2008-11) | 3,598 | 969 | 4,567 |
| 2 | Eric Bieniemy (1987-90) | 3,940 | 380 | 4,320 |
| 3 | Bobby Purify (2000-04) | 3,016 | 508 | 3,524 |
| 4 | Rashaan Salaam (1992-94) | 3,057 | 412 | 3,469 |
| 5 | Nelson Spruce (2012-15) | 2 | 3,347 | 3,349 |
| 6 | Herchell Troutman (1994-97) | 2,487 | 725 | 3,212 |
| 7 | Hugh Charles (2004-07) | 2,659 | 552 | 3,211 |
| 8 | Charlie Davis (1971-73) | 2,958 | 131 | 3,089 |
| 9 | Lee Rouson (1981-84) | 2,296 | 699 | 2,995 |
| 10 | Cortlen Johnson (1998-2001) | 2,199 | 691 | 2,890 |
| 11 | Chris Brown (2001-02) | 2,690 | 76 | 2,766 |
| 12 | Rae Carruth (1992-96) | 196 | 2,540 | 2,736 |
| 13 | James Mayberry (1975-78) | 2,548 | 171 | 2,719 |
| 14 | Lamont Warren (1991-93) | 2,242 | 432 | 2,674 |
| 15 | Merwin Hodel (1949-51) | 2,102 | 540 | 2,642 |
| 16 | Michael Westbrook (1991-94) | 84 | 2,548 | 2,632 |
| 17 | Charles E. Johnson (1990-93) | 82 | 2,447 | 2,529 |
| 18 | Scotty McKnight (2007-10) | 4 | 2,521 | 2,525 |
| 19 | Paul Richardson (2010-13) | 38 | 2,412 | 2,450 |
| 20 | Bobby Anderson (1967-69) | 2,367 | 68 | 2,435 |
| 21 | Christian Powell (2012-15) | 2,040 | 229 | 2,269 |
| 22 | Kayo Lam (1933-35) | 2,140 | 111 | 2,251 |
| 23 | Phil Savoy (1994-97) | 13 | 2,176 | 2,189 |
| 24 | Tony Reed (1975-76) | 1,932 | 234 | 2,166 |
| 25 | J.J. Flannigan (1987-89) | 2,096 | 64 | 2,160 |
| 26 | Byron White (1935-37) | 1,864 | 234 | 2,098 |
| 27 | Darian Hagan (1988-91) | 2,007 | 53 | 2,060 |
| 28 | Carroll Hardy (1951-54) | 1,999 | 38 | 2,037 |
| 29 | Javon Green (1997-2000) | 4 | 2,031 | 2,035 |
| 30 | Billy Waddy (1973-76) | 1,537 | 475 | 2,012 |
| 31 | John Bayuk (1954-56) | 1,943 | 55 | 1,998 |
| **—** | **Phillip Lindsay (2014-15)** | **1,044** | **329** | **1,373** |
| **—** | **Michael Adkins (2013-15)** | **1,145** | **194** | **1,339** |

## PUNTING

***Minimum 50 punts***

| Rk | Player (Seasons) | No. | Yards | Avg. | Long | In 20 |
|---|---|---|---|---|---|---|
| 1 | Mark Mariscal (1999-2002) | 99 | 4,632 | 46.79 | 68 | 25 |
| 2 | Barry Helton (1984-87) | 153 | 6,873 | 44.92 | 68 | 44 |
| 3 | Keith English (1985-88) | 55 | 2,457 | 44.67 | 77 | 21 |
| 4 | Zack Jordan (1950-52) | 137 | 6,113 | 44.62 | 78 | 23 |
| 5 | John Torp (2002-05) | 205 | 9,145 | 44.61 | 72 | 65 |
| 6 | Boyd Dowler (1956-58) | 106 | 4,623 | 43.61 | 70 | 28 |
| 7 | Tom Rouen (1989-90) | 90 | 3,855 | 42.83 | 65 | 27 |
| 8 | Mitch Berger (1991-93) | 168 | 7,177 | 42.72 | 74 | 44 |
| 9 | Darragh O'Neill (2011-14) | 281 | 12,001 | 42.71 | 62 | 95 |
| 10 | Homer Jenkins (1953-55) | 58 | 2,428 | 41.86 | 70 | 12 |
| 11 | Byron White (1935-37) | 124 | 5,104 | 41.16 | 83 | … |
| 12 | Steve Doolittle (1977-80) | 57 | 2,343 | 41.11 | 69 | 9 |
| 13 | Lance Olander (1977-80) | 107 | 4,380 | 40.93 | 63 | 25 |
| 14 | Matt DiLallo (2006-09) | 216 | 8,752 | 40.52 | 73 | 61 |
| 15 | Art Woods (1979-82) | 199 | 8,038 | 40.39 | 61 | 36 |
| **16** | **Alex Kinney (2015)** | **66** | **2,648** | **40.12** | **58** | **23** |
| 17 | Don Evans (1946-48) | 155 | 6,205 | 40.03 | 58 | … |
| 18 | Nick Pietsch (1996-99) | 164 | 6,541 | 39.88 | 76 | 36 |
| 19 | Bill Symons (1962-64) | 59 | 2,326 | 39.42 | 72 | 13 |
| 20 | Andy Mitchell (1994-97) | 103 | 4,035 | 39.17 | 73 | 20 |
| 21 | Stan Koleski (1973-76) | 195 | 7,637 | 39.16 | 70 | 51 |
| 22 | Dick Anderson (1965-67) | 89 | 3,429 | 38.53 | 62 | 28 |
| 23 | Jeremy Flores (2000-01) | 75 | 2,841 | 37.88 | 55 | 21 |
| 24 | Allan Braun (1983-84) | 129 | 4,835 | 37.48 | 59 | 21 |
| 25 | Dick Robert (1968-70) | 132 | 4,927 | 37.33 | 62 | 23 |
| 26 | John Stearns (1970-72) | 112 | 4,143 | 36.99 | 60 | 25 |
| 27 | Chuck McBride (1959-61) | 145 | 5,218 | 35.99 | 60 | 28 |

## KICKOFF RETURNS

| Rk | Player (Seasons) | No. | Yards | Avg. | TD |
|---|---|---|---|---|---|
| 1 | Ben Kelly (1997-99) | 64 | 1,798 | 28.1 | 3 |
| 2 | Terrence Wheatley (2003-07) | 56 | 1,350 | 24.1 | 0 |
| 3 | Josh Smith (2007-08) | 50 | 1,276 | 225.5 | 1 |
| 4 | M.J. Nelson (1986-89) | 51 | 1,198 | 23.5 | 0 |
| 5 | Walter Stanley (1980-81) | 49 | 1,172 | 23.9 | 1 |
| 6 | Bill Symons (1962-64) | 43 | 1,051 | 24.4 | 1 |
| **7** | **Phillip Lindsay (2014-15)** | **43** | **1,003** | **23.3** | **0** |
| 8 | Brian Lockridge (2007-11) | 44 | 968 | 22.0 | 1 |
| 9 | Roman Hollowell (1998-2001) | 44 | 914 | 20.8 | 0 |
| **10** | **Ryan Severson (2013-15)** | **40** | **872** | **21.8** | **0** |
| 11 | Stephone Robinson (2004-07) | 49 | 867 | 17.7 | 0 |
| 12 | Carroll Hardy (1951-54) | 31 | 853 | 27.5 | 0 |
| 13 | Billy Waddy (1973-76) | 32 | 849 | 26.5 | 2 |
| 14 | Howard Ballage (1976-78) | 30 | 764 | 25.5 | 2 |
| 15 | Cliff Branch (1970-71) | 30 | 755 | 25.2 | 2 |
| 16 | Mike Pritchard (1987-90) | 30 | 693 | 23.1 | 0 |
| 17 | Jeremy Bloom (2002-03) | 25 | 627 | 25.1 | 1 |
| 18 | Melvin Johnson (1973-77) | 27 | 609 | 22.6 | 1 |
| 19 | Marques Mosley (2012-15) | 23 | 604 | 26.3 | 1 |
| 20 | Darrell Scott (2008-09) | 24 | 595 | 24.8 | 0 |
| **21** | **Donovan Lee (2014-15)** | **23** | **604** | **26.3** | **1** |
| 22 | Mike McCoy (1974-75) | 24 | 562 | 23.4 | 1 |
| 23 | Bill Harris (1961-63) | 22 | 556 | 25.3 | 1 |
| 24 | Roderick Sneed (1999-2002) | 20 | 524 | 26.2 | 0 |
| 25 | Byron White (1935-37) | 12 | 506 | 42.2 | 2 |
| 26 | Steve Haggerty (1972-73) | 23 | 504 | 21.9 | 0 |
| 27 | Jo Jo Collins (1984-88) | 26 | 471 | 18.1 | 0 |
| 28 | Bob Stransky (1955-57) | 19 | 459 | 24.2 | 0 |
| 29 | Shelby Nash (1982-83) | 24 | 456 | 19.0 | 0 |
| 30 | Hugh Charles (2004-07) | 17 | 411 | 24.2 | 0 |
| 31 | Harry Narcisian (1947-49) | 15 | 402 | 26.8 | 0 |

## PUNT RETURNS

| Rk | Player (Seasons) | No. | Yards | Avg. | TD |
|---|---|---|---|---|---|
| 1 | Charlie Greer (1966-68) | 65 | 975 | 15.0 | 1 |
| 2 | Byron White (1935-37) | 82 | 973 | 11.9 | 3 |
| 3 | Jeff Campbell (1986-89) | 84 | 904 | 10.8 | 0 |
| 4 | Roman Hollowell (1998-2001) | 49 | 752 | 15.3 | 3 |
| 4 | Jo Jo Collins (1984-88) | 83 | 752 | 9.1 | 0 |
| 6 | Cliff Branch (1970-71) | 44 | 733 | 16.7 | 6 |
| 7 | Stephone Robinson (2004-07) | 79 | 647 | 8.2 | 2 |
| 8 | Mike E. Davis (1976-79) | 84 | 632 | 7.5 | 0 |
| 9 | Jeremy Bloom (2002-03) | 44 | 625 | 14.2 | 2 |
| 10 | Dave McCloughan (1987-90) | 34 | 559 | 16.4 | 2 |
| 11 | Kayo Lam (1933-35) | — | 530 | — | — |
| 12 | Chris Hudson (1991-94) | 53 | 516 | 9.7 | 0 |
| 13 | Tom Brookshier (1950-52) | 47 | 501 | 10.7 | 0 |
| 14 | Deon Figures (1988-92) | 42 | 479 | 11.4 | 0 |
| 15 | Howard Cook (1956-58) | 44 | 459 | 10.4 | 0 |
| 16 | Steve Haggerty (1972-73) | 32 | 452 | 14.1 | 2 |
| 17 | Malcolm Miller (1947-49) | 37 | 398 | 10.8 | 0 |
| 18 | Ben Kelly (1997-99) | 39 | 395 | 10.1 | 2 |

## TACKLES

| Rk | Player (Position, Seasons) | UT | AT | — | TOT | TFL |
|---|---|---|---|---|---|---|
| 1 | Barry Remington (LB, 1982-86) | 245 | 248 | — | 493 | 21- 60 |
| 2 | Matt Russell (LB, 1993-96) | 282 | 164 | — | 446 | 44-144 |
| 3 | Greg Biekert (LB, 1989-92) | 280 | 161 | — | 441 | 33- 73 |
| 4 | Jordan Dizon (LB, 2004-07) | 293 | 147 | — | 440 | 35-137 |
| 5 | Ted Johnson (LB, 1991-94) | 253 | 156 | — | 409 | 21- 61 |
| 6 | Laval Short (DL, 1976-79) | 141 | 231 | — | 372 | 37-239 |
| 7 | Chad Brown (LB, 1989-92) | 242 | 127 | — | 369 | 38-169 |
| 8 | Michael Jones (LB, 1986-89) | 218 | 131 | — | 349 | 13- 41 |
| 9 | Thaddaeus Washington (LB, 2003-06) | 202 | 136 | — | 338 | 25- 80 |
| 10 | Michael Lewis (DB, 1998-2001) | 225 | 111 | — | 336 | 17- 73 |
| 11 | Mickey Pruitt (DB, 1984-87) | 201 | 131 | — | 332 | 18- 71 |
| 12 | Jashon Sykes (LB, 1998-2001) | 212 | 118 | — | 330 | 33- 97 |
| 13 | J.J. Billingsley (DB, 2002-06) | 211 | 96 | — | 307 | 25-115 |
| 14 | Steve Rosga (DB, 1992-96) | 181 | 123 | — | 304 | 1- 1 |
| 14 | Don DeLuzio (LB, 1984-88) | 175 | 129 | — | 304 | 16- 45 |
| 16 | Kanavis McGhee (LB, 1987-90) | 179 | 118 | — | 297 | 38-163 |
| 16 | Brian Cabral (LB, 1974-77) | 120 | 177 | — | 297 | 10- 38 |
| 18 | Jeff Smart (LB, 2006-09) | 188 | 103 | — | 291 | 12- 34 |
| 19 | Ryan Black (DB, 1994-97) | 145 | 130 | — | 275 | 11- 50 |
| 20 | Hannibal Navies (LB, 1995-98) | 182 | 92 | — | 274 | 20- 75 |
| 21 | Bill Roe (LB, 1977-79) | 116 | 156 | — | 272 | 15- 78 |
| 22 | Dick Anderson (DB, 1965-67) | 123 | 143 | — | 266 | …… |
| 23 | Alfred Williams (LB, 1987-90) | 180 | 83 | — | 263 | 59-303 |
| 24 | Jeff Geiser (LB, 1972-74) | 102 | 159 | — | 261 | 9- 39 |
| 25 | Derrick Webb (LB, 2010-13) | 176 | 82 | — | 258 | 19- 36 |
| 25 | Phil Irwin (LB, 1968-70) | 88 | 170 | — | 258 | 16- 48 |
| 27 | Cha'pelle Brown (DB, 2006-09) | 183 | 74 | — | 257 | 20- 66 |
| 28 | Medford Moorer (DB 2000-03) | 179 | 77 | — | 256 | 12- 38 |
| 28 | Mark Haynes (DB, 1976-79) | 142 | 114 | — | 256 | 12- 32 |
| 30 | Ruben Vaughan (DL, 1975-78) | 108 | 145 | — | 253 | 28-115 |
| 31 | Billie Drake (LB, 1970-72) | 82 | 170 | — | 252 | 10- 31 |
| 32 | Alan Chrite (LB, 1980-84) | 128 | 121 | — | 249 | 18- 64 |
| 33 | Don Fairbanks (LB/DL, 1983-85) | 120 | 128 | — | 248 | 9- 44 |
| 34 | Donald Strickland (DB, 1999-2002) | 186 | 61 | — | 247 | 10- 47 |
| 35 | Jeff Donaldson (DB, 1980-83) | 141 | 103 | — | 244 | 11- 47 |
| 35 | Randy Geist (LB, 1971-73) | 85 | 159 | — | 244 | 8- 39 |
| 37 | Brad Jones (LB, 2005-08) | 150 | 92 | — | 242 | 20- 84 |
| 37 | Drew Wahlroos (LB, 1999-2002) | 144 | 98 | — | 242 | 12- 69 |
| 37 | Darin Schubeck (LB, 1982-86) | 134 | 108 | — | 242 | 11- 35 |
| 37 | Ryan Olson (DT, 1994-97) | 134 | 108 | — | 242 | 28-107 |
| 41 | Kerry Mottl (LB, 1965-67) | 96 | 145 | — | 241 | …… |
| 42 | Ray Polk (DB, 2009-12) | 153 | 84 | — | 237 | 3- 3 |
| 42 | Eric McCarty (LB, 1986-87) | 135 | 102 | — | 237 | 10- 58 |
| 44 | Anthony Perkins (DB, 2008-11) | 140 | 96 | — | 236 | 3- 22 |
| 45 | Rodney Rogers (DB, 1985-87) | 152 | 79 | — | 231 | 4- 7 |

| | | | | | | |
|---|---|---|---|---|---|---|
| 45 | Whitney Paul (LB, 1973-75) | 80 | 151 | — | 231 | 8- 32 |
| 47 | Steve Doolittle (LB, 1977-80) | 90 | 140 | — | 230 | 21- 86 |
| 48 | Curt Koch (DL, 1984-87) | 121 | 108 | — | 229 | 39-212 |
| 49 | Jon Major (LB, 2009-12) | 138 | 87 | — | 225 | 12- 45 |
| 49 | Troy Archer (DL, 1974-75) | 122 | 103 | — | 225 | 23-143 |
| 51 | Greg Henderson (DB, 2011-14) | 163 | 61 | — | 224 | 13- 28 |
| 51 | Mark Cooney (DL, 1971-73) | 75 | 159 | — | 224 | 17- 86 |
| 53 | Victor Scott (DB, 1980-83) | 147 | 76 | — | 223 | 7- 33 |
| 54 | Ryan Walters (DB, 2005-08) | 147 | 76 | — | 223 | 4- 28 |
| 55 | Leonard Renfro (DL, 1989-92) | 153 | 68 | — | 221 | 43-142 |
| 56 | Bart Roth (LB, 1974-76) | 97 | 123 | — | 220 | 2- 23 |
| 57 | Mike Phillips (LB, 1994-97) | 131 | 86 | — | 217 | 18- 55 |
| 58 | Brian Iwuh (LB, 2002-05) | 153 | 63 | — | 216 | 23- 71 |
| 58 | Greg Jones (LB, 1992-96) | 129 | 87 | — | 216 | 45-205 |
| 60 | Bud Magrum (LB, 1971-72) | 78 | 137 | — | 215 | 18- 99 |
| 61 | Terry Irvin (LB, 1980-83) | 118 | 96 | — | 214 | 14- 53 |
| **62** | **Chidobe Awuzie (DB, 2013-15)** | **178** | **35** | **—** | **213** | **20- 72** |
| 63 | Pete Perry (DL, 1980-81) | 94 | 118 | — | 212 | 15- 73 |
| 64 | Ellis Wood (DB, 1979-82) | 125 | 85 | — | 210 | 2- 5 |
| 65 | Will Pericak (DL, 2009-12) | 125 | 82 | — | 207 | 19- 87 |
| 66 | Randy Westendorf (LB, 1974-77) | 92 | 113 | — | 205 | 24-106 |
| **67** | **Addison Gillam (LB, 2013-15)** | **139** | **65** | **—** | **204** | **20- 81** |
| 68 | Pat Murphy (DB, 1968-70) | 87 | 114 | — | 201 | 8- 28 |
| 68 | Ken Crawley (DB, 2013-15) | 165 | 36 | — | 201 | 8- 20 |
| 70 | Gary Campbell (LB, 1974-75) | 97 | 101 | — | 198 | 6- 32 |
| 71 | Robbie Robinson (DB, 1999-2001) | 137 | 60 | — | 197 | 4- 18 |
| 72 | Terrel Smith (DB, 2010-12) | 130 | 66 | — | 196 | 2- 8 |
| 72 | Sean Tufts (LB, 2000-03) | 113 | 83 | — | 196 | 12- 27 |
| 74 | John Stearns (DB, 1970-72) | 105 | 89 | — | 194 | 0- 0 |
| 75 | Rashidi Barnes (DB, 1996-99) | 122 | 71 | — | 193 | 10- 65 |
| 75 | Mark Shoop (DL, 1980-82) | 105 | 88 | — | 193 | 11- 39 |
| 77 | Joel Steed (DL, 1988-91) | 122 | 70 | — | 192 | 31-109 |
| 78 | Ron Woolfork (LB, 1990-93) | 133 | 57 | — | 190 | 53-303 |
| 78 | Kyle Rappold (DL, 1985-87) | 115 | 75 | — | 190 | 19- 63 |
| 78 | Dan McMillen (LB, 1982-85) | 99 | 91 | — | 190 | 29-168 |
| 81 | Herb Orvis (DL, 1969-71) | 79 | 110 | — | 189 | 32-214 |
| 81 | Dave Capra (DL, 1968-70) | 58 | 131 | — | 189 | 25- 95 |
| 83 | Tom Reinhardt (DL, 1985-88) | 97 | 91 | — | 188 | 18- 73 |
| 84 | Ray Cone (LB, 1980-82) | 103 | 81 | — | 184 | 5- 20 |
| 84 | Viliami Maumau (DT, 1994-97) | 83 | 101 | — | 184 | 13- 44 |
| 86 | Jimmy Smith (DB, 2007-10) | 141 | 42 | — | 183 | 6- 9 |
| 86 | Ryan Sutter (DB, 1994-97) | 109 | 74 | — | 183 | 4- 6 |
| 86 | Michael Sipili (LB, 2006-10) | 99 | 84 | — | 183 | 13- 40 |
| 89 | Shannon Clavelle (DT, 1992-94) | 114 | 68 | — | 182 | 25- 71 |
| 89 | Charlie Greer (DB, 1965-67) | 99 | 83 | — | 182 | ..... |
| 91 | Akarika Dawn (LB, 2002-05) | 122 | 58 | — | 180 | 12- 68 |
| 92 | Kerry Hicks (DT, 1992-95) | 102 | 76 | — | 178 | 22- 80 |
| 92 | Rocky Martin (LB, 1967-68) | 65 | 113 | — | 178 | ..... |
| 94 | Tim James (DB, 1986-90) | 138 | 39 | — | 177 | 3- 11 |
| 95 | Deon Figures (DB, 1988-92) | 128 | 48 | — | 176 | 5- 10 |
| 95 | Ed Shoen (LB, 1972-74) | 73 | 103 | — | 176 | 5- 19 |
| 97 | David Tate (DB, 1984-87) | 117 | 58 | — | 175 | 3- 8 |
| 98 | Charlie Johnson (DL, 1975-76) | 77 | 96 | — | 173 | 20- 84 |
| **99** | **Tedric Thompson (DB, 2013-15)** | **125** | **46** | **—** | **171** | **8- 14** |
| 100 | Arthur Walker (DT, 1986-89) | 92 | 78 | — | 170 | 34-165 |
| **101** | **Kenneth Olugbode (LB, 2013-15)** | **103** | **66** | **—** | **169** | **3- 8** |
| 102 | Marcus Washington (DB, 1995-98) | 111 | 57 | — | 168 | 6- 25 |
| 103 | Jalil Brown (DB, 2007-10) | 113 | 54 | — | 167 | 5- 9 |




**ILB Greg Biekert**

**ILB Ted Johnson**

## QUARTERBACK SACKS

| Rk | Player (Seasons) | No. | Yards |
|---|---|---|---|
| 1 | Alfred Williams (1987-90) | 35 | 242 |
| 2 | Ron Woolfork (1990-93) | 33 | 241 |
| 3 | Greg Jones (1992-96) | 25 | 158 |
| 4 | Laval Short (1976-79) | 24½ | 192 |
| 5 | Abraham Wright (2004-06) | 21 | 151 |
| 6 | Herb Orvis (1969-71) | 20 | 182 |
| 6 | Chidera Uzo-Diribe (2010-13) | 20 | 142 |
| 6 | Dan McMillen (1982-85) | 20 | 135 |
| 9 | Bill Brundige (1967-69) | 19 | 151 |
| 9 | Curt Koch (1984-87) | 19 | 119 |
| 9 | Leonard Renfro (1989-92) | 19 | 97 |
| 12 | Ryan Olson (1994-97) | 16½ | 89 |
| 12 | Kanavis McGhee (1987-90) | 15 | 97 |
| 12 | Josh Hartigan (2008-11) | 15 | 90 |
| 15 | Troy Archer (1974-75) | 14 | 123 |
| 15 | Chad Brown (1989-92) | 14 | 114 |
| 15 | Ruben Vaughan (1975-78) | 14 | 97 |
| 18 | Garry Howe (1989-90) | 13½ | 90 |
| 19 | Art Walker (1986-89) | 12½ | 119 |
| 19 | George Hypolite (2005-08) | 12½ | 87 |
| 19 | Joel Steed (1988-91) | 12½ | 80 |
| 19 | Jashon Sykes (1998-2001) | 12½ | 62 |
| 19 | Tyler Brayton (1999-2002) | 12½ | 94 |
| 24 | Stuart Walker (1976-78) | 12 | 75 |
| 24 | Jordon Dizon (2004-07) | 12 | 97 |
| 26 | Marques Harris (2000-03) | 11½ | 65 |
| 26 | Sam Rogers (1992-93) | 11½ | 59 |
| 26 | Dave Capra (1968-70) | 11½ | 57 |
| 29 | Carl Taibi (1969-71) | 11 | 95 |
| 29 | Steve Doolittle (1978-80) | 11 | 59 |
| 29 | Matt McChesney (2000-04) | 11 | 79 |
| 32 | Fred Jones (1996-99) | 10½ | 82 |
| 33 | Bud Magrum (1971-72) | 10 | 78 |
| 33 | Randy Westendorf (1974-77) | 10 | 69 |
| 33 | James Garee (2002-05) | 10 | 68 |
| 33 | Mark Cooney (1971-73) | 10 | 58 |
| 37 | Brad Jones (2005-08) | 9½ | 64 |
| 37 | George Visger (1977-79) | 9½ | 52 |
| **37** | **Jimmie Gilbert (2013-15)** | **9½** | **55** |
| **37** | **Derek McCartney (2014-15)** | **9½** | **48** |
| 41 | Charlie Johnson (1975-76) | 9 | 70 |
| 41 | Dave Alderson (1981-83) | 9 | 63 |
| 43 | Alex Ligon (2003-06) | 8½ | 70 |
| **—** | **Samson Kafovalu (2012-15)** | **7** | **41** |
| *Most Sacks By A Defensive Back* | | | |
| — | Michael Lewis (1998-2001) | 6½ | 42 |
| — | Rashidi Barnes (1996-99) | 5½ | 50 |
| **—** | **Chidobe Awuzie (2013-15)** | **5** | **42** |
| — | Jeff Donaldson (1980-83) | 4 | 30 |
| — | Clyde Surrell (2000-03) | 4 | 24 |
| — | Tony Rettig (1982-83) | 4 | 20 |
| — | Ryan Black (1994-97) | 3½ | 18 |
| — | J.J. Billingsley (2002-05) | 3 | 27 |
| — | Mickey Pruitt (1984-87) | 3 | 26 |
| — | Travis Sandersfeld (2008-11) | 3 | 16 |
| — | Eric Hamilton (1989-91) | 3 | 15 |

## TACKLES FOR LOSS

| Rk | Player (Seasons) | No-Yds. |
|---|---|---|
| 1 | Alfred Williams (1987-90) | 59-303 |
| 2 | Ron Woolfork (1990-93) | 53-303 |
| 3 | Greg Jones (1992-96) | 45-205 |
| 4 | Matt Russell (1993-96) | 44-144 |
| 5 | Leonard Renfro (1989-92) | 43-142 |
| 6 | Curt Koch (1984-87) | 39-212 |
| 7 | Chad Brown (1989-92) | 38-169 |
| 7 | Kanavis McGhee (1987-90) | 38-163 |
| 9 | Laval Short (1976-79) | 37-239 |
| 9 | Bill Brundige (1967-69) | 37-176 |
| 11 | Jordon Dizon (2004-07) | 35-137 |
| 12 | Arthur Walker (1986-89) | 34-165 |
| 13 | Jashon Sykes (1998-2001) | 33- 97 |
| 13 | Greg Biekert (1989-92) | 33- 73 |
| 15 | Herb Orvis (1969-71) | 32-214 |
| 15 | Chidera Uzo-Diribe (2010-13) | 32-171 |
| 15 | George Hypolite (2005-08) | 32-127 |
| 18 | Joel Steed (1988-91) | 31-109 |
| 19 | Dan McMillen (1982-85) | 29-168 |
| 19 | Abraham Wright (2004-06) | 29-165 |
| 19 | Garry Howe (1989-90) | 29-115 |
| 22 | Ruben Vaughan (1975-78) | 28-115 |
| 22 | Ryan Olson (1994-97) | 28-107 |
| 24 | Marques Harris (2000-03) | 26-102 |
| 25 | Dave Capra (1968-70) | 25- 95 |
| 25 | Tyler Brayton (1999-2002) | 25-119 |
| 25 | J.J. Billingsley (2002-06) | 25-115 |
| 25 | Thaddaeus Washington (2003-06) | 25- 80 |
| 25 | Shannon Clavelle (1992-94) | 25- 71 |
| **—** | **Addison Gillam (2013-15)** | **20- 81** |
| **—** | **Chidobe Awuzie (2013-15)** | **20- 72** |
| **—** | **Jimmie Gilbert (2013-15)** | **17- 69** |
| **—** | **Derek McCartney (2014-15)** | **16- 54** |

## INTERCEPTIONS

| Rk | Player (Seasons) | No. | Yards | Avg. | TD |
|---|---|---|---|---|---|
| 1 | John Stearns (1970-72) | 16 | 339 | 21.2 | 0 |
| 2 | Chris Hudson (1991-94) | 15 | 204 | 13.6 | 2 |
| 3 | Dick Anderson (1965-67) | 14 | 151 | 10.8 | 0 |
| 3 | Terrence Wheatley (2003-07) | 14 | 154 | 11.0 | 2 |
| 5 | Tim James (1987-90) | 13 | 120 | 9.2 | 0 |
| 6 | Deon Figures (1988-92) | 12 | 96 | 8.0 | 0 |
| 7 | Steve Rosga (1992-96) | 11 | 174 | 15.8 | 1 |
| 7 | Ben Kelly (1997-99) | 11 | 97 | 8.8 | 0 |
| 9 | Victor Scott (1980-83) | 10 | 203 | 20.3 | 3 |
| 9 | Roy Shepherd (1950-52) | 10 | 157 | 15.7 | 2 |
| 9 | Cullen Bryant (1970-72) | 10 | 139 | 13.9 | 1 |
| 9 | Boyd Dowler (1956-58) | 10 | 75 | 7.5 | 0 |
| 13 | Hale Irwin (1964-66) | 9 | 162 | 18.0 | 0 |
| 13 | Jeff Donaldson (1980-83) | 9 | 120 | 13.3 | 1 |
| 13 | Michael Lewis (1998-2001) | 9 | 112 | 12.4 | 1 |
| 13 | Clyde Riggins (1980-83) | 9 | 76 | 8.5 | 0 |
| 17 | Byron White (1935-37) | 8 | 153 | 19.1 | 2 |
| 17 | Pat Murphy (1968-70) | 8 | 145 | 18.1 | 0 |
| 17 | Jim Cooch (1969-70) | 8 | 92 | 11.5 | 0 |
| 17 | Damen Wheeler (1996-99) | 8 | 104 | 13.0 | 1 |
| 17 | Dave McCloughan (1987-90) | 8 | 91 | 11.4 | 0 |
| 22 | Medford Moorer (2000-03) | 7 | 243 | 34.7 | 2 |
| 22 | Jered Bell (2010-15) | 7 | 165 | 23.6 | 1 |
| 22 | Howard Cook (1956-58) | 7 | 90 | 12.8 | 0 |
| 22 | John Nairn (1984-87) | 7 | 75 | 10.7 | 0 |
| 22 | Charlie Greer (1965-67) | 7 | 57 | 8.1 | 0 |
| 22 | John Stavely (1970-73) | 7 | 43 | 6.1 | 0 |
| 22 | Odis McKinney (1976-77) | 7 | 33 | 4.7 | 0 |
| 29 | Ellis Wood (1979-82) | 6 | 146 | 24.5 | 0 |
| **29** | **Tedric Thompson (2013-15)** | **6** | **140** | **23.3** | **0** |
| 29 | Carroll Hardy (1951-54) | 6 | 125 | 20.8 | 1 |
| 29 | Tom Brookshier (1950-52) | 6 | 92 | 15.3 | 0 |
| 29 | Rich Bland (1971-73) | 6 | 91 | 15.2 | 0 |
| 29 | Jalil Brown (2007-10) | 6 | 90 | 15.0 | 0 |
| 29 | Toray Davis (1994-97) | 6 | 78 | 13.0 | 0 |
| 29 | Deon Figures (1988-91) | 6 | 75 | 12.5 | 0 |
| 29 | Mike E. Davis (1976-79) | 6 | 57 | 9.5 | 0 |
| 29 | Lorenzo Sims (2003-06) | 6 | 55 | 9.2 | 0 |
| 29 | Mickey Pruitt (1984-87) | 6 | 54 | 9.0 | 2 |
| 29 | Larry Horine (1950-52) | 6 | 52 | 8.7 | 1 |
| 29 | Jesse Johnson (1976-79) | 6 | 44 | 7.3 | 0 |
| 29 | Jerry Martinez (1973-75) | 6 | 41 | 6.8 | 0 |
| 29 | David Tate (1984-87) | 6 | 23 | 3.8 | 0 |
| 29 | Don Karnoscak (1953-55) | 6 | 14 | 2.3 | 0 |

**OLB Alfred Williams (with Bob Hope on All-American TV special)**

## PASS DEFLECTIONS

| Rk | Player (Seasons) | No. |
|---|---|---|
| 1 | Marcus Washington (1995-97) | 42 |
| 2 | Damen Wheeler (1996-99) | 39 |
| 3 | Greg Henderson (2011-14) | 36 |
| **3** | **Ken Crawley (2012-15)** | **36** |
| 5 | Ben Kelly (1997-99) | 34 |
| 6 | Donald Strickland (1999-2002) | 33 |
| 6 | Lorenzo Sims (2003-06) | 33 |
| 8 | Mickey Pruitt (1984-87) | 32 |
| 9 | Phil Jackson (2000-03) | 29 |
| 9 | Terrence Wheatley (2003-07) | 29 |
| 11 | Dalton Simmons (1992-96) | 28 |
| 12 | Deon Figures (1988-92) | 27 |
| 13 | Alfred Williams (1987-90) | 25 |
| 13 | Cha'pelle Brown (2006-09) | 25 |
| 15 | Victor Scott (1980-83) | 24 |
| 15 | Gerett Burl (2004-05) | 24 |
| 15 | Jalil Brown (2007-10) | 24 |
| **18** | **Chidobe Awuzie (2013-15)** | **22** |
| 19 | Jimmy Smith (2007-10) | 21 |
| 20 | Pat Murphy (1968-70) | 20 |
| 20 | Michael Jones (1986-89) | 20 |
| 20 | Chris Hudson (1991-94) | 20 |
| 20 | Ryan Walters (2005-08) | 20 |
| 24 | Greg Biekert (1989-92) | 19 |
| 24 | T.J. Cunningham (1992-95) | 19 |
| 24 | Steve Rosga (1992-96) | 19 |
| 27 | Sam Harris (1964-66) | 18 |
| 27 | Barry Remington (1982-86) | 18 |
| 27 | John Stearns (1970-72) | 18 |
| 27 | David Tate (1984-87) | 18 |
| 31 | Eric Harris (1968-69) | 17 |
| 31 | John Nairn (1984-87) | 17 |
| 31 | Toray Davis (1994-97) | 17 |
| 31 | Jeff Donaldson (1980-83) | 17 |
| 31 | Michael Lewis (1998-2001) | 17 |
| 31 | Medford Moorer (2000-03) | 17 |
| 37 | Odis McKinney (1976-77) | 16 |
| 37 | Greg Thomas (1988-91) | 16 |
| **37** | **Tedric Thompson (2013-15)** | **16** |
| 40 | Solomon Wilcots (1983-86) | 15 |
| 40 | Ron Bradford (1989-92) | 15 |
| 40 | Kerry Hicks (1992-95) | 15 |
| 43 | Cullen Bryant (1970-72) | 14 |
| 43 | Dave McCloughan (1987-90) | 14 |
| 45 | Charlie Greer (1965-67) | 13 |
| 45 | Dick Anderson (1965-67) | 13 |
| 45 | Rod Perry (1973-74) | 13 |
| 45 | Mike Spivey (1974-76) | 13 |
| 45 | Mike E. Davis (1976-79) | 13 |
| 45 | Mark Haynes (1976-79) | 13 |
| 45 | Jesse Johnson (1976-79) | 13 |
| 45 | Lyle Pickens (1984-85) | 13 |
| 45 | Ryan Sutter (1994-97) | 13 |
| 45 | Gardner McKay (2005-08) | 13 |

## SPECIAL TEAMS TACKLES

| Rk | Player (Seasons) | UT | AT | — | Total |
|---|---|---|---|---|---|
| 1 | Ryan Sutter (1994-97) | 32 | 32 | — | 64 |
| 2 | Darren Fisk (1995-97) | 25 | 23 | — | 48 |
| 3 | Ryan Black (1994-97) | 21 | 19 | — | 40 |
| 4 | Paul Rose (1987-90) | 14 | 25 | — | 39 |
| 5 | Terrel Smith (2010-14) | 24 | 10 | — | 34 |
| 5 | Arthur Jaffee (2008-11) | 21 | 13 | — | 34 |
| 7 | Derrick Webb (2010-13) | 19 | 14 | — | 33 |
| 8 | Andy Peeke (1998-2001) | 26 | 5 | — | 31 |
| 9 | Hannibal Navies (1995-98) | 15 | 13 | — | 28 |
| 10 | Greg Lindsey (1990-93) | 23 | 4 | — | 27 |
| 11 | Rashidi Barnes (1996-99) | 11 | 15 | — | 26 |
| 12 | Ben Kelly (1997-99) | 20 | 5 | — | 25 |
| 12 | Brandon Southward (1995-98) | 9 | 16 | — | 25 |
| 14 | Greg Biekert (1989-92) | 14 | 10 | — | 24 |
| 14 | Dave Brown (1987-90) | 18 | 6 | — | 24 |
| 14 | John Minardi (1998-2001) | 15 | 9 | — | 24 |
| 14 | Jalil Brown (2007-10) | 19 | 5 | — | 24 |
| 18 | Terry Washington (2005-06) | 18 | 4 | — | 22 |
| 19 | Travis Sandersfeld (2008-11) | 13 | 7 | — | 20 |
| **20** | **Ryan Severson (2013-15)** | **15** | **4** | **—** | **19** |

## SPECIAL TEAMS POINTS

| Rk | Player (Seasons) | Points |
|---|---|---|
| 1 | Ryan Sutter (1994-97) | 123 |
| 2 | Arthur Jaffee (2008-11) | 88 |
| 3 | Darren Fisk (1995-97) | 86 |
| 4 | Derrick Webb (2010-13) | 81 |
| 5 | Travis Sandersfeld (2008-11) | 72 |
| 6 | Ryan Black (1994-97) | 68 |
| 7 | Jalil Brown (2007-10) | 65 |
| 7 | Terrel Smith (2010-14) | 65 |
| 9 | Paul Rose (1987-90) | 63 |
| **10** | **Ryan Severson (2013-15)** | **62** |
| 11 | Brady Daigh (2011-14) | 61 |
| 12 | Ryan Iverson (2010-13) | 60 |
| 13 | Jordan Murphy (2013-15) | 59 |
| 14 | Andy Peeke (1998-2001) | 56 |
| 15 | Brandon Southward (1995-98) | 54 |
| 16 | Marcus Washington (1994-97) | 53 |
| 16 | Hannibal Navies (1995-98) | 53 |

**John Stearns**

**Terrence Wheatley**

# YEAR-BY-YEAR LEADERS

*(Note: bowl statistics NOT included.)*

## RUSHING

| Year | Player | Class | Att. | Yards | Avg. | TD |
|---|---|---|---|---|---|---|
| 1934 | Kayo Lam | Jr. | 110 | 906 | 8.2 | 7 |
| 1935 | Kayo Lam | Sr. | 145 | 1,043 | 7.2 | 7 |
| 1936 | Byron White | Jr. | 127 | 643 | 5.1 | 8 |
| 1937 | Byron White | Sr. | 181 | 1,121 | 6.2 | 13 |
| 1946 | Maurice Reilly | Sr. | 125 | 327 | 2.6 | 2 |
| 1947 | Dick Schrepferman | So. | 78 | 252 | 3.2 | 3 |
| 1948 | Harry Narcisian | Sr. | 126 | 510 | 4.1 | 8 |
| 1949 | Merwin Hodel | So. | 169 | 748 | 4.4 | 7 |
| 1950 | Merwin Hodel | Jr. | 169 | 757 | 3.9 | 15 |
| 1951 | Merwin Hodel | Sr. | 137 | 597 | 4.4 | 6 |
| 1952 | Ralph Curtis | Sr. | 139 | 664 | 4.8 | 8 |
| 1953 | Emerson Wilson | So. | 118 | 591 | 5.0 | 6 |
| 1954 | John Bayuk | So. | 145 | 824 | 5.7 | 11 |
| 1955 | John Bayuk | Jr. | 95 | 460 | 4.8 | 2 |
| 1956 | John Bayuk | Sr. | 127 | 659 | 5.2 | 11 |
| 1957 | Bob Stransky | Sr. | 183 | 1,097 | 6.0 | 12 |
| 1958 | Howard Cook | Sr. | 120 | 625 | 5.2 | 9 |
| 1959 | Dave Rife | Jr. | 96 | 275 | 2.9 | 2 |
| 1960 | Chuck Weiss | Sr. | 108 | 391 | 3.6 | 5 |
| 1961 | Ted Woods | Sr. | 107 | 525 | 4.9 | 3 |
| 1962 | Bill Harris | Jr. | 157 | 582 | 3.7 | 2 |
| 1963 | Noble Milton | Sr. | 117 | 487 | 4.2 | 3 |
| 1964 | Robert Lee | So. | 89 | 310 | 3.5 | 3 |
| 1965 | William Harris | So. | 142 | 680 | 4.8 | 3 |
| 1966 | Wilmer Cooks | Jr. | 159 | 594 | 3.7 | 10 |
| 1967 | Bobby Anderson | So. | 166 | 625 | 3.8 | 7 |
| 1968 | Bobby Anderson | Jr. | 183 | 788 | 4.3 | 9 |
| 1969 | Bobby Anderson | Sr. | 219 | 954 | 4.4 | 18 |
| 1970 | Ward Walsh | Sr. | 117 | 679 | 5.8 | 4 |
| 1971 | Charlie Davis | So. | 219 | 1,386 | 6.3 | 10 |
| 1972 | Charlie Davis | Jr. | 201 | 926 | 4.6 | 12 |
| 1973 | Charlie Davis | Sr. | 118 | 646 | 5.5 | 2 |
| 1974 | Billy Waddy | So. | 157 | 765 | 4.9 | 6 |
| 1975 | Terry Kunz | Sr. | 160 | 882 | 5.5 | 10 |
| 1976 | Tony Reed | Sr. | 264 | 1,210 | 4.6 | 5 |
| 1977 | James Mayberry | Jr. | 246 | 1,299 | 5.3 | 9 |
| 1978 | James Mayberry | Sr. | 230 | 920 | 4.0 | 13 |
| 1979 | Lance Olander | Jr. | 88 | 440 | 5.0 | 0 |
| 1980 | Lance Olander | Sr. | 130 | 611 | 4.7 | 2 |
| 1981 | Lee Rouson | Fr. | 159 | 656 | 4.1 | 6 |
| 1982 | Richard Johnson | Sr. | 117 | 584 | 5.0 | 6 |
| 1983 | Lee Rouson | Jr. | 120 | 494 | 4.1 | 0 |
| 1984 | Lee Rouson | Sr. | 199 | 725 | 3.6 | 4 |
| 1985 | Anthony Weatherspoon | So. | 140 | 569 | 4.1 | 2 |
| 1986 | O.C. Oliver | Fr. | 136 | 668 | 4.9 | 6 |
| 1987 | Sal Aunese | So. | 122 | 612 | 5.0 | 6 |
| 1988 | Eric Bieniemy | So. | 219 | 1,243 | 5.7 | 10 |
| 1989 | J. J. Flannigan | Sr. | 164 | 1,187 | 7.2 | 18 |
| 1990 | Eric Bieniemy | Sr. | 288 | 1,628 | 5.7 | 17 |
| 1991 | Lamont Warren | Fr. | 157 | 830 | 5.3 | 7 |
| 1992 | Lamont Warren | So. | 148 | 512 | 3.5 | 8 |
| 1993 | Lamont Warren | Jr. | 183 | 900 | 4.9 | 7 |
| 1994 | Rashaan Salaam | Jr. | 298 | 2,055 | 6.9 | 24 |
| 1995 | Herchell Troutman | So. | 171 | 826 | 4.8 | 5 |
| 1996 | Herchell Troutman | Jr. | 193 | 804 | 4.2 | 4 |
| 1997 | Herchell Troutman | Sr. | 155 | 613 | 4.0 | 4 |
| 1998 | Marlon Barnes | Sr. | 121 | 572 | 4.7 | 3 |
| 1999 | Cortlen Johnson | So. | 172 | 835 | 4.9 | 8 |
| 2000 | Cortlen Johnson | Jr. | 144 | 622 | 4.3 | 8 |
| 2001 | Chris Brown | So. | 190 | 946 | 5.0 | 16 |
| 2002 | Chris Brown | Jr. | 275 | 1,744 | 6.3 | 18 |
| 2003 | Brian Calhoun | So. | 195 | 810 | 4.2 | 5 |
| 2004 | Bobby Purify | Sr. | 209 | 1,017 | 4.9 | 9 |
| 2005 | Hugh Charles | So. | 176 | 842 | 4.8 | 6 |
| 2006 | Hugh Charles | Jr. | 139 | 779 | 5.6 | 1 |
| 2007 | Hugh Charles | Sr. | 185 | 989 | 5.3 | 8 |
| 2008 | Rodney Stewart | Fr. | 132 | 622 | 4.7 | 2 |
| 2009 | Rodney Stewart | So. | 198 | 804 | 4.1 | 9 |
| 2010 | Rodney Stewart | Jr. | 290 | 1,318 | 4.5 | 10 |
| 2011 | Rodney Stewart | Sr. | 189 | 854 | 4.5 | 4 |
| 2012 | Christian Powell | Fr. | 158 | 691 | 4.4 | 7 |
| 2013 | Christian Powell | So. | 147 | 562 | 3.8 | 3 |
| 2014 | Christian Powell | Jr. | 85 | 448 | 5.3 | 4 |
| 2015 | Phillip Lindsay | So. | 140 | 653 | 4.7 | 6 |

## PASSING

| Year | Player | Class | Att-Com-Int | Pct. | Yards | TD |
|---|---|---|---|---|---|---|
| 1935 | Kayo Lam | Sr. | ?- 20- ? | ..... | 286 | 5 |
| 1936 | Byron White | Jr. | 33- 9- 5 | 27.3 | 120 | 1 |
| 1937 | Byron White | Sr. | 43- 21- 7 | 48.8 | 475 | 2 |
| 1946 | Maurice Reilly | Sr. | 83- 35-10 | 42.2 | 551 | 4 |
| 1947 | Don Evans | So. | 35- 20- 4 | 57.1 | 383 | 2 |
| 1948 | Harry Narcisian | Sr. | 77- 30-12 | 39.0 | 521 | 5 |
| 1949 | Bob Manire | Sr. | 48- 24- 3 | 50.0 | 299 | 1 |
| 1950 | Zack Jordan | So. | 103- 55-10 | 53.4 | 823 | 3 |
| 1951 | Zack Jordan | Jr. | 123- 62- 7 | 50.4 | 897 | 6 |
| 1952 | Zack Jordan | Sr. | 85- 42- 5 | 49.4 | 567 | 4 |
| 1953 | Frank Bernardi | Jr. | 22- 11- 3 | 50.0 | 176 | 2 |
| 1954 | Carroll Hardy | Sr. | 25- 13- 4 | 52.0 | 189 | 1 |
| 1955 | Dick Hyson | So. | 36- 15- 3 | 41.7 | 358 | 4 |
| 1956 | Boyd Dowler | So. | 26- 13- 3 | 50.0 | 136 | 3 |
| 1957 | Bob Stransky | Sr. | 32- 18- 2 | 56.3 | 290 | 3 |
| 1958 | Boyd Dowler | Sr. | 77- 35- 2 | 45.5 | 320 | 1 |
| 1959 | Gale Weidner | So. | 207-100-13 | 48.3 | 1,200 | 7 |
| 1960 | Gale Weidner | Jr. | 111- 45- 7 | 40.5 | 732 | 3 |
| 1961 | Gale Weidner | Sr. | 162- 73-12 | 45.1 | 1,101 | 8 |
| 1962 | Frank Cesarek | So. | 167- 78-12 | 46.7 | 786 | 5 |
| 1963 | Frank Cesarek | Jr. | 95- 45- 2 | 47.4 | 612 | 2 |
| 1964 | Bernie McCall | So. | 87- 48- 8 | 55.2 | 569 | 1 |
| 1965 | Bernie McCall | Jr. | 181- 84-13 | 46.4 | 1,175 | 2 |
| 1966 | Bernie McCall | Sr. | 93- 45- 7 | 48.4 | 588 | 1 |
| 1967 | Bob Anderson | So. | 110- 63- 5 | 57.3 | 733 | 2 |
| 1968 | Bob Anderson | Jr. | 222-112-12 | 50.5 | 1,341 | 7 |
| 1969 | Paul Arendt | So. | 75- 34- 4 | 45.3 | 563 | 1 |
| 1970 | Jim Bratten | Sr. | 151- 64- 9 | 42.4 | 771 | 2 |
| 1971 | Ken Johnson | So. | 163 -64-12 | 39.3 | 1,126 | 8 |
| 1972 | Ken Johnson | Jr. | 182 -83- 7 | 45.6 | 1,044 | 5 |
| 1973 | Clyde Crutchmer | So. | 89 -50- 8 | 56.2 | 722 | 5 |
| 1974 | David Williams | Jr. | 139 -73- 9 | 52.5 | 899 | 3 |
| 1975 | David Williams | Sr. | 172-103- 5 | 59.9 | 1,282 | 7 |
| 1976 | Jeff Knapple | So. | 136- 60-10 | 44.1 | 904 | 3 |
| 1977 | Jeff Knapple | Jr. | 180- 79-13 | 43.9 | 1,203 | 4 |
| 1978 | Bill Solomon | Jr. | 158- 77- 9 | 48.7 | 944 | 3 |
| 1979 | Bill Solomon | Sr. | 184- 91-13 | 49.5 | 1,174 | 10 |
| 1980 | Scott Kingdom | Sr. | 113- 45- 8 | 39.8 | 619 | 3 |
| 1981 | Randy Essington | So. | 197- 95- 9 | 48.2 | 1,199 | 6 |
| 1982 | Randy Essington | Jr. | 219-109-13 | 49.8 | 1,121 | 2 |
| 1983 | Steve Vogel | Jr. | 236-110-12 | 46.6 | 1,385 | 12 |
| 1984 | Steve Vogel | Sr. | 224-100- 8 | 44.6 | 1,432 | 9 |
| 1985 | Mark Hatcher | So. | 51- 16- 5 | 31.4 | 325 | 1 |
| 1986 | Mark Hatcher | Jr. | 66- 28- 7 | 42.4 | 493 | 2 |
| 1987 | Sal Aunese | So. | 51- 23- 1 | 45.1 | 522 | 3 |
| 1988 | Sal Aunese | Jr. | 106- 44- 5 | 41.5 | 1,004 | 2 |
| 1989 | Darian Hagan | So. | 85- 48- 4 | 56.5 | 1,002 | 4 |
| 1990 | Darian Hagan | Jr. | 163- 75- 8 | 46.0 | 1,538 | 11 |
| 1991 | Darian Hagan | Sr. | 170- 88- 6 | 51.8 | 1,228 | 12 |
| 1992 | Kordell Stewart | So. | 252-151- 9 | 59.9 | 2,109 | 12 |
| 1993 | Kordell Stewart | Jr. | 294-157- 7 | 53.4 | 2,299 | 11 |
| 1994 | Kordell Stewart | Sr. | 237-147- 3 | 62.0 | 2,071 | 10 |
| 1995 | John Hessler | So. | 266-154- 9 | 57.9 | 2,136 | 20 |
| 1996 | Koy Detmer | Sr. | 363-208-12 | 57.3 | 3,156 | 22 |
| 1997 | John Hessler | Sr. | 338-181-16 | 53.6 | 2,478 | 14 |
| 1998 | Mike Moschetti | Jr. | 276-162- 7 | 58.7 | 2,104 | 15 |
| 1999 | Mike Moschetti | Sr. | 331-204-12 | 61.6 | 2,693 | 18 |
| 2000 | Craig Ochs | Fr. | 245-145- 7 | 59.2 | 1,778 | 7 |
| 2001 | Bobby Pesavento | Sr. | 139- 85- 4 | 61.2 | 1,234 | 8 |
| 2002 | Robert Hodge | Sr. | 245-131- 6 | 53.5 | 1,547 | 12 |
| 2003 | Joel Klatt | So. | 358-233-10 | 65.1 | 2,614 | 21 |
| 2004 | Joel Klatt | Jr. | 334-192-15 | 57.5 | 2,065 | 9 |
| 2005 | Joel Klatt | Sr. | 400-241- 8 | 60.3 | 2,696 | 14 |
| 2006 | Bernard Jackson | Jr. | 219-108- 7 | 49.3 | 1,298 | 7 |
| 2007 | Cody Hawkins | Fr. | 424-239-15 | 56.4 | 2,693 | 19 |
| 2008 | Cody Hawkins | So. | 320-183-10 | 57.2 | 1,892 | 17 |
| 2009 | Tyler Hansen | So. | 231-129- 7 | 55.8 | 1,440 | 8 |
| 2010 | Cody Hawkins | Sr. | 231-124- 5 | 53.7 | 1,547 | 14 |
| 2011 | Tyler Hansen | Sr. | 412-231-11 | 56.1 | 2,883 | 20 |
| 2012 | Jordan Webb | Jr. | 265-144- 8 | 54.3 | 1,434 | 8 |
| 2013 | Sefo Liufau | Fr. | 251-149- 8 | 59.4 | 1,779 | 12 |
| 2014 | Sefo Liufau | So. | 498-325-15 | 65.3 | 3,200 | 28 |
| 2015 | Sefo Liufau | Jr. | 344-214- 6 | 62.2 | 2,418 | 9 |

## RECEIVING (All)

| Year | Player | Class | No. | Yards | Avg. | TD |
|---|---|---|---|---|---|---|
| 1946 | John Zisch (E) | So. | 16 | 241 | 15.1 | 1 |
| 1947 | Malcolm Miller (B) | So. | 14 | 188 | 13.4 | 0 |
| 1948 | Ed Pudlik | Sr. | 12 | 238 | 19.8 | 6 |
| 1949 | Merwin Hodel (B) | So. | 14 | 174 | 12.4 | 1 |
| 1950 | Chuck Mosher (B) | Jr. | 18 | 366 | 20.3 | 2 |
| 1951 | Woody Shelton | Jr. | 14 | 254 | 18.1 | 2 |
| 1952 | Roger Williams (QB) | Sr. | 22 | 243 | 17.4 | 2 |
| 1953 | Gary Knafelc | Sr. | 22 | 451 | 20.5 | 8 |
| 1954 | Frank Bernardi (B) | Sr. | 8 | 170 | 21.3 | 3 |
| 1955 | Frank Clarke | Jr. | 13 | 407 | 31.3 | 5 |
| 1956 | Frank Clarke | Sr. | 7 | 124 | 17.7 | 2 |
| 1957 | Boyd Dowler (QB) | Jr. | 26 | 380 | 14.6 | 2 |
| 1958 | Boyd Dowler (QB) | Sr. | 10 | 154 | 15.4 | 3 |
| 1959 | Gary Henson | So. | 11 | 201 | 18.3 | 2 |
| 1960 | Jerry Hillebrand (E) | Jr. | 11 | 218 | 19.8 | 1 |
| 1961 | Jerry Hillebrand (E) | Sr. | 17 | 282 | 16.6 | 4 |
| 1962 | John McGuire | So. | 36 | 376 | 10.4 | 2 |
| 1963 | Bill Symons | Jr. | 14 | 197 | 14.1 | 0 |
| 1964 | Bill Symons | Sr. | 27 | 267 | 9.9 | 0 |
| 1965 | George Lewark | So. | 18 | 278 | 15.4 | 1 |
| 1966 | Larry Plantz | So. | 22 | 354 | 16.1 | 3 |
| 1967 | Monte Huber | So. | 45 | 486 | 10.8 | 1 |
| 1968 | Monte Huber | Jr. | 38 | 462 | 12.2 | 2 |
| 1969 | Monte Huber | Sr. | 28 | 488 | 17.4 | 2 |
| 1970 | Cliff Branch | Jr. | 23 | 335 | 14.6 | 0 |
| 1971 | Willie Nichols | Sr. | 16 | 316 | 19.8 | 4 |
| 1972 | J. V. Cain (TE) | Jr. | 30 | 407 | 13.6 | 0 |
| 1973 | J. V. Cain (TE) | Sr. | 23 | 293 | 12.7 | 2 |
| 1974 | Dave Logan | Jr. | 21 | 273 | 13.0 | 0 |
| 1975 | Dave Logan | Sr. | 24 | 392 | 16.3 | 0 |
| 1976 | Tony Reed (RB) | Sr. | 19 | 128 | 6.7 | 0 |
| 1977 | Bob Niziolek (TE) | So. | 29 | 416 | 14.3 | 3 |
| 1978 | Greg Howard | Jr. | 28 | 374 | 13.4 | 2 |
| 1979 | Kazell Pugh | Sr. | 23 | 375 | 16.3 | 3 |
| 1980 | Ricky Ward | Jr. | 25 | 428 | 17.1 | 0 |
| 1981 | Dave Hestera (TE) | So. | 21 | 202 | 9.6 | 0 |
| 1982 | Dave Hestera (TE) | Jr. | 41 | 489 | 11.9 | 1 |
| 1983 | Loy Alexander | Jr. | 39 | 557 | 14.3 | 6 |
| 1984 | Jon Embree (TE) | So. | 51 | 680 | 13.3 | 3 |
| 1985 | Jon Embree (TE) | Jr. | 9 | 140 | 15.6 | 1 |
| 1986 | Lance Carl | Jr. | 9 | 171 | 19.0 | 2 |
| 1987 | Lance Carl | Sr. | 15 | 270 | 18.0 | 0 |
| 1988 | Jeff Campbell | Jr. | 15 | 466 | 31.1 | 1 |
| 1989 | Mike Pritchard | Jr. | 12 | 292 | 24.3 | 2 |
| 1990 | Mike Pritchard | Sr. | 28 | 733 | 26.2 | 6 |
| 1991 | Sean Brown (TE) | Sr. | 24 | 300 | 12.5 | 4 |
| 1992 | Michael Westbrook | So. | 76 | 1,060 | 13.9 | 8 |
| 1993 | Charles Johnson | Sr. | 57 | 1,082 | 19.0 | 9 |
| 1994 | Michael Westbrook | Sr. | 36 | 689 | 19.1 | 4 |
| 1995 | Rae Carruth | Jr. | 53 | 1,008 | 19.0 | 9 |
| 1996 | Rae Carruth | Sr. | 54 | 1,116 | 20.7 | 8 |
| 1997 | Phil Savoy | Sr. | 43 | 659 | 15.3 | 5 |
| 1998 | Darrin Chiaverini | Sr. | 52 | 630 | 12.1 | 5 |
| 1999 | Javon Green | Jr. | 40 | 663 | 16.6 | 7 |
| 2000 | Javon Green | Sr. | 48 | 699 | 14.6 | 4 |
| 2001 | Daniel Graham (TE) | Sr. | 51 | 753 | 14.8 | 6 |
| 2002 | Derek McCoy | Jr. | 41 | 643 | 15.7 | 7 |
| 2003 | D.J. Hackett | Sr. | 78 | 1,013 | 13.0 | 7 |
| 2004 | Evan Judge | Jr. | 29 | 336 | 11.6 | 3 |
| 2005 | Dusty Sprague | So. | 43 | 468 | 10.9 | 1 |
| 2006 | Riar Geer (TE) | Fr. | 24 | 261 | 10.9 | 3 |
| 2007 | Scotty McKnight | Fr. | 43 | 488 | 11.3 | 4 |
| 2008 | Scotty McKnight | So. | 46 | 519 | 11.3 | 5 |
| 2009 | Scotty McKnight | Jr. | 76 | 893 | 11.8 | 6 |
| 2010 | Scotty McKnight | Sr. | 50 | 621 | 12.4 | 7 |
| 2011 | Rodney Stewart (RB) | Sr. | 45 | 571 | 12.7 | 0 |
| 2012 | Nelson Spruce | Fr. | 44 | 446 | 10.1 | 3 |
| 2013 | Paul Richardson | Jr. | 83 | 1,343 | 16.2 | 10 |
| 2014 | Nelson Spruce | Jr. | 106 | 1,198 | 11.3 | 12 |
| 2015 | Nelson Spruce | Sr. | 89 | 1,053 | 11.8 | 4 |

## RECEIVING (Tight Ends Only)

| Year | Player | Class | No. | Yards | Avg. | TD |
|---|---|---|---|---|---|---|
| 1964 | Sam Harris | So. | 12 | 134 | 11.2 | 1 |
| 1965 | Gary Polumbus | Jr. | 9 | 112 | 12.4 | 0 |
| 1966 | Mike Martin | Sr. | 8 | 97 | 12.2 | 0 |
| 1967 | Mike Pruett | So. | 7 | 131 | 18.7 | 2 |
| 1968 | Jim Cooch | So. | 13 | 169 | 13.0 | 0 |
| 1969 | Bob Masten | So. | 11 | 177 | 16.1 | 0 |
| 1970 | Bob Masten | Jr. | 12 | 118 | 9.8 | 0 |
| 1971 | Bob Masten | Sr. | 11 | 214 | 19.5 | 1 |
| 1972 | J.V. Cain | Jr. | 30 | 407 | 13.6 | 0 |
| 1973 | J.V. Cain | Sr. | 23 | 293 | 12.7 | 2 |
| 1974 | Don Hasselbeck | So. | 10 | 120 | 12.0 | 0 |
| 1975 | Don Hasselbeck | Jr. | 22 | 235 | 10.7 | 3 |
| 1976 | Don Hasselbeck | Sr. | 14 | 214 | 15.3 | 0 |
| 1977 | Bob Niziolek | So. | 29 | 416 | 14.3 | 3 |
| 1978 | Greg Howard | Jr. | 28 | 374 | 13.4 | 2 |
| 1979 | Greg Willett | So. | 16 | 165 | 10.3 | 1 |

| | | | | | | |
|---|---|---|---|---|---|---|
| 1980 | Bob Niziolek | Sr. | 13 | 134 | 10.3 | 1 |
| 1981 | Dave Hestera | So. | 21 | 202 | 9.6 | 0 |
| 1982 | Dave Hestera | Jr. | 41 | 489 | 11.9 | 1 |
| 1983 | Dave Hestera | Sr. | 29 | 366 | 12.6 | 1 |
| 1984 | Jon Embree | So. | 51 | 680 | 13.3 | 3 |
| 1985 | Jon Embree | Jr. | 9 | 140 | 15.6 | 1 |
| 1986 | Jon Embree | Sr. | 8 | 153 | 19.1 | 0 |
| 1987 | George Hemingway | Fr. | 4 | 72 | 18.0 | 1 |
| 1988 | John Perak | Jr. | 4 | 82 | 20.5 | 0 |
| 1989 | John Perak | Sr. | 8 | 92 | 11.5 | 0 |
| 1990 | Jon Boman | Jr. | 9 | 97 | 10.8 | 0 |
| 1991 | Sean Brown | Sr. | 24 | 300 | 12.5 | 4 |
| 1992 | Christian Fauria | So. | 31 | 326 | 10.5 | 5 |
| 1993 | Christian Fauria | Jr. | 30 | 351 | 11.7 | 1 |
| 1994 | Christian Fauria | Sr. | 35 | 356 | 10.2 | 3 |
| 1995 | Matt Lepsis | Jr. | 25 | 341 | 13.6 | 2 |
| 1996 | Brody Heffner Liddiard | Fr. | 20 | 288 | 14.4 | 2 |
| 1997 | Brody Heffner Liddiard | So. | 16 | 224 | 14.0 | 0 |
| 1998 | Tom Ashworth | So. | 10 | 135 | 13.5 | 0 |
| 1999 | Daniel Graham | So. | 19 | 264 | 13.9 | 4 |
| 2000 | Daniel Graham | Jr. | 33 | 443 | 13.4 | 1 |
| 2001 | Daniel Graham | Sr. | 51 | 753 | 14.8 | 6 |
| 2002 | Beau Williams | Sr. | 11 | 123 | 11.2 | 1 |
| 2003 | Joe Klopfenstein | So. | 20 | 190 | 9.5 | 4 |
| 2004 | Joe Klopfenstein | Jr. | 28 | 284 | 10.1 | 4 |
| 2005 | Joe Klopfenstein | Sr. | 32 | 463 | 14.5 | 4 |
| 2006 | Riar Geer | Fr. | 24 | 261 | 10.9 | 3 |
| 2007 | Tyson DeVree | Sr. | 28 | 308 | 11.0 | 6 |
| 2008 | Patrick Devenny | Jr. | 14 | 116 | 8.3 | 2 |
| 2009 | Riar Geer | Sr. | 36 | 402 | 11.2 | 4 |
| 2010 | Ryan Deehan | Jr. | 25 | 249 | 10.0 | 1 |
| 2011 | Ryan Deehan | Sr. | 24 | 322 | 13.4 | 1 |
| 2012 | Nick Kasa | Sr. | 25 | 391 | 15.6 | 3 |
| 2013 | Scott Fernandez | Sr. | 9 | 97 | 10.8 | 1 |
| 2014 | Kyle Slavin | Sr. | 11 | 111 | 10.1 | 0 |
| 2015 | Sean Irwin | Jr. | 15 | 248 | 16.5 | 0 |

## SCORING

| Year | Player | Class | TD | PAT | FG | Points |
|---|---|---|---|---|---|---|
| 1936 | Byron White | Jr. | 8 | 7-8 | 0-0 | 55 |
| 1937 | Byron White | Sr. | 16 | 23-24 | 1-1 | 122 |
| 1940 | Leo Stasica | Sr. | 10 | 0-0 | 0-0 | 60 |
| 1943 | Bob Dal Porto | Sr. | 7 | 0-0 | 0-0 | 42 |
| 1946 | Maurice Reilly | Sr. | 2 | 0-0 | 0-0 | 12 |
| | Roland Gregory | Fr. | 2 | 0-0 | 0-0 | 12 |
| | Edward Pudlik | So. | 2 | 0-0 | 0-0 | 12 |
| | Dick Schrepferman | Fr. | 2 | 0-0 | 0-0 | 12 |
| 1947 | Dick Schrepferman | So. | 3 | 0-0 | 0-0 | 18 |
| 1948 | Harry Narcisian | Sr. | 8 | 0-1 | 0-0 | 48 |
| 1949 | Merwin Hodel | So. | 7 | 0-0 | 0-0 | 42 |
| 1950 | Merwin Hodel | Jr. | 15 | 0-1 | 0-0 | 90 |
| 1951 | Roger Williams | Jr. | 3 | 35-42 | 0-0 | 53 |
| 1952 | Roger Williams | Sr. | 3 | 27-36 | 1-1 | 48 |
| 1953 | Gary Knafelc | Sr. | 8 | 0-0 | 0-0 | 48 |
| 1954 | Carroll Hardy | Sr. | 9 | 14-19 | 0-0 | 68 |
| 1955 | Frank Clarke | Jr. | 5 | 0-0 | 0-0 | 30 |
| 1956 | John Bayuk | Sr. | 11 | 0-0 | 0-0 | 66 |
| 1957 | Bob Stransky | Sr. | 12 | 5-6 | 0-0 | 77 |
| 1958 | Howard Cook | Sr. | 9 | 5-10 | 1-1 | 62 |
| 1959 | Gale Weidner | So. | 6 | 0-0 | 0-0 | 36 |
| 1960 | Chuck Weiss | Sr. | 5 | 0-0 | 0-0 | 30 |
| 1961 | Jerry Hillebrand | Sr. | 4 | 14-18 | 3-11 | 47 |
| 1962 | Frank Cesarek | So. | 4 | 6-9 | 0-0 | 30 |
| 1963 | Bill Harris | Sr. | 7 | 0-0 | 0-0 | 42 |
| 1964 | Ben Howe | Sr. | 4 | 0-0 | 0-0 | 24 |
| 1965 | Frank Rogers | Sr. | 1 | 16-18 | 13-17 | 61 |
| 1966 | Wilmer Cooks | Jr. | 10 | 0-0 | 0-0 | 60 |
| 1967 | Wilmer Cooks | Sr. | 10 | 0-0 | 0-0 | 60 |
| 1968 | Bobby Anderson | Jr. | 9 | 1-1 | 0-0 | 56 |
| 1969 | Bobby Anderson | Sr. | 19 | 0-0 | 0-0 | 114 |
| 1970 | Dave Haney | Sr. | 0 | 34-36 | 12-18 | 70 |
| 1971 | Cliff Branch | Sr. | 11 | 1-1 | 0-0 | 68 |
| 1972 | Charlie Davis | Jr. | 14 | 0-0 | 0-0 | 84 |
| 1973 | Fred Lima | Sr. | 0 | 24-26 | 6-11 | 42 |
| 1974 | Terry Kunz | Jr. | 9 | 0-0 | 0-0 | 54 |
| 1975 | Terry Kunz | Sr. | 11 | 0-0 | 0-0 | 66 |
| 1976 | Jim Kelleher | Sr. | 15 | 0-0 | 0-0 | 90 |
| 1977 | James Mayberry | Jr. | 9 | 0-0 | 0-0 | 54 |
| | Pete Dadiotis | Jr. | 0 | 24-26 | 8-16 | 54 |
| 1978 | James Mayberry | Sr. | 13 | 0-0 | 0-0 | 78 |
| 1979 | Tom Field | Fr. | 0 | 18-19 | 10-14 | 48 |
| 1980 | Tom Field | So. | 0 | 20-21 | 2-7 | 26 |
| 1981 | Lee Rouson | Fr. | 7 | 0-0 | 0-0 | 42 |
| 1982 | Richard Johnson | Sr. | 10 | 0-0 | 0-0 | 60 |
| 1983 | Tom Field | Sr. | 0 | 28-30 | 10-14 | 58 |
| 1984 | Dave DeLine | So. | 0 | 12-12 | 9-14 | 39 |
| 1985 | Mark Hatcher | So. | 10 | 0-0 | 0-0 | 60 |
| 1986 | Dave DeLine | Sr. | 0 | 28-29 | 8-17 | 52 |
| 1987 | Sal Aunese | So. | 6 | 0-0 | 0-0 | 36 |
| | Eric Bieniemy | Fr. | 6 | 0-0 | 0-0 | 36 |
| 1988 | Eric Bieniemy | So. | 10 | 1-1 | 0-0 | 62 |
| 1989 | J. J. Flannigan | Sr. | 18 | 0-0 | 0-0 | 108 |
| 1990 | Eric Bieniemy | Sr. | 17 | 0-0 | 0-0 | 102 |
| 1991 | Jim Harper | Sr. | 0 | 30-33 | 8-13 | 54 |
| 1992 | Michael Westbrook | So. | 8 | 1-0 | 0-0 | 50 |
| 1993 | Mitch Berger | Sr. | 0 | 37-39 | 13-19 | 76 |
| 1994 | Rashaan Salaam | Jr. | 24 | 0-0 | 0-0 | 144 |
| 1995 | Neil Voskeritchian | Sr. | 0 | 45-45 | 12-17 | 81 |
| 1996 | Rae Carruth | Sr. | 10 | 0-0 | 0-0 | 60 |
| 1997 | Jeremy Aldrich | So. | 0 | 29-32 | 12-14 | 65 |
| 1998 | Jeremy Aldrich | Jr. | 0 | 22-26 | 16-22 | 70 |
| 1999 | Jeremy Aldrich | Sr. | 0 | 36-37 | 16-24 | 84 |
| 2000 | Cortlen Johnson | Jr. | 9 | 0-0 | 0-0 | 54 |
| 2001 | Chris Brown | So. | 16 | 0-0 | 0-0 | 96 |
| 2002 | Chris Brown | Jr. | 18 | 0-0 | 0-0 | 108 |
| 2003 | Derek McCoy | Sr. | 11 | 0-0 | 0-0 | 66 |
| 2004 | Mason Crosby | So. | 0 | 28-30 | 19-23 | 85 |
| 2005 | Mason Crosby | Jr. | 0 | 31-31 | 21-28 | 94 |
| 2006 | Mason Crosby | Sr. | 0 | 19-19 | 19-28 | 76 |
| 2007 | Kevin Eberhart | Sr. | 0 | 38-39 | 15-23 | 83 |
| 2008 | Aric Goodman | So. | 0 | 30-31 | 5-14 | 45 |
| 2009 | Aric Goodman | Jr. | 0 | 31-32 | 10-18 | 61 |
| 2010 | Aric Goodman | Sr. | 0 | 32-33 | 10-15 | 62 |
| 2011 | Will Oliver | Fr. | 0 | 29-31 | 11-16 | 62 |
| 2012 | Will Oliver | So. | 0 | 28-28 | 6- 8 | 46 |
| 2013 | Will Oliver | Jr. | 0 | 30-30 | 17-24 | 81 |
| 2014 | Will Oliver | Sr. | 0 | 42-42 | 16-21 | 90 |
| 2015 | Diego Gonzalez | Jr. | 0 | 35-35 | 18-29 | 89 |

## PUNTING

| Year | Player | Class | No. | Yards | Avg. | Long | In 20 |
|---|---|---|---|---|---|---|---|
| 1935 | Kayo Lam | Sr. | 32 | 1,287 | 40.2 | … | … |
| 1936 | Byron White | Jr. | 53 | 2,124 | 40.1 | … | … |
| 1937 | Byron White | Sr. | 63 | 2,679 | 42.9 | 83 | … |
| 1946 | Don Evans | So. | 54 | 2,208 | 40.9 | 55 | … |
| 1947 | Don Evans | Jr. | 50 | 1,899 | 38.0 | 61 | … |
| 1948 | Don Evans | Sr. | 54 | 2,098 | 38.9 | … | … |
| 1949 | Bob Manire | Sr. | 35 | 1,463 | 41.8 | … | … |
| 1950 | Zack Jordan | So. | 38 | 1,830 | 48.2 | … | … |
| 1951 | Zack Jordan | Jr. | 43 | 1,751 | 40.7 | 69 | 4 |
| 1952 | Zack Jordan | Sr. | 56 | 2,532 | 45.2 | 78 | 12 |
| 1953 | Carroll Hardy | Jr. | 17 | 732 | 43.1 | 77 | 5 |
| 1954 | Carroll Hardy | Sr. | 26 | 1,122 | 43.2 | 75 | 3 |
| 1955 | Homer Jenkins | Sr. | 32 | 1,364 | 42.7 | 70 | 7 |
| 1956 | Boyd Dowler | So. | 41 | 1,788 | 43.6 | 70 | 6 |
| 1957 | Boyd Dowler | Jr. | 32 | 1,349 | 42.2 | 69 | 9 |
| 1958 | Boyd Dowler | Sr. | 33 | 1,486 | 45.0 | 65 | 13 |
| 1959 | Chuck McBride | So. | 47 | 1,720 | 36.6 | 61 | 9 |
| 1960 | Chuck McBride | Jr. | 55 | 1,925 | 35.0 | 50 | 9 |
| 1961 | Chuck McBride | Sr. | 43 | 1,573 | 36.6 | 65 | 10 |
| 1962 | Ken Blair | Sr. | 45 | 1,749 | 38.9 | 73 | 7 |
| 1963 | Bill Symons | Jr. | 53 | 2,050 | 38.7 | 72 | 12 |
| 1964 | Sam Harris | So. | 47 | 1,679 | 35.7 | 62 | 15 |
| 1965 | Dick Anderson | So. | 52 | 1,878 | 36.1 | 62 | 12 |
| 1966 | Dan Kelly | So. | 31 | 1,027 | 33.1 | 54 | 3 |
| 1967 | Dick Anderson | Sr. | 19 | 792 | 41.7 | 56 | 7 |
| 1968 | Dick Robert | So. | 49 | 1,792 | 36.6 | 53 | 6 |
| 1969 | Dick Robert | Jr. | 70 | 2,717 | 38.8 | 62 | 15 |
| 1970 | John Stearns | So. | 37 | 1,375 | 37.2 | 60 | 9 |
| 1971 | John Stearns | Jr. | 49 | 1,730 | 35.3 | 54 | 11 |
| 1972 | John Stearns | Sr. | 26 | 1,038 | 39.9 | 59 | 5 |
| 1973 | Stan Koleski | Fr. | 29 | 1,107 | 38.2 | 61 | 4 |
| 1974 | Stan Koleski | So. | 59 | 2,257 | 38.3 | 70 | 19 |
| 1975 | Stan Koleski | Jr. | 45 | 1,794 | 39.9 | 62 | 12 |
| 1976 | Stan Koleski | Sr. | 62 | 2,479 | 40.0 | 69 | 16 |
| 1977 | Jeff Knapple | Jr. | 44 | 1,706 | 38.8 | 60 | 14 |
| 1978 | Steve Doolittle | So. | 41 | 1,737 | 42.4 | 69 | 7 |
| 1979 | Lance Olander | Sr. | 50 | 2,099 | 42.0 | 62 | 10 |
| 1980 | Art Woods | So. | 47 | 1,943 | 41.3 | 63 | 13 |
| 1981 | Art Woods | Jr. | 76 | 3,004 | 39.5 | 61 | 18 |
| 1982 | Art Woods | Sr. | 69 | 2,799 | 40.6 | 58 | 5 |
| 1983 | Allen Braun | Jr. | 62 | 2,463 | 39.7 | 59 | 10 |
| 1984 | Allen Braun | Sr. | 67 | 2,372 | 35.4 | 51 | 11 |
| 1985 | Barry Helton | So. | 52 | 2,390 | 46.0 | 68 | 13 |
| 1986 | Barry Helton | Jr. | 57 | 2,599 | 45.6 | 68 | 17 |
| 1987 | Barry Helton | Sr. | 40 | 1,758 | 44.0 | 58 | 13 |
| 1988 | Keith English | Sr. | 51 | 2,297 | 45.0 | 77 | 21 |
| 1989 | Tom Rouen | Jr. | 36 | 1,651 | 45.9 | 63 | 14 |
| 1990 | Tom Rouen | Sr. | 54 | 2,204 | 40.8 | 65 | 13 |
| 1991 | Mitch Berger | So. | 58 | 2,364 | 40.8 | 63 | 19 |
| 1992 | Mitch Berger | Jr. | 53 | 2,493 | 47.0 | 74 | 9 |
| 1993 | Mitch Berger | Sr. | 57 | 2,320 | 40.7 | 58 | 16 |
| 1994 | Andy Mitchell | Fr. | 35 | 1,341 | 38.3 | 57 | 7 |
| 1995 | Andy Mitchell | So. | 38 | 1,511 | 39.8 | 73 | 7 |
| 1996 | Andy Mitchell | Jr. | 23 | 938 | 40.8 | 64 | 5 |
| 1997 | Nick Pietsch | So. | 35 | 1,359 | 38.8 | 54 | 6 |
| 1998 | Nick Pietsch | Jr. | 54 | 2,243 | 41.5 | 61 | 11 |
| 1999 | Nick Pietsch | Sr. | 45 | 1,799 | 40.0 | 61 | 13 |
| 2000 | Jeremy Flores | Jr. | 59 | 2,247 | 38.1 | 52 | 14 |
| 2001 | Mark Mariscal | Jr. | 37 | 1,647 | 44.5 | 64 | 9 |
| 2002 | Mark Mariscal | Sr. | 61 | 2,941 | 48.2 | 68 | 16 |
| 2003 | John Torp | So. | 63 | 2,679 | 42.5 | 69 | 16 |
| 2004 | John Torp | Jr. | 68 | 3,151 | 46.3 | 63 | 22 |
| 2005 | John Torp | Sr. | 71 | 3,166 | 44.6 | 72 | 24 |
| 2006 | Matt DiLallo | Fr. | 47 | 2,056 | 43.7 | 73 | 14 |
| 2007 | Matt DiLallo | So. | 61 | 2,447 | 40.1 | 57 | 22 |
| 2008 | Matt DiLallo | Jr. | 41 | 1,660 | 40.5 | 64 | 12 |
| 2009 | Matt DiLallo | Sr. | 67 | 2,589 | 38.6 | 57 | 13 |
| 2010 | Zach Grossnickle | Fr. | 60 | 2,368 | 39.5 | 52 | 11 |
| 2011 | Darragh O'Neill | Fr. | 74 | 3,152 | 42.6 | 57 | 21 |
| 2012 | Darragh O'Neill | So. | 76 | 3,307 | 43.5 | 61 | 25 |
| 2013 | Darragh O'Neill | Jr. | 66 | 2,673 | 40.5 | 56 | 22 |
| 2014 | Darragh O'Neill | Sr. | 65 | 2,869 | 44.1 | 62 | 27 |
| 2015 | Alex Kinney | Fr. | 66 | 2,648 | 40.1 | 58 | 23 |

## INTERCEPTIONS

| Year | Player | Class | No. | Yards | Avg. | Long | TD |
|---|---|---|---|---|---|---|---|
| 1936 | Byron White | Jr. | 4 | 50 | 12.5 | … | 0 |
| 1937 | Byron White | Sr. | 4 | 103 | 25.8 | … | 2 |
| 1946 | J.B. Dean | So. | 4 | 4 | 1.0 | 4 | 0 |
| 1947 | Art Tanner | Sr. | 3 | 3 | 1.0 | 3 | 0 |
| 1948 | Three tied with | ... | 2 | (Cook, Miller, Narcisian) | | | |
| 1949 | Two tied with | ... | 3 | (Cantanzaro, Miller) | | | |
| 1950 | Three tied with | ... | 3 | (Brookshier, Graves, Shepherd) | | | |
| 1951 | Cliff Vandeventer | Jr. | 4 | 27 | 6.8 | 13 | 0 |
| 1952 | Roy Shepherd | Sr. | 5 | 54 | 10.8 | 18t | 1 |
| 1953 | Frank Bernardi | Jr. | 5 | 131 | 26.2 | 45 | 1 |
| 1954 | Carroll Hardy | Sr. | 3 | 90 | 30.0 | 75t | 1 |
| 1955 | Two tied with | ... | 2 | (Brandy, Karnoscak) | | | |
| 1956 | Three tied with | ... | 3 | (Cook, Dowler, Stransky) | | | |
| 1957 | Howard Cook | Jr. | 3 | 43 | 14.3 | 20 | 0 |
| 1958 | Boyd Dowler | Sr. | 5 | 38 | 7.6 | 14 | 0 |
| 1959 | Dave Rife | Jr. | 3 | 3 | 1.0 | 3 | 0 |
| 1960 | Reed Johnson | Jr. | 3 | 14 | 4.7 | 14 | 0 |
| 1961 | Two tied with | ... | 2 | (Johnson, Somerville) | | | |
| 1962 | Five tied with | ... | 1 | (Blair, Graham, Harris, Mavity, Melville) | | | |
| 1963 | Leon Mavity | Sr. | 2 | 31 | 15.5 | 31 | 0 |
| 1964 | Ted Somerville | Sr. | 3 | 117 | 39.0 | 92 | 0 |
| 1965 | Hale Irwin | Jr. | 5 | 71 | 14.2 | 33 | 0 |
| 1966 | Dick Anderson | Jr. | 5 | 55 | 11.0 | 28 | 0 |
| 1967 | Dick Anderson | Sr. | 7 | 87 | 12.4 | 28 | 0 |
| 1968 | Two tied with | ... | 2 | (Duncan, Tracy) | | | |
| 1969 | Two tied with | ... | 4 | (Cooch, Irwin) | | | |
| 1970 | John Stearns | So. | 5 | 71 | 14.2 | 37 | 0 |
| 1971 | John Stearns | Jr. | 5 | 158 | 31.6 | 59 | 0 |
| 1972 | Cullen Bryant | Sr. | 7 | 63 | 9.0 | 21t | 1 |
| 1973 | Rich Bland | Sr. | 5 | 76 | 15.2 | 26 | 0 |
| 1974 | Rod Perry | Sr. | 3 | 97 | 32.3 | 54t | 1 |
| 1975 | Two tied with | ... | 3 | (McCoy, Spivey) | | | |
| 1976 | Odis McKinney | Jr. | 5 | 7 | 1.4 | 7 | 0 |
| 1977 | Mike L. Davis | So. | 3 | 4 | 1.3 | 4 | 0 |
| 1978 | Jesse Johnson | Jr. | 3 | 3 | 1.0 | 3 | 0 |
| 1979 | Bill Roe | Sr. | 3 | 96 | 32.0 | 69t | 1 |
| 1980 | Ellis Wood | So. | 4 | 123 | 30.8 | 61 | 0 |
| 1981 | Clyde Riggins | So. | 5 | 48 | 9.6 | 30 | 0 |
| 1982 | Victor Scott | Jr. | 4 | 69 | 17.3 | 30t | 2 |
| 1983 | Two tied with | ... | 4 | (Donaldson, Scott) | | | |
| 1984 | Three tied with | ... | 1 | (Nairn, Pickens, Rubalcaba) | | | |
| 1985 | Lyle Pickens | Sr. | 3 | 23 | 7.7 | 23 | 0 |
| 1986 | Two tied with | ... | 3 | (Schubeck, Solomon) | | | |
| 1987 | Mickey Pruitt | Sr. | 5 | 27 | 5.4 | 18t | 1 |
| 1988 | Tim James | So. | 3 | 30 | 10.0 | 26 | 0 |
| 1989 | Tim James | Jr. | 4 | 33 | 8.3 | 19 | 0 |
| 1990 | Tim James | Sr. | 6 | 57 | 9.5 | 25 | 0 |
| 1991 | Chris Hudson | Fr. | 4 | 111 | 27.8 | 40t | 1 |
| 1992 | Deon Figures | Sr. | 6 | 21 | 3.5 | 14 | 0 |
| 1993 | Two tied with | ... | 4 | (Collier, Hudson) | | | |
| 1994 | Steve Rosga | So. | 4 | 11 | 2.8 | 25 | 0 |

| | | | | | | | |
|---|---|---|---|---|---|---|---|
| 1995 | Elton Davis | So. | 3 | 37 | 12.3 | 33 | 0 |
| 1996 | Steve Rosga | Sr. | 5 | 140 | 28.0 | 100t | 1 |
| 1997 | Two tied with | ... | 3 | (Sutter, Washington) | | | |
| 1998 | Ben Kelly | So. | 4 | 1 | 0.31 | 1 | 0 |
| 1999 | Ben Kelly | Jr. | 5 | 49 | 9.8 | 31 | 0 |
| 2000 | Michael Lewis | Jr. | 3 | 34 | 11.3 | 23 | 0 |
| 2001 | Michael Lewis | Sr. | 5 | 78 | 15.6 | 41t | 1 |
| 2002 | Medford Moorer | Jr. | 4 | 84 | 21.0 | 51t | 1 |
| 2003 | Four tied with | … | 4 | (Billingsley, Brooks, Joseph, Moorer) | | | |
| 2004 | Lorenzo Sims | So. | 5 | 53 | 10.6 | 34 | 0 |
| 2005 | Four tied with | … | 2 | (Billingsley, Burl, Burton, Hubbard) | | | |
| 2006 | Terrence Wheatley | Jr. | 5 | 26 | 5.2 | 15 | 0 |
| 2007 | Terrence Wheatley | Sr. | 5 | 65 | 13.0 | 35t | 1 |
| 2008 | Three tied with | … | 2 | (C.Brown, Mohler, Walters) | | | |
| 2009 | Four tied with | … | 2 | (J.Brown, Burney, Perkins, Smith) | | | |
| 2010 | Jalil Brown | Sr. | 3 | 0 | 0.0 | 0 | 0 |
| 2011 | Jason Espinoza | Sr. | 2 | 33 | 16.5 | 26 | 0 |
| 2012 | Three tied with | … | 1 | (Bell, Major, Mosley) | | | |
| 2013 | Greg Henderson | Jr. | 4 | 82 | 20.5 | 46t | 1 |
| 2014 | Tedric Thompson | So. | 3 | 28 | 9.3 | 20 | 0 |
| 2015 | Two tied with | ... | 2 | (Bell, Thompson) | | | |

## PUNT RETURNS

| Year | Player | Class | No. | Yards | Avg. | Long | TD |
|---|---|---|---|---|---|---|---|
| 1935 | Kayo Lam | Sr. | 25 | 485 | 19.4 | ? | ? |
| 1936 | Byron White | Jr. | 29 | 319 | 11.0 | 38 | 0 |
| 1937 | Byron White | Sr. | 47 | 587 | 12.5 | 97t | 2 |
| 1944 | Bob West | Jr. | 14 | 301 | 21.5 | 98t | 1 |
| 1946 | Maurice Reilly | Sr. | 16 | 190 | 11.9 | 27 | 0 |
| 1947 | Malcolm Miller | So. | 5 | 102 | 20.4 | 38 | 0 |
| 1948 | Harry Narcisian | Sr. | 11 | 135 | 12.3 | 30 | 0 |
| 1949 | Malcolm Miller | Sr. | 23 | 221 | 9.6 | 25 | 0 |
| 1950 | Fred Johnson | Sr. | 10 | 101 | 10.1 | 21 | 0 |
| 1951 | Tom Brookshier | Jr. | 18 | 216 | 12.0 | 36 | 0 |
| 1952 | Tom Brookshier | Sr. | 24 | 233 | 9.7 | 28 | 0 |
| 1953 | Frank Bernardi | Jr. | 10 | 164 | 16.4 | 32 | 0 |
| 1954 | Carroll Hardy | Sr. | 11 | 138 | 12.5 | 35 | 0 |
| 1955 | Bob Stransky | So. | 12 | 174 | 14.5 | 31 | 0 |
| 1956 | Bob Stransky | Jr. | 10 | 116 | 11.6 | 29 | 0 |
| 1957 | Howard Cook | Jr. | 14 | 186 | 13.3 | 37 | 0 |
| 1958 | Howard Cook | Sr. | 24 | 242 | 10.1 | 61t | 1 |
| 1959 | Jerry Steffen | Jr. | 11 | 101 | 9.2 | 20 | 0 |
| 1960 | Reed Johnson | Jr. | 5 | 53 | 10.6 | 16 | 0 |
| 1961 | Leon Mavity | So. | 10 | 130 | 13.0 | 60t | 1 |
| 1962 | Nick Graham | Sr. | 4 | 20 | 5.0 | 8 | 0 |
| 1963 | Bill Symons | Jr. | 20 | 145 | 7.3 | 22 | 0 |
| 1964 | George Lewark | So. | 7 | 113 | 16.1 | 32 | 0 |
| 1965 | Charlie Greer | So. | 26 | 431 | 16.6 | 38 | 0 |
| 1966 | Charlie Greer | Jr. | 11 | 136 | 12.4 | 26 | 0 |
| 1967 | Charlie Greer | Sr. | 28 | 408 | 14.6 | 59t | 1 |
| 1968 | Pat Murphy | So. | 11 | 139 | 12.6 | 32 | 0 |
| 1969 | Pat Murphy | Jr. | 22 | 100 | 4.6 | 13 | 0 |
| 1970 | Cliff Branch | Jr. | 13 | 228 | 17.5 | 72t | 2 |
| 1971 | Cliff Branch | Sr. | 31 | 505 | 16.3 | 75t | 4 |
| 1972 | Steve Haggerty | Jr. | 26 | 352 | 13.5 | 78t | 1 |
| 1973 | Dave Logan | Jr. | 16 | 172 | 10.7 | 52t | 1 |
| 1974 | Rod Perry | Sr. | 16 | 120 | 7.5 | 17 | 0 |
| 1975 | Mike McCoy | Sr. | 15 | 125 | 8.3 | 61t | 1 |
| 1976 | Bobby Morris | Sr. | 11 | 52 | 4.9 | 14 | 0 |
| 1977 | Mike E. Davis | So. | 25 | 205 | 8.2 | 29 | 0 |
| 1978 | Mike E. Davis | Jr. | 34 | 245 | 7.2 | 34 | 0 |
| 1979 | Mike E. Davis | Sr. | 24 | 181 | 7.5 | 35 | 0 |
| 1980 | Ricky Ward | Jr. | 22 | 75 | 3.4 | 13 | 0 |
| 1981 | Walter Stanley | So. | 19 | 138 | 7.3 | 70t | 1 |
| 1982 | Jeff Donaldson | Jr. | 14 | 165 | 11.8 | 58 | 0 |
| 1983 | Jeff Donaldson | Sr. | 16 | 105 | 6.6 | 51 | 0 |
| 1984 | Jo Jo Collins | Fr. | 24 | 230 | 9.6 | 42 | 0 |
| 1985 | Jo Jo Collins | So. | 32 | 277 | 8.7 | 45 | 0 |
| 1986 | Jeff Campbell | Fr. | 26 | 254 | 9.8 | 27 | 0 |
| 1987 | Jeff Campbell | So. | 20 | 169 | 8.5 | 43 | 0 |
| 1988 | Jo Jo Collins | Sr. | 16 | 163 | 10.2 | 42 | 0 |
| 1989 | Jeff Campbell | Sr. | 25 | 365 | 14.6 | 55 | 0 |
| 1990 | Dave McCloughan | Sr. | 32 | 524 | 16.4 | 90t | 2 |
| 1991 | Darian Hagan | Sr. | 25 | 287 | 11.5 | 37 | 0 |
| 1992 | Deon Figures | Sr. | 42 | 479 | 11.4 | 37 | 0 |
| 1993 | Chris Hudson | Jr. | 15 | 175 | 11.7 | 47 | 0 |
| 1994 | Chris Hudson | Sr. | 29 | 248 | 8.6 | 54 | 0 |
| 1995 | Steve Rosga | Jr. | 16 | 162 | 10.1 | 22 | 0 |
| 1996 | Ryan Nunez | Fr. | 25 | 161 | 6.4 | 27 | 0 |
| 1997 | Damen Wheeler | So. | 7 | 91 | 13.0 | 44 | 0 |
| 1998 | Ben Kelly | So. | 11 | 229 | 20.8 | 76t | 2 |
| 1999 | Ben Kelly | Jr. | 28 | 166 | 5.9 | 19 | 0 |
| 2000 | Roman Hollowell | Jr. | 9 | 135 | 15.0 | 66t | 1 |
| 2001 | Roman Hollowell | Sr. | 29 | 522 | 18.0 | 77t | 2 |
| 2002 | Jeremy Bloom | Fr. | 20 | 336 | 16.8 | 80t | 2 |
| 2003 | Jeremy Bloom | So. | 24 | 289 | 12.0 | 37 | 0 |
| 2004 | Stephone Robinson | Fr. | 35 | 269 | 7.7 | 48t | 1 |
| 2005 | Stephone Robinson | So. | 25 | 248 | 9.9 | 81t | 1 |
| 2006 | Stephone Robinson | Jr. | 15 | 76 | 5.1 | 36 | 0 |
| 2007 | Chase McBride | Sr. | 33 | 316 | 9.6 | 43 | 0 |
| 2008 | Josh Smith | So. | 28 | 292 | 10.4 | 51 | 0 |
| 2009 | Jason Espinoza | So. | 22 | 68 | 3.1 | 15 | 0 |
| 2010 | Travon Patterson | Sr. | 15 | 125 | 8.3 | 45 | 0 |
| 2011 | Keenan Canty | Fr. | 3 | 17 | 5.7 | 12 | 0 |
| 2012 | Kenneth Crawley | Fr. | 12 | 81 | 6.8 | 24 | 0 |
| 2013 | Nelson Spruce | So. | 9 | 45 | 5.0 | 19 | 0 |
| 2014 | Nelson Spruce | Jr. | 12 | 90 | 7.5 | 28 | 0 |
| 2015 | Nelson Spruce | Sr. | 10 | 61 | 6.1 | 45 | 0 |

## KICKOFF RETURNS

| Year | Player | Class | No. | Yards | Avg. | Long | TD |
|---|---|---|---|---|---|---|---|
| 1936 | Byron White | Jr. | 7 | 327 | 46.7 | 102t | 1 |
| 1937 | Byron White | Sr. | 4 | 159 | 39.8 | 57 | 0 |
| 1946 | Maurice Reilly | Sr. | 11 | 193 | 17.5 | 29 | 0 |
| 1947 | Harry Narcisian | Jr. | 6 | 162 | 27.0 | 35 | 0 |
| 1948 | Harry Narcisian | Sr. | 9 | 240 | 26.7 | 43 | 0 |
| 1949 | Gerald Apuzzo | Sr. | 12 | 256 | 21.3 | 37 | 0 |
| 1950 | Tom Brookshier | So. | 4 | 89 | 22.3 | 28 | 0 |
| 1951 | Carroll Hardy | Fr. | 9 | 210 | 23.3 | 34 | 0 |
| 1952 | Carroll Hardy | So. | 12 | 386 | 32.2 | 84 | 0 |
| 1953 | Ron Johnson | Sr. | 6 | 210 | 35.0 | 97t | 1 |
| 1954 | Carroll Hardy | Sr. | 5 | 157 | 31.4 | 42 | 0 |
| 1955 | Bob Stransky | So. | 5 | 123 | 24.6 | 40 | 0 |
| 1956 | Howard Cook | So. | 4 | 139 | 34.8 | 56 | 0 |
| 1957 | Bob Stransky | Sr. | 13 | 289 | 22.2 | 35 | 0 |
| 1958 | Howard Cook | Sr. | 4 | 118 | 29.5 | 43 | 0 |
| 1959 | Loren Schweninger | So. | 7 | 142 | 20.3 | 36 | 0 |
| 1960 | Ted Woods | Jr. | 7 | 187 | 26.7 | 95t | 1 |
| 1961 | Ted Woods | Sr. | 8 | 165 | 20.6 | 38 | 0 |
| 1962 | Bill Symons | So. | 14 | 361 | 25.8 | 79 | 0 |
| 1963 | Bill Symons | Jr. | 18 | 355 | 19.7 | 32 | 0 |
| 1964 | Bill Symons | Sr. | 11 | 335 | 30.5 | 91t | 1 |
| 1965 | Charlie Greer | So. | 11 | 210 | 19.1 | 30 | 0 |
| 1966 | George Lewark | Sr. | 8 | 193 | 24.1 | 33 | 0 |
| 1967 | William Harris | Sr. | 8 | 195 | 24.4 | 48 | 0 |
| 1968 | Steve Engel | Jr. | 7 | 176 | 25.1 | 40 | 0 |
| 1969 | Bobby Anderson | Sr. | 11 | 193 | 17.5 | 22 | 0 |
| 1970 | Cliff Branch | Jr. | 21 | 564 | 26.9 | 100t | 2 |
| 1971 | Cliff Branch | Sr. | 9 | 191 | 21.2 | 41 | 0 |
| 1972 | Ozell Collier | Jr. | 12 | 231 | 19.3 | 41 | 0 |
| 1973 | Steve Haggerty | Sr. | 19 | 470 | 24.7 | 61 | 0 |
| 1974 | Mike McCoy | Jr. | 15 | 350 | 23.3 | 58 | 0 |
| 1975 | Mike McCoy | Sr. | 9 | 212 | 23.5 | 99 | 1 |
| 1976 | Billy Waddy | Sr. | 22 | 566 | 25.7 | 95 | 1 |
| 1977 | Melvin Johnson | Sr. | 10 | 223 | 22.3 | 48 | 0 |
| 1978 | Howard Ballage | Sr. | 18 | 530 | 29.4 | 100t | 1 |
| 1979 | Mark Haynes | Sr. | 17 | 397 | 23.4 | 58 | 0 |
| 1980 | Walter Stanley | Fr. | 19 | 468 | 25.6 | 100t | 1 |
| 1981 | Walter Stanley | So. | 30 | 704 | 23.5 | 58 | 0 |
| 1982 | Richard Johnson | Sr. | 11 | 233 | 21.2 | 36 | 0 |
| 1983 | Shelby Nash | Sr. | 24 | 456 | 19.0 | 34 | 0 |
| 1984 | Jo Jo Collins | Fr. | 10 | 154 | 15.4 | 27 | 0 |
| 1985 | Jo Jo Collins | So. | 6 | 88 | 14.7 | 38 | 0 |
| 1986 | M.J. Nelson | Fr. | 21 | 519 | 24.7 | 35 | 0 |
| 1987 | Jo Jo Collins | Jr. | 8 | 191 | 23.9 | 35 | 0 |
| 1988 | M.J. Nelson | Jr. | 12 | 265 | 22.1 | 39 | 0 |
| 1989 | Mike Pritchard | Jr. | 10 | 284 | 28.4 | 77 | 0 |
| 1990 | Mike Pritchard | Sr. | 16 | 331 | 20.7 | 36 | 0 |
| 1991 | Charles Johnson | So. | 10 | 194 | 19.4 | 28 | 0 |
| 1992 | Erik Mitchell | So. | 9 | 178 | 19.8 | 33 | 0 |
| 1993 | Michael Westbrook | Jr. | 5 | 102 | 20.4 | 34 | 0 |
| 1994 | Rae Carruth | So. | 7 | 145 | 20.7 | 29 | 0 |
| 1995 | Lendon Henry | So. | 11 | 262 | 23.8 | 41 | 0 |
| 1996 | Marcus Stiggers | Fr. | 12 | 210 | 17.5 | 35 | 0 |
| 1997 | Ben Kelly | Fr. | 25 | 777 | 31.1 | 99t | 1 |
| 1998 | Ben Kelly | So. | 20 | 474 | 23.7 | 53 | 0 |
| 1999 | Ben Kelly | Jr. | 19 | 547 | 28.8 | 100t | 2 |
| 2000 | Roman Hollowell | Jr. | 15 | 308 | 20.5 | 29 | 0 |
| 2001 | Roman Hollowell | Sr. | 21 | 431 | 20.5 | 52 | 0 |
| 2002 | Roderick Sneed | Sr. | 17 | 468 | 27.5 | 69 | 0 |
| 2003 | Jeremy Bloom | So. | 24 | 589 | 24.5 | 88t | 1 |
| 2004 | Terrence Wheatley | So. | 16 | 357 | 22.3 | 59 | 0 |
| 2005 | Stephone Robinson | So. | 18 | 327 | 18.2 | 33 | 0 |
| 2006 | Terry Washington | Sr. | 10 | 194 | 19.4 | 25 | 0 |
| 2007 | Terrence Wheatley | Sr. | 37 | 919 | 24.8 | 68 | 0 |
| 2008 | Josh Smith | So. | 50 | 1,276 | 25.5 | 93t | 1 |
| 2009 | Darrell Scott | So. | 21 | 564 | 26.9 | 48 | 0 |
| 2010 | Toney Clemons | Jr. | 10 | 255 | 25.5 | 53 | 0 |
| 2011 | Josh Ford | So. | 7 | 160 | 22.9 | 32 | 0 |
| 2012 | Marques Mosley | Fr. | 21 | 549 | 26.1 | 100t | 1 |
| 2013 | Ryan Severson | Fr. | 36 | 795 | 22.1 | 48 | 0 |
| 2014 | Phillip Lindsay | Fr. | 36 | 849 | 23.6 | 51 | 0 |
| 2015 | Donovan Lee | So. | 22 | 540 | 24.5 | 37 | 0 |

## TACKLES

| Year | Player | Pos. | Class | UT | AT | Total | TFL |
|---|---|---|---|---|---|---|---|
| 1964 | Steve Sidwell | LB | Jr. | 23 | 83 | 106 | ..... |
| 1965 | Kerry Mottl | LB | So. | 26 | 51 | 77 | ..... |
| 1966 | Kerry Mottl | LB | Jr. | 29 | 61 | 90 | ..... |
| 1967 | Dick Anderson | DB | Sr. | 51 | 51 | 102 | ..... |
| 1968 | Rocky Martin | LB | Sr. | 37 | 74 | 111 | ..... |
| 1969 | Phil Irwin | LB | Jr. | 35 | 58 | 93 | 10-39 |
| 1970 | Phil Irwin | LB | Sr. | 43 | 69 | 112 | 6- 9 |
| 1971 | Randy Geist | LB | So. | 37 | 71 | 108 | 4-12 |
| 1972 | Bud Magrum | LB | Sr. | 39 | 72 | 111 | 10-50 |
| 1973 | Jeff Geiser | LB | Sr. | 46 | 100 | 146 | 4-15 |
| 1974 | Ed Shoen | LB | Sr. | 31 | 46 | 77 | 1- 3 |
| 1975 | Gary Campbell | LB | Sr. | 59 | 55 | 114 | 5-20 |
| 1976 | Brian Cabral | LB | Jr. | 31 | 57 | 88 | 5-14 |
| 1977 | Laval Short | DT | Jr. | 34 | 51 | 85 | 11-75 |
| 1978 | Laval Short | DT | Sr. | 29 | 79 | 108 | 11-53 |
| 1979 | Bill Roe | LB | Sr. | 73 | 89 | 162 | 10-53 |
| 1980 | Steve Doolittle | LB | Sr. | 38 | 76 | 114 | 5-11 |
| 1981 | Pete Perry | DT | Sr. | 60 | 60 | 120 | 5-24 |
| 1982 | Ray Cone | LB | Sr. | 102 | 81 | 183 | 5-20 |
| 1983 | Terry Irvin | LB | Sr. | 58 | 63 | 121 | 5-17 |
| 1984 | Barry Remington | LB | So. | 60 | 63 | 123 | 6-15 |
| 1985 | Barry Remington | LB | Jr. | 83 | 79 | 162 | 4- 7 |
| 1986 | Barry Remington | LB | Sr. | 58 | 69 | 127 | 8-19 |
| 1987 | Eric McCarty | LB | Sr. | 88 | 60 | 148 | 3-18 |
| 1988 | Michael Jones | LB | Jr. | 73 | 40 | 113 | 3- 9 |
| 1989 | Michael Jones | LB | Sr. | 70 | 33 | 103 | 6-12 |
| 1990 | Greg Biekert | LB | So. | 105 | 45 | 150 | 11-20 |
| 1991 | Greg Biekert | LB | Jr. | 78 | 61 | 139 | 5-11 |
| 1992 | Greg Biekert | LB | Sr. | 87 | 50 | 137 | 16-41 |
| 1993 | Ted Johnson | LB | Jr. | 83 | 48 | 131 | 8-15 |
| 1994 | Ted Johnson | LB | Sr. | 92 | 55 | 147 | 10-24 |
| 1995 | Matt Russell | LB | Jr. | 88 | 31 | 119 | 16-45 |
| 1996 | Ryan Black | DB | Jr. | 78 | 76 | 154 | 3-15 |
| 1997 | Ryan Sutter | DB | Sr. | 98 | 72 | 170 | 3- 3 |
| 1998 | Hannibal Navies | LB | Sr. | 56 | 31 | 87 | 6-10 |
| 1999 | Jashon Sykes | LB | So. | 82 | 52 | 134 | 15-24 |
| 2000 | Michael Lewis | DB | Jr. | 76 | 41 | 117 | 6-14 |
| 2001 | Michael Lewis | DB | Sr. | 77 | 35 | 112 | 3-10 |
| 2002 | Donald Strickland | DB | Sr. | 85 | 24 | 109 | 5-24 |
| 2003 | Medford Moorer | DB | Sr. | 77 | 34 | 111 | 5-18 |
| 2004 | Brian Iwuh | LB | Jr. | 74 | 24 | 98 | 14-37 |
| 2005 | Thaddaeus Washington | LB | Jr. | 70 | 42 | 112 | 13-53 |
| 2006 | Jordon Dizon | LB | Jr. | 80 | 57 | 137 | 11-39 |
| 2007 | Jordon Dizon | LB | Sr. | 120 | 40 | 160 | 11-42 |
| 2008 | Jeff Smart | LB | Jr. | 80 | 38 | 118 | 2- 5 |
| 2009 | Cha'pelle Brown | DB | Sr. | 71 | 25 | 96 | 9-47 |
| 2010 | Michael Sipili | LB | Sr. | 51 | 43 | 94 | 11-34 |
| 2011 | Jon Major | LB | Jr. | 56 | 29 | 85 | 7-33 |
| 2012 | Derrick Webb | LB | Jr. | 61 | 27 | 88 | 5-11 |
| 2013 | Addison Gillam | LB | Fr. | 78 | 41 | 119 | 10-38 |
| 2014 | Kenneth Olugbode | LB | So. | 57 | 26 | 83 | 1- 3 |
| 2015 | Rick Gamboa | LB | RFr. | 58 | 38 | 96 | 1- 1 |

## TACKLES FOR LOSS

| Year | Player | Class | No. | Yards |
|---|---|---|---|---|
| 1969 | Bill Brundige | Sr. | 24 | 123 |
| 1970 | Herb Orvis | Jr. | 14 | 96 |
| | Dave Capra | Sr. | 14 | 58 |
| 1971 | Carl Taibi | Sr. | 12 | 82 |
| 1972 | Mark Cooney | Jr. | 11 | 55 |
| 1973 | Mark Sens | Sr. | 7 | 53 |
| 1974 | Troy Archer | Jr. | 11 | 85 |
| 1975 | Troy Archer | Sr. | 12 | 58 |
| 1976 | Stuart Walker | So. | 9 | 44 |
| 1977 | Randy Westendorf | Sr. | 17 | 74 |
| 1978 | Laval Short | Jr. | 11 | 63 |
| 1979 | Laval Short | Sr. | 12 | 87 |
| 1980 | Pete Perry | Jr. | 13 | 82 |
| 1981 | Dave Alderson | So. | 18 | 133 |
| 1982 | Terry Irvin | Jr. | 7 | 33 |
| 1983 | Sandy Armstrong | Sr. | 10 | 39 |
| 1984 | George Smith | Sr. | 13 | 84 |

| | | | | |
|---|---|---|---|---|
| 1985 | Dan McMillen | Sr. | 18 | 105 |
| 1986 | Curt Koch | Jr. | 21 | 101 |
| 1987 | Alfred Williams | Fr. | 11 | 39 |
| 1988 | Alfred Williams | So. | 11 | 56 |
| 1989 | Alfred Williams | Jr. | 16 | 104 |
| 1990 | Alfred Williams | Sr. | 21 | 104 |
| 1991 | Ron Woolfork | So. | 18 | 119 |
| 1992 | Leonard Renfro | Jr. | 23 | 82 |
| 1993 | Sam Rogers | Sr. | 18 | 84 |
| 1994 | Shannon Clavelle | So. | 15 | 48 |
| 1995 | Matt Russell | Jr. | 16 | 45 |
| 1996 | Ryan Olson | Jr. | 16 | 61 |
| 1997 | Nick Ziegler | Jr. | 10 | 42 |
| 1998 | Jesse Warren | Jr. | 12 | 48 |
| 1999 | Jashon Sykes | So. | 15 | 24 |
| 2000 | Anwawn Jones | Jr. | 9 | 44 |
| 2001 | Justin Banaan | Sr. | 8 | 31 |
| | Joey Johnson | Jr. | 8 | 27 |
| 2002 | Marques Harris | Sr. | 14 | 50 |
| 2003 | Gabe Nyenhuis | Sr. | 12 | 50 |
| 2004 | Brian Iwuh | Jr. | 14 | 37 |
| 2005 | Thaddaeus Washington | Jr. | 13 | 53 |
| 2006 | Abraham Wright | Sr. | 16 | 103 |
| 2007 | Three tied with | | 11 | … |
| 2008 | Brad Jones | Sr. | 14 | 64 |
| 2009 | Marquez Herrod | Jr. | 10 | 43 |
| 2010 | Michael Sipili | Sr. | 11 | 34 |
| 2011 | Josh Hartigan | Sr. | 10 | 50 |
| 2012 | Chidera Uzo-Diribe | Jr. | 10 | 72 |
| 2013 | Chidera Uzo-Diribe | Sr. | 11 | 56 |
| 2014 | Addison Gillam | So. | 10 | 43 |
| 2015 | Chidobe Awuzie | Jr. | 13 | 48 |

## QUARTERBACK SACKS

| Year | Player | Class | No. | Yards |
|---|---|---|---|---|
| 1968 | Mike Schnitker | Sr. | 4 | 33 |
| | Bill Brundige | Jr. | 4 | 29 |
| 1969 | Bill Brundige | Sr. | 13 | 109 |
| 1970 | Herb Orvis | Jr. | 8 | 78 |
| 1971 | Carl Taibi | Sr. | 8 | 79 |
| 1972 | Mark Cooney | Jr. | 6 | 34 |
| 1973 | Mark Sens | Sr. | 5 | 47 |
| 1974 | Troy Archer | Jr. | 7 | 75 |
| 1975 | Troy Archer | Sr. | 7 | 48 |
| 1976 | Ruben Vaughan | So. | 6 | 36 |
| 1977 | Randy Westendorf | Sr. | 9 | 54 |
| 1978 | Laval Short | Jr. | 7½ | 54 |
| 1979 | Laval Short | Sr. | 9 | 70 |
| 1980 | Pete Perry | Jr. | 3 | 33 |
| | Graham Harrison | Jr. | 3 | 23 |
| 1981 | Dave Alderson | So. | 8 | 61 |
| 1982 | Four tied with | | 3 | … |
| 1983 | Sandy Armstrong | Sr. | 5 | 27 |
| 1984 | George Smith | Sr. | 4 | 41 |
| | Dan McMillen | Jr. | 4 | 32 |
| 1985 | Dan McMillen | Sr. | 14 | 86 |
| 1986 | Curt Koch | Jr. | 10 | 66 |
| 1987 | Alfred Williams | Fr. | 6 | 31 |
| 1988 | Alfred Williams | So. | 6 | 43 |
| 1989 | Alfred Williams | Jr. | 10½ | 92 |
| 1990 | Alfred Williams | Sr. | 12½ | 76 |
| 1991 | Ron Woolfork | So. | 13 | 102 |
| 1992 | Ron Woolfork | Jr. | 13½ | 99 |
| 1993 | Sam Rogers | Sr. | 9½ | 48 |
| 1994 | Greg Jones | So. | 6½ | 30 |
| 1995 | Greg Jones | Jr. | 8 | 53 |
| 1996 | Ryan Olson | Jr. | 8½ | 50 |
| 1997 | Nick Ziegler | Jr. | 5½ | 32 |
| 1998 | Fred Jones | Jr. | 6½ | 39 |
| 1999 | Fred Jones | Sr. | 4 | 43 |
| 2000 | Brady McDonnell | Sr. | 5½ | 31 |
| 2001 | Tyler Brayton | Jr. | 4½ | 37 |
| 2002 | Tyler Brayton | Sr. | 7 | 51 |
| 2003 | Gabe Nyenhuis | Sr. | 4 | 30 |
| | James Garee | So. | 4 | 30 |
| 2004 | Matt McChesney | Sr. | 7 | 38 |
| 2005 | Thaddaeus Washington | Jr. | 5 | 36 |
| | Abraham Wright | Jr. | 5 | 28 |
| 2006 | Abraham Wright | Sr. | 11½ | 93 |
| 2007 | George Hypolite | Jr. | 6 | 42 |
| 2008 | Brad Jones | Sr. | 7 | 51 |
| 2009 | Marquez Herrod | Jr. | 6 | 35 |
| 2010 | Josh Hartigan | Jr. | 7 | 46 |
| 2011 | Josh Hartigan | Sr. | 8 | 44 |
| 2012 | Chidera Uzo-Diribe | Jr. | 7 | 66 |
| 2013 | Chidera Uzo-Diribe | Sr. | 4 | 24 |
| 2014 | Derek McCartney | Fr. | 4½ | 26 |
| 2015 | Jimmie Gilbert | So. | 6 | 38 |

## PASS DEFLECTIONS

| Year | Player | Class | No. |
|---|---|---|---|
| 1964 | George Lewark | So. | 4 |
| 1965 | Three tied with | | 6 |
| 1966 | Sam Harris | Sr. | 7 |
| 1967 | Dick Anderson | Sr. | 6 |
| 1968 | Jeff Raymond | Sr. | 8 |
| 1969 | Eric Harris | Sr. | 17 |
| 1970 | John Stearns | So. | 9 |
| 1971 | Randy Geist | So. | 6 |
| 1972 | Lorne Richardson | Sr. | 8 |
| 1973 | Rod Perry | Jr. | 6 |
| 1974 | Rod Perry | Sr. | 7 |
| 1975 | Mike L. Davis | Jr. | 4 |
| | Bart Roth | Jr. | 4 |
| 1976 | Mike Spivey | Sr. | 9 |
| 1977 | Odis McKinney | Sr. | 8 |
| 1978 | Mark Haynes | Jr. | 6 |
| 1979 | Mike E. Davis | Sr. | 8 |
| 1980 | Rickey Bynum | Jr. | 5 |
| 1981 | Jeff Donaldson | So. | 8 |
| | Victor Scott | So. | 8 |
| 1982 | Victor Scott | Jr. | 8 |
| 1983 | Jeff Donaldson | Sr. | 7 |
| 1984 | Lyle Pickens | Jr. | 3 |
| 1985 | Lyle Pickens | Sr. | 10 |
| 1986 | Mickey Pruitt | Jr. | 13 |
| 1987 | Michael Jones | So. | 11 |
| | Mickey Pruitt | Sr. | 11 |
| 1988 | Keith Pontiflet | Jr. | 9 |
| 1989 | Terry Johnson | Jr. | 7 |
| | Alfred Williams | Jr. | 7 |
| 1990 | Three tied with | | 7 |
| 1991 | Deon Figures | Jr. | 12 |
| 1992 | Deon Figures | Sr. | 8 |
| 1993 | Chris Hudson | Jr. | 6 |
| | Dalton Simmons | So. | 6 |
| 1994 | Chris Hudson | Sr. | 6 |
| 1995 | T. J. Cunningham | Sr. | 19 |
| 1996 | Marcus Washington | So. | 20 |
| 1997 | Marcus Washington | Jr. | 10 |
| 1998 | Ben Kelly | So. | 22 |
| 1999 | Ben Kelly | Jr. | 9 |
| 2000 | Michael Lewis | Jr. | 6 |
| 2001 | Donald Strickland | Jr. | 15 |
| 2002 | Donald Strickland | Sr. | 13 |
| 2003 | Phil Jackson | Sr. | 8 |
| 2003 | Phil Jackson | Sr. | 8 |
| 2004 | Lorenzo Sims | So. | 11 |
| 2005 | Lorenzo Sims | Jr. | 17 |
| 2006 | Terrence Wheatley | Sr. | 11 |
| 2007 | Cha'pelle Brown | So. | 12 |
| 2008 | Cha'pelle Brown | Jr. | 10 |
| 2009 | Jalil Brown | Jr. | 15 |
| 2010 | Jalil Brown | Sr. | 5 |
| | Jimmy Smith | Sr. | 5 |
| 2011 | Greg Henderson | Fr. | 9 |
| 2012 | Parker Orms | Jr. | 6 |
| 2013 | Greg Henderson | Jr. | 10 |
| 2014 | Greg Henderson | Sr. | 14 |
| 2015 | Ken Crawley | Sr. | 13 |

## SPECIAL TEAMS POINTS

| Year | Player | Class | UT | AT | In20 | KD | WB | Other | Pts. |
|---|---|---|---|---|---|---|---|---|---|
| 1987 | Jim Quackenbush | Sr. | 3 | 6 | 4 | 2 | 1 | 8 | 24 |
| 1988 | Keith Pontiflet | Jr. | 8 | 4 | 2 | 0 | 0 | 9 | 23 |
| 1989 | Paul Rose | Jr. | 7 | 8 | 3 | 6 | 0 | 1 | 25 |
| 1990 | Eric Hamilton | So. | 12 | 3 | 3 | 5 | 1 | 0 | 24 |
| 1991 | Tony Senna | Sr. | 2 | 2 | 1 | 10 | 0 | 2 | 17 |
| 1992 | Tim Ross | Fr. | 5 | 2 | 5 | 6 | 0 | 0 | 18 |
| 1993 | Greg Lindsey | Sr. | 8 | 0 | 3 | 4 | 0 | 0 | 15 |
| 1994 | Blake Anderson | Sr. | 11 | 6 | 3 | 3 | 0 | 1 | 24 |
| 1995 | Ryan Sutter | So. | 11 | 9 | 4 | 4 | 1 | 2 | 31 |
| 1996 | Ryan Sutter | Jr. | 7 | 14 | 6 | 9 | 16 | 1 | 53 |
| 1997 | John Sanders | Fr. | 10 | 4 | 2 | 8 | 4 | 3 | 31 |
| 1998 | Marcus Washington | Sr. | 6 | 4 | 0 | 7 | 2 | 1 | 20 |
| 1999 | Andy Peeke | So. | 13 | 0 | 4 | 6 | 1 | 2 | 26 |
| 2000 | John Minardi | Jr. | 8 | 2 | 1 | 0 | 0 | 4 | 15 |
| 2001 | Joey Johnson | Jr. | 13 | 2 | 4 | 2 | 0 | 0 | 21 |
| 2002 | Aaron Killion | Sr. | 4 | 5 | 4 | 4 | 0 | 1 | 18 |
| 2003 | Marcus Moore | Sr. | 12 | 1 | 2 | 1 | 0 | 0 | 16 |
| 2004 | Tom Hubbard | Jr. | 4 | 2 | 2 | 3 | 0 | 1 | 13 |
| 2005 | Terry Washington | Jr. | 7 | 2 | 1 | 2 | 0 | 4 | 16 |
| 2006 | Terry Washington | Sr. | 11 | 2 | 3 | 0 | 0 | 4 | 20 |
| 2007 | Jalil Brown | Fr. | 10 | 3 | 2 | 7 | 0 | 9 | 31 |
| 2008 | Jalil Brown | So. | 4 | 2 | 1 | 3 | 0 | 15 | 25 |
| 2009 | Travis Sandersfeld | So. | 9 | 5 | 3 | 11 | 6 | 11 | 45 |
| 2010 | Arthur Jaffee | Jr. | 8 | 6 | 4 | 9 | 0 | 13 | 40 |
| 2011 | Derrick Webb | So. | 5 | 7 | 3 | 10 | 1 | 7 | 33 |
| 2012 | Josh Moten | So. | 8 | 0 | 2 | 5 | 0 | 7 | 22 |
| 2013 | Ryan Iverson | Sr. | 4 | 3 | 0 | 0 | 0 | 13 | 20 |
| 2014 | Jordan Murphy | Jr. | 6 | 2 | 4 | 16 | 0 | 2 | 30 |
| 2015 | Jaleel Awini | Jr. | 4 | 6 | 3 | 8 | 0 | 8 | 29 |




**Alfred Williams**



**Ryan Sutter**

*#—indicates bowl game)*

## RUSHING

### Yards *(all 100-plus yard games)*

| Yds | (att-td) | Player | Opponent | Date |
|---|---|---|---|---|
| 342 | (34-1) | Charlie Davis | Oklahoma State | Nov. 13, 1971 |
| 317 | (35-1) | Rashaan Salaam | at Texas | Oct. 1, 1994 |
| 309 | (25-2) | Chris Brown | at Kansas | Oct. 12, 2002 |
| 259 | (29-2) | Rashaan Salaam | Iowa State | Nov. 19, 1994 |
| 254 | (35-3) | Bobby Anderson | #Alabama | Dec. 13, 1969 |
| 250 | (24-1) | James Mayberry | Oklahoma State | Oct. 8, 1977 |
| 246 | (20-4) | J.J. Flannigan | at Kansas State | Nov. 18, 1989 |
| 238 | (10-3) | Carroll Hardy | Kansas State | Nov. 20, 1954 |
| 237 | (38-2) | Marlon Barnes | Iowa State | Nov. 14, 1998 |
| 232 | (16-2) | Kayo Lam | Colorado State | Oct. 27, 1934 |
| 232 | (30-3) | Rashaan Salaam | at Kansas | Nov. 12, 1994 |
| 226 | ( 7-4) | Kayo Lam | Colorado Mines | Oct. 19, 1935 |
| 217 | (20-2) | Mike Pritchard | a-Tennessee | Aug. 26, 1990 |
| 217 | (29-1) | Eric Bieniemy | at Missouri | Oct. 6, 1990 |
| 213 | (18-3) | Byron White | Colorado College | Nov. 13, 1937 |
| 211 | (20-3) | Eric Bieniemy | Oregon State | Sept. 24, 1988 |
| 211 | (35-3) | Chris Brown | at Missouri | Nov. 9, 2002 |
| 210 | (32-2) | Byron White | Utah State | Oct. 9, 1937 |
| 207 | (26-0) | *Bobby Anderson | at Oklahoma State | Nov. 9, 1968 |
| 202 | (37-2) | Charlie Davis | #Houston | Dec. 31, 1971 |
| 202 | (24-2) | Billy Waddy | at Wisconsin | Sept. 22, 1973 |
| 202 | (28-2) | Rashaan Salaam | Kansas State | Oct. 22, 1994 |
| 201 | (15-2) | Cortlen Johnson | #Boston College | Dec. 31, 1999 |
| 198 | (24-6) | Chris Brown | Nebraska | Nov. 23, 2001 |
| 197 | ( ? ) | Bud Reagan | Colorado Mines | Oct. 20, 1928 |
| 196 | (25-2) | Charlie Davis | Air Force | Nov. 20, 1971 |
| 195 | (34-2) | Eric Bieniemy | at Kansas | Oct. 15, 1988 |
| 195 | (34-2) | Rodney Stewart | Kansas State | Nov. 20, 2010 |
| 191 | (21-1) | Bobby Purify | Colorado State (Denver) | Sept. 1, 2001 |
| 189 | (26-1) | Bobby Purify | Colorado State | Sept. 4, 2004 |
| 188 | (28-1) | Eric Bieniemy | Oklahoma | Oct. 27, 1990 |
| 188 | (26-3) | Chris Brown | at UCLA | Sept. 21, 2002 |
| 187 | (25-3) | Terry Kunz | Iowa State | Nov. 1, 1975 |
| 185 | (28-3) | *Bobby Anderson | Oklahoma | Oct. 26, 1968 |
| 185 | (22-1) | *Sal Aunese | Washington State | Sept. 26, 1987 |
| 185 | (31-1) | Cortlen Johnson | at Iowa State | Oct. 23, 1999 |
| 185 | (29-2) | Chris Brown | San Diego State | Sept. 7, 2002 |
| 184 | (24-3) | Rashaan Salaam | NE Louisiana | Sept. 3, 1994 |
| 184 | (26-0) | Herchell Troutman | at Colorado State | Sept. 7, 1996 |
| 183 | (25-4) | John Bayuk | at Arizona | Oct. 9, 1954 |
| 182 | (34-0) | Lamont Warren | at Oklahoma | Oct. 16, 1993 |
| 182 | (33-3) | Chris Brown | Texas (at Irving) | Dec. 1, 2001 |
| 181 | (24-0) | Rodney Stewart | Arizona | Nov. 12, 2011 |

**Chris Brown**

| Yds | (att-td) | Player | Opponent | Date |
|---|---|---|---|---|
| 178 | (10-3) | J.J. Flannigan | Kansas | Oct. 21, 1989 |
| 175 | (27-3) | Rodney Stewart | at Kansas | Nov. 6, 2010 |
| 174 | (20-2) | Charlie Davis | at Louisiana State | Sept. 11, 1971 |
| 174 | (40-1) | James Mayberry | Kansas State | Nov. 19, 1977 |
| 174 | (18-3) | Eric Bieniemy | at Kansas | Oct. 20, 1990 |
| 174 | (29-0) | Rashaan Salaam | Oklahoma State | Nov. 5, 1994 |
| 174 | (20-1) | Bobby Purify | Iowa State | Nov. 16, 2002 |
| 173 | (17-2) | *Mark Hatcher | at Oregon | Sept. 13, 1986 |
| 172 | (27-1) | Cortlen Johnson | at Iowa State | Nov. 10, 2001 |
| 171 | (21-2) | Billy Waddy | at Air Force | Oct. 5, 1974 |
| 171 | (22-1) | Hugh Charles | at Kansas State | Oct. 13, 2007 |
| 169 | (33-3) | Hugh Charles | Nebraska | Nov. 23, 2007 |
| 168 | (14-3) | Bob Stransky | at Kansas State | Oct. 19, 1957 |
| 168 | (34-1) | James Mayberry | San Jose State | Sept. 23, 1978 |
| 168 | (35-0) | Tony Reed | Kansas | Nov. 13, 1976 |
| 168 | (21-1) | Lamont Warren | at Iowa State | Nov. 23, 1991 |
| 167 | (34-0) | Zack Jordan | at Missouri | Nov. 11, 1950 |
| 167 | (26-2) | Chris Brown | Kansas State | Oct., 5, 2002 |
| 167 | (23-3) | Chris Brown | Baylor | Oct. 19, 2002 |
| 166 | (20-1) | Howard Cook | at Kansas | Oct. 4, 1958 |
| 166 | (24-1) | Eric Bieniemy | Iowa State | Oct. 29, 1988 |
| 166 | (28-2) | Rashaan Salaam | at Missouri | Oct. 8, 1994 |
| 166 | (28-0) | Rodney Stewart | West Virginia (OT) | Sept. 18, 2008 |
| 165 | (25-2) | Rashaan Salaam | Nebraska | Oct. 30, 1993 |
| 163 | (24-4) | *Bobby Anderson | Tulsa | Sept. 20, 1969 |
| 162 | (23-1) | Bob Stransky | Utah | Sept. 28, 1957 |
| 161 | (30-3) | Bobby Anderson | Indiana | Oct. 4, 1969 |
| 161 | (25-4) | Rashaan Salaam | Oklahoma | Oct. 15, 1994 |
| 160 | (23-3) | Chris McLemore | at Kansas | Nov. 5, 1983 |
| 159 | (15-2) | Chuck Weiss | at Arizona | Oct. 11, 1958 |
| 158 | (13-2) | Homer Jenkins | Drake | Sept. 18, 1954 |
| 156 | (33-0) | Bill Harris | Kansas State | Sept. 29, 1962 |
| 156 | (29-3) | *Dan Kelly | at Iowa State | Oct. 15, 1966 |
| 156 | (23-3) | Eric Bieniemy | Colorado State | Sept. 9, 1989 |
| 156 | (28-3) | *Darian Hagan | at Kansas State | Nov. 18, 1989 |
| 155 | (13-3) | Kayo Lam | at Brigham Young | Oct. 20, 1934 |
| 155 | (26-3) | Cortlen Johnson | at Nebraska | Nov. 24, 2000 |
| 155 | (24-2) | Bobby Purify | Kansas State | Nov. 13, 2004 |
| 154 | (20-1) | Bobby Purify | Nebraska | Nov. 23, 2001 |
| 153 | (19-2) | Harry Narcisian | Utah State | Nov. 6, 1948 |
| 153 | (22-2) | Tony Reed | Missouri | Oct. 18, 1975 |
| 153 | (25-0) | Eric Bieniemy | at Iowa | Sept. 17, 1988 |
| 152 | ( 5-2) | Frank Bernardi | Colorado State | Sept. 25, 1954 |
| 152 | (25-2) | Terry Kunz | Wyoming | Sept. 20, 1975 |
| 152 | (27-2) | James Mayberry | Stanford | Sept. 10, 1977 |
| 151 | (30-1) | Charlie Davis | California | Sept. 9, 1972 |
| 151 | (25-1) | Billy Waddy | Wisconsin | Sept. 28, 1974 |
| 151 | (25-3) | *Mark Hatcher | Missouri | Oct. 12, 1985 |
| 151 | (20-3) | J.J. Flannigan | Kansas State | Nov. 19, 1988 |
| 150 | (25-0) | Marcus Houston | at Southern Cal | Sept. 9, 2000 |
| 149 | (15-2) | Kayo Lam | Colorado State | Oct. 19, 1935 |
| 149 | (11-0) | John Bayuk | at Nebraska | Nov. 12, 1955 |
| 149 | (18-2) | Tony Reed | Drake | Oct. 2, 1976 |
| 149 | (32-1) | Lee Rouson | Kansas State | Nov. 21, 1981 |
| 149 | (32-3) | Eric Bieniemy | Stanford | Sept. 6, 1990 |
| 149 | (26-1) | Chris Brown | Texas Tech | Oct. 26, 2002 |
| 149 | (19-1) | Rodney Stewart | Georgia | Oct. 2, 2010 |
| 148 | (22-1) | Eric Bieniemy | Oklahoma State | Nov. 10, 1990 |
| 147 | (28-3) | Christian Powell | Sacramento State | Sept. 8, 2012 |
| 145 | (19-3) | John Bayuk | at Iowa State | Oct. 20, 1956 |
| 145 | (22-1) | Billy Waddy | Iowa State | Oct. 12, 1974 |
| 144 | ( 8-2) | *David Williams | at Nebraska | Oct. 25, 1975 |
| 144 | (33-2) | Eric Bieniemy | #Brigham Young | Dec. 29, 1988 |
| 143 | (23-1) | J.J. Flannigan | at Oklahoma State | Nov. 11, 1989 |
| 143 | (29-0) | Eric Bieniemy | Washington | Sept. 29, 1990 |
| 143 | ( 7-1) | *Kordell Stewart | #Notre Dame | Jan. 2, 1995 |
| 142 | (18-1) | Michael Simmons | Oregon | Sept. 12, 1987 |
| 141 | (22-2) | Rashaan Salaam | at Michigan | Sept. 24, 1994 |
| 141 | (29-1) | Rodney Stewart | Kansas State | Oct. 18, 2008 |
| 140 | (13-1) | Kayo Lam | at Utah | Nov. 9, 1935 |
| 140 | (15-1) | Bo Matthews | Baylor | Sept. 29, 1973 |
| 140 | (36-1) | Tony Reed | at Kansas State | Nov. 20, 1976 |
| 140 | (22-2) | Chris Brown | Kansas | Sept. 22, 2001 |

## RUSHING Yards *continued*

| Yds | (att-td) | Player | Opponent | Date |
|---|---|---|---|---|
| 139 | (18-1) | Bob Stransky | Kansas | Oct. 5, 1957 |
| 139 | (15-1) | John Tarver | Air Force | Nov. 20, 1971 |
| 138 | (11-1) | Byron White | Utah | Nov. 7, 1936 |
| 138 | (19-2) | Byron White | Colorado State | Oct. 23, 1937 |
| 138 | (21-2) | Tony Reed | Iowa State | Oct. 23, 1976 |
| 137 | (20-1) | Bob Stransky | Iowa State | Nov. 23, 1957 |
| 137 | (15-1) | O.C. Oliver | at Kansas State | Nov. 22, 1986 |
| 137 | (38-4) | Eric Bieniemy | at Nebraska | Nov. 3, 1990 |
| 137 | (17-1) | Lamont Warren | Missouri | Oct. 9, 1993 |
| 137 | (20-0) | Brian Calhoun | at Nebraska | Nov. 29, 2002 |
| 137 | (32-2) | Christian Powell | at Arizona | Nov. 10, 2012 |
| 137 | (13-4) | Michael Adkins II | Charleston Southern | Oct. 19, 2013 |
| 136 | (20-1) | Merwin Hodel | Oklahoma | Sept. 27, 1950 |
| 136 | (31-3) | Jon Keyworth | Kansas | Nov. 7, 1970 |
| 136 | (33-0) | Tony Reed | Oklahoma | Oct. 30, 1976 |
| 136 | (26-0) | James Mayberry | Missouri | Oct. 29, 1977 |
| 135 | (18-0) | Charlie Davis | at Ohio State | Sept. 25, 1971 |
| 135 | (31-2) | Charlie Davis | Iowa State | Oct. 14, 1972 |
| 135 | (23-3) | Rashaan Salaam | #Fresno State | Dec. 25, 1993 |
| 135 | (25-0) | Cortlen Johnson | Nebraska (OT) | Nov. 26, 1999 |
| 135 | (26-0) | Marlon Barnes | at Oklahoma | Oct. 3, 1998 |
| 135 | (24-1) | Brian Calhoun | Kansas (OT) | Oct. 11, 2003 |
| 134 | ( 8-1) | Dick Schrepferman | Colorado State | Nov. 28, 1946 |
| 134 | (16-2) | *Bill Solomon | Northwestern | Sept. 30, 1978 |
| 134 | (22-1) | Rashaan Salaam | at Nebraska | Oct. 29, 1994 |
| 133 | (27-0) | J.J. Flannigan | at Nebraska | Nov. 12, 1988 |
| 132 | (23-1) | Bill Smith | at Northern Colorado | Oct. 13, 1928 |
| 132 | (34-2) | Lee Rouson | Missouri | Nov. 7, 1981 |
| 132 | (20-2) | Hugh Charles | at Oklahoma State | Oct. 1, 2005 |
| 132 | (26-1) | Rodney Stewart | Washington State | Oct. 1, 2011 |
| 131 | ( 7-2) | Eddie Dove | Kansas | Oct. 5, 1957 |
| 131 | (23-1) | Terry Kunz | California | Sept. 13, 1975 |
| 131 | (21-1) | Eric Bieniemy | Iowa State | Oct. 13, 1990 |
| 130 | (13-1) | Eddie Dove | at Arizona | Oct. 11, 1958 |
| 130 | (19-2) | Rashaan Salaam | Kansas | Nov. 13, 1993 |
| 130 | (20-1) | Bobby Purify | at Texas A&M (OT) | Oct. 23, 2004 |
| 130 | (22-1) | Bobby Purify | at Nebraska | Nov. 26, 2004 |
| 129 | (34-1) | Merwin Hodel | at Colorado State | Nov. 25, 1950 |
| 129 | (16-1) | Erich Kissick | Missouri | Nov. 7, 1987 |
| 129 | (16-2) | Marlon Barnes | Kansas | Oct. 18, 1997 |
| 128 | (24-1) | John Tarver | Kansas | Nov. 7, 1970 |
| 128 | (15-2) | Howard Ballage | at Army | Oct. 1, 1977 |
| 127 | (13-2) | Howard Cook | Nebraska | Oct. 25, 1958 |
| 127 | (19-0) | William Harris | Oklahoma | Oct. 29, 1966 |
| 127 | (19-3) | *Sal Aunese | at Iowa State | Oct. 31, 1987 |
| 127 | (23-0) | Eric Bieniemy | at Illinois | Sept. 15, 1990 |
| 127 | (22-3) | *Kordell Stewart | Kansas State | Oct. 22, 1994 |

**James Mayberry**

| Yds | (att-td) | Player | Opponent | Date |
|---|---|---|---|---|
| 127 | (25-1) | Chris Brown | Iowa State | Nov. 16, 2002 |
| 127 | (32-2) | Rodney Stewart | Wyoming | Sept. 19, 2009 |
| 126 | (21-0) | Ward Walsh | at Indiana | Sept. 19, 1970 |
| 126 | (24-1) | Terry Kunz | Kansas | Nov. 9, 1974 |
| 126 | (18-0) | Mell Holliday | Iowa State | Nov. 11, 2006 |
| 125 | (17-1) | Marcus Reliford | Kansas State | Nov. 19, 1988 |
| 125 | (30-2) | Rodney Stewart | Baylor | Oct. 16, 2010 |
| 124 | (31-1) | Merwin Hodel | at Kansas State | Oct. 20, 1951 |
| 124 | (12-1) | Carroll Hardy | San Jose State | Sept. 20, 1952 |
| 124 | (16-2) | John Bayuk | Drake | Sept. 18, 1954 |
| 124 | ( 7-1) | Emerson Wilson | Kansas State | Nov. 20, 1954 |
| 124 | (15-0) | Ted Woods | Air Force | Dec. 2, 1961 |
| 124 | (18-2) | Jon Keyworth | at Air Force | Nov. 21, 1970 |
| 124 | (28-4) | James Mayberry | Northwestern | Sept. 30, 1978 |
| 124 | (15-0) | Erich Kissick | at Iowa State | Oct. 31, 1987 |
| 123 | (26-3) | Bobby Anderson | at Oklahoma | Oct. 18, 1969 |
| 123 | (17-1) | Hugh Charles | Miami-Ohio | Sept. 22, 2007 |
| 123 | (36-0) | Rodney Stewart | Iowa State | Nov. 13, 2010 |
| 122 | (17-1) | Ralph Curtis | at Arizona | Oct. 11, 1952 |
| 122 | (18-1) | Erich Kissick | Kansas | Oct. 15, 1987 |
| 122 | (20-0) | Brian Calhoun | Oklahoma (at Houston) | Dec. 7, 2002 |
| 121 | (14-3) | Ralph Curtis | Missouri | Oct. 13, 1951 |
| 121 | (23-2) | John Bayuk | #Clemson | Jan. 1, 1957 |
| 121 | (13-1) | Bobby Anderson | at Iowa State | Oct. 11, 1969 |
| 121 | (29-2) | Lee Rouson | at Oregon | Sept. 15, 1984 |
| 121 | (17-0) | Cortlen Johnson | Colorado State (Denver) | Sept. 2, 2000 |
| 121 | (21-2) | Chris Brown | Colorado State (Denver) | Sept. 1, 2001 |
| 121 | (20-1) | Hugh Charles | at Texas Tech | Oct. 27, 2007 |
| 121 | (20-2) | Christian Powell | at Oregon | Oct. 27, 2012 |
| 120 | (15-0) | Bob Stransky | Nebraska | Oct. 27, 1956 |
| 120 | (25-0) | Derek Singleton | at Oklahoma State | Nov. 8, 1980 |
| 120 | (19-0) | Lee Rouson | at Kansas State | Nov. 17, 1984 |
| 119 | (21-2) | Byron White | at Denver | Nov. 25, 1937 |
| 119 | ( 8-2) | Tom Nigbur | Kansas | Nov. 2, 1968 |
| 119 | (15-2) | Charlie Davis | at Minnesota | Sept. 23, 1972 |
| 119 | (16-1) | Terry Kunz | Oklahoma State | Nov. 8, 1975 |
| 119 | (12-1) | *Mark Hatcher | Kansas State | Nov. 23, 1985 |
| 119 | (14-1) | Eric Bieniemy | Stanford | Sept. 19, 1987 |
| 119 | (19-0) | Bobby Purify | at Missouri | Nov. 9, 2002 |
| 119 | (17-0) | Hugh Charles | Texas Tech | Oct. 14, 2006 |
| 119 | (19-1) | Michael Adkins II | Massachusetts | Sept. 12, 2015 |
| 118 | (24-0) | Jon Keyworth | Nebraska | Oct. 31, 1970 |
| 118 | (22-1) | Eric Bieniemy | Fresno State | Sept. 10, 1988 |
| 118 | (17-2) | *Darian Hagan | Kansas | Oct. 21, 1989 |
| 118 | (26-1) | Lamont Warren | at Kansas State | Oct. 26, 1991 |
| 118 | (21-0) | Brian Calhoun | at Florida State | Sept. 20, 2003 |
| 118 | (20-2) | Rodney Stewart | Texas A&M | Nov. 7, 2009 |
| 118 | (11-0) | Christian Powell | Arizona State | Sept. 13, 2014 |
| 117 | ( 8-3) | Byron White | Colorado Mines | Oct. 30, 1937 |
| 117 | (13-0) | *Bobby Anderson | Iowa State | Oct. 7, 1967 |
| 117 | (20-1) | *Ken Johnson | Cincinnati | Sept. 16, 1972 |
| 116 | (25-1) | Don Hagin | Nebraska | Oct. 9, 1948 |
| 116 | (10-2) | Ron Johnson | Iowa State | Nov. 3, 1951 |
| 116 | (13-0) | Dave Rife | Nebraska | Oct. 22, 1960 |
| 116 | (13-1) | William Harris | Oklahoma State | Oct. 9, 1965 |
| 116 | (23-1) | *Paul Arendt | at Air Force | Nov. 21, 1970 |
| 116 | (14-1) | *Darian Hagan | Texas | Sept. 4, 1989 |
| 116 | (16-1) | Eric Bieniemy | Missouri | Oct. 7, 1989 |
| 115 | (25-0) | *Dan Kelly | Nebraska | Oct. 22, 1966 |
| 115 | (23-0) | Bo Matthews | at Kansas State | Oct. 7, 1972 |
| 115 | (23-1) | Tony Reed | at Miami, Fla. | Oct. 10, 1975 |
| 115 | (22-0) | Eric Bieniemy | Kansas State | Nov. 17, 1990 |
| 115 | (17-1) | Lamont Warren | Kansas | Nov. 13, 1993 |
| 114 | (16-1) | *David Williams | California | Sept. 13, 1975 |
| 114 | (16-2) | *Mark Hatcher | Oregon | Sept. 14, 1985 |
| 114 | (20-1) | Eric Bieniemy | Oklahoma | Oct. 22, 1988 |
| 114 | (12-1) | Marcus Reliford | at Missouri | Nov. 5, 1988 |
| 114 | (13-1) | Lamont Warren | Iowa | Sept. 26, 1992 |
| 114 | (22-1) | Lamont Warren | at Stanford | Sept. 18, 1993 |
| 114 | (33-0) | Chris Brown | at Kansas State | Oct. 6, 2001 |
| 114 | (17-0) | Phillip Lindsay | at Arizona | Nov. 8, 2014 |
| 113 | ( 9-1) | Frank Bernardi | Kansas State | Nov. 20, 1954 |
| 113 | (30-0) | Bill Harris | at Texas Tech | Nov. 17, 1962 |
| 113 | (10-1) | William Harris | Fresno State | Sept. 25, 1965 |
| 113 | (17-1) | Charlie Davis | at Iowa State | Oct. 9, 1971 |
| 113 | (14-0) | Charlie Davis | Kansas State | Nov. 24, 1973 |
| 113 | (21-1) | James Mayberry | at Nebraska | Oct. 22, 1977 |

## RUSHING Yards *continued*

| Yds | (att-td) | Player | Opponent | Date |
|---|---|---|---|---|
| 113 | (19-0) | Lance Olander | at Kansas State | Nov. 22, 1980 |
| 113 | (13-0) | *Kordell Stewart | at Iowa State | Nov. 20, 1993 |
| 113 | ( 8-0) | Cortlen Johnson | Kansas | Sept. 22, 2001 |
| 113 | (17-2) | Phillip Lindsay | Nicholls State | Sept. 26, 2015 |
| 112 | (14-0) | Merwin Hodel | at Oregon | Oct. 15, 1949 |
| 112 | (22-1) | Emerson Wilson | at Nebraska | Nov. 14, 1953 |
| 112 | (28-1) | Herchell Troutman | Kansas State | Nov. 16, 1996 |
| 112 | (30-2) | Merwin Hodel | at Kansas | Oct. 7, 1950 |
| 112 | (15-3) | Bobby Purify | North Texas | Sept. 18, 2004 |
| 111 | (15-2) | Merwin Hodel | Arizona | Oct. 21, 1950 |
| 111 | (19-0) | *Jim Bratten | #Alabama | Dec. 13, 1969 |
| 111 | (27-0) | James Mayberry | Iowa State | Nov. 5, 1977 |
| 111 | (18-3) | Lendon Henry | at Iowa State | Oct. 21, 1995 |
| 110 | (21-0) | Merwin Hodel | Iowa State | Oct. 8, 1949 |
| 110 | (21-1) | Merwin Hodel | at New Mexico | Nov. 12, 1949 |
| 110 | (10-0) | Lamont Warren | Missouri | Oct. 12, 1991 |
| 110 | (23-1) | Lamont Warren | Texas | Sept. 4, 1993 |
| 110 | (24-1) | Hugh Charles | Oklahoma | Sept. 29, 2007 |
| 110 | (21-0) | Rodney Stewart | Nebraska | Nov. 27, 2009 |
| 109 | (16-1) | Ralph Curtis | Nebraska | Oct. 25, 1952 |
| 109 | (18-0) | John Bayuk | at Iowa State | Oct. 16, 1954 |
| 109 | (20-0) | Jack Becker | Utah | Nov. 5, 1955 |
| 109 | (20-0) | Eddie Dove | Colorado State | Nov. 22, 1958 |
| 109 | (21-0) | William Harris | at Oklahoma State | Oct. 8, 1966 |
| 109 | (17-0) | Charlie Davis | Wyoming | Sept. 18, 1971 |
| 109 | (21-0) | Charlie Davis | at Air Force | Nov. 18, 1972 |
| 109 | (22-1) | *Ken Johnson | at Air Force | Nov. 18, 1972 |
| 109 | (21-0) | Derek Singleton | Kansas | Nov. 15, 1980 |
| 109 | (19-0) | Lee Rouson | at Missouri | Oct. 6, 1984 |
| 109 | (11-0) | James Hill | #Syracuse | Jan. 1, 1993 |
| 109 | (20-2) | Rashaan Salaam | at Stanford | Sept. 18, 1993 |
| 109 | (23-0) | Bobby Purify | at Oklahoma State | Oct. 27, 2001 |
| 109 | (20-0) | Hugh Charles | Arizona State | Sept. 16, 2006 |
| 109 | (19-0) | Hugh Charles | at Baylor | Oct. 6, 2007 |
| 109 | (14-0) | Brian Lockridge | Hawai'i | Sept. 18, 2010 |
| 109 | (13-0) | Michael Adkins | Washington | Nov. 1, 2014 |
| 108 | (30-2) | Merwin Hodel | Utah | Oct. 29, 1949 |
| 108 | (14-0) | Homer Jenkins | at Arizona | Oct. 9, 1954 |
| 108 | (13-2) | John Bayuk | Nebraska | Oct. 27, 1956 |
| 108 | (24-0) | Bill Harris | Air Force | Nov. 24, 1962 |
| 108 | (17-2) | *Bobby Anderson | #Miami, Fla. | Dec. 23, 1967 |
| 108 | (20-1) | James Mayberry | at Oklahoma | Nov. 12, 1977 |
| 108 | (14-0) | Herchell Troutman | Kansas | Oct. 7, 1995 |
| 108 | (19-1) | Herchell Troutman | at Iowa State | Nov. 8, 1997 |
| 108 | (24-2) | Rodney Stewart | Kansas | Oct. 17, 2009 |
| 107 | (11-2) | Carroll Hardy | at Nebraska | Nov. 17, 1951 |
| 107 | (15-2) | *Bobby Anderson | at Kansas State | Nov. 18, 1967 |
| 107 | (24-0) | *Jim Bratten | at Oklahoma | Oct. 18, 1969 |
| 107 | (18-0) | Tony Reed | at Kansas | Nov. 15, 1975 |
| 107 | (22-0) | Tony Reed | at Texas Tech | Sept. 11, 1976 |
| 107 | (22-0) | Cortlen Johnson | at Texas Tech | Oct. 16, 1999 |
| 107 | (21-1) | *Darian Hagan | at Oklahoma | Oct. 28, 1989 |
| 107 | (21-0) | Rodney Stewart | at Florida State (Jacksonville) | Sept. 27, 2008 |
| 107 | (17-1) | Michael Adkins | UCLA (2 OT) | Oct. 25, 2014 |
| 106 | (15-3) | *Joe Duenas | Wyoming | Sept. 18, 1971 |
| 106 | (16-2) | John Tarver | Missouri | Oct. 16, 1971 |
| 106 | (17-1) | James Mayberry | Kansas | Oct. 7, 1978 |
| 106 | (14-0) | Lance Olander | Oklahoma State | Nov. 10, 1979 |
| 106 | (20-0) | Charles Davis | Iowa State | Nov. 1, 1980 |
| 106 | ( 9-0) | Lee Rouson | Oregon State | Sept. 24, 1983 |
| 106 | (30-1) | Eric Bieniemy | at Missouri | Nov. 5, 1988 |
| 106 | (15-3) | *Darian Hagan | Missouri | Oct. 7, 1989 |
| 106 | (19-1) | *Darian Hagan | #Notre Dame | Jan. 1, 1990 |
| 106 | (22-2) | Rodney Stewart | Hawai'i | Sept. 18, 2010 |
| 105 | (15-0) | Chuck Weiss | Air Force | Nov. 29, 1958 |
| 105 | (21-0) | Hugh Charles | New Mexico State | Sept. 10, 2005 |
| 105 | (17-2) | *Bernard Jackson | Kansas State | Nov. 4, 2006 |
| 105 | (21-1) | Rodney Stewart | at West Virginia | Oct. 1, 2009 |
| 105 | ( 4-1) | Tony Jones | at Washington State | Sept. 22, 2012 |
| 105 | ( 8-2) | Christian Powell | Massachusetts | Sept. 12, 2015 |
| 104 | (12-1) | *Frank Bernardi | Iowa State | Oct. 31, 1953 |
| 104 | (14-3) | Cortlen Johnson | San Jose State | Sept. 11, 1999 |
| 104 | (23-0) | Ron Brown | Colorado State | Sept. 7, 1985 |
| 103 | (21-0) | Merwin Hodel | at Nebraska | Nov. 17, 1951 |
| 103 | (12-0) | Carroll Hardy | at Utah | Nov. 1, 1952 |
| 103 | (17-1) | Carroll Hardy | Iowa State | Oct. 31, 1953 |
| 103 | (19-3) | Bill Harris | Kansas State | Oct. 5, 1963 |



**Merwin Hodel**

| Yds | (att-td) | Player | Opponent | Date |
|---|---|---|---|---|
| 103 | (26-2) | James Mayberry | Iowa State | Nov. 18, 1978 |
| 103 | ( 7-1) | J.J. Flannigan | Iowa State | Oct. 29, 1988 |
| 103 | (14-1) | *Darian Hagan | Colorado State | Sept. 9, 1989 |
| 103 | (25-1) | J.J. Flannigan | at Oklahoma | Oct. 28, 1989 |
| 103 | (20-0) | *Darian Hagan | Stanford | Sept. 6, 1990 |
| 103 | (25-0) | Chris Brown | at Oklahoma | Nov. 2, 2002 |
| 103 | (10-1) | Donovan Lee | Nicholls State | Sept. 26, 2015 |
| 102 | (15-1) | *Dan Kelly | at Kansas State | Nov. 18, 1967 |
| 102 | (14-1) | Jon Keyworth | Oklahoma | Oct. 17, 1970 |
| 102 | (15-2) | Charlie Davis | Cincinnati | Sept. 16, 1972 |
| 102 | (21-1) | Richard Johnson | Kansas | Nov. 13, 1982 |
| 102 | (25-0) | Marlon Barnes | at Nebraska | Nov. 27, 1998 |
| 102 | (11-1) | Cortlen Johnson | Missouri | Nov. 3, 2001 |
| 101 | ( 8-0) | Larry Portis | Kansas State | Oct. 5, 1963 |
| 101 | (15-0) | Ward Walsh | at Air Force | Nov. 21, 1970 |
| 101 | (15-0) | Jeff Hornberger | Kansas | Oct. 7, 1978 |
| 101 | (25-1) | Anthony Weatherspoon | Oregon | Sept. 14, 1985 |
| 101 | (14-0) | *Darian Hagan | Missouri | Oct. 12, 1991 |
| 101 | (21-0) | Herchell Troutman | Missouri | Nov. 11, 1995 |
| 101 | (18-1) | Lendon Henry | Oklahoma State | Oct. 12, 1996 |
| 101 | (15-2) | Hugh Charles | Colorado State | Sept. 3, 2005 |
| 100 | ( 6-2) | Carroll Hardy | Colorado State | Sept. 25, 1954 |
| 100 | (17-1) | Bob Stransky | at Arizona | Nov. 24, 1956 |
| 100 | (23-1) | Ron Rieger | Tulsa | Sept. 20, 1969 |
| 100 | ( 2-1) | Cliff Branch | at Kansas | Nov. 6, 1971 |
| 100 | (15-0) | Lance Olander | Indiana | Sept. 27, 1980 |
| 100 | (13-0) | Chris McLemore | Colorado State | Sept. 17, 1983 |
| 100 | (13-1) | Ron Brown | at Arizona | Sept. 28, 1985 |
| 100 | (17-2) | Eric Bieniemy | Illinois | Sept. 16, 1989 |
| 100 | ( 8-1) | Marlon Barnes | at Iowa State | Oct. 21, 1995 |
| 100 | (13-1) | Herchell Troutman | #Oregon | Jan. 1, 1996 |
| 100 | (25-1) | Dwayne Cherrington | Colorado State (Denver) | Sept. 5, 1998 |
| 100 | (18-1) | Marcus Houston | Colorado State (Denver) | Sept. 2, 2000 |
| 100 | (19-1) | Patrick Carr | at UCLA | Oct. 31, 2015 |

*(*—denotes quarterback; a—at Anaheim.)*

**By Player (361)***)—Bieniemy 22, R. Stewart 16, C.Brown 14, Salaam 14, Charlie Davis 13, Anderson 11, Mayberry 11, Charles 10, Hodel 10, C.Johnson 10, Purify 10, Hagan 9, Reed 9, Warren 9, Bayuk 7, Flannigan 7, White 7, Hardy 6, Rouson 6, Stransky 6, Troutman 6, Barnes 5, Kunz 5, Lam 5, Powell 5, Adkins II 4, Calhoun 4, B.Harris 4, W.Harris 4, Hatcher 4, Keyworth 4, Waddy 4, Bernardi 3, Charles 3, Curtis 3, Dove 3, Kelly 3, Kissick 3, Olander 3, K.Stewart 3, Tarver 3, Aunese 2, Bratten 2, R.Brown 2, Cook 2, Henry 2, Houston 2, Jenkins 2, K.Johnson 2, Lindsay 2, Matthews 2, McLemore 2, Reliford 2, Singleton 2, Walsh 2, Weiss 2, Williams 2, Wilson 2, Arendt 1, Ballage 1, Becker 1, Branch 1, Carr 1, Cherrington 1, Charles Davis 1, Duenas 1, Hagin 1, Hill 1,Holliday 1, Hornberger 1, Jackson 1, Ri. Johnson 1, Ro.Johnson 1, Jones 1, Jordan 1, Lee 1, Lockridge 1, Narcisian 1, Nigbur 1, Oliver 1, Portis 1, Pritchard 1, Rieger 1,Rife 1, Schrepferman 1, Simmons 1, Smith 1, Solomon 1, Weatherspoon 1, Woods 1. Simmons 1, Smith 1, Solomon 1, Weatherspoon 1, Woods 1.*

## Top Quarterback Rushing Games

| Yds | (att-td) | Player | Opponent | Date |
|---|---|---|---|---|
| 207 | (26-0) | Bobby Anderson | at Oklahoma State | Nov. 9, 1968 |
| 185 | (28-3) | Bobby Anderson | Oklahoma | Oct. 26, 1968 |
| 185 | (22-1) | Sal Aunese | Washington State | Sept. 26, 1987 |
| 173 | (17-2) | Mark Hatcher | at Oregon | Sept. 13, 1986 |
| 163 | (24-4) | Bobby Anderson | Tulsa | Sept. 20, 1969 |
| 156 | (29-3) | Dan Kelly | at Iowa State | Oct. 15, 1966 |
| 156 | (28-3) | Darian Hagan | at Kansas State | Nov. 18, 1989 |
| 151 | (25-3) | Mark Hatcher | Missouri | Oct. 12, 1985 |
| 144 | ( 8-2) | David Williams | at Nebraska | Oct. 25, 1975 |
| 143 | ( 7-1) | Kordell Stewart | #Notre Dame | Jan. 2, 1995 |
| 134 | (16-2) | Bill Solomon | Northwestern | Sept. 30, 1978 |
| 127 | (19-3) | Sal Aunese | at Iowa State | Oct. 31, 1987 |
| 127 | (22-3) | Kordell Stewart | Kansas State | Oct. 22, 1994 |

*(38 games total with a quarterback rushing for 100-plus yards)*

## Top Rushing Games Without Being Tackled For A Loss

| Yds | (att-td) | Player | Opponent | Date |
|---|---|---|---|---|
| 259 | (29-2) | Rashaan Salaam | Iowa State | Nov. 19, 1994 |
| 250 | (24-1) | James Mayberry | Oklahoma State | Oct. 8, 1977 |
| 238 | (10-3) | Carroll Hardy | Kansas State | Nov. 20, 1954 |
| 232 | (16-2) | Kayo Lam | Colorado State | Oct. 27, 1934 |
| 226 | ( 7-4) | Kayo Lam | Colorado Mines | Oct. 19, 1935 |
| 213 | (18-3) | Byron White | Colorado College | Nov. 13, 1937 |
| 201 | (15-2) | Cortlen Johnson | #Boston College | Dec. 31, 1999 |
| 198 | (24-6) | Chris Brown | Nebraska | Nov. 23, 2001 |
| 195 | (34-2) | Eric Bieniemy | at Kansas | Oct. 15, 1988 |
| 191 | (21-1) | Bobby Purify | Colorado State (Denver) | Sept. 1, 2001 |

## Attempts

| No. | (yds-td) | Player | Opponent | Date |
|---|---|---|---|---|
| 40 | (174-1) | James Mayberry | Kansas State | Nov. 19, 1977 |
| 38 | (137-4) | Eric Bieniemy | at Nebraska | Nov. 2, 1990 |
| 38 | (237-2) | Marlon Barnes | Iowa State | Nov. 14, 1998 |
| 37 | (202-2) | Charlie Davis | #Houston | Dec. 31, 1971 |
| 36 | ( 75-0) | Byron White | Brigham Young | Oct. 16, 1937 |
| 36 | (140-1) | Tony Reed | at Kansas State | Nov. 20, 1976 |
| 36 | (123-0) | Rodney Stewart | Iowa State | Nov. 13, 2010 |
| 35 | (210-2) | Byron White | Utah State | Oct. 9, 1937 |
| 35 | (156-0) | Bill Harris | Kansas State | Sept. 29, 1962 |
| 35 | (254-3) | Bobby Anderson | #Alabama | Dec. 13, 1969 |
| 35 | (168-0) | Tony Reed | Kansas | Nov. 13, 1976 |
| 35 | (317-1) | Rashaan Salaam | at Texas | Oct. 1, 1994 |
| 35 | (211-3) | Chris Brown | at Missouri | Nov. 9, 2002 |

## Average Per Carry *(minimum 5 attempts)*

| Avg. | (att-yd-td) | Player | Opponent | Date |
|---|---|---|---|---|
| 32.29 | (7-226-4) | Kayo Lam | Colorado Mines | Oct. 19, 1935 |
| 30.40 | (5-152-2) | Frank Bernardi | Colorado State | Sept. 25, 1954 |
| 23.80 | (10-238-3) | Carroll Hardy | Kansas State | Nov. 20, 1954 |
| 20.42 | (7-143-1) | Kordell Stewart | #Notre Dame | Jan. 2, 1995 |
| 18.71 | (7-131-2) | Eddie Dove | Kansas | Oct. 5, 1957 |
| 18.00 | (8-144-2) | David Williams | at Nebraska | Oct. 25, 1975 |
| 18.00 | (5- 90-1) | Bill Harris | Iowa State | Oct. 19, 1963 |
| 17.80 | (10-178-3) | J.J. Flannigan | Kansas | Oct. 21, 1989 |
| 17.80 | (5- 89-1) | Frank Bernardi | Drake | Sept. 18, 1954 |
| 17.71 | (7-124-1) | Emerson Wilson | Kansas State | Nov. 20, 1954 |

## Touchdowns

| TD | (att-yds) | Player | Opponent | Date |
|---|---|---|---|---|
| 6 | (24-198) | Chris Brown | Nebraska | Nov. 23, 2001 |
| 4 | (NA) | Earl Loser | Brigham Young | Oct. 7, 1923 |
| 4 | (NA) | Max Chamberlain | Denver | Nov. 26, 1925 |
| 4 | (NA) | Bill Smith | Colorado Mines | Oct. 20, 1928 |
| 4 | ( 7-226) | Kayo Lam | Colorado Mines | Oct. 19, 1935 |
| 4 | ( 8-117) | Byron White | Colorado Mines | Oct. 30, 1937 |
| 4 | ( 5- 34) | Harry Narcisian | Kansas State | Oct. 23, 1948 |
| 4 | (25-183) | John Bayuk | at Arizona | Oct. 9, 1954 |
| 4 | (24-163) | Bobby Anderson | Tulsa | Sept. 20, 1969 |
| 4 | (28-124) | James Mayberry | Northwestern | Sept. 30, 1978 |
| 4 | (20-246) | J.J. Flannigan | at Kansas State | Nov. 18, 1989 |
| 4 | (38-137) | Eric Bieniemy | at Nebraska | Nov. 3, 1990 |
| 4 | (26- 85) | Rashaan Salaam | Wisconsin | Sept. 17, 1994 |
| 4 | (25-161) | Rashaan Salaam | Oklahoma | Oct. 15, 1994 |
| 4 | (13-137) | Michael Adkins II | Charleston Southern | Oct. 19, 2013 |

## Consecutive 100-Yard Rushing Games

| | | |
|---|---|---|
| 9 | Rashaan Salaam, 1994 | (Michigan, Texas, Missouri, Oklahoma, Kansas State, Nebraska, Oklahoma State, Kansas, Iowa State) |
| 8 | Eric Bieniemy, 1990 | (Washington, Missouri, Iowa State, Kansas, Oklahoma, Nebraska, Oklahoma State, Kansas State) |
| 8 | Chris Brown, 2002 | (UCLA, Kansas State, Kansas, Baylor, Texas Tech, Oklahoma, Missouri, Iowa State) |
| 5 | Byron White, 1937 | (Colorado State, Colorado Mines, Utah, Colorado College, Denver) |
| 5 | James Mayberry, 1977 | (Nebraska, Missouri, Iowa State, Oklahoma, Kansas State) |
| 4 | Eric Bieniemy, 1988 | (Kansas, Oklahoma, Iowa State, Missouri) |
| 4 | Hugh Charles, 2007 | (Miami-Ohio, Oklahoma, Baylor, Kansas State) |

# PASSING

## Yards *(all 200-plus yard games)*

| Yds | (a-c-i, td) | Player | Opponent | Date |
|---|---|---|---|---|
| 474 | (49-28-0, 3) | Tyler Hansen | California (OT) | Sept. 10, 2011 |
| 465 | (32-25-0, 2) | Mike Moschetti | San Jose State | Sept. 11, 1999 |
| 457 | (33-19-1, 3) | Koy Detmer | at Missouri | Nov. 2, 1996 |
| 455 | (67-46-1, 7) | Sefo Liufau | at California (2 OT) | Sept. 27, 2014 |
| 426 | (27-19-1, 4) | Koy Detmer | NE Louisiana | Sept. 16, 1995 |
| 419 | (54-38-1, 2) | Joel Klatt | Kansas (OT) | Oct. 11, 2003 |
| 418 | (50-33-5, 2) | Koy Detmer | Oklahoma | Oct. 17, 1992 |
| 409 | (36-21-1, 4) | Kordell Stewart | Colorado State | Sept. 5, 1992 |
| 402 | (31-21-0, 3) | Koy Detmer | Oklahoma State | Oct. 12, 1996 |
| 402 | (34-21-0, 4) | Joel Klatt | Colorado State (Denver) | Aug. 30, 2003 |
| 401 | (47-27-1, 5) | Koy Detmer | Iowa State | Nov. 9, 1996 |
| 400 | (46-33-0, 3) | Connor Wood | Colorado State (Denver) | Sept. 1, 2013 |
| 398 | (36-28-0, 3) | Joel Klatt | Texas A&M | Oct. 8, 2005 |
| 389 | (40-25-1, 1) | Sefo Liufau | Arizona State | Oct. 10, 2015 |
| 382 | (31-22-1, 4) | Mike Moschetti | Oklahoma | Oct. 30, 1999 |
| 371 | (45-25-0, 3) | Koy Detmer | #Washington | Dec. 30, 1996 |
| 371 | (33-26-0, 3) | Joel Klatt | North Texas | Sept. 18, 2004 |
| 364 | (42-31-0, 2) | Koy Detmer | at Colorado State | Sept. 7, 1996 |
| 364 | (36-23-1, 3) | Sefo Liufau | California | Nov. 16, 2013 |
| 362 | (35-19-2, 3) | John Hessler | Nebraska | Nov. 28, 1997 |
| 361 | (51-24-2, 1) | Randy Essington | Nebraska | Oct. 9, 1982 |
| 356 | (64-30-3, 4) | Cody Hawkins | at Toledo | Sept. 11, 2009 |
| 349 | (32-21-2, 1) | Craig Keenan | Kansas | Nov. 3, 1984 |
| 348 | (34-24-0, 5) | John Hessler | at Oklahoma | Sept. 30, 1995 |
| 346 | (50-31-2, 2) | Craig Ochs | Fresno State | Aug. 26, 2001 |
| 346 | (29-16-1, 2) | Erik Greenberg | at Baylor | Oct. 4, 2003 |
| 346 | (42-25-0, 2) | Joel Klatt | at Texas A&M (OT) | Oct. 23, 2004 |
| 345 | (23-14-0, 3) | Randy Essington | Texas Tech | Sept. 12, 1981 |
| 345 | (42-29-1, 2) | Jordan Webb | at Washington State | Sept. 22, 2012 |
| 344 | (47-25-1, 3) | Steve Vogel | Michigan State | Sept. 8, 1984 |
| 341 | (36-23-2, 3) | Connor Wood | Central Arkansas | Sept. 7, 2013 |
| 339 | (43-28-0, 2) | Sefo Liufau | Arizona | Oct. 17, 2015 |
| 336 | (32-21-0, 1) | Craig Ochs | Oklahoma State | Oct. 28, 2000 |
| 335 | (45-24-2, 0) | Kordell Stewart | at Missouri | Oct. 8, 1992 |
| 333 | (33-24-0, 2) | Joel Klatt | #Texas-El Paso | Dec. 29, 2004 |
| 328 | (30-18-2, 3) | Kordell Stewart | at Oklahoma State | Nov. 6, 1993 |
| 322 | (39-24-2, 3) | Cody Hawkins | #Alabama | Dec. 30, 2007 |
| 322 | (44-29-2, 3) | Cody Hawkins | at Kansas | Nov. 6, 2010 |
| 318 | (42-26-1, 3) | Sefo Liufau | at Massachusetts | Sept. 6, 2014 |
| 317 | (41-21-0, 3) | Mike Moschetti | Nebraska (OT) | Nov. 26 1999 |
| 317 | (31-20-1, 1) | Sefo Liufau | Utah | Nov. 29, 2014 |
| 314 | (42-24-2, 2) | John Hessler | at Kansas State | Nov. 18, 1995 |
| 314 | (52-36-1, 2) | Sefo Liufau | Washington | Nov. 1, 2014 |
| 312 | (57-37-2, 0) | Sefo Liufau | at UCLA | Oct. 31, 2015 |
| 311 | (46-22-1, 1) | Steve Vogel | UCLA | Sept. 29, 1984 |
| 308 | (45-22-2, 1) | John Hessler | at Oklahoma State | Oct. 11, 1997 |
| 308 | (49-32-1, 2) | Sefo Liufau | Oregon State | Oct. 4, 2014 |
| 307 | (34-25-1, 1) | Craig Ochs | Iowa State | Nov. 11, 2000 |
| 306 | (53-34-2, 1) | Cody Hawkins | Florida State | Sept. 15, 2007 |
| 306 | (51-30-4, 1) | Nick Hirschman | Utah | Nov. 23, 2012 |
| 304 | (34-22-0, 0) | Kordell Stewart | at Kansas | Nov. 14, 1992 |
| 301 | (31-22-0, 5) | John Hessler | at Oklahoma State | Nov. 4, 1995 |
| 299 | (40-24-1, 1) | John Hessler | at Iowa State | Nov. 8, 1997 |
| 294 | (32-21-1, 2) | Kordell Stewart | at Michigan | Sept. 24, 1994 |
| 293 | (26-17-1, 2) | Cody Hawkins | at Baylor | Oct. 6, 2007 |
| 292 | (52-27-3, 2) | Cody Hawkins | at West Virginia | Oct. 1, 2009 |
| 291 | (45-30-3, 2) | Mike Moschetti | Colorado State (Denver) | Sept. 4, 1999 |

**PASSING Yards *continued***

| Yds | (a-c-i, td) | Player | Opponent | Date |
|---|---|---|---|---|
| 290 | (45-29-1, 1) | Joel Klatt | at Kansas State | Oct. 18, 2003 |
| 289 | (20-13-0, 3) | Robert Hodge | Kansas State | Oct. 5, 2002 |
| 288 | (27-21-1, 2) | Joel Klatt | at Iowa State | Nov. 15, 2003 |
| 287 | (39-23-1, 1) | Koy Detmer | Michigan | Sept. 14, 1996 |
| 287 | (44-27-2, 2) | Cody Hawkins | Kansas | Oct. 20, 2007 |
| 287 | (45-29-2, 2) | Sefo Liufau | Hawai'i | Sept. 20, 2014 |
| 285 | (35-22-2, 1) | Tyler Hansen | at Arizona State | Oct. 29, 2011 |
| 284 | (42-25-2, 0) | Joel Klatt | at Iowa State | Nov. 12, 2005 |
| 283 | (33-22-1, 0) | Joel Klatt | Colorado State | Sept. 3, 2005 |
| 282 | (40-18-2, 1) | Steve Vogel | at Oregon | Sept. 15, 1984 |
| 279 | (30-20-2, 3) | Kordell Stewart | Iowa State | Nov. 21, 1992 |
| 278 | (17-12-0, 1) | Jeff Knapple | Kent State | Sept. 17, 1977 |
| 278 | (46-31-2, 3) | Sefo Liufau | Arizona State | Sept. 13, 2014 |
| 277 | (30-13-1, 0) | Kordell Stewart | at Stanford | Sept. 18, 1993 |
| 276 | (28-14-1, 2) | Ken Johnson | Kansas State | Oct. 2, 1971 |
| 276 | (43-21-2, 2) | John Hessler | Nebraska | Oct. 28, 1995 |
| 275 | (30-19-2, 2) | Cody Hawkins | Miami-Ohio | Sept. 22, 2007 |
| 274 | (28-15-2, 1) | Derek Marshall | Oklahoma State | Oct. 29, 1983 |
| 274 | (43-22-0, 2) | Cody Hawkins | Texas Tech | Oct. 23, 2010 |
| 272 | (34-17-0, 1) | Joel Klatt | at Kansas State | Oct. 29, 2005 |
| 271 | (35-22-1, 2) | Randy Essington | Brigham Young | Sept. 26, 1981 |
| 271 | (32-21-1, 1) | Tyler Hansen | Texas A&M | Nov. 7, 2009 |
| 269 | (44-26-2, 3) | Joel Klatt | Nebraska | Nov. 28, 2003 |
| 269 | (44-21-3, 3) | Tyler Hansen | Nebraska | Nov. 27, 2009 |
| 267 | (24-17-0, 3) | Koy Detmer | at Wisconsin | Sept. 2, 1995 |
| 266 | (24-16-0, 3) | Cody Hawkins | Iowa State | Nov. 13, 2010 |
| 264 | (36-22-1, 1) | Tyler Hansen | at Utah | Nov. 25, 2011 |
| 262 | (40-23-0, 2) | Cody Hawkins | at Iowa State | Nov. 10, 2007 |
| 261 | (38-28-1, 3) | Cody Hawkins | Eastern Washington | Sept. 6, 2008 |
| 259 | (41-20-2, 1) | Mike Moschetti | Missouri (OT) | Oct. 9, 1999 |
| 258 | (38-18-1, 1) | Tyler Hansen | at Iowa State | Nov. 14, 2009 |
| 257 | (32-21-0, 3) | Mike Moschetti | Colorado State (Denver) | Sept. 5, 1998 |
| 257 | (22-17-1, 2) | Bobby Pesavento | Missouri | Nov. 3, 2001 |
| 255 | (26-18-0, 1) | Koy Detmer | Colorado State | Sept. 9, 1995 |
| 254 | (33-20-0, 3) | Koy Detmer | Washington State | Aug. 31, 1996 |
| 254 | (41-25-2, 1) | Craig Ochs | at Nebraska | Nov. 24, 2000 |
| 253 | (32-15-1, 3) | John Hessler | Kansas | Oct. 7, 1995 |
| 253 | (31-23-0, 1) | Joel Klatt | Missouri | Nov. 5, 2005 |
| 252 | (40-22-0, 1) | Kordell Stewart | Miami, Fla. | Sept. 25, 1993 |
| 252 | (33-24-2, 1) | Sefo Liufau | at Arizona | Nov. 8, 2014 |
| 251 | (21-11-0, 2) | Jim Bratten | Kansas State | Nov. 22, 1969 |
| 251 | (17-16-0, 3) | Kordell Stewart | at Baylor | Sept. 12, 1992 |
| 250 | (37-17-0, 2) | Tyler Hansen | Southern California | Nov. 4, 2011 |
| 249 | (15- 8-0, 2) | Kordell Stewart | Wisconsin | Sept. 17, 1994 |
| 249 | (31-20-0, 1) | Bobby Pesavento | Colorado State (Denver) | Sept. 2, 2000 |
| 249 | (24-14-3, 1) | Cody Hawkins | at Nebraska | Nov. 28, 2008 |
| 247 | (39-21-2, 1) | Kordell Stewart | Kansas State | Oct. 24, 1992 |
| 247 | (36-25-0, 1) | Sefo Liufau | at UCLA | Nov. 2, 2013 |
| 246 | (30-19-0, 3) | Kordell Stewart | Texas | Sept. 4, 1993 |
| 246 | (27-16-1, 2) | Koy Detmer | at Texas A & M | Sept. 28, 1996 |
| 246 | (36-20-0, 0) | Craig Ochs | at Kansas | Oct. 21, 2000 |
| 246 | (45-27-2, 2) | Sefo Liufau | UCLA (2 OT) | Oct. 25, 2014 |
| 244 | (36-17-3, 2) | Koy Detmer | at Kansas | Oct. 19, 1996 |
| 241 | (33-14-2, 1) | Ken Johnson | at Oklahoma | Oct. 16, 1971 |
| 241 | (29-17-0, 2) | Cody Hawkins | Nebraska | Nov. 23, 2007 |
| 241 | (46-23-1, 2) | Sefo Liufau | at Utah | Nov. 30, 2013 |
| 241 | (39-24-0, 3) | Sefo Liufau | Colorado State | Aug. 29, 2014 |
| 239 | (25-15-0, 1) | Craig Ochs | at Texas A & M | Oct. 7, 2000 |
| 238 | (39-22-0, 2) | Tyler Hansen | at Ohio State | Sept. 24, 2011 |
| 238 | (40-26-2, 0) | Cade Apsay | at Washington State | Nov. 21, 2015 |
| 237 | (23-12-2, 4) | Darian Hagan | Oklahoma State | Nov. 10, 1990 |
| 234 | (30-20-0, 1) | Bobby Anderson | Air Force | Nov. 23, 1968 |
| 231 | (25-16-1, 1) | Jeff Knapple | Stanford | Sept. 10, 1977 |
| 231 | (42-25-1, 1) | Sefo Liufau | Oregon | Oct. 3, 2015 |
| 230 | (33-21-1, 2) | Mike Moschetti | at Missouri | Nov. 7, 1998 |
| 230 | (25-16-0, 2) | Bobby Pesavento | at Iowa State | Nov. 10, 2001 |
| 229 | (34-17-0, 0) | Kordell Stewart | at Kansas State | Oct. 23, 1993 |
| 228 | (51-26-3, 1) | Steve Vogel | at Kansas State | Nov. 20, 1982 |
| 228 | (35-18-1, 2) | Steve Vogel | at Michigan State | Sept. 10, 1983 |
| 228 | (21-16-0, 2) | Kordell Stewart | at Missouri | Oct. 8, 1994 |
| 228 | (43-25-2, 0) | Joel Klatt | at Miami, Fla. | Sept. 24, 2005 |
| 227 | (21-13-0, 1) | Sefo Liufau | Nicholls State | Sept. 26, 2015 |
| 226 | (38-12-2, 0) | Koy Detmer | at Nebraska | Nov. 29, 1996 |
| 226 | (29-20-0, 4) | Cody Hawkins | Iowa State | Nov. 8, 2008 |
| 225 | (34-15-0, 1) | Mike Moschetti | Kansas State | Oct. 10, 1998 |
| 224 | (30-16-0, 1) | Mike Moschetti | Fresno State | Sept. 12, 1998 |
| 223 | (25-11-0, 3) | Steve Vogel | Iowa State | Oct. 13, 1984 |
| 223 | (28-18-1, 2) | John Hessler | Colorado State | Sept. 6, 1997 |
| 223 | (41-19-3, 1) | Cody Hawkins | at Kansas State | Oct. 13, 2007 |
| 223 | (30-16-1, 2) | Tyler Hansen | at Hawai'i | Sept. 3, 2011 |
| 222 | (28-18-0, 2) | Mike Moschetti | Utah State | Sept. 19, 1998 |
| 222 | (29-18-1, 1) | Joel Klatt | at Nebraska | Nov. 26, 2004 |
| 222 | (40-24-1, 1) | Cody Hawkins | Colorado State | Sept. 6, 2009 |
| 221 | (18-14-0, 2) | Kordell Stewart | Baylor | Sept. 11, 1993 |
| 220 | (36-22-2, 2) | Cody Hawkins | Oklahoma | Sept. 29, 2007 |
| 220 | (28-15-0, 2) | Sefo Liufau | Colorado State (OT) | Sept. 19, 2015 |
| 217 | (41-17-3, 2) | Kordell Stewart | #Syracuse | Jan. 1, 1993 |
| 216 | (22-17-0, 2) | Mike Moschetti | Kansas | Sept. 18, 1999 |
| 215 | (28-19-0, 1) | Mike Moschetti | at Baylor | Nov. 13, 1999 |
| 215 | (32-17-0, 2) | Tyler Hansen | Colorado State (Denver) | Sept. 17, 2011 |
| 214 | (29-20-1, 1) | Cody Hawkins | Colorado State (Denver) | Aug. 31, 2008 |
| 213 | (16- 9-2, 1) | Zack Jordan | Nebraska | Oct. 14, 1950 |
| 213 | (35-14-1, 1) | Scott Kingdom | at Oklahoma State | Nov. 8, 1980 |
| 213 | (23-11-0, 4) | Mike Moschetti | #Oregon | Dec. 25, 1998 |
| 213 | (33-18-3, 2) | Joel Klatt | at Texas Tech | Nov. 1, 2003 |
| 213 | (26-16-1, 2) | Tyler Hansen | Arizona | Nov. 12, 2011 |
| 212 | (23-12-2, 3) | Gale Weidner | Kansas | Oct. 7, 1961 |
| 212 | (32-17-1, 1) | Sefo Liufau | Arizona | Oct. 26, 2013 |
| 211 | (32-14-1, 0) | Zack Jordan | at Nebraska | Nov. 17, 1951 |
| 211 | (26-14-0, 1) | John Hessler | at Texas | Oct. 25, 1997 |
| 210 | (30-11-1, 2) | Darian Hagan | #Alabama | Dec. 28, 1991 |
| 210 | (35-18-3, 0) | Jordan Webb | at Southern California | Oct. 20, 2012 |
| 208 | (24-10-3, 2) | Gale Weidner | Utah | Nov. 11, 1961 |
| 208 | (38-17-1, 2) | John Hessler | at Kansas State | Nov. 15, 1997 |
| 208 | (24-15-1, 1) | Craig Ochs | Kansas State | Sept. 30, 2000 |
| 208 | (22-14-0, 1) | Craig Ochs | San Jose State | Sept. 8, 2001 |
| 207 | (19-15-1, 1) | Kordell Stewart | NE Louisiana | Sept. 3, 1994 |
| 207 | (28-21-1, 1) | Tyler Hansen | Baylor | Oct. 16, 2010 |
| 206 | (30-15-0, 1) | Art Quinlan | at Denver | Oct. 27, 1923 |
| 206 | (22-15-0, 3) | Bobby Anderson | Kansas State | Oct. 19, 1968 |
| 205 | (20-11-0, 1) | Kordell Stewart | #Notre Dame | Jan. 2, 1995 |
| 205 | (33-11-2, 0) | Connor Wood | Oregon | Oct. 5, 2013 |
| 203 | (27-17-1, 1) | Robert Hodge | at Missouri | Nov. 9. 2002 |
| 202 | (23-15-0, 2) | Kordell Stewart | at Kansas | Nov. 12, 1994 |
| 202 | (16- 9-0, 1) | Bobby Pesavento | Nebraska | Nov. 23, 2001 |
| 202 | (25-14-0, 3) | Cody Hawkins | Kansas State | Nov. 20, 2010 |
| 202 | (29-15-1, 1) | Tyler Hansen | at Stanford | Oct. 8, 2011 |
| 201 | (31-18-1, 2) | Cody Hawkins | Colorado State (Denver) | Sept. 1, 2007 |
| 200 | (28-13-1, 1) | Steve Vogel | at Missouri | Nov. 6, 1982 |
| 200 | (14- 7-0, 1) | Darian Hagan | Kansas State | Nov. 17, 1990 |
| 200 | (22-16-2, 0) | Mike Moschetti | at Kansas | Oct. 24, 1998 |
| 200 | (19-13-0, 2) | Bernard Jackson | Iowa State | Nov. 11, 2006 |
| 200 | (26-19-0, 2) | Tyler Hansen | Hawai'i | Sept. 18, 2010 |

**By Player (180)—***Hawkins 21, Liufau 20, Stewart 19, Klatt 16, Detmer 14, Hansen 14, Moschetti 14, Hessler 11, Ochs 8, Vogel 7, Pesavento 4, Essington 3, Hagan 3, Wood 3, Anderson 2, Hodge 2, Johnson 2, Jordan 2, Knapple 2, Webb 2, Weidner 2, Apsay 1, Bratten 1, Greenberg 1, Hirschman 1, Jackson 1, Keenan 1, Kingdom 1, Marshall 1, Quinlan 1.*

**QB Steve Vogel**

## Attempts

| Att | (com-int) | Player | Opponent | Date |
|---|---|---|---|---|
| 67 | (46-1) | Sefo Liufau | at California (2 OT) | Sept. 27, 2014 |
| 64 | (30-3) | Cody Hawkins | at Toledo | Sept. 11, 2009 |
| 57 | (37-2) | Sefo Liufau | at UCLA | Oct. 31, 2015 |
| 54 | (38-1) | Joel Klatt | Kansas (OT) | Oct. 11, 2003 |
| 53 | (34-2) | Cody Hawkins | Florida State | Sept. 15, 2007 |
| 52 | (27-3) | Cody Hawkins | at West Virginia | Oct. 1, 2009 |
| 52 | (36-1) | Sefo Liufau | Washington | Nov. 1, 2014 |
| 51 | (24-2) | Randy Essington | Nebraska | Oct. 9, 1992 |
| 51 | (25-3) | Steve Vogel | at Kansas State | Nov. 20, 1982 |
| 51 | (30-4) | Nick Hirschman | Utah | Nov. 23, 2012 |
| 50 | (33-5) | Koy Detmer | Oklahoma | Oct. 17, 1992 |
| 50 | (31-2) | Craig Ochs | Fresno State | Aug. 26, 2001 |
| 49 | (28-0) | Tyler Hansen | California (OT) | Sept. 10, 2011 |
| 49 | (32-1) | Sefo Liufau | Oregon State | Oct. 4, 2014 |

## Completions

| Com | (att-int) | Player | Opponent | Date |
|---|---|---|---|---|
| 46 | (67-1) | Sefo Liufau | at California (2 OT) | Sept. 27, 2014 |
| 38 | (54-1) | Joel Klatt | Kansas (OT) | Oct. 11, 2003 |
| 37 | (57-2) | Sefo Liufau | at UCLA | Oct. 31, 2015 |
| 36 | (52-1) | Sefo Liufau | Washington | Nov. 1, 2014 |
| 34 | (53-2) | Cody Hawkins | Florida State | Sept. 15, 2007 |
| 33 | (50-5) | Koy Detmer | Oklahoma | Oct. 17, 1992 |
| 33 | (46-0) | Connor Wood | Colorado State (Denver) | Sept. 1, 2013 |
| 32 | (49-1) | Sefo Liufau | Oregon State | Oct. 4, 2014 |
| 31 | (42-0) | Koy Detmer | at Colorado State | Sept. 7, 1996 |
| 31 | (50-2) | Craig Ochs | Fresno State | Aug. 26, 2001 |
| 31 | (46-2) | Sefo Liufau | Arizona State | Sept. 13, 2004 |
| 30 | (45-3) | Mike Moschetti | Colorado State (Denver) | Sept. 4, 1999 |
| 30 | (64-3) | Cody Hawkins | at Toledo | Sept. 11, 2009 |
| 30 | (51-4) | Nick Hirschman | Utah | Nov. 23, 2012 |

## Interceptions

| Int | (att-com) | Player | Opponent | Date |
|---|---|---|---|---|
| 5 | (19- 5) | Jeff Austin | at Texas Tech | Sept. 11, 1976 |
| 5 | (50-33) | Koy Detmer | Oklahoma | Oct. 17, 1992 |
| 4 | (31-19) | Bernie McCall | Missouri | Nov. 6, 1965 |
| 4 | (11- 3) | Bobby Anderson | at Missouri | Oct. 12, 1968 |
| 4 | (23-10) | Jeff Knapple | at Oklahoma | Nov. 12, 1977 |
| 4 | (25-10) | Scott Kingdom | Drake | Oct. 11, 1980 |
| 4 | (31-13) | Randy Essington | Oklahoma | Oct. 30, 1982 |
| 4 | (40-15) | John Hessler | at Michigan | Sept. 13, 1997 |
| 4 | (51-30) | Nick Hirschman | Utah | Nov. 23, 2012 |

**QB Cody Hawkins**

## Touchdowns

| TD | (a-c-i) | Player | Opponent | Date |
|---|---|---|---|---|
| 7 | (67-46-1) | Sefo Liufau | at California (2 OT) | Sept. 27, 2014 |
| 5 | (34-24-0) | John Hessler | at Oklahoma | Sept. 30, 1995 |
| 5 | (31-22-0) | John Hessler | at Oklahoma State | Nov. 4, 1995 |
| 5 | (47-27-1) | Koy Detmer | Iowa State | Nov. 9, 1996 |
| 4 | (27-19-1) | Koy Detmer | NE Louisiana | Sept. 16, 1995 |
| 4 | (36-21-1) | Kordell Stewart | Colorado State | Sept. 5, 1992 |
| 4 | (23-12-2) | Darian Hagan | Oklahoma State | Nov. 10, 1990 |
| 4 | (23-11-0) | Mike Moschetti | #Oregon | Dec. 25, 1998 |
| 4 | (31-22-1) | Mike Moschetti | Oklahoma | Oct. 30, 1999 |
| 4 | (34-21-0) | Joel Klatt | Colorado State (Denver) | Aug. 30, 2003 |
| 4 | (27-16-0) | Joel Klatt | Kansas | Oct. 22, 2005 |
| 4 | (29-20-0) | Cody Hawkins | Iowa State | Nov. 8, 2008 |
| 4 | (64-30-3) | Cody Hawkins | at Toledo | Sept. 11, 2009 |

3 on 43 occasions.

## Completion Percentage

**Perfect 1.000**

| Pct. | (a-c-i) | Player | Opponent | Date |
|---|---|---|---|---|
| 1.000 | (7-7-0) | Dane Graves | at Colorado State | Nov. 25, 1950 |
| 1.000 | (6-6-0) | Darian Hagan | Missouri | Oct. 7, 1989 |
| 1.000 | (6-6-0) | Zack Jordan | at Kansas | Oct. 7, 1950 |
| **minimum 10 attempts** | | | | |
| .941 | (17-16-0) | Kordell Stewart | at Baylor | Sept. 12, 1992 |
| .923 | (13-12-1) | Nick Hirschman | at Arizona | Nov. 10, 2012 |
| .900 | (10- 9-0) | Tyler Hansen | Texas Tech | Oct. 23, 2010 |
| .833 | (18-15-0) | Craig Ochs | Colorado State (Denver) | Sept. 1, 2001 |
| .813 | (16-13-0) | Art Quinlan | Colorado College | Nov. 3, 1923 |
| .813 | (16-13-0) | Hatfield Chilson | Utah | Nov. 1, 1924 |
| .813 | (16-13-0) | Robert Hodge | Baylor | Oct. 19, 2002 |
| .800 | (15-12-1) | David Williams | at Kansas | Nov. 15, 1975 |
| .800 | (10- 8-0) | Darian Hagan | at Iowa State | Oct. 14, 1989 |
| .789 | (19-15-0) | John Hessler | Kansas | Oct. 18, 1997 |
| .789 | (19-15-1) | Kordell Stewart | NE Louisiana | Sept. 3, 1994 |
| .788 | (33-26-0) | Joel Klatt | North Texas | Sept. 18, 2004 |
| .781 | (32-25-0) | Mike Moschetti | San Jose State | Sept. 11, 1999 |
| .778 | (18-14-0) | Kordell Stewart | Baylor | Sept. 11, 1993 |
| .778 | (27-21-1) | Joel Klatt | at Iowa State | Nov. 15, 2003 |
| .778 | (36-28-0) | Joel Klatt | Texas A & M | Oct. 8, 2005 |

## Efficiency Rating *(minimum 10 attempts)*

| Rating | (a-c-i-yds-td) | Player | Opponent | Date |
|---|---|---|---|---|
| 303.1 | (10- 8-0-187, 2) | Darian Hagan | at Iowa State | Oct. 14, 1989 |
| 276.4 | (17-16-0-251, 3) | Kordell Stewart | at Baylor | Sept. 12, 1992 |
| 253.8 | (11- 7-1-155, 3) | Koy Detmer | Iowa | Sept. 26, 1992 |
| 244.4 | (27-19-1-426, 4) | Koy Detmer | NE Louisiana | Sept. 16, 1995 |
| 236.8 | (15- 8-0-249, 2) | Kordell Stewart | Wisconsin | Sept. 17, 1994 |
| 235.9 | (20-13-0-289, 3) | Robert Hodge | Kansas State | Oct. 5, 2002 |
| 229.9 | (23-14-0-345, 3) | Randy Essington | Texas Tech | Sept. 12, 1981 |
| 227.4 | (17-12-0-278, 1) | Jeff Knapple | Kent State | Sept. 17, 1977 |
| 220.8 | (32-25-0-465, 2) | Mike Moschetti | San Jose State | Sept. 11, 1999 |
| 217.6 | (11- 6-0-135,2) | Don Evans | Wyoming | Nov. 15, 1947 |
| #415.6 | (4- 4-1-111, 1) | Marc Walters | at Kansas State | Nov. 22, 1986 |
| *353.3 | ( 6- 4-1-150, 2) | Marc Walters | Kansas State | Nov. 19, 1988 |

*(#—all-time best rating for perfect completion percentage; *—all-time best rating for any amount of attempt; Second-best rating with 30-plus attempts: 199.9, Joel Klatt vs. Colorado State in Denver, Aug. 30, 2003.)*

## TOTAL OFFENSE

### Yards *(all 300-plus yard games)*

| Yds | (pass,rush) | Player | Opponent | Date |
|---|---|---|---|---|
| 527 | (455,72) | Sefo Liufau | at California (2 OT) | Sept. 27, 2014 |
| 500 | (465,35) | Mike Moschetti | San Jose State | Sept. 11, 1999 |
| 500 | (474,26) | Tyler Hansen | California (OT) | Sept. 10, 2011 |
| 457 | (457,0) | Koy Detmer | at Missouri | Nov. 2, 1996 |
| 446 | (382,64) | Mike Moschetti | Oklahoma | Oct. 30, 1999 |
| 430 | (426,4) | Koy Detmer | NE Louisiana | Sept. 16, 1995 |
| 430 | (409,21) | Kordell Stewart | Colorado State | Sept. 5, 1992 |
| 429 | (336,93) | Craig Ochs | Oklahoma State | Oct. 28, 2000 |
| 424 | (419,5) | Joel Klatt | Kansas (OT) | Oct. 11, 2003 |
| 408 | (400,8) | Connor Wood | Colorado State (Denver) | Sept. 1, 2013 |
| 398 | (398,0) | Joel Klatt | Texas A & M | Oct. 8, 2005 |
| 396 | (418,-22) | Koy Detmer | Oklahoma | Oct. 17, 1992 |
| 392 | (402,-10) | Joel Klatt | Colorado State (Denver) | Aug. 30, 2003 |
| 390 | (401,-11) | Koy Detmer | Iowa State | Nov. 9, 1996 |
| 379 | (294,85) | Kordell Stewart | at Michigan | Sept. 24, 1994 |
| 373 | (402,-29) | Koy Detmer | Oklahoma State | Oct. 12, 1996 |
| 367 | (371,-4) | Joel Klatt | North Texas | Sept. 18, 2004 |
| 366 | (364,2) | Sefo Liufau | California | Nov. 16, 2013 |
| 365 | (371,-6) | Koy Detmer | #Washington | Dec. 30, 1996 |
| 359 | (364,-5) | Koy Detmer | at Colorado State | Sept. 7, 1996 |
| 357 | (312,45) | Sefo Liufau | at UCLA | Oct. 31, 2015 |
| 355 | (362,-7) | John Hessler | Nebraska | Nov. 28, 1997 |
| 355 | (389,-34) | Sefo Liufau | at Arizona State | Oct. 10, 2015 |
| 353 | (146,207) | Bobby Anderson | at Oklahoma State | Nov. 9, 1968 |
| 352 | (361,-9) | Randy Essington | Nebraska | Oct. 9, 1982 |
| 352 | (339,13) | Sefo Liufau | Arizona | Oct. 17, 2015 |
| 351 | (346,5) | Craig Ochs | Fresno State | Aug. 26, 2001 |
| 348 | (205,143) | Kordell Stewart | #Notre Dame | Jan. 2, 1995 |
| 348 | (328,20) | Kordell Stewart | at Oklahoma State | Nov. 6, 1993 |
| 348 | (335,13) | Kordell Stewart | at Missouri | Oct. 8, 1992 |
| 347 | (346,1) | Joel Klatt | at Texas A&M (OT) | Oct. 23, 2004 |
| 344 | (345,-1) | Randy Essington | Texas Tech | Sept. 12, 1981 |
| 344 | (341,3) | Connor Wood | Central Arkansas | Sept. 7, 2013 |
| 342 | (0,342) | Charlie Davis | Oklahoma State | Nov. 13, 1971 |
| 339 | (314,25) | John Hessler | at Kansas State | Nov. 18, 1995 |
| 339 | (346, -7) | Erik Greenberg | at Baylor | Oct. 4, 2003 |
| 335 | (356,-21) | Cody Hawkins | at Toledo | Sept. 11, 2009 |
| 333 | (345, -12) | Jordan Webb | at Washington State | Sept. 22, 2012 |
| 332 | (276,56) | Ken Johnson | Kansas State | Oct. 2, 1971 |
| 331 | (318,13) | Sefo Liufau | at Massachusetts | Sept. 6, 2014 |
| 330 | (348,-18) | John Hessler | at Oklahoma | Sept. 30, 1995 |
| 328 | (317,11) | Mike Moschetti | Nebraska (OT) | Nov. 26, 1999 |
| 325 | (277,48) | Kordell Stewart | at Stanford | Sept. 18, 1993 |
| 323 | (317,6) | Sefo Liufau | Utah | Nov. 29, 2014 |
| 317 | (0,317) | Rashaan Salaam | at Texas | Oct. 1, 1994 |
| 317 | (333,-16) | Joel Klatt | #Texas-El Paso | Dec. 29, 2004 |
| 316 | (271,45) | Tyler Hansen | Texas A&M | Nov. 7, 2009 |
| 314 | (322,-8) | Cody Hawkins | #Alabama | Dec. 30, 2007 |
| 314 | (314,0) | Sefo Liufau | Washington | Nov. 1, 2014 |
| 310 | (251,59) | Jim Bratten | Kansas State | Nov. 22, 1969 |
| 309 | (0,309) | Chris Brown | at Kansas | Oct. 12, 2002 |
| 309 | (322,-13) | Cody Hawkins | at Kansas | Nov. 6, 2010 |
| 308 | (349,-41) | Craig Keenan | Kansas | Nov. 3, 1984 |
| 308 | (258,50) | Tyler Hansen | at Iowa State | Nov. 14, 2009 |
| 307 | (301,6) | John Hessler | at Oklahoma State | Nov. 4, 1995 |
| 307 | (290,17) | Joel Klatt | at Kansas State | Oct. 18, 2003 |
| 306 | (308,-2) | John Hessler | at Oklahoma State | Nov. 11, 1997 |
| 305 | (308,-3) | Sefo Liufau | Oregon State | Oct. 4, 2014 |
| 301 | (249,52) | Kordell Stewart | Wisconsin | Sept. 17, 1994 |
| 301 | (259,42) | Mike Moschetti | Missouri (OT) | Oct. 9, 1999 |

**By Player (57)—** *Liufau 9, Detmer 7, Stewart 7,Hessler 5, Klatt 4, Moschetti 4, Hansen 3, Hawkins 3, Essington 2, Ochs 2, Wood 2, Anderson 1, Bratten 1, Brown 1, Davis 1, Greenberg 1, Johnson 1, Keenan 1, Salaam 1, Webb 1.*

### Attempts

| Att | (yds) | Player | Opponent | Date |
|---|---|---|---|---|
| 77 | (527) | Sefo Liufau | at California (2 OT) | Sept. 27, 2014 |
| 72 | (357) | Sefo Liufau | at UCLA | Oct. 31, 2015 |
| 69 | (335) | Cody Hawkins | at Toledo | Sept. 11, 2009 |
| 62 | (351) | Craig Ochs | Fresno State | Aug. 26, 2001 |
| 60 | (261) | Mike Moschetti | Colorado State (Denver) | Sept. 4, 1999 |
| 60 | (314) | Sefo Liufau | Washington | Nov. 1, 2014 |
| 59 | (396) | Koy Detmer | Oklahoma | Oct. 17, 1992 |
| 59 | (299) | Nick Hirschman | Utah | Nov. 23, 2012 |
| 58 | (352) | Randy Essington | Nebraska | Oct. 9, 1982 |
| 58 | (424) | Joel Klatt | Kansas (OT) | Oct. 11, 2003 |
| 57 | (276) | Zack Jordan | at Missouri | Nov. 11, 1950 |
| 57 | (333) | Jordan Webb | at Washington State | Sept. 22, 2012 |
| 57 | (237) | Sefo Liufau | at Hawai'i | Sept. 3, 2015 |
| 56 | (294) | Cody Hawkins | Florida State | Sept. 15, 2007 |
| 56 | (500) | Tyler Hansen | California (OT) | Sept. 10, 2011 |
| 55 | (288) | Steve Vogel | Michigan State | Sept. 8, 1984 |
| 55 | (233) | Sefo Liufau | Oregon | Oct. 3, 2015 |
| 54 | (353) | Bobby Anderson | at Oklahoma State | Nov. 9, 1968 |
| 54 | (217) | Steve Vogel | at Kansas State | Nov. 20, 1982 |
| 53 | (211) | Bobby Anderson | at California | Sept. 28, 1968 |
| 53 | (301) | Mike Moschetti | Missouri (OT) | Oct. 9, 1999 |
| 53 | (240) | Sefo Liufau | at Utah | Nov. 30, 2013 |
| 53 | (276) | Sefo Liufau | Arizona State | Sept. 13, 2014 |
| 53 | (305) | Sefo Liufau | Oregon State | Oct. 4, 2014 |
| 53 | (352) | Sefo Liufau | Arizona | Oct. 17, 2015 |
| 52 | (124) | Bill Solomon | Oklahoma | Nov. 4, 1978 |
| 52 | (282) | Steve Vogel | UCLA | Sept. 29, 1984 |
| 52 | (379) | Kordell Stewart | at Michigan | Sept. 24, 1994 |
| 52 | (328) | Mike Moschetti | Nebraska (OT) | Nov. 26 1999 |
| 52 | (316) | Tyler Hansen | Texas A&M | Nov. 7, 2009 |

### Average Per Play *(minimum 10 plays)*

| Avg. | (no-yd) | Player | Opponent | Date |
|---|---|---|---|---|
| 23.80 | (10-238) | Carroll Hardy | Kansas State | Nov. 20, 1954 |
| 17.80 | (10-178) | J.J. Flannigan | Kansas | Oct. 21,1989 |
| 16.50 | (10-165) | Marc Walters | Kansas State | Nov. 19, 1988 |
| 14.94 | (18-269) | Darian Hagan | at Iowa State | Oct. 14, 1989 |
| 14.83 | (29-430) | Koy Detmer | NE Louisiana | Sept. 16 1995 |
| 14.75 | (12-177) | Darian Hagan | Minnesota | Sept. 21, 1991 |
| 14.00 | (21-294) | Kordell Stewart | at Baylor | Sept. 12, 1992 |
| 13.85 | (33-457) | Koy Detmer | at Missouri | Nov. 2, 1996 |
| 13.76 | (25-344) | Randy Essington | Texas Tech | Sept. 12, 1981 |
| 13.60 | (20-272) | Jeff Knapple | Kent State | Sept. 17, 1977 |

Best, Minimum 5 Plays—30.4 (5-152), Frank Bernardi vs. Colorado State, Sept. 25, 1954

**John Hessler**

## RECEIVING

**Yards** *(all 100-plus yard games)*

| Yds | (no-td) | Player | Opponent | Date |
|---|---|---|---|---|
| 284 | (11-2) | Paul Richardson | California (OT) | Sept. 10, 2011 |
| 222 | ( 5-2) | Walter Stanley | Texas Tech | Sept. 12, 1981 |
| 222 | ( 7-2) | Rae Carruth | at Missouri | Nov. 2, 1996 |
| 209 | (11-2) | Paul Richardson | Central Arkansas | Sept. 7, 2013 |
| 208 | (10-2) | Paul Richardson | Colorado State (Denver) | Sept. 1, 2013 |
| 192 | ( 4-2) | Derek McCoy | Colorado State (Denver) | Aug. 30, 2003 |
| 186 | (11-1) | Michael Westbrook | at Baylor | Sept. 12, 1992 |
| 182 | ( 8-1) | Charles Johnson | Oklahoma | Oct. 17, 1992 |
| 179 | (19-3) | Nelson Spruce | at California | Sept. 27, 2014 |
| 174 | ( 5-1) | Marcus Stiggers | San Jose State | Sept. 11, 1999 |
| 172 | ( 8-0) | Charles Johnson | at Stanford | Sept. 18, 1993 |
| 172 | (13-1) | Nelson Spruce | Hawai'i | Sept. 20, 2014 |
| 171 | ( 6-2) | Derek McCoy | at Baylor | Oct. 4, 2003 |
| 168 | (11-0) | Charles Johnson | at Missouri | Oct. 8, 1992 |
| 168 | ( 8-2) | Shay Fields | Arizona | Oct. 17, 2015 |
| 167 | ( 9-0) | Javon Green | Iowa State | Nov. 11, 2000 |
| 166 | ( 8-0) | Charles Johnson | at Kansas | Nov. 14, 1992 |
| 166 | ( 6-1) | Rae Carruth | Oklahoma State | Oct. 12, 1996 |
| 162 | ( 7-2) | Rae Carruth | #Washington | Dec. 30, 1996 |
| 159 | ( 4-1) | Charles Johnson | Colorado State | Sept. 5, 1992 |
| 158 | ( 7-0) | Cliff Branch | at Missouri | Oct. 24, 1970 |
| 158 | ( 5-2) | Ron Brown | Iowa State | Oct. 13, 1984 |
| 157 | ( 7-2) | Michael Westbrook | at Michigan | Sept. 24, 1994 |
| 154 | ( 6-3) | Rae Carruth | Iowa State | Nov. 9, 1996 |
| 153 | ( 9-0) | John Minardi | Oklahoma State | Oct. 28, 2000 |
| 151 | ( 6-2) | Mike Pritchard | Oklahoma State | Nov. 10, 1990 |
| 151 | ( 6-2) | Charles Johnson | Baylor | Sept. 11, 1993 |
| 148 | ( 5-1) | Rae Carruth | Kansas | Oct. 7, 1995 |
| 145 | ( 8-1) | Jon Embree | UCLA | Sept. 29, 1984 |
| 145 | (10-2) | Nelson Spruce | at Massachusetts | Sept. 6, 2014 |
| 143 | ( 5-1) | Ron Brown | Oregon State | Sept. 24, 1983 |
| 143 | ( 4-0) | D.J. Hackett | at Baylor | Oct. 4, 2003 |
| 142 | (10-2) | Ed Reinhardt | Michigan State | Sept. 8, 1984 |
| 141 | ( 4-1) | Ron Brown | at Oklahoma State | Oct. 27, 1984 |
| 141 | (11-2) | Paul Richardson | at Kansas | Nov. 6, 2010 |
| 140 | (11-0) | Paul Richardson | California | Nov. 16, 2013 |
| 140 | ( 8-0) | Nelson Spruce | California | Nov. 16, 2013 |
| 139 | ( 3-2) | Javon Green | at Kansas State | Nov. 6, 1999 |
| 138 | (13-0) | Nelson Spruce | Washington | Nov. 1, 2014 |
| 137 | ( 4-1) | Jerry Hillebrand | Arizona | Oct. 8, 1960 |
| 137 | ( 6-1) | Ron Brown | Kansas State | Nov. 19, 1983 |
| 136 | ( 5-2) | Charles Johnson | at Oklahoma | Oct. 16, 1993 |
| 135 | ( 8-2) | Michael Westbrook | at Minnesota | Sept. 19, 1992 |
| 135 | ( 7-0) | Markques Simas | Texas A&M | Nov. 7, 2009 |
| 134 | ( 5-1) | Joe Klopfenstein | #Texas-El Paso | Dec. 29, 2004 |
| 134 | ( 5-0) | Paul Richardson | Oregon | Oct. 5, 2013 |
| 133 | ( 8-0) | Jon Embree | Kansas | Nov. 3, 1984 |
| 133 | ( 3-2) | Javon Green | Oklahoma | Oct. 30, 1999 |
| 133 | ( 8-0) | Daniel Graham | San Jose State | Sept. 8, 2001 |
| 132 | ( 6-1) | Michael Westbrook | at Oklahoma State | Nov. 6, 1993 |
| 132 | ( 7-1) | Paul Richardson | Arizona | Oct. 26, 2013 |
| 131 | (11-2) | Derek McCoy | Washington State | Sept. 13, 2003 |
| 130 | ( 7-2) | Michael Westbrook | Colorado State | Sept. 5, 1992 |
| 129 | ( 6-0) | Blake Mackey | Oklahoma State | Oct. 9, 2004 |
| 128 | ( 8-0) | Michael Westbrook | at Missouri | Oct. 8, 1992 |
| 128 | ( 7-1) | Markques Simas | at Iowa State | Nov. 14, 2009 |
| 127 | ( 6-2) | Rae Carruth | at Oklahoma State | Nov. 4, 1995 |
| 124 | ( 3-1) | Steve Gaunty | Kent State | Sept. 17, 1977 |
| 123 | ( 6-1) | Charles Johnson | at Iowa State | Nov. 20, 1993 |
| 122 | ( 8-1) | Paul Richardson | Charleston Southern | Oct. 19, 2013 |
| 121 | ( 6-2) | Charles Johnson | at Oklahoma State | Nov. 6, 1993 |
| 121 | ( 5-1) | Rae Carruth | NE Louisiana | Sept. 16, 1995 |
| 121 | ( 5-0) | Paul Richardson | Iowa State | Nov. 13, 2010 |
| 120 | (10-0) | Nelson Spruce | at Washington State | Nov. 21, 2015 |
| 119 | ( 6-0) | Charles Johnson | Iowa State | Nov. 21, 1992 |
| 118 | ( 7-1) | Loy Alexander | Kansas | Nov. 3, 1984 |
| 118 | ( 6-1) | Derek McCoy | at Missouri | Nov. 9, 2002 |
| 117 | ( 3-1) | Steve Gaunty | Missouri | Oct. 29, 1977 |
| 117 | ( 6-0) | Michael Westbrook | at Kansas | Nov. 12, 1994 |
| 117 | ( 5-1) | Phil Savoy | at Missouri | Nov. 2, 1996 |
| 116 | ( 7-0) | Rae Carruth | Michigan | Sept. 13, 1996 |
| 116 | ( 8-1) | Blake Mackey | at Nebraska | Nov. 26, 2004 |
| 115 | ( 5-1) | Toney Clemons | Arizona | Nov. 12, 2011 |
| 114 | ( 4-1) | Mike Pritchard | at Kansas | Oct. 20, 1990 |
| 114 | (11-1) | Scotty McKnight | at Toledo | Sept. 11, 2009 |
| 114 | ( 7-2) | Scotty McKnight | Nebraska | Nov. 27, 2009 |
| 113 | ( 5-0) | Ricky Ward | at Oklahoma State | Nov. 8, 1980 |
| 113 | ( 6-1) | Phil Savoy | Oklahoma State | Nov. 5, 1994 |
| 113 | ( 5-1) | Derek McCoy | Texas A&M | Oct. 13, 2001 |
| 112 | ( 2-1) | Leon Mavity | Utah | Nov. 11, 1961 |
| 112 | ( 7-0) | Jon Embree | Michigan State | Sept. 8, 1984 |
| 112 | ( 5-2) | Rae Carruth | at Oklahoma | Sept. 30, 1995 |
| 112 | ( 4-1) | Daniel Graham | Nebraska | Nov. 23, 2001 |
| 112 | ( 5-2) | Toney Clemons | Southern California | Nov. 4, 2011 |
| 111 | ( 8-1) | Charles Johnson | Miami, Fla. | Sept. 25, 1993 |
| 111 | ( 5-1) | Nelson Spruce | at Utah | Nov. 28, 2015 |
| 109 | ( 2-2) | Frank McGlone | Northern Colorado | Nov. 18, 1933 |
| 109 | ( 3-1) | M.J. Nelson | Illinois | Sept. 16, 1989 |
| 109 | ( 8-1) | Jason Espinoza | at Toledo | Sept. 11, 2009 |
| 108 | ( 3-1) | Jim Haley | Colorado State | Oct. 25, 1930 |
| 108 | ( 6-0) | John Zisch | at Brigham Young | Oct. 19, 1946 |
| 108 | ( 2-0) | Ron Johnson | at Northwestern | Sept. 29, 1951 |
| 108 | ( 9-1) | Michael Westbrook | Oklahoma | Oct. 17, 1992 |
| 108 | ( 6-1) | Evan Judge | at Kansas State | Oct. 29, 2005 |
| 108 | ( 6-0) | Markques Simas | Nebraska | Nov. 27, 2009 |
| 107 | ( 4-0) | Gary Henson | Air Force | Nov. 26, 1960 |
| 107 | ( 7-0) | Donnie Holmes | Nebraska | Oct. 9, 1982 |
| 107 | ( 3-0) | Jeff Campbell | Oregon State | Sept. 24, 1988 |
| 107 | ( 8-0) | Phil Savoy | at Wisconsin | Sept. 2, 1995 |
| 107 | ( 6-0) | Phil Savoy | Nebraska | Nov. 28, 1997 |
| 107 | ( 8-0) | Scotty McKnight | at Iowa State | Nov. 14, 2009 |
| 106 | ( 6-1) | Rae Carruth | at Kansas | Oct. 19, 1996 |
| 106 | ( 7-1) | D.J. Hackett | at Kansas State | Oct. 18, 2003 |
| 106 | ( 8-1) | Scotty McKnight | Colorado State (Denver) | Sept. 1, 2007 |
| 105 | ( 2-2) | Ken Blair | Kansas | Oct. 7, 1961 |
| 105 | ( 6-0) | Dave Hestera | Nebraska | Oct. 9, 1982 |
| 105 | ( 6-1) | Cortlen Johnson | at Iowa State | Nov. 10, 2001 |
| 104 | ( 5-2) | Monte Huber | Kansas State | Oct. 19, 1968 |
| 104 | ( 5-0) | Greg Howard | at Missouri | Oct. 28, 1978 |
| 104 | ( 8-0) | Charles Johnson | Kansas State | Oct. 24, 1992 |
| 104 | ( 8-0) | Phil Savoy | Iowa State | Nov. 9, 1996 |
| 104 | ( 9-0) | Scotty McKnight | Missouri | Oct. 31, 2009 |
| 104 | ( 7-2) | Nelson Spruce | Colorado State (Denver) | Aug. 29, 2014 |
| 103 | ( 5-2) | Ed Pudlik | at Missouri | Nov. 13, 1948 |
| 103 | ( 6-1) | Daniel Graham | Missouri | Nov. 3, 2001 |
| 103 | (10-1) | D.J. Hackett | Colorado State (Denver) | Aug. 30, 2003 |
| 103 | ( 2-0) | Josh Smith | at Baylor | Oct. 6, 2007 |
| 103 | ( 8-1) | Nelson Spruce | at Washington State | Sept. 22, 2012 |
| 103 | ( 5-0) | Shay Fields | at Arizona State | Oct. 10, 2015 |
| 102 | ( 5-0) | J.V. Cain | Oklahoma | Oct. 21, 1972 |
| 102 | ( 2-1) | Jeff Campbell | Kansas State | Nov. 19, 1988 |
| 102 | ( 4-0) | Toney Clemons | at Utah | Nov. 25, 2011 |
| 101 | ( 8-2) | Phil Savoy | at Kansas State | Nov. 15, 1997 |
| 101 | ( 8-0) | Dusty Sprague | at Texas A&M (OT) | Oct. 23, 2004 |
| 101 | ( 9-0) | Devin Ross | at UCLA | Oct. 31, 2015 |
| 100 | ( 2-2) | Frank Clarke | Utah | Nov. 5, 1955 |
| 100 | ( 7-1) | Loy Alexander | at Michigan State | Sept. 10, 1983 |
| 100 | ( 4-2) | Rae Carruth | at Wisconsin | Sept. 2, 1995 |
| 100 | ( 4-1) | Marcus Stiggers | Colorado State (Denver) | Sept. 5, 1998 |
| 100 | ( 5-1) | Javon Green | Nebraska (OT) | Nov. 26, 1999 |
| 100 | ( 7-0) | Daniel Graham | Kansas State | Sept. 30, 2000 |

**By Player (131)**—*C.Johnson 12, Carruth 11, Richardson 9, Spruce 9, Westbrook 8, Savoy 6, McCoy 5, McKnight 5, Brown 4, Graham 4, Green 4, Clemons 3, Embree 3, Hackett 3, Simas 3, Alexander 2, Campbell 2, Fields 2, Gaunty 2, Mackey 2, Pritchard 2, Stiggers 2, Blair 1, Branch 1, Cain 1, Clarke 1, Espinoza 1, Haley 1, Henson 1, Hillebrand 1, Holmes 1, Howard 1, Hestera 1, Huber 1, Co.Johnson 1, R.Johnson 1, Judge 1, Klopfenstein 1, Mavity 1, McGlone 1, Minardi 1, Nelson 1, Pudlik 1, Reinhardt 1, Ross 1, Smith 1, Sprague 1, Stanley 1, Ward 1, Zisch 1.*

### Receptions

| No. | (yds-td) | Player | Opponent | Date |
|---|---|---|---|---|
| 19 | (179-3) | Nelson Spruce | at California (2 OT) | Sept. 27, 2014 |
| 13 | (172-1) | Nelson Spruce | Hawai'i | Sept. 20, 2014 |
| 13 | (138-0) | Nelson Spruce | Washington | Nov. 1, 2014 |
| 11 | (186-1) | Michael Westbrook | at Baylor | Sept. 12, 1992 |
| 11 | (168-0) | Charles E. Johnson | at Missouri | Oct. 8, 1992 |
| 11 | (131-2) | Derek McCoy | Washington State | Sept. 13, 2003 |
| 11 | (114-1) | Scotty McKnight | at Toledo | Sept. 11, 2009 |
| 11 | ( 92-1) | Markques Simas | at Oklahoma State | Nov. 19, 2009 |
| 11 | (141-2) | Paul Richardson | at Kansas | Nov. 6, 2010 |
| 11 | (284-2) | Paul Richardson | California (OT) | Sept. 10, 2011 |
| 11 | (209-2) | Paul Richardson | Central Arkansas | Sept. 7, 2013 |
| 11 | (140-0) | Paul Richardson | California | Nov. 16, 2013 |
| 11 | ( 90-0) | Nelson Spruce | at UCLA | Oct. 31, 2015 |
| 10 | (142-2) | Ed Reinhardt | Michigan State | Sept. 8, 1984 |
| 10 | ( 98-0) | Monte Huber | at California | Sept. 28, 1968 |
| 10 | ( 89-1) | Daniel Graham (TE) | #Oregon | Jan. 1, 2002 |
| 10 | (103-1) | D.J. Hackett | Colorado State (Denver) | Aug. 30, 2003 |
| 10 | ( 98-1) | Nelson Spruce | Utah | Nov. 23, 2012 |
| 10 | (208-2) | Paul Richardson | Colorado State (Denver) | Sept. 1, 2013 |
| 10 | (145-2) | Nelson Spruce | at Massachusetts | Sept. 6, 2014 |
| 10 | (120-0) | Nelson Spruce | at Washington State | Nov. 21, 2015 |

### Average Per Reception *(minimum 3 receptions)*

| Avg. | (no-yds-td) | Player | Opponent | Date |
|---|---|---|---|---|
| 48.00 | (4-192-2) | Derek McCoy | Colorado State (Denver) | Aug. 30, 2003 |
| 46.33 | (3-139-2) | Javon Green | at Kansas State | Nov. 6, 1999 |
| 44.40 | (5-222-2) | Walter Stanley | Texas Tech | Sept. 12, 1981 |
| 44.33 | (3-133-2) | Javon Green | Oklahoma | Oct. 30, 1999 |
| 41.33 | (3-124-1) | Steve Gaunty | Kent State | Sept. 17, 1977 |
| 39.75 | (4-159-1) | Charles Johnson | Colorado State | Sept. 5, 1992 |
| 39.00 | (3-117-1) | Steve Gaunty | Missouri | Oct. 29, 1977 |
| 36.33 | (3-109-1) | M.J. Nelson | Illinois | Sept. 16, 1989 |
| 35.75 | (4-143-0) | D.J. Hackett | at Baylor | Oct. 4, 2003 |
| 35.67 | (3-107-0) | Jeff Campbell | Oregon State | Sept. 24, 1988 |

Best Two Reception Average—56.0 (2-112-1), Leon Mavity vs. Utah, Nov. 11, 1961.

### Touchdowns

| TD | (no-yds) | Player | Opponent | Date |
|---|---|---|---|---|
| 3 | ( 3- 95) | Richard Johnson | Kansas | Nov. 13, 1982 |
| 3 | ( 6-154) | Rae Carruth | Iowa State | Nov. 9, 1996 |
| 3 | (19-179) | Nelson Spruce | at California (2 OT) | Sept. 27, 2014 |
| 2 | on 64 occasions | | | |

Paul Richardson 6, Rae Carruth 5, Derek McCoy 5, Charles E. Johnson 3, Joe Klopfenstein 3, Gary Knafelc 3, Scotty McKnight 3, Phil Savoy 3, Michael Westbrook 3, Javon Green 2, D.J. Hackett 2, Mike Pritchard 2, Nelson Spruce 2, Loy Alexander 1, Ken Blair 1, Paul Bradley 1, Ron Brown 1, J.V. Cain 1, Darrin Chiaverini 1, Leroy Clark 1, Frank Clarke 1, Toney Clemons 1, Charlie Davis 1, Tyson DeVree 1, Boyd Dowler 1, Shay Fields 1, Brody Heffner 1, Monte Huber 1, Evan Judge 1, Leon Lavington 1, John Minardi 1, Gary Nady 1, Ed Pudlik 1, Ed Reinhardt 1, Walter Stanley 1, Marcus Stiggers 1, Dick Woodward 1.

## PUNT RETURNS

### Returns

| No. | (yds-td) | Player | Opponent | Date |
|---|---|---|---|---|
| 10 | (167-0) | Deon Figures | Kansas State | Oct. 24, 1992 |
| 9 | (112-0) | Jeff Campbell | at Missouri | Oct. 11, 1986 |
| 8 | (100-0) | Byron White | Colorado Mines | Oct. 30, 1937 |
| 8 | ( 91-0) | Byron White | Missouri | Oct. 2, 1937 |
| 7 | ( 63-0) | Charles Greer | at Kansas State | Nov. 18, 1967 |
| 7 | ( 70-0) | Mike E. Davis | Northwestern | Sept. 30, 1978 |
| 7 | ( 92-0) | Chase McBride | Miami-Ohio | Sept. 22, 2007 |
| 6 | (106-0) | Malcolm Miller | at Utah State | Oct. 22, 1949 |
| 6 | (106-1) | Cliff Branch | Kansas State | Oct. 2, 1971 |
| 6 | ( 38-0) | Mike E. Davis | New Mexico | Sept. 24, 1977 |
| 6 | ( 46-0) | Mike E. Davis | at Kansas | Nov. 17, 1979 |
| 6 | ( 18-0) | Walter Stanley | Kansas State | Nov. 21, 1981 |
| 6 | (105-0) | Jo Jo Collins | Iowa State | Oct. 13, 1984 |
| 6 | (148-1) | Roman Hollowell | Fresno State | Aug. 26, 2001 |
| 6 | (107-0) | Jeremy Bloom | at Baylor | Oct. 4, 2003 |

### Yards *(all 100-yard games)*

| Yds | (no.-td) | Player | Opponent | Date |
|---|---|---|---|---|
| 167 | (10-0) | Deon Figures | Kansas State | Oct. 24, 1992 |
| 159 | ( 3-1) | Byron White | at Utah | Nov. 6, 1937 |
| 148 | ( 6-1) | Roman Hollowell | Fresno State | Aug. 26, 2001 |
| 146 | ( 5-1) | Cliff Branch | Air Force | Nov. 20, 1971 |
| 143 | ( 3-2) | Cliff Branch | Iowa State | Oct. 10, 1970 |
| 136 | ( 4-1) | Byron White | Colorado State | Oct. 23, 1937 |
| 127 | ( 5-1) | Ben Kelly | #Boston College | Dec. 31, 1999 |
| 121 | ( 5-2) | Byron White | Utah | Nov. 7, 1936 |
| 120 | ( 4-1) | Cedric Cormier | Colorado State (Denver) | Sept. 5, 1998 |
| 117 | ( 4-1) | Roman Hollowell | Missouri | Nov. 3, 2001 |
| 116 | ( 6-0) | Malcolm Miller | at Utah State | Oct. 22, 1949 |
| 115 | ( 5-1) | Dave McCloughan | at Kansas | Oct. 20, 1990 |
| 112 | ( 9-0) | Jeff Campbell | at Missouri | Oct. 11, 1986 |
| 108 | ( 3-0) | Jeff Campbell | Nebraska | Nov. 4, 1989 |
| 108 | ( 4-0) | Josh Smith | Eastern Washington | Sept. 6, 2008 |
| 107 | ( 6-0) | Jeremy Bloom | at Baylor | Oct. 4, 2003 |
| 106 | ( 6-1) | Cliff Branch | Kansas State | Oct. 2, 1971 |
| 106 | ( 3-1) | Steve Haggerty | Iowa State | Oct. 14, 1972 |
| 106 | ( 2-1) | Ben Kelly | Utah State | Sept. 19, 1998 |
| 105 | ( 6-0) | Jo Jo Collins | Iowa State | Oct. 13, 1984 |
| 103 | ( 5-0) | Charles Greer | at Kansas State | Oct. 2, 1965 |
| 103 | ( 2-1) | Stephone Robinson | Kansas | Oct. 22, 2005 |
| 100 | ( 8-0) | Byron White | Colorado Mines | Oct. 30, 1937 |

## KICKOFF RETURNS

### Returns

| No. | (yds-td) | Player | Opponent | Date |
|---|---|---|---|---|
| 9 | (161-0) | Donta Abron | at Oregon | Oct. 27, 2012 |
| 8 | (123-0) | Walter Stanley | at Nebraska | Oct. 10, 1981 |
| 8 | (151-0) | Shelby Nash | Missouri | Oct. 8, 1983 |
| 8 | (204-0) | Darrell Scott | at Toledo | Sept. 11, 2009 |
| 8 | (171-0) | Ryan Severson | at Washington | Nov. 9, 2013 |
| 7 | (154-0) | Josh Smith | at Missouri | Oct. 25, 2008 |
| 7 | (162-0) | Josh Smith | Oklahoma State | Nov. 15, 2008 |
| 7 | (193-0) | Josh Smith | at Nebraska | Nov. 28, 2008 |
| 7 | (142-0) | Phillip Lindsay | at Oregon | Nov. 22, 2014 |
| 6 | (111-0) | Roman Hollowell | Texas (at Irving) | Dec. 1, 2001 |
| 6 | ( 87-0) | Shelby Nash | at Nebraska | Oct. 22, 1983 |
| 6 | (128-0) | Terrence Wheatley | at Kansas State | Oct. 13, 2007 |
| 6 | (161-0) | Hugh Charles | Iowa State | Nov. 10, 2007 |
| 6 | (126-0) | Hugh Charles | #Alabama | Dec. 30, 2007 |
| 6 | (153-0) | Brian Lockridge | at West Virginia | Oct. 1, 2009 |
| 6 | (113-0) | Brian Lockridge | Texas A&M | Nov. 7, 2009 |
| 6 | (133-0) | Brian Lockridge | at California | Sept. 11, 2010 |
| 6 | (133-0) | Phillip Lindsay | at California (2 OT) | Sept. 27, 2014 |
| 6 | (129-0) | Donovan Lee | Arizona | Oct. 17, 2015 |

### Yards *(all 100 yard games)*

| Yds | (no.-td) | Player | Opponent | Date |
|---|---|---|---|---|
| 204 | ( 8-0) | Darrell Scott | at Toledo | Sept. 11, 2009 |
| 193 | ( 7-0) | Josh Smith | at Nebraska | Nov. 28, 2008 |
| 186 | ( 5-0) | Ben Kelly | at Oklahoma State | Oct. 11, 1997 |
| 184 | ( 5-1) | Howard Ballage | Nebraska | Oct. 21, 1978 |
| 171 | ( 8-0) | Ryan Severson | at Washington | Nov. 9, 2013 |
| 162 | ( 7-0) | Josh Smith | Oklahoma State | Nov. 15, 2008 |
| 161 | ( 6-0) | Hugh Charles | Iowa State | Nov. 10, 2007 |
| 161 | ( 9-0) | Donta Abron | at Oregon | Oct. 27, 2012 |
| 160 | ( 3-1) | Walter Stanley | Oklahoma | Oct. 4, 1980 |
| 160 | ( 3-1) | Josh Smith | Colorado State (Denver) | Aug. 31, 2008 |
| 158 | ( 5-0) | Walter Stanley | Brigham Young | Sept. 26, 1981 |
| 154 | ( 7-0) | Josh Smith | at Missouri | Oct. 25, 2008 |
| 153 | ( 6-0) | Brian Lockridge | at West Virginia | Oct. 1, 2009 |
| 151 | ( 8-0) | Shelby Nash | Missouri | Oct. 8, 1983 |
| 149 | ( 3-1) | Ben Kelly | Missouri (OT) | Oct. 9, 1999 |
| 148 | ( 5-1) | Brian Lockridge | at Oklahoma State | Nov. 19, 2009 |
| 148 | ( 5-0) | Marques Mosley | Washington | Nov. 17, 2012 |
| 143 | ( 5-0) | Jeremy Bloom | at Baylor | Oct. 4, 2003 |
| 142 | ( 7-0) | Phillip Lindsay | at Oregon | Nov. 22, 2014 |
| 141 | ( 3-1) | Howard Ballage | at Nebraska | Oct. 22, 1977 |
| 140 | ( 5-0) | Cliff Branch | Nebraska | Oct. 31, 1970 |
| 138 | ( 5-0) | Darrell Scott | Colorado State | Sept. 6, 2009 |
| 136 | ( 4-1) | Jeremy Bloom | at Kansas State | Oct. 18, 2003 |
| 135 | ( 5-0) | Ben Kelly | at Iowa State | Nov. 8, 1997 |
| 135 | ( 3-0) | Terrence Wheatley | Colorado State (Denver) | Sept. 1, 2007 |
| 135 | ( 3-1) | Marques Mosley | Utah | Nov. 23, 2012 |
| 134 | ( 4-0) | M.J. Nelson | at Ohio State | Sept. 20, 1986 |
| 134 | ( 5-0) | Ryan Severson | Oregon | Oct. 5, 2013 |
| 133 | ( 6-0) | Brian Lockridge | at California | Sept. 11, 2010 |
| 133 | ( 6-0) | Phillip Lindsay | at California (2 OT) | Sept. 27, 2014 |
| 129 | ( 2-1) | Cliff Branch | Kansas | Nov. 7, 1970 |
| 129 | ( 5-0) | Darrell Scott | Kansas | Oct. 17, 2009 |
| 129 | ( 6-0) | Donovan Lee | Arizona | Oct. 17, 2015 |
| 128 | ( 6-0) | Terrence Wheatley | at Kansas State | Oct. 13, 2007 |
| 127 | ( 2-1) | Bill Symons | Air Force | Nov. 21, 1964 |
| 126 | ( 6-0) | Hugh Charles | #Alabama | Dec. 30, 2007 |
| 125 | ( 5-0) | Hugh Charles | Nebraska | Nov. 23, 2007 |
| 123 | ( 8-0) | Walter Stanley | at Nebraska | Oct. 10, 1981 |
| 122 | ( 4-0) | Mark Haynes | at Oklahoma | Oct. 6, 1979 |
| 122 | ( 4-0) | Josh Smith | at Kansas | Oct. 11, 2008 |
| 121 | ( 3-1) | Ben Kelly | #Oregon | Dec. 25, 1998 |
| 121 | ( 2-1) | Mike McCoy | Wichita State | Sept. 27, 1975 |
| 119 | ( 3-0) | Mike Pritchard | Colorado State | Sept. 9, 1989 |
| 119 | ( 2-1) | Ben Kelly | Wyoming | Sept. 27, 1997 |
| 118 | ( 4-0) | Walter Stanley | at Oklahoma | Oct. 31, 1981 |
| 116 | ( 2-1) | Ben Kelly | at Washington | Sept. 25, 1999 |
| 115 | ( 4-0) | Mike McCoy | Nebraska | Nov. 2, 1974 |
| 114 | ( 4-0) | Terrence Wheatley | Oklahoma | Sept. 29, 2007 |
| 113 | ( 6-0) | Brian Lockridge | Texas A&M | Nov. 7, 2009 |
| 113 | ( 5-0) | Rodney Stewart | Washington State | Oct. 1, 2011 |

**Yards** *(all 100 yard games)* ***continued***

| Yds | (no.-td) | Player | Opponent | Date |
|---|---|---|---|---|
| 113 | ( 5-0) | Phillip Lindsay | Arizona State | Sept. 13, 2014 |
| 112 | ( 4-0) | Josh Smith | Texas | Oct. 4, 2008 |
| 112 | ( 4-0) | Phillip Lindsay | Washington | Nov. 1, 2014 |
| 111 | ( 6-0) | Roman Hollowell | Texas (at Irving) | Dec. 1, 2001 |
| 110 | ( 2-0) | Roderick Sneed | Texas Tech | Oct. 26, 2002 |
| 108 | ( 2-0) | Carroll Hardy | Nebraska | Oct. 25, 1952 |
| 108 | ( 4-0) | Terrence Wheatley | Missouri | Nov. 3, 2007 |
| 107 | ( 5-0) | Ryan Severson | at Utah | Nov. 30, 2013 |
| 105 | ( 3-0) | Billy Waddy | Nebraska | Oct. 9, 1976 |
| 105 | ( 3-0) | Toney Clemons | at Missouri | Oct. 9, 2010 |
| 104 | ( 4-0) | Harry Narcisian | at Army | Oct. 4, 1947 |
| 104 | ( 4-0) | Josh Smith | Iowa State | Nov. 8, 2008 |
| 103 | ( 4-0) | Ozell Collier | at Oklahoma State | Sept. 30, 1972 |
| 103 | ( 4-0) | Rodney Stewart | at Stanford | Oct. 8, 2011 |
| 103 | ( 5-0) | Phillip Lindsay | at Southern California | Oct. 18, 2014 |
| 102 | ( 4-0) | Melvin Johnson | Stanford | Sept. 10, 1977 |
| 102 | ( 5-0) | Terrence Wheatley | at Arizona State | Sept. 8, 2007 |
| 100 | ( 1-1) | Byron White | at Denver | Nov. 26, 1936 |
| 100 | ( 1-1) | Billy Waddy | Kansas State | Nov. 22, 1975 |

## ALL-PURPOSE YARDS

*(all 250-plus yard games)*

| Player | Date | Opponent | Rushing No-Yds | Receiving No-Yds | Punt No-Yds | Kickoff No-Yds | Overall No-Yds |
|---|---|---|---|---|---|---|---|
| Rashaan Salaam | Oct. 1, 1994 | at Texas | 35-317 | 5-45 | 0-0 | 0-0 | 40-362 |
| Charlie Davis | Nov. 13, 1971 | Oklahoma State | 34-342 | 2-11 | 0-0 | 0-0 | 36-353 |
| Byron White | Nov. 6, 1937 | at Utah | 24-192 | 0-0 | 3-159 | 0-0 | 27-351 |
| Byron White | Nov. 7, 1936 | Utah | 11-138 | 0-0 | 5-121 | 1-90 | 17-349 |
| Walter Stanley | Sept. 12, 1981 | Texas Tech | 4-28 | 5-222 | 4-87 | 0-0 | 13-337 |
| Hugh Charles | Nov. 23, 2007 | Nebraska | 31-169 | 1-33 | 0-0 | 5-125 | 39-327 |
| Chris Brown | Oct. 12, 2002 | at Kansas | 25-309 | 0-0 | 0-0 | 0-0 | 25-309 |
| Paul Richardson | Sept. 10, 2011 | California (OT) | 1-9 | 11-284 | 1-4 | 0-0 | 11-297 |
| Darrell Scott | Sept. 11, 2009 | at Toledo | 12-85 | 1-1 | 0-0 | 8-204 | 21-290 |
| Hugh Charles | Nov. 10, 2007 | at Iowa State | 21-83 | 2-40 | 0-0 | 6-161 | 29-284 |
| Mike Pritchard | Aug. 26, 1990 | Tennessee (Anaheim) | 20-217 | 0-0 | 1-(-6) | 3-67 | 24-278 |
| Rodney Stewart | Oct. 1, 2011 | Washington State | 26-132 | 1-34 | 1-(-1) | 5-113 | 33-278 |
| Bobby Anderson | Dec. 13, 1969 | #Alabama | 35-254 | 0-0 | 0-0 | 1-23 | 36-277 |
| Cortlen Johnson | Nov. 10, 2001 | at Iowa State | 27-172 | 6-105 | 0-0 | 0-0 | 33-277 |
| Eric Bieniemy | Oct. 6, 1990 | at Missouri | 29-217 | 4-26 | 0-0 | 2-31 | 35-274 |
| Carroll Hardy | Nov. 20, 1954 | Kansas State | 10-238 | 0-0 | 2-18 | 1-17 | 13-273 |
| Rashaan Salaam | Nov. 19, 1994 | Iowa State | 29-259 | 1-4 | 0-0 | 0-0 | 30-263 |
| Cliff Branch | Oct. 31, 1970 | Nebraska | 9-95 | 3-18 | 1-8 | 5-140 | 18-261 |
| James Mayberry | Oct. 8, 1977 | Oklahoma State | 24-250 | 1-8 | 0-0 | 0-0 | 25-258 |
| Marlon Barnes | Nov. 14, 1998 | at Iowa State | 39-237 | 1-16 | 0-0 | 0-0 | 40-253 |
| Walter Stanley | Oct. 4, 1980 | Oklahoma | 2-1 | 4-90 | 0-0 | 3-160 | 8-251 |
| Jeremy Bloom | Oct. 4, 2003 | at Baylor | 0-0 | 1-0 | 6-107 | 5-143 | 12-250 |

## COMBINED KICK RETURN YARDS

| | | | Punt | | | Kickoff | | | Overall | | | |
|---|---|---|---|---|---|---|---|---|---|---|---|---|
| Player | Date | Opponent | No. | Yds. | TD | No. | Yds. | TD | No. | Yds. | Avg. | TD |
| Jeremy Bloom | Oct. 4, 2003 | at Baylor | 6 | 107 | 0 | 5 | 143 | 0 | 11 | 250 | 22.7 | 0 |
| Byron White | Nov. 7, 1936 | Utah | 5 | 121 | 2 | 1 | 90 | 1 | 6 | 211 | 35.2 | 3 |
| Darrell Smith | Sept. 11, 2009 | at Toledo | 0 | 0 | 0 | 8 | 204 | 0 | 8 | 204 | 25.5 | 0 |
| Josh Smith | Nov. 28, 2008 | at Nebraska | 0 | 0 | 0 | 7 | 193 | 0 | 7 | 193 | 27.5 | 0 |
| Ben Kelly | Oct. 11, 1997 | at Oklahoma State | 0 | 0 | 0 | 5 | 186 | 1 | 5 | 186 | 37.2 | 1 |
| Howard Ballage | Oct. 21, 1978 | Nebraska | 0 | 0 | 0 | 5 | 184 | 1 | 5 | 184 | 36.8 | 1 |
| Ryan Severson | Nov. 9, 2013 | at Washington | 0 | 0 | 0 | 8 | 171 | 0 | 8 | 171 | 21.4 | 0 |
| Ben Kelly | Sept. 19, 1998 | Utah State | 2 | 106 | 1 | 3 | 63 | 0 | 5 | 169 | 33.8 | 1 |
| Cliff Branch | Nov. 20, 1971 | Air Force | 5 | 146 | 1 | 1 | 22 | 0 | 6 | 168 | 28.0 | 1 |
| Roman Hollowell | Nov. 3, 2001 | Missouri | 4 | 117 | 1 | 2 | 51 | 0 | 6 | 168 | 28.0 | 1 |
| Deon Figures | Oct. 24, 1992 | Kansas State | 10 | 167 | 0 | 0 | 0 | 0 | 10 | 167 | 16.7 | 0 |
| Walter Stanley | Sept. 26, 1981 | Brigham Young | 2 | 8 | 0 | 5 | 158 | 0 | 7 | 166 | 23.7 | 0 |
| Josh Smith | Aug. 31, 2008 | Colorado St. (Den) | 2 | 6 | 0 | 3 | 160 | 1 | 5 | 166 | 31.2 | 1 |
| Josh Smith | Nov. 15, 2008 | Oklahoma State | 2 | 2 | 0 | 7 | 162 | 0 | 9 | 164 | 18.2 | 0 |
| Hugh Charles | Nov. 10, 2007 | at Iowa State | 0 | 0 | 0 | 6 | 161 | 0 | 6 | 161 | 26.8 | 0 |
| Donta Abron | Oct. 27, 2012 | at Oregon | 0 | 0 | 0 | 9 | 161 | 0 | 9 | 161 | 17.9 | 0 |
| Cliff Branch | Oct. 10, 1970 | Iowa State | 3 | 143 | 2 | 2 | 17 | 0 | 5 | 160 | 32.0 | 2 |
| Walter Stanley | Oct. 4, 1980 | Oklahoma | 0 | 0 | 0 | 3 | 160 | 1 | 3 | 160 | 53.3 | 1 |
| Josh Smith | Oct. 11, 2008 | at Kansas | 3 | 38 | 0 | 4 | 122 | 0 | 7 | 160 | 22.8 | 0 |

**Ben Kelly**

**Jeremy Bloom**

## PUNTING

### Gross Average *(minimum 3 punts)*

| Avg. | (No-Yds/Net) | Player | Opponent | Date |
|---|---|---|---|---|
| 59.8 | (5-299/56.0) | Keith English | Oregon State | Sept. 24, 1988 |
| 58.9 | (7-412/52.6) | Zack Jordan | Oklahoma | Sept. 27, 1952 |
| 57.8 | (4-231/53.0) | Mark Mariscal | Texas Tech | Oct. 26, 2002 |
| 57.4 | (8-459/53.5) | Mark Mariscal | Southern California | Sept. 14, 2002 |
| 57.2 | (6-343/47.7) | Zack Jordan | Arizona | Oct. 21, 1950 |
| 56.6 | (5-283/53.2) | Barry Helton | Iowa State | Oct. 18, 1986 |
| 56.3 | (3-169/55.7) | Andy Mitchell | Washington State | Aug. 31, 1996 |
| 55.0 | (4-220/50.5) | Zack Jordan | Oregon | Nov. 18, 1950 |
| 53.6 | (6-322/47.2) | Steve Doolittle | Nebraska | Oct. 21, 1978 |
| 52.3 | (3-157/46.7) | John Torp | Colorado State | Sept. 4, 2004 |
| 52.3 | (3-157/50.7) | John Torp | New Mexico State | Sept. 10, 2005 |
| 52.2 | (5-261/52.2) | Barry Helton | Oklahoma State | Nov. 2, 1985 |
| 52.2 | (5-261/48.8) | John Torp | Oklahoma State | Oct. 9, 2004 |
| 52.0 | (4-208/49.0) | John Torp | Colorado State | Sept. 3, 2005 |
| 51.8 | (4-207/45.8) | Matt DiLallo | Baylor | Oct. 7, 2006 |
| 51.7 | (3-155/51.7) | Zack Jordan | Nebraska | Oct. 14, 1950 |
| 51.5 | (6-309/42.2) | Nick Pietsch | Oregon (Aloha Bowl) | Dec. 25, 1998 |
| 51.3 | (3-154/50.0) | Boyd Dowler | Kansas State | Sept. 29, 1956 |
| 51.3 | (3-154/47.7) | Doug Stewart | at Oklahoma | Oct. 16, 1971 |
| 51.2 | (5-256/46.6) | Tom Rouen | Nebraska | Nov. 4, 1989 |
| 51.2 | (6-307/41.5) | John Torp | Iowa State | Oct. 16, 2004 |
| 50.8 | (6-305/46.0) | John Torp | Texas | Oct. 30, 2004 |
| 50.8 | (4-203/49.0) | Darragh O'Neill | Oregon State | Oct. 4, 2014 |
| 50.0 | (4-200/43.8) | John Torp | UTEP (Houston Bowl) | Dec. 29, 2004 |

### Net Average *(minimum 3 punts)*

| Avg. | (No-Yds/Gross) | Player | Opponent | Date |
|---|---|---|---|---|
| 56.0 | (5-280/59.8) | Keith English | Oregon State | Sept. 24, 1988 |
| 55.7 | (3-167/56.3) | Andy Mitchell | Washington State | Aug. 31, 1996 |
| 53.5 | (8-428/57.4) | Mark Mariscal | Southern California | Sept. 14, 2002 |
| 53.2 | (5-266/56.6) | Barry Helton | Iowa State | Oct. 18, 1986 |
| 52.6 | (4-212/57.8) | Mark Mariscal | Texas Tech | Oct. 26, 2002 |
| 52.2 | (7-368/58.9) | Zack Jordan | Oklahoma | Sept. 27, 1952 |
| 51.7 | (5-261/52.2) | Barry Helton | Oklahoma State | Nov. 2, 1985 |
| 51.7 | (3-155/51.7) | Zack Jordan | Nebraska | Oct. 14, 1950 |
| 50.7 | (3-152/52.3) | John Torp | New Mexico State | Sept. 10, 2005 |
| 50.5 | (4-202/55.0) | Zack Jordan | Oregon | Nov. 18, 1950 |
| 50.0 | (3-150/51.3) | Boyd Dowler | Kansas State | Sept. 29, 1956 |

**Keith English**

## TACKLES

### Number

| Tot | (UT-AT) | Player | Opponent | Date |
|---|---|---|---|---|
| 30 | ( 5-25) | Jeff Geiser | Kansas State | Nov. 24, 1973 |
| 28 | (12-16) | Ryan Sutter | at Michigan | Sept. 13, 1997 |
| 28 | (19- 9) | Hannibal Navies | Missouri | Nov. 1, 1997 |
| 25 | ( 4-21) | Lennie Ciufo | Oklahoma State | Nov. 17, 1973 |
| 25 | (13-12) | Brian Cabral | Stanford | Sept. 10, 1977 |
| 24 | ( 4-20) | Jeff Geiser | at Oklahoma | Oct. 20, 1973 |
| 24 | ( 9-15) | Bill Roe | Kansas State | Nov. 24, 1979 |
| 24 | (11-13) | Don DeLuzio | at Oregon | Sept. 13, 1986 |
| 23 | ( 3-20) | Rocky Martin | Nebraska | Nov. 16, 1968 |
| 23 | ( 7-16) | Bill Collins | Tulsa | Sept. 20, 1969 |
| 23 | ( 5-18) | Bobby Hunt | Kansas State | Nov. 23, 1973 |
| 23 | ( 6-17) | Steve Doolittle | Kansas State | Nov. 22, 1980 |
| 23 | (10-13) | Barry Remington | at Oklahoma State | Oct. 27, 1984 |
| 23 | (15- 8) | Kanavis McGhee | Oklahoma | Oct. 22, 1988 |
| 23 | (12-11) | Ryan Black | Michigan | Sept. 14, 1996 |
| 23 | (12-11) | Matt Russell | at Missouri | Nov. 2, 1996 |
| 22 | (16- 6) | Ray Cone | Oklahoma | Oct. 30, 1982 |
| 22 | (13- 9) | Barry Remington | Oregon | Sept. 14, 1985 |
| 22 | (11-11) | Barry Remington | Ohio State | Sept. 21, 1985 |
| 22 | (12-10) | Barry Remington | Kansas State | Nov. 23, 1985 |
| 22 | (17- 5) | Jordon Dizon | Colorado State (Denver) | Sept. 1, 2007 |
| 21 | (17- 4) | Rodney Rogers | at Oklahoma | Nov. 16, 1985 |
| 21 | (11-10) | Greg Biekert | Baylor | Sept. 14, 1991 |
| 20 | ( 9-11) | Bud Magrum | at Ohio State | Sept. 25, 1971 |
| 20 | ( 9-11) | Rick Stearns | at Wisconsin | Sept. 22, 1973 |
| 20 | ( 9-11) | Pete Perry | Missouri | Nov. 7, 1981 |
| 20 | ( 7-13) | Donald Muncie | Kansas State | Nov. 19, 1983 |
| 20 | (13- 7) | Don Fairbanks | at Oregon | Sept. 15, 1984 |
| 20 | (12- 8) | Barry Remington | at Oregon | Sept. 13, 1986 |
| 20 | ( 9-11) | Solomon Wilcots | at Oregon | Sept. 13, 1986 |
| 20 | (13- 7) | Eric McCarty | at Oklahoma State | Oct. 10, 1987 |
| 20 | (14- 6) | Michael Jones | Nebraska | Nov. 28, 1987 |
| 20 | (19- 1) | Greg Biekert | at Illinois | Sept. 15, 1990 |
| 20 | (12- 8) | Chad Brown | at Texas | Sept. 22, 1990 |
| 20 | (10-10) | Greg Biekert | Kansas | Nov. 16, 1991 |
| 20 | (14- 6) | Ted Johnson | at Nebraska | Oct. 31, 1992 |
| 20 | (13- 7) | Ted Johnson | at Nebraska | Oct. 29, 1994 |
| 20 | (10-10) | Jashon Sykes | Missouri (OT) | Oct. 9, 1999 |

### UNASSISTED TACKLES

| UT | (AT-Tot) | Player | Opponent | Date |
|---|---|---|---|---|
| 19 | ( 1-20) | Greg Biekert | at Illinois | Sept. 15, 1990 |
| 19 | ( 9-28) | Hannibal Navies | Missouri | Nov. 1, 1997 |
| 17 | ( 4-21) | Rodney Rogers | at Oklahoma | Nov. 16, 1985 |
| 17 | ( 5-22) | Jordon Dizon | Colorado State (Denver) | Sept. 1, 2007 |
| 16 | ( 6-22) | Ray Cone | Oklahoma | Oct. 30, 1982 |
| 15 | ( 8-23) | Kanavis McGhee | Oklahoma | Oct. 22, 1988 |
| 15 | ( 2-17) | Leonard Renfro | at Iowa State | Nov. 23, 1991 |
| 15 | ( 3-18) | Ryan Sutter | at Kansas State | Nov. 15, 1997 |
| 15 | ( 2-17) | Clyde Surrell | Texas Tech | Oct. 26, 2002 |
| 14 | ( 6-20) | Michael Jones | Nebraska | Nov. 28, 1987 |
| 14 | ( 3-17) | Bruce Young | Oklahoma | Oct. 22, 1988 |
| 14 | ( 6-20) | Ted Johnson | at Nebraska | Oct. 31, 1992 |
| 14 | ( 5-19) | Greg Biekert | Iowa State | Nov. 21, 1992 |
| 14 | ( 5-19) | Steve Rosga | Oklahoma State | Oct. 12, 1996 |
| 14 | ( 5-19) | Robbie Robinson | Texas | Oct. 14, 2000 |
| 14 | ( 3-17) | Jordon Dizon | at Arizona State | Sept. 8, 2007 |
| 14 | ( 4-18) | Addison Gillam | Oregon | Oct. 5, 2013 |
| 14 | ( 0-14) | Ryan Moeller | at Oregon | Nov. 22, 2014 |
| 13 | on 16 occasions | | | |

## ASSISTED TACKLES

| AT | (UT-Tot) | Player | Opponent | Date |
|---|---|---|---|---|
| 25 | ( 5-30) | Jeff Geiser | Kansas State | Nov. 24, 1973 |
| 21 | ( 4-25) | Lennie Ciufo | Oklahoma State | Nov. 17, 1973 |
| 20 | ( 3-23) | Rocky Martin | Nebraska | Nov. 16, 1968 |
| 18 | ( 5-23) | Bobby Hunt | Kansas State | Nov. 24, 1973 |
| 17 | ( 0-17) | Phil Irwin | at Oklahoma State | Nov. 9, 1968 |
| 17 | ( 1-18) | Randy Geist | at Oklahoma | Oct. 16, 1971 |
| 17 | ( 6-23) | Steve Doolittle | Kansas State | Nov. 22, 1980 |
| 17 | ( 1-18) | Terry Irvin | Kansas State | Nov. 19, 1983 |
| 16 | ( 1-17) | George LeMasters | Oklahoma | Oct. 31, 1964 |
| 16 | ( 0-16) | Mike Schnitker | at Oklahoma State | Nov. 9, 1968 |
| 16 | ( 7-23) | Bill Collins | Tulsa | Sept. 20, 1969 |
| 16 | ( 2-18) | Bob Humble | at Oklahoma State | Nov. 8, 1980 |
| 16 | (12-28) | Ryan Sutter | at Michigan | Sept. 13, 1997 |
| 15 | ( 0-15) | Whitney Paul | Kansas State | Nov. 23, 1973 |
| 15 | ( 2-17) | Bill Roe | Missouri | Oct. 29, 1977 |
| 15 | ( 3-18) | Terry Irvin | Oklahoma State | Oct. 29, 1983 |
| 14 | on eight occasions | | | |

## TACKLES FOR LOSS

### Number

| No-Yds | Player | Opponent | Date |
|---|---|---|---|
| 7- 56 | Ronnie Woolfork | Iowa | Sept. 26, 1992 |
| 6- 47 | Bill Brundige | at Iowa State | Oct. 11, 1969 |
| 5- 36 | Dan McMillen | at Kansas | Nov. 2, 1985 |
| 4- 28 | Herb Orvis | at Iowa State | Oct. 11, 1969 |
| 4- 19 | Bruce Smith | Kansas | Nov. 7, 1970 |
| 4- 30 | Carl Taibi | Oklahoma State | Nov. 13, 1971 |
| 4- 26 | Mark Cooney | Kansas | Nov. 11, 1972 |
| 4- 11 | Pete Perry | at Louisiana State | Sept. 20, 1980 |
| 4- 20 | Alfred Williams | Missouri | Nov. 7, 1987 |
| 4- 29 | Alfred Williams | at Iowa | Sept. 17, 1988 |
| 4- 6 | Garry Howe | at Missouri | Oct. 6, 1990 |
| 4- 15 | Alfred Williams | at Nebraska | Nov. 3, 1990 |
| 4- 16 | Leonard Renfro | Kansas State | Oct. 24, 1992 |
| 4- 6 | Greg Biekert | at Nebraska | Oct. 31, 1992 |
| 4- 16 | Sam Rogers | at Kansas State | Oct. 23, 1993 |
| 4- 7 | Matt Russell | at Oklahoma | Sept. 30, 1995 |
| 4- 5 | Kerry Hicks | Kansas | Oct. 7, 1995 |
| 4- 17 | Darryl Price | at Iowa State | Oct. 21, 1995 |
| 4- 17 | Ryan Olson | Kansas State | Nov. 16, 1996 |
| 4- 14 | Gabe Nyenhuis | at Nebraska | Nov. 29, 2002 |
| 4- 27 | Alex Ligon | Washington State (Seattle) | Sept. 11, 2004 |
| 4- 30 | Abraham Wright | Colorado State (Denver) | Sept. 9, 2006 |
| 4- 10 | George Hypolite | at Texas A&M | Nov. 1, 2008 |

**Ronnie Woolfork**

## QUARTERBACK SACKS

### Number

| No-Yds | Player | Opponent | Date |
|---|---|---|---|
| 5 -41 | Bill Brundige | #Alabama | Dec. 13, 1969 |
| 5 -36 | Dan McMillen | at Kansas | Nov. 2, 1985 |
| 4½ -46 | Ronnie Woolfork | Iowa | Sept. 26, 1992 |
| 4 -36 | Bill Brundige | at Iowa State | Oct. 11, 1969 |
| 3 -21 | Bill Brundige | Oklahoma State | Nov. 15, 1969 |
| 3 -26 | Herb Orvis | at Iowa State | Oct. 11, 1969 |
| 3 -34 | Carl Taibi | at Kansas | Nov. 6, 1971 |
| 3 -30 | Laval Short | at Kansas | Nov. 17, 1979 |
| 3 -29 | George Smith | Iowa State | Oct. 13, 1984 |
| 3 -19 | Alfred Williams | Missouri | Nov. 7, 1987 |
| 3 -28 | Lamarr Gray | Kansas State | Nov. 19, 1988 |
| 3 -19 | Leonard Renfro | at Kansas State | Oct. 26, 1991 |
| 3 -20 | Greg Jones | at Texas A & M | Sept. 28, 1996 |
| 3 -15 | Fred Jones | Texas Tech | Oct. 17, 1998 |
| 3 -26 | Alex Ligon | Washington State (Seattle) | Sept. 11, 2004 |
| 3 -29 | Abraham Wright | Colorado State (Denver) | Sept. 9, 2006 |
| 3 -20 | Josh Hartigan | Kansas State | Nov. 20, 2010 |

## INTERCEPTIONS

### Number

| No. | (yds-td) | Player | Opponent | Date |
|---|---|---|---|---|
| 3 | ( 17-0) | Malcolm Miller | Kansas | Sept. 24, 1949 |
| 3 | ( 38-1) | Roy Shepherd | Colorado State | Nov. 29, 1952 |
| 3 | ( 90-0) | Frank Bernardi | Utah | Nov. 7, 1953 |
| 3 | ( 35-0) | Carroll Hardy | Utah | Nov. 7, 1953 |
| 3 | ( 23-0) | Dick Anderson | at Oregon | Sept. 23, 1967 |
| 3 | ( 48-0) | Rich Bland | Air Force | Oct. 13, 1973 |
| 3 | ( 55-2) | Victor Scott | at Oklahoma State | Oct. 16, 1982 |
| 3 | ( 30-0) | Terrence Wheatley | at Texas Tech | Oct. 27, 2007 |
| 2 | on 67 occasions | | | |

(Deon Figures 4, John Stearns 4, Chris Hudson 3, Dick Anderson 2, Cullen Bryant 2, Howard Cook 2, Tim James 2, George Lewark 2, Odis McKinney 2, Mickey Pruitt 2, Terrence Wood 2, Jered Bell 1, Frank Bernardi 1, J.J. Billingsley 1, Dominique Brooks 1, Dennis Drummond 1, Don Branby 1, Toray Elton Davis 1, J.B. Dean 1, Don DeLuzio 1, Dane Graves 1, Greg Henderson 1, Tom Hilton 1, Larry Horine 1, Hale Irwin 1, Terry Johnson 1, Ben Kelly 1, Michael Lewis 1, Chuck McCarter 1, Medford Moorer 1, Kerry Mottl 1, Pat Murphy 1, Rod Perry 1, Jeff Raymond 1, Dave Rife 1, Clyde Riggins 1, Bill Roe 1, Steve Rosga 1, Darrin Schubeck 1, John Stavely 1, Ryan Sutter 1, David Tate 1, Cliff Vandeventer 1, Ryan Walters 1, Thaddaeus Washington 1, Terrence Wheatley 1, Damen Wheeler 1, Solomon Wilcots 1, Sam Winningham 1, Byron White 1, Bruce Young 1).

## FIELD GOALS MADE

### Number

| No. | (yards) | Player | Opponent | Date |
|---|---|---|---|---|
| 5 | (49,42,48,41,40) | Jeremy Aldrich | Kansas | Sept. 18, 1999 |
| 5 | (41,44,54,42,30) | Kevin Eberhart | at Baylor | Oct. 6, 2007 |
| 4 | (30,28,29,39) | Fred Lima | Kansas | Nov. 11, 1972 |
| 4 | (50,46,37,29) | Mark Zetterberg | Nebraska | Oct. 9, 1976 |
| 4 | (31,39,44,24) | Tom Field | at Washington State | Sept. 18, 1982 |
| 4 | (46,27,34,49) | Tom Field | at Oklahoma State | Oct. 16, 1982 |
| 4 | (25,23,24,29) | Mitch Berger | Kansas State | Oct. 24, 1992 |
| 4 | (45,40,38,27) | Jeremy Aldrich | at Nebraska | Nov. 29, 1996 |
| 4 | (35,26,48,46) | Jeremy Aldrich | at Texas | Oct. 25, 1997 |
| 4 | (27,19,29,17) | Jeremy Aldrich | Texas Tech | Oct. 17, 1998 |
| 4 | (37,48,35,35) | Jeremy Flores | at Iowa State | Nov. 10, 2001 |
| 4 | (28,60,54,33) | Mason Crosby | Iowa State | Oct. 16, 2004 |
| 4 | (37,39,46,20) | Mason Crosby | at Nebraska | Nov. 26, 2004 |
| 4 | (26,54,37,20) | Mason Crosby | #Texas-El Paso | Dec. 29, 2004 |
| 4 | (27,52,32,22) | Will Oliver | California (OT) | Sept. 10, 2011 |
| 4 | (22,41,44,52) | Will Oliver | Colorado State (Denver) | Sept. 1, 2013 |

# GAME-BY-GAME LEADERS (1976-2015)

## 1976

| Date | Opponent | Rushing | | Passing | | Receiving | | Punting | | Punt Returns | | Kickoff Returns | | Tackles | |
|---|---|---|---|---|---|---|---|---|---|---|---|---|---|---|---|
| S 11 | at Texas Tech | Reed | 22-107-0 | Austin | 19- 5-5- 67-0 | Moorehead | 3- 47-0 | Koleski | 5-37.6 | none | | Waddy | 1-17 | Vaughn | 7,1— 8 |
| S 18 | at Washington | Reed | 22- 94-0 | Austin | 7- 5-0- 60-0 | Hasselbeck | 3- 38-0 | Koleski | 6-37.8 | Waddy | 1- 8 | Waddy | 2-43 | Muxlow | 6-,5—11 |
| S 25 | MIAMI, FLA. | Kelleher | 11- 91-0 | Austin | 11- 4-0-143-1 | Moorehead | 2- 89-1 | Koleski | 7-39.3 | Waddy | 1-12 | Waddy | 2-54 | Cabral | 1,10—11 |
| O 2 | DRAKE | Reed | 18-149-2 | Knapple | 6- 4-1- 91-1 | Gaunty | 2- 52-1 | Koleski | 2-31.0 | Waddy | 1-(-4) | Waddy | 3-48 | M.L. Davis | 5,4— 9 |
| O 9 | *NEBRASKA | Reed | 18- 77-0 | Knapple | 19- 6-0- 94-0 | Moorehead | 1- 45-0 | Koleski | 6-42.3 | Ballage | 1-57 | Waddy | 3-105 | Roth | 4,7—11 |
| O 16 | *at Oklahoma State | Reed | 17- 88-0 | Knapple | 16- 9-1-130-0 | Waddy | 1- 62-0 | Koleski | 9-40.4 | Morris | 4-27 | Waddy | 2-53 | Cabral | 5,11—16 |
| O 23 | *IOWA STATE | Reed | 21-138-2 | Knapple | 11- 6-0-111-0 | Hasselbeck | 3- 66-0 | Koleski | 5-43.2 | Morris | 4-15 | Waddy | 1-12 | Cabral | 6,5—11 |
| O 30 | *OKLAHOMA | Reed | 33-136-0 | Knapple | 23-13-2-191-1 | Waddy | 1- 70-1 | Koleski | 6-39.6 | Morris | 1-10 | Mayberry | 2-31 | Haynes | 5,7—12 |
| N 6 | *at Missouri | Reed | 21- 66-0 | Knapple | 24-11-3-167-0 | Moorehead | 5- 75-0 | Koleski | 6-44.8 | Waddy | 1-10 | Waddy | 3-47 | Cabral | 4,11—15 |
| N 13 | *KANSAS | Reed | 35-168-0 | Knapple | 18- 4-0- 58-1 | Moorhead | 2- 31-1 | Koleski | 6-36.2 | Morris | 1- 0 | Waddy | 1-95 | Johnson | 2,9—11 |
| N 20 | *at Kansas State | Reed | 36-140-1 | Knapple | 10- 3-3- 16-0 | Kelleher | 2- 17-0 | Koleski | 4-42.0 | none | | Waddy | 2-34 | M.L. Davis | 9,1—10 |
| J 1 | c—Ohio State | Reed | 22- 58-0 | Knapple | 22- 8-2-137-1 | Moorehead | 4- 68-1 | Koleski | 7-35.2 | Morris | 1- 5 | Waddy | 2-56 | Cabral | 12,1—13 |

## 1977

| Date | Opponent | Rushing | | Passing | | Receiving | | Punting | | Punt Returns | | Kickoff Returns | | Tackles | |
|---|---|---|---|---|---|---|---|---|---|---|---|---|---|---|---|
| S 10 | STANFORD | Mayberry | 27-152-2 | Knapple | 25-16-1-231-1 | Gaunty | 4- 75-0 | Knapple | 5-37.2 | Davis | 1- 9 | Johnson | 4-102 | Perry | 5,12—17 |
| S 17 | KENT STATE | Mayberry | 17- 95-2 | Knapple | 17-12-0-278-1 | Gaunty | 3-124-1 | Knapple | 4-42.3 | Tesone | 2-15 | Ballage | 1-18 | Cabral | 3,7—10 |
| S 24 | NEW MEXICO | Hornberger | 17- 75-0 | Knapple | 22- 6-0- 94-1 | Niziolek | 3- 49-1 | Knapple | 9-42.0 | Davis | 6-38 | Johnson | 1-16 | Roe | 5,5—10 |
| O 1 | at Army | Ballage | 15-130-2 | Knapple | 19-10-1-119-0 | LaGarde | 4- 43-0 | Knapple | 1-34.0 | Davis | 3-13 | Hornberger | 1-22 | Short | 8,0— 8 |
| O 8 | *OKLAHOMA STATE | Mayberry | 24-250-0 | Knapple | 18- 5-1- 72-0 | Ballage | 3- 37-0 | Knapple | 5-40.8 | Davis | 2-22 | S. Brock | 1- 8 | Tesone | 4,5— 9 |
| O 15 | *at Kansas | Ballage | 19- 91-2 | Knapple | 18- 7-2-101-0 | Niziolek | 4- 71-0 | Knapple | 4-39.0 | Tesone | 1-10 | Johnson | 3-38 | Vaughn | 11,6—17 |
| O 22 | *at Nebraska | Mayberry | 21-113-1 | Knapple | 17- 6-1- 44-0 | LaGarde | 2- 27-0 | Knapple | 7-30.3 | M. Davis | 1- 8 | Ballage | 3-141 | Short | 7,6—13 |
| O 29 | *MISSOURI | Mayberry | 26-136-0 | Knapple | 18- 5-3-151-1 | Gaunty | 3-117-1 | Knapple | 9-40.8 | M. Davis | 4-45 | Hornberger | 1-24 | Lee | 5,13—18 |
| N 5 | *at Iowa State | Mayberry | 27-111-0 | Kozlowski | 1- 1-0- 55-0 | LaGarde | 1- 55-0 | Olander | 7-36.4 | M. Davis | 2-20 | Mayberry | 1-41 | Westendorf | 8,3—11 |
| N 12 | *at Oklahoma | Mayberry | 20-108-0 | Knapple | 23-10-4- 99-0 | Niziolek | 2- 35-0 | Olander | 5-43.2 | Cullins | 1-(-4) | Johnson | 2-67 | Lee | 4,10—14 |
| N 19 | *KANSAS STATE | Mayberry | 40-174-1 | Cyphers | 10- 4-1- 57-1 | Niziolek | 4- 57-1 | Olander | 5-38.4 | M. Davis | 2-38 | Mayberry | 1-13 | Cilento | 6,2— 8 |

## 1978

| Date | Opponent | Rushing | | Passing | | Receiving | | Punting | | Punt Returns | | Kickoff Returns | | Tackles | |
|---|---|---|---|---|---|---|---|---|---|---|---|---|---|---|---|
| S 9 | OREGON | Kozlowski | 11- 72-0 | Solomon | 7- 4-1- 46-0 | Kozlowski | 3- 37-0 | Olander | 4-44.0 | M. Davis | 5-69 | none | | Roe | 7,4—11 |
| S 16 | MIAMI, FLA. | Mayberry | 25- 88-1 | Solomon | 7- 2-0- 84-2 | Pugh | 1- 73-1 | Olander | 6-44.2 | M. Davis | 1-13 | Ballage | 1-31 | Short | 2,12—14 |
| S 23 | SAN JOSE STATE | Mayberry | 34-168-1 | Solomon | 12- 6-0- 84-0 | Howard | 4- 50-0 | Olander | 6-34.2 | M. Davis | 3- 6 | Ballage | 1-20 | Haynes | 7,3—10 |
| S 30 | NORTHWESTERN | Mayberry | 28-124-4 | Solomon | 9- 7-0- 90-0 | Howard | 2- 49-0 | Olander | 2-39.0 | M. Davis | 7-70 | Ballage | 2-94 | Short | 1,10—11 |
| O 7 | *KANSAS | Mayberry | 17-106-1 | Solomon | 21-11-1-127-1 | Howard | 4- 49-1 | Olander | 5-45.6 | M. Davis | 2- 2 | none | | Short | 5,10—15 |
| O 14 | *at Oklahoma State | Solomon | 15- 77-1 | Solomon | 14- 8-1- 88-0 | Hornberger | 2- 32-0 | Olander | 4-26.3 | M. Davis | 1- 9 | Ballage | 1-19 | Roe | 9,7—16 |
| O 21 | *NEBRASKA | Mayberry | 13- 38-1 | C. Davis | 3- 2-1- 50-0 | Solomon | 1- 34-0 | Doolittle | 6-53.6 | none | | Ballage | 5-184 | M. Davis | 4,9—13 |
| O 28 | *at Missouri | Mayberry | 19- 54-0 | Solomon | 22-12-0-181-0 | Howard | 5-104-0 | Doolittle | 8-45.9 | M. Davis | 4-40 | Ballage | 2-38 | Roe | 4,10—14 |
| N 4 | *OKLAHOMA | Mayberry | 19- 50-1 | Solomon | 25-10-1-104-0 | Ballage | 1- 29-0 | Doolittle | 8-47.5 | M. Davis | 4-13 | Ballage | 1-37 | Haynes | 3,10—13 |
| N 11 | *at Kansas State | Mayberry | 15- 73-1 | Solomon | 23-10-1- 92-0 | Howard | 4- 35-0 | Doolittle | 9-32.0 | M. Davis | 4-18 | Ballage | 2-49 | Haynes | 7,3—10 |
| N 18 | *IOWA STATE | Mayberry | 26-103-2 | Solomon | 8- 5-1- 32-0 | Kozlowski | 3- 18-0 | Doolittle | 5-40.6 | M. Davis | 3- 5 | Ballage | 3-58 | Haynes | 6,4—10 |

## 1979

| Date | Opponent | Rushing | | Passing | | Receiving | | Punting | | Punt Returns | | Kickoff Returns | | Tackles | |
|---|---|---|---|---|---|---|---|---|---|---|---|---|---|---|---|
| S 8 | OREGON | Hawkins | 13- 32-0 | Solomon | 15- 7-1- 95-1 | Pugh | 4- 70-1 | Olander | 6-45.8 | none | | Haynes | 1-22 | Roe | 3,14—17 |
| S 15 | LOUISIANA STATE | Green | 6- 22-0 | Cyphers | 23- 8-3-100-0 | Beebe | 4- 47-0 | Olander | 10-44.1 | M. Davis | 2-12 | Olander | 3-50 | Haynes | 8,2—10 |
| S 22 | DRAKE | Beebe | 14- 89-1 | Solomon | 16- 7-1-126-0 | Holmes | 2- 62-0 | Olander | 5-41.8 | M. Davis | 3- 1 | none | | Roe | 2,15—17 |
| S 29 | at Indiana | Olander | 13- 92-0 | Solomon | 10- 5-2- 49-1 | Holmes | 2- 32-0 | Doolittle | 5-40.8 | M. Davis | 2-12 | M. Davis | 2-36 | Short | 13,5—18 |
| O 6 | *at Oklahoma | C. Davis | 10- 27-1 | Solomon | 16- 9-2- 84-1 | Olander | 3- 36-0 | Doolittle | 6-43.8 | none | | Haynes | 4-122 | Roe | 6,3— 9 |
| O 20 | *MISSOURI | Beebe | 10- 48-0 | Solomon | 37-16-2-180-1 | Willett | 4- 50-0 | Doolittle | 2-24.0 | M. Davis | 4-33 | Haynes | 2-31 | Roe | 7,11—18 |
| O 27 | *at Nebraska | Solomon | 11- 29-0 | C. Davis | 5- 4-0- 48-0 | Pugh | 3- 49-0 | Olander | 6-37.7 | M. Davis | 2-38 | Haynes | 3-76 | Roe | 9,2—11 |
| N 3 | *at Iowa State | Hawkins | 15- 64-0 | Solomon | 11- 7-0-105-0 | Pugh | 2- 49-0 | Olander | 6-41.2 | M. Davis | 1- 3 | Haynes | 2-45 | Short | 9,4—13 |
| N 10 | *OKLAHOMA STATE | Olander | 14-106-0 | Solomon | 22-12-1-191-2 | Niziolek | 3- 80-1 | Olander | 4-40.5 | M. Davis | 3-23 | Hawkins | 1-28 | Short | 7,11—18 |
| N 17 | *at Kansas | Hawkins | 13- 67-0 | Solomon | 19-11-1-130-2 | Jones | 2- 28-0 | Woods | 7-43.7 | M. Davis | 6-46 | Haynes | 1-23 | Roe | 12,0—12 |
| N 24 | *KANSAS STATE | Olander | 18- 88-0 | Solomon | 20-12-1-166-2 | Holmes | 4- 87-1 | Olander | 7-36.4 | M. Davis | 1-13 | none | | Roe | 9,15—24 |

## 1980

| Date | Opponent | Rushing | | Passing | | Receiving | | Punting | | Punt Returns | | Kickoff Returns | | Tackles | |
|---|---|---|---|---|---|---|---|---|---|---|---|---|---|---|---|
| S 13 | at UCLA | C. Davis | 16- 60-0 | C. Davis | 23-13-1-143-1 | Olander | 2- 33-1 | Woods | 5-40.8 | Ward | 4- 5 | Stanley | 3-29 | 2 with | 6,1— 7 |
| S 20 | at Louisiana State | C. Davis | 21- 74-2 | C. Davis | 24- 9-3-139-1 | Harden | 1- 40-1 | Woods | 6-48.8 | 2 with | 1- 1 | Stanley | 4-71 | Humble | 9,6—15 |
| S 27 | INDIANA | Olander | 15-100-0 | C. Davis | 16- 7-3- 93-0 | Ward | 2- 33-0 | Olander | 2-38.0 | Ward | 5-24 | Stanley | 1-34 | Doolittle | 2,4— 6 |
| O 4 | *OKLAHOMA | Beebe | 8- 49-1 | Essington | 23-11-1-182-1 | Stanley | 4- 90-1 | Olander | 7-45.0 | none | | Stanley | 3-160 | Humble | 3,7—10 |
| O 11 | DRAKE | C. Davis | 9- 66-1 | Kingdom | 25-10-4-130-0 | Ward | 5- 89-0 | Olander | 1-45.0 | Ward | 1- 0 | Olander | 4-137 | Armstrong | 2,11—13 |
| O 18 | *at Missouri | Olander | 17- 80-1 | Essington | 22-11-1- 58-0 | C. Davis | 3- 22-0 | Woods | 9-40.6 | Ward | 1- 7 | Stanley | 3-43 | Doolittle | 2,13—15 |
| O 25 | *NEBRASKA | Olander | 12- 48-0 | Essington | 27-15-2-151-1 | Harden | 3- 49-0 | Woods | 4-46.5 | Ward | 1-13 | Stanley | 1-46 | Wood | 6,11—17 |
| N 1 | *IOWA STATE | C. Davis | 20-106-0 | Kingdom | 6- 2-1- 16-0 | Ward | 1- 18-0 | Woods | 5-43.4 | Ward | 3-11 | Stanley | 2-39 | Doolittle | 10,6—16 |
| N 8 | *at Oklahoma State | Singleton | 25-120-0 | Kingdom | 35-14-1-213-2 | Ward | 5-113-0 | Woods | 5-43.2 | Ward | 3- 7 | James | 1-57 | Humble | 2,16—18 |
| N 15 | *KANSAS | Singleton | 21-109-0 | Kingdom | 28-11-0-145-0 | Ward | 4- 75-0 | Woods | 7-45.1 | Ward | 3- 8 | James | 3-91 | Harrison | 3,5— 8 |
| N 22 | *at Kansas State | Olander | 19-113-0 | Kingdom | 16- 7-2-116-2 | Beebe | 2- 45-1 | Woods | 6-30.8 | none | | Olander | 1-30 | Doolittle | 6,17—23 |

## 1981

| Date | Opponent | Rushing | | Passing | | Receiving | | Punting | | Punt Returns | | Kickoff Returns | | Tackles | |
|---|---|---|---|---|---|---|---|---|---|---|---|---|---|---|---|
| S 12 | TEXAS TECH | Singleton | 15- 55-1 | Essington | 23-14-0-345-3 | Stanley | 5-222-2 | Woods | 3-32.3 | Stanley | 4-87 | none | | Willett | 1,5— 6 |
| S 19 | WASHINGTON STATE | Singleton | 17- 82-0 | Essington | 24-14-1-154-0 | Singleton | 3- 78-0 | Woods | 5-37.4 | Stanley | 2- 0 | Egging | 1-27 | Perry | 6,10—16 |
| S 26 | BRIGHAM YOUNG | Rouson | 17- 84-1 | Essington | 35-22-1-271-2 | Rouson | 5- 64-0 | Woods | 6-45.8 | Stanley | 2- 8 | Stanley | 5-158 | Remington | 3,6— 9 |
| O 3 | at UCLA | Rouson | 12- 34-0 | Essington | 25-10-1- 54-1 | Parker | 3- 28-0 | Woods | 8-41.8 | none | | Stanley | 5-101 | Wood | 9,2—11 |
| O 10 | *at Nebraska | Singleton | 13- 41-0 | Essington | 15- 4-2- 39-0 | James | 1- 17-0 | Woods | 8-46.0 | none | | Stanley | 8-123 | Donaldson | 10,4—14 |
| O 17 | *OKLAHOMA STATE | Singleton | 17- 35-0 | Vogel | 17-11-1-144-1 | Ward | 3- 51-0 | Woods | 8-40.5 | Stanley | 3-17 | Stanley | 2-72 | Armstrong | 4,7—11 |
| O 24 | *at Iowa State | Johnson | 23- 84-1 | Vogel | 16-12-0- 89-0 | Beebe | 5- 35-0 | Woods | 6-31.2 | none | | none | | Shoop | 7,7—14 |
| O 31 | *at Oklahoma | Rouson | 15- 57-0 | Vogel | 29- 8-3- 64-0 | Beebe | 3- 26-0 | Woods | 10-45.0 | Stanley | 1- 5 | Stanley | 4-118 | Scott | 9,6—15 |
| N 7 | *MISSOURI | Rouson | 34-132-2 | Essington | 26-12-3-127-0 | James | 2- 24-0 | Woods | 6-36.9 | none | | Stanley | 2-44 | Perry | 9,11—20 |
| N 14 | *at Kansas | Rouson | 19- 73-0 | Essington | 23- 8-1- 56-0 | Parker | 4- 38-0 | Woods | 8-37.9 | Stanley | 1- 3 | Stanley | 4-88 | Hunter | 9,4—13 |
| N 21 | *KANSAS STATE | Rouson | 32-149-1 | Essington | 13- 8-0-120-0 | Stanley | 2- 53-0 | Woods | 8-37.9 | Stanley | 6-18 | James | 1-18 | Perry | 5,9—14 |

## 1982

| Date | Opponent | Rushing | | Passing | | Receiving | | Punting | | Punt Returns | | Kickoff Returns | | Tackles | |
|---|---|---|---|---|---|---|---|---|---|---|---|---|---|---|---|
| S 11 | CALIFORNIA | Johnson | 12- 42-1 | Essington | 35-20-1-172-1 | Hestera | 6- 62-0 | Woods | 5-38.0 | Holmes | 1- 9 | Johnson | 1-36 | Cone | 9,7—16 |
| S 18 | Washington State | Rouson | 22- 97-0 | Vogel | 15- 2-0- 20-0 | Hestera | 2- 20-0 | Woods | 8-36.6 | Johnson | 2- 8 | none | | Cone | 8,11—19 |
| S 25 | WYOMING | Johnson | 10- 64-0 | Vogel | 34-11-3-128-0 | Johnson | 3- 58-0 | Woods | 7-38.6 | Donaldson | 1- 1 | Holmes | 3-66 | Cone | 8,11—19 |
| O 2 | UCLA | Johnson | 10- 34-0 | Essington | 27-17-2-114-0 | McLemore | 7- 44-0 | Woods | 7-45.6 | Johnson | 1- 5 | Johnson | 1-20 | Chrite | 8,6—14 |
| O 9 | *NEBRASKA | Rouson | 8- 41-0 | Essington | 51-24-2-361-1 | Holmes | 7-107-0 | Woods | 5-43.4 | Donaldson | 3-16 | Johnson | 2-36 | Wood | 8,9—17 |
| O 16 | *at Oklahoma State | Rouson | 8- 24-0 | Essington | 36-19-0-195-0 | Holmes | 5- 54-0 | Woods | 9-43.2 | Donaldson | 1- 6 | McLemore | 2-24 | Cone | 7,12—19 |
| O 23 | *IOWA STATE | Johnson | 6- 76-1 | Essington | 26-11-2-126-0 | Hestera | 2- 49-0 | Woods | 9-42.9 | Donaldson | 2-64 | Johnson | 1-24 | Cone | 11,5—16 |
| O 30 | *OKLAHOMA | Johnson | 8- 45-1 | Essington | 31-13-4-132-0 | Johnson | 5- 63-0 | Woods | 6-43.3 | none | | McLemore | 2-44 | Cone | 16,6—22 |
| N 6 | *at Missouri | Johnson | 15- 83-1 | Vogel | 28-13-1-200-1 | McLemore | 6- 92-0 | Woods | 5-40.0 | Donaldson | 3-13 | Johnson | 3-50 | Sylvester | 9,1—10 |
| N 13 | *KANSAS | Johnson | 21-102-1 | Vogel | 20-10-3-172-0 | Johnson | 3- 95-3 | Woods | 6-41.0 | Donaldson | 4-65 | Johnson | 1-28 | Cone | 12,3—15 |
| N 20 | *at Kansas State | Rouson | 8- 63-0 | Vogel | 51-25-3-228-1 | Hestera | 7- 72-0 | Woods | 1-29.0 | none | | Johnson | 2-39 | Cone | 9,9—18 |

## 1983

| Date | Opponent | Rushing | | Passing | | Receiving | | Punting | | Punt Returns | | Kickoff Returns | | Tackles | |
|---|---|---|---|---|---|---|---|---|---|---|---|---|---|---|---|
| S 10 | at Michigan State | McLemore | 11- 29-0 | Vogel | 35-18-1-228-2 | Alexander | 7-100-1 | Braun | 5-41.8 | none | | D. Johnson | 1-13 | Remington | 5,10—15 |
| S 17 | COLORADO STATE | McLemore | 13-100-0 | Vogel | 19-11-1-137-2 | Alexander | 7- 96-2 | Braun | 6-42.7 | Donaldson | 4-27 | none | | Irvin | 7,11—18 |
| S 24 | OREGON STATE | Rouson | 9-106-0 | Vogel | 13- 8-2-167-1 | Brown | 5-143-1 | Braun | 5-38.4 | Donaldson | 2- 8 | none | | Riggins | 7,5—12 |
| O 1 | NOTRE DAME | Rouson | 11- 53-0 | Vogel | 25-12-0- 90-0 | Hestera | 4- 43-0 | Braun | 4-43.5 | Davis | 1-30 | none | | Donaldson | 3,11—14 |
| O 8 | *MISSOURI | McLemore | 7- 38-0 | Vogel | 28-12-2-162-1 | Nevarez | 3- 56-1 | Braun | 6-37.7 | none | | Nash | 8-151 | Fairbanks | 5,7—12 |
| O 15 | *at Iowa State | Rouson | 29- 93-0 | Vogel | 28-10-1-125-1 | Alexander | 6- 97-1 | Braun | 5-35.4 | Donaldson | 5-54 | Nash | 1-15 | Scott | 9,4—13 |
| O 22 | *at Nebraska | D. Johnson | 14- 81-0 | Vogel | 34-18-1-170-1 | Embree | 3- 95-0 | Braun | 2-34.0 | none | | Nash | 6-87 | Muncie | 6,3— 9 |
| O 29 | *OKLAHOMA STATE | McLemore | 2- 14-0 | Marshall | 28-15-2-274-1 | Brown | 5- 86-0 | Braun | 7-44.6 | Donaldson | 1- 4 | Nash | 2-56 | Irvin | 3,15—18 |
| N 5 | *at Kansas | McLemore | 23-160-3 | Marshall | 22-11-0-148-1 | Alexander | 3- 46-0 | Braun | 8-39.6 | Lancelot | 1- 5 | Nash | 2-47 | Riggins | 8,0— 8 |
| N 12 | *at Oklahoma | McLemore | 13- 66-2 | Vogel | 32-13-0-119-2 | Alexander | 3- 41-1 | Braun | 8-40.3 | Donaldson | 1- 7 | Nash | 4-84 | Cone/Smith | 6,2— 8 |
| N 19 | *KANSAS STATE | Rouson | 11- 79-0 | Vogel | 15- 8-1-187-2 | Brown | 6-137-1 | Braun | 5-38.0 | Donaldson | 1- 1 | Nash | 1-16 | Muncie | 7,13—20 |

## 1984

| Date | Opponent | Rushing | | Passing | | Receiving | | Punting | | Punt Returns | | Kickoff Returns | | Tackles | |
|---|---|---|---|---|---|---|---|---|---|---|---|---|---|---|---|
| S 8 | MICHIGAN STATE | Rouson | 24- 73-0 | Vogel | 47-25-1-344-3 | Reinhardt | 10-142-2 | Braun | 5-34.4 | Nairn | 4-45 | Brown | 1-11 | Remington | 8,7—15 |
| S 15 | at Oregon | Rouson | 29-121-2 | Vogel | 40-18-2-282-1 | Alexander | 5- 73-0 | Braun | 9-32.3 | Nairn | 4-20 | Brown | 2-40 | Fairbanks | 13,7—20 |
| S 22 | at Notre Dame | McCarty | 13- 37-0 | Keenan | 15- 7-2- 78-0 | Wolf | 5- 65-1 | Braun | 6-33.0 | Collins | 1- 8 | Collins | 3-39 | Kusayanagi | 6,9—15 |
| S 29 | UCLA | Rouson | 24- 67-0 | Vogel | 46-22-1-311-1 | Embree | 8-145-1 | Braun | 6-34.5 | Collins | 3-31 | none | | G. Smith | 8,6—14 |
| O 6 | *at Missouri | Rouson | 19-109-0 | Vogel | 21- 9-2-105-0 | Brown | 4- 58-0 | Braun | 7-33.9 | Collins | 1- 3 | Hatcher | 1-19 | Davis | 11,6—17 |
| O 13 | *IOWA STATE | Rouson | 18- 23-0 | Vogel | 25-11-2-223-3 | Brown | 5-158-2 | Braun | 4-31.8 | Collins | 6-105 | Hatcher | 1-18 | Remington | 10,8—18 |
| O 20 | *NEBRASKA | Hatcher | 11- 27-0 | Vogel | 35-10-2- 84-1 | Alexander | 4- 54-1 | Braun | 10-37.5 | Collins | 2-22 | Collins | 1-13 | Davis | 8,7—15 |
| O 27 | *at Oklahoma State | Rouson | 26- 84-0 | Keenan | 25-10-0-178-1 | Brown | 4-141-1 | Braun | 5-34.8 | Collins | 2- 6 | Brown | 1-13 | Remington | 10,13-23 |
| N 3 | *KANSAS | Rouson | 20- 92-1 | Keenan | 32-21-2-349-1 | Embree | 8-133-0 | Braun | 1-45.0 | Pickens | 1- 7 | Brown | 1-29 | Remington | 8,7—15 |
| N 10 | *OKLAHOMA | Rouson | 15- 17-1 | Keenan | 38-20-1-190-1 | Embree | 5- 43-1 | Braun | 8-39.0 | Pickens | 1-50 | Hatcher | 1-14 | Remington | 8,9—17 |
| N 17 | *at Kansas State | Rouson | 19-120-0 | Keenan | 29-14-1-132-0 | Embree | 6- 54-0 | Braun | 6-39.0 | Collins | 4-39 | Collins | 3-66 | Remington | 6,9—15 |

## 1985

| Date | Opponent | Rushing | | Passing | | Receiving | | Punting | | Punt Returns | | Kickoff Returns | | Tackles | |
|---|---|---|---|---|---|---|---|---|---|---|---|---|---|---|---|
| S 7 | COLORADO STATE | Brown | 23-104-0 | Hatcher | 9- 3-0- 46-0 | Brown | 1- 16-0 | Helton | 2-45.5 | Collins | 1- 6 | none | | 2 with | 6,5—11 |
| S 14 | OREGON | Hatcher | 16-114-2 | Hatcher | 5- 2-1- 48-0 | Embree | 1- 28-0 | Helton | 1-68.0 | Collins | 2-19 | none | | Remington | 13,9—22 |
| S 21 | OHIO STATE | Weatherspoon | 12- 93-1 | Hatcher | 9- 3-1- 36-0 | Collins | 2- 24-0 | Helton | 3-50.7 | Collins | 2-12 | Collins | 1-38 | Remington | 11,11-22 |
| S 28 | at Arizona | Brown | 13-100-1 | Hatcher | 4- 1-2- 27-0 | Ferrando | 1- 27-0 | Helton | 6-44.5 | Collins | 2- 0 | Collins | 1-16 | DeLuzio | 9,5—14 |
| O 12 | *MISSOURI | Hatcher | 25-151-3 | Hatcher | 6- 3-0-110-1 | S. Smith | 1- 71-0 | Helton | 1-57.0 | Collins | 5-50 | none | | Remington | 7,8—15 |
| O 19 | *at Iowa State | McCarty | 14- 70-0 | Wheeler | 2- 1-0- 14-1 | Embree | 1- 14-1 | Helton | 9-41.5 | Collins | 5-64 | none | | DeLuzio | 5,4— 9 |
| O 26 | *at Nebraska | Wheeler | 5- 38-0 | Keenan | 11- 6-0- 55-0 | Embree | 3- 34-0 | Helton | 8-50.5 | Collins | 2- 9 | Alexander | 2-43 | Fairbanks | 8,5—13 |
| N 2 | *OKLAHOMA STATE | Brown | 14- 57-0 | Keenan | 8- 4-0- 38-0 | 2 with | 1- 16-0 | Helton | 5-52.2 | Collins | 5-48 | Alexander | 1-17 | DeLuzio | 8,10—18 |
| N 9 | *at Kansas | Weatherspoon | 16- 65-0 | Hatcher | 6- 1-0- 11-0 | S. Smith | 1- 11-0 | Helton | 5-45.0 | Collins | 2-13 | Collins | 2-17 | DeLuzio | 10,6—16 |
| N 16 | *at Oklahoma | McCarty | 6- 20-0 | Hatcher | 7- 2-1- 29-0 | Embree | 1- 18-0 | Helton | 10-39.5 | Collins | 1- 6 | Collins | 1-12 | Rogers | 17,4—21 |
| N 23 | *KANSAS STATE | Hatcher | 12-119-1 | Hatcher | 4- 1-0- 18-0 | Embree | 2- 31-0 | Helton | 2-48.0 | Collins | 5-50 | none | | Remington | 12,10-22 |
| D 30 | a—Washington | Marquez | 10- 80-0 | Helton | 1- 1-0- 31-1 | Embree | 1- 31-1 | Helton | 5-39.0 | Collins | 3-39 | Alexander | 1-33 | Rogers | 9,4—13 |

## 1986

| Date | Opponent | Rushing | | Passing | | Receiving | | Punting | | Punt Returns | | Kickoff Returns | | Tackles | |
|---|---|---|---|---|---|---|---|---|---|---|---|---|---|---|---|
| S 6 | COLORADO STATE | S. Smith | 9- 58-0 | Hatcher | 15- 4-2- 67-0 | Collins | 4- 69-0 | Helton | 6-47.8 | Collins | 4-51 | Collins | 1-25 | Remington | 5,10—15 |
| S 13 | at Oregon | Hatcher | 17-173-2 | Hatcher | 5- 2-0- 18-0 | 2 with | 1- 9-0 | Helton | 3-41.3 | Ferrando | 1- 1 | Nelson | 4-57 | DeLuzio | 11,13-24 |
| S 20 | at Ohio State | Oliver | 16- 83-0 | Hatcher | 6- 3-2- 47-1 | Carl | 1- 19-1 | Helton | 4-49.3 | Campbell | 4-32 | Nelson | 4-134 | Remington | 8,7—15 |
| S 27 | ARIZONA | Oliver | 12- 44-2 | Hatcher | 8- 5-0-134-0 | Embree | 1- 68-0 | Helton | 8-42.1 | Campbell | 1-10 | Nelson | 1-41 | McCarty | 9,9—18 |
| O 11 | *at Missouri | Hatcher | 19- 74-1 | Hatcher | 5- 3-1- 61-0 | Marquez | 1- 30-0 | Helton | 5-46.6 | Campbell | 9-112 | Nelson | 2-62 | McCarty | 9,6—15 |
| O 18 | *IOWA STATE | Hatcher | 19- 85-0 | Hatcher | 6- 3-0- 36-0 | Carl | 2- 34-0 | Helton | 5-56.6 | Campbell | 3-30 | Nelson | 2-50 | 2 with | 7,4—11 |
| O 25 | *NEBRASKA | Campbell | 2- 53-1 | Oliver | 1- 1-0- 52-1 | Carl | 1- 52-1 | Helton | 7-44.9 | Campbell | 3-19 | Nelson | 2-52 | Tate | 7,2— 9 |
| N 1 | *at Oklahoma State | Hatcher | 18- 69-1 | Hatcher | 7- 4-1- 68-1 | Marquez | 2- 49-0 | Helton | 4-39.5 | Campbell | 2-13 | Kissick | 2-24 | Schubeck | 9,5—14 |
| N 8 | *KANSAS | Weatherspoon | 17- 98-0 | Hatcher | 7- 2-0- 25-0 | Ferrando | 1- 19-0 | Helton | 7-46.0 | Campbell | 1- 6 | Nelson | 2-36 | Pruitt | 6,3— 9 |
| N 15 | *OKLAHOMA | Oliver | 14- 55-0 | Hatcher | 4- 1-1- 8-0 | Weatherspoon | 1- 8-0 | Helton | 7-42.6 | none | | Pontiflet | 1-35 | Remington | 6,8—14 |
| N 22 | *at Kansas State | Oliver | 15-137-1 | Walters | 4- 4-0-111-1 | Marquez | 2- 80-0 | Helton | 1-46.0 | Campbell | 3-32 | Nelson | 2-38 | Pruitt | 8,3—11 |
| D 31 | b—Baylor | Kissick | 9- 37-0 | Walters | 8- 5-1- 71-0 | Embree | 3- 57-0 | Helton | 5-37.6 | Beck | 1-12 | Pontiflet | 2-47 | Remington | 6,5—11 |

## 1987

| Date | Opponent | Rushing | | Passing | | Receiving | | Punting | | Punt Returns | | Kickoff Returns | | Tackles | |
|---|---|---|---|---|---|---|---|---|---|---|---|---|---|---|---|
| S 12 | OREGON | Simmons | 18-142-1 | Hatcher | 17- 7-2- 87-0 | Carl | 2- 35-0 | Helton | 3-45.3 | Collins | 1- 4 | Collins | 2-59 | McCarty | 7,8—15 |
| S 19 | STANFORD | Bieniemy | 14-119-1 | Hatcher | 4- 2-0- 46-0 | Ferrando | 1- 32-0 | Helton | 2-40.5 | Collins | 2- 9 | Collins | 1-24 | Tate | 8,3—11 |
| S 26 | WASHINGTON STATE | Aunese | 22-185-1 | Aunese | 3- 1-0- 30-0 | Bieniemy | 1- 30-0 | Helton | 4-48.3 | Collins | 3-15 | Collins | 2-53 | Pruitt | 12,5—17 |
| O 3 | at Colorado State | Aunese | 18- 83-1 | Aunese | 6- 4-0-139-1 | Ferrando | 1- 79-1 | Helton | 5-47.6 | Collins | 1- 3 | Collins | 1-22 | Pruitt | 8,3—11 |
| O 10 | *at Oklahoma State | Flannigan | 9- 52-0 | Aunese | 11- 5-1- 90-0 | Carl | 3- 61-0 | Helton | 3-46.3 | Campbell | 3-28 | Nelson | 3-59 | McCarty | 13,7—20 |
| O 17 | *KANSAS | Kissick | 18-122-1 | Aunese | 8- 5-0-105-1 | Hemingway | 1- 33-0 | Helton | 2-47.5 | Campbell | 3-61 | Nelson | 1- 9 | M. Jones | 10,4—14 |
| O 24 | *at Oklahoma | Aunese | 16- 53-0 | Aunese | 7- 2-0- 39-0 | Carl | 2- 41-0 | Helton | 7-37.0 | Campbell | 3- 8 | Nelson | 2-64 | McCarty | 11,5—16 |
| O 31 | *at Iowa State | Aunese | 19-127-3 | Aunese | 8- 4-0- 86-1 | Ferrando | 1- 45-1 | Helton | 2-44.0 | Campbell | 4-13 | Nelson | 1-27 | McCarty | 8,7—15 |
| N 7 | *MISSOURI | Kissick | 16-129-0 | Aunese | 8- 2-0- 33-0 | Bieniemy | 1- 34-1 | Helton | 6-43.2 | Campbell | 3-15 | McCloughan | 1-27 | Rogers | 11,5—16 |
| N 21 | *at Kansas State | Kissick | 10- 85-1 | Hatcher | 6- 3-0- 53-0 | Hemingway | 1- 25-0 | Helton | 2-43.0 | Campbell | 2-16 | none | | Johnson | 3,6— 9 |
| N 28 | *NEBRASKA | Kissick | 13- 49-0 | Hatcher | 10- 4-1- 62-1 | Carl | 2- 40-0 | Helton | 4-46.0 | Campbell | 1-24 | McCloughan | 2-42 | M. Jones | 14,6—20 |

## 1988

| Date | Opponent | Rushing | | Passing | | Receiving | | Punting | | Punt Returns | | Kickoff Returns | | Tackles | |
|---|---|---|---|---|---|---|---|---|---|---|---|---|---|---|---|
| S 10 | FRESNO STATE | Bieniemy | 22-118-1 | Aunese | 4- 2-0- 42-1 | Pritchard | 1- 35-1 | English | 3-42.3 | Campbell | 5-63 | Nelson | 1-19 | M. Jones | 6,4—10 |
| S 17 | at Iowa | Bieniemy | 25-153-0 | Aunese | 8- 5-0-116-0 | Campbell | 4- 94-0 | English | 5-37.6 | Campbell | 2-20 | Flannigan | 3-42 | Young | 10,1—11 |
| S 24 | OREGON STATE | Bieniemy | 20-211-3 | Aunese | 9- 6-0-190-0 | Campbell | 3-107-0 | English | 5-59.8 | Campbell | 2-18 | Flannigan | 1-13 | M. Jones | 9,5—14 |
| O 1 | at Colorado State | Bieniemy | 22- 66-1 | Aunese | 20- 7-0-156-0 | Campbell | 2- 64-0 | English | 8-49.0 | Collins | 3-58 | Nelson | 3-63 | Young | 9,2—11 |
| O 8 | *OKLAHOMA STATE | Bieniemy | 16- 81-0 | Aunese | 13- 5-1- 98-0 | Collins | 3- 66-0 | English | 5-48.2 | Campbell | 2- 5 | none | | M. Jones | 7,4—11 |
| O 15 | *at Kansas | Bieniemy | 34-195-2 | Aunese | 2- 0-0- 0-0 | none | | English | 4-48.3 | none | | Nelson | 2-69 | McGhee | 12,2—14 |
| O 22 | *OKLAHOMA | Bieniemy | 20-114-1 | Aunese | 18- 8-1-184-0 | Campbell | 3- 80-0 | English | 5-46.4 | Collins | 3-29 | Nelson | 2-39 | McGhee | 15,8—23 |
| O 29 | *IOWA STATE | Bieniemy | 24-166-1 | Aunese | 10- 4-2- 71-0 | Pritchard | 2- 36-0 | English | 3-43.3 | none | | Reliford | 1-22 | McGhee | 7,5—12 |
| N 5 | *at Missouri | Reliford | 12-114-1 | Aunese | 7- 5-0- 92-0 | Stone | 2- 59-0 | English | 3-23.7 | Collins | 2-(-1) | Nelson | 2-39 | Young | 6,4—10 |
| N 12 | *at Nebraska | Flannigan | 27-133-0 | Aunese | 11- 1-0- 43-0 | Perak | 1- 43-0 | English | 7-47.0 | Collins | 4-25 | Pritchard | 1-21 | M. Jones | 6,7—13 |
| N 19 | *KANSAS STATE | Flannigan | 20-151-3 | Walters | 6- 4-1-150-2 | Campbell | 2-102-1 | English | 3-45.7 | Collins | 1-12 | M.J. Nelson | 1-25 | Gray | 7,2— 9 |
| D 29 | a—Brigham Young | Bieniemy | 33-144-2 | Aunese | 13- 4-1- 46-0 | Bieniemy | 2- 30-0 | English | 2-39.0 | Collins | 1- 2 | M.J. Nelson | 4-80 | Jones | 8,1— 9 |

## 1989

| Date | Opponent | Rushing | | Passing | | Receiving | | Punting | | Punt Returns | | Kickoff Returns | | Tackles | |
|---|---|---|---|---|---|---|---|---|---|---|---|---|---|---|---|
| S 4 | TEXAS | Hagan | 14-116-1 | Hagan | 12-7-0- 95-1 | Perak | 2- 25-0 | Rouen | 7-48.7 | Campbell | 4-65 | M.J. Nelson | 2-85 | Williams | 7,3—10 |
| S 9 | COLORADO STATE | Bieniemy | 23-156-3 | Hagan | 3-2-0- 28-0 | Campbell | 2- 28-0 | Rouen | 2-43.5 | Campbell | 1-26 | Pritchard | 3-119 | M. Jones | 11,2—13 |
| S 16 | ILLINOIS | Bieniemy | 17-100-2 | Hagan | 8-6-1-175-0 | Nelson | 3-109-1 | Rouen | 4-49.8 | Campbell | 3-19 | Nelson | 1-21 | Gibbs | 7,3—10 |
| S 30 | at Washington | Flannigan | 14- 85-1 | Hagan | 3-2-1- 65-0 | Pritchard | 1- 55-0 | Rouen | 3-43.0 | Campbell | 1- 3 | Pritchard | 2-15 | Williams | 8,6—14 |
| O 7 | *MISSOURI | Bieniemy | 16-116-1 | Hagan | 6-6-0-156-0 | Campbell | 1- 58-0 | Rouen | 1-50.0 | M.J. Nelson | 2-64 | Pritchard | 1-29 | M. Jones | 7,3—10 |
| O 14 | *at Iowa State | Bell | 12- 85-1 | Hagan | 10-8-0-187-2 | Pritchard | 4- 96-2 | none | | Campbell | 1- 3 | Nelson | 1-12 | Howell | 7,1— 8 |
| O 21 | *KANSAS | Flannigan | 10-178-3 | Hagan | 7-5-0- 57-0 | Nelson | 2- 32-0 | Rouen | 4-38.8 | Campbell | 2-42 | none | | M. Jones | 9,1—10 |
| O 28 | *at Oklahoma | Hagan | 22-107-1 | Hagan | 6-2-1- 30-0 | 2 with | 1- 15-0 | Rouen | 5-49.5 | Campbell | 3-20 | Pritchard | 1-44 | McGhee | 7,6—13 |
| N 4 | *NEBRASKA | Flannigan | 18- 96-2 | Hagan | 10-2-1- 22-0 | Perak | 1- 13-0 | Rouen | 5-51.2 | Campbell | 3-108 | Nelson | 1-18 | M. Jones | 8,7—15 |
| N 11 | *at Oklahoma State | Flannigan | 23-143-1 | Hagan | 14-5-0-118-1 | Campbell | 2- 56-0 | Rouen | 4-37.0 | Campbell | 2-(-1) | Nelson | 1- 4 | McGhee | 9,5—14 |
| N 18 | *at Kansas State | Flannigan | 20-246-4 | Hagan | 6-3-0- 69-0 | Campbell | 2- 37-0 | Rouen | 1-38.0 | Campbell | 2-34 | Pritchard | 2-66 | M. Jones | 4,2— 6 |
| J 1 | c—Notre Dame | Hagan | 19-106-1 | Hagan | 13-4-2- 65-0 | Kissick | 2- 33-0 | Rouen | 3-39.3 | Campbell | 3-36 | Pritchard | 2-43 | M. Jones | 7,3—10 |

## 1990

| Date | Opponent | Rushing | | Passing | | Receiving | | Punting | | Punt Returns | | Kickoff Returns | | Tackles | |
|---|---|---|---|---|---|---|---|---|---|---|---|---|---|---|---|
| A 26 | Tennessee | Pritchard | 20-217-2 | Hagan | 19- 5-3- 68-0 | Boman | 2- 29-0 | Rouen | 5-40.6 | McCloughan | 2-61 | Pritchard | 3-67 | Figures | 10,3—13 |
| S 6 | STANFORD | Bieniemy | 32-149-3 | Hagan | 17- 8-1-154-0 | R. Smith | 2- 56-0 | Rouen | 6-49.5 | McCloughan | 1- 1 | none | | Biekert | 11,3—14 |
| S 15 | at Illinois | Bieniemy | 23-127-0 | Hagan | 16- 6-0- 95-1 | Simmons | 1- 32-1 | Rouen | 7-44.0 | McCloughan | 5-64 | Pritchard | 2-30 | Biekert | 19,1—20 |
| S 22 | at Texas | Bieniemy | 26- 99-3 | Hagan | 11- 7-0-160-1 | Pritchard | 3- 65-0 | Rouen | 3-34.3 | McCloughan | 2-32 | Pritchard | 3-60 | Brown | 12,8—20 |
| S 29 | WASHINGTON | Bieniemy | 29-143-0 | Hagan | 13- 6-1-142-0 | Pritchard | 4- 85-0 | Rouen | 4-38.5 | McCloughan | 4-26 | Pritchard | 1-26 | Biekert | 5,4— 9 |
| O 6 | *at Missouri | Bieniemy | 29-217-1 | C.Johnson | 18-10-0-151-1 | Pritchard | 1- 70-1 | Rouen | 5-37.4 | McCloughan | 4-96 | Pritchard | 2-40 | Biekert | 9,3—12 |
| O 13 | *IOWA STATE | Bieniemy | 21-131-1 | Hagan | 13- 7-0- 69-1 | Simmons | 2- 44-1 | Rouen | 3-38.3 | McCloughan | 4-33 | Davis | 3-45 | McGhee | 10,2—12 |
| O 20 | *at Kansas | Bieniemy | 18-174-3 | Hagan | 6- 3-0- 90-1 | Pritchard | 4-114-1 | Rouen | 4-40.3 | McCloughan | 5-115 | none | | C. Brown | 10,3—13 |
| O 27 | *OKLAHOMA | Bieniemy | 28-188-1 | Hagan | 19- 8-0-180-2 | R. Smith | 1- 85-1 | Rouen | 4-33.0 | none | | Pritchard | 2-52 | Biekert | 11,6—17 |
| N 3 | *at Nebraska | Bieniemy | 38-137-4 | Hagan | 12- 6-1-143-0 | Pritchard | 3- 90-0 | Rouen | 6-37.2 | none | | Davis | 2-26 | Biekert | 11,3—14 |
| N 10 | *OKLAHOMA STATE | Bieniemy | 22-148-1 | Hagan | 23-12-2-237-4 | Pritchard | 6-151-2 | Rouen | 5-48.4 | R. Smith | 4-69 | C.E. Johnson | 1-23 | Howe | 5,6—11 |
| N 17 | *KANSAS STATE | Bieniemy | 22-115-0 | Hagan | 14- 7-0-200-1 | Pritchard | 3- 82-1 | Rouen | 2-39.5 | McCloughan | 3-62 | Pritchard | 1-26 | 2 with | 5,0— 5 |
| J 1 | c—Notre Dame | Bieniemy | 26- 86-1 | C.Johnson | 6- 5-0- 80-0 | Pritchard | 3- 45-0 | Rouen | 7-40.4 | none | | McCloughan | 2-46 | 2 with | 5,2— 7 |

## 1991

| Date | Opponent | Rushing | | Passing | | Receiving | | Punting | | Punt Returns | | Kickoff Returns | | Tackles | |
|---|---|---|---|---|---|---|---|---|---|---|---|---|---|---|---|
| S 7 | WYOMING | Kahl | 10- 50-1 | Hagan | 23-12-0-151-1 | S. Brown | 4- 55-0 | Berger | 7-42.4 | Hagan | 4-79 | C. Johnson | 3-64 | C. Brown | 7,3—10 |
| S 14 | BAYLOR | Kahl | 13- 57-1 | Hagan | 19-11-2-154-1 | S. Brown | 4- 60-1 | Berger | 5-46.2 | Hagan | 3-48 | none | | Biekert | 11,10—21 |
| S 21 | MINNESOTA | Stewart | 8- 73-1 | Hagan | 8- 7-0-162-2 | Henry | 4- 99-1 | Berger | 1-50.0 | Hagan | 3-44 | none | | C. Brown | 9,5—14 |
| S 28 | at Stanford | Warren | 15- 95-1 | Hagan | 12- 6-0- 87-1 | Henry | 3- 55-0 | Berger | 8-35.8 | Hagan | 1- 8 | Hudson | 2-41 | C. Brown | 9,8—17 |
| O 12 | *MISSOURI | Warren | 10-110-0 | Hagan | 17- 9-0-119-2 | Westbrook | 2- 56-2 | Berger | 2-50.0 | Hudson | 2-48 | C. Johnson | 1-25 | Biekert | 4,5— 9 |
| O 19 | *at Oklahoma | Warren | 25- 81-1 | Hagan | 15-10-0-151-3 | Henry | 1- 65-0 | Berger | 6-37.7 | Hagan | 2-(-2) | C. Johnson | 1-14 | C. Brown | 7,10—17 |
| O 26 | *at Kansas State | Warren | 26-118-1 | Hagan | 25-12-0-122-0 | Westbrook | 7- 91-0 | Berger | 7-40.1 | Hudson | 3-35 | Hudson | 1-11 | Biekert | 9,6—15 |
| N 2 | *NEBRASKA | Warren | 17- 55-0 | Hagan | 22-10-0-140-0 | S. Brown | 4- 60-0 | Berger | 7-33.6 | Hagan | 3-56 | Hudson | 2-38 | C. Brown | 7,4—11 |
| N 9 | *at Oklahoma State | Hill | 10- 57-0 | Hagan | 19- 9-3-119-1 | S. Brown | 2- 31-0 | Berger | 6-40.0 | Hagan | 6-34 | Hudson | 1-20 | Woolfork | 9,3—12 |
| N 16 | *KANSAS | Warren | 20- 94-1 | Joseph | 11- 7-0- 85-1 | C. Johnson | 1- 48-1 | Berger | 5-46.8 | R. Smith | 2-17 | C. Johnson | 1-27 | Biekert | 10,10—20 |
| N 23 | *at Iowa State | Warren | 21-168-1 | Hagan | 8- 2-1- 23-1 | Johnson | 1- 15-0 | Burger | 4-45.8 | R. Smith | 1- 6 | C. Johnson | 1-11 | Renfro | 15,2—17 |
| D 28 | d—Alabama | Hagan | 14- 12-0 | Hagan | 30-11-1-210-2 | Westbrook | 3- 87-1 | Berger | 12-41.0 | Woolfork | 1-17 | C. Johnson | 3-71 | C. Brown | 14,3—17 |

## 1992

| Date | Opponent | Rushing | | Passing | | Receiving | | Punting | | Punt Returns | | Kickoff Returns | | Tackles | |
|---|---|---|---|---|---|---|---|---|---|---|---|---|---|---|---|
| S 5 | COLORADO STATE | Warren | 14- 66-0 | Stewart | 36-21-1-409-4 | C.Johnson | 4-159-1 | Berger | 3-45.0 | Hudson | 4-10 | Westbrook | 3-66 | Biekert | 9,1—10 |
| S 12 | at Baylor | Warren | 19- 41-3 | Stewart | 17-16-1-251-3 | Westbrook | 11-186-1 | Berger | 1-61.0 | Figures | 3-48 | Mitchell | 3-73 | Renfro | 7,1— 8 |
| S 19 | at Minnesota | Warren | 14- 47-0 | Detmer | 18-11-0-184-2 | Westbrook | 8-135-2 | Berger | 9-45.4 | Figures | 2-38 | Westbrook | 2-58 | Biekert | 10,4—14 |
| S 26 | IOWA | Warren | 13-114-1 | Detmer | 11- 7-1-155-3 | C.Johnson | 3- 95-1 | Berger | 4-46.0 | Figures | 6-42 | Fauria | 2-30 | Biekert | 7,7—14 |
| O 8 | *at Missouri | Hill | 20- 64-0 | Stewart | 45-24-2-335-0 | C.Johnson | 11-168-0 | Berger | 4-47.3 | Figures | 5- 8 | none | | Biekert | 7,9—16 |
| O 17 | *OKLAHOMA | Warren | 14- 40-0 | Detmer | 50-33-5-418-2 | C.Johnson | 8-182-1 | Berger | 2-45.5 | Figures | 3-35 | Mitchell | 2-14 | Biekert | 7,5—12 |
| O 24 | *KANSAS STATE | Salaam | 14- 75-1 | Stewart | 39-21-2-247-1 | C.Johnson | 8-104-0 | Berger | 4-46.8 | Figures | 10-167 | none | | Renfro | 7,2— 9 |
| O 31 | *at Nebraska | Hill | 2- 23-1 | Detmer | 26- 9-3-119-0 | Westbrook | 3- 54-0 | Berger | 9-46.9 | Figures | 2-23 | Mitchell | 2-49 | T.Johnson | 14,6—20 |
| N 7 | *OKLAHOMA STATE | Warren | 20- 84-2 | Stewart | 29-18-0-185-1 | Westbrook | 7- 66-1 | Berger | 7-49.1 | Figures | 6-57 | none | | C.Brown | 9,2—11 |
| N 14 | *at Kansas | Hill | 24- 69-2 | Stewart | 34-22-0-304-0 | C.Johnson | 8-166-0 | Berger | 6-44.3 | Figures | 2-14 | Cunningham | 2-26 | Renfro | 12,3—15 |
| N 21 | *IOWA STATE | Hill | 20- 91-0 | Stewart | 30-20-2-279-3 | C.Johnson | 6-119-0 | Berger | 4-50.5 | Figures | 3-47 | Cunningham | 2-45 | Biekert | 14,5—19 |
| J 1 | e—Syracuse | Hill | 11-109-0 | Stewart | 41-17-3-217-2 | Westbrook | 6-83-0 | Berger | 3-48.3 | Figures | 4-38 | Cunningham | 1-18 | Biekert | 8,7—15 |

## 1993

| Date | Opponent | Rushing | | Passing | | Receiving | | Punting | | Punt Returns | | Kickoff Returns | | Tackles | |
|---|---|---|---|---|---|---|---|---|---|---|---|---|---|---|---|
| S 4 | TEXAS | Warren | 23-110-1 | Stewart | 30-19-0-246-3 | Fauria | 9- 97-1 | Berger | 7-40.0 | Hudson | 1- 6 | Collier | 1-17 | Lindsey | 7,3—10 |
| S 11 | BAYLOR | Warren | 14- 60-1 | Stewart | 18-14-0-221-2 | C.Johnson | 6-151-3 | Berger | 3-38.7 | Hudson | 2-40 | Kidd | 2-28 | T.Johnson | 10,6—16 |
| S 18 | at Stanford | Warren | 22-114-1 | Stewart | 30-13-1-277-0 | C.Johnson | 8-172-0 | Berger | 3-34.7 | C.Johnson | 3-12 | Westbrook | 4-86 | T.Johnson | 8,6—14 |
| S 25 | MIAMI, FLA. | Salaam | 16- 67-1 | Stewart | 40-22-0-252-1 | C.Johnson | 8-111-1 | Berger | 5-44.4 | C.Johnson | 2-25 | Kidd | 1-22 | T.Johnson | 8,4—12 |
| O 9 | *MISSOURI | Warren | 17-137-1 | Stewart | 33-17-1-183-1 | Embree | 3- 48-0 | Berger | 3-43.0 | C.Johnson | 2-24 | Westbrook | 1-16 | T.Johnson | 5,6—11 |
| O 16 | *at Oklahoma | Warren | 34-182-0 | Stewart | 14- 8-0-151-1 | C.Johnson | 5-136-2 | Berger | 3-26.7 | Hudson | 1-47 | none | | T.Johnson | 3,6— 9 |
| O 23 | *at Kansas State | Stewart | 8- 49-0 | Stewart | 34-17-0-229-0 | Fauria | 6- 72-0 | Berger | 7-37.0 | Hudson | 5-40 | Cunningham | 1-15 | Rogers | 12,2—14 |
| O 30 | *NEBRASKA | Salaam | 25-165-2 | Stewart | 28- 8-3-115-0 | C.Johnson | 4- 65-0 | Berger | 7-41.1 | Hudson | 1-19 | Kidd | 1-28 | Hicks | 10,4—14 |
| N 6 | *at Oklahoma State | Salaam | 18- 57-0 | Stewart | 30-18-2-328-3 | Westbrook | 6-132-1 | Berger | 9-42.2 | C.Johnson | 2-40 | none | | Russell | 13,4—17 |
| N 13 | *KANSAS | Salaam | 19-130-2 | Stewart | 20-13-0-194-0 | C.Johnson | 4- 70-0 | Berger | 5-50.0 | C.Johnson | 5-46 | none | | Russell | 5,7—12 |
| N 20 | *at Iowa State | Stewart | 13-113-0 | Stewart | 17- 8-0-103-0 | C.Johnson | 6-123-1 | Berger | 5-42.4 | C.Johnson | 1- 9 | Kidd | 3-54 | T.Johnson | 9,6—15 |
| D 25 | f—Fresno State | Salaam | 23-135-3 | Stewart | 15- 8-0-124-0 | Westbrook | 1-43-0 | Berger | 4-43.0 | C.Johnson | 1-0 | Kidd | 2-51 | T.Johnson | 10,1—11 |

## 1994

| Date | Opponent | Rushing | | Passing | | Receiving | | Punting | | Punt Returns | | Kickoff Returns | | Tackles | |
|---|---|---|---|---|---|---|---|---|---|---|---|---|---|---|---|
| S 3 | NE LOUISIANA | Salaam | 24-184-3 | Stewart | 19-15-1-207-1 | Savoy | 4- 60-0 | Mitchell | 1-37.0 | Hudson | 4-32 | Carruth | 2-28 | T.Johnson | 6,8—14 |
| S 17 | WISCONSIN | Salaam | 26- 85-4 | Stewart | 15- 8-0-249-2 | Westbrook | 3- 84-1 | Mitchell | 3-39.3 | Hudson | 2-60 | Kidd | 1-21 | T.Johnson | 13,2—15 |
| S 24 | at Michigan | Salaam | 22-141-2 | Stewart | 32-21-1-294-2 | Westbrook | 7-157-2 | Mitchell | 5-41.0 | Hudson | 3-29 | Kidd | 4-69 | T.Johnson | 10,4—14 |
| O 1 | at Texas | Salaam | 35-317-1 | Stewart | 25-13-0-119-0 | Salaam | 5- 45-0 | Mitchell | 4-43.0 | Hudson | 2-10 | Carruth | 3-65 | 2 with | 5,4— 9 |
| O 8 | *at Missouri | Salaam | 28-166-2 | Stewart | 21-16-0-228-2 | Fauria | 4- 60-1 | Mitchell | 2-29.5 | Kidd | 2-25 | Kidd | 3-56 | T.Johnson | 8,2—10 |
| O 15 | *OKLAHOMA | Salaam | 25-161-4 | Stewart | 13-10-0- 97-0 | Westbrook | 2- 67-0 | Mitchell | 2-32.0 | Hudson | 3-46 | none | | Clavelle | 9,3—12 |
| O 22 | *KANSAS STATE | Salaam | 28-202-2 | Stewart | 18-10-1-136-0 | Westbrook | 4- 64-0 | Mitchell | 5-34.0 | Hudson | 4-35 | Kidd | 2-41 | Russell | 7,2— 9 |
| O 29 | *at Nebraska | Salaam | 22-134-1 | Stewart | 28-12-0-150-0 | Westbrook | 6- 80-0 | Mitchell | 6-38.3 | Hudson | 3- 7 | Kidd | 2-34 | T.Johnson | 13,7—20 |
| N 5 | *OKLAHOMA STATE | Salaam | 29-174-0 | Stewart | 22-13-0-193-1 | Savoy | 6-113-1 | Mitchell | 6-42.8 | Hudson | 4-38 | Troutman | 2-55 | Clavelle | 10,5—15 |
| N 12 | *at Kansas | Salaam | 30-232-3 | Stewart | 23-15-0-202-2 | Westbrook | 6-117-0 | Mitchell | 1-29.0 | none | | Henry | 1-22 | T.Johnson | 7,9—16 |
| N 19 | *IOWA STATE | Salaam | 29-259-2 | Stewart | 21-14-0-196-0 | Westbrook | 3- 72-0 | none | | Hudson | 4-(-9) | Kidd | 1-18 | T.Johnson | 11,5—16 |
| J 2 | e—Notre Dame | Stewart | 7-143-1 | Stewart | 20-11-0-205-1 | Kidd | 2-83-0 | Mitchell | 4-36.0 | Hudson | 2-12 | Troutman | 2-34 | T.Johnson | 10,8—18 |

## 1995

| Date | Opponent | Rushing | | Passing | | Receiving | | Punting | | Punt Returns | | Kickoff Returns | | Tackles | |
|---|---|---|---|---|---|---|---|---|---|---|---|---|---|---|---|
| S 2 | at Wisconsin | Troutman | 15- 76-0 | Detmer | 24-17-0-267-3 | Savoy | 8-107-0 | Mitchell | 2-44.5 | Washington | 1-16 | none | | Russell | 13,3—16 |
| S 9 | COLORADO STATE | Troutman | 16- 82-2 | Detmer | 26-18-0-255-1 | Troutman | 2- 87-0 | Mitchell | 7-35.6 | 2 with | 1- 2 | Carruth | 2-40 | Rosga | 5,3— 8 |
| S 16 | NE LOUISIANA | Barnes | 7- 60-2 | Detmer | 27-19-1-426-4 | Carruth | 5-121-1 | Aldrich | 2-37.5 | Rosga | 5-84 | Carruth | 1-15 | Rosga | 5,4— 9 |
| S 23 | TEXAS A&M | Troutman | 25- 91-0 | Hessler | 20-10-0-177-1 | Carruth | 5- 83-0 | Mitchell | 5-45.8 | Rosga | 1- 2 | Troutman | 1-27 | Russell | 6,4—10 |
| S 30 | *at Oklahoma | Barnes | 16- 32-0 | Hessler | 34-24-0-348-5 | Carruth | 5-112-2 | Mitchell | 4-40.5 | Rosga | 2-28 | Henry | 1-41 | Russell | 8,4—12 |
| O 7 | *KANSAS | Troutman | 14-108-0 | Hessler | 32-15-1-253-3 | Carruth | 5-148-1 | Mitchell | 5-47.8 | Rosga | 1-(-3) | Henry | 2-80 | Russell | 12,2—14 |
| O 21 | *at Iowa State | Henry | 18-111-3 | Hessler | 23-11-2-173-0 | Carruth | 3- 75-0 | Mitchell | 3-25.7 | Rosga | 2-10 | Henry | 2-44 | Russell | 9,3—12 |
| O 28 | *NEBRASKA | Troutman | 11- 72-0 | Hessler | 43-21-2-276-2 | Carruth | 7- 92-0 | Mitchell | 6-41.7 | Rosga | 1-(-8) | Henry | 4-70 | Black | 7,9—16 |
| N 4 | *at Oklahoma State | Henry | 12- 84-1 | Hessler | 31-22-0-301-5 | Carruth | 6-127-2 | Mitchell | 3-33.3 | Rosga | 2-27 | Troutman | 1-20 | Russell | 8,4—12 |
| N 11 | *MISSOURI | Troutman | 21-101-0 | Hessler | 26-18-2-196-2 | Kidd | 5- 77-1 | Mitchell | 1-35.0 | Rosga | 1-11 | Henry | 1-27 | Rosga | 6,6—12 |
| N 18 | *at Kansas State | Troutman | 20- 86-0 | Hessler | 42-24-2-314-1 | Carruth | 7- 84-0 | Mitchell | 1-36.0 | Sutter | 1-40 | Troutman | 1-11 | Black | 8,0— 8 |
| J 1 | g—Oregon | Troutman | 13-100-1 | Hessler | 26-11-2-115-2 | Kidd | 2- 73-0 | Mitchell | 4-28.5 | Davis | 1- 2 | Troutman | 2-15 | Russell | 6,4—10 |

## 1996

| Date | Opponent | Rushing | | Passing | | Receiving | | Punting | | Punt Returns | | Kickoff Returns | | Tackles | |
|---|---|---|---|---|---|---|---|---|---|---|---|---|---|---|---|
| A 31 | WASHINGTON ST. | Troutman | 15- 83-0 | Detmer | 33-20-0-254-3 | Savoy | 5- 82-0 | Mitchell | 3-56.3 | Nunez | 4-38 | Stiggers | 1- 1 | Russell | 6,1— 7 |
| S 7 | at Colorado State | Troutman | 26-184-0 | Detmer | 42-31-0-364-2 | Kidd | 6- 89-1 | Mitchell | 3-38.7 | Nunez | 4-27 | Stiggers | 2- 34 | Black | 6,7—13 |
| S 14 | MICHIGAN | Troutman | 11- 38-0 | Detmer | 39-23-1-287-1 | Carruth | 7-116-0 | Mitchell | 5-38.2 | Nunez | 3-21 | Nunez | 2- 61 | Black | 12,11—23 |
| S 28 | *at Texas A&M | Henry | 11- 43-0 | Detmer | 27-16-1-246-2 | Carruth | 3- 86-0 | Pietsch | 6-40.2 | Nunez | 2- 9 | Savoy | 1- 0 | Black | 7,11—18 |
| O 12 | *OKLAHOMA ST. | Henry | 18-101-1 | Detmer | 31-21-0-402-3 | Carruth | 6-166-1 | Pietsch | 3-33.7 | Nunez | 3-25 | Weisinger | 1- 15 | Rosga | 14,5—19 |
| O 19 | *at Kansas | Troutman | 21- 79-0 | Detmer | 36-17-3-244-2 | Carruth | 6-106-1 | Pietsch | 5-39.8 | Nunez | 1- 9 | Nunez | 1- 23 | Black | 8,6—14 |
| O 26 | *TEXAS | Troutman | 24- 98-1 | Hessler | 19-11-0-158-0 | Carruth | 3- 80-1 | Pietsch | 6-44.2 | Rosga | 1-13 | Stiggers | 2- 26 | Black | 11,8—19 |
| N 2 | *at Missouri | Cherrington | 9- 56-1 | Detmer | 33-19-1-457-3 | Carruth | 7-222-2 | Pietsch | 4-34.5 | Nunez | 2-25 | Stiggers | 3- 48 | Russell | 12,11—23 |
| N 9 | *IOWA STATE | Troutman | 14- 92-2 | Detmer | 47-27-1-401-5 | Carruth | 6-154-3 | Pietsch | 1-30.0 | none | | Stiggers | 2- 53 | Black | 6,6—12 |
| N 16 | *KANSAS STATE | Troutman | 28-112-1 | Detmer | 22-15-1-136-0 | Savoy | 3- 52-0 | Mitchell | 4-45.3 | Nunez | 2-11 | Stiggers | 1- 21 | Russell | 5,6—11 |
| N 29 | *at Nebraska | Troutman | 25-100-1 | Detmer | 38-12-2-226-0 | Kidd | 2- 69-0 | Mitchell | 6-36.2 | Nunez | 4-(-4) | Nunez | 1- 24 | Russell | 12,4—16 |
| D 30 | h—Washington | Troutman | 27- 66-0 | Detmer | 45-25-0-371-3 | Carruth | 7-162-2 | Pietsch | 5-34.6 | Rosga | 4-32 | Nabholz | 1- 14 | Black | 9,3—12 |

## 1997

| Date | Opponent | Rushing | | Passing | | Receiving | | Punting | | Punt Returns | | Kickoff Returns | | Tackles | |
|---|---|---|---|---|---|---|---|---|---|---|---|---|---|---|---|
| S 6 | COLORADO STATE | Troutman | 19- 57-1 | Hessler | 28-18-1-223-2 | Savoy | 5- 73-2 | Pietsch | 4-42.5 | Troutman | 4-49 | Kelly | 2- 52 | Sutter | 6,7—13 |
| S 13 | at Michigan | Troutman | 15- 41-0 | Hessler | 40-15-4-141-0 | Anderson | 6- 60-0 | Pietsch | 9-34.8 | Troutman | 3-14 | M.Barnes | 3- 70 | Sutter | 12,16—28 |
| S 27 | WYOMING | Troutman | 19- 70-0 | Hessler | 25-12-2-190-0 | Savoy | 4- 88-0 | Pietsch | 3-46.0 | Troutman | 1-10 | Kelly | 2-119 | Navies | 8,6—14 |
| O 4 | *TEXAS A&M | Hessler | 8- 50-0 | Hessler | 27-15-1-194-0 | Chiaverini | 4- 69-0 | Pietsch | 6-36.0 | Troutman | 2-10 | none | | Phillips | 9,6—15 |
| O 11 | *at Oklahoma State | Troutman | 13- 47-0 | Hessler | 45-22-2-308-1 | Cherrington | 1- 73-1 | Pietsch | 2-49.0 | Troutman | 2- 9 | Kelly | 5-186 | Sutter | 10,5—15 |
| O 18 | *KANSAS | M.Barnes | 16-129-2 | Hessler | 19-15-0-188-2 | Heffner | 4- 57-0 | Pietsch | 1-36.0 | Wheeler | 1-25 | Kelly | 1- 39 | Sutter | 8,4—12 |
| O 25 | *at Texas | M.Barnes | 17- 93-0 | Hessler | 26-14-0-211-1 | Savoy | 4- 92-1 | Pietsch | 2-40.5 | Wheeler | 2- 6 | Kelly | 2- 55 | Sutter | 6,5—11 |
| N 1 | *MISSOURI | Hessler | 8- 44-1 | Hessler | 15-10-2-154-2 | Stiggers | 3- 67-2 | Mitchell | 1-52.0 | none | | Kelly | 2- 72 | Navies | 19,9—28 |
| N 8 | *at Iowa State | Troutman | 19-108-1 | Hessler | 40-24-1-299-1 | Green | 4- 92-1 | Pietsch | 1-43.0 | Wheeler | 3-54 | Kelly | 5-135 | Navies | 11,6—17 |
| N 15 | *at Kansas State | Cherrington | 9- 93-0 | Hessler | 38-17-1-208-2 | Savoy | 8-101-2 | Pietsch | 3-33.7 | none | | Kelly | 5- 82 | Sutter | 15,3—18 |
| N 28 | *NEBRASKA | Cherrington | 10- 78-0 | Hessler | 35-19-2-362-3 | Savoy | 6-107-0 | Pietsch | 3-40.0 | Wheeler | 1- 6 | Kelly | 1- 31 | Sutter | 13,5—18 |

## 1998

| Date | Opponent | Rushing | | Passing | | Receiving | | Punting | | Punt Returns | | Kickoff Returns | | Tackles | |
|---|---|---|---|---|---|---|---|---|---|---|---|---|---|---|---|
| S 5 | Colorado State | Cherrington | 25-100-1 | Moschetti | 32-21-0-257-3 | Stiggers | 4-100-1 | Pietsch | 3-51.7 | Cormier | 4-120 | Kelly | 2- 74 | R.Barnes | 5,3— 8 |
| S 12 | FRESNO STATE | Cherrington | 21- 97-1 | Moschetti | 30-16-0-224-1 | Green | 5- 78-1 | Pietsch | 2-51.5 | Cormier | 2-15 | Kelly | 2- 93 | Navies | 8,2—10 |
| S 19 | UTAH STATE | Barton | 7- 23-0 | Moschetti | 28-18-0-222-2 | Chiaverini | 7- 67-2 | Pietsch | 8-41.8 | Kelly | 2-106 | Kelly | 3- 63 | R.Barnes | 5,9—14 |
| S 26 | *BAYLOR | Moschetti | 10- 66-1 | Moschetti | 18- 7-1- 89-0 | Chiaverini | 2- 66-0 | Pietsch | 6-42.3 | Cormier | 1- 0 | Cormier | 2- 59 | Navies | 9,7—16 |
| O 3 | *at Oklahoma | M.Barnes | 26-135-0 | Moschetti | 25-13-1-186-3 | Graham | 1- 57-0 | Pietsch | 7-40.6 | Hollowell | 2-15 | Kelly | 2- 48 | Sanders | 10,5—15 |
| O 10 | *KANSAS STATE | Cherrington | 9- 32-0 | Moschetti | 34-13-0-225-1 | Chiaverini | 7- 87-0 | Pietsch | 9-39.7 | Hollowell | 1-(-1) | Kelly | 1- 21 | Kelly | 10,1—11 |
| O 17 | *TEXAS TECH | Barton | 22- 47-1 | Moschetti | 24-15-1-173-0 | Stiggers | 2- 71-0 | Pietsch | 5-43.4 | Kelly | 3-14 | Hollowell | 1- 77 | Gregorak | 8,3—11 |
| O 24 | *at Kansas | Cherrington | 14- 51-0 | Moschetti | 22-16-2-200-0 | Chiaverini | 7- 79-0 | Pietsch | 2-45.5 | Kelly | 1-17 | Kelly | 5- 63 | Southward | 6,2— 8 |
| N 7 | *at Missouri | Barton | 14- 53-0 | Moschetti | 33-21-1-230-2 | Green | 8- 86-0 | Pietsch | 2-29.0 | none | | Kelly | 4- 85 | Navies | 7,5—12 |
| N 14 | *IOWA STATE | M.Barnes | 38-237-2 | Moschetti | 12- 8-0-166-1 | Green | 3- 78-1 | Pietsch | 5-38.8 | Kelly | 3-88 | none | | Navies | 6,5—11 |
| N 27 | *at Nebraska | M.Barnes | 25-102-0 | Moschetti | 18-12-1-132-2 | Green | 5- 72-1 | Pietsch | 5-39.2 | Lewis | 1-39 | Ashworth | 1- 2 | Sykes | 10,4—14 |
| D 25 | f—Oregon | Cherrington | 10- 92-0 | Moschetti | 23-11-0-213-4 | Chiaverini | 3- 96-1 | Pietsch | 6-51.5 | Kelly | 3- 1 | Kelly | 3-121 | 2 with | 5,3— 8 |

## 1999

| Date | Opponent | Rushing | | Passing | | Receiving | | Punting | | Punt Returns | | Kickoff Returns | | Tackles | |
|---|---|---|---|---|---|---|---|---|---|---|---|---|---|---|---|
| S 4 | Colorado State | C.Johnson | 7- 40-0 | Moschetti | 45-30-3-291-2 | Hollowell | 6- 90-1 | Pietsch | 6-42.2 | Kelly | 3-16 | Kelly | 2- 28 | Gregorak | 8,4—12 |
| S 11 | SAN JOSE STATE | C.Johnson | 14-104-3 | Moschetti | 32-25-0-465-2 | Stiggers | 5-174-1 | Pietsch | 3-34.0 | Kelly | 4-25 | Hollowell | 1- 18 | Sykes | 6,4—10 |
| S 18 | KANSAS | C.Johnson | 17- 70-2 | Moschetti | 22-17-0-216-2 | Stiggers | 6- 85-1 | Pietsch | 3-40.0 | Kelly | 5-52 | Kelly | 2- 47 | Lewis | 6,5—11 |
| S 25 | *at Washington | C.Johnson | 13- 74-1 | Moschetti | 34-19-2-167-0 | Green | 3- 53-0 | Pietsch | 4-35.5 | Kelly | 2-16 | Kelly | 2-116 | Sykes | 11,6—17 |
| O 9 | *MISSOURI | C.Johnson | 23- 63-0 | Moschetti | 41-20-2-259-1 | Stiggers | 4- 90-1 | Aldrich | 3-46.7 | Kelly | 1- 5 | Kelly | 3-149 | Sykes | 10,10—20 |
| O 16 | *at Texas Tech | C.Johnson | 22-107-0 | Moschetti | 32-20-1-194-1 | Minardi | 2- 54-1 | Pietsch | 6-38.2 | Kelly | 2-(-4) | Kelly | 3- 55 | Sykes | 9,3—12 |
| O 23 | *at Iowa State | C.Johnson | 31-185-1 | Colvin | 23-14-1-116-1 | Heff-Lidd | 1- 31-0 | Pietsch | 4-35.8 | none | | Kelly | 2- 67 | Sykes | 11,7—18 |
| O 30 | *OKLAHOMA | Moschetti | 14- 64-1 | Moschetti | 31-22-1-382-4 | Green | 3-133-2 | Pietsch | 5-43.0 | Kelly | 2- 8 | Kelly | 1- 22 | Barnes | 8,3—11 |
| N 6 | *at Kansas State | Cherrington | 13- 32-0 | Moschetti | 25-11-3-187-2 | Green | 3-139-2 | Pietsch | 6-41.8 | Kelly | 3-28 | Kelly | 2- 37 | Lewis | 8,4—12 |
| N 13 | *at Baylor | Reed | 17- 56-0 | Moschetti | 28-19-0-215-1 | Stiggers | 4- 80-0 | Pietsch | 4-44.0 | Hollowell | 4-53 | Hollowell | 1- 12 | Peeke | 6,3— 9 |
| N 26 | *NEBRASKA | C.Johnson | 25-135-0 | Moschetti | 41-21-0-317-3 | Green | 5-100-1 | Pietsch | 9-39.3 | Kelly | 3-15 | Cormier | 1- 17 | Barnes | 10,5—15 |
| D 31 | i—Boston College | C.Johnson | 15-201-2 | Moschetti | 25-15-1-167-1 | Graham | 3- 51-0 | Pietsch | 2-41.5 | Kelly | 5-127 | Stiggers | 1- 12 | Sykes | 6,3— 9 |

## 2000

| Date | Opponent | Rushing | | Passing | | Receiving | | Punting | | Punt Returns | | Kickoff Returns | | Tackles | |
|---|---|---|---|---|---|---|---|---|---|---|---|---|---|---|---|
| S 2 | Colorado State | C.Johnson | 17-121-0 | Pesavento | 31-20-0-249-1 | Graham | 6- 76-0 | Flores | 5-36.4 | Hollowell | 2-22 | Hollowell | 2- 37 | Sykes | 7,3—10 |
| S 9 | at Southern Cal | Houston | 25-150-0 | Colvin | 21-13-0-150-1 | Green | 6- 64-1 | Flores | 5-37.8 | Hollowell | 1-12 | M.Brunson | 1- 0 | Lewis | 7,4—11 |
| S 16 | WASHINGTON | Houston | 23- 82-0 | Pesavento | 27-15-0-174-1 | Minardi | 5- 47-0 | Flores | 8-41.1 | Hollowell | 1- 3 | none | | Lewis | 13,5—18 |
| S 30 | *KANSAS STATE | C.Johnson | 20- 59-0 | Ochs | 24-15-1-208-1 | Graham | 7-100-0 | Flores | 7-36.9 | none | | Hollowell | 2- 23 | Sykes | 9,1—10 |
| O 7 | *at Texas A&M | C.Johnson | 31- 99-1 | Ochs | 25-15-0-239-1 | Green | 3- 72-0 | Flores | 4-35.8 | Harris | 1-22 | Hollowell | 5-112 | Sykes | 6,7—13 |
| O 14 | *TEXAS | C.Johnson | 16- 73-1 | Ochs | 32-11-2- 69-0 | Green | 4- 24-0 | Flores | 10-40.0 | Hollowell | 1-11 | Hollowell | 2- 36 | Robinson | 14,5—19 |
| O 21 | *at Kansas | Moore | 6- 23-0 | Ochs | 36-20-0-246-0 | Minardi | 5- 81-0 | Flores | 5-39.0 | Hollowell | 2-75 | Hollowell | 1- 27 | Robinson | 11,2—13 |
| O 28 | *OKLAHOMA ST. | Ochs | 11- 93-2 | Ochs | 32-21-0-336-1 | Minardi | 9-153-0 | Flores | 3-35.3 | Hollowell | 1-12 | Hollowell | 1- 24 | Jackson | 8,3—11 |
| N 4 | *at Missouri | C.Johnson | 9- 27-0 | Ochs | 21-13-1-119-2 | McCready | 4- 51-1 | Flores | 8-37.0 | Minardi | 1-36 | M.Brunson | 1- 20 | Lewis | 13,5—18 |
| N 11 | *IOWA STATE | Purify | 11- 78-0 | Ochs | 34-25-1-307-1 | Green | 9-167-0 | Flores | 3-39.7 | Minardi | 1- 4 | M.Brunson | 3- 83 | Sykes | 9,1—10 |
| N 24 | *at Nebraska | C.Johnson | 26-155-3 | Ochs | 41-25-2-254-1 | Minardi | 6- 85-1 | Flores | 2-34.0 | J.Brunson | 1-17 | Cormier | 2- 41 | Sykes | 8,6—14 |

## 2001

| Date | Opponent | Rushing | | Passing | | Receiving | | Punting | | Punt Returns | | Kickoff Returns | | Tackles | |
|---|---|---|---|---|---|---|---|---|---|---|---|---|---|---|---|
| A 26 | FRESNO STATE | Brown | 15- 47-0 | Ochs | 50-31-2-346-2 | McCoy | 6- 76-0 | Mariscal | 4-48.3 | Hollowell | 6-148 | none | | Sykes | 9,3—12 |
| S 1 | Colorado State | Purify | 21-191-1 | Ochs | 18-15-0- 95-0 | Minardi | 4- 22-0 | Mariscal | 2-54.0 | Hollowell | 1- 0 | none | | Sykes | 7,3—10 |
| S 8 | SAN JOSE STATE | Purify | 16- 92-1 | Ochs | 22-14-0-208-1 | Graham | 8-133-0 | Mariscal | 1-54.0 | Hollowell | 2-30 | Hollowell | 2- 35 | Robinson | 10,3—13 |
| S 22 | *KANSAS | Brown | 22-140-2 | Ochs | 23-12-1-186-1 | McCoy | 1- 75-0 | Mariscal | 5-43.4 | Hollowell | 2-19 | Sneed | 2- 36 | Lewis | 8,4—12 |
| O 6 | *at Kansas State | Brown | 33-114-0 | Ochs | 16- 8-2- 87-1 | Graham | 2- 45-1 | Mariscal | 2-34.5 | Hollowell | 2-82 | Hollowell | 1- 19 | Lewis | 8,3—11 |
| O 13 | *TEXAS A&M | C.Johnson | 14- 64-1 | Ochs | 28-14-1-183-1 | McCoy | 5-113-1 | Flores | 8-38.5 | Hollowell | 3-41 | Hollowell | 2- 29 | J.Johnson | 5,3— 8 |
| O 20 | *at Texas | Purify | 7- 51-0 | Pesavento | 27-15-1-165-0 | Graham | 5- 58-0 | Flores | 6-36.2 | Hollowell | 1- 6 | Hollowell | 3- 59 | J.Johnson | 8,1— 9 |
| O 27 | *at Oklahoma State | Purify | 23-109-0 | Pesavento | 20-15-1-180-1 | Graham | 7- 93-1 | Mariscal | 4-46.2 | Hollowell | 2-24 | Hollowell | 2- 70 | Lewis | 11,5—16 |
| N 3 | *MISSOURI | C.Johnson | 11-102-1 | Pesavento | 22-17-1-257-2 | Graham | 6-103-1 | Mariscal | 4-48.0 | Hollowell | 4-117 | Hollowell | 2- 51 | Wahlroos | 10,4—14 |
| N 10 | *at Iowa State | C.Johnson | 27-172-1 | Pesavento | 25-16-0-230-2 | C.Johnson | 6-105-1 | Mariscal | 3-46.7 | Hollowell | 3-29 | Hollowell | 1- 22 | Wahlroos | 5,5—10 |
| N 23 | *NEBRASKA | Brown | 24-198-6 | Pesavento | 16- 9-0-202-1 | Graham | 4-112-1 | Mariscal | 5-41.6 | Hollowell | 1-11 | Hollowell | 2- 35 | Lewis | 7,4—11 |
| D 1 | #Texas | Brown | 33-182-3 | Pesavento | 18- 8-1-111-1 | McCoy | 2- 44-0 | Mariscal | 5-46.8 | Hollowell | 2-15 | Hollowell | 6-111 | Lewis | 11,1—12 |
| J 1 | e—Oregon | Brown | 9- 30-0 | Ochs | 20-13-1-140-1 | Graham | 10- 89-1 | Mariscal | 5-40.8 | Hollowell | 3-25 | Hollowell | 5-122 | Lewis | 9,3—12 |

## 2002

| Date | Opponent | Rushing | | Passing | | Receiving | | Punting | | Punt Returns | | Kickoff Returns | | Tackles | |
|---|---|---|---|---|---|---|---|---|---|---|---|---|---|---|---|
| A 31 | Colorado State | Brown | 21- 94-1 | Ochs | 27-14-1-199-0 | Donahoe | 3- 77-0 | Mariscal | 5-45.0 | Bloom | 2-77 | Sneed | 1- 20 | Moorer | 6,3— 9 |
| S 7 | SAN DIEGO STATE | Brown | 29-185-2 | Ochs | 15- 7-1-128-2 | McCoy | 2- 81-1 | Mariscal | 6-48.5 | Bloom | 2-36 | none | | Billingsley | 12,3—15 |
| S 14 | SOUTHERN CAL | Brown | 14- 44-0 | Hodge | 9- 1-1- 20-0 | Williams | 1- 20-0 | Mariscal | 8-57.4 | Donahoe | 1-12 | Sneed | 2- 64 | Strickland | 11,1—12 |
| S 21 | at UCLA | Brown | 26-188-3 | Hodge | 22-11-0-117-0 | Purify | 2- 41-0 | Mariscal | 3-49.3 | Bloom | 1- 8 | none | | Strickland | 5,1— 6 |
| O 5 | *KANSAS STATE | Brown | 26-167-2 | Hodge | 20-13-0-289-3 | Bloom | 1- 94-1 | Mariscal | 7-49.9 | Bloom | 3- 4 | Sneed | 1- 20 | Moorer | 6,4—10 |
| O 12 | *at Kansas | Brown | 25-309-2 | Hodge | 19-12-0-119-3 | McCoy | 6- 53-2 | Mariscal | 3-35.7 | McCoy | 1- 4 | Sneed | 1- 29 | Billingsley | 8,4—12 |
| O 19 | *BAYLOR | Brown | 23-167-1 | Hodge | 16-13-0-125-0 | McCoy | 2- 28-0 | Torp | 2-43.0 | McCoy | 5-46 | Sneed | 1- 38 | Billingsley | 5,5—10 |
| O 26 | *TEXAS TECH | Brown | 26-149-1 | Hodge | 22- 9-2-116-2 | Purify | 4- 57-1 | Mariscal | 4-57.8 | Bloom | 1-44 | Sneed | 2-110 | Surrell | 15,2—17 |
| N 2 | *at Oklahoma | Brown | 25-103-0 | Hodge | 37-18-2-174-0 | Hackett | 3- 54-0 | Mariscal | 3-41.3 | Bloom | 1- 5 | Calhoun | 2- 43 | Strickland | 10,5—15 |
| N 9 | *at Missouri | Brown | 35-211-3 | Hodge | 27-17-1-203-1 | McCoy | 6-118-1 | Mariscal | 3-44.0 | Bloom | 1-12 | Sneed | 2- 34 | Strickland | 6,2— 8 |
| N 16 | *IOWA STATE | Purify | 20-174-1 | Hodge | 28-17-0-187-2 | Hackett | 4- 69-1 | Mariscal | 3-41.0 | McCoy | 1- 4 | Sneed | 2- 34 | Three tied | 5,4— 9 |
| N 29 | *at Nebraska | Calhoun | 20-137-0 | Hodge | 23-12-0-122-1 | McCoy | 6- 71-1 | Mariscal | 7-48.6 | Bloom | 3-47 | Bloom | 1- 38 | Wahlroos | 7,3—10 |
| D 7 | #Oklahoma | Calhoun | 20-122-0 | Hodge | 15- 6-0- 67-0 | McCoy | 4- 51-0 | Mariscal | 6-47.8 | Bloom | 3-90 | Sneed | 3- 80 | Wahlroos | 11,4—15 |
| D 28 | j—Wisconsin | Brown | 28- 97-1 | Hodge | 13- 6-3- 62-1 | Hackett | 3- 30-2 | Mariscal | 6-40.8 | Bloom | 3- 8 | Sneed | 3- 49 | Moorer | 10,5—15 |

## 2003

| Date | Opponent | Rushing | | Passing | | Receiving | | Punting | | Punt Returns | | Kickoff Returns | | Tackles | |
|---|---|---|---|---|---|---|---|---|---|---|---|---|---|---|---|
| A 30 | Colorado State | Calhoun | 13- 69-0 | Klatt | 34-21-0-402-4 | McCoy | 4-192-2 | Torp | 10-40.8 | Bloom | 4-28 | Donahoe | 1- 24 | Moorer | 8,6—14 |
| S 6 | UCLA | Purify | 22- 80-1 | Klatt | 30-21-0-157-1 | Hackett | 6- 65-0 | Torp | 4-43.3 | none | | Bloom | 1- 20 | Jackson | 5,3— 8 |
| S 13 | WASHINGTON ST. | Purify | 17- 56-0 | Greenberg | 30-19-2-199-3 | McCoy | 11-131-2 | Torp | 8-38.0 | Bloom | 3-49 | Bloom | 4- 88 | Billingsley | 5,4— 9 |
| S 20 | at Florida State | Calhoun | 21-118-0 | Greenberg | 30-14-0-192-1 | Bloom | 1- 81-1 | Torp | 8-43.3 | none | | Wheatley | 2- 57 | Surrell | 10,3—13 |
| O 4 | *at Baylor | Calhoun | 19- 56-1 | Greenberg | 29-16-1-346-2 | McCoy | 6-171-2 | Torp | 3-45.3 | Bloom | 6-107 | Bloom | 5-143 | Moorer | 12,1—13 |
| O 11 | *KANSAS | Calhoun | 24-135-1 | Klatt | 54-38-1-419-2 | Hackett | 8- 93-1 | Torp | 2-42.5 | Bloom | 2-23 | Bloom | 3- 70 | Tufts | 5,3— 8 |
| O 18 | *at Kansas State | Calhoun | 19- 87-0 | Klatt | 45-29-1-290-1 | Hackett | 7-106-1 | Torp | 3-43.3 | Bloom | 3-15 | Bloom | 4-136 | Moorer | 10,4—14 |
| O 25 | *OKLAHOMA | Calhoun | 10- 24-0 | Klatt | 33-24-1-187-3 | Hackett | 7- 64-1 | Torp | 4-41.3 | Bloom | 1- 5 | Bloom | 2- 51 | Tufts | 6,2— 8 |
| N 1 | *at Texas Tech | Calhoun | 16- 76-0 | Klatt | 33-18-3-213-2 | Hackett | 4- 54-0 | Torp | 6-41.7 | Bloom | 1- 2 | none | | Moorer | 5,6—11 |
| N 8 | *MISSOURI | Calhoun | 22- 65-1 | Klatt | 25-19-0-187-2 | Hackett | 5- 84-0 | Torp | 6-50.7 | Bloom | 1-17 | Surrell | 1- 20 | Billingsley | 11,3—14 |
| N 15 | *at Iowa State | Calhoun | 16- 73-2 | Klatt | 27-21-1-288-2 | Hackett | 5- 98-1 | Torp | 3-37.0 | Bloom | 2-30 | Surrell | 1- 20 | Sims | 5,0— 5 |
| N 28 | *NEBRASKA | Calhoun | 13- 49-0 | Klatt | 44-26-2-269-3 | Hackett | 9- 94-2 | Torp | 6-44.5 | Bloom | 1-13 | Bloom | 1- 9 | Tufts | 10,5—15 |

## 2004

| Date | Opponent | Rushing | | Passing | | Receiving | | Punting | | Punt Returns | | Kickoff Returns | | Tackles | |
|---|---|---|---|---|---|---|---|---|---|---|---|---|---|---|---|
| S 4 | Colorado State | Purify | 26-189-1 | Klatt | 25-13-1-117-0 | Wallace | 2- 29-0 | Torp | 3-52.3 | Robinson | 4-30 | Wheatley | 2- 38 | Dizon | 6,2— 8 |
| S 11 | at Washington State | Purify | 23- 53-0 | Klatt | 24-12-1- 78-0 | Judge | 3- 44-0 | Torp | 10-44.0 | Henderson | 1-32 | Wheatley | 2- 86 | Dizon | 9,4—13 |
| S 18 | North Texas | Purify | 15-112-1 | Klatt | 33-26-0-371-3 | Judge | 5- 82-1 | Torp | 2-39.5 | Robinson | 1-13 | none | | Henderson | 7,2— 9 |
| O 2 | *at Missouri | Purify | 22- 81-1 | Klatt | 28-18-3-171-0 | Sprague | 2- 46-0 | Torp | 5-37.0 | Robinson | 3-12 | Wheatley | 2- 48 | Iwuh | 7,5—12 |
| O 9 | *Oklahoma State | Vickers | 15- 72-1 | Klatt | 24-12-0-133-0 | Mackey | 6-129-0 | Torp | 5-52.0 | Robinson | 4-23 | Wheatley | 1- 6 | Th.Wash. | 6,4—10 |
| O 16 | *Iowa State | Purify | 13- 69-0 | Klatt | 18-11-2- 96-0 | Monteilh | 4- 43-0 | Torp | 6-51.2 | Robinson | 4-43 | Wheatley | 1- 31 | Iwuh | 6,4—10 |
| O 23 | *at Texas A&M | Purify | 20-130-1 | Klatt | 42-25-0-346-2 | Sprague | 8-101-0 | Torp | 3-49.3 | Robinson | 2-33 | Wheatley | 3- 64 | Brooks | 8,3—11 |
| O 30 | *Texas | Purify | 12- 13-0 | Klatt | 28-17-2-142-0 | Klopfenstein | 2- 49-0 | Torp | 6-50.8 | Robinson | 3- 4 | Robinson | 1- 25 | Dawn | 8,2—10 |
| N 6 | *at Kansas | Purify | 14- 52-0 | Klatt | 31-18-3-153-1 | Vickers | 4- 50-0 | Torp | 5-47.2 | Robinson | 4-65 | Robinson | 3- 33 | Iwuh | 12,1—13 |
| N 13 | *Kansas State | Purify | 24-155-2 | Klatt | 26-14-1-184-2 | Monteilh | 4-106-1 | Torp | 7-48.3 | Robinson | 3- 4 | Wheatley | 3- 57 | Iwuh | 7,3—10 |
| N 26 | *at Nebraska | Purify | 22-130-1 | Klatt | 29-18-1-222-1 | Mackey | 8-116-1 | Torp | 7-43.3 | Robinson | 2-12 | Robinson | 1- 27 | Th.Wash. | 5,5—10 |
| D 4 | #Oklahoma | Purify | 12- 7-0 | Klatt | 26- 8-1- 52-0 | Mackey | 2- 14-0 | Torp | 9-43.6 | Robinson | 2- 2 | Robinson | 5- 92 | Iwuh | 8,4—12 |
| D 29 | k—Texas-El Paso | Purify | 22- 80-0 | Klatt | 33-24-0-333-2 | Klopfenstein | 5-134-1 | Torp | 4-50.0 | Robinson | 2- 2 | Wheatley | 3- 61 | Th.Wash. | 6,3— 9 |

## 2005

| Date | Opponent | Rushing | | Passing | | Receiving | | Punting | | Punt Returns | | Kickoff Returns | | Tackles | |
|---|---|---|---|---|---|---|---|---|---|---|---|---|---|---|---|
| S 3 | Colorado State | Charles | 15-101-2 | Klatt | 33-22-1-283-0 | Klopfenstein | 4- 76-0 | Torp | 4-52.0 | Robinson | 2-16 | Robinson | 1- 30 | Th.Wash. | 9,3—12 |
| S 10 | New Mexico State | Charles | 21-105-0 | Klatt | 25-18-0-186-2 | Judge | 3- 48-0 | Torp | 3-52.3 | Robinson | 3-36 | Te.Wash. | 1- 30 | Dawn | 6,1— 7 |
| S 24 | at Miami, Fla. | Charles | 19- 82-0 | Klatt | 43-25-2-228-0 | Barnett | 7- 59-0 | Torp | 7-47.0 | Robinson | 2- 5 | Te.Wash. | 4- 64 | Th.Wash. | 8,5—13 |
| O 1 | *at Oklahoma State | Charles | 20-132-2 | Klatt | 26-14-0-151-1 | Judge | 3- 63-0 | Torp | 6-43.7 | Robinson | 3-15 | Te.Wash. | 1- 23 | Dawn | 5,2— 7 |
| O 8 | *Texas A&M | Charles | 17- 67-1 | Klatt | 36-28-0-398-3 | Klopfenstein | 5- 99-0 | Torp | 5-48.2 | Robinson | 3-15 | Sprague | 1- 5 | Th.Wash. | 6,2— 8 |
| O 15 | *at Texas | Charles | 13- 38-0 | Klatt | 39-19-1-189-2 | Klopfenstein | 5- 60-1 | Torp | 7-40.1 | Robinson | 2- 6 | Robinson | 4- 72 | Th.Wash. | 9,2—11 |
| O 22 | *Kansas | Charles | 14- 75-0 | Klatt | 27-16-0-193-4 | Sprague | 3- 76-1 | Torp | 7-47.3 | Robinson | 2-103 | Robinson | 1- 21 | Billingsley | 8,7—15 |
| O 29 | *at Kansas State | Charles | 14- 67-0 | Klatt | 34-17-0-272-1 | Judge | 6-108-1 | Torp | 8-46.2 | Robinson | 2- 4 | Robinson | 1- 13 | Th.Wash. | 7,5—12 |
| N 5 | *Missouri | Vickers | 18- 85-4 | Klatt | 31-23-0-253-1 | Judge | 3- 73-0 | Torp | 3-46.7 | Robinson | 2-14 | Te.Wash. | 1- 25 | Th.Wash. | 7,4—11 |
| N 12 | *at Iowa State | Charles | 19- 61-1 | Klatt | 42-25-2-284-0 | Sypniewski | 3- 45-0 | Torp | 6-32.0 | Robinson | 1- 2 | Robinson | 4- 59 | Iwuh/Manu. | 5,3— 8 |
| N 25 | *Nebraska | Charles | 12- 78-0 | Klatt | 40-20-1-159-0 | Sprague | 5- 37-0 | Torp | 9-47.4 | Robinson | 2-29 | Te.Wash. | 2- 51 | Th.Wash. | 7,7—14 |
| D 3 | #Texas | Charles | 12- 36-0 | Klatt | 24-14-1-100-0 | Sprague | 4- 23-0 | Torp | 6-38.0 | Robinson | 1- 3 | Te.Wash. | 2- 40 | Th.Wash. | 6,4—10 |
| D 27 | l—Clemson | Charles | 13- 16-0 | White | 12- 7-0- 81-1 | Sypniewski | 4- 50-1 | Torp | 9-49.7 | Robinson | 2-20 | Robinson | 3- 44 | Th.Wash. | 6,2— 8 |

## 2006

| Date | Opponent | Rushing | | Passing | | Receiving | | Punting | | Punt Returns | | Kickoff Returns | | | Tackles |
|---|---|---|---|---|---|---|---|---|---|---|---|---|---|---|---|
| S 2 | MONTANA STATE | Charles | 5- 35-0 | Cox | 22- 8-0-110-0 | Williams | 2- 51-0 | DiLallo | 2-40.5 | Robinson | 1-(-4) | Robinson | 5- 81 | Th.Wash. | 7,4—11 |
| S 9 | Colorado State | Jackson | 18- 30-1 | Jackson | 13- 8-0- 70-0 | Williams | 5- 37-0 | DiLallo | 6-42.3 | Robinson | 4-37 | none | | Dizon | 8,7—15 |
| S 16 | ARIZONA STATE | Charles | 20-109-0 | Jackson | 18- 8-1- 86-0 | Charles | 2- 30-0 | DiLallo | 6-46.5 | C.Brown | 1- 1 | Wheatley | 1- 17 | Th.Wash. | 8,7—15 |
| S 23 | at Georgia | Jackson | 15- 85-1 | Jackson | 26-14-1-140-0 | Geer | 7- 71-0 | DiLallo | 6-41.0 | Robinson | 1- 5 | Robinson | 3- 67 | B.Jones | 5,2— 7 |
| S 30 | *at Missouri | Jackson | 15- 93-1 | Jackson | 27-13-0-190-0 | Sprague | 2- 85-0 | DiLallo | 2-49.5 | Robinson | 1- 1 | Robinson | 4- 71 | C.Brown | 5,4— 9 |
| O 7 | *BAYLOR | Jackson | 13- 93-0 | Jackson | 24- 9-3- 75-1 | Geer | 4- 29-1 | DiLallo | 4-51.8 | Robinson | 2-22 | Robinson | 1- 10 | Dizon | 8,6—14 |
| O 14 | *TEXAS TECH | Charles | 17-119-0 | Jackson | 17-11-0-151-2 | Geer | 4- 46-1 | DiLallo | 3-44.3 | Robinson | 4-16 | Robinson | 1- 18 | Dizon | 11,5—16 |
| O 21 | *at Oklahoma | Jackson | 10- 54-0 | Jackson | 14- 3-1- 39-0 | Crawford | 1- 22-0 | DiLallo | 6-35.5 | Robinson | 1- 1 | Te.Wash. | 2- 40 | Th.Wash. | 12,7—19 |
| O 28 | *at Kansas | Charles | 15- 78-0 | Jackson | 20- 8-1- 71-0 | Barnett | 3- 26-0 | DiLallo | 5-44.2 | McBride | 1- 5 | Te.Wash. | 2- 42 | Th.Wash. | 5,5—10 |
| N 4 | *KANSAS STATE | Jackson | 17-105-2 | Jackson | 18-10-0-145-1 | Crawford | 2- 42-0 | Garden | 2-38.5 | none | | Te.Wash. | 3- 57 | Harris | 10,2—12 |
| N 11 | *IOWA STATE | Holliday | 18-126-0 | Jackson | 19-13-0-200-2 | Barnett | 4- 77-1 | DiLallo | 1-58.0 | McBride | 3-34 | Ellis | 1- 29 | Dizon | 6,6—12 |
| N 24 | *at Nebraska | Holliday | 6- 67-1 | Jackson | 23-11-0-131-1 | Crawford | 5- 79-0 | DiLallo | 5-45.0 | McBride | 2- 2 | Te.Wash. | 3- 55 | Dizon | 9,10—19 |

## 2007

| Date | Opponent | Rushing | | Passing | | Receiving | | Punting | | Punt Returns | | Kickoff Returns | | | Tackles |
|---|---|---|---|---|---|---|---|---|---|---|---|---|---|---|---|
| S 1 | Colorado State | Sumler | 16- 85-1 | Hawkins | 31-18-1-201-2 | McKnight | 8-106-1 | DiLallo | 2-36.5 | McBride | 3-62 | Wheatley | 3-135 | Dizon | 17,5—22 |
| S 8 | at Arizona State | Sumler | 16- 34-0 | Hawkins | 43-16-1-162-1 | McKnight | 6- 63-1 | DiLallo | 7-39.1 | McBride | 4-17 | Wheatley | 5-102 | Dizon | 14,3—17 |
| S 15 | FLORIDA STATE | Sumler | 8- 14-0 | Hawkins | 53-34-2-306-1 | McKnight | 6- 62-0 | DiLallo | 8-44.2 | Robinson | 1-11 | Wheatley | 3- 74 | Dizon | 9,3—12 |
| S 22 | MIAMI-OHIO | Charles | 17-123-1 | Hawkins | 30-19-2-275-2 | McKnight | 3- 60-0 | DiLallo | 2-42.0 | McBride | 7-92 | Wheatley | 1- 27 | Dykes | 5,1— 6 |
| S 29 | *OKLAHOMA | Charles | 24-110-1 | Hawkins | 36-22-2-220-2 | Charles | 5- 48-0 | DiLallo | 5-44.2 | McBride | 4-87 | Wheatley | 4-114 | Dizon | 8,5—13 |
| O 6 | *at Baylor | Charles | 19-109-0 | Hawkins | 26-17-1-293-2 | J.Smith | 2-103-0 | DiLallo | 2-49.0 | Robinson | 1-42 | Wheatley | 3- 54 | Dizon | 11,4—15 |
| O 13 | *at Kansas State | Charles | 22-171-1 | Hawkins | 41-19-3-223-1 | J.Smith | 2- 70-0 | DiLallo | 4-34.8 | McBride | 4-12 | Wheatley | 6-128 | Dizon | 9,4—13 |
| O 20 | *KANSAS | Charles | 11- 39-0 | Hawkins | 44-27-2-287-2 | DeVree | 7- 90-1 | DiLallo | 4-41.8 | McBride | 3- 6 | Wheatley | 4- 95 | Dizon | 9,5—14 |
| O 27 | *at Texas Tech | Charles | 20-121-1 | Hawkins | 26-15-0-123-2 | J.Smith | 3- 56-0 | DiLallo | 4-43.8 | McBride | 1- 4 | Wheatley | 4- 82 | Dizon | 10,2—12 |
| N 3 | *MISSOURI | Charles | 14- 55-0 | Hawkins | 25-12-1-100-0 | Sprague | 4- 43-0 | DiLallo | 11-37.1 | Barrett | 1-15 | Wheatley | 4-108 | C.Brown | 11,1—12 |
| N 10 | *at Iowa State | Charles | 21- 83-1 | Hawkins | 40-23-0-262-2 | Sprague | 4- 55-0 | DiLallo | 7-36.6 | none | | Charles | 6-161 | Dizon | 10,1—11 |
| N 23 | *NEBRASKA | Charles | 33-169-3 | Hawkins | 29-17-0-241-2 | DeVree | 4- 51-1 | DiLallo | 5-39.6 | McBride | 3-29 | Charles | 5-125 | Dizon | 12,4—16 |
| D 30 | m—Alabama | Charles | 14- 69-0 | Hawkins | 39-24-2-322-3 | DeVree | 9- 94-2 | DiLallo | 3-34.3 | none | | Charles | 6-126 | Dizon | 9,5—14 |

## 2008

| Date | Opponent | Rushing | | Passing | | Receiving | | Punting | | Punt Returns | | Kickoff Returns | | | Tackles |
|---|---|---|---|---|---|---|---|---|---|---|---|---|---|---|---|
| A 31 | Colorado State | Scott | 11- 54-1 | Hawkins | 29-20-1-214-1 | McKnight | 5- 67-1 | DiLallo | 3-31.0 | Jo.Smith | 2- 6 | Jo.Smith | 3-160 | Smart | 11,1—12 |
| S 6 | E. WASHINGTON | Scott | 13- 39-0 | Hawkins | 38-28-1-261-3 | McKnight | 6- 90-0 | DiLallo | 4-44.5 | Jo.Smith | 4-108 | Jo.Smith | 1- 40 | J.Brown | 10,0—10 |
| S 15 | WEST VIRGINIA | Stewart | 28-166-0 | Hawkins | 33-22-1-179-2 | Jo.Smith | 5- 75-0 | DiLallo | 7-47.6 | Jo.Smith | 4-15 | Jo.Smith | 3- 69 | C.Brown | 8,7—15 |
| S 27 | Florida State | Stewart | 21-107-0 | Hawkins | 36-17-1-154-3 | Jo.Smith | 7- 85-1 | DiLallo | 4-36.5 | Jo.Smith | 2-15 | Jo.Smith | 4- 54 | Walters | 6,2— 8 |
| O 4 | *TEXAS | Stewart | 12- 27-0 | Hawkins | 33-13-0-118-1 | Williams | 4- 50-1 | DiLallo | 5-37.8 | Jo.Smith | 2- 9 | Jo.Smith | 4-112 | Smart | 6,7—13 |
| O 11 | *at Kansas | Stewart | 18- 77-0 | Hawkins | 22- 8-2- 90-1 | Jo.Smith | 1- 38-0 | DiLallo | 7-45.6 | Jo.Smith | 3-38 | Jo.Smith | 4-122 | Mohler | 11,3—14 |
| O 18 | *KANSAS STATE | Stewart | 29-141-1 | Hansen | 14- 7-1- 71-1 | McKnight | 3- 32-1 | DiLallo | 6-37.5 | Jo.Smith | 2- 9 | Jo. Smith | 3- 66 | Mohler | 5,4— 9 |
| O 25 | *at Missouri | Hansen | 16- 30-0 | Hawkins | 17- 9-0- 86-0 | McKnight | 4- 44-0 | DiLallo | 5-35.4 | none | | Jo.Smith | 7-154 | Mohler | 6,5—11 |
| N 1 | *at Texas A&M | Hansen | 16- 86-0 | Hawkins | 11- 7-1-109-0 | McKnight | 4- 56-0 | Suazo | 6-33.2 | Jo.Smith | 4-55 | Jo.Smith | 3- 40 | Smart | 7,1— 8 |
| N 8 | *IOWA STATE | Scott | 19- 87-0 | Hawkins | 29-20-0-226-4 | Williams | 4- 85-1 | Suazo | 3-49.7 | Jo.Smith | 3-35 | Jo.Smith | 4-104 | Walters | 13,3—16 |
| N 15 | *OKLAHOMA STATE | Sumler | 22- 86-1 | Hawkins | 37-19-0-171-1 | McKnight | 4- 51-1 | Suazo | 5-46.4 | Jo.Smith | 2- 2 | Jo.Smith | 7-162 | C.Brown | 10,2—12 |
| N 28 | *at Nebraska | Sumler | 9- 65-2 | Hawkins | 24-14-3-249-1 | Geer | 2- 86-1 | Suazo | 3-35.7 | none | | Jo.Smith | 7-193 | Smart | 11,4—15 |

## 2009

| Date | Opponent | Rushing | | Passing | | Receiving | | Punting | | Punt Returns | | Kickoff Returns | | | Tackles |
|---|---|---|---|---|---|---|---|---|---|---|---|---|---|---|---|
| S 6 | COLORADO STATE | Stewart | 6- 38-0 | Hawkins | 40-24-1-222-1 | Geer | 6- 65-0 | DiLallo | 6-43.3 | Espinoza | 4-10 | Scott | 5-138 | J.Smith | 9,3—12 |
| S 11 | at Toledo | Scott | 12- 85-0 | Hawkins | 64-30-3-356-4 | McKnight | 11-114-1 | DiLallo | 3-33.3 | Espinoza | 1-15 | Scott | 8-204 | Smart | 9,4—13 |
| S 18 | WYOMING | Stewart | 32-127-2 | Hawkins | 31-17-0-175-0 | McKnight | 5- 77-0 | DiLallo | 6-47.7 | Espinoza | 2- 5 | Lockridge | 1- 26 | C.Brown | 5,3— 8 |
| O 1 | at West Virginia | Stewart | 21-105-1 | Hawkins | 52-27-3-292-2 | McKnight | 9- 98-1 | DiLallo | 3-31.0 | Espinoza | 4-12 | Lockridge | 6-153 | Smart | 9,1—10 |
| O 10 | *at Texas | Stewart | 21- 40-0 | Hawkins | 18- 6-2- 68-2 | Devenny | 1- 25-1 | DiLallo | 8-38.9 | Espinoza | 2-16 | Scott | 3- 93 | Smart | 6,5—11 |
| O 17 | *KANSAS | Stewart | 24-108-2 | Hansen | 25-14-1-175-1 | Geer | 4- 65-1 | DiLallo | 4-35.5 | Espinoza | 3- 5 | Scott | 5-129 | Smart | 6,2— 8 |
| O 24 | *at Kansas State | Stewart | 16- 55-1 | Hawkins | 23-10-2- 95-1 | McKnight | 6- 61-0 | DiLallo | 7-37.4 | Espinoza | 3-(-3) | Lockridge | 4- 82 | Polk | 9,6—15 |
| O 31 | *MISSOURI | Stewart | 10- 3-1 | Hansen | 36-22-1-190-0 | McKnight | 9-104-0 | DiLallo | 4-36.5 | McKnight | 2- 8 | Jaffee | 2- 68 | Sipili | 4,6—10 |
| N 7 | *TEXAS A&M | Stewart | 20-118-2 | Hansen | 32-21-1-271-1 | Simas | 7-135-0 | DiLallo | 5-37.8 | Stewart | 1- 0 | Lockridge | 6-113 | J.Brown | 8,7—15 |
| N 14 | *at Iowa State | Stewart | 19- 85-0 | Hansen | 38-18-1-258-1 | Simas | 7-128-1 | DiLallo | 6-35.3 | McKnight | 3- 7 | Jaffee | 3- 55 | Perkins | 10,4—14 |
| N 19 | *at Oklahoma State | Stewart | 8- 21-0 | Hansen | 37-23-0-171-2 | Simas | 11- 92-1 | DiLallo | 10-37.6 | none | | Lockridge | 5-148 | Mohler | 5,7—12 |
| N 27 | *NEBRASKA | Stewart | 21-110-0 | Hansen | 44-21-3-269-3 | McKnight | 7-114-2 | DiLallo | 5-42.6 | McKnight | 2-17 | Lockridge | 3- 49 | C.Brown | 9,2—11 |

## 2010

| Date | Opponent | Rushing | | Passing | | Receiving | | Punting | | Punt Returns | | Kickoff Returns | | | Tackles |
|---|---|---|---|---|---|---|---|---|---|---|---|---|---|---|---|
| S 4 | Colorado State | Stewart | 16- 67-0 | Hansen | 25-17-1-192-2 | McKnight | 6- 78-1 | Grossnickle | 7-41.4 | Patterson | 4-46 | Lockridge | 1- 31 | Major | 8,2—10 |
| S 11 | at California | Stewart | 29- 80-0 | Hansen | 34-18-3-166-0 | Deehan | 4- 51-0 | Grossnickle | 6-40.2 | Patterson | 2- 8 | Lockridge | 6-133 | Perkins | 6,5—11 |
| S 18 | HAWAI'I | Lockridge | 14-109-0 | Hansen | 26-19-0-200-2 | Clemons | 3- 85-1 | Grossnickle | 4-36.5 | Patterson | 2-(-3) | Lockridge | 2- 44 | Perkins | 5,2— 7 |
| O 2 | GEORGIA | Stewart | 19-149-1 | Hansen | 20-13-1-158-1 | Jefferson | 1- 46-0 | Grossnickle | 4-40.5 | Patterson | 1-13 | Clemons | 1- 22 | Brown | 7,1— 8 |
| O 9 | *at Missouri | Stewart | 18- 91-0 | Hawkins | 25-16-1-133-0 | McKnight | 5- 72-0 | Grossnickle | 4-35.0 | Patterson | 2- 9 | Clemons | 3-105 | Major | 9,4—13 |
| O 16 | *BAYLOR | Stewart | 30-125-2 | Hansen | 28-21-1-207-1 | Deehan | 7- 70-0 | Grossnickle | 3-44.7 | none | | Clemons | 2- 47 | Bell | 7,2— 9 |
| O 23 | *TEXAS TECH | Stewart | 20- 34-0 | Hawkins | 43-22-0-274-2 | Clemons | 8- 98-0 | Grossnickle | 7-38.9 | Patterson | 3-53 | Clemons | 1- 21 | T.Smith | 4,11—15 |
| O 30 | *at Oklahoma | Stewart | 19- 85-0 | Hawkins | 44-17-0-187-1 | McKnight | 5- 84-1 | Grossnickle | 9-42.3 | two with | 1-(-1) | Patterson | 4- 74 | J.Smith | 10,2—12 |
| N 6 | *at Kansas | Stewart | 27-175-3 | Hawkins | 44-29-2-322-3 | Richardson | 11-141-2 | Grossnickle | 1-31.0 | none | | Jaffee | 3- 51 | Nobriga | 8,3—11 |
| N 13 | *IOWA STATE | Stewart | 36-123-0 | Hawkins | 24-16-0-266-3 | Richardson | 5-121-0 | Grossnickle | 6-35.2 | Clemons | 1-(-4) | Jaffee | 1- 89 | Sandersfeld | 8,1— 9 |
| N 20 | *KANSAS STATE | Stewart | 34-195-2 | Hawkins | 25-14-0-202-3 | McKnight | 4- 72-2 | Grossnickle | 4-38.8 | none | | Jefferson | 3- 90 | Sandersfeld | 5,3— 8 |
| N 26 | *at Nebraska | Stewart | 20- 88-0 | Hawkins | 26-10-2-163-2 | Richardson | 2- 62-1 | Grossnickle | 5-41.0 | Clemons | 1-11 | Jefferson | 3- 62 | T.Smith | 11,6—17 |

## 2010

| Date | Opponent | Rushing | Passing | Receiving | Punting | Punt Returns | Kickoff Returns | Tackles |
|---|---|---|---|---|---|---|---|---|
| S 3 | at Hawai'i | Stewart 18- 52-0 | Hansen 30-16-1-223-2 | Stewart 4- 98-0 | O'Neill 7-44.9 | none | Lockridge 3-31 | Rippy 6,1— 7 |
| S 10 | CALIFORNIA | Stewart 24- 73-0 | Hansen 49-28-0-474-3 | Richardson 11-284-2 | O'Neill 2-39.5 | Richardson 1- 4 | Lockridge 1-20 | Rippy 9,5—14 |
| S 17 | Colorado State | Stewart 19- 98-0 | Hansen 32-17-0-215-2 | Stewart 7- 93-0 | O'Neill 6-49.2 | Stewart 2- 9 | Clemons 1-33 | Orms 7,4—11 |
| S 24 | at Ohio State | Stewart 11- 55-0 | Hansen 39-22-0-238-2 | Deehan 3- 71-0 | O'Neill 6-38.5 | Stewart 2-14 | Washington 4-54 | Perkins 9,6—15 |
| O 1 | *WASHINGTON ST. | Stewart 26-132-1 | Hansen 23-15-1-175-2 | Richardson 7- 76-1 | O'Neill 3-49.0 | Stewart 1-(1) | Stewart 5-113 | Perkins 7,3—10 |
| O 8 | *at Stanford | Stewart 11- 21-0 | Hansen 29-15-1-202-1 | Stewart 2- 79-0 | O'Neill 8-43.2 | none | Stewart 4-103 | Polk 11,6—17 |
| O 15 | *at Washington | Jones 14- 49-2 | Hansen 30-18-0-155-1 | Jones 7- 49-0 | O'Neill 6-40.5 | Canty 1- 3 | Canty 5-87 | Rippy 7,3—10 |
| O 22 | *OREGON | Jones 19- 71-0 | Hansen 15- 7-1- 62-0 | Gray 2- 50-0 | O'Neill 12-43.2 | Canty 1-12 | Goodson 5-97 | 3 with 5,1— 6 |
| O 29 | *at Arizona State | Ford 10- 73-0 | Hansen 35-22-2-285-1 | Gray 4- 93-0 | O'Neill 5-37.6 | Canty 1- 2 | Creer 3-72 | Polk 8,2—10 |
| N 4 | *SOUTHERN CAL | Stewart 21- 88-0 | Hansen 37-17-0-250-2 | Clemons 5-112-2 | O'Neill 6-44.0 | Gray 1- 3 | Ford 3-66 | Major 8,0— 8 |
| N 12 | *ARIZONA | Stewart 24-181-3 | Hansen 26-16-1-213-1 | Clemons 5-115-1 | O'Neill 3-38.3 | none | Clemons 1-26 | Sandersfeld 11,3—14 |
| N 19 | *at UCLA | Stewart 21- 77-0 | Hansen 31-16-3-127-1 | Clemons 3- 50-1 | O'Neill 6-44.0 | Gray 2-10 | Gorman 4-67 | Major 8,3—11 |
| N 25 | *at Utah | Jones 12- 72-0 | Hansen 36-22-1-264-1 | Clemons 4-102-0 | O'Neill 4-37.0 | Gray 1- 0 | Gorman 1-19 | Perkins 11,6—17 |

## 2012

| Date | Opponent | Rushing | Passing | Receiving | Punting | Punt Returns | Kickoff Returns | Tackles |
|---|---|---|---|---|---|---|---|---|
| S 1 | Colorado State | Jones 16- 43-0 | J. Webb 41-22-0-187-2 | Spruce 8- 64-1 | O'Neill 6-47.3 | Crawley 3-38 | Mosley 2-50 | D. Webb 9,3—12 |
| S 8 | SACRAMENTO STATE | Powell 28-147-3 | J. Webb 24-12-0-160-1 | Thomas 2- 45-0 | O'Neill 6-43.8 | Crawley 3-16 | Mosley 3-59 | Major 7,4—11 |
| S 15 | at Fresno State | Ford 10- 61-1 | J. Webb 13- 5-2- 85-1 | McCulloch 3- 73-1 | O'Neill 10-42.8 | none | Hall 3-92 | Smith 7,2— 9 |
| S 22 | *at Washington State | Jones 4-105-1 | J. Webb 42-29-1-345-2 | Spruce 8-103-1 | O'Neill 4-34.2 | Crawley 2- 3 | Abron 4-76 | Orms 12,1—13 |
| S 29 | *UCLA | Jones 8- 31-0 | J. Webb 32-21-1-184-1 | McCulloch 7- 69-0 | O'Neill 10-44.5 | Crawley 1- 0 | Hall 1-21 | 2 with 7,2— 9 |
| O 11 | *ARIZONA STATE | Ford 7- 38-0 | J. Webb 41-20-0-180-1 | Kasa 4- 71-1 | O'Neill 9-44.0 | none | Mosley 2-47 | Smith 7,5—12 |
| O 20 | *at Southern Cal | Powell 14- 56-0 | J. Webb 35-18-3-210-0 | Jones 4- 57-0 | O'Neill 1-51.0 | none | Abron 1-48 | D. Webb 4,6—10 |
| O 27 | *at Oregon | Powell 20-121-2 | Hirschman 16- 6-1- 65-0 | Hobbs 3- 29-0 | O'Neill 8-45.0 | none | Abron 9-161 | Vigo 10,3—13 |
| N 3 | *STANFORD | Powell 6- 17-0 | C. Wood 7- 4-0- 66-0 | Kasa 3- 34-0 | O'Neill 9-44.7 | Thomas 2-12 | Polk 1-10 | Mosley 5,9—14 |
| N 10 | *at Arizona | Powell 32-137-2 | Hirschman 13-12-1-123-0 | Fernandez 1- 71-1 | O'Neill 3-40.7 | Crawley 2-20 | Polk 4-72 | D. Webb 5,2— 7 |
| N 17 | *WASHINGTON | Powell 17- 66-0 | J. Webb 16- 6-0- 33-0 | Abron 4- 20-0 | O'Neill 6-41.5 | Crawley 1- 5 | Mosley 5-148 | Major 7,2— 9 |
| N 23 | *UTAH | Abron 14- 84-1 | Hirschman 51-30-4-306-1 | Spruce 10- 98-1 | O'Neill 4-42.5 | none | Mosley 3-135 | Polk 7,3—10 |

## 2013

| Date | Opponent | Rushing | Passing | Receiving | Punting | Punt Returns | Kickoff Returns | Tackles |
|---|---|---|---|---|---|---|---|---|
| S 1 | Colorado State | Powell 15- 42-0 | C. Wood 46-33-0-400-3 | Richardson 10-208-2 | O'Neill 8-42.5 | Spruce 4-34 | Mosley 1-19 | Gillam 7,7—14 |
| S 7 | CENTRAL ARKANSAS | Jones 12- 58-0 | C. Wood 36-23-2-341-3 | Richardson 11-209-2 | O'Neill 3-46.7 | none | Severson 3-52 | Webb 9,3—12 |
| S 28 | *at Oregon State | Adkins 14- 98-0 | C. Wood 34-14-2-146-2 | Richardson 5- 70-1 | O'Neill 10-41.1 | none | Severson 2-44 | Gillam 8,5—13 |
| O 5 | *OREGON | Powell 20- 78-0 | C. Wood 33-11-2-205-0 | Richardson 5-134-0 | O'Neill 8-40.8 | Spruce 1- 5 | Severson 5-134 | Gillam 14,4—18 |
| S 12 | *at Arizona State | Adkins 16- 62-0 | Liufau 26-18-2-169-1 | Spruce 5- 42-0 | O'Neill 4-40.8 | none | Ross 4-86 | Daigh 8,2—10 |
| O 19 | CHARLESTON SO. | Adkins 13-137-4 | Liufau 20-14-0-198-1 | Richardson 8-122-1 | O'Neill 4-39.8 | Spruce 2- 4 | Severson 2-52 | 2 with 6,2— 8 |
| O 26 | *ARIZONA | Adkins 16- 54-1 | Liufau 32-17-1-212-1 | Richardson 7-132-1 | O'Neill 5-38.6 | none | Severson 2-79 | Orms 13,2—15 |
| N 2 | *at UCLA | Powell 22- 97-0 | Liufau 36-25-0-247-1 | Richardson 7- 70-1 | O'Neill 2-35.0 | Spruce 1- 0 | Severson 5-84 | Webb 6,3— 9 |
| N 9 | *at Washington | Powell 12- 73-0 | Liufau 22-12-2-160-1 | Richardson 3- 77-1 | O'Neill 3-45.0 | none | Severson 8-171 | Henderson 8,1— 9 |
| N 16 | *CALIFORNIA | Powell 18- 60-1 | Liufau 36-23-1-364-3 | 2 with 140-0 | O'Neill 5-37.0 | Spruce 1- 2 | Spruce 1-46 | 2 with 10,1—11 |
| N 23 | *SOUTHERN CAL | Adkins 14- 63-1 | Liufau 33-17-1-188-2 | Richardson 8- 88-1 | O'Neill 6-41.2 | none | Severson 4-72 | Webb 8,3—11 |
| N 30 | *at Utah | Adkins 10- 38-0 | Liufau 46-23-1-241-2 | Spruce 6- 66-1 | O'Neill 8-38.0 | none | Severson 5-107 | Gillam 6,9—15 |

## 2014

| Date | Opponent | Rushing | Passing | Receiving | Punting | Punt Returns | Kickoff Returns | Tackles |
|---|---|---|---|---|---|---|---|---|
| SA29 | Colorado State | Adkins 16- 68-0 | Liufau 39-24-0-241-2 | Spruce 7-104-2 | O'Neill 6-45.5 | Spruce 4-35 | Lindsay 2-42 | Gillam 9,1—10 |
| S 6 | at Massachusetts | Powell 19- 80-1 | Liufau 42-26-1-318-3 | Spruce 10-145-2 | O'Neill 5-48.8 | Spruce 1- 2 | Lindsay 3-67 | Gillam 8,4—12 |
| S 13 | *ARIZONA STATE | Powell 11-118-0 | Liufau 46-31-2-278-3 | Spruce 7- 97-2 | O'Neill 3-48.3 | Spruce 1-11 | Lindsay 5-113 | Thompson 7,3—10 |
| S 20 | HAWAI'I | Powell 14- 43-0 | Liufau 45-29-2-287-2 | Spruce 13-172-1 | O'Neill 9-46.2 | Spruce 2- 6 | Lindsay 2-77 | Crawley 9,0— 9 |
| S 27 | *at California | Liufau 10- 72-0 | Liufau 67-46-1-455-7 | Spruce 19-179-3 | O'Neill 4-37.3 | Spruce 1- 2 | Lindsay 6-133 | Gillam 8,2—10 |
| O 4 | *OREGON STATE | Adkins 13- 79-1 | Liufau 49-32-1-308-2 | McCulloch 4- 76-2 | O'Neill 4-50.8 | none | none | Olugbode 7,3—10 |
| O 18 | *at Southern Cal | Jones 11- 62-0 | Liufau 35-23-2-143-2 | Spruce 9- 69-1 | O'Neill 4-40.3 | Fields 2-19 | Lindsay 5-103 | Thompson 8,2—10 |
| O 25 | *UCLA | Adkins 17-107-1 | Liufau 45-27-2-246-2 | Spruce 6- 63-0 | O'Neill 8-39.9 | Fields 2- 5 | none | Daigh 9,3—12 |
| N 1 | *WASHINGTON | Adkins 13-109-0 | Liufau 52-36-1-314-2 | Spruce 13-138-0 | O'Neill 4-44.0 | Spruce 2- 6 | Lindsay 4-112 | White 6,2— 8 |
| N 8 | *at Arizona | Lindsay 17-114-0 | Liufau 33-24-2-252-1 | Fields 5- 94-1 | O'Neill 5-40.6 | Spruce 1-28 | Severson 1-13 | Smith 8,2—10 |
| N 22 | *at Oregon | Powell 5- 51-0 | Gehrke 18- 9-0- 64-0 | Lindsay 4- 26-0 | O'Neill 8-48.4 | none | Lindsay 7-142 | Moeller 14,0—14 |
| N 29 | *UTAH | Powell 10- 75-3 | Liufau 31-20-1-317-1 | McCulloch 4-101-0 | O'Neill 5-38.6 | Fields 2- 3 | Lindsay 2-60 | Olugbode 10,2—12 |

## 2015

| Date | Opponent | Rushing | Passing | Receiving | Punting | Punt Returns | Kickoff Returns | Tackles |
|---|---|---|---|---|---|---|---|---|
| S 3 | at Hawai'i | Adkins 22- 90-2 | Liufau 39-23-1-156-0 | Spruce 8- 69-0 | Kinney 7-36.0 | Spruce 4-14 | Lindsay 2-64 | Moeller 7,1— 8 |
| S 12 | MASSACHUSETTS | Adkins 19-119-1 | Liufau 24-15-0-168-1 | Spruce 6- 64-1 | Kinney 4-29.2 | MacIntyre 1- 2 | Lindsay 1-18 | Crawley 8,2—10 |
| S 19 | Colorado State | Powell 15- 58-0 | Liufau 28-15-0-220-2 | Fields 3- 79-1 | Kinney 7-39.1 | none | Lee 2-58 | Olugbode 7,10—17 |
| S 26 | NICHOLLS STATE | Lindsay 17-113-2 | Liufau 21-13-0-227-1 | Spruce 5- 80-0 | Kinney 2-38.0 | MacIntyre 2-35 | Lee 1-27 | Gamboa 7,2— 9 |
| O 3 | *OREGON | Lindsay 12- 37-0 | Liufau 42-25-1-231-1 | Spruce 6- 87-0 | Kinney 6-46.0 | Spruce 1- 1 | Lee 1-24 | Thompson 9,3—12 |
| O 10 | *at Arizona State | Lindsay 9- 43-2 | Liufau 40-25-1-389-1 | Fields 5-103-1 | Kinney 5-38.2 | none | none | Crawley 7,0— 7 |
| O 17 | *ARIZONA | Lindsay 23- 91-0 | Liufau 43-28-0-339-2 | Fields 8-168-2 | Kinney 8-42.9 | none | Lee 6-129 | Watanabe 11,3—14 |
| O 24 | *at Oregon State | Lindsay 9- 51-0 | Liufau 24-17-0-157-1 | Spruce 6- 60-1 | Kinney 6-42.0 | none | Lee 2-41 | Two with 5,3— 8 |
| O 31 | *at UCLA | Carr 19-100-1 | Liufau 57-37-2-312-0 | Ross 9-101-0 | Kinney 5-43.2 | none | Lee 2-47 | Thompson 9,0— 9 |
| N 7 | *STANFORD | Liufau 7- 43-0 | Liufau 18-10-1-125-0 | Spruce 5- 75-0 | Kinney 4-45.0 | MacIntyre 1- 0 | Lee 2-55 | Thompson 8,2—10 |
| N 13 | *SOUTHERN CAL | Lee 7- 32-0 | Apsay 23-18-0-128-2 | Spruce 7- 94-1 | Kinney 4-43.2 | Spruce 2-52 | Lee 3-85 | Awuzie 8,2—10 |
| N 21 | *at Washington State | Lindsay 16- 78-0 | Apsay 40-26-2-238-0 | Spruce 10-120-0 | Kinney 2-38.0 | none | Lee 3-74 | Gamboa 10,2—12 |
| N 28 | *at Utah | Lindsay 9- 48-0 | Apsay 19- 8-2-145-1 | Spruce 5-111-1 | Kinney 6-37.0 | Spruce 1-(-3) | Lindsay 2-34 | Olugbode 6,7—13 |

**KEY:** Rushing: Att-Yds-TD; Passing: Att-Com-Int-Yds-TD; Receiving: No-Yds-TD; Punts: No-Avg,; Punt & Kickoff Returns: No-Yds; Tackles: Solo,Ast—Total; *—conference game (Big 8, 1976-95; Big 12, 1996-2010; Pac-12, 2011-present); #—Big 12 Championship game; a—Freedom Bowl; b—Bluebonnet Bowl; c—Orange Bowl; d—Blockbuster Bowl; e—Fiesta Bowl; f—Aloha Bowl; g—Cotton Bowl; h—Holiday Bowl; i—Insight.com Bowl; j—Alamo Bowl; k—Houston Bowl; l—Champs Sports Bowl; m—Independence Bowl. Receiving leader determined by yards; if there was a tie for tackles, leader was player with most solos.

# SINGLE SEASON BESTS

*(Note: bowl statistics NOT included.)*

## Rushing

### Attempts

| | | |
|---|---|---|
| 298 | Rashaan Salaam | 1994 |
| 290 | Rodney Stewart | 2010 |
| 288 | Eric Bieniemy | 1990 |
| 275 | Chris Brown | 2002 |
| 264 | Tony Reed | 1976 |
| 246 | James Mayberry | 1977 |
| 230 | James Mayberry | 1978 |
| 219 | Bobby Anderson | 1969 |
| 219 | Charlie Davis | 1971 |
| 219 | Eric Bieniemy | 1988 |
| 209 | Bobby Purify | 2004 |

### Yards

| | | |
|---|---|---|
| 2,055 | Rashaan Salaam | 1994 |
| 1,744 | Chris Brown | 2002 |
| 1,628 | Eric Bieniemy | 1990 |
| 1,386 | Charlie Davis | 1971 |
| 1,318 | Rodney Stewart | 2010 |
| 1,299 | James Mayberry | 1977 |
| 1,243 | Eric Bieniemy | 1988 |
| 1,210 | Tony Reed | 1976 |
| 1,187 | J.J. Flannigan | 1989 |
| 1,121 | Byron White | 1937 |
| 1,097 | Bob Stransky | 1957 |
| 1,043 | Kayo Lam | 1935 |
| 1,017 | Bobby Purify | 2004 |
| 1,004 | Darian Hagan | 1989 |

### Average Per Attempt

*(minimum 100 att. or 500 yards)*

| | | |
|---|---|---|
| 9.17 | Carroll Hardy | 1954 |
| 8.91 | Frank Bernardi | 1954 |
| 8.37 | Byron White | 1937 |
| 8.24 | Kayo Lam | 1934 |
| 7.24 | J.J. Flannigan | 1989 |
| 7.19 | Kayo Lam | 1935 |
| 7.05 | Eddie Dove | 1957 |
| 6.90 | Rashaan Salaam | 1994 |
| 6.60 | Bob Stransky | 1956 |
| 6.37 | Cortlen Johnson | 2001 |
| 6.34 | Chris Brown | 2002 |
| 6.32 | Charlie Davis | 1971 |
| 6.19 | Byron White | 1937 |
| 6.10 | Carroll Hardy | 1952 |
| 6.02 | Erich Kissick | 1987 |

### Touchdowns

| | | |
|---|---|---|
| 24 | Rashaan Salaam | 1994 |
| 18 | Bobby Anderson | 1969 |
| 18 | J.J. Flannigan | 1989 |
| 18 | Chris Brown | 2002 |
| 17 | Darian Hagan | 1989 |
| 17 | Eric Bieniemy | 1990 |
| 16 | Chris Brown | 2001 |
| 15 | Merwin Hodel | 1950 |
| 15 | Jim Kelleher | 1976 |
| 13 | James Mayberry | 1978 |
| 12 | Charlie Davis | 1972 |
| 11 | John Bayuk | 1954 |
| 11 | Bob Stransky | 1957 |
| 10 | Erv Cheney | 1937 |
| 10 | John Bayuk | 1956 |
| 10 | Wilmer Cooks | 1966 |
| 10 | Charlie Davis | 1971 |
| 10 | Terry Kunz | 1975 |
| 10 | Mark Hatcher | 1985 |
| 10 | Eric Bieniemy | 1988 |
| 10 | Rodney Stewart | 2010 |

## PASSING

### NCAA Efficiency Rating

*(minimum 75 attempts)*

| | | |
|---|---|---|
| 189.4 | Koy Detmer | 1995 |
| 161.6 | Darian Hagan | 1989 |
| 149.0 | Bobby Pesavento | 2001 |
| 146.8 | Kordell Stewart | 1994 |
| 143.7 | Koy Detmer | 1996 |
| 143.4 | John Hessler | 1995 |
| 140.7 | Mike Moschetti | 1999 |
| 140.2 | Joel Klatt | 2003 |
| 138.1 | Kordell Stewart | 1992 |
| 137.7 | Darian Hagan | 1990 |
| 135.6 | Mike Moschetti | 1998 |
| 135.6 | Erik Greenberg | 2003 |
| 131.8 | Koy Detmer | 1992 |
| 131.8 | Sefo Liufau | 2014 |
| 130.1 | David Williams | 1975 |
| 129.5 | Tyler Hansen | 2010 |
| 128.6 | Darian Hagan | 1991 |
| 128.3 | Sefo Liufau | 2013 |
| 128.1 | Craig Ochs | 2001 |
| 126.5 | Kordell Stewart | 1993 |

### Attempts

| | | |
|---|---|---|
| 498 | Sefo Liufau | 2014 |
| 424 | Cody Hawkins | 2007 |
| 412 | Tyler Hansen | 2011 |
| 400 | Joel Klatt | 2005 |
| 363 | Koy Detmer | 1996 |
| 358 | Joel Klatt | 2003 |
| 344 | Sefo Liufau | 2015 |
| 338 | John Hessler | 1997 |
| 334 | Joel Klatt | 2004 |
| 331 | Mike Moschetti | 1999 |
| 320 | Cody Hawkins | 2008 |
| 294 | Kordell Stewart | 1993 |
| 276 | Mike Moschetti | 1998 |
| 266 | John Hessler | 1995 |
| 252 | Kordell Stewart | 1992 |

### Completions

| | | |
|---|---|---|
| 325 | Sefo Liufau | 2014 |
| 241 | Joel Klatt | 2005 |
| 239 | Cody Hawkins | 2007 |
| 233 | Joel Klatt | 2003 |
| 231 | Tyler Hansen | 2011 |
| 214 | Sefo Liufau | 2015 |
| 208 | Koy Detmer | 1996 |
| 204 | Mike Moschetti | 1999 |
| 192 | Joel Klatt | 2004 |
| 183 | Cody Hawkins | 2008 |
| 181 | John Hessler | 1997 |
| 162 | Mike Moschetti | 1998 |
| 157 | Kordell Stewart | 1993 |
| 154 | John Hessler | 1995 |

### Yards

| | | |
|---|---|---|
| 3,200 | Sefo Liufau | 2014 |
| 3,156 | Koy Detmer | 1996 |
| 2,883 | Tyler Hansen | 2011 |
| 2,696 | Joel Klatt | 2005 |
| 2,693 | Mike Moschetti | 1999 |
| 2,693 | Cody Hawkins | 2007 |
| 2,614 | Joel Klatt | 2003 |
| 2,478 | John Hessler | 1997 |
| 2,418 | Sefo Liufau | 2015 |
| 2,299 | Kordell Stewart | 1993 |
| 2,136 | John Hessler | 1995 |
| 2,109 | Kordell Stewart | 1992 |
| 2,104 | Mike Moschetti | 1998 |
| 2,071 | Kordell Stewart | 1994 |
| 2,065 | Joel Klatt | 2004 |
| 1,892 | Cody Hawkins | 2008 |
| 1,779 | Sefo Liufau | 2013 |
| 1,778 | Craig Ochs | 2000 |
| 1,547 | Robert Hodge | 2002 |
| 1,547 | Cody Hawkins | 2010 |
| 1,538 | Darian Hagan | 1990 |
| 1,440 | Tyler Hansen | 2009 |
| 1,434 | Jordan Webb | 2012 |
| 1,432 | Steve Vogel | 1984 |
| 1,385 | Steve Vogel | 1983 |
| 1,341 | Bobby Anderson | 1968 |
| 1,282 | David Williams | 1975 |
| 1,277 | Cody Hawkins | 2009 |
| 1,234 | Bobby Pesavento | 2001 |
| 1,228 | Darian Hagan | 1991 |
| 1,220 | Craig Ochs | 2001 |
| 1,203 | Jeff Knapple | 1977 |
| 1,200 | Gale Weidner | 1959 |

### Completion Percentage

*(minimum 100 attempts)*

| | | |
|---|---|---|
| 68.4 | Koy Detmer | 1995 |
| 68.3 | Tyler Hansen | 2010 |
| 65.3 | Sefo Liufau | 2014 |
| 65.1 | Joel Klatt | 2003 |
| 62.2 | Sefo Liufau | 2015 |
| 62.0 | Kordell Stewart | 1994 |
| 61.6 | Mike Moschetti | 1999 |
| 61.2 | Bobby Pesavento | 2001 |
| 60.3 | Joel Klatt | 2005 |
| 59.9 | Kordell Stewart | 1992 |
| 59.9 | David Williams | 1975 |
| 59.6 | Craig Ochs | 2001 |
| 59.4 | Sefo Liufau | 2013 |
| 59.2 | Craig Ochs | 2000 |
| 58.7 | Mike Moschetti | 1998 |

### Touchdown Passes

| | | |
|---|---|---|
| 28 | Sefo Liufau | 2014 |
| 22 | Koy Detmer | 1996 |
| 21 | Joel Klatt | 2003 |
| 20 | John Hessler | 1995 |
| 20 | Tyler Hansen | 2011 |
| 19 | Cody Hawkins | 2007 |
| 18 | Mike Moschetti | 1999 |
| 17 | Cody Hawkins | 2008 |
| 15 | Mike Moschetti | 1998 |
| 14 | John Hessler | 1997 |
| 14 | Joel Klatt | 2005 |
| 14 | Cody Hawkins | 2010 |
| 12 | Steve Vogel | 1983 |
| 12 | Darian Hagan | 1991 |
| 12 | Kordell Stewart | 1992 |
| 12 | Robert Hodge | 2002 |
| 12 | Sefo Liufau | 2013 |
| 11 | Darian Hagan | 1990 |
| 11 | Kordell Stewart | 1993 |
| 10 | on three occasions | |

## TOTAL OFFENSE

### Plays

| | | |
|---|---|---|
| 567 | Sefo Liufau | 2014 |
| 493 | Tyler Hansen | 2011 |
| 464 | Cody Hawkins | 2007 |
| 454 | Joel Klatt | 2005 |
| 452 | Sefo Liufau | 2015 |
| 426 | Joel Klatt | 2003 |
| 416 | Mike Moschetti | 1999 |
| 413 | John Hessler | 1997 |
| 405 | Bobby Anderson | 1968 |
| 399 | Koy Detmer | 1996 |
| 396 | Kordell Stewart | 1993 |
| 377 | Mike Moschetti | 1998 |
| 377 | Cody Hawkins | 2008 |
| 373 | Joel Klatt | 2004 |
| 359 | Kordell Stewart | 1994 |
| 329 | Jordan Webb | 2012 |
| 317 | Robert Hodge | 2002 |
| 315 | Tyler Hansen | 2009 |
| 313 | John Hessler | 1995 |
| 312 | Kordell Stewart | 1992 |
| 307 | Craig Ochs | 2000 |
| 303 | Darian Hagan | 1991 |
| 301 | Darian Hagan | 1990 |

### Yards

| | | |
|---|---|---|
| 3,336 | Sefo Liufau | 2014 |
| 3,150 | Koy Detmer | 1996 |
| 2,998 | Tyler Hansen | 2011 |
| 2,823 | Kordell Stewart | 1993 |
| 2,818 | Mike Moschetti | 1999 |
| 2,710 | Kordell Stewart | 1994 |
| 2,699 | Joel Klatt | 2005 |
| 2,684 | Sefo Liufau | 2015 |
| 2,682 | Cody Hawkins | 2007 |
| 2,666 | John Hessler | 1997 |
| 2,523 | Joel Klatt | 2003 |
| 2,246 | John Hessler | 1995 |
| 2,129 | Bobby Anderson | 1968 |
| 2,091 | Kordell Stewart | 1992 |
| 2,055 | Rashaan Salaam | 1994 |
| 2,049 | Mike Moschetti | 1998 |
| 2,023 | Joel Klatt | 2004 |
| 2,006 | Darian Hagan | 1989 |
| 1,980 | Darian Hagan | 1990 |
| 1,884 | Craig Ochs | 2000 |
| 1,869 | Cody Hawkins | 2008 |
| 1,854 | David Williams | 1975 |
| 1,822 | Sefo Liufau | 2013 |
| 1,643 | Eric Bieniemy | 1990 |
| 1,632 | Robert Hodge | 2002 |
| 1,614 | Darian Hagan | 1991 |
| 1,596 | Byron White | 1937 |
| 1,515 | Bobby Anderson | 1967 |
| 1,515 | Cody Hawkins | 2010 |
| 1,501 | Tyler Hansen | 2009 |

**Carroll Hardy**

### Average Per Play
*(minimum 100 plays or 500 yards)*

| | | |
|---|---|---|
| 9.77 | Koy Detmer | 1995 |
| 9.02 | Byron White | 1937 |
| 8.75 | Carroll Hardy | 1954 |
| 8.24 | Kayo Lam | 1934 |
| 8.20 | Frank Bernardi | 1954 |
| 7.89 | Koy Detmer | 1996 |
| 7.55 | Kordell Stewart | 1994 |
| 7.47 | Bobby Pesavento | 2001 |
| 7.40 | Darian Hagan | 1989 |
| 7.19 | Kayo Lam | 1935 |
| 7.18 | John Hessler | 1995 |
| 7.13 | Kordell Stewart | 1993 |
| 7.13 | Byron White | 1937 |

## RECEIVING

### Receptions

| | | |
|---|---|---|
| 106 | Nelson Spruce | 2014 |
| 89 | Nelson Spruce | 2015 |
| 83 | Paul Richardson | 2013 |
| 78 | D.J. Hackett | 2003 |
| 76 | Michael Westbrook | 1992 |
| 76 | Scotty McKnight | 2009 |
| 63 | Derek McCoy | 2003 |
| 57 | Charles E. Johnson | 1992 |
| 57 | Charles E. Johnson | 1993 |
| 55 | Nelson Spruce | 2013 |
| 54 | Rae Carruth | 1996 |
| 53 | Rae Carruth | 1995 |
| 52 | Darrin Chiaverini | 1998 |
| 51 | Jon Embree | 1984 |
| 51 | Daniel Graham | 2001 |
| 50 | Scotty McKnight | 2010 |
| 50 | Shay Fields | 2014 |
| 49 | Phil Savoy | 1995 |
| 48 | Javon Green | 2000 |
| 48 | John Minardi | 2000 |

### Yards

| | | |
|---|---|---|
| 1,343 | Paul Richardson | 2013 |
| 1,198 | Nelson Spruce | 2014 |
| 1,149 | Charles E. Johnson | 1992 |
| 1,116 | Rae Carruth | 1996 |
| 1,082 | Charles E. Johnson | 1993 |
| 1,060 | Michael Westbrook | 1992 |
| 1,053 | Nelson Spruce | 2015 |
| 1,013 | D.J. Hackett | 2003 |
| 1,008 | Rae Carruth | 1995 |
| 893 | Scotty McKnight | 2009 |
| 883 | Derek McCoy | 2003 |
| 753 | Daniel Graham | 2001 |
| 733 | Mike Pritchard | 1990 |
| 699 | Javon Green | 2000 |
| 689 | Michael Westbrook | 1994 |
| 680 | Jon Embree | 1984 |
| 680 | Toney Clemons | 2011 |
| 673 | Ron Brown | 1984 |
| 663 | Javon Green | 1999 |
| 659 | Phil Savoy | 1997 |
| 652 | Phil Savoy | 1996 |
| 650 | Nelson Spruce | 2013 |
| 643 | Derek McCoy | 2002 |
| 630 | Darrin Chiaverini | 1998 |
| 625 | Marcus Stiggers | 1999 |
| 621 | Scotty McKnight | 2010 |
| 598 | Shay Fields | 2015 |
| 592 | John Minardi | 2000 |
| 585 | Markques Simas | 2009 |
| 582 | Phil Savoy | 1995 |
| 571 | Rodney Stewart | 2011 |
| 567 | Evan Judge | 2005 |
| 557 | Loy Alexander | 1983 |
| 555 | Paul Richardson | 2011 |
| 539 | Javon Green | 1998 |
| 519 | Scotty McKnight | 2008 |
| 515 | Ron Brown | 1983 |
| 514 | Paul Richardson | 2010 |
| 512 | Derek McCoy | 2001 |

### Average Per Reception
*(minimum 15 receptions)*

| | | |
|---|---|---|
| 31.1 | Jeff Campbell | 1988 |
| 26.2 | Mike Pritchard | 1990 |
| 23.2 | Ron Brown | 1984 |
| 21.4 | Emery Moorehead | 1976 |
| 20.7 | Rae Carruth | 1996 |
| 20.5 | Gary Knafelc | 1953 |
| 20.3 | Chuck Mosher | 1950 |
| 20.2 | Charles E. Johnson | 1992 |
| 19.7 | Willie Nichols | 1971 |
| 19.6 | Josh Smith | 2007 |
| 19.1 | Michael Westbrook | 1994 |
| 19.0 | Charles Johnson | 1993 |
| 19.0 | Rae Carruth | 1995 |
| 18.4 | James Kidd | 1995 |
| 18.0 | Lance Carl | 1987 |
| 17.9 | Dave Logan | 1973 |
| 17.7 | Kazell Pugh | 1978 |
| 17.7 | Donnie Holmes | 1979 |
| 17.4 | Monte Huber | 1969 |
| 17.1 | Rickey Ward | 1980 |
| 17.1 | Derek McCoy | 2001 |
| 17.0 | Dave Logan | 1975 |

### Touchdowns

| | | |
|---|---|---|
| 12 | Nelson Spruce | 2014 |
| 11 | Derek McCoy | 2003 |
| 10 | Paul Richardson | 2013 |
| 9 | Charles E. Johnson | 1993 |
| 9 | Rae Carruth | 1995 |
| 8 | Gary Knafelc | 1953 |
| 8 | Michael Westbrook | 1992 |
| 8 | Rae Carruth | 1996 |
| 8 | Toney Clemons | 2011 |
| 7 | Javon Green | 1999 |
| 7 | Derek McCoy | 2002 |
| 7 | D.J. Hackett | 2003 |
| 7 | Scotty McKnight | 2010 |
| 6 | Loy Alexander | 1983 |
| 6 | Mike Pritchard | 1990 |
| 6 | Daniel Graham | 2001 |
| 6 | Tyson DeVree | 2007 |
| 6 | Scotty McKnight | 2009 |
| 6 | Paul Richardson | 2010 |
| 5 | on 11 occasions | |

## SCORING

### Touchdowns

| | | |
|---|---|---|
| 24 | Rashaan Salaam | 1994 |
| 19 | Bobby Anderson | 1969 |
| 18 | J.J. Flannigan | 1989 |
| 18 | Chris Brown | 2002 |
| 17 | Darian Hagan | 1989 |
| 17 | Eric Bieniemy | 1990 |
| 16 | Byron White | 1937 |
| 16 | Chris Brown | 2001 |
| 15 | Merwin Hodel | 1950 |
| 15 | Jim Kelleher | 1976 |
| 14 | Charlie Davis | 1972 |
| 13 | James Mayberry | 1978 |
| 12 | Bob Stransky | 1957 |
| 12 | Nelson Spruce | 2014 |
| 11 | John Bayuk | 1954 |
| 11 | John Bayuk | 1956 |
| 11 | Cliff Branch | 1971 |
| 11 | Terry Kunz | 1975 |
| 11 | Mike Pritchard | 1990 |
| 11 | Derek McCoy | 2003 |
| 11 | Lawrence Vickers | 2005 |
| 10 | on 9 occasions. | |

### Points (All)

| | | |
|---|---|---|
| 144 | Rashaan Salaam | 1994 |
| 122 | Byron White | 1937 |
| 114 | Bob Anderson | 1969 |
| 108 | J.J. Flannigan | 1989 |
| 108 | Chris Brown | 2002 |
| 102 | Darian Hagan | 1989 |
| 102 | Eric Bieniemy | 1990 |
| 98 | Ken Culbertson | 1989 |
| 96 | Chris Brown | 2001 |
| 94 | Jeremy Flores | 2001 |
| 94 | Mason Crosby | 2005 |
| 90 | Merwin Hodel | 1950 |
| 90 | Jim Kelleher | 1976 |
| 90 | Will Oliver | 2014 |
| 89 | Diego Gonzalez | 2015 |
| 85 | Mason Crosby | 2004 |
| 84 | Charlie Davis | 1972 |
| 84 | Jeremy Aldrich | 1999 |
| 83 | Jim Harper | 1990 |
| 83 | Kevin Eberhart | 2007 |
| 81 | Neil Voskeritchian | 1995 |
| 81 | Will Oliver | 2013 |
| 80 | Fred Lima | 1972 |
| 80 | Neil Voskeritchian | 1994 |

### Points (Kicking)

| | | |
|---|---|---|
| 98 | Ken Culbertson | 1989 |
| 94 | Jeremy Flores | 2001 |
| 94 | Mason Crosby | 2005 |
| 90 | Will Oliver | 2014 |
| 89 | Diego Gonzalez | 2015 |
| 85 | Mason Crosby | 2004 |
| 84 | Jeremy Aldrich | 1999 |
| 83 | Jim Harper | 1990 |
| 83 | Kevin Eberhart | 2007 |
| 81 | Neil Voskeritchian | 1995 |
| 81 | Will Oliver | 2013 |
| 80 | Fred Lima | 1972 |
| 80 | Neil Voskeritchian | 1994 |
| 76 | Mitch Berger | 1993 |
| 76 | Mason Crosby | 2006 |
| 73 | Patrick Brougham | 2002 |
| 70 | Dave Haney | 1970 |
| 70 | Jeremy Aldrich | 1998 |

### Field Goals Made

| | | |
|---|---|---|
| 21 | Mason Crosby | 2005 |
| 19 | Mason Crosby | 2004 |
| 19 | Mason Crosby | 2006 |
| 18 | Jeremy Flores | 2001 |
| 18 | Diego Gonzalez | 2015 |
| 17 | Will Oliver | 2013 |
| 16 | Jeremy Aldrich | 1998 |
| 16 | Jeremy Aldrich | 1999 |
| 16 | Will Oliver | 2014 |
| 15 | Fred Lima | 1972 |
| 15 | Kevin Eberhart | 2007 |
| 14 | Tom Field | 1982 |
| 14 | Jim Harper | 1990 |
| 13 | Frank Rogers | 1965 |
| 13 | Mitch Berger | 1993 |
| 13 | Ken Culbertson | 1989 |

### Field Goals Attempted

| | | |
|---|---|---|
| 34 | Fred Lima | 1972 |
| 29 | Diego Gonzalez | 2015 |
| 28 | Mason Crosby | 2005 |
| 28 | Mason Crosby | 2006 |
| 25 | Patrick Brougham | 2002 |
| 24 | Jeremy Aldrich | 1999 |
| 24 | Jeremy Flores | 2001 |
| 24 | Will Oliver | 2013 |
| 23 | Mason Crosby | 2004 |
| 23 | Kevin Eberhart | 2007 |
| 22 | Jim Harper | 1990 |
| 22 | Jeremy Aldrich | 1998 |
| 21 | Will Oliver | 2014 |
| 20 | Tom Field | 1982 |
| 19 | Mitch Berger | 1993 |
| 18 | Dave Haney | 1970 |
| 18 | Mark Mariscal | 2000 |
| 18 | Aric Goodman | 2009 |

## KICKOFF RETURNS

### Yards

| | | |
|---|---|---|
| 1,276 | Josh Smith | 2008 |
| 919 | Terrence Wheatley | 2007 |
| 849 | Phillip Lindsay | 2014 |
| 795 | Ryan Severson | 2013 |
| 777 | Ben Kelly | 1997 |
| 704 | Walter Stanley | 1981 |
| 699 | Brian Lockridge | 2009 |
| 589 | Jeremy Bloom | 2003 |
| 566 | Billy Waddy | 1976 |
| 564 | Cliff Branch | 1970 |
| 564 | Darrell Scott | 2009 |
| 549 | Marques Mosley | 2012 |
| 547 | Ben Kelly | 1999 |
| 540 | Donovan Lee | 2015 |
| 530 | Howard Ballage | 1978 |
| 519 | M.J. Nelson | 1986 |
| 474 | Ben Kelly | 1998 |
| 470 | Steve Haggerty | 1973 |
| 468 | Walter Stanley | 1980 |
| 468 | Roderick Sneed | 2002 |
| 456 | Shelby Nash | 1983 |

### Average Per Return
*(minimum 0.9 returns per game)*

| | | |
|---|---|---|
| 46.7 | Byron White | 1936 |
| 32.2 | Carroll Hardy | 1952 |
| 31.1 | Ben Kelly | 1997 |
| 30.5 | Bill Symons | 1964 |
| 29.4 | Howard Ballage | 1978 |
| 28.8 | Ben Kelly | 1999 |
| 27.5 | Roderick Sneed | 2002 |
| 26.9 | Cliff Branch | 1970 |
| 26.9 | Darrell Scott | 2009 |
| 26.7 | Harry Narcisian | 1948 |
| 26.1 | Marques Mosley | 2012 |
| 26.0 | Hugh Charles | 2007 |
| 25.8 | Bill Symons | 1962 |
| 25.7 | Bill Harris | 1962 |
| 25.7 | Billy Waddy | 1976 |
| 25.6 | Walter Stanely | 1980 |
| 25.5 | Josh Smith | 2008 |
| 24.8 | Terrence Wheatley | 2007 |
| 24.7 | M.J. Nelson | 1986 |
| 24.7 | Steve Haggerty | 1973 |

## PUNT RETURNS

### Yards

| | | |
|---|---|---|
| 587 | Byron White | 1937 |
| 530 | Kayo Lam | 1935 |
| 524 | Dave McCloughan | 1990 |
| 522 | Roman Hollowell | 2001 |
| 505 | Cliff Branch | 1971 |
| 479 | Deon Figures | 1992 |
| 431 | Charlie Greer | 1965 |
| 408 | Charlie Greer | 1967 |
| 365 | Jeff Campbell | 1989 |
| 352 | Steve Haggerty | 1972 |
| 336 | Jeremy Bloom | 2002 |
| 319 | Byron White | 1936 |
| 316 | Chase McBride | 2007 |
| 301 | Bob West | 1944 |

### Average Per Return
*(minimum 0.9 returns per game)*

| | | |
|---|---|---|
| 21.5 | Bob West | 1944 |
| 20.8 | Ben Kelly | 1998 |
| 18.0 | Roman Hollowell | 2001 |
| 17.5 | Cliff Branch | 1970 |
| 16.8 | Jeremy Bloom | 2002 |
| 16.6 | Charlie Greer | 1965 |
| 16.4 | Frank Bernardi | 1953 |
| 16.4 | Dave McCloughan | 1990 |
| 16.3 | Cliff Branch | 1971 |
| 14.6 | Charlie Greer | 1967 |
| 14.6 | Jeff Campbell | 1989 |
| 14.5 | Bob Stransky | 1955 |

## PUNTING

### Number

| | | |
|---|---|---|
| 76 | Art Woods | 1981 |
| 76 | Darragh O'Neill | 2012 |
| 74 | Darragh O'Neill | 2011 |
| 71 | John Torp | 2005 |
| 70 | Dick Robert | 1969 |
| 69 | Art Woods | 1982 |
| 68 | John Torp | 2004 |
| 67 | Allen Braun | 1984 |
| 66 | Darragh O'Neill | 2013 |
| 66 | Alex Kinney | 2015 |
| 65 | Darragh O'Neill | 2014 |
| 63 | Byron White | 1937 |
| 63 | John Torp | 2003 |
| 62 | Stan Koleski | 1976 |
| 62 | Allen Braun | 1983 |
| 61 | Mark Mariscal | 2002 |
| 61 | Matt DiLallo | 2007 |
| 60 | Zach Grossnickle | 2010 |
| 59 | Stan Koleski | 1974 |
| 59 | Jeremy Flores | 2000 |

### Average

*(minimum 25 punts)*

| | | |
|---|---|---|
| 48.21 | Mark Mariscal | 2002 |
| 48.16 | Zack Jordan | 1950 |
| 47.0 | Mitch Berger | 1992 |
| 46.3 | John Torp | 2004 |
| 46.0 | Barry Helton | 1985 |
| 45.9 | Tom Rouen | 1989 |
| 45.6 | Barry Helton | 1986 |
| 45.2 | Zack Jordan | 1952 |
| 45.0 | Boyd Dowler | 1958 |
| 45.0 | Keith English | 1988 |
| 44.1 | Darragh O'Neill | 2014 |
| 44.6 | John Torp | 2005 |
| 44.5 | Mark Mariscal | 2001 |
| 44.0 | Barry Helton | 1987 |
| 43.7 | Matt DiLallo | 2006 |
| 43.6 | Boyd Dowler | 1956 |
| 43.5 | Darragh O'Neill | 2012 |
| 43.2 | Carroll Hardy | 1954 |
| 42.7 | Homer Jenkins | 1955 |
| 42.6 | Darragh O'Neill | 2011 |
| 42.5 | Byron White | 1937 |
| 42.5 | John Torp | 2003 |
| 42.4 | Steve Doolittle | 1978 |
| 42.2 | Boyd Dowler | 1957 |
| 42.0 | Lance Olander | 1979 |

## ALL PURPOSE YARDS

| | | |
|---|---|---|
| 2,349 | Rashaan Salaam | 1994 |
| 1,987 | Josh Smith | 2008 |
| 1,970 | Byron White | 1937 |
| 1,818 | Eric Bieniemy | 1990 |
| 1,784 | Chris Brown | 2002 |
| 1,686 | Rodney Stewart | 2011 |
| 1,608 | Rodney Stewart | 2010 |
| 1,586 | Hugh Charles | 2007 |
| 1,566 | Bob Stransky | 1957 |
| 1,524 | Charlie Davis | 1971 |
| 1,503 | Mike Pritchard | 1990 |
| 1,489 | James Mayberry | 1977 |
| 1,360 | Walter Stanley | 1981 |
| 1,358 | Phillip Lindsay | 2014 |
| 1,350 | Paul Richardson | 2013 |
| 1,339 | Byron White | 1936 |
| 1,338 | Tony Reed | 1976 |
| 1,298 | Charles Johnson | 1993 |
| 1,290 | Nelson Spruce | 2014 |
| 1,286 | Jeremy Bloom | 2003 |
| 1,261 | Cliff Branch | 1971 |
| 1,246 | Cliff Branch | 1970 |

*(rushing, receiving, kick returns)*

## FIRST DOWNS EARNED

### Total

| | | |
|---|---|---|
| 162 | Sefo Liufau | 2014 |
| 145 | Koy Detmer | 1996 |
| 142 | Tyler Hansen | 2011 |
| 138 | Sefo Liufau | 2015 |
| 134 | Kordell Stewart | 1993 |
| 132 | Cody Hawkins | 2007 |
| 130 | Mike Moschetti | 1999 |
| 129 | Joel Klatt | 2005 |
| 128 | Joel Klatt | 2003 |
| 128 | John Hessler | 1997 |
| 124 | Kordell Stewart | 1994 |

### By Rushing

| | | |
|---|---|---|
| 88 | Rashaan Salaam | 1994 |
| 77 | Charlie Davis | 1971 |
| 72 | Eric Bieniemy | 1990 |
| 65 | Rodney Stewart | 2010 |
| 62 | Darian Hagan | 1989 |
| 50 | Eric Bieniemy | 1988 |

### By Passing

| | | |
|---|---|---|
| 150 | Sefo Liufau | 2014 |
| 140 | Koy Detmer | 1996 |
| 125 | Tyler Hansen | 2011 |
| 123 | Cody Hawkins | 2007 |
| 117 | Joel Klatt | 2003 |

### By Receiving

| | | |
|---|---|---|
| 59 | Nelson Spruce | 2015 |
| 56 | Nelson Spruce | 2014 |
| 50 | Paul Richardson | 2013 |
| 47 | Scotty McKnight | 2009 |
| 46 | Charles Johnson | 1993 |
| 42 | D.J. Hackett | 2003 |
| 41 | Charles Johnson | 1992 |
| 40 | Michael Westbrook | 1992 |

## DEFENSIVE

### Total Tackles

| | | |
|---|---|---|
| 183 | Ray Cone, LB | 1982 |
| 170 | Ryan Sutter, DB | 1997 |
| 162 | Bill Roe, LB | 1979 |
| 162 | Barry Remington, LB | 1985 |
| 160 | Jordon Dizon, LB | 2007 |
| 154 | Ryan Black, DB | 1996 |
| 150 | Greg Biekert, LB | 1990 |
| 148 | Eric McCarty, LB | 1987 |
| 147 | Ted Johnson, LB | 1994 |
| 146 | Jeff Geiser, LB | 1973 |

**Jeff Campbell**

### Tackles (Linemen)

| | | |
|---|---|---|
| 136 | Laval Short | 1979 |
| 120 | Pete Perry | 1981 |
| 113 | George Smith | 1984 |
| 108 | Laval Short | 1978 |
| 102 | Charlie Johnson | 1975 |
| 96 | Garry Howe | 1990 |
| 95 | Mark Cooney | 1972 |
| 93 | Leonard Renfro | 1992 |
| 92 | Pete Perry | 1980 |
| 92 | Mark Shoop | 1982 |

### Tackles (Linebackers)

| | | |
|---|---|---|
| 183 | Ray Cone | 1982 |
| 162 | Bill Roe | 1979 |
| 162 | Barry Remington | 1985 |
| 160 | Jordon Dizon, LB | 2007 |
| 150 | Greg Biekert | 1990 |
| 148 | Eric McCarty | 1987 |
| 147 | Ted Johnson | 1994 |
| 146 | Jeff Geiser | 1973 |
| 141 | Don DeLuzio | 1986 |
| 139 | Greg Biekert | 1991 |

### Tackles (Defensive Backs)

| | | |
|---|---|---|
| 170 | Ryan Sutter | 1997 |
| 154 | Ryan Black | 1996 |
| 122 | Steve Rosga | 1996 |
| 117 | Michael Lewis | 2000 |
| 112 | Michael Lewis | 2001 |
| 111 | Medford Moorer | 2003 |
| 109 | Donald Strickland | 2002 |
| 108 | Mickey Pruitt | 1987 |
| 108 | Rashidi Barnes | 1999 |
| 107 | Medford Moorer | 2002 |

### Unassisted Tackles

| | | |
|---|---|---|
| 120 | Jordon Dizon | 2007 |
| 105 | Greg Biekert | 1990 |
| 102 | Ray Cone | 1982 |
| 98 | Ryan Sutter | 1997 |
| 92 | Ted Johnson | 1994 |
| 88 | Eric McCarty | 1987 |
| 88 | Matt Russell | 1995 |
| 87 | Greg Biekert | 1992 |
| 85 | Hannibal Navies | 1997 |
| 85 | Donald Strickland | 2002 |
| 83 | Barry Remington | 1985 |
| 83 | Ted Johnson | 1993 |
| 83 | Matt Russell | 1996 |

### Assisted Tackles

| | | |
|---|---|---|
| 100 | Jeff Geiser | 1973 |
| 89 | Bill Roe | 1979 |
| 83 | Steve Sidwell | 1964 |
| 81 | Ray Cone | 1982 |
| 79 | Laval Short | 1978 |
| 79 | Barry Remington | 1985 |
| 76 | Steve Doolittle | 1980 |
| 76 | Ryan Black | 1996 |
| 75 | Bob Humble | 1980 |
| 74 | Rocky Martin | 1968 |
| 72 | Bud Magrum | 1972 |
| 72 | Ryan Sutter | 1997 |
| 71 | Randy Geist | 1971 |
| 70 | Laval Short | 1979 |

### Tackles For Loss

| | | |
|---|---|---|
| 24-123 | Bill Brundige | 1969 |
| 23- 82 | Leonard Renfro | 1982 |
| 22- 81 | Garry Howe | 1990 |
| 21-101 | Curt Koch | 1986 |
| 21-104 | Alfred Williams | 1990 |
| 21-122 | Ron Woolfork | 1992 |
| 18-105 | Dan McMillen | 1985 |
| 18-119 | Ron Woolfork | 1991 |
| 18- 84 | Sam Rogers | 1993 |
| 17- 74 | Randy Westendorf | 1977 |
| 17- 87 | Art Walker | 1989 |
| 16 | on 5 occasions | |

### Quarterback Sacks

| | | |
|---|---|---|
| 14- 86 | Dan McMillen | 1985 |
| 13½- 99 | Ron Woolfork | 1992 |
| 13- 109 | Bill Brundige | 1969 |
| 13- 102 | Ron Woolfork | 1991 |
| 12½- 76 | Alfred Williams | 1990 |
| 11½- 93 | Abraham Wright | 2006 |
| 10½- 92 | Alfred Williams | 1989 |
| 10½- 61 | Leonard Renfro | 1992 |
| 10- 66 | Curt Koch | 1986 |
| 10- 60 | Garry Howe | 1990 |
| 9½- 48 | Sam Rogers | 1993 |
| 9- 78 | Herb Orvis | 1969 |
| 9- 54 | Randy Westendorf | 1977 |
| 9- 70 | Laval Short | 1979 |
| 8½- 50 | Ryan Olson | 1996 |
| 8 | on 6 occasions | |

### Fumble Recoveries

| | | |
|---|---|---|
| 7 | Don Branby | 1952 |
| 5 | Larry Horine | 1952 |
| 5 | Stuart Walker | 1978 |
| 5 | Mark Haynes | 1979 |
| 5 | George Smith | 1983 |
| 4 | Roy Shepherd | 1952 |
| 4 | Frank Bosch | 1967 |
| 4 | Mike Bynum | 1968 |
| 4 | Lenny Ciufo | 1973 |
| 4 | Darrin Schubeck | 1984 |
| 4 | Kerry Hicks | 1995 |

### Forced Fumbles

| | | |
|---|---|---|
| 7 | Jashon Sykes | 1999 |
| 6 | Barry Remington | 1985 |
| 5 | Mickey Pruitt | 1986 |
| 5 | Chidera Uzo-Diribe | 2013 |
| 4 | Dan McMillen | 1984 |
| 4 | Curt Koch | 1987 |
| 4 | Kyle Rappold | 1987 |
| 4 | Garry Howe | 1990 |
| 4 | Eric Hamilton | 1991 |
| 4 | Ryan Sutter | 1997 |
| 4 | Michael Lewis | 2000 |

### Interceptions

| | | |
|---|---|---|
| 7 | Dick Anderson | 1967 |
| 7 | Cullen Bryant | 1972 |
| 6 | John Stearns | 1972 |
| 6 | Tim James | 1990 |
| 6 | Deon Figures | 1992 |
| 5 | on 17 occasions | |

### Passes Broken Up/ Deflections

| | | |
|---|---|---|
| 22 | Ben Kelly | 1998 |
| 20 | Marcus Washington | 1996 |
| 19 | T.J. Cunningham | 1995 |
| 17 | Eric Harris | 1969 |
| 17 | Damen Wheeler | 1998 |
| 17 | Lorenzo Sims | 2005 |
| 15 | Dalton Simmons | 1996 |
| 15 | Donald Strickland | 2001 |
| 15 | Jalil Brown | 2009 |
| 14 | Gerett Burl | 2005 |
| 14 | Greg Henderson | 2014 |
| 13 | Mickey Pruitt | 1986 |
| 13 | Donald Strickland | 2002 |
| 13 | Ken Crawley | 2014 |
| 13 | Ken Crawley | 2015 |
| 12 | on three occasions | |

### Blocked Kicks

| | | |
|---|---|---|
| 4 | Greg Thomas | 1991 |
| 2 | Dick Anderson | 1967 |
| 2 | Lorne Richardson | 1972 |
| 2 | Greg Thomas | 1990 |
| 2 | Maurice Henriques | 1995 |
| 2 | Kerry Hicks | 1995 |
| 2 | Sean Jarne | 2000 |
| 2 | Tyrone Henderson | 2004 |
| 2 | Alonzo Barrett | 2007 |
| 2 | Douglas Rippy | 2009 |

*(NOTE: Bowl games not included in season or career totals. Please reference Bowl Game section for all-time bowl statistics.)*

## SERVICE

**Most Games Played**
Career—52, by Quinn Sypniewski, TE (2000-05).
*Most By A Defensive Player—49, by Will Pericak, DT/DE, 2009-12; by Chidera Uzo-Diribe, DE, 2010-13; by Derrick Webb, ILB, 2010-13.*
*Most By A Specialist—50, Greg Pace, 2002-05 and Mason Crosby, 2003-06.*

**Most Games Started**
Career—49, Will Pericak, DT/DE, 2009-12.
*(Most By An Offensive Player, Four Years—46, by Nelson Spruce, WR, 2012-15; 44, by Joe Garten, OG, 1987-90 and Bryan Stoltenberg, C, 1992-95 )*

**Most Consecutive Games Started**
Career—49, Will Pericak, DT/DE, 2009-12.
*(Most By A Defensive Player—35, by Alfred Williams, 1987-90.)*

## RUSHING

**Attempts**
Quarter—13 (for 66 yards, second quarter), James Mayberry vs. Kansas State in Boulder, Nov. 19, 1977; (for 43 yards, first quarter), Lee Rouson vs. Iowa State at Ames, Oct. 15, 1983; (for 113 yards, fourth quarter), Rashaan Salaam vs. Texas at Austin, Oct. 1, 1994; (for 97 yards, second quarter), Rodney Stewart vs. Kansas at Lawrence, Nov. 6, 2010.
Half—23 (for 119 yards), James Mayberry vs. Kansas State in Boulder, Nov. 19, 1977 (first half).
Game—40 (for 174 yards), James Mayberry vs. Kansas State in Boulder, Nov. 19, 1977.
Season—298 (for 2,055 yards), Rashaan Salaam, 1994.
Career—809 (for 3,598 yards), Rodney Stewart, 2008-11.

**Most Consecutive Attempts By Same Player**
23—Rodney Stewart vs. Kansas at Lawrence, Nov. 6, 2010 (nine possessions over four quarters).

**Consecutive Attempts Without Being Stopped Behind the LOS**
124—Chris Brown (over seven games, Aug. 26 to Oct. 20, 2001).

**Attempts By Class/Season**
Freshman (True)—158 (for 691 yards), Christian Powell, 2012.
Freshman (Redshirt)—159 (for 656 yards), Lee Rouson, 1981.
Sophomore—219 (for 1,386 yards), Charlie Davis, 1971.
Junior—298 (for 2,055 yards), Rashaan Salaam, 1994.
Senior—288 (for 1,628 yards), Eric Bieniemy, 1990.

**Attempts By Class/Game**
Freshman (True)—32 (for 137 yards), Christian Powell vs. Arizona at Tucson, Nov. 10, 2012.
Freshman (Redshirt)—34 (for 132 yards), Lee Rouson vs. Missouri in Boulder, Nov. 7, 1981.
Sophomore—34 (for 167 yards), Zack Jordan vs. Missouri at Columbia, Nov. 11, 1950; (for 342 yards), Charlie Davis vs. Oklahoma State in Boulder, Nov. 13, 1971; (for 195 yards), Eric Bieniemy vs. Kansas at Lawrence, Oct. 15, 1988.
Junior—40 (for 174 yards), James Mayberry vs. Kansas State in Boulder, Nov. 19, 1977.
Senior—38 (for 137 yards), Eric Bieniemy vs. Nebraska at Lincoln, Nov. 3, 1990.

**Net Yards**
*(For a complete list of single-game, season and career yardage bests, reference the Select Circles section of the record book.)*
Quarter—131, Eric Bieniemy vs. Oregon State in Boulder, Sept. 24, 1988 (on nine attempts in fourth quarter).
Half—206, Charlie Davis vs. Oklahoma State in Boulder, Nov. 13, 1971 (on 17 attempts in first half).
Game—342, Charlie Davis vs. Oklahoma State in Boulder, Nov. 13, 1971 (on 34 attempts).
Season—2,055, Rashaan Salaam, 1994 (on 298 attempts).
Career—3,940, Eric Bieniemy, 1987-90 (on 699 attempts).

**Highest Percentage of Team Rushing Yards**
*(does not include yards lost due to quarterback sacks or kneeldowns)*
Game *(minimum 100 yards)*—93.4, Cortlen Johnson vs. Iowa State at Ames, Oct. 23, 1999 (185 of 198).
Season—72.0, Rodney Stewart, 2010 (1,318 of 1,831).

**Most Yards Gained Without Being Stopped Behind Line of Scrimmage**
Game—259, Rashaan Salaam vs. Iowa State in Boulder, Nov. 19, 1994 (29 attempts).
Season—677, John Tarver, 1971 (122 attempts).

**Yards By Class/Season**
Freshman (True/Redshirt)—830, Lamont Warren, 1991.
Sophomore—1,386, Charlie Davis, 1971.
Junior—2,055, Rashaan Salaam, 1994.
Senior—1,628, Eric Bieniemy, 1990.

**Yards By Class/Game**
Freshman (True/Redshirt)—202, Billy Waddy vs. Wisconsin at Madison, Sept. 22, 1973.
Sophomore—342, Charlie Davis vs. Oklahoma State in Boulder, Nov. 13, 1971.
Junior—317, Rashaan Salaam vs. Texas at Austin, Oct. 1, 1994.
Senior—246, J.J. Flannigan vs. Kansas State at Manhattan, Nov. 18, 1989.

**Most Yards Gained By A Quarterback**
Game—207, Bobby Anderson vs. Oklahoma State at Stillwater, Nov. 9, 1968 (26 attempts).
Season, Freshman—261, Tyler Hansen, 2008 (63 attempts)
Season, Sophomore—1,004, Darian Hagan, 1989 (186 attempts).
Season, Junior—788, Bobby Anderson, 1968 (183 attempts).
Season, Senior—639, Kordell Stewart, 1994 (122 attempts).
Career—2,007, Darian Hagan, 1988-91 (489 attempts).

**Most Yards Gained By A Receiver**
Game—217, Mike Pritchard vs. Tennessee at Anaheim, Aug. 26, 1990 (20 attempts).
Season—445, Mike Pritchard, 1990 (29 attempts).
Career—585, Mike Pritchard, 1987-90 (55 attempts).

**Most Yards Gained, Opening Game Of Season**
217—Mike Pritchard vs. Tennessee at Anaheim, Aug. 26, 1990.

**Most Yards Gained, First Game Of Career**
Freshman (True)—100, Marcus Houston vs. Colorado State in Denver, Sept. 2, 2000.
Freshman (Redshirt)—142, Michael Simmons vs. Oregon in Boulder, Sept. 12, 1987.
Sophomore—174, Charlie Davis vs. Louisiana State at Baton Rouge, Sept. 11, 1971.
Junior—94, Tony Reed vs. California in Boulder, Sept. 13, 1975.
Senior—50, Mell Holliday vs. Montana State in Boulder, Sept. 2, 2006.

**Most Yards Gained Against One Opponent**
508—Eric Bieniemy vs. Missouri (68 in 1987, 106 in 1988, 116 in 1989, 217 in 1990).

**Most Yards Gained, Two Players**
Game—402 (J.J. Flannigan 246 and Darian Hagan 156) vs. Kansas State at Manhattan, Nov. 18, 1989.
Season—2,694 (Rashaan Salaam 2,055 and Kordell Stewart 639), in 1994.

**Average Gain Per Play**
Game *(minimum 5 att.)*—32.3 (7 for 226), Kayo Lam vs. Colorado Mines in Boulder, Oct. 19, 1935.
Game *(minimum 10 att.)*—23.8 (10 for 238), Carroll Hardy vs. Kansas State in Boulder, Nov. 20, 1954.
Game *(minimum 20 att.)*—12.4 (25 for 309), Chris Brown vs. Kansas at Lawrence, Oct. 12, 2002.
Game *(minimum 30 att.)*—10.1 (34 for 342), Charlie Davis vs. Oklahoma State in Boulder, Nov. 13, 1971.
Season *(minimum 50 att.)*—9.17 (70 for 642), Carroll Hardy, 1954.
Season *(minimum 100 att.)*—8.37 (134 for 1,121), Byron White, 1937.
Season *(minimum 150 att.)*—7.24 (164 for 1,187), J.J. Flannigan, 1989.
Season *(minimum 200 att.)*—6.90 (298 for 2,055), Rashaan Salaam, 1994.
Career *(minimum 100 att. per season)*—6.39 (328 for 2,096), J.J. Flannigan, 1987-89.

**Average Yards Per Game**
Season—186.8 (2,055 in 11 games), Rashaan Salaam, 1994.
Career—113.2 (3,057 in 27 games), Rashaan Salaam, 1992-94.

**Most Rushes, 50 Yards Or Longer**
Season—6, Chris Brown, 2002.
Career—6, Eric Bieniemy, 1987-90; Chris Brown, 2001-02.

**Most 100-Yard Rushing Games**
Consecutive—9, Rashaan Salaam, Sept. 24, 1994 to Nov. 19, 1994.
Consecutive, At Start of Career—2, Marcus Houston, 2000.
Freshman, Season—3, Lamont Warren, 1991; Rodney Stewart, 2008; and Christian Powell, 2012.
Season—10, Eric Bieniemy, 1990, and Rashaan Salaam, 1994.
Career—21, Eric Bieniemy, 1987-90 (13 home, 8 road).

**Most Players Gaining 100 Yards**
Game—3, on two occasions (Carroll Hardy 238, Emerson Wilson 124 and Frank Bernardi 113, vs. Kansas State in Boulder, Nov. 20, 1954; and Jon Keyworth 124, Paul Arendt 116 and Ward Walsh 101 vs. Air Force at USAFA, Nov. 21, 1970).
Season—13, in 1989 (Darian Hagan 6, J.J. Flannigan 4, Eric Bieniemy 3).

**Most 200-Yard Rushing Games**
Consecutive—2, Rashaan Salaam, Nov. 12, 1994 to Nov. 19, 1994.
Season—4, Rashaan Salaam, 1994.
Career—4, Rashaan Salaam, 1992-94 (2 home, 2 road).

**Fastest To 1,000 Yards In A Season (Attempts)**
143—Chris Brown, 2002.

**Fastest To 2,000 Yards In A Career (Attempts)**
334—Chris Brown, 2001-02.

**Most 1,000-Yard Rushing Seasons**
2—Eric Bieniemy (1,243 in 1988; 1,628 in 1990).

**Touchdowns**
Quarter—4, Byron White vs. Colorado Mines in Boulder, Oct. 30, 1937 (first quarter); James Mayberry vs. Northwestern in Boulder, Sept. 30, 1978 (third quarter); Eric Bieniemy vs. Nebraska at Lincoln, Nov. 3, 1990 (fourth quarter).
Half—4, Byron White vs. Colorado Mines in Boulder, Oct. 30, 1937 (first half); James Mayberry vs. Northwestern in Boulder, Sept. 30, 1978 (second half); Eric Bieniemy vs. Nebraska at Lincoln, Nov. 2, 1990 (second half); Rashaan Salaam vs. Oklahoma in Boulder, Oct. 15, 1994 (first half).
Game—6, Chris Brown vs. Nebraska in Boulder, Nov. 23, 2001.
Season—24, Rashaan Salaam, 1994.
Career—41, Eric Bieniemy, 1987-90.

**Consecutive Games Scoring A Touchdown**
10—J.J. Flannigan, Sept. 9, 1989 to Nov. 18, 1989.

**Touchdowns By Class/Game**
Freshman (True/Redshirt)—4, Michael Adkins vs. Charleston Southern in Boulder, Oct. 19, 2013.
Sophomore—6, Chris Brown vs. Nebraska in Boulder, Nov. 23, 2001.
Junior—4, Rashaan Salaam vs. Wisconsin in Boulder, Sept. 17, 1994; Rashaan Salaam vs. Oklahoma in Boulder, Oct. 15, 1994.
Senior—4, on four occasions. Last: Eric Bieniemy vs. Nebraska at Lincoln, Nov. 3, 1990.

**Touchdowns By Class/Season**
Freshman (True/Redshirt)—8, Herchell Troutman, 1994.
Sophomore—17, Darian Hagan, 1989.
Junior—24, Rashaan Salaam, 1994.
Senior—18, Bobby Anderson, 1969; J.J. Flannigan, 1989.

**Mike Moschetti**

**Highest Average Gain Per Touchdown**
Season *(minimum 5)*— 27.0 (7 for 189), Kordell Stewart, 1994.
Season *(minimum 10)*—21.3 (18 for 383), Chris Brown, 2002.
Career *(minimum 15)*—18.7 (27 for 506), J.J. Flannigan, 1997-89.

**Longest Play From Scrimmage**
Scoring—95, Emerson Wilson vs. Kansas State in Boulder, Nov. 20, 1954.
Non-scoring—75, Darian Hagan vs. Texas in Boulder, Sept. 4, 1989.

**Longest Gain, First Career Rush**
44, James Kidd (WR) vs. Wisconsin at Madison, Sept. 2, 1995.
OL—23, Don Greenwood vs. Missouri at Columbia, Nov. 8, 1952.
QB—14, Mike Moschetti vs. Colorado State in Denver, Sept. 5, 1998.
RB—13, J.J. Flannigan vs. Oregon in Boulder, Sept. 12, 1987; Bobby Purify vs. Kansas at Lawrence, Oct. 21, 2000.
***Longest second rush:*** *63, Darian Hagan vs. Fresno State in Boulder, Sept. 10, 1988.*
***Longest third rush:*** *78, Gary Washington vs. Kansas State in Boulder, Nov. 19, 1977 (TD).*

## PASSING

**Highest Efficiency Rating**
Half *(min. 10 attempts)*— 276.4, Kordell Stewart vs. Baylor at Waco, Sept. 12, 1992 (16-of-17, 251 yards, 3 td)
Game *(min. 10 attempts)*—303.1, Darian Hagan vs. Iowa State, Oct. 14, 1989 (8-of-10, 187 yards, 2 td)
Game *(min. 15 attempts)*—276.4, Kordell Stewart vs. Baylor at Waco, Sept. 12, 1992 (16-of-17, 251 yards, 3 td)
Game *(min. 20 attempts)*—244.4, Koy Detmer vs. NE Louisiana in Boulder, Sept. 16, 1995 (19-of-27, 426 yards, 4 td, 1 int)
Game *(min. 25 attempts)*—244.4, Koy Detmer vs. NE Louisiana in Boulder, Sept. 16, 1995 (19-of-27, 426 yards, 4 td, 1 int)
Game *(min. 30 attempts)*—220.8, Mike Moschetti vs. San Jose State in Boulder, Sept. 11, 1999 (25-of-32, 465 yards, 2 td)
Game *(min. 40 attempts)*—166.3, Connor Wood vs. Colorado State in Denver, Sept. 1, 2013 (33-of-46, 400 yards, 3 td)
Game *(min. 50 attempts)*—157.2, Sefo Liufau vs. California at Berkeley, Sept. 27, 2014 (46-of-67, 455 yards, 7 td, 1 int)
Season *(min. 75 attempts)*—189.4, Koy Detmer, 1995 (65-of-95, 1101 yards, 8 td)
Season *(min. 100 attempts)*—149.0, Bobby Pesavento, 2001 (85-of-139, 1234 yards, 8 td)
Season *(min. 200 attempts)*—146.8, Kordell Stewart, 1994 (147-of-237, 2071 yards, 10 td)
Season *(min. 250 attempts)*—143.7, Koy Detmer, 1996 (208-of-363, 3156 yards, 22 td)
Career *(min. 100 attempts per season)*—148.95, Koy Detmer, 1992-96 (350-of-594, 5390 yards, 40 td).

**Highest Efficiency Rating By Class/Season** *(min. 150 attempts)*
Freshman—128.3, Sefo Liufau, 2013 (149-of-251, 1779 yards, 12 td)
Sophomore—143.4, John Hessler, 1995 (154-of-266, 2136 yards, 20 td)
Junior—137.7, Darian Hagan, 1990 (75-of-163, 1538 yards, 11 td)
Senior—146.4, Kordell Stewart, 1994 (147-of-237, 2071 yards, 10 td)

**Attempts**
Quarter—26, Steve Vogel vs. Kansas State at Manhattan, Nov. 20, 1982 (10 completions, fourth quarter).
Half—46, Cody Hawkins vs. Toledo at Toledo, Sept. 11, 2009 (19 completions, second half).
Game—67, Sefo Liufau vs. California at Berkeley, Sept. 27, 2014 (46 completions).
Season—498, Sefo Liufau, 2014 (325 completions).
Career—1,214, Cody Hawkins, 2007-10 (667 completions).

**Most Attempts Without An Interception**
Game—49, Tyler Hansen vs. California in Boulder, Sept. 10, 2011.
Season—44, Jordan Gehrke, 2014.
Consecutive, Career—139, Joel Klatt (five games, Oct. 15 to Nov. 12, 2005). Others: 131, Tyler Hansen (four games, Sept. 3-Oct. 1, 2011); 118, Sefo Liufau (five games, Sept. 3-Oct. 3, 2015); 114, Cody Hawkins (four games, Oct. 9 to Nov. 6, 2010); 107, Sefo Liufau (four games, Oct. 10-31, 2015); 104, Craig Ochs (four games, Oct. 14 to Nov. 4, 2000); 100, John Hessler (six games: Sept. 2 to Oct. 7, 1995); 99, Darian Hagan (six games: Sept. 21 to Nov. 2, 1991); 98, Kordell Stewart (1994); 92, Sal Aunese (1988); 90, Mike Moschetti (1998); 90, Joel Klatt (2002-03).

**Most Attempts Without A Touchdown Pass**
Game—57, Sefo Liufau, vs. UCLA at Pasadena, Oct. 31, 2015.
Season—88, Larry Ethridge, 1962.
Consecutive, Career—132, John Hessler (five games: Sept. 6, 1997 to Oct. 11, 1997).

**Attempts By Class/Season**
Freshman (True)—251, Sefo Liufau, 2013 (149 completions).
Freshman (Redshirt)—424, Cody Hawkins, 2007 (239 completions).
Sophomore—498, Sefo Liufau, 2014 (325 completions).
Junior—344, Sefo Liufau, 2015 (214 completions).
Senior—412, Tyler Hansen, 2011 (231 completions).

**Attempts By Class/Game**
Freshman (True)—50, Koy Detmer vs. Oklahoma in Boulder, Oct. 17, 1992 (33 completions).
Freshman (Redshirt)—53, Cody Hawkins vs. Florida State in Boulder, Sept. 15, 2007 (34 completions).
Sophomore—67, Sefo Liufau vs. California at Berkeley, Sept. 27, 2014 (46 completions).
Junior—64, Cody Hawkins vs. Toledo at Toledo, Sept. 11, 2009 (30 completions).
Senior—49, Tyler Hansen vs. California in Boulder, Sept. 10, 2011 (28 completions).

**Completions**
Quarter—14, Joel Klatt vs. Kansas in Boulder, Oct.11, 2003 (19 attempts, second quarter); 14, Sefo Liufau vs. California at Berkeley, Sept. 27, 2014 (20 attempts, first quarter).
Half—22, Koy Detmer vs. Colorado State at Fort Collins, Sept. 7, 1996 (28 attempts, first half); 22, Sefo Liufau vs. California at Berkeley, Sept. 27, 2014 (32 attempts, first half).
Game—46, Sefo Liufau vs. California at Berkeley, Sept. 27, 2014 (67 attempts).
Season—325, Sefo Liufau, 2014 (498 attempts).
Career—688, Sefo Liufau, 2015 (1,093 attempts).

**Most Consecutive Pass Completions**
15—Mike Moschetti vs. San Jose State and Kansas in Boulder, Sept. 11-18, 1999 (two games).
14—Koy Detmer vs. Colorado State at Fort Collins, Sept. 7, 1996.
12—Kordell Stewart vs. Colorado State in Boulder and Baylor at Waco, Sept. 5-12, 1992 (two games).
12—Joel Klatt vs. Missouri in Boulder, Nov. 12, 2005.
10—John Hessler vs. Kansas in Boulder and Texas at Austin, Oct. 18-25, 1997 (two games).

**Most Consecutive Pass Completions To Start Game**
12—Joel Klatt vs. Missouri in Boulder, Nov. 12, 2005.

**Completions By Class/Season**
Freshman (True)—149, Sefo Liufau, 2013 (251 attempts).
Freshman (Redshirt)—239, Cody Hawkins, 2007 (424 attempts).
Sophomore—325, Sefo Liufau, 2014 (498 attempts).
Junior—214, Sefo Liufau, 2015 (344 attempts).
Senior—241, Joel Klatt, 2005 (400 attempts).

**Completions By Class/Game**
Freshman (True)—33, Koy Detmer vs. Oklahoma in Boulder, Oct. 17, 1992 (50 attempts).
Freshman (Redshirt)—34, Cody Hawkins vs. Florida State in Boulder, Sept. 15, 2007 (53 attempts).
Sophomore—46, Sefo Liufau vs. California at Berkeley, Sept. 27, 2014 (67 attempts).
Junior—37, Sefo Liufau, vs. UCLA at Pasadena, Oct. 31, 2015 (57 attempts).
Senior—31, Koy Detmer vs. Colorado State at Fort Collins, Sept. 7, 1996 (42 attempts).

**Average Completions Per Game**
Season—27.1 (325 in 12 games), Sefo Liufau, 2014.
Career—17.5 (666 in 38 games), Joel Klatt, 2002-05.

**Highest Completion Percentage**
Game *(no minimum)*—100.0 (7 of 7), Dane Graves vs. Colorado A & M at Fort Collins, Nov. 25, 1950.
Game *(minimum 10 att.)*—94.1 (16 of 17), Kordell Stewart vs. Baylor at Waco, Sept. 12, 1992.
Game *(minimum 15 att.)*—94.1 (16 of 17), Kordell Stewart vs. Baylor at Waco, Sept. 12, 1992.
Game *(minimum 20 att.)*—78.8 (26 of 33), Joel Klatt vs. North Texas in Boulder, Sept. 18, 2004.
Game *(minimum 25 att.)*—78.8 (26 of 33), Joel Klatt vs. North Texas in Boulder, Sept. 18, 2004.
Game *(minimum 30 att.)*—78.8 (26 of 33), Joel Klatt vs. North Texas in Boulder, Sept. 18, 2004.
Game *(minimum 40 att.)*—73.8 (31 of 42), Koy Detmer vs. Colorado State at Fort Collins, Sept. 7, 1996.
Game *(minimum 50 att.)*—70.4 (38 of 54), Joel Klatt vs. Kansas in Boulder, Oct. 11, 2003.
Season *(minimum 75 att.)*—68.4 (65 of 95), Koy Detmer, 1995.
Season *(minimum 100 att.)*—68.3 (112 of 164), Tyler Hansen, 2010.
Season *(minimum 150 att.)*—68.3 (112 of 164), Tyler Hansen, 2010.
Season *(minimum 200 att.)*—65.1 (233 of 358), Joel Klatt, 2003.
Season *(minimum 250 att.)*—65.3 (325 of 498), Sefo Liufau, 2014.
Career *(minimum 100 att. per season)*—60.8 (666 of 1,095), Joel Klatt, 2002-05.

**Most Pass Completions, Duo**
Game—19, Sefo Liufau to Nelson Spruce vs. California at Berkeley, Sept. 27, 2014.
Season—107, Sefo Liufau & Nelson Spruce, 2014 *(Liufau-to-Spruce 105; Spruce-to-Liufau 2)*; 65, Joel Klatt to D.J. Hackett, 2003.
Career—217, Sefo Liufau & Nelson Spruce, 2013-15 *(Liufau-to-Spruce 213; Spruce-to-Liufau 4)*; 142, Cody Hawkins & Scotty McKnight, 2007-10 *(Hawkins-to-McKnight 141; McKnight-to-Hawkins 1)*; 116, Kordell Stewart to Michael Westbrook, 1992-94.

**Most Yards Gained**
*(For a complete list of single-game, season and career yardage bests, reference the Select Circles section of the record book.)*
Quarter—211, Joel Klatt vs. Texas A&M in Boulder, Oct. 8, 2005 (first quarter).
Half—352, Koy Detmer vs. NE Louisiana in Boulder, Sept. 16, 1995 (first half).
Game—474, Tyler Hansen vs. California in Boulder, Sept. 10, 2011.
Season—3,200, Sefo Liufau, 2014.
Career—7,409, Cody Hawkins, 2007-10.

**Yards Gained By Class/Season**
Freshman (True)—1,779, Sefo Liufau, 2013.
Freshman (Redshirt)—2,693, Cody Hawkins, 2007.
Sophomore—3,200, Sefo Liufau, 2014.
Junior—2,418, Sefo Liufau, 2015.
Senior—3,156, Koy Detmer, 1996.

**Yards Gained By Class/Game**
Freshman (True)—418, Koy Detmer vs. Oklahoma in Boulder, Oct. 17, 1992.
Freshman (Redshirt)—306, Cody Hawkins vs. Florida State in Boulder, Sept. 15, 2007.
Sophomore—455, Sefo Liufau vs. California at Berkeley, Sept. 27, 2014.
Junior—426, Koy Detmer vs. NE Louisiana in Boulder, Sept. 16, 1995.
Senior—474, Tyler Hansen vs. California in Boulder, Sept. 10, 2011.

**Average Yards Per Attempt**
Game *(minimum 10 att.)*—16.60, Kordell Stewart vs. Wisconsin in Boulder, Sept. 17, 1994 (8-of-15, 249 yards).
Game *(minimum 20 att.)*—14.53, Mike Moschetti vs. San Jose State in Boulder, Sept. 11, 1999 (25-of-32, 465 yards).
Season *(minimum 100 att.)*—9.47, Sal Aunese, 1988 (44-of-106, 1,004 yards).
Season *(minimum 150 att.)*—9.44, Darian Hagan, 1990 (75-of-163, 1,538 yards).
Season *(minimum 200 att.)*—8.74, Kordell Stewart, 1994 (147-of-237, 2,071 yards).
Career *(minimum 100 att. per season)*—9.07, Koy Detmer, 1992-96 (350-of-594, 5,390 yards).

**Average Yards Per Completion**
Game *(minimum 10 att.)*—31.13, Kordell Stewart vs. Wisconsin in Boulder, Sept. 17, 1994 (8-of-15, 249 yards).
Game *(minimum 20 att.)*—21.63, Erik Greenberg vs. Baylor at Waco, Oct. 4, 2003 (16-of-29, 346 yards).
Game *(minimum 30 att.)*—19.14, Joel Klatt vs. Colorado State in Denver, Aug. 30, 2003 (21-of-34, 402 yards).
Season *(minimum 100 att.)*—22.82, Sal Aunese, 1988 (44-of-106, 1,004 yards).

Season *(minimum 150 att.)*—20.51, Darian Hagan, 1990 (75-of-163, 1,538 yards).
Season *(minimum 200 att.)*—15.17, Koy Detmer, 1996 (208-of-363, 3,156 yards).
Career *(minimum 100 att. per season)*—17.85, Darian Hagan, 1988-91 (213-of-424, 3,801 yards).

**Average Yards Per Game**
Season—286.9 (3,156 in 11 games), Koy Detmer, 1996.
Career—228.4 (4,797 in 21 games), Mike Moschetti, 1998-99.

**Most 200-Yard Passing Games**
Consecutive—7, Sefo Liufau, Nov. 30, 2013-Oct. 4, 2014.
Season—10, Sefo Liufau, 2014.
Career—21, Cody Hawkins, 2007-10.

**Most 300-Yard Passing Games**
Consecutive—2, Koy Detmer (Nov. 2 and Nov. 9, 1996); Connor Wood (Sept. 1 and Sept. 7, 2013); Sefo Liufau, Sept. 27-Oct. 4, 2014.
Season—5, Sefo Liufau, 2014.
Career—9, Sefo Liufau, 2013-15; 6, Koy Detmer, 1992-96.

**Most 400-Yard Passing Games**
Consecutive—2, Koy Detmer (Nov. 2 and Nov. 9, 1996).
Season—3, Koy Detmer, 1996.
Career—5, Koy Detmer, 1992-96.

**Most Players With 1,000-Yards Passing**
Season—2, on four occasions: Steve Vogel (1,432) and Craig Keenan (1,012), 1984; John Hessler (2,136) and Koy Detmer (1,101), 1995; Bobby Pesavento (1,234) and Craig Ochs (1,220), 2001; Tyler Hansen (1,440) and Cody Hawkins (1,277), 2009; Cody Hawkins (1,547) and Tyler Hansen (1,102), 2010; Sefo Liufau (1,779) and Connor Wood (1,103), 2013.

**Most 2,000-Yard Passing Seasons**
Career—3, Kordell Stewart (1992-94) and Joel Klatt (2003-05).

**Most 3,000-Yard Passing Seasons**
Career—1, Koy Detmer, 1996; Sefo Liufau, 2014.

**Most Yards Gained, Opening Game Of Season**
409—Kordell Stewart vs. Colorado State in Boulder, Sept. 5, 1992.

**Most Yards Gained, First Game Of Career**
Freshman (True)—208, Craig Ochs vs. Kansas State in Boulder, Sept. 30, 2000.
Freshman (Redshirt)—201, Cody Hawkins vs. Colorado State in Denver, Sept. 1, 2007.
Sophomore—140, Gale Weidner vs. Washington in Boulder, Sept. 19, 1959.
Junior—257, Mike Moschetti vs. Colorado State in Denver, Sept. 5, 1998.

**Most Yards Gained Against One Opponent**
836—Sefo Liufau vs. Arizona State (169 in 2013, 278 in 2014, 389 in 2015)
819—Sefo Liufau vs. California (364 in 2013, 455 in 2014)
802—Joel Klatt vs. Colorado State (402 in 2003, 117 in 2004, 283 in 2005)

**Touchdown Passes**
Quarter—3, Gale Weidner vs. Kansas in Boulder, Oct. 7, 1961 (fourth); Darian Hagan vs. Oklahoma at Norman, Oct. 19, 1991 (first); John Hessler vs. Oklahoma State at Stillwater, Nov. 4, 1995 (fourth); Joel Klatt vs. Colorado State in Denver, Aug. 30, 2003 (second); Cody Hawkins vs. Toledo at Toledo, Sept. 11, 2009 (third); Sefo Liufau vs. California at Berkeley, Sept. 27, 2014 (first).
Half—4, John Hessler vs. Oklahoma State at Stillwater, Nov. 4, 1995 (second); Cody Hawkins vs. Iowa State in Boulder, Nov. 8, 2008 (second); Cody Hawkins vs. Toledo at Toledo, Sept. 11, 2009 (second).
Game—7, Sefo Liufau vs. California at Berkeley, Sept. 27, 2014.
Season—28, Sefo Liufau, 2014.
Career—60, Cody Hawkins, 2007-10.

**Touchdown Passes By Class/Season**
Freshman (True)—12, Sefo Liufau, 2013.
Freshman (Redshirt)—19, Cody Hawkins, 2007.
Sophomore—28, Sefo Liufau, 2014.
Junior—15, Mike Moschetti, 1998.
Senior—22, Koy Detmer, 1996.

**Touchdown Passes By Class/Game**
Freshman (True)—3, Koy Detmer vs. Iowa in Boulder, Sept. 28, 1992; Sefo Liufau vs. California in Boulder, Nov. 16, 2013.
Freshman (Redshirt)—2, on several occasions.
Sophomore—7, Sefo Liufau vs. California at Berkeley, Sept. 27, 2014.
Junior—4, Darian Hagan vs. Oklahoma State in Boulder, Nov. 10, 1990; Koy Detmer vs. NE Louisiana in Boulder, Sept. 16, 1995; Cody Hawkins vs. Toledo at Toledo, Sept. 11, 2009.
Senior—5, Koy Detmer vs. Iowa State in Boulder, Nov. 9, 1996.

**Most Consecutive Games Throwing A Touchdown Pass**
Overall—20, Sefo Liufau, Oct. 12, 2013 to Nov. 29, 2014.
Season—12, Sefo Liufau, Oct. 12, 2013 to Nov. 29, 2014.
At Start of Career—20, Sefo Liufau, Oct. 12, 2013 to Nov. 29, 2014.

**Most Consecutive Games Throwing Multiple Touchdown Passes**
12, Sefo Liufau, Nov. 16, 2013 to Nov. 1, 2014

**Most Touchdown Passes, Duo**
Season—13, Sefo Liufau to Nelson Spruce, 2014 (includes one from Spruce to Liufau).
Career—18, Sefo Liufau-to-Nelson Spruce, 2013-15 (includes one from Spruce to Liufau).

**Interceptions**
Quarter—3, Bobby Anderson vs. Missouri at Columbia, Oct. 12, 1968 (fourth quarter); Jeff Austin vs. Texas Tech at Lubbock, Sept. 11, 1976 (second quarter); Scott Kingdom vs. Drake in Boulder, Oct. 11, 1980 (fourth quarter); Cody Hawkins vs. Toledo at Toledo, Sept. 11, 2009 (fourth).
Half—4, Bobby Anderson vs. Missouri at Columbia, Oct. 12, 1968 (second half); Jeff Austin vs. Texas Tech at Lubbock, Sept. 11, 1976 (first half).
Game—5, Jeff Austin vs. Texas Tech at Lubbock, Sept. 11, 1976; Koy Detmer vs. Oklahoma in Boulder, Oct. 17, 1992.
Season—16, John Hessler, 1997.
Career—41, Cody Hawkins, 2007-10.

**Lowest Interception Percentage**
Season *(minimum 100 att.)*—.013 (3 of 237), Kordell Stewart, 1994.
Season *(minimum 150 att.)*—.013 (3 of 237), Kordell Stewart, 1994.
Season *(minimum 200 att.)*—.013 (3 of 237), Kordell Stewart, 1994.
Season *(minimum 250 att.)*—.017 (6 of 344), Sefo Liufau, 2015.
Season *(minimum 300 att.)*—.017 (6 of 344), Sefo Liufau, 2015.
Career *(minimum 100 att. per season)*—.024 (19 of 785), Kordell Stewart, 1991-94.
Career *(minimum 200 att. per season)*—.027 (30 of 1,093), Sefo Liufau, 2013-15.

**Most Consecutive Games Throwing An Interception**
9—Sefo Liufau, Sept. 6, 2013 to Nov. 8, 2014.

**Highest Average Gain Per Touchdown Pass**
Season *(minimum 10)*— 37.9 (11 for 417), Kordell Stewart, 1993.
Career *(minimum 20)*—30.0 (40 for 1,199), Koy Detmer, 1992-96.

**Longest Play From Scrimmage**
Scoring—94, Robert Hodge to Jeremy Bloom vs. Kansas State in Boulder, Oct. 5, 2002.
Non-scoring—89, Koy Detmer to Herchell Troutman vs. Colorado State in Boulder, Sept. 9, 1995

## TOTAL OFFENSE

**Most Snaps From Scrimmage**
Game—114, by four players vs. UCLA at Pasadena, Oct. 31, 2015 (OL Shane Callahan, C Alex Kelley, QB Sefo Liufau, OT Stephone Nembot).
Game, Freshman—86, Addison Gillam (ILB) vs. Oregon in Boulder, Oct. 5, 2013 and vs. California in Boulder, Nov 16, 2013.
Season, Offense—966, Stephane Nembot (OT), 2015.
Season, Defense—916, Medford Moorer (FS), 2002.
Season, Freshman—838, Addison Gillam (ILB), 2013.
Career, Offense—3,199, Stephane Nembot (OT), 2012-15.
Career, Defense—3,157, Greg Henderson (CB), 2011-14.

**Plays**
Quarter—27, Cody Hawkins vs. Toledo at Toledo, Sept. 11, 2009 (25 pass, 2 rush).
Half—50, Cody Hawkins vs. Toledo at Toledo, Sept. 11, 2009 (46 pass, 4 rush).
Game—77, Sefo Liufau vs. California at Berkeley, Sept. 27, 2014 (67 pass, 10 rush).

Season—567, Sefo Liufau, 2014 (498 pass, 69 rush).
Career—1,335, Cody Hawkins, 2007-10 (1,214 pass, 121 rush).

**Yards Gained**
*(For a complete list of single-game, season and career yardage bests, reference the Select Circles section of the record book.)*
Quarter—211, Joel Klatt vs. Texas A&M in Boulder, Oct. 8, 2005 (first quarter; 211 pass, 0 rush).
Half—347, Koy Detmer vs. NE Louisiana in Boulder, Sept. 16, 1995 (first half; 352 pass, –5 rush).
Game—527, Sefo Liufau vs. California at Berkeley, Sept. 27, 2014 (455 pass, 72 rush).
Season—3,336, Sefo Liufau, 2014 (3,200 pass, 136 rush).
Career—7,842, Sefo Liufau, 2013-15 (7,397 pass, 445 rush).

**Yards Gained By Class/Game**
Freshman (True/Redshirt)—429, Craig Ochs vs. Oklahoma State in Boulder, Oct. 28, 2000 (336 pass, 93 rush).
Sophomore—527, Sefo Liufau vs. Cal at Berkeley, Sept. 27, 2014 (455 pass, 72 rush).
Junior—430, Koy Detmer vs. NE Louisiana in Boulder, Sept. 16, 1995 (426 pass, 4 rush).
**Senior—500, Mike Moschetti vs. San Jose State in Boulder, Sept. 11, 1999 (465 pass, 35 rush)**; Tyler Hansen vs. California in Boulder, Sept. 10, 2011 (474 rush, 26 pass).

**Yards Gained By Class/Season**
Freshman (True)—1,884, Craig Ochs, 2000 (1,778 pass, 106 rush).
Freshman (Redshirt)—2,682, Cody Hawkins, 2007 (2,693 pass, -11 rush).
Sophomore—3,336, Sefo Liufau, 2014 (3,200 pass, 136 rush).
Junior—2,823, Kordell Stewart, 1993 (2,299 pass, 524 rush).
Senior—3,150, Koy Detmer, 1996 (3,156 pass, -6 rush).

**Most Yards Gained, Opening Game Of Season**
430—Kordell Stewart vs. Colorado State in Boulder, Sept. 5, 1992 (409 pass, 21 rush).

**Most Yards Gained, First Game Of Career**
Freshman (True/Redshirt)—246, Craig Ochs vs. Kansas State in Boulder, Sept. 30, 2000 (208 pass, 38 rush).
Sophomore—174, Charlie Davis vs. Louisiana State at Baton Rouge, Sept. 11, 1971.
Junior—270, Mike Moschetti vs. Colorado State in Denver, Sept. 5, 1998 (257 pass, 13 rush).

**Most Yards Gained Against One Opponent**
953—Kordell Stewart vs. Missouri (71 in 1991, 348 in 1992, 250 in 1993, 284 in 1994).

**Yards Gained, Season, Minimum 1,000 Rushing And Passing**
2,006—Darian Hagan, 1989 (1,004 rush, 1,002 pass). *This is the only occasion a CU player has had 1,000 yards rushing and passing in the same season.*

**Yards Gained, Two Seasons**
6,020—Sefo Liufau (3,336 in 2014, 2,684 in 2015).

**Highest Percentage of Team Yards Gained**
Game—91.4 (256 of 280), Derek Marshall vs. Oklahoma State in Boulder, Oct. 29, 1983.
Season—65.9 (2,666 of 4,047), John Hessler, 1997.

**Most 300-Yard Games**
Consecutive—2, Koy Detmer, Nov. 2, 1996 to Nov. 9, 1996; Connor Wood, Sept. 1 to Sept. 7, 2013; 2, Sefo Liufau, Oct. 10-17, 2015.
Season—5, Sefo Liufau, 2014.
Career—7, Sefo Liufau, 2013-15 (1 in 2013, 5 in 2014, 1 in 2015).

**Average Per Play**
Game *(minimum 25 att.)*—14.8, Koy Detmer vs. NE Louisiana in Boulder, Sept. 16, 1995 (29 plays, 430 yards).
Season *(minimum 1,000 yards)*—9.77, Koy Detmer, 1995 (109 plays, 1,065 yards).
Season *(minimum 2,000 yards)*—7.89, Koy Detmer, 1996 (399 plays, 3,150 yards).
Career *(minimum 2,000 yards)*—8.00, Koy Detmer, 1992-96 (670 plays, 5,359 yards).

**Average Per Game**
Season—281.8 (2,818 yards in 10 games), Mike Moschetti, 1999.
Career—235.5 (7,770 yards in 33 games), Kordell Stewart, 1991-94.

**Touchdowns Responsible For**
Game—7, Sefo Liufau vs. California at Berkeley, Sept. 27, 2014 (7 pass); 6, Chris Brown vs. Nebraska in Boulder, Nov. 23, 2001 (6 rush).
Season—28, Sefo Liufau, 2014 (28 pass, 0 rush).
Career—67, Cody Hawkins, 2007-10 (60 pass, 7 rush).

**Points Responsible For**
Game—42, Sefo Liufau vs. California at Berkeley, Sept. 27, 2014 (7 TD); 36, Chris Brown vs. Nebraska in Boulder, Nov. 23, 2001 (6 TD); 30, on five occasions (John Hessler 2, Koy Detmer, Paul McClung, Mike Moschetti).
Season—168, Sefo Liufau, 2014.
Career—408, Cody Hawkins, 2007-10 (67 TD, 3 2-Pt. PAT).

## RECEIVING

**Receptions**
Quarter—8 (for 101 yards), Phil Savoy vs. Kansas State at Manhattan, Nov. 16, 1997 (fourth quarter).
Half—10 (for 81 yards), Nelson Spruce vs. Washington in Boulder, Nov. 1, 2014 (second); 10 (for 71 yards), Nelson Spruce vs. California at Berkeley, Sept. 27, 2014 (second); 8, on three occasions (Phil Savoy, Paul Richardson, Nelson Spruce).
Game—19 (for 179 yards), Nelson Spruce vs. California at Berkeley, Sept. 27, 2014.
Two Consecutive Games—32, Nelson Spruce, Sept. 20-27, 2014.
Three Consecutive Games—39, Nelson Spruce, Sept. 13-27, 2014.
Four Consecutive Games—49, Nelson Spruce, Sept. 6-27, 2014.
Five Consecutive Games—56, Nelson Spruce, Aug. 30-Sept. 27, 2014.
Six Consecutive Games—66, Nelson Spruce, Sept. 20-Nov. 1, 2014.
Season—106 (for 1,198 yards), Nelson Spruce, 2014.
Career—294 (for 3,347 yards), Nelson Spruce, 2012-15.

**Most Receptions, First Game of Career**
8, Scotty McKnight, vs. Colorado State in Denver, Sept. 1, 2007 (106 yards); and Nelson Spruce vs. Colorado State in Denver, Sept.1, 2012 (64 yards); Shay Fields, vs. Colorado State in Denver, Aug. 29, 2014 (46 yards).

**Most Receptions, First Two Games of Career**
14, Shay Fields, Aug. 29-Sept. 6, 2014

**Most Receptions, First Three Games of Career**
21, Shay Fields, Aug. 29-Sept. 13, 2014

**Consecutive Games Catching Passes**
One Pass—48, Scotty McKnight (Sept. 1, 2007 to Nov. 26, 2010).
Two Passes—38, Nelson Spruce, Nov. 23, 2012 to Nov. 28, 2015.
Three Passes—21, Rae Carruth, Sept. 9, 1995 to Nov. 16, 1996.
Four Passes—15, Nelson Spruce, Nov. 2, 2013-Nov. 8, 2014.
Five Passes—14, Nelson Spruce, Nov. 29, 2014 to Nov. 28, 2015.
Six Passes—11, Nelson Spruce, Nov. 30, 2013-Nov. 8, 2014.
Seven Passes—5, Nelson Spruce, Aug. 29-Sept. 27, 2014.
Eight Passes—3, Charles E. Johnson, Oct. 8-24, 1992.

**Most Consecutive Receptions By Same Player**
5, Derek McCoy vs. Washington State in Boulder, Sept. 13, 2003.

**Most Games With 10 or More Receptions**
8, Nelson Spruce, 2012-15

**Receptions By Class/Season**
Freshman (True)—50 (for 486 yards), Shay Fields, 2014.
Freshman (Redshirt)—44 (for 446 yards), Nelson Spruce, 2012.
Sophomore—76 (for 1,060 yards), Michael Westbrook, 1992.
Junior—106 (for 1,198 yards), Nelson Spruce, 2014.
Senior—89 (for 1,053 yards), Nelson Spruce, 2015.

**Receptions By Class/Game**
Freshman (True)—11 (for 141 yards), Paul Richardson vs. Kansas at Lawrence, Nov. 6, 2010.
Freshman (Redshirt)—10 (for 98 yards), Nelson Spruce vs. Utah in Boulder, Nov. 23, 2012.
Sophomore—11 (for 186 yards), Michael Westbrook vs. Baylor at Waco, Sept. 12, 1992; (for 92 yards), Markques Simas vs. Oklahoma State at Stillwater, Nov. 19, 2009; (for 274 yards), Paul Richardson vs. California in Boulder, Sept. 10, 2011.
Junior—19 (for 179 yards), Nelson Spruce vs. California at Berkeley, Sept. 27, 2014.

Senior—11 (for 131 yards), Derek McCoy vs. Washington State in Boulder, Sept. 13, 2003; 11 (for 90 yards), Nelson Spruce vs. UCLA at Pasadena, Oct. 31, 2015.

**Average Receptions Per Game**
Season—8.33 (106 in 12 games), Nelson Spruce, 2014.
Career—6.00 (294 in 49 games), Nelson Spruce, 2012-15.

**Receptions By Two Players**
Game—25, Nelson Spruce (19) and D.D. Goodson/Tyler McCulloch (6), vs. California, Sept. 27, 2014.
Season—156, Nelson Spruce (106) and Shay Fields (50), 2014.

**Receptions By An Offensive Lineman**
Last—Mark Koncar vs. Michigan at Ann Arbor, Mich., Sept. 21, 1974 (1 for minus-3 yards).
Game—2, (for 26 yards), DeOscia Henderson vs. Missouri in Boulder, Nov. 9, 1963.
Season—2 (for 22 yards), Dan Grimm, 1962; (for 26 yards), DeOscia Henderson, 1963.
Career—2, Dan Grimm, 1960-62; 2, DeOscia Henderson, 1962-63.

**Receptions By A Quarterback**
Last four: Jordan Webb vs. Southern California at Los Angeles, Oct. 20, 2012 (1-15); Tyler Hansen vs. Arizona in Boulder, Nov.12, 2011 (1-14, TD); Cody Hawkins vs. Texas Tech at Lubbock, Oct. 27, 2007 (1-9); Craig Ochs vs. Oklahoma State in Boulder, Oct. 28, 2000 (1-29, TD).
Game—5 (for 79 yards), Boyd Dowler vs. Kansas State at Manhattan, Oct. 19, 1957.
Season—26 (for 380 yards), Boyd Dowler, 1957.
Career—41 (for 628 yards), Boyd Dowler, 1956-58.

**Receptions By A Running Back**
Game—9 (for 96 yards), Lawrence Vickers vs. Oklahoma State in Boulder, Oct. 9, 2004.
Season—45 (for 571 yards), Rodney Stewart, 2011.
Career—93 (for 969 yards), Rodney Stewart, 2008-11.

**Receptions By A Tight End**
Game—10 (for 142 yards), Ed Reinhardt vs. Michigan State in Boulder, Sept. 8, 1984.
Season—51 (for 680 yards), Jon Embree, 1984; (for 753 yards), Daniel Graham, 2001.
Season, Freshman—24 (for 261 yards), Riar Geer, 2006.
Career—106 (for 1,543 yards), Daniel Graham, 1998-2001.

**Yards Gained**
*(For a complete list of single-game, season and career yardage bests, reference the Select Circles section of the record book.)*
Quarter—116 (5 receptions), Michael Westbrook vs. Michigan at Ann Arbor, Sept. 24, 1994 (fourth quarter).
Half—192 (4 receptions), Walter Stanley vs. Texas Tech in Boulder, Sept. 12, 1981 (first half).
Game—284 (11 receptions), Paul Richardson vs. California in Boulder, Sept. 10, 2011.
Season—1,343 (83 receptions), Paul Richardson, 2013.
Career—3,347 (294 receptions), Nelson Spruce, 2012-15.

**Yards By Class/Season**
Freshman (True/Redshirt)—514 (34 receptions), Paul Richardson, 2010.
Sophomore—1,060 (76 receptions), Michael Westbrook, 1992.

**Boyd Dowler**

Junior—1,343 (83 receptions), Paul Richardson, 2013.
Senior—1,116 (54 receptions), Rae Carruth, 1996.

**Yards By Class/Game**
Freshman (True/Redshirt)— 141 (11 receptions), Paul Richardson vs. Kansas at Lawrence, Nov. 6, 2010.
Sophomore—284 (11 receptions), Paul Richardson vs. California in Boulder, Sept. 10, 2011.

**Michael Westbrook**

Junior—209 (11 receptions), Paul Richardson vs. Central Arkansas in Boulder, Sept. 7, 2013.
Senior—222 (7 receptions), Rae Carruth vs. Missouri at Columbia, Nov. 2, 1996.

**Yards By An Offensive Lineman**
Game—26 (2 receptions), DeOscia Henderson vs. Missouri in Boulder, Nov. 9, 1963.
Season—26 (2 receptions), DeOscia Henderson, 1963.
Career—26 (2 receptions), DeOscia Henderson, 1963.

**Yards By A Quarterback**
Game—85 (4 receptions), Boyd Dowler vs. Iowa State in Boulder, Nov. 23, 1957.
Season—380 (26 receptions), Boyd Dowler, 1957.
Career—628 (41 receptions), Boyd Dowler, 1956-58.

**Yards By A Running Back**
Game—112 (2 receptions), Leon Mavity vs. Utah in Boulder, Nov. 11, 1961.
Season—571 (45 receptions), Rodney Stewart, 2011.
Career—969 (93 receptions), Rodney Stewart, 2008-11.

**Yards By A Tight End**
Game—145 (8 receptions), Jon Embree vs. UCLA in Boulder, Sept. 29, 1984.
Season—753 (51 receptions), Daniel Graham, 2001.
Career—1,543 (106 receptions), Daniel Graham, 1998-2001.

**Most Yards Gained, Opening Game Of Season**
222—Walter Stanley vs. Texas Tech in Boulder, Sept. 12, 1981.

**Most Yards Gained, First Game Of Career**
Freshman (True)— 46, Shay Fields vs. Colorado State in Denver, Aug. 29, 2014 (7 receptions).
Freshman (Redshirt)—106, Scotty McKnight vs. Colorado State in Denver, Sept. 1, 2007 (8 receptions).
Sophomore—74, Monte Huber vs. Baylor in Boulder, Sept. 16, 1967 (6 receptions).
Junior—87, Frank Clarke vs. Arizona in Boulder, Sept. 24, 1955 (2 receptions).

**Most Yards Gained Against One Opponent**
424—Paul Richardson vs. California (0 in 2010, 284 in 2011, 140 in 2013).
319—Nelson Spruce vs. California (140 in 2013, 179 in 2014).
318—Charles Johnson vs. Oklahoma (182 in 1992, 136 in 1993).

**Yards Gained Per Game**
Season—111.9 (1,343 yards in 12 games), Paul Richardson, 2013.
Career—73.1 (2,412 yards in 33 games), Charles E. Johnson, 1990-93.

**Average Gain Per Reception**
Game *(minimum 5)*—44.4 (5 for 222), Walter Stanley vs. Texas Tech in Boulder, Sept. 12, 1981.
Game *(minimum 10)*—25.8 (11 for 284), Paul Richardson vs. California in Boulder, Sept. 10, 2011
Season *(minimum 10)*—31.3 (13 for 407), Frank Clarke, 1955.
Season *(minimum 15)*—31.1 (15 for 466), Jeff Campbell, 1988.
Season *(minimum 20)*—26.2 (28 for 733), Mike Pritchard, 1990.
Season *(minimum 25)*—26.2 (28 for 733), Mike Pritchard, 1990.
Season *(minimum 30)*—20.7 (54 for 1,116), Rae Carruth, 1996.
Season *(minimum 40)*—20.7 (54 for 1,116), Rae Carruth, 1996.
Season *(minimum 50)*—20.7 (54 for 1,116), Rae Carruth, 1996.
Career *(minimum 25)*—28.6 (28 for 802), Jeff Campbell, 1986-89.
Career *(minimum 50)*—21.4 (57 for 1,217), Ron Brown, 1981-85.
Career *(minimum 100)*—19.3 (127 for 2,447), Charles E. Johnson, 1990-93.
Career *(minimum 150)*—15.5 (156 for 2,412), Paul Richardson, 2010-13.

**Most 50-Yard Receptions**
Game—2, on six occasions. Last: Paul Richardson vs. Colorado State in Denver, Sept. 1, 2013.
Season—7, Paul Richardson, 2013.
Career—13, Paul Richardson 2010-13.

**Most 100-Yard Receiving Games**
Consecutive—3, on three occasions (Charles E. Johnson in 1992 and 1993; Michael Westbrook in 1992).
Season—6, Charles E. Johnson, 1992 and 1993; Paul Richardson, 2013.
Career—12, Charles E. Johnson, 1990-93.

**Most 200-Yard Receiving Games**
Season—2, Paul Richardson, 2013.
Career—3, Paul Richardson 2010-13.

**Most 1,000-Yard Receiving Seasons**
Career—2, Charles E. Johnson, 1992-93; Rae Carruth, 1995-96.

**Most Players With 1,000-Yard Receiving Seasons**
Season—2, Charles E. Johnson (1,149) and Michael Westbrook (1,060), 1992.

**Touchdowns**
Quarter—2, on several occasions. Last: Bryce Bobo vs. UCLA, Oct. 25, 2014 (fourth).
Half—2, on several occasions. Last: Paul Richardson vs. California in Boulder, Sept. 3, 2011 (second); Nelson Spruce vs. California at Berkeley, Sept. 27, 2014 (second).
Game—3, Richard Johnson vs. Kansas in Boulder, Nov. 13, 1982; Rae Carruth vs. Iowa State in Boulder, Nov. 3, 1996; Nelson Spruce vs. California at Berkeley, Sept. 27, 2014.
Season—12, Nelson Spruce, 2014.
Career—23, Nelson Spruce, 2012-15.

**Most Games With Two (or more) Touchdown Receptions**
6—Paul Richardson, 2010-13.

**Consecutive Games Catching A Touchdown Pass**
7—Nelson Spruce, Nov. 23, 2013 to Sept. 27, 2014
5—Rae Carruth, Oct. 12, 1996 to Nov. 9, 1996.

**Consecutive Games, Two Touchdown Receptions**
3—Nelson Spruce, Aug. 29-Sept. 13, 2014

**Seasons In Which First Reception Was A Touchdown**
4—James Kidd (vs. Baylor, 1993; vs. NE Louisiana, 1994; vs. Wisconsin, 1995; vs. Washington State, 1996)

**Touchdowns By Class/Game**
Freshman (True)—2, Paul Richardson vs. Texas Tech, Oct. 23, 2010 and at Kansas, Nov. 6, 2010.
Freshman (Redshirt)— 2, Michael Westbrook vs. Missouri in Boulder, Oct. 12, 199; Brody Heffner vs. Iowa State in Boulder, Nov. 9, 1996; Bryce Bobo vs. UCLA in Boulder, Oct. 25, 2014.
Sophomore—2, on 10 occasions. Last: Shay Fields vs. Arizona in Boulder, Oct. 17, 2015.
Junior—3, Nelson Spruce vs. California at Berkeley, Sept. 27, 2014.
Senior—3, Richard Johnson vs. Kansas in Boulder, Nov. 13, 1982; Rae Carruth vs. Iowa State in Boulder, Nov. 3, 1996.

**Touchdowns By Class/Season**
Freshman (True/Redshirt)—6, Paul Richardson, 2010.
Sophomore—8, Michael Westbrook, 1992.
Junior—12, Nelson Spruce, 2014.
Senior—11, Derek McCoy, 2003.

**Touchdown Receptions By A Quarterback**
Game—1, David Williams vs. Iowa State at Ames, Oct. 13, 1973 (73 yards from Billy Waddy); David Williams vs. Nebraska at Lincoln, Nov. 3, 1973 (73 yards from Billy Waddy); Craig Ochs vs. Oklahoma State in Boulder, Oct. 28, 2000 (29 yards from Javon Green); Tyler Hansen vs. Arizona in Boulder, Nov. 12, 2011 (14 yards from Rodney Stewart).

**Touchdown Receptions By A Tight End**
Game—2, on six occasions. Last: Joe Klopfenstein vs. Kansas in Boulder, Oct. 22, 2005.
Consecutive Games Scoring A Touchdown –4, Gary Knafelc, 1953.
Season—8, Gary Knafelc, 1953.
Career—12, Joe Klopfenstein, 2002-05.

**Highest Average Gain Per Touchdown**
Season *(minimum 5)*— 57.0 (5 for 285), Charles E. Johnson, 1992.
Career *(minimum 10)*—46.5 (15 for 697), Charles E. Johnson, 1990-93. ***(NCAA Record)***
Career *(minimum 20)*—40.0 (21 for 841), Paul Richardson, 2010-13.

**Longest Gain, First Career Reception**
94, Jeremy Bloom from Robert Hodge, vs. Kansas State in Boulder, Oct. 5, 2002 (TD).
77, Ronnie Johnson from Woody Shelton vs. Northwestern at Evanston, Sept. 29, 1951.
73, David Williams from Billy Waddy vs. Iowa State at Ames, Oct. 13, 1973 (TD).
73, Dwayne Cherrington from John Hessler vs. Oklahoma State at Stillwater, Oct. 11, 1997 (TD).
71, Scott Fernandez from Connor Wood vs. Arizona at Tucson, Nov. 10, 2012 (TD).

**Longest Gain By Class**
Freshman (True/Redshirt)—94, Jeremy Bloom (from Robert Hodge), vs. Kansas State in Boulder, Oct. 5, 2002 (TD).
Sophomore—89, Herchell Troutman (from Koy Detmer), vs. Colorado State in Boulder, Sept. 9, 1995.
Junior—92, Charles Johnson (from Koy Detmer), vs. Oklahoma in Boulder, Oct. 17, 1992 (TD).
Senior—82, Derek McCoy (from Joel Klatt), vs. Colorado State in Denver, Aug. 30, 2003 (TD).

## PUNT RETURNS

**Most Returns**
Game—10 (for 167 yards), Deon Figures vs. Kansas State in Boulder, Oct. 24, 1992.
Season—47 (for 587 yards), Byron White, 1937.
Career—84 (for 632 yards), Mike E. Davis, 1976-79; (for 904 yards), Jeff Campbell, 1986-89.

**Yards**
Game—167 (10 returns), Deon Figures vs. Kansas State in Boulder, Oct. 24, 1992.
Season—587 (47 returns), Byron White, 1937.
Career—975 (65 returns), Charlie Greer, 1965-67.

**Average**
Game *(minimum 3)*—53.0 (3 for 159), Byron White vs. Utah in Boulder, Nov. 7, 1936.
Game *(minimum 5)*—29.2 (5 for 146), Cliff Branch vs. Air Force in Boulder, Nov. 20, 1971.
Season—18.0 (29 for 522), Roman Hollowell, 2001.
Career—15.0 (65 for 975), Charlie Greer, 1965-67.

**Touchdowns**
Game—2, Byron White vs. Utah in Boulder, Nov. 7, 1936.
Consecutive Games Scoring A Touchdown—2, Cliff Branch, Sept. 25 and

Oct. 2, 1971.
Season—4, Cliff Branch, 1971.
Career—6, Cliff Branch, 1970-71.

**Longest Return**
98—Bob West vs. Colorado College at Colorado Springs, Nov. 18, 1944.

## KICKOFF RETURNS

**Most Returns**
Game—9 (for 161 yards), Donta Abron vs. Oregon at Eugene, Oct. 27, 2012.
Season—50 (for 1,276 yards), Josh Smith, 2008.
Career—64 (for 1,798 yards), Ben Kelly, 1997-99.

**Yards**
Game—204 (8 returns), Darrell Scott vs. Toledo at Toledo, Sept. 11, 2009.
Season—1,276 (50 returns), Josh Smith, 2008.
Career—1,798 (64 returns), Ben Kelly, 1997-99.

**Average**
Game *(minimum 3)*—53.3 (3 for 160), Walter Stanley vs. Oklahoma in Boulder, Oct. 4, 1980; Josh Smith vs. Colorado State in Denver, Aug. 31, 2008.
Game *(minimum 5)*—37.2 (5 for 186), Ben Kelly vs. Oklahoma State at Stillwater, Oct. 11, 1997.
Season—31.1 (25 for 777), Ben Kelly, 1997.
Career—28.1 (64 for 1,798), Ben Kelly, 1997-99.

**Touchdowns**
Game—1, on 33 occasions. Last: Nelson Spruce vs. California in Boulder, Nov. 16, 2013 (on-side); Last off regular kick: Marques Mosley vs. Utah in Boulder, Nov. 23, 2012.
Consecutive Games Scoring A Touchdown—2, Ben Kelly, Sept. 25 and Oct. 9, 1999.
Season—2, Cliff Branch, 1971, and Ben Kelly, 1999.
Career—3, Ben Kelly, 1997-99.

**On-Side Kick Return Touchdowns**
Game—1, Nelson Spruce vs. California in Boulder, Nov. 16, 2013 (46 yards).

**Longest Return**
102—Byron White vs. Denver at Denver, Nov. 26, 1936 (old record);
100—Cliff Branch vs. Kansas in Boulder, Nov. 7, 1970; Billy Waddy vs. Kansas State in Boulder, Nov. 22, 1975; Howard Ballage vs. Nebraska in Boulder, Oct. 21, 1978; Walter Stanley vs. Oklahoma in Boulder, Oct. 4, 1980; Ben Kelly vs. Missouri in Boulder, Oct. 9, 1999; Marques Mosley vs. Utah in Boulder, Nov. 23, 2012.

## KICK RETURNS (Punt & Kickoff)

**Kick Return Yards (Punt/Kickoff)**
Game—250, Jeremy Bloom vs. Baylor at Waco, Oct. 4, 2003 (143 kickoff, 107 punt).
Season—1,568, Josh Smith, 2008 (1,276 kickoff, 292 punt).
Career—2,193, Ben Kelly, 1997-99 (1,798 kickoff, 395 punt).

**Touchdowns Scored On Kick Returns (Punt/Kickoff)**
Game—3, Byron White vs. Utah in Boulder, Nov. 7, 1936 (2 punt, 1 kickoff).
Season—4, Byron White, 1936; Cliff Branch, 1970 and 1971.
Career—8, Cliff Branch, 1970-71 (6 punt, 2 kickoff).

## ALL-PURPOSE RUNNING

**Plays**
Quarter—15 (for 130 yards), Rashaan Salaam vs. Texas at Austin, Oct. 1, 1994 (fourth quarter; 13 rushes, two receptions).
Half—23 (for 119 yards), James Mayberry vs. Kansas State in Boulder, Nov. 19, 1977 (first half; 23 rushes).
Game—41 (for 187 yards), James Mayberry vs. Kansas State in Boulder, Nov. 19, 1977.
Season—322 (for 2,349 yards), Rashaan Salaam, 1994.
Career—919 (for 4,828 yards), Rodney Stewart, 2008-11.

**Yards Gained (All)**
Quarter—131, Eric Bieniemy vs. Oregon State in Boulder, Sept. 24, 1988 (9 plays: 131 rush, 0 receiving).

**Ben Kelly**

Half—287, Walter Stanley vs. Texas Tech in Boulder, Sept. 12, 1981 (10 plays: 192 receiving, 87 punt return, 8 rushing).
Game—362, Rashaan Salaam vs. Texas at Austin, Oct. 1, 1994 (40 plays: 317 rush, 45 receiving).
Season—2,349, Rashaan Salaam, 1994 (322 plays: 2,055 rush, 294 receiving).
Career—4,828, Rodney Stewart, 2008-11 (919 plays: 3,598 rush, 969 receiving, 261 return).

**Yards Gained From Scrimmage (Rushing and Receiving Only)**
Half—213, Charles Davis vs. Oklahoma State in Boulder, Nov. 13, 1971 (206 rush, 7 receiving).
Game— 362, Rashaan Salaam vs. Texas at Austin, Oct. 1, 1994 (317 rush, 45 receiving).
Game *(minimum 100 of each)*—277, Cortlen Johnson vs. Iowa State at Ames, Nov. 10, 2001 (177 rush, 105 receiving).
*(NOTE: This is the only time Colorado has had a player gain both 100 yards rushing and receiving in the same game.)*
Season—2,349, Rashaan Salaam, 1994 (2,055 rush, 294 receiving).
Season *(minimum 400 of each)*—1,178, Mike Pritchard, 1990 (445 rush, 733 receiving).
*(NOTE: This is the only time Colorado has had a player gain both 400 yards rushing and receiving in the same season.)*
Career—4,567, Rodney Stewart, 2008-11 (3,598 rush, 969 receiving).
*(NOTE: Colorado has not had a player gain both 1,000 yards rushing and receiving in a career.)*

**Yards Gained By Class/Season**
Freshman (True)—947, Lamont Warren, 1991 (168 plays: 830 rush, 117 receiving).
Freshman (Redshirt)—1,358, Phillip Lindsay, 2014 (849 return, 391 rush, 118 receiving)
Sophomore—1,987, Josh Smith, 2008 (119 plays: 1,568 return, 387 receiving, 32 rush).
Junior—2,349, Rashaan Salaam, 1994 (322 plays: 2,055 rush, 294 receiving).
Senior—1,818, Eric Bieniemy, 1990 (303 plays: 1,628 rush, 159 receiving, 31 return).

**Most 50-Yards Plays From Scrimmage**
Season—7, Paul Richardson, 2013 (7 receiving).
Career—13, Paul Richardson, 2013 (13 receiving).

**Yards Gained By Class/Game**
Freshman (True)—202, Billy Waddy vs. Wisconsin at Madison, Sept. 22, 1973 (24 plays: 202 rush).
Freshman (Redshirt)—207, Phillip Lindsay vs. Oregon at Eugene, Nov. 22, 2014 (22 plays: 142 return, 49 rush, 26 receiving).
Sophomore—353, Charlie Davis vs. Oklahoma State in Boulder, Nov. 13, 1971 (36 plays: 342 rush, 11 receiving).
Junior—362, Rashaan Salaam vs. Texas at Austin, Oct. 1, 1994 (40 plays: 317 rush, 45 receiving).
Senior—287, Carroll Hardy vs. Kansas State in Boulder, Nov. 20, 1954 (13 plays: 238 rush, 49 return).

**Highest Average Per Play**
Game *(minimum 5 plays)*—32.0 (6 for 192), Howard Ballage vs. Nebraska in Boulder, 1978.
Game *(minimum 10 plays)*—25.9 (13 for 337), Walter Stanley vs. Texas Tech in Boulder, Sept. 12, 1981.

Game *(minimum 20 plays)*—12.4 (25 for 309), Chris Brown vs. Kansas at Lawrence, Oct.12, 2002.
Game *(minimum 30 plays)*—9.8 (36 for 353), Charlie Davis vs. Oklahoma State in Boulder, Nov. 13, 1971.
Season *(minimum 500 yards)*—20.7 (59 for 1,219), Rae Carruth, 1996.
Season *(minimum 1,000 yards)*—20.7 (59 for 1,219), Rae Carruth, 1996.
Season *(minimum 1,500 yards)*—20.5 (74 for 1,515), Mike Pritchard, 1990.
Season *(minimum 2,000 yards)*—7.3 (322 for 2,349), Rashaan Salaam, 1994.
Career *(minimum 1,500 yards)*—18.9 (133 for 2,513), Mike Pritchard, 1987-90.
Career *(minimum 2,000 yards)*—18.9 (133 for 2,513), Mike Pritchard, 1987-90.
Career *(minimum 2,500 yards)*—18.9 (133 for 2,513), Mike Pritchard, 1987-90.
Career *(minimum 3,000 yards)*—18.5 (170 for 3,151), Rae Carruth, 1992-96.

## INTERCEPTIONS

**Passes Intercepted**
Quarter—2, on 11 occasions. Last: Terrence Wheatley vs. Texas Tech in Lubbock, Oct. 27, 2007 (fourth quarter).
Half—3, Roy Shepherd vs. Colorado A & M in Boulder, Nov. 29, 1952 (second half); Dick Anderson vs. Oregon at Eugene, Sept. 23, 1967 (second half); Rich Bland vs. Air Force in Boulder, Oct. 13, 1973 (second half).
Game—3, eight times: Malcolm Miller vs. Kansas in Boulder, Sept. 24, 1949; Roy Shepherd vs. Colorado A & M in Boulder, Nov. 29, 1952; Frank Bernardi & Carroll Hardy vs. Utah in Boulder, Nov. 7, 1953; Dick Anderson vs. Oregon at Eugene, Sept. 23, 1967; Rich Bland vs. Air Force in Boulder, Oct. 13, 1973; Victor Scott vs. Oklahoma State at Stillwater, Oct. 16, 1982; Terrence Wheatley vs. Texas Tech in Lubbock, Oct. 27, 2007.
Season—7, Dick Anderson, 1967; Cullen Bryant, 1972.
Career—16, John Stearns, 1970-72.

**Most Consecutive Games With An Interception**
3—Cullen Bryant, Sept. 16-30, 1972; Clyde Riggins, Nov. 7-21, 1981.

**Passes Intercepted By Class/Season**
Freshman (True)—2 Deon Figures, 1988; Damen Wheeler, 1996; Dominique Brooks, 2003.
Freshman (Redshirt)—4, Chris Hudson, 1991.
Sophomore—5, John Stearns, 1971; Lorenzo Sims, 2004.
Junior—5, Frank Bernardi, 1953; Hale Irwin, 1965; Dick Anderson, 1966; John Stearns, 1971; Ben Kelly, 1999; Terrence Wheatley, 2006.
Senior—7, Dick Anderson, 1967; Cullen Bryant, 1972.

**Passes Intercepted By Class/Game**
Freshman (True/Redshirt)—2, Deon Figures vs. Iowa State in Boulder, Oct. 29, 1988; Damen Wheeler vs. Kansas State in Boulder, Nov. 16, 1996; Dominique Brooks vs. Missouri in Boulder, Nov. 8, 2003.
Sophomore—2, on 19 occasions. Last: Ryan Walters vs. Texas Tech in Boulder, Oct. 14, 2006.
Junior—3, Frank Bernardi & Carroll Hardy vs. Utah in Boulder, Nov. 7, 1953; Victor Scott vs. Oklahoma State at Stillwater, Oct. 16, 1982.
Senior—3, Malcolm Miller vs. Kansas in Boulder, Sept. 24, 1949; Roy Shepherd vs. Colorado A & M in Boulder, Nov. 29, 1952; Dick Anderson vs. Oregon at Eugene, Sept. 23, 1967; Rich Bland vs. Air Force in Boulder, Oct. 13, 1973; Terrence Wheatley vs. Texas Tech at Lubbock, Oct. 27, 2007.

**Return Yards**
Game—118 (2 returns), Dick Kearns vs. Denver at Denver, Nov. 24, 1938.
Season—158 (5 returns), John Stearns, 1971.
Career—339 (16 returns), John Stearns, 1970-72.

**Return Average**
Game *(minimum 2)*—59.0 (2 for 118 yards), Dick Kearns vs. Denver at Denver, Nov. 24, 1938.
Season *(minimum 5)*—31.6 (5 for 158 yards), John Stearns, 1971.
Career *(minimum 10)*—21.2 (16 for 339 yards), John Stearns, 1970-72.

**Touchdowns**
Game—2, Victor Scott vs. Oklahoma State at Stillwater, Oct. 16, 1982.
Season—2, Victor Scott, 1982; Donald Strickland, 2001.
Career—3, Victor Scott, 1980-83.

**Longest Return**
100—Dick Kearns vs. Denver in Denver, Nov. 24, 1938 *(102 including end zone)*; Johnny Zeigler vs. Colorado Mines in Boulder, Sept. 26, 1942; Steve Rosga vs. Oklahoma State in Boulder, Oct. 12, 1995 *(105 including end zone)*.

## PUNTING

**Punts**
Game—14, Byron White vs. Missouri in Boulder, Oct. 2, 1937.
Season—76, Art Woods, 1981; and Darragh O'Neill, 2012.
Career—281, Darragh O'Neil, 2011-14.

**Yards**
Game—581 (14 punts), Byron White vs. Missouri in Boulder, Oct. 2, 1937.
Season—3,307 (76 punts), Darragh O'Neill, 2012.
Career—12,001 (281 punts), Darragh O'Neill, 2011-14.

**Average Per Punt (Gross)**
Game *(minimum 5)*—59.8 (5 for 299), Keith English vs. Oregon State in Boulder, Sept. 24, 1988.
Season *(minimum 30)*—48.21 (61 for 2,941), Mark Mariscal, 2002.
Career *(minimum 75)*—46.8 (99 for 4,632), Mark Mariscal, 1999-2002.
Career *(minimum 100)*—44.9 (153 for 6,873), Barry Helton, 1984-87.

**Average Per Punt (Net)**
Game *(minimum 5)*—56.0 (5 for 280), Keith English vs. Oregon State in Boulder, Sept. 24, 1988.
Season *(minimum 30)*—43.8 (36 for 1,575), Tom Rouen, 1989.
Season *(minimum 50)*—43.0 (61 for 2,624), Mark Mariscal, 2002.
Career *(minimum 75)*— 41.9 (153 for 6,412), Barry Helton, 1984-87.

**Freshmen Season Average Bests**
Gross—43.7 (47 for 2,056), Matt DiLallo, 2006.
Net—38.8 (74 for 2,869), Darragh O'Neill, 2011.

**Most Punts Inside-the-10**
Game—4, Darragh O'Neill vs. Oregon in Boulder, Oct. 22, 2011.
Season—10, Darragh O'Neill, 2013 and Alex Kinney, 2015.
Season, Freshman—10, Alex Kinney, 2015.
Career—34, Darragh O'Neill, 2011-14.

**Most Punts Inside-the-20**
Game—6, Darragh O'Neill vs. Oregon in Boulder, Oct. 22, 2011.
Season—27, Darragh O'Neill, 2014.
Season, Freshman—23, Alex Kinney, 2015.
Career—95, Darragh O'Neill, 2011-14.

**Most Punts Without One Blocked**
Season—76, Darragh O'Neill, 2012.
Consecutive, Career—153, Barry Helton, 1984-87.

**Most Punts 50 Yards Or Longer**
Game—7, Mark Mariscal, vs. Southern California in Boulder, Sept. 14, 2002.
Season—29, Mark Mariscal, 2002.
Career—64, John Torp, 2002-05.

**Longest Punt**
83—Byron White vs. Missouri in Boulder, Oct. 2, 1937.

**Longest First Punt Of Career**
80—Howard Cook vs. Kansas State in Boulder, Sept. 29, 1956 (net 80)
70—Mike Moschetti vs. Kansas State at Manhattan, Nov. 6, 1999 (net 70)
63—John Torp vs. Southern California in Boulder, Sept. 14, 2002 (net 63)

**Longest Punt By A Freshman**
73—Matt DiLallo vs. Colorado State in Denver, Sept. 9, 2006.

**Longest Punt By A Non-Punter**
70—Mike Moschetti (QB) vs. Kansas State at Manhattan, Nov. 6, 1999.

**Longest Punt With Non-Kicking Foot**
51—Barry Helton vs. Oklahoma State in Boulder, Nov. 2, 1985 (left-footed).

## SCORING

**Games Scored In**
Consecutive—50, Mason Crosby, Aug. 30, 2003-Nov. 24, 2006.
Season—13, Pat Brougham, 2002.
Career—50, Mason Crosby, 2003-06.

**Points Scored**
Quarter—24, James Mayberry vs. Northwestern in Boulder, Sept. 30,

1978 (third quarter); Eric Bieniemy vs. Nebraska at Lincoln, Nov. 3, 1990 (fourth quarter).
Half—27, Byron White vs. Colorado Mines in Boulder, Oct. 30, 1937 (first half; four touchdowns, three PAT kicks).
Game—36, Chris Brown vs. Nebraska in Boulder, Nov. 23, 2001 (six touchdowns).
Season—144, Rashaan Salaam, 1994 (24 TDs).
Career—307, Mason Crosby, 2003-06 (0 TD, 66 FG, 109 PAT).

**Points Scored By Class/Season**
Freshman—62, Will Oliver, 2011.
Sophomore—102, Darian Hagan, 1989.
Junior—144, Rashaan Salaam, 1994.
Senior—122, Byron White, 1937.

**Points Scored Against One Opponent**
46—Mason Crosby (PK) vs. Iowa State, 2003-06 (12 FG, 10 PAT)
42—Byron White (B) vs. Utah, 1935-37 (6 TD, 3 PAT, 1 FG)
42—John Bayuk (RB) vs. Arizona, 1954-56 (7 TD)
42—J.J. Flannigan (TB) vs. Kansas State, 1987-89 (7 TD)
36—Eric Bieniemy (TB) vs. Kansas, 1987-90 (6 TD)
36—Chris Brown (TB) vs. Nebraska, 2001-02 (6 TD)
35—Byron White (B) vs. Colorado Mines, 1935-37 (5 TD, 5 PAT)
33—Will Oliver (PK) vs. California, 2011-14 (15 PAT, 6 FG)

**Touchdowns Scored**
Quarter—4, James Mayberry vs. Northwestern in Boulder, Sept. 30, 1978 (third quarter); Eric Bieniemy vs. Nebraska at Lincoln, Nov. 3, 1990 (fourth quarter).
Half—4, Byron White vs. Colorado Mines in Boulder, Oct. 30, 1937 (first half); James Mayberry vs. Northwestern in Boulder, Sept. 30, 1978 (second half); Eric Bieniemy vs. Nebraska at Lincoln, Nov. 3, 1990 (second half); Rashaan Salaam vs. Oklahoma in Boulder, Oct. 15, 1994 (first half).
Game—6, Chris Brown vs. Nebraska in Boulder, Nov. 23, 2001.
Season—24, Rashaan Salaam, 1994.
Career—42, Eric Bieniemy, 1987-90.

**Touchdowns Scored By Class/Season**
Freshman—8, Herchell Troutman, 1994.
Sophomore—17, Darian Hagan, 1989.
Junior—24, Rashaan Salaam, 1994.
Senior—19, Bobby Anderson, 1969.

**Passing For A Touchdown and Scoring Touchdowns By Rushing and Receiving**
Game—Craig Ochs vs. Oklahoma State in Boulder, Oct. 28, 2000 *(22 run in first quarter; 29 pass from Javon Green in first quarter; 8 pass to Roman Hollowell in fourth quarter).*

**Passing For A Touchdown and Scoring A Touchdown By Receiving**
Game—Twice: Javon Green vs. Oklahoma State in Boulder, Oct. 28, 2000; and Craig Ochs vs. Oklahoma State in Boulder, Oct. 28, 2000 (same game).
Season—11 times: Frank Bernardi, 1954 (1 passing, 3 receiving); Boyd Dowler, 1956 (3,1); Boyd Dowler, 1957 (2,2); Boyd Dowler, 1958 (1,3), Cliff Branch, 1971 (1,3); David Williams, 1973 (3,2); O.C.Oliver, 1986 (1,2); Lamont Warren, 1993 (2,1); Craig Ochs, 2000 (7,1); Javon Green, 2000 (1,4); Paul Richardson, 2013 (1,10).

**Rushing and Receiving Touchdowns, Same Game**
Several times; Last 5—Cortlen Johnson vs. Texas A&M at College Station, Oct. 7, 2000 (1 rush, 1 receiving); Craig Ochs vs. Oklahoma State in Boulder, Oct. 28, 2000 (2 rush, 1 receiving); Cortlen Johnson vs. Iowa State at Ames, Nov. 10, 2001 (1 rush, 1 receiving); Demetrius Sumler vs. Baylor at Waco, Oct. 6, 2007; Hugh Charles vs. Texas Tech at Lubbock, Oct. 27, 2007; George Frazier at California, Sept. 27, 2014 (1 rush, 1 receiving)

**Shortest Elapsed Time Between Two Touchdowns By The Same Player**
0:03 — James Mayberry vs. Northwestern in Boulder, Sept. 30, 1978 (3rd quarter).
*(Back in the day when the clock did not start until the player stepped out of the end zone, Northwestern fumbled the ball in the end zone, picked it up, fumbled it forward into CU's hands at the 1... one second ticked off, Mayberry scored on next play.)*

**Shortest Elapsed Time Between Three Touchdowns By The Same Player**
3:09 — Chris Brown vs. Nebraska in Boulder, Nov. 23, 2001 (4th quarter)
5:20 — James Mayberry vs. Northwestern in Boulder, Sept. 30, 1978 (3rd quarter).
7:06 — Eric Bieniemy, vs. Nebraska at Lincoln, Nov. 2, 1990 (4th quarter).

**Shortest Elapsed Time Between Four Touchdowns By The Same Player**
10:26 — James Mayberry vs. Northwestern in Boulder, Sept. 30, 1978 (3rd quarter).
13:12 — Eric Bieniemy, vs. Nebraska at Lincoln, Nov. 2, 1990 (4th quarter).

**Points Accounted For**
Game—36, Chris Brown vs. Nebraska in Boulder, Nov. 23, 2001 (rushed for six touchdowns); 34, Byron White vs. Denver at Denver, Nov. 25, 1937 (rushed for two touchdowns, passed for two, returned an interception for one and converted four PATs).
Season—150, Koy Detmer, 1996 (25 touchdowns).
Career—324, Darian Hagan, 1988-91 (54 touchdowns).

**Highest Average Gain Per Touchdown**
Season—48.8 (11 TD plays, 537 yards), Mike Pritchard, 1990.
Career—43.3 (17 TD plays, 736 yards), Charles E. Johnson, 1990-93.
Career (20 or more)—40.0 (21 TD plays, 841 yards), Paul Richardson, 2010-13.

**Two-Point Conversions Attempted**
Game—2, on 161 occasions, last: Sefo Liufau pass to Nelson Spruce vs. UCLA at Pasadena, Oct. 31, 2015.
Season—9, Gale Weidner, 1959 (made 0).
Career—18, Gale Weidner, 1959-61 (made 0).

**Two-Point Conversions Made**
Game—1, 66 times. Last: Sefo Liufau pass to Nelson Spruce vs. UCLA at Pasadena, Oct. 31, 2015.
Season—2, on six occasions: (of 0), Mel Semenko, 1960; (of 2), Clyde Crutchmer, 1973; (of 5), John Hessler, 1997; (of 0), Derek McCoy, 2001; (of 0), Derek McCoy, 2002; (of 0), D.D. Goodson, 2013.
Career—4 (of 0), Derek McCoy, 2000-03.

**Most Players Scoring In One Game**
10—vs. Wyoming in Boulder, Oct. 26, 1940. Touchdowns scored by Paul McClung (2), Leo Stasica (2), Harold Carver, Hugh Gardner, Vern Lockard, Vern Miller and Leonard Scott; Conversions scored by Ray Jenkins (3), John Pudlik (3), Bob Barnes and McClung).

## PLACEKICKING

**Field Goals Attempted**
Game—6, Fred Lima vs. Iowa State in Boulder, Oct. 14, 1972; Fred Lima vs. Kansas in Boulder, Nov. 11, 1972; Kevin Eberhart vs. Baylor at Waco, Oct. 6, 2007.
Season—34, Fred Lima, 1972.
Season, Freshman—16, Will Oliver, 2011.
Career—88, Mason Crosby, 2003-06.

**Field Goals Made**
Consecutive—10, Mason Crosby, Nov. 6, 2004 to Sept. 10, 2005 (five games).
Consecutive To Open Career—6, Jeremy Aldrich, Nov. 29, 1996 to Sept. 13, 1997 (three games).
Game—5, Jeremy Aldrich vs. Kansas in Boulder, Sept. 18, 1999; Kevin Eberhart vs. Baylor at Waco, Oct. 6, 2007.
Season—21 (of 28), Mason Crosby, 2005.
Season, Freshman—11 (of 16), Will Oliver, 2011.
Career—66 (of 88), Mason Crosby, 2003-06.

**Field Goals Missed**
Consecutive—8, Aric Goodman, Sept. 27-to-Nov. 15, 2008 (eight games).
Game—3, on 10 occasions; Last: Will Oliver vs. California at Berkeley, Sept. 27, 2014.
Season—19, Fred Lima, 1972 (15-of-34).
Career—24, Fred Lima, 1972-73 (21-of-45).

**Field Goal Percentage**
Game *(minimum 4)*—1.000 (5 of 5), Jeremy Aldrich vs. Kansas in Boulder, Sept. 18, 1999.
Season *(minimum 12)*—.857 (12 of 14), Jeremy Aldrich, 1997.
Career *(minimum 25)*—.750 (48 of 64), Jeremy Aldrich, 1996-99; (66 of 88), Mason Crosby, 2003-06.

**Most Consecutive Games Kicking A Field Goal**
11—Mason Crosby, Nov. 6, 2004 to Oct. 15, 2005 (last five games in 2004, first six in 2005).

**Longest Field Goal Made**
*(reference the Select Circle section for all field goals 50 yards or longer)*

**Laval Short**

Home: 60—Mason Crosby vs. Iowa State in Boulder, Oct. 16, 2004.
Road: 58—Jerry Hamilton vs. Iowa State at Ames, Oct. 24, 1981, and Mason Crosby vs. Miami, Fla. at Miami, Sept. 24, 2005 *(the latter is an NCAA record without use of a tee at sea level)*.
Freshman: 52, Will Oliver vs. California in Boulder, Sept. 10, 2011.

**Longest First Career Field Goal Made**
53—Jim Harper vs. Tennessee at Anaheim, Aug. 26, 1990; Mitch Berger vs. Oklahoma in Boulder, Oct. 17, 1992.

**Most 50-Yard Field Goals Made**
Game—2, Mason Crosby vs. Iowa State in Boulder, Oct. 16, 2004 (60, 54) and vs. Kansas State at Manhattan, Oct. 29, 2005 (52, 50).
Season—5, Mason Crosby, 2004 and 2005.
Career—12, Mason Crosby, 2003-06.

**Most 50-Yard Field Goals Attempted**
Game—3, Fred Lima vs. California in Boulder, Sept. 10, 1972 (made 1).
Season—13, Fred Lima, 1972 (made 2).
Career—24, Mason Crosby, 2003-06 (made 12).
Average Distance of Field Goals Made
Game *(minimum 3)*—48.0, Mason Crosby vs. Kansas State at Manhattan, Oct. 29, 2005 (3 field goals, 144 yards: 52, 42, 50).
Season—41.2, Mason Crosby, 2005 (21 field goals, 865 yards).
Career—38.2, Mason Crosby, 2003-06 (66 field goals, 2519 yards).

**Longest Field Goal Attempted**
65—Mason Crosby vs. Iowa State in Boulder, Nov. 11, 2006.
63—Mason Crosby vs. Montana State in Boulder, Sept. 2, 2006.
62—Fred Lima vs. Oklahoma State at Stillwater, Sept. 30, 1972 (road long).
62—Ken Culbertson vs. Oklahoma in Boulder, Oct. 22, 1988.

**Extra Points Attempted**
Game—9, Kevin Eberhart vs. Nebraska in Boulder, Nov. 23, 2007.
Season—59, Ken Culbertson, 1989 (made 59).
Career—131, Will Oliver, 2011-14 (made 129).

**Extra Points Made**
Consecutive—102, Will Oliver, Nov. 25, 2011 to Nov. 29, 2014 (last 35 games of career).
Game—8, J.B. Dean vs. Wyoming in Boulder, Sept. 8, 1971; Fred Lima vs. Cincinnati in Boulder, Sept. 16, 1972; Ken Culbertson vs. Kansas State at Manhattan, Nov. 18, 1989; Neil Voskeritchian vs. NE Louisiana in Boulder, Sept. 16, 1995; Jeremy Aldrich vs. San Jose State in Boulder, Sept. 11, 1999; Jeremy Flores vs. Nebraska in Boulder, Nov. 23, 2001; Kevin Eberhart vs. Nebraska in Boulder, Nov. 23, 2007; Will Oliver vs. California at Berkeley, Sept. 27, 2014.
Season—59 (of 59), Ken Culbertson, 1989.
Career—129 (of 131), Will Oliver, 2011-14.

**Extra Points Percentage**
Game—1.000 (8 of 8), J.B. Dean vs. Wyoming in Boulder, Sept. 8, 1971; Fred Lima vs. Cincinnati in Boulder, Sept. 16, 1972; Ken Culbertson vs. Kansas State at Manhattan, Nov. 18, 1989; Neil Voskeritchian vs. NE Louisiana in Boulder, Sept. 16, 1995; Jeremy Aldrich vs. San Jose State in Boulder, Sept. 11, 1999; Jeremy Flores vs. Nebraska in Boulder, Nov. 23, 2001; Will Oliver vs. California at Berkeley, Sept. 27, 2014.
Season *(minimum 15)*—1.000 (59 of 59), Ken Culbertson, 1989.
Career *(minimum 15 per season)*—.990 (95 of 96), Neil Voskeritchian, 1994-95.

**Most Consecutive Games Kicking An Extra Point**
22—Neil Voskeritchian, Sept. 3, 1994 to Nov. 18, 1995.

**Points Scored By Kicking**
Game—19 (4 PAT, 5 FG), Jeremy Aldrich vs. Kansas in Boulder, Sept. 18, 1999; (4 PAT, 5 FG), Kevin Eberhart vs. Baylor at Waco, Oct. 6, 2007.
Season—98 (59 PAT, 13 FG), Ken Culbertson, 1989.
Career—307 (109 PAT, 66 FG), Mason Crosby, 2003-06.

**Points Scored By Kicking Against One Opponent**
46—Mason Crosby vs. Iowa State, 2003-06 (12 FG, 10 PAT)
33—Will Oliver vs. California, 2011-14 (6 FG, 15 PAT)
30—Jeremy Aldrich vs. Kansas (6 FG, 12 PAT)

## MISCELLANEOUS OFFENSE

**First Downs Earned**
Most, Game—28, Sefo Liufau vs. California at Berkeley, Sept. 27, 2014 (26 passing, 2 rushing).
Most, Game (Non-Quarterback)—17, Rashaan Salaam vs. Texas at Austin, Oct. 1, 1994 (15 rushing, 2 receiving).
Most, Season—162, Sefo Liufau, 2014 (150 passing, 12 rushing).
Most, Season (Non-Quarterback)—98, Rashaan Salaam, 1994 (88 rushing, 10 receiving).
Most, Career—391, Sefo Liufau, 2013-15 (344 passing, 45 rushing, 2 receiving).
Most, Career (Non-Quarterback)—226, Rodney Stewart, 2008-11 (185 rushing, 39 receiving, 2 passing).
Most, Season (Non-Quarterback)—98, Rashaan Salaam, 1994 (88 rushing, 10 receiving).
Most Rushing, Season—88, Rashaan Salaam, 1994.
Most Rushing, Career—185, Rodney Stewart, 2008-11.
Most Passing Season—150, Sefo Liufau, 2014.
Most Passing, Career—344, Sefo Liufau, 2013-15.
Most Receiving, Season—59, Nelson Spruce, 2015.
Most Receiving, Career—172, Nelson Spruce, 2012-15.

**Kickoffs**
Most, Season—82, Ken Culbertson, 1989.
Most, Career—203, Mason Crosby, 2003-06.
Most Touchbacks, Season—47, Mitch Berger, 1992.
Most Touchbacks, Career—138, Mason Crosby, 2003-06.
Most Through End Zone, Season—33, Mitch Berger, 1992; Mason Crosby, 2005.
Most Through End Zone, Career—88, Mason Crosby, 2003-06.
Worst Opponent Starting Field Position—19.8, Ken Culbertson, 1988.

**Drive Efficiency**
Most Drives Started, Season—162, Cody Hawkins, 2007.
Most Drives Ended By Scores, Season—63, Darian Hagan, 1989.
Best Drive Efficiency, Season (Raw)—60.6 (63 scores in 104 drives), Darian Hagan, 1989.
Best Drive Efficiency, Season (Adjusted)—64.1 (in position 66 of 103), Darian Hagan, 1989.
Most Fourth Quarter Comebacks Engineered
*(or tying a game to send into OT; when trailing in fourth quarter)*
Season—4, John Hessler, 1995, and Joel Klatt, 2004.
Career—9, Joel Klatt, 2002-05 *(all-time chart below)*

| Player | Seasons | No. | Record |
|---|---|---|---|
| Joel Klatt | 2003-05 | 9 | 8-1 |
| John Hessler | 1995-97 | 7 | 7-0 |
| Kordell Stewart | 1992-94 | 5 | 4-0-1 |
| Darian Hagan | 1989-91 | 5 | 4-1 |
| Gale Weidner | 1959-61 | 4 | 4-0 |
| David Williams | 1974-75 | 4 | 4-0 |
| **Cody Hawkins** | **2007-10** | **4** | **4-0** |

## SPECIAL TEAMS

*(since 1987; from game films where applicable)*

**Most Special Team Points**
Game—13, Ryan Sutter vs. Texas A&M at College Station, Sept. 28, 1996.
Season—53, Ryan Sutter, 1996.
Career—123, Ryan Sutter, 1994-97.

**Most Special Team Tackles**
Game—5, Darren Fisk vs. Wisconsin at Madison, Sept. 2, 1995; Darren Fisk vs. Colorado State in Boulder, Sept. 9, 1995; Ryan Sutter vs. Texas A&M at College Station, Sept. 28, 1996; Corey Nabors vs. Nebraska in Boulder, Nov. 23, 2007.
Season—21, Ryan Sutter, 1996 (7 UT, 14 AT).
Career—64, Ryan Sutter, 1994-97 (32 UT, 32 AT).

**Most Fumble Recoveries**
Game—1, on several occasions.
Season— 2, Jimmy Smith, 2009; Alex Wood, 2012; and Jered Bell, 2015

**Special Teams Miscellaneous**
Most Knockdown Blocks, Season—18, Evan Harrington, 2011.
Most Knockdown Blocks, Career—29, Darren Fisk, 1995-97.
Most Wedge Breaks, Season—16, Ryan Sutter, 1996.
Most Wedge Breaks, Career—28, Ryan Sutter, 1994-97.
Most Forced Fumbles, Season—2, Jim Quackenbush, 1987; Terry Washington, 2006.
Most Forced Fumbles, Career—2, Jim Quackenbush, 1984-87; Terry Washington, 2006-07.
Most Fumble Recoveries, Season—2, Jimmy Smith, 2009; and Alex Wood, 2012.
Most Fumble Recoveries, Career—3, Jimmy Smith, 2007-09.
Most Forced Fair Catches, Season—10, John Walker, 2015; 9, Ryan Iverson, 2011 and 2013.
Most Forced Fair Catches, Career— 26, Ryan Iverson, 2010-13.

## DEFENSIVE

*(from game films where applicable)*

**Most Plays From Scrimmage**
Game—97, by six players vs. Minnesota at Minneapolis, Sept. 19, 1992 (Greg Biekert, Ronnie Bradford, Chad Brown, Dwayne Davis, Deon Figures, Ron Woolfork).
Game, Freshman—86, Addison Gillam (ILB) vs. Oregon in Boulder, Oct. 5, 2013 and vs. California in Boulder, Nov 16, 2013.
Season—916, Medford Moorer (FS), 2002.
Season, Freshman—838, Addison Gillam (ILB), 2013.
Career—2,547, Jordan Dizon (ILB), 2004-07.

**Total Tackles**
Game—30, Jeff Geiser vs. Kansas State in Boulder, Nov. 24, 1973 (5 UT, 25 AT).
Season—183, Ray Cone, 1982 (102 UT, 81 AT).
Career—493, Barry Remington, 1982-86 (245 UT, 248 AT).

**Tackles By Position**
Lineman, Game—20, Pete Perry vs. Missouri in Boulder, Nov. 7, 1981 (9 UT, 11 AT); Don Muncie, vs. Kansas State in Boulder, Nov. 19, 1983 (7 UT, 13 AT).
Lineman, Season—136, Laval Short, 1979 (66 UT, 70 AT).
Lineman, Career—372, Laval Short, 1976-79 (141 UT, 231 AT).
Linebacker, Game—30, Jeff Geiser vs. Kansas State in Boulder, Nov. 24, 1973 (5 UT, 25 AT).
Linebacker, Season—183, Ray Cone, 1982 (102 UT, 81 AT).
Linebacker, Career—493, Barry Remington, 1982-86 (245 UT, 248 AT).
Back, Game—28, Ryan Sutter vs. Michigan at Ann Arbor, Sept. 13, 1998 (12 UT, 16 AT).
Back, Season—170, Ryan Sutter, 1997 (98 UT, 72 AT).
Back, Career—340, Mickey Pruitt, 1984-87 (207 UT, 133 AT).

**Tackles By Class/Game**
Freshman (True)—18, Addison Gillam vs. Oregon in Boulder, Oct. 5, 2013 (14 UT, 4 AT).
Freshman (Redshirt)—17, Matt Russell vs. Oklahoma State at Stillwater, Nov. 6, 1993 (13 UT, 4 AT); Terrel Smith vs. Nebraska at Lincoln, Nov. 29, 2011 (11 UT, 6 AT).
Sophomore—23, Barry Remington vs. Oklahoma State at Stillwater, Oct. 27, 1984 (10 UT, 13 AT); Kanavis McGhee vs. Oklahoma in Boulder, Oct. 22, 1988 (15 UT, 8 AT).
Junior—30, Jeff Geiser vs. Kansas State in Boulder, Nov. 24, 1973 (5 UT, 25 AT).
Senior—28, Ryan Sutter vs. Michigan at Ann Arbor, Sept. 13, 1998 (12 UT, 16 AT).

**Tackles By Class/Season**
Freshman (True)—119, Addison Gillam, 2013 (78 UT, 41 AT).
Freshman (Redshirt)— 96, Rick Gamboa, 2015 (58 UT, 38 AT).
Sophomore—150, Greg Biekert, 1990 (105 UT, 45 AT).
Junior—162, Barry Remington, 1985 (83 AT, 79 UT).
Senior—183, Ray Cone, 1982 (102 UT, 81 AT).

**Most Tackles/First Career Game on Defense**
14—Ryan Moeller vs. Oregon at Eugene, Nov. 22, 2014 (14 unassisted)
14—Grant Watanabe vs. Arizona in Boulder, Oct. 17, 2015 (11 unassisted)

**Unassisted Tackles**
Game—19, Greg Biekert vs. Illinois at Champaign, Sept. 15, 1990; Hannibal Navies vs. Missouri in Boulder, Nov. 1, 1997.
Season—120, Jordon Dizon, 2007.
Career—293, Jordon Dizon, 2004-07.

**Assisted Tackles**
Game—25, Jeff Geiser vs. Kansas State in Boulder, Nov. 24, 1973.
Season—100, Jeff Geiser, 1973.
Career—248, Barry Remington, 1982-86.

**Tackles For Loss**
Game—7 (for 56 yards), Ronnie Woolfork vs. Iowa in Boulder, Sept. 26, 1992.
Season—24 (for 123 yards), Bill Brundige, 1969.
Career—59 (for 303 yards), Alfred Williams, 1987-90.

## CHAMPIONSHIPS

| | | |
|---|---|---|
| **National:** | 1 | 1990 |
| **Pac-12 Conference:** | 0 | |
| **Big 12 Conference:** | 1 | 2001 |
| **North Division:** | 4 | 2001, 2002, 2004, 2005 |
| **Big 8 Conference:** | 5 | 1961, 1976, 1989, 1990, 1991 |
| **Big 7 Conference:** | 0 | |
| **Mountain States Conference:** | 4 | 1937, 1939, 1942, 1943, 1944 |
| **Rocky Mountain Athletic:** | 7 | 1911, 1913, 1923, 1924, 1934, 1935, 1937 |
| **Colorado Faculty Athletic:** | 1 | 1909 |
| **Colorado Football Association:** | 8 | 1894, 1895, 1896, 1897, 1901, 1902, 1903, 1908 |
| **Bowl Berths:** | 28 | 1937, 1956, 1961, 1967, 1969, 1970, 1971, 1972, 1975, 1976, 1985, 1986, 1988, 1989, 1990, 1991, 1992, 1993, 1994, 1995, 1996, 1998, 1999, 2001, 2002, 2004, 2005, 2007 |

## CONSECUTIVES

**Most Consecutive Wins**
Overall—21, Nov. 26, 1908 to Oct. 5, 1912 (five seasons).
Home—15, Nov. 26, 1908 to Oct. 19, 1912 (five seasons); Oct. 29, 1988 to Sept. 7, 1991 (four seasons).
Road—10, Nov. 24, 1994 to Nov. 2, 1996 (three seasons).
Conference Games—14, Sept. 29, 2012 to Nov. 9, 2013 (Pac-12; two seasons); 14, Nov. 23, 2013 to Oct. 17, 2015 (Pac-12, three seasons)
Conference Home Games—10, Nov. 23, 2013 to Nov. 13, 2015 (Pac-12, three seasons).
Conference Road Games—12, Oct. 14, 1989 to Oct. 8, 1992 (Big Eight; four seasons).
Bowl Games—6, 1993 to 1999.
Over One Opponent—16, vs. Iowa State (1984 to 1999).
Over Ranked Opponents—6, Dec. 25, 1993 to Oct. 22, 1994.

**Most Consecutive Games Without A Loss**
Overall—21 (21-0-0), Nov. 26, 1908 to Oct. 5, 1912 (five seasons).
Home—15 (15-0-0), Nov. 26, 1908 to Oct. 19, 1912 (five seasons); Oct. 29, 1988 to Sept. 7, 1991 (four seasons).
Road—10 (10-0-0), Nov. 24, 1994 to Nov. 2, 1996 (three seasons).
Conference Play—25 (23-0-2), Nov. 19, 1988 to Oct. 24, 1992 (Big Eight; five seasons).

**Most Consecutive Losses**
Overall—10, Oct. 19, 1963 to Oct. 10, 1964; and Nov. 12, 2005 to Oct. 7, 2006.
Home—8, Oct. 21, 1978 to Nov. 10, 1979 (two seasons).
Road—23, Nov. 10, 2007 to Nov. 19, 2011 (five seasons).
Conference Games—14, Sept. 29, 2012 to Nov. 9, 2013 (Pac-12; two seasons).
Conference Home Games—7, Sept. 29, 2012 to Oct. 26, 2013 (Pac-12; two seasons).
Conference Road Games—17, Nov. 10, 2007 to Nov. 19, 2011 (13 Big 12, 4 Pac-12).
Bowl Games—7, 1972 to 1989.
To One Opponent—18, vs. Nebraska (1968 to 1985).
To Ranked Opponents—23, Nov. 4, 1978 to Sept. 27, 1986.

**Most Consecutive Games Without A Tie**
Overall—133, Oct. 23, 1965 to Oct. 8, 1977 (13 seasons; pre-1996 implementation of overtime).

**Most Consecutive Shutouts**
9, in 1924.

***Most Consecutive Winning Seasons**
Overall—12, 1985 through 1996.
In Conference Play—12, 1985 through 1996 (Big Eight 1985-95; Big 12 1996).
*(*—over .500 in regular season.)*

## TOTAL OFFENSE

**Plays**
Most, Quarter—40 (for 194 yards) vs. UCLA at Pasadena, Oct. 31, 2015 (second quarter).
Most, Half—61 (for 278 yards) vs. UCLA at Pasadena, Oct. 31, 2015 (first half).
Most, Game—114 (for 554 yards) vs. UCLA at Pasadena, Oct. 31, 2015.
Fewest, Game—33, vs. Utah at Salt Lake City, Nov. 15, 1958.
Most, Season—1,008 (for 5,159 yards), in 2015 (13 games); 996 (for 5,270 yards), in 2014 (12 games).
Fewest, Season—514, in 1947.
Most, Season—996 (for 5,270 yards), in 2014.

**Yards Gained**
Quarter—337, vs. Oklahoma State in Boulder, Nov. 13, 1971 (2nd).
Half—512, vs. Oklahoma State in Boulder, Nov. 13, 1971 (1st).
Most, Game—767, vs. San Jose State in Boulder, Sept. 11, 1999 (83 plays).
Fewest, Game—30, vs. Missouri at Columbia, Nov. 9, 1946.
Most, Overtime—25, vs. Missouri in Boulder, Oct. 9, 1999; vs. Missouri at Columbia, Nov. 9, 2002; vs. Baylor in Boulder, Oct. 7, 2006 (2nd OT); vs. California at Berkeley, Sept. 27, 2014 (1st OT).
Fewest, Overtime—4, vs. Baylor in Boulder, Oct. 7, 2006 (3rd OT).
Most, Season—5,448, in 1994 (773 plays).
Fewest, Season—2,189, in 1964.

**Highest Average Per Play**
Game *(minimum 30 plays)*—13.11, vs. Kansas State in Boulder, Nov. 20, 1954 (38 plays for 498 yards).
Game *(minimum 40 plays)*—9.78, vs. Colorado State in Boulder, Sept. 25, 1954 (49 plays for 479 yards).
Game *(minimum 50 plays)*—9.58, vs. Drake in Boulder, Sept. 18 1954 (50 plays for 479 yards).
Game *(minimum 60 plays)*—9.41, vs. NE Louisiana in Boulder, Sept. 3, 1994 (69 plays for 649 yards).
Game *(minimum 70 plays)*—9.24, vs. San Jose State in Boulder, Sept. 11, 1999 (83 plays for 767 yards).
Game *(minimum 80 plays)*—9.24, vs. San Jose State in Boulder, Sept. 11, 1999 (83 plays for 767 yards).
Game *(minimum 90 plays)*—7.85, vs. Missouri in Boulder, Oct. 12, 1991 (90 plays for 656 yards).
Game *(minimum 100 plays)*—6.75, vs. Air Force at USAFA, Nov. 21, 1970 (100 plays for 675 yards).
Season—7.05, in 1994 (773 plays for 5,448 yards).

**Lowest Average Per Play**
Game *(minimum 30 plays)*—0.81, vs. Missouri in Boulder, Nov. 9, 1946 (37 plays for 30 yards).
Game *(minimum 45 plays)*—1.20, vs. Texas at Austin, Sept. 28, 1946 (49 plays for 59 yards).
Game *(minimum 60 plays)*—1.85, vs. Texas in Boulder, Oct. 14, 2000 (72 plays for 133 yards).
Season—3.44, in 1964 (636 plays for 2,189 yards).

**Average Per Game**
Highest, Season—495.3, in 1994 (5,448 in 11 games).
Lowest, Season—218.9, in 1964 (2,189 in 10 games).

**Fewest Yards Gained In Winning A Game**
62—vs. Utah at Salt Lake City, Nov. 15, 1958 (W, 7-0).
125—vs. Washington State at Seattle, Sept. 20, 2004 (W, 20-12).
163—vs. Miami, Fla. at Miami, Oct. 14, 1961 (W, 9-7).
165—vs. Iowa State in Boulder, Sept. 21, 1946 (W, 13-7).
170—vs. Air Force in Boulder, Nov. 21, 1964 (W, 28-23).

**Most Yards Gained In Losing A Game**
630—vs. California at Berkeley, Sept. 27, 2014 (2OT; L 56-59)
582—vs. California in Boulder, Sept. 10, 2011 (OT; L, 33-36).
554—vs. UCLA at Pasadena, Oct. 31, 2015 (L, 31-35).
551—vs. Stanford at Palo Alto, Sept. 18, 1993 (L, 37-41).
504—vs. Nebraska in Boulder, Nov. 26, 1999 (OT; L, 30-33).
464—vs. Kansas at Lawrence, Nov. 6, 2010 (L, 45-52).

**Yards Gained, Two Consecutive Games**
Most—1,257, Oct. 7-14, 1989 (595 vs. Missouri in Boulder, 662 vs. Iowa State at Ames).
Fewest—224, Sept. 21-28, 1946 (165 vs. Iowa State in Boulder, 59 vs. Texas at Austin).

**Plays, Colorado & Opponent**
Most, Game—175: CU (100) vs. Air Force (75) at USAFA, Nov. 21, 1970.
Most, Game (including overtime)— 182: CU (110) vs. California (72) at Berkeley, Sept. 27, 2014 (2 OT).
Fewest, Game—88: CU (45) vs. Wyoming (43) at Laramie, Oct. 12, 1946.
Most, Season—1,956: CU (1,008), Opponents (948), in 2015 (13 games); 1,842: CU (906), Opponents (936), in 2002 (12 games).
Fewest, Season *(minimum 11 games)*—1,480: CU (707), Opponents (773), in 1986.

**Yards Gained, Colorado & Opponent**
Most, Game—1,274: CU (767) vs. San Jose State (507) in Boulder, Sept. 11, 1999.
Fewest, Game—278: CU (165) vs. Iowa State (113) in Boulder, Sept. 21, 1946.
Most, Season—10,802: CU (5,270), Opponents (5,532), in 2014.
Fewest, Season—4,123: CU (2,076), Opponents (2,047), in 1947.

**Most Touchdowns, Rushing & Passing**
Game—9, vs. Wyoming in Boulder, Oct. 26, 1940 (8 rushing, 1 passing); vs. Arizona at Tucson, Oct. 11, 1958 (8 rushing, 1 passing); vs. NE Louisiana in Boulder, Sept. 16, 1995 (5 rushing, 4 passing); vs. San Jose State in Boulder, Sept. 11, 1999 (7 rushing, 2 passing); vs. Nebraska in Boulder, Nov. 23, 2001 (8 rushing, 1 passing).
Season—59, in 1989 (54 rushing, 5 passing).

**Most Players With Total Offense**
Game—18, vs. Arizona in Boulder, Oct. 8, 1960 (Gale Weidner 163, Ed Coleman 50, Ted Woods 48, Chuck Weiss 34, Frank Fink 31, Dave Rife 28, Frank Montera 27, Jim Raisis 22, Dave Vivian 13, Pat White 13, Pat Young 13, Claude Crabb 10, Loren Schweninger 10, Dick Dickerson 5, Bob Hren 5, Jerry Steffen 3, Nick Counter 2, Ron Smith 2).
Season—20, in 1960 and 1991.

## FIRST DOWNS

**Total First Downs**
Most, Quarter—14, vs. New Mexico State in Boulder, Sept. 10, 2005 (third).
Most, Half—21, vs. Missouri in Boulder, Oct. 12, 1991 (first); vs. Kansas in Boulder, Nov. 13, 1993 (second).
Most, Game—39, vs. Northwestern in Boulder, Sept. 30, 1978; vs. California at Berkeley, Sept. 27, 2014.
Fewest, Game—1, vs. Missouri at Columbia, Nov. 9, 1946.
Most, Season—296, in 2014.
Fewest Season (11 Games)—166, in 1983.

**First Downs By Rushing**
Most, Game—35, vs. Northwestern in Boulder, Sept. 30, 1978.
Fewest, Game—0, vs. Missouri at Columbia, Nov. 9, 1946.
Most, Season—182, in 1989.
Fewest Season (11 Games)—66, in 1984.

**First Downs By Passing**
Most, Game—26, vs. California at Berkeley, Sept. 27, 2014.
Fewest, Game—0, on 15 occasions. Last: vs. Kansas at Lawrence, Oct. 15, 1988.
Most, Season—159, in 2014.
Fewest Season (11 Games)—23, in 1985.

**First Downs By Penalty**
Most, Game—7, vs. Arizona State at Tempe, Sept. 8, 2007; vs. Kansas at Lawrence, Nov. 6, 2010; vs. UCLA at Pasadena, Nov. 2, 2013.
Fewest, Game—0, on several occasions.
Most, Season—36, in 2014.
Fewest Season (11 Games)—3, in 1974 and 1977.

## EFFICIENCY

**Best Third Down Efficiency**
Game—73.3 (11 of 14), vs. Iowa State at Ames, Oct. 16, 1954.
Season—53.9 (83 of 154), in 1989.

**Worst Third Down Efficiency**
Game—0.0 (0 of 15), vs. Oregon in Boulder, Oct. 5, 2013; (0 of 13), vs. Kansas State at Manhattan, Nov. 6, 1999.
Season—29.6 (40 of 135), in 1961.

**Consecutive Third Down Conversions Made**
10—vs. Kansas at Lawrence, Nov. 12, 1966.

**Consecutive Third Down Conversions Missed**
17—Sept. 28 to Oct. 12, 2013 (three games).

**Most Third Down Conversions Made**
Game—14 (of 21), vs. Oklahoma State at Stillwater, Nov. 16, 1974; (of 23), on two occasions (vs. California, 1975, and vs. Kansas State, 1992).
Season—92 (of 188), in 1990.

**Most Third Down Conversions Attempted**
Game—26 (made 11), vs. Indiana in Boulder, Sept. 27, 1980.
Season—202 (made 81), in 2014.

**Fewest Third Down Conversions Attempted**
Game—5 (made 2), vs. Utah at Salt Lake City, Nov. 15, 1958.
Season—130 (made 57), in 1994.

**Best Fourth Down Efficiency**
Game—100.0 (5 of 5), vs. Baylor in Waco, Nov. 13, 1999.
Season—72.7 (8 of 11), in 1993.

**Most Fourth Down Conversions Made**
Game—6 (of 8), vs. Indiana in Boulder, Sept. 27, 1980.
Season—18 (of 25), in 2008.

**Consecutive Fourth Down Conversions Made**
12—vs. Missouri (1), Texas A&M (2), Iowa State (2), Oklahoma State (4), Nebraska (2) and Colorado State (1), Oct. 25, 2008 to Sept. 6, 2009.
9—vs. Oregon State (3), Kansas State (4) and Oklahoma State (2), Sept. 26 to Oct. 10, 1964.

**Most Fourth Down Conversions Attempted**
Game—8 (made 6), vs. Indiana in Boulder, Sept. 27, 1980; (made 4), vs. Iowa State at Ames, Oct 20, 1962.
Season—42 (made 21), in 1962.

## RUSHING

**Attempts**
Most, Game—87 (for 429 yards), vs. Kansas in Boulder, Nov. 7, 1970.
Fewest, Game—14 (for 76 yards), vs. Iowa State in Boulder, Oct. 23, 1982.
Most, Season—666 (for 4,090 yards), in 1989.
Fewest, Season—357 (for 1,153 yards), in 1982.

**Yards Gained**
Most, Game—551 (69 attempts), vs. Arizona at Tucson, Oct. 11, 1958.
Fewest, Game—minus-27 (25 attempts), vs. Florida State in Boulder, Sept. 15, 2007.
Most, Season—4,090 (666 attempts), in 1989.
Fewest, Season—659 (390 attempts), in 1984.

**Average Per Game**
Highest, Season—371.8 (4,090 yards in 11 games), in 1989.
Lowest, Season—59.9 (659 yards 11 games), in 1984.

**Average Per Rush**
Highest, Game—13.69 (36 for 493 yards), vs. Kansas State in Boulder, Nov. 20, 1954.
Lowest, Game—minus-1.00 (21 for minus-21), vs. Stanford in Boulder, Nov. 3, 2012.
Highest, Season—6.42 (492 for 3,160 yards), in 1954.
Lowest, Season—1.69 (390 for 659), in 1994.

**Touchdowns**
Game—8, vs. Arizona at Tucson, Oct. 11, 1958; vs. Northwestern in Boulder, Sept. 30, 1978; vs. Kansas State at Manhattan, Nov. 18, 1989; vs. Nebraska in Boulder, Nov. 23, 2001.
Most, Season—54, in 1989.
Fewest, Season—7, in 1982 and 1984.

**Most Consecutive Games With A Touchdown Rushing**
52—Oct. 22, 1949 to Oct. 23, 1954 (six seasons).

**Most Consecutive Games Without A Touchdown Rushing**
6—Oct. 20 to Nov. 22, 1906.
4—Sept. 6 to Oct. 4, 2008 and Sept. 1 to Oct. 5, 2013 (modern era).

**Most Players Who Carried The Ball**
Game—16, vs. Arizona in Boulder, Oct. 8, 1960 (Ed Coleman 50, Ted Woods 48, Chuck Weiss 34, Frank Fink 31, Dave Rife 28, Jim Raisis 22, Dave Vivian 13, Claude Crabb 10, Loren Schweninger 10, Dick Dickerson 5, Bob Hren 5, Frank Montera 5, Jerry Steffen 3, Nick Counter 2, Ron Smith 2, Pat Young 2).
Season—20, in 1960.

## PASSING

**Attempts**
Most, Quarter—27 (11 completions), vs. Kansas State at Manhattan, Nov. 20, 1982 (fourth).
Most, Half—46 (19 completions), vs. Toledo at Toledo, Sept. 11, 2009.
Most, Game—67, vs. California at Berkeley, Sept. 27, 2014 (46 completions).
Fewest, Game—0 (0 completions), vs. Utah at Salt Lake City, Nov. 15, 1958.
Most, Season—545, in 2014 (348 completions).
Fewest, Season—72 (33 completions), in 1954.

**Most Attempts Without An Incompletion**
Consecutive—14, vs. Colorado State at Fort Collins, Sept. 7, 1996.
Game—4, vs. Kansas State at Manhattan, Nov. 22, 1986 (4 of 4).

**Most Attempts Without A Completion**
Consecutive—11, Oct. 20, 1956 to Nov. 3, 1956 (three games).
Game—8, vs. Nebraska in Boulder, Oct. 27, 1956.

**Most Attempts Without An Interception**
Consecutive—158, Oct. 18, 1994 to Sept. 16, 1995 (eight games over two seasons: 102 passes in 1994, 56 in 1995).
At Start of Season—105, in 2000 (four games).
Game—53, vs. Texas Tech in Boulder, Oct. 23, 2010.

**Most Attempts Without A Touchdown Pass**
Consecutive—140, Sept. 6, 1997 to Oct. 11, 1997 (five games).
Game—58 vs. UCLA at Pasadena, Oct. 31, 2015.

**Completions**
Most, Quarter—14, vs. Kansas in Boulder, Oct. 11, 2003 (19 attempts, second quarter).
Most, Half—22 (28 attempts), vs. Colorado State at Fort Collins, Sept. 7, 1996 (first).
Most, Game—46 (67 attempts), vs. California at Berkeley, Sept. 27, 2014.
Fewest, Game—0, on four occasions. Last: vs. Kansas at Lawrence, Oct. 15, 1988 (4 attempts).
Most, Season—348, in 2014 (545 attempts).
Fewest, Season—29 (76 attempts), in 1956.

**Completion Percentage**
Highest, Game—100.0, on two occasions. Last: vs. Kansas State at Manhattan, Nov. 22, 1986 (4 of 4).
Highest, Game *(minimum 10 attempts)*—83.3 (10 of 12), vs. Iowa State at Ames, Oct. 14, 1989.
Highest, Game *(minimum 20 attempts)*—81.3 (26 of 32), vs. Baylor at Waco, Sept. 12, 1992.
Highest, Game *(minimum 30 attempts)*—81.3 (26 of 32), vs. Baylor at Waco, Sept. 12, 1992.
Highest, Game *(minimum 40 attempts)*—73.8 (31 of 42), vs. Colorado State at Fort Collins, Sept. 7, 1996.
Highest, Game *(minimum 50 attempts)*—70.5 (38 of 55), vs. Kansas in Boulder, Oct. 11, 2003.
Highest, Game *(minimum 60 attempts)*—68.7 (46 of 67), vs. California at Berkeley, Sept. 27, 2014.
Lowest, Game—0.0, on five occasions. Last: vs. Kansas at Lawrence, Oct. 15, 1988 (0 of 4).
Lowest, Game *(minimum 10 attempts)*—7.1 (1 of 14), vs. Utah at Salt Lake City, Nov. 2, 1946.
Lowest, Game *(minimum 20 attempts)*—27.3 (6 of 22), vs. New Mexico in Boulder, Sept. 24, 1977; (9 of 33), vs. Louisiana State in Boulder, Sept. 15, 1979.
Lowest, Game *(minimum 30 attempts)*—27.3 (9 of 33), vs. Louisiana State in Boulder, Sept. 15, 1979.
Lowest, Game *(minimum 40 attempts)*—39.6 (19 of 48), vs. Michigan at Ann Arbor, Sept. 13, 1997.
Highest, Season—63.9 (348 of 545), in 2014.
Lowest, Season—36.7 (44 of 120), in 1948.

**Yards Gained**
Most, Quarter—211, vs. Texas A&M in Boulder, Oct. 8, 2005 (first).
Most, Half—352, vs. NE Louisiana in Boulder, Sept. 16, 1995 (first).
Most, Game—533, vs. NE Louisiana in Boulder, Sept. 16, 1995.
Fewest, Game—0, on five occasions. Last: vs. Kansas at Lawrence, Oct. 15, 1988.
Most, Season—3,415, in 2014.
Fewest, Season—464, in 1956.

**Average Per Game**
Highest, Season—303.5 (3,338 yards in 11 games), in 1996.
Lowest, Season—46.4 (464 yards 10 games), in 1956.

**Average Per Attempt**
Highest, Game—27.75 (4 for 111), vs. Kansas State at Manhattan, Nov. 22, 1986.
Lowest, Game—0.00, on five occasions. Last: vs. Kansas at Lawrence, Oct. 15, 1988.
Highest, Season—10.89 (102 for 1,111), in 1989.
Lowest, Season—4.14 (153 for 634), in 1958.

**Average Per Completion**
Highest, Game—51.00 (3 for 153), vs. Missouri at Columbia, Oct. 12, 1968.
Lowest, Game—0.00, on five occasions. Last: vs. Kansas at Lawrence, Oct. 15, 1988.
Highest, Season—23.78 (54 for 1,284), in 1988.
Lowest, Season—9.83 (118 for 1,160), in 1962.

**Touchdowns**
Most, Game—7, vs. California at Berkeley, Sept. 27, 2014.
Most, Season—29, in 2014.
Fewest, Season—1, in 1964.

**Interceptions**
Most, Game—5, on five occasions. Last: vs. Oklahoma in Boulder, Oct. 17, 1992.
Fewest, Season—4, in 1994.
Most, Season—22, in 1982.

**Interception Percentage**
Highest, Game—60.0 (3 interceptions in 5 attempts), vs. Brigham Young in Boulder, Oct. 18, 1947.
Lowest, Season—1.56 (4 interceptions in 256 attempts), in 1994.
Highest, Season—16.1 (19 interceptions in 118 attempts), in 1953.

**Most Consecutive Games Throwing A Touchdown Pass**
25—Nov. 23, 2012 to Nov. 29, 2014 (three seasons, current)

**Most Consecutive Games Without A Touchdown Pass**
9—Dec. 7, 1963 to Nov. 7, 1964 (two seasons).

**Most Consecutive Games Without An Interception**
6—Sept. 21, 1991 to Nov. 2, 1991; Oct. 29, 1994 to Sept. 7, 1995 (two seasons).

**Most Consecutive Games Throwing An Interception**
14—Sept. 14, 1996 to Oct. 11, 1997 (two seasons).

**Most Players Attempting A Pass**
Game—6, on four occasions. Last: vs. Nebraska at Lincoln, Nov. 12, 1955 (Dick Hyson 8, Bob Stransky 4, Bill Lamont 2, Monte Briddle 1, Sam Maphis 1, Les Welker 1).
Season—11, in 1955.

**Most Players Making A Reception**
Game—14, vs. San Jose State in Boulder, Sept. 11, 1999 (Marcus Stiggers 5, Javon Green 4, Dwayne Cherrington 3, Daniel Graham 2, John Minardi 2, Cedric Cormier 2, Robert Toler 2, Cortlen Johnson 1, Damion Barton 1, Brody Heffner Liddiard 1, Eric McCready 1, Roman Hollowell 1, Brandon Drumm 1, Vince Reed 1).
Season—19, in 1999 and 2004.

## SCORING

**Points Scored**
Consecutive Quarters—23, Oct. 31, 1970 to Sept. 25, 1971 (two seasons, seven games; record in one season: 22, Sept. 4 to Oct. 16, 1993).
Consecutive Games—242, Nov. 19, 1988 to Oct. 18, 2008 (21 seasons).
First Quarter—35, vs. NE Louisiana in Boulder, Sept. 16, 1995.
Second Quarter—35, vs. Iowa State at Ames, Oct. 14, 1989.
Third Quarter—38, vs. Colorado Mines in Boulder, Oct. 19, 1935.
Fourth Quarter—34, vs. Brigham Young at Provo, Oct. 20, 1934.
Overtime—7, vs. Missouri in Boulder, Oct. 9, 1999; vs. Missouri at Columbia, Nov. 2, 2002; vs. Baylor in Boulder, Oct. 7, 2006 (1st & 2nd OT); vs. California at Berkeley, Sept. 27, 2014 (1st OT).
First Half—49, vs. NE Louisiana in Boulder, Sept. 16, 1995.
Second Half—41, vs. Northwestern in Boulder, Sept. 30, 1978; vs. Nebraska in Boulder, Nov. 23, 2007.
Half, Road—45, vs. Iowa State at Ames, Oct. 14, 1989 (first).
Game, Home—66, vs. NE Louisiana in Boulder, Sept. 16, 1995.
Game, Road—65, vs. Arizona at Tucson, Oct. 12, 1958.
Most, Season—452, in 1989.
Fewest, Season (11 games)—141, in 1981.

**Fewest Points Scored In Winning A Game**
3—on five occasions. Last: vs. Utah in Boulder, Nov. 1, 1924.
6—vs. Utah State (0) in Boulder, Oct. 5, 1946.
6—vs. Kansas State (0) in Boulder, Sept. 29, 1962.
6—vs. Missouri (0) at Columbia, Oct. 8, 1992.

**Most Points Scored In Losing A Game**
56—vs. California (59) in Berkeley, Sept. 27, 2014 (2 OT)
45—vs. Kansas (52) at Lawrence, Nov. 6, 2010.
42—vs. Oklahoma (82) in Boulder, Oct. 4, 1980.
38—vs. Toledo (54) at Toledo, Sept. 11, 2009.
37—vs. Stanford (41) at Palo Alto, Sept. 18, 1993.
37—vs. UCLA (40) in Boulder, Oct. 25, 2014 (2 OT).
35—vs. Air Force (58) in Boulder, Nov. 23, 1968.
35—vs. Utah (42) in Boulder, Nov. 23, 2012.
34—vs. Kansas (35) in Boulder, Oct. 5, 1957.
34—vs. Utah (38) in Boulder, Nov. 29, 2014.

**Points Scored, Colorado & Opponent**
Most, Quarter—55, Colorado (7) vs. Nebraska (48) at Lincoln, Oct. 22, 1983 (third).
Most, Half—69, Colorado (21) vs. Oklahoma (48) in Boulder, Oct. 4, 1980 (second).
Most, Game—124, Colorado (42) vs. Oklahoma (82) in Boulder, Oct. 4, 1980.
Most Overtime—14, Colorado (7) vs. Baylor (7) in Boulder, Oct. 7, 2006 (1st & 2nd OT); Colorado (7) vs. California (7) in Berkeley, Sept. 27, 2014 (1st OT).
Fewest, Game—0, on 13 occasions. Last: vs. Wisconsin at Madison, Sept. 18, 1965.
Fewest, Overtime—3, Colorado (0) vs. Texas A&M (3) at College Station, Oct. 23, 2004; Colorado (0) vs. Baylor (3) in Boulder, Oct. 7, 2006 (3rd OT).

**Most Points Scored In A Game, Colorado & Opponent**
124—42 vs. Oklahoma (82) in Boulder, Oct. 4, 1980.
116—65 vs. Nebraska (51) in Boulder, Nov. 23, 2007.
115—56 vs. California (59) at Berkeley, Sept. 27, 2014 (2 OT).
98—63 vs. San Jose State (35) in Boulder, Sept. 11, 1999.
98—62 vs. Nebraska (36) in Boulder, Nov. 23, 2001.
97—50 vs. Kansas (47) in Boulder, Oct. 11, 2003 (OT).
*Road/Neutral:*
97—45 vs. Kansas (52) at Lawrence, Nov. 6, 2010
95—57 vs. Baylor (38) at Waco, Sept. 12, 1992.
94—51 vs. Oregon (43) in Honolulu, Dec. 25, 1998 (Aloha Bowl).
92—38 vs. Toledo (54) at Toledo, Sept. 11, 2009.

**Highest Scoring Tie Game, Colorado & Opponent**
31-31, Colorado vs. Tennessee at Anaheim, Aug. 26, 1990.

**Scoring Average**
Highest, Season—41.1 (452 points in 11 games), in 1989.
Lowest, Season—9.1 (91 points in 10 games), in 1946.

**Touchdowns Scored**
Game—10, vs. Arizona at Tucson, Oct. 11, 1958.
Most, Season—59, in 1989.
Fewest, Season (11 games)—14, in 1982.

**Touchdowns Scored, All Returns**
Game—3, vs. Utah in Boulder, Nov. 7, 1936 (2 punt, 1 kickoff).
Season—7, in 2001 and 2002.

**Touchdowns Scored, Colorado & Opponent**
Most, Game—18, Colorado (6) vs. Oklahoma (12) in Boulder, Oct. 4, 1980.
Fewest, Game—0, on several occasions. Last: vs. Missouri at Columbia, Oct. 8, 1992.

**Extra Points Made, Kicking**
Game—9 (of 9), vs. NE Louisiana in Boulder, Sept. 16, 1995; vs. San Jose State in Boulder, Sept. 11, 1999.
Season—59 (of 59), in 1989.

**Consecutive Extra Points Made**
138—Nov. 25, 2011-Nov. 13, 2015 ***(current)***; 111—Nov. 5, 1988 to Sept. 7, 1991.

**Extra Points Attempted, Kicking**
Game—1, on 62 occasions. Last: 1, vs. UCLA at Pasadena, Oct. 31, 2015.
Season—59 (made 59), in 1989.

**Two Point Conversions Made**
Game—1, on 66 occasions. Last: vs. UCLA at Pasadena, Oct. 31, 2015.
Season—4, in 1959, 2002 and 2013.

**Two Point Conversions Attempted**
Game—2, on 161 occasions. Last: vs. UCLA at Pasadena, Oct. 31, 2015.
Season—15, in 1959.

**Field Goals Made**
Game—5, vs. Kansas in Boulder, Sept. 18, 1999; vs. Baylor at Waco, Oct. 6, 2007.
Season—22, in 2005.

**Field Goals Attempted**
Game—6, vs. Iowa State in Boulder, Oct. 14, 1972; vs. Kansas in Boulder, Nov. 11, 1972; vs. Baylor at Waco, Oct. 6, 2007.
Season—34, in 1972.

**Field Goal Percentage**
Game—1.000 (5 of 5), vs. Kansas in Boulder, Sept. 18, 1999.
Season—82.6 (19 of 23), in 2004.

**Consecutive Field Goals Made**
10—Nov. 6, 2004 to Sept. 10, 2005 (five games).

**Consecutive Field Goals Missed**
9—Sept. 27-to-Nov. 15, 2008 (eight games)

## SCORING DRIVES

**Most Plays**
22—vs. Kansas State in Boulder, Nov. 23, 1985 (FG; 70 yards).
21—vs. Miami, Fla., at Miami, Oct. 13, 1961 (TD; 99 yards).
19—vs. Tennessee at Anaheim, Aug. 26, 1990 (TD; 97 yards).
18—on seven occasions.

**Most Yards**
99—vs. Northwestern at Evanston, Sept. 29, 1951 (TD; 6 plays).
99—vs. Miami, Fla., at Miami, Oct. 13, 1961 (TD; 21 plays).
99—vs. Iowa State in Boulder, Oct. 29, 1988 (TD; 8 plays).
99—vs. Oklahoma at Norman, Oct. 19, 1991 (TD; 8 plays).
99—vs. Oklahoma at Norman, Oct. 19, 1991 (TD; 14 plays).
99—vs. Oklahoma State at Stillwater, Oct. 27, 2001 (TD; 5 plays).
99—vs. Arizona State in Boulder, Sept. 13, 2014 (TD; 7 plays)

**Most Time**
10:07—(21 plays, 99 yards) vs. Miami, Fla., at Miami, Oct. 13, 1961 (TD)
10:03—(16 plays, 85 yards) vs. Colorado State in Denver, Sept. 17, 2011 (TD).
9:54—(22 plays, 70 yards) vs. Kansas in Boulder, Nov. 23, 1985 (FG).
9:33—(19 plays, 97 yards) vs. Tennessee at Anaheim, Aug. 26, 1990 (TD).
8:51—(18 plays, 96 yards) vs. Colorado State at Fort Collins, Sept. 7, 1996 (TD).

## ALL-PURPOSE YARDS

**Plays**
Game—119 (for 722 yards) vs. Kansas State in Boulder, Oct. 24, 1992 (55 rush, 50 pass, 14 returns).
Season—993 (for 6,315 yards), in 2007 (457 rush, 436 pass, 100 returns).

**Yards Gained**
Game—857, vs. NE Louisiana in Boulder, Sept. 16, 1995 (533 pass, 225 rush, 99 returns).
Season—6,540, in 1990 (3,254 rush, 1,923 pass, 1,363 returns).

**Highest Average Per Play**
Game—12.42, vs. Kansas State in Boulder, Nov. 20, 1954 (45 plays for 559 yards).
Season—7.63, in 1989 (836 plays for 6,380 yards).

**Average Per Game**
Highest, Season—580.0, in 1989 and 1994 (6,380 in 11 games).
Lowest, Season—331.8, in 1964 (3,318 in 10 games).

## PUNT RETURNS

**Most Punt Returns**
Game—12, vs. Kansas State in Boulder, Oct. 24, 1992.
Season—50, in 1992.

**Most Punt Return Yards**
Game—225 (11 returns), vs. Wyoming in Boulder, Oct. 26, 1940.
Season—597 (on 48 returns), in 1958.

**Punt Return Average**
Game (minimum 3)—53.0 (3 for 159), vs. Utah in Boulder, Nov. 7, 1936.
Season—17.4 (30 returns for 522 yards), in 2001.

**Punt Return Touchdowns**
Game—2, vs. Utah in Boulder, Nov. 7, 1936.
Season—4, in 1971.

## RETURN YARDS

**Most Return Yards**
Game—240, vs. Wyoming in Boulder, Oct. 26, 1940 (225 punt, 15 interception).
Season—864, in 1990 (595 punt, 245 interception, 14 fumble).

**Largest Difference, Colorado & Opponent**
Game by CU—162, vs. Nebraska in Boulder, Nov. 23, 2007 (CU 176, NU 14).
Game by Opponent—160, vs. Washington at Seattle, Nov. 9, 2013 (UW 160, CU 0).

**Return Touchdowns**
Game—3, vs. Utah in Boulder, Nov. 7, 1936 (2 punt, 1 kickoff).
Season—7, in 2001 (4 interceptions, 2 punt, 1 fumble) and 2002 (3 fumble, 2 interception, 2 punt).

## KICKOFF RETURNS

**Most Kickoff Returns**
Game—12, vs. Texas at Dallas, Sept. 28, 1946.
Season—69, in 2011.

**Most Kickoff Return Yards**
Game—209 (10 returns), vs. Missouri at Columbia, Oct. 25, 2008.
Season—1,480 (62 returns), in 2009.

**Kickoff Return Average**
Game (minimum 4)—44.8 (4 for 179), vs. Oklahoma in Boulder, Oct. 4, 1980.
Season—26.6 (36 returns for 958 yards), in 1997.

**Kickoff Return Touchdowns**
Game—1, on 33 occasions. Last: vs. California in Boulder, Nov. 16, 2013.
Season—2, in 1970, 1975, 1980 and 1999.

## FUMBLES

**Most Fumbles**
Game—12 (7 lost), vs. Air Force in Boulder, Nov. 29, 1958.
Season—51 (26 lost), in 1958.

**Most Fumbles Lost**
Game—7 (of 12), vs. Air Force in Boulder, Nov. 29, 1958.
Season—26 (of 37), in 1955; (of 51), in 1958.

**Fewest Fumbles**
Game—0, several times.
Season (11 or 12 games)—12, in 2014 (12 games; 11 game low was 18 in 1993 and 2004).

**Fewest Fumbles Lost**
Season—5 (of 23), in 1956.

**Colorado & Opponent Fumbles**
Most, Game—15, Colorado (8) vs. Nebraska (7) in Boulder, Oct. 25, 1958.
Fewest, Game—0, on 17 occasions. Last: vs. Colorado State in Denver, Sept. 17, 2015.

**Colorado & Opponent Fumbles Lost**
Most, Game—9, on four occasions. Last: Colorado (4) vs. Drake (5) in Boulder, Oct. 2, 1976.
Fewest, Game—0, on several occasions. Last: vs. Sacramento State in Boulder, Sept. 8, 2012.

## INTERCEPTIONS

**Most Interceptions**
Quarter—4, vs. Colorado State in Boulder, Nov. 29, 1952 (fourth quarter); vs. Texas Tech at Lubbock, Nov. 1, 2003 (first quarter).
Half—5, vs. Colorado State in Boulder, Nov. 29, 1952 (second half).
Game—7, vs. Colorado State in Boulder, Nov. 22, 1924; vs. Utah in Boulder, Nov. 7, 1953.
Season—22, in 1965.

**Most Interception Return Yards**
Game—188 (4 returns), vs. Nebraska at Lincoln, Oct. 21, 1967.
Season—368 (on 21 returns), in 1967.

**Interception Average**
Game *(minimum 3)*—47.0 (4 returns for 188 yards), vs. Nebraska at Lincoln, Oct. 21, 1967.
Season *(minimum 5)*—27.8 (5 returns for 139 yards), in 1980.
Season *(minimum 10)*—22.7 (13 returns for 295 yards), in 1996.
Season *(minimum 15)*—16.7 (21 returns for 350 yards), in 1972.

**Interception Return Touchdowns**
Game—2, vs. Oklahoma State at Stillwater, Oct. 16, 1982; vs. Colorado State in Denver, Sept. 1, 2001; vs. Central Arkansas in Boulder, Sept. 7, 2013 (postseason: 2 vs. Boston College at Tucson, Insight.com Bowl, Dec. 31, 1999).
Season—4, in 2001.

**Most Consecutive Games Making An Interception**
22—Oct. 16, 1976 through Oct. 7, 1978 (over three seasons).

**Most Consecutive Games Without An Interception**
5—Oct. 19, 1963 through Nov. 16, 1963.

**Colorado & Opponent Interceptions**
Most, Game—8, Colorado (7) vs. Colorado State (1) in Boulder, Nov. 22, 1924; Colorado (7) vs. Utah (1) in Boulder, Nov. 7, 1953; Colorado (3) vs. Oklahoma (5) in Boulder, Oct. 17, 1992.
Fewest, Game—0, on several occasions. Last: vs. Sacramento State in Boulder, Sept. 8, 2012.

## TURNOVERS

**Most Turnovers**
Game—9, vs. Utah at Salt Lake City, Nov. 2, 1946 (five interceptions, four fumbles).
Season—45, in 1980 (24 fumbles, 21 interceptions).

**Fewest Turnovers**
Game—0, on 68 occasions. Last: vs. Sacramento State in Boulder, Sept. 8, 2012.
Season—11, in 1956 (six interceptions, five fumbles).
Consecutive Games With Zero—2, on five occasions. Last: in 2010 (Oct. 23-30).
Most Games With Zero, Season—4, in 1989, 1993, 2006 and 2011.

**Longest Into Season Before Committing First Turnover**
92:28—(two games: 12:32 left in 3rd Quarter at Massachusetts, Sept. 6, 2014)

**Colorado & Opponent Turnovers**
Most, Game—14, Colorado (8) vs. Drake (6) in Boulder, Oct. 2, 1976.
Fewest, Game—0, on 10 occasions. Last: vs. Oregon at Eugene, Nov. 22, 2014.

## PUNTING

**Most Punts**
Game—14, vs. Colorado State in Boulder, Oct. 26, 1935; vs. Texas at Austin, Sept. 28, 1946.
Season—78, in 1949.

**Fewest Punts**
Game—0, on four occasions. Last: vs. Iowa State in Boulder, Nov. 19, 1994.
Season—36, in 1989 and 1994.

**Most Punting Yards**
Game—589 (14 punts), vs. Colorado State in Boulder, Oct. 26, 1935.
Season—3,307 (76 punts), in 2012.

**Average Per Punt**
Game *(minimum 4)*—61.5 (4 for 266), vs. Air Force in Boulder, Nov. 29, 1958.
Game *(minimum 6)*—57.2 (6 for 343), vs. Arizona in Boulder, Oct. 21, 1950.
Season—47.4 (66 punts), in 2002.

**Most Punts Had Blocked**
Game—2, on four occasions. Last: vs. Kansas State at Manhattan, Oct. 18, 2003.
Season—6, in 1958.

**Colorado & Opponent Punts**
Most, Game—25, Colorado (12) vs. Wyoming (13) in Boulder, Oct. 12, 1946.
Fewest, Game—2, Colorado (2) vs. Nebraska (0) at Lincoln, Oct. 22, 1983; Colorado (0) vs. Iowa State (2) at Ames, Oct. 14, 1989.

## PENALTIES

**Most Penalties**
Game—20 (for 140 yards), vs. Texas at Austin, Oct. 10, 2009.
Season—116 (for 1,040 yards), in 2005.

**Most Yards Penalized**
Game—153 (12 penalties), vs. Arizona at Tucson, Oct. 11, 1958.
Season—1,040 (116 penalties), in 2005.

**Fewest Penalties**
Game—0, on four occasions. Last two: vs. Texas Tech in Boulder, Oct. 14, 2006; vs. Ohio State in Boulder, Sept. 21, 1985.
Season—30 (for 275 yards), in 1947.
Season (11 games)—45 (for 433 yards), in 1974.

**Fewest Yards Penalized**
Game—0, on three occasions. Last: vs. Ohio State in Boulder, Sept. 21, 1985.
Season—275 (30 penalties), in 1947.
Season (11 games)—360 (51 penalties), in 1984.

**Colorado & Opponent Penalties**
Most, Game—28, Colorado (18) vs. Kansas (10) in Boulder, Oct. 6, 1951; Colorado (12) vs. Kansas (16) at Lawrence, Oct. 2, 1954; Colorado (20) vs. Texas (8) at Austin, Oct. 1, 2009.
Fewest, Game—1, Colorado (0) vs. Missouri (1) at Columbia, Nov. 5, 1966.

## TIME

**Time of Possession**
Most, Quarter—14:05, UCLA at Pasadena, Oct. 31, 2015 (second); 13:14, Indiana in Boulder, Sept. 27, 1980 (third).
Most, Half—24:43, vs. Oklahoma at Norman, Oct. 16, 1993 (second).
Most, Game—42:17, vs. Indiana in Boulder, Sept. 27, 1980.
Highest Average Per Game, Season—32:09, in 1989.
Least, Quarter—2:56, vs. Missouri at Columbia, Oct. 12, 1968 (third).
Least, Half—6:45, vs. Missouri at Columbia, Oct. 12, 1968 (first).
Least, Game—14:34, vs. Missouri at Columbia, Oct. 12, 1968.
Lowest Average Per Game, Season—26:36, in 1982.

**Quickest Score At Start of Game**
Colorado—0:11 into game: vs. Arizona at Tucson, Nov. 8, 2014 (Shay Fields 75 pass from Sefo Liufau: 1 play, 75 yards, 0:11);
0:12, vs. Kansas in Boulder, Nov. 7, 1970 (Cliff Branch returned a kickoff 100 yards for a touchdown);
0:14, vs. Kansas State in Boulder, Nov. 22, 1975 (Billy Waddy returned a kickoff 100 yards for a touchdown).
0:15, vs. Iowa State at Ames, Oct. 16, 1948 (Ed Pudlik fumble recovery in end zone).
Opponent—0:16 into game, by Colorado State in Boulder, Sept. 9, 1989) (Tony Alford 59 run; Drive: 1 play, 59 yards).

**Quickest Score From Scrimmage**
Colorado—0:11 into game, vs. Arizona at Tucson, Nov. 8, 2014 (Shay Fields 75 pass from Sefo Liufau: 1 play, 75 yards);
0:13, vs. Texas A & M at College Station, Sept. 28, 1996 (Rae Carruth 28 run; Drive: 1 play, 28 yards, set up by Ryan Sutter fumble recovery on opening kickoff);
0:18, vs. Oklahoma State at Stillwater, Oct. 1, 2005 (Hugh Charles 74 run; Drive: 1 play, 74 yards);
0:22, vs. Kansas State at Manhattan, Nov. 18, 1989 (J.J. Flannigan 2 run; Drive: 2 plays, 59 yards).
Opponent—0:16 into game, by Colorado State in Boulder, Sept. 9, 1989) (Tony Alford 59 run; Drive: 1 play, 59 yards).

**First Possession Scores, Season**
Colorado—7, on five occasions (1989, 1994, 2001, 2002, 2006).
Opponent—8, in 1980 (seven touchdowns, one field goal).

**Most Time Spent In The Lead**
Game—59:48, vs. Kansas in Boulder, Nov. 7, 1970.
Season—521:38, in 1989 (tied 106:59, opponents 31:23).

**Least Time Spent In The Lead And Won**
0:00—vs. Oklahoma in Boulder, Sept. 29, 2007 (won 27-24).
0:09—vs. Washington State at Pullman, Sept. 22, 2012 (won 35-34).
0:12—vs. Stanford in Boulder, Sept. 6, 1990 (won 21-17).

**Most Time Spent In The Lead And Lost**
53:34—vs. Oklahoma State in Boulder, Nov. 10, 1979 (lost 21-20).

**Least Time Allowed Opponent In The Lead**
Game—0:00, several times.
Season—31:23, in 1989 (only 5 of 11 opponents ever held a lead).

## MISCELLANEOUS

**Miscellaneous Offensive Statistics**
Highest Average Yards Gained On First Down, Game—11.8 (25 for 295 yards), vs. Kansas State in Boulder, Nov. 20, 1954.
Highest Average Yards Gained On First Down, Season—7.23 (360 for 2,602 yards), in 1994.
Best Average Starting Field Position, Game—Colorado 45.9 (16/689), vs. Kansas State at Manhattan, Nov. 18, 1989.
Best Average Starting Field Position, Season—Colorado 36 (138 drives), in 1989.
Best Scoring Percentage Inside-The-20, Season—90.6 (29 of 32), in 1985.
Most Points Scored Off Opponent Turnovers, Game—27 (off six turnovers), vs. Texas at Austin, Oct. 25, 1997; 26 (off 10 turnovers), vs. Kansas in Boulder, Nov. 13, 1976.
Most Points Scored Off Opponent Turnovers, Season—108 (off 25 turnovers), in 1989.

## TOTAL DEFENSE/OPPONENT TEAM BESTS

**Plays Allowed**
Fewest, Game—35, vs. Nebraska at Lincoln, Nov. 18, 1961.
Most, Game—111, vs. Missouri at Columbia, Oct. 12, 1968.
Fewest, Season—482, in 1947.
Most, Season—948, in 2015.

**Yards Allowed**
Fewest, Quarter—minus-24, vs. Kansas State in Boulder, Oct. 24, 1992 (third).
Most, Quarter—322, by Fresno State at Fresno, Sept. 22, 2012 (first).
Fewest, Half—minus-16, vs. Kansas State in Boulder, Oct. 24, 1992 (second).
Most, Half—516, by Fresno State at Fresno, Sept. 22, 2012 (first).
Fewest, Game—16, vs. Kansas State in Boulder, Oct. 24, 1992 (40 pass, –24 rush).
Most, Game—875, vs. Oklahoma in Boulder, Oct. 4, 1980 (758 rush, 117 pass).
Fewest, Season—2,045, in 1958 (690 plays).
Most, Season—5,862, in 2012 (824 plays).

**Highest Average Per Play Allowed**
Game *(minimum 30 plays)*—11.74 (43 for 505 yards), vs. Indiana in Boulder, Sept. 27, 1980.
Game *(minimum 45 plays)*—11.04 (52 for 574 yards), vs. Arizona at Tucson, Nov. 10, 2012..
Game *(minimum 60 plays)*—10.94 (80 for 875 yards), vs. Oklahoma in Boulder, Oct. 4, 1980.
Season—7.11, in 2012 (824 for 5,862 yards).

**Lowest Average Per Play Allowed**
Game *(minimum 30 plays)*—0.34 (47 for 16 yards), vs. Kansas State in Boulder, Oct. 24, 1992.
Game *(minimum 40 plays)*—0.34 (47 for 16 yards), vs. Kansas State in Boulder, Oct. 24, 1992.
Game *(minimum 50 plays)*—1.46 (52 for 76 yards), vs. Iowa State in Boulder, Nov. 19, 1955.
Game *(minimum 60 plays)*—1.54 (63 for 97 yards), vs. Wichita State in Boulder, Sept. 27, 1975.
Game *(minimum 70 plays)*—2.34 (85 for 199 yards), vs. Iowa State at Ames, Oct. 5, 1968.
Game *(minimum 80 plays)*—2.34 (85 for 199 yards), vs. Iowa State at Ames, Oct. 5, 1968.
Game *(minimum 90 plays)*—3.86 (90 for 347 yards), vs. Kansas at Lawrence, Oct. 15, 1977.
Game *(minimum 100 plays)*—4.19 (111 for 465 yards), vs. Missouri at Columbia, Oct. 12, 1968.
Season—2.96, in 1958 (690 plays for 2,045 yards).

**Average Per Game Allowed**
Lowest, Season—204.5, in 1958 (2,045 in 10 games).
Highest, Season—488.5, in 2012 (5,862 in 12 games).

**First Downs Allowed**
Fewest, Game—0, vs. Nebraska at Lincoln, Nov. 18, 1961.
Most, Game—42, vs. Nebraska at Lincoln, Oct. 10, 1981.
Fewest Rushing, Game—0, on six occasions. Last: vs. Hawai'i in

Boulder, Sept. 18, 2010.
Most Rushing, Game—34, vs. Nebraska at Lincoln, Oct. 10, 1981.
Fewest Passing, Game—0, on several occasions. Last: vs. Nebraska at Lincoln, Nov. 12, 1988.
Most Passing, Game—25, vs. Texas Tech in Lubbock, Oct. 27, 2007.
Most Penalty, Game—6, vs. Colorado State in Denver, Sept. 5, 1998; vs. Arizona at Tucson, Nov. 8, 2014.
Fewest, Season—102, in 1958.
Most, Season—307, in 2011

**Third Down Efficiency Defense**
Best, Game—00.0 (0 of 12), vs. Kansas State in Boulder, Oct. 24, 1992.
Worst, Game—90.9 (10 of 11), vs. Oklahoma in Boulder, Oct. 4, 1980.
Best, Season—26.1 (31 of 119), in 1957.
Worst, Season—51.7 (60 of 116), in 1962.

**Third Down Conversions Attempted**
Most, Game—31 (made 19), Missouri at Columbia, Oct. 12, 1968.
Most, Season—206 (made 87), in 2015.
Fewest, Game—6 (made 0), Missouri in Boulder, Nov. 2, 1957.
Fewest, Season—116 (made 60), in 1962.

**Third Down Conversions Made**
Most, Game—19 (of 31), Missouri at Columbia, Oct. 12, 1968.
Most, Season—90 (of 185), in 1968.
Fewest, Game—0, five times. Last: Kansas State in Boulder, Oct. 24, 1992 (0 of 12).
Fewest, Season—31 (of 119), in 1957.

**Rushes Allowed**
Fewest, Game—12, vs. Texas Tech in Lubbock, Oct. 27, 2007.
Most, Game—99, vs. Missouri at Columbia, Oct. 12, 1968. ***(NCAA Record)***
Fewest, Season—357, in 1947.
Most, Season—645, in 1973.

**Rushing Yards Allowed**
Fewest, Quarter—minus-31, vs. Wichita State in Boulder, Sept. 27, 1975 (fourth; 8 attempts)
Most, Quarter—275, vs. Oklahoma in Boulder, Oct. 4, 1980 (third).
Fewest, Half—minus-57, vs. Wichita State in Boulder, Sept. 27, 1975 (second; 18 attempts).
Most, Half—449, vs. Oklahoma in Boulder, Oct. 4, 1980 (second).
Fewest, Game—minus-40, vs. Wichita State in Boulder, Sept. 27, 1975 (31 attempts).
Most, Game—758, vs. Oklahoma in Boulder, Oct. 4, 1980 (73 attempts).
Fewest, Season—1,143, in 2005 (422 attempts).
Least, Avg., Season—95.3, in 2005 (1,143 yards on 422 attempts).
Most, Season—3,493, in 1980 (620 attempts).

**Most Games Holding Opponent Under 100 Yards Rushing**
Season—8, in 2005.

**Most Consecutive Games Allowing A Touchdown Rushing**
19—Oct. 1, 1983 to Nov. 17, 1984 (two seasons).

**Most Consecutive Games Not Allowing A Touchdown Rushing**
11—Nov. 24, 1923 to Dec. 25, 1924 (two seasons).
4—on five occasions. Last: Nov. 17, 1990 to Sept. 21, 1991 (two seasons; modern era).

**Pass Attempts Allowed**
Fewest, Game—0, vs. Oklahoma in Boulder, Nov. 15, 1986.
Most, Game—65, vs. Texas Tech in Boulder, Oct. 26, 2002.
Fewest, Season—107, in 1948.
Most, Season—443, in 2007.

**Pass Completions Allowed**
Fewest, Game—0, on eight occasions. Last: vs. Oklahoma in Boulder, Nov. 15, 1986.
Most, Game—46, vs. Texas Tech in Lubbock, Oct. 27, 2007.
Fewest, Season—40, in 1948.
Most, Season—271, 2011.

**Completion Percentage**
Lowest, Game—0.0, on seven occasions. Last: vs. Oklahoma at Norman, Oct. 31, 1981 (0-of-4).
Highest, Game—91.7 (11 of 12), by Missouri in Boulder, Oct. 8, 1983.
Lowest, Season—40.4 (76-of-188), in 1979.
Highest, Season—68.0 (264-of-388), in 2010.

**Passing Yards Allowed**
Fewest, Quarter—minus-1, vs. Iowa State in Boulder, Nov. 19, 1955 (second; 2 completions); vs. Kansas State in Boulder, Oct. 24, 1992 (first; 2 completions).
Most, Quarter—236, vs. Nebraska in Boulder, Nov. 23, 2007 (second).
Fewest, Half—minus-1, vs. Iowa State in Boulder, Nov. 19, 1955 (first; 2 completions).
Most, Half—300, by Fresno State at Fresno, Sept. 22, 2012 (first).
Fewest, Game—minus-1, vs. Iowa State in Boulder, Nov. 19, 1955 (2 completions).
Most, Game—488, vs. Oklahoma at Norman, Oct. 30, 2010 (34 completions).
Fewest, Season—557, in 1960 (46 completions).
Most, Season—3,320, in 2011 (271 completions).

**Touchdown Passes Allowed**
Most, Game— 7, vs. Southern California at Los Angeles, Oct. 20, 2010; vs. California at Berkeley, Sept. 27, 2014.
Most, Season— 39, in 2012.

**Most Consecutive Games Allowing A Touchdown Pass**
36— Sept. 11, 2010 to Nov. 23, 2012 (three seasons).

**Most Consecutive Games Not Allowing A Touchdown Pass**
19—Nov. 23, 1922 to Dec. 25, 1924 (two seasons).
8—Oct. 15, 1960 to Sept. 30, 1961 (two seasons; modern era).

**Points Allowed**
Consecutive Quarters (Scoring)— 24, Sept. 8, 2012 to Oct. 27, 2012 (over seven games).
Consecutive Quarters (Shut Out)—37, Oct. 4, 1924 to Jan. 1, 1925 (modern record: 14, Nov. 28, 1953 to Oct. 2, 1954).
Consecutive Games—70, Oct.1, 2009 to Nov. 29, 2014 (six seasons; current).
First Quarter—35, by Fresno State at Fresno, Sept. 22, 2012.
Second Quarter—30, vs. Oklahoma State in Boulder, Oct. 29, 1983.
Third Quarter—48, vs. Nebraska at Lincoln, Oct. 22, 1983.
Fourth Quarter—35, vs. Kansas at Lawrence, Nov. 6, 2010.
Overtime—7, vs. Baylor in Boulder, Oct. 7, 2006 (1st & 2nd OT); vs. California at Berkeley, Sept. 27, 2014 (first OT).
First Half—56, vs. UCLA at Los Angeles, Sept. 13, 1980; vs. Oregon at Eugene, Oct. 27, 2012.
Second Half—55, vs. Nebraska at Lincoln, Oct. 22, 1983.
Half, Home—48, vs. Oklahoma in Boulder, Oct. 4, 1980 (second).
Fewest, Game—0, on 230 occasions. Last: vs. Wyoming in Boulder, Sept. 18, 2009.
Most, Game, Home—82, vs. Oklahoma in Boulder, Oct. 4, 1980.
Most, Game, Road—76, vs. Texas at Austin, Sept. 28, 1946.
Fewest, Season (11 games)—150, in 1989.
Most, Season—552, in 2012.

**Most Points Allowed In Winning A Game**
51—Colorado (65) vs. Nebraska in Boulder, Nov. 23, 2007.
47—Colorado (50) vs. Kansas in Boulder, Oct. 11, 2003 (OT).
42—Colorado (49) vs. Iowa State in Boulder, Nov. 9, 1996.

**Fewest Points Allowed In Losing A Game**
3—on four occasions. Last: Colorado (0) vs. Oklahoma (3) at Norman, Sept. 28, 1935.
7—Colorado (0) vs. Utah (7) at Salt Lake City, Nov. 2, 1946; Colorado (0) vs. Nebraska (7) at Lincoln, Nov. 12, 1988 (modern era).

**Touchdowns Allowed**
Quarter—7, vs. Nebraska at Lincoln, Oct. 22, 1983.
Half—8, vs. UCLA at Los Angeles, Sept. 13, 1980 (first); vs. Nebraska at Lincoln, Oct. 22, 1983 (second); vs. Fresno State at Fresno, Sept. 15, 2012 (first); vs. Oregon at Eugene, Oct. 27, 2012 (first).
Game—12, vs. Oklahoma in Boulder, Oct. 4, 1980.
Fewest, Season—12, in 1967 (8 rush, 4 pass).
Most, Season—73, in 2012 (28 rush, 39 pass, 6 return).

**Scoring Average Allowed**
Lowest, Season—9.1 (91 points in 10 games), in 1954.
Highest, Season—46.0 (552 points in 12 games), in 2012.

**Punting**
Fewest Punts, Game—0, on several occasions. Last: by Baylor in Boulder, Oct. 16, 2010.
Most Punts, Game—13, Colorado State in Boulder, Oct. 21, 1939;

Wyoming in Boulder, Oct. 12, 1946; Kansas State in Boulder, Oct. 24, 1992.
Most Punting Yards, Game—689, Kansas State in Boulder, Oct. 24, 1992.
Highest Average Per Punt, Game *(minimum 5)*—53.6 (10 for 536 yards), Oklahoma State in Boulder, Nov. 13, 1971.
Highest Average Per Punt, Game *(minimum 10)*—53.6 (10 for 536 yards), Oklahoma State in Boulder, Nov. 13, 1971. ***(NCAA Record)***

**Punt Returns**
Most Allowed, Game—9 (for 122 yards), vs. Wyoming at Laramie, Oct. 12, 1946.
Fewest Allowed, Season—11, in 1994.
Most Allowed, Season—34, in 1979 and 1980.
Most Punt Return Yards Allowed, Game—133 (6 returns), vs. Army at West Point, Oct. 4, 1947.
Most Punt Return Yards Allowed, Season—488 (31 returns), in 1958.
Lowest Average Per Return Allowed, Season—4.89 (18 for 88 yards), in 1997.
Highest Average Per Return Allowed, Season—19.1 (14 for 268 yards), in 1966.
Most Punt Return Touchdowns, Game—1, on 18 occasions.
Most Punt Return Touchdowns, Season—4, in 2009.

**Kickoff Returns**
Most Allowed, Game—11 (for 236 yards) vs. Arizona at Tucson, Oct. 11, 1958; 11 (for 179 yards) vs. Nebraska in Boulder, Nov. 23, 2007.
Fewest Allowed, Season—12 (for 333 yards), in 1980.
Most Allowed, Season—56 (for 1,206 yards), in 1994.
Most Kickoff Return Yards Allowed, Game—254 (6 returns), vs. Iowa State at Ames, Oct. 5, 1968.
Most Kickoff Return Yards Allowed, Season—1,206 (56 returns), in 1994.
Lowest Average Per Return Allowed, Season—13.7 (34 for 467 yards), in 1987.
Highest Average Per Return Allowed, Season—27.8 (12 for 333 yards), in 1980.
Most Kickoff Return Touchdowns, Game—1, on 16 occasions.
Most Kickoff Return Touchdowns, Season—2, in 2008 and 2012.

**Interception Returns**
*Interceptions—Reference Colorado Team Passing.*
Most Interception Return Yards Allowed, Game—98, Texas Tech at Lubbock, Nov. 17, 1962.
Most Interception Return Yards Allowed, Season—402 (22 interceptions), in 1982.
Lowest Average Per Return Allowed, Season—0.25 (4 for 1 yard), in 1994.
Highest Average Per Return Allowed, Season—18.7 (15 for 280 yards), in 2014.
Most Interception Return Touchdowns Allowed, Game—1, on several occasions.
Most Interception Return Touchdowns Allowed, Season—3, in 1982, 1992, 2001 and 2012.

**Return Yards**
Fewest Allowed, Game—minus 11, vs. Texas in Boulder, Sept. 4, 1993 (–11 punt).
Most Allowed, Game—205, vs. Texas at Austin, Oct. 1, 2009 (113 punt, 92 interception).
Fewest Allowed, Season—80, in 1989 (76 punt, 4 interception).
Most Allowed, Season—676, in 1982 (274 punt, 402 interception).

**Fumbles (Opponent)**
Most, Game—9, by Oklahoma in Boulder, Oct. 4, 1980; by Oklahoma at Norman, Oct. 22, 1987.
Fewest, Season—14, in 2014.
Most, Season—48, in 1976.
Most Lost, Game—6, by Oregon at Eugene, Oct. 8, 1955; by Oklahoma State at Stillwater, Nov. 19, 1960; by Kansas in Boulder, Nov. 13, 1976.
Most Lost, Season—30, in 1976.
Fewest Lost, Season—7, in 1994.
Most Touchdowns, Recoveries & Returns, Season—4, in 1995.

**Turnovers**
Consecutive Games Forced, Colorado—55, Sept. 28, 1974 to Sept. 15, 1979.
Consecutive Games Forced, Opponent—65, Sept. 25, 1976 to Sept. 18, 1982.
Most Forced, Game—10, vs. Kansas in Boulder, Nov. 13, 1976 (six fumbles, four interceptions).
Most Forced, Season—49, in 1976 (30 fumbles, 19 interceptions).
Least Forced, Season—11, in 2014 (8 fumbles, 3 interceptions).

**Penalties**
Fewest Penalties, Game—0, by Utah in Boulder, Sept. 28, 1957; by Nebraska in Boulder, Oct. 28, 1995.
Most Penalties, Game—18, by San Jose State in Boulder, Sept. 23, 1978.
Fewest Penalty Yards, Game—0, by Utah in Boulder, Sept. 28, 1957; by Nebraska in Boulder, Oct. 28, 1995.
Most Penalty Yards, Game—176, by San Jose State in Boulder, Sept. 23, 1978.

**Tackles For Loss**
Game, By Colorado—18 (for 104 yards), vs. Missouri at Columbia, Nov. 4, 2000.
Game, By Opponent—14 (for 85 yards), Oregon in Boulder, Sept. 8, 1979.
Season, By Colorado—113 (for 470 yards), in 1992.
Season, By Opponent—96 (for 421 yards), in 2012.

**Quarterback Sacks**
Consecutive Games With a Quarterbacks Sack, Colorado—25, Oct. 4, 2008 to Oct. 9, 2010.
Game, By Colorado—14 (for 96 yards), vs. Missouri at Columbia, Nov. 4, 2000.
Game, By Opponent—11 (for 60 yards), Nebraska at Lincoln, Oct. 27, 1979.
Season, By Colorado—41 (for 231 yards), in 1990; (for 311 yards), in 1992.
Season, By Opponent—55 (for 389 yards), in 1979.

**Most Passes Broken Up**
Game, By Colorado—18, vs. Texas A & M at College Station, Sept. 28, 1996.
Game, By Opponent—12, Nebraska at Lincoln, Nov. 29, 1996.
Season, By Colorado—86, in 1996.
Season, By Opponent—70, in 1984.

**Most Safeties**
Game, By Colorado—1, on several occasions.
Game, By Opponent—2, Oklahoma State at Stillwater, Oct. 27, 1984.
Season, By Colorado—3, in 1990.
Season, By Opponent—2, in 1982, 1984, 2008, 2010.

**Most Blocked Kicks**
Game, By Colorado—2, on several occasions. Last: vs. Toledo at Toledo, Sept. 11, 2009.
Game, By Opponent—2, on several occasions. Last: Kansas State in Manhattan, Oct. 18, 2003.
Season, By Colorado—7, in 1995.
Season, By Opponent—7, in 1995 and 2003.
Recovered/Returned For Touchdown, Season, By Colorado—1, on seven occasions.
Recovered/Returned For Touchdown, Season, By Opponent—2, in 1995 and 2003.

**Most Defensive Extra Points**
Game, By Colorado—1, vs. Nebraska in Boulder, Nov. 2, 1991.
Season, By Colorado—1, in 1991.
*(The opponent has not scored a defensive extra point in CU history.)*

## ALL-TIME POINT DIFFERENTIAL (1890-2015)

*(36 ties)*

| Margin | 1 | 2 | 3 | 4 | 5 | 6 | 7 | 8 | 9 | 10 | 11 | 12 | 13 | 14 | 15 | 16 | 17 | 18 | 19 | 20 | 21 | 22 | 23 | 24 | 25 | 26 | 27 | 28 | 29 | 30 | 31 | 32 | 33 | 34 | 35 | 36 |
|---|---|---|---|---|---|---|---|---|---|---|---|---|---|---|---|---|---|---|---|---|---|---|---|---|---|---|---|---|---|---|---|---|---|---|---|---|
| Won | 27 | 15 | 36 | 18 | 17 | 37 | 37 | 16 | 13 | 27 | 14 | 13 | 22 | 36 | 14 | 8 | 23 | 13 | 15 | 24 | 21 | 10 | 10 | 17 | 13 | 7 | 11 | 17 | 8 | 7 | 15 | 5 | 8 | 16 | 4 | 7 |
| Lost | 17 | 13 | 38 | 18 | 10 | 30 | 32 | 13 | 12 | 14 | 10 | 13 | 15 | 26 | 5 | 15 | 15 | 10 | 4 | 9 | 17 | 4 | 10 | 13 | 10 | 4 | 10 | 13 | 3 | 2 | 3 | 6 | 4 | 6 | 10 | 1 |

| Margin | 37 | 38 | 39 | 40 | 41 | 42 | 43 | 44 | 45 | 46 | 47 | 48 | 49 | 50 | 51 | 52 | 53 | 54 | 55 | 56 | 57 | 58 | 59 | 60 | 61 | 62 | 63 | 64 | 67 | 69 | 75 | 76 | 103 | 109 | Total |
|---|---|---|---|---|---|---|---|---|---|---|---|---|---|---|---|---|---|---|---|---|---|---|---|---|---|---|---|---|---|---|---|---|---|---|---|
| Won | 2 | 6 | 5 | 4 | 7 | 9 | 3 | 3 | 1 | 8 | 3 | 5 | 0 | 1 | 2 | 4 | 2 | 4 | 0 | 0 | 2 | 2 | 0 | 1 | 3 | 1 | 1 | 1 | 1 | 1 | 1 | 0 | 0 | 1 | **— 685** |
| Lost | 1 | 6 | 5 | 4 | 5 | 6 | 1 | 5 | 4 | 2 | 1 | 2 | 1 | 1 | 0 | 1 | 0 | 0 | 1 | 1 | 1 | 2 | 1 | 0 | 1 | 0 | 0 | 0 | 1 | 0 | 0 | 1 | 1 | 0 | **— 490** |

# OFFENSIVE SINGLE GAME TEAM BESTS

## FIRST DOWNS

### Total

| | | |
|---|---|---|
| 39 | Northwestern | 1978 |
| 39 | at California (2 OT) | 2014 |
| 37 | Missouri | 1991 |
| 35 | at Kansas State | 1957 |
| 35 | San Jose State | 1999 |
| 35 | Kansas | 2003 |
| 34 | North Texas | 2004 |
| 34 | New Mexico State | 2005 |
| 34 | at UCLA | 2015 |
| 33 | at Arizona | 1958 |
| 33 | at Air Force | 1970 |
| 33 | at Kansas | 1994 |
| 33 | at Colorado State | 1996 |
| 33 | Miami-Ohio | 2007 |
| 33 | Nichols State | 2015 |

*(11 games between 30 and 32)*

### By Rushing

| | | |
|---|---|---|
| 35 | Northwestern | 1978 |
| 29 | at Arizona | 1958 |
| 28 | Missouri | 1991 |
| 26 | Air Force | 1958 |
| 25 | at Air Force | 1970 |

### By Passing

| | | |
|---|---|---|
| 26 | at California (2 OT) | 2014 |
| 24 | North Texas | 2004 |
| 22 | NE Louisiana | 1995 |
| 22 | Kansas | 2003 |
| 20 | Oklahoma State | 1996 |
| 20 | Oklahoma State | 2000 |

### By Penalty

| | | |
|---|---|---|
| 7 | at Arizona State | 2007 |
| 7 | at Kansas | 2010 |
| 7 | at UCLA | 2013 |
| 5 | on 8 occasions | |

## TOTAL OFFENSE

### Yards

| | | |
|---|---|---|
| 767 | San Jose State | 1999 |
| 758 | NE Louisiana | 1995 |
| 676 | Oklahoma State | 1971 |
| 675 | Air Force | 1970 |
| 662 | at Iowa State | 1989 |
| 656 | Missouri | 1991 |
| 649 | NE Louisiana | 1994 |
| 647 | at Kansas State | 1957 |
| 645 | at Colorado State | 1996 |
| 639 | at Kansas | 1994 |
| 636 | Nicholls State | 2015 |
| 634 | Kansas State | 1990 |
| 634 | Miami-Ohio | 2007 |
| 630 | at California (2 OT) | 2014 |
| 627 | Utah | 1951 |
| 625 | at Arizona | 1958 |
| 612 | Minnesota | 1991 |
| 598 | Kansas | 1993 |
| 598 | Kansas | 2003 |
| 595 | Missouri | 1989 |
| 591 | Iowa State | 1996 |
| 586 | North Texas | 2004 |
| 582 | Nebraska | 2001 |
| 582 | California (OT) | 2011 |
| 587 | at Kansas State | 1989 |
| 581 | Northwestern | 1978 |

*(61 games between 500 and 576)*

### Total Plays

| | | |
|---|---|---|
| 114 | at UCLA | 2015 |
| 110 | at California (2 OT) | 2014 |
| 105 | Kansas State | 1992 |
| 100 | Kansas | 1970 |
| 100 | at Air Force | 1970 |
| 99 | at Oklahoma | 1969 |
| 98 | at Kansas State | 1974 |
| 98 | at Baylor | 1999 |
| 95 | Indiana | 1980 |
| 95 | at Southern Cal | 2014 |
| 94 | California | 1975 |

*(15 games between 90 and 93)*

### Average Per Attempt

| | | |
|---|---|---|
| 13.11 | Kansas State | 1954 |
| 9.78 | Colorado State | 1954 |
| 9.58 | Drake | 1954 |
| 9.41 | NE Louisiana | 1994 |
| 9.24 | San Jose State | 1999 |
| 9.19 | at Iowa State | 1989 |
| 9.13 | NE Louisiana | 1995 |
| 8.78 | at Missouri | 1996 |
| 8.56 | Nebraska | 2001 |
| 8.51 | at Kansas State | 1957 |

*(51 games between 7.04 and 8.47)*

### Touchdowns

| | | |
|---|---|---|
| 9 | Wyoming | 1940 |
| 9 | at Arizona | 1958 |
| 9 | NE Louisiana | 1995 |
| 9 | San Jose State | 1999 |
| 9 | Nebraska | 2001 |
| 8 | Utah | 1951 |
| 8 | Colorado State | 1952 |
| 8 | Drake | 1954 |
| 8 | Wyoming | 1971 |
| 8 | Northwestern | 1978 |
| 8 | Kansas State | 1988 |
| 8 | at Kansas State | 1989 |
| 8 | Kansas State | 1990 |
| 8 | Minnesota | 1991 |
| 8 | Nebraska | 2007 |
| 8 | at California (2 OT) | 2014 |
| 7 | on 14 occasions | |

## RUSHING

### Yards

| | | |
|---|---|---|
| 551 | at Arizona | 1958 |
| 518 | at Kansas State | 1989 |
| 505 | Oklahoma State | 1971 |
| 502 | Missouri | 1991 |
| 493 | Kansas State | 1954 |
| 483 | Northwestern | 1978 |
| 482 | at Air Force | 1970 |
| 478 | at Kansas State | 1957 |
| 473 | Cincinnati | 1972 |
| 452 | Utah | 1951 |
| 452 | Colorado State | 1989 |
| 451 | Drake | 1976 |
| 447 | at Iowa State | 1989 |
| 446 | Fresno State | 1988 |
| 441 | Utah State | 1937 |
| 439 | Missouri | 1989 |
| 438 | Colorado State | 1937 |
| 437 | California | 1975 |
| 430 | Drake | 1954 |

*(19 games between 400 and 429)*

### Attempts

| | | |
|---|---|---|
| 87 | Kansas | 1970 |
| 83 | at Air Force | 1970 |
| 80 | at Kansas State | 1951 |
| 80 | Stanford | 1987 |
| 79 | California | 1975 |
| 79 | at Kansas State | 1976 |
| 79 | San Jose State | 1978 |
| 79 | Northwestern | 1978 |
| 78 | Missouri | 1967 |
| 78 | Indiana | 1980 |

### Average Per Attempt

| | | |
|---|---|---|
| 13.69 | Kansas State | 1954 |
| 10.12 | Colorado State | 1954 |
| 10.00 | Drake | 1954 |
| 9.04 | NE Louisiana | 1994 |
| 8.90 | at Kansas | 2002 |
| 8.35 | at Arizona | 1958 |
| 8.24 | at Kansas State | 1957 |
| 8.17 | Kansas | 1989 |
| 8.09 | Iowa State | 1994 |
| 7.54 | Oklahoma State | 1971 |

### Touchdowns

| | | |
|---|---|---|
| 8 | at Arizona | 1958 |
| 8 | Northwestern | 1978 |
| 8 | at Kansas State | 1989 |
| 8 | Nebraska | 2001 |
| 7 | Wyoming | 1971 |
| 7 | Cincinnati | 1972 |
| 7 | Missouri | 1989 |
| 7 | Kansas | 1989 |
| 6 | on 20 occasions | |

## PASSING

### Yards

| | | |
|---|---|---|
| 533 | NE Louisiana | 1995 |
| 474 | San Jose State | 1999 |
| 474 | California (OT) | 2011 |
| 457 | at Missouri | 1996 |
| 455 | at California (2 OT) | 2014 |
| 419 | Kansas | 2003 |
| 418 | Oklahoma | 1992 |
| 409 | Colorado State | 1992 |
| 405 | at Baylor | 1992 |
| 402 | Oklahoma State | 1996 |
| 402 | Colorado State | 2003 |
| 401 | Iowa State | 1996 |
| 401 | Texas A&M | 2005 |
| 401 | at Arizona State | 2015 |
| 400 | Colorado State | 2013 |

*(39 games between 300 and 399)*

### Attempts

| | | |
|---|---|---|
| 67 | at California (2 OT) | 2014 |
| 64 | at Toledo | 2009 |
| 58 | at UCLA | 2015 |
| 55 | Washington State | 2003 |
| 54 | Kansas | 2003 |
| 54 | Florida State | 2007 |
| 54 | at West Virginia | 2009 |
| 54 | Arizona State | 2014 |
| 53 | Texas Tech | 2010 |
| 52 | at Kansas State | 1982 |
| 52 | Washington | 2014 |
| 51 | Nebraska | 1982 |
| 51 | Fresno State | 2001 |
| 51 | Utah | 2012 |
| 50 | on 3 occasions | |

### Completions

| | | |
|---|---|---|
| 46 | at California (2OT) | 2014 |
| 38 | Kansas | 2003 |
| 37 | at UCLA | 2015 |
| 36 | Washington | 2014 |
| 35 | Arizona State | 2014 |
| 34 | Florida State | 2007 |
| 33 | Oklahoma | 1992 |
| 33 | Colorado State | 2013 |
| 32 | Washington State | 2003 |
| 32 | Oregon State | 2014 |
| 31 | on five occasions | |
| 30 | on four occasions | |

### Completion Percentage

*(minimum 15 attempts)*

| | | |
|---|---|---|
| 81.3 | at Baylor | 1992 |
| 80.0 | at Kansas | 1975 |
| 80.0 | North Texas | 2004 |
| 80.0 | at Arizona | 2012 |
| 78.9 | Colorado State | 2001 |
| 77.8 | Minnesota | 1991 |
| 77.4 | Southern Cal | 2015 |
| 77.3 | Missouri | 2001 |
| 76.3 | Texas A&M | 2005 |
| 75.0 | at Iowa State | 1981 |
| 75.0 | NE Louisiana | 1994 |
| 75.0 | Missouri | 2005 |
| 75.0 | Baylor | 2010 |

### Touchdowns

| | | |
|---|---|---|
| 7 | at California (2 OT) | 2014 |
| 5 | at Oklahoma | 1995 |
| 5 | at Oklahoma State | 1995 |
| 5 | Iowa State | 1996 |
| 4 | Baylor | 1973 |
| 4 | Oklahoma State | 1990 |
| 4 | Colorado State | 1992 |
| 4 | at Baylor | 1992 |
| 4 | NE Louisiana | 1995 |
| 4 | Oklahoma | 1999 |
| 4 | Colorado State | 2003 |
| 4 | Kansas | 2005 |
| 4 | Iowa State | 2008 |
| 4 | at Toledo | 2009 |
| 4 | Kansas State | 2010 |
| 3 | on 43 occasions | |

### Interceptions

| | | |
|---|---|---|
| 5 | Wyoming | 1935 |
| 5 | at Utah | 1946 |
| 5 | Oklahoma | 1962 |
| 5 | at Texas Tech | 1976 |
| 5 | at Oklahoma State | 1983 |
| 5 | Oklahoma | 1992 |
| 4 | on 28 occasions | |

## SCORING

### Points *(post-World War I)*

| | | |
|---|---|---|
| 66 | NE Louisiana | 1995 |
| 65 | at Arizona | 1958 |
| 65 | Nebraska | 2007 |
| 64 | Kansas State | 1990 |
| 63 | San Jose State | 1999 |
| 62 | Wyoming | 1940 |
| 62 | Boston College | 1999 |
| 62 | Nebraska | 2001 |
| 61 | Colorado State | 1952 |
| 61 | Drake | 1954 |
| 61 | Iowa State | 1970 |
| 60 | Northern Colorado | 1923 |
| 59 | at Kansas State | 1989 |
| 58 | Colorado Mines | 1935 |
| 58 | Minnesota | 1991 |
| 57 | at Baylor | 1992 |

## RETURN YARDS

### Yards

| | | |
|---|---|---|
| 240 | Wyoming | 1940 |
| 217 | Colorado College | 1944 |
| 217 | at Nebraska | 1967 |
| 216 | Kansas State | 1948 |
| 208 | Kansas State | 1992 |
| 201 | Utah | 1936 |
| 184 | Boston College | 1999 |
| 183 | Texas Tech | 2002 |
| 177 | Iowa State | 1967 |
| 176 | Oklahoma State | 1961 |
| 176 | Nebraska | 2007 |
| 175 | Air Force | 1971 |
| 172 | Oklahoma State | 1990 |
| 166 | at Ohio State | 1986 |
| 160 | Texas (at Irving) | 2001 |

# DEFENSIVE SINGLE GAME TEAM BESTS

## FIRST DOWNS

### Total

| | | |
|---|---|---|
| 0 | at Nebraska | 1961 |
| 3 | Kansas State | 1992 |
| 4 | Colorado Mines | 1942 |
| 4 | at Kansas | 1954 |
| 4 | at Kansas State | 1961 |
| 4 | at Kansas State | 1967 |
| 5 | on six occasions | |

### Rushing

| | | |
|---|---|---|
| 0 | Iowa State | 1946 |
| 0 | Utah | 1951 |
| 0 | at Nebraska | 1961 |
| 0 | Oklahoma | 1999 |
| 0 | Colorado State | 2004 |
| 0 | Hawai'i | 2010 |
| 1 | at Kansas State | 1951 |
| 1 | Wichita State | 1975 |
| 1 | at Arizona | 1985 |
| 1 | at Kansas State | 1989 |
| 1 | Washington State | 1996 |
| 1 | Kansas | 1999 |
| 1 | New Mexico State | 2005 |

### Passing

| | | |
|---|---|---|
| 0 | on 20 occasions | |
| Last: | at Nebraska | 1988 |

## TOTAL DEFENSE

### Yards

| | | |
|---|---|---|
| 16 | Kansas State | 1992 |
| 31 | at Nebraska | 1961 |
| 37 | at Kansas State | 1965 |
| 56 | at Kansas | 1954 |
| 76 | Iowa State | 1955 |
| 80 | Wyoming | 1947 |
| 84 | at Colorado State | 1957 |
| 86 | Colorado State | 1952 |
| 90 | Colorado Mines | 1942 |
| 96 | Colorado State | 1939 |
| 99 | at Kansas State | 1967 |
| 109 | at Utah State | 1949 |

*(88 games between 113 and 199)*

### Attempts

| | | |
|---|---|---|
| 35 | at Nebraska | 1961 |
| 38 | Oklahoma | 1960 |
| 39 | Missouri | 1957 |
| 40 | Kansas State | 1960 |
| 41 | at Kansas State | 1951 |
| 41 | at Kansas | 1954 |
| 42 | at Iowa State | 1960 |
| 43 | at Wyoming | 1946 |
| 43 | at Kansas State | 1955 |
| 43 | Missouri | 1967 |
| 43 | Indiana | 1980 |

### Average Per Attempt

| | | |
|---|---|---|
| 0.34 | Kansas State | 1992 |
| 0.70 | at Kansas State | 1965 |
| 0.89 | at Nebraska | 1961 |
| 1.37 | at Kansas | 1954 |
| 1.46 | Iowa State | 1955 |
| 1.48 | Wyoming | 1947 |
| 1.54 | Colorado State | 1952 |
| 1.54 | Wichita State | 1975 |
| 1.65 | at Colorado State | 1957 |
| 1.92 | at Kansas State | 1961 |
| 1.97 | Oklahoma State | 1971 |
| 1.98 | Iowa State | 1946 |

## RUSHING

### Yards

| | | |
|---|---|---|
| –40 | Wichita State | 1975 |
| –24 | Colorado State | 1952 |
| –24 | Kansas State | 1992 |
| –19 | at Kansas State | 1965 |
| –11 | Oklahoma | 1999 |
| – 8 | Kansas | 2009 |
| – 6 | Iowa State | 2010 |
| 3 | at Iowa State | 1969 |
| 5 | Washington State | 1996 |
| 5 | New Mexico State | 2005 |
| 7 | Hawai'i | 2010 |
| 14 | at Kansas | 1954 |
| 15 | at Kansas State | 1951 |
| 15 | Utah State | 1998 |
| 15 | at Washington State | 2004 |
| 15 | Colorado State | 2006 |
| 16 | Missouri | 1989 |
| 16 | at Kansas State | 1989 |
| 20 | Colorado Mines | 1942 |
| 20 | Kansas State | 1969 |

### Attempts

| | | |
|---|---|---|
| 12 | at Texas Tech | 2007 |
| 13 | at Kansas State | 1951 |
| 13 | Hawai'i | 2010 |
| 15 | Texas Tech | 2006 |
| 17 | Oklahoma | 1999 |
| 17 | Miami-Ohio | 2007 |
| 18 | at Baylor | 2007 |
| 19 | Texas A&M | 2001 |
| 20 | at Air Force | 1970 |
| 20 | at Missouri | 1994 |
| 21 | on four occasions | |

### Average Per Attempt

| | | |
|---|---|---|
| –1.29 | Wichita State | 1975 |
| –1.00 | Kansas State | 1992 |
| –0.83 | Colorado State | 1952 |
| –0.66 | at Kansas State | 1965 |
| –0.65 | Oklahoma | 1999 |
| –0.36 | Kansas | 2009 |
| –0.23 | Iowa State | 2010 |
| 0.06 | at Iowa State | 1969 |
| 0.23 | New Mexico State | 2005 |
| 0.24 | Washington State | 1996 |
| 0.38 | at Washington State | 2004 |
| 0.41 | at Kansas | 1953 |
| 0.44 | Colorado State | 2006 |
| 0.52 | Utah State | 1998 |
| 0.54 | Hawai'i | 2010 |
| 0.62 | Missouri | 1989 |
| 0.67 | at Colorado State | 1957 |
| 0.67 | at Kansas State | 1989 |

*(9 games between 0.67 and 0.99)*

## PASSING

### Yards

| | | |
|---|---|---|
| –1 | Iowa State | 1955 |
| 0 | at Missouri | 1941 |
| 0 | Utah | 1949 |
| 0 | at Kansas State | 1953 |
| 0 | at Oklahoma | 1957 |
| 0 | at Nebraska | 1961 |
| 0 | at Louisiana State | 1974 |
| 0 | at Oklahoma | 1975 |
| 0 | at Oklahoma | 1981 |
| 0 | Oklahoma | 1986 |
| 3 | Nebraska | 1987 |

*(8 games between 5 and 10 yards)*

### Attempts

| | | |
|---|---|---|
| 0 | Oklahoma | 1986 |
| 1 | at Oklahoma | 1975 |
| 2 | at Kansas State | 1953 |
| 2 | at Texas Tech | 1962 |
| 2 | Oklahoma | 1978 |
| 3 | at Missouri | 1960 |
| 3 | at Missouri | 1962 |
| 3 | at Louisiana State | 1974 |
| 4 | on four occasions | |

### Completions

| | | |
|---|---|---|
| 0 (of 12) | at Nebraska | 1961 |
| 0 (of 7) | Utah | 1949 |
| 0 (of 7) | at Oklahoma | 1957 |
| 0 (of 4) | at Missouri | 1941 |
| 0 (of 4) | at Oklahoma | 1981 |
| 0 (of 3) | at Louisiana State | 1974 |
| 0 (of 2) | at Kansas State | 1953 |
| 0 (of 1) | at Oklahoma | 1975 |
| 0 (of 0) | Oklahoma | 1986 |
| 1 | on 17 occasions | |

### Interceptions

| | | |
|---|---|---|
| 7 | Colorado State | 1924 |
| 7 | Utah | 1953 |
| 6 | Colorado State | 1952 |
| 6 | at Oregon | 1967 |
| 6 | Iowa State | 1988 |
| 5 | Colorado Mines | 1937 |
| 5 | Air Force | 1973 |
| 5 | at Oklahoma State | 1982 |
| 5 | at Kansas | 1983 |
| 5 | Oklahoma State | 1992 |
| 5 | at Texas | 1997 |
| 5 | at Texas Tech | 2003 |
| 4 | on 31 occasions | |

## QUARTERBACK SACKS

### Number

| | | |
|---|---|---|
| 14- 96 | at Missouri | 2000 |
| 13-102 | at Iowa State | 1969 |
| 9- 57 | at Iowa State | 1995 |
| 9- 53 | at Iowa State | 2010 |
| 9- 48 | Wyoming | 1991 |
| 9- 55 | at Kansas State | 1991 |
| 9- 80 | Iowa | 1992 |
| 8- 59 | at Kansas | 1971 |
| 8- 61 | Wichita State | 1975 |
| 8- 41 | Iowa State | 1967 |
| 8- 65 | at Washington State | 2004 |
| 7 | on 5 occasions | |

## TURNOVERS

### Most Turnovers Forced

| | | |
|---|---|---|
| 10 | Kansas | 1976 |
| 9 | at Oregon | 1967 |
| 8 | Kansas | 1949 |
| 8 | at Iowa State | 1985 |
| 8 | Iowa State | 1988 |
| 8 | Colorado State | 1952 |
| 8 | Utah | 1953 |
| 8 | at Nebraska | 1967 |
| 8 | Air Force | 1973 |
| 8 | at Kansas State | 1976 |
| 8 | at Oklahoma State | 1982 |
| 8 | Kansas State | 1983 |
| 8 | Oklahoma State | 1992 |
| 7 | on 3 occasions | |



## OFFENSE / COLORADO

| Year | G | First Downs Rush | Pass | Pen | Total | Rushing Att. | Yards | Avg. Att. | Game | TD | Rank Conf | NCAA | Passing A-C-I | Yards | Avg. Game | TD | Rank Conf | NCAA |
|---|---|---|---|---|---|---|---|---|---|---|---|---|---|---|---|---|---|---|
| **1937** | 8 | | | | 113 | | 2519 | | 314.9 | 30 | | | 68- 27- 9 | 527 | 65.9 | 2 | | |
| **1946** | 10 | 63 | 22 | 2 | 87 | 438 | 1432 | 3.3 | 143.2 | 7 | | | 116- 49-14 | 745 | 74.5 | 7 | | |
| **1947** | 9 | 60 | 41 | 6 | 107 | 366 | 1111 | 3.0 | 123.4 | 7 | | | 145- 60-22 | 965 | 96.5 | 6 | | |
| **1948** | 9 | 74 | 21 | 2 | 97 | 408 | 1507 | 3.7 | 167.4 | 16 | | | 120- 44-15 | 714 | 79.3 | 6 | | |
| **1949** | 10 | 85 | 31 | 4 | 120 | 485 | 1583 | 3.3 | 158.3 | 13 | *6* | | 153- 60-14 | 861 | 86.1 | 6 | *6* | |
| **1950** | 10 | 106 | 43 | 5 | 154 | 502 | 1959 | 3.9 | 195.9 | 24 | 5 | | 144- 78-14 | 1228 | 122.8 | 7 | *2* | |
| **1951** | 10 | 117 | 30 | 3 | 150 | 565 | 2516 | 4.5 | 251.6 | 31 | *2* | *15* | 150- 71- 9 | 1059 | 105.9 | 8 | *4* | |
| **1952** | 10 | 98 | 27 | 4 | 129 | 509 | 2232 | 4.5 | 223.2 | 23 | *3* | *25* | 117- 57- 7 | 781 | 78.1 | 8 | *5* | |
| **1953** | 10 | 107 | 28 | 4 | 139 | 478 | 2031 | 4.3 | 203.1 | 18 | *3* | | 118- 48-19 | 737 | 73.7 | 9 | *4* | |
| **1954** | 10 | 135 | 18 | 3 | 156 | 492 | 3160 | **6.4** | 316.0 | 34 | *1* | *3* | 72- 33- 7 | 470 | 47.0 | 7 | *7* | |
| **1955** | 10 | 109 | 34 | 3 | 146 | 507 | 1938 | 3.8 | 193.8 | 21 | *2* | | 116- 47-11 | 875 | 87.5 | 8 | *2* | |
| **1956** | 10 | 124 | 16 | 8 | 148 | 501 | 2521 | 5.0 | 252.1 | 28 | *2* | *12* | 76- 29- 6 | 464 | 46.4 | 6 | *7* | |
| **1957** | 10 | 176 | 42 | 2 | 220 | 616 | 3224 | 5.2 | 322.4 | 27 | *1* | *1* | 127- 58-11 | 928 | 92.8 | 8 | *1* | |
| **1958** | 10 | 129 | 31 | 7 | 167 | 523 | 2495 | 4.8 | 249.5 | 21 | *2* | *5* | 153- 62- 8 | 634 | 63.4 | 5 | *5* | |
| **1959** | 10 | 79 | 65 | 12 | 156 | 472 | 1331 | 2.8 | 133.1 | 13 | *6* | | 242-115-14 | 1355 | 135.5 | 8 | *1* | *18* |
| **1960** | 10 | 99 | 33 | 9 | 141 | 491 | 1787 | 3.6 | 178.7 | 17 | *6* | | 143- 56- 8 | 865 | 86.5 | 3 | *1* | |
| **1961** | 10 | 102 | 55 | 6 | 163 | 471 | 1919 | 4.1 | 191.9 | 13 | *3* | | 178- 78-13 | 1182 | 118.2 | 9 | *1* | *25* |
| **1962** | 10 | 83 | 58 | 8 | 149 | 444 | 1340 | 3.0 | 134.0 | 10 | *7* | | 261-118-20 | 1160 | 116.0 | 5 | *1* | |
| **1963** | 10 | 88 | 32 | 7 | 127 | 462 | 1670 | 3.6 | 167.0 | 12 | *4* | | 114- 54- 5 | 722 | 72.2 | 3 | *5* | |
| **1964** | 10 | 90 | 41 | 9 | 140 | 515 | 1489 | 2.9 | 148.9 | 11 | *5* | | 121- 63-12 | 700 | 70.0 | 1 | *7* | |
| **1965** | 10 | 83 | 53 | 5 | 141 | 534 | 1844 | 3.5 | 184.4 | 15 | *4* | | 195- 88-14 | 1217 | 121.7 | 3 | *2* | |
| **1966** | 10 | 116 | 51 | 7 | 174 | 523 | 2224 | 4.3 | 222.4 | 21 | *1* | *10* | 158- 72-13 | 941 | 94.1 | 3 | *5* | |
| **1967** | 10 | 127 | 42 | 5 | 174 | 530 | 2043 | 3.9 | 204.3 | 22 | *2* | *22* | 165- 90- 8 | 1074 | 107.4 | 4 | *5* | |
| **1968** | 10 | 118 | 74 | 9 | 201 | 488 | 2158 | 4.4 | 215.8 | 23 | *4* | | 238-119-13 | 1447 | 144.7 | 7 | *4* | |
| **1969** | 10 | 124 | 48 | 4 | 176 | 586 | 2212 | 3.8 | 221.2 | 25 | *3* | *21* | 198- 81-12 | 1226 | 122.6 | 4 | *7* | |
| **1970** | 10 | 157 | 56 | 11 | 224 | 625 | 2998 | 4.8 | 299.8 | 28 | *1* | *4* | 215- 88-13 | 1231 | 123.1 | 6 | *6* | |
| **1971** | 11 | 158 | 61 | 9 | 228 | 624 | 3094 | 5.0 | 281.3 | 33 | *2* | *11* | 196- 78-16 | 1444 | 131.3 | 10 | *4* | |
| **1972** | 11 | 142 | 62 | 16 | 220 | 629 | 2753 | 4.4 | 250.3 | 27 | 3 | | 204- 96- 8 | 1249 | 113.5 | 7 | *5* | |
| **1973** | 11 | 124 | 55 | 12 | 191 | 526 | 2397 | 4.6 | 217.9 | 18 | *6* | | 175- 85-15 | 1285 | 116.8 | 3 | *3* | |
| **1974** | 11 | 136 | 59 | 3 | 198 | 621 | 2441 | 3.9 | 221.9 | 21 | *3* | | 201- 97-13 | 1258 | 114.4 | 5 | *3* | |
| **1975** | 11 | 164 | 65 | 14 | 243 | 659 | 3021 | 4.6 | 274.6 | 28 | *3* | | 202-112- 7 | 1450 | 131.8 | 9 | *3* | |
| **1976** | 11 | 144 | 58 | 14 | 216 | 651 | 2659 | 4.1 | 241.7 | 31 | *5* | | 196- 84-21 | 1235 | 112.3 | 4 | *5* | |
| **1977** | 11 | 134 | 64 | 12 | 210 | 633 | 2818 | 4.5 | 256.2 | 27 | *4* | | 201- 87-14 | 1342 | 122.0 | 5 | *2* | |
| **1978** | 11 | 158 | 53 | 4 | 215 | 657 | 2416 | 3.7 | 219.6 | 26 | *4* | *43* | 185- 86-14 | 1059 | 96.3 | 3 | *6* | *113* |
| **1979** | 11 | 111 | 60 | 8 | 179 | 517 | 1538 | 3.0 | 139.8 | 9 | *7* | *112* | 260-122-17 | 1506 | 136.9 | 10 | *5* | *64* |
| **1980** | 11 | 124 | 69 | 15 | 218 | 546 | 2054 | 3.8 | 186.7 | 11 | *6* | *62* | 267-121-21 | 1502 | 136.5 | 9 | *3* | *75* |
| **1981** | 11 | 108 | 63 | 8 | 179 | 503 | 1638 | 3.3 | 148.9 | 10 | *7* | *81* | 263-128-13 | 1510 | 137.3 | 7 | *4* | *88* |
| **1982** | 11 | 69 | 96 | 10 | 175 | 357 | 1153 | 3.2 | 104.8 | 7 | *8* | *85* | 384-177-**22** | 1922 | 174.7 | 7 | *2* | *48* |
| **1983** | 11 | 78 | 98 | 20 | 196 | 369 | 1363 | 3.7 | 123.9 | 14 | *6* | *80* | 343-166-18 | 2221 | 201.9 | 15 | *3* | *37* |
| **1984** | 11 | 66 | 121 | 17 | 204 | 390 | 659 | 1.7 | 59.9 | 7 | *8* | *105* | 396-191-16 | 2571 | 233.7 | 14 | *1* | *16* |
| **1985** | 11 | 155 | 23 | 8 | 186 | 647 | 2858 | 4.4 | 259.8 | 23 | *3* | *9* | 90- 32- 7 | 467 | 42.5 | 2 | *8* | *105* |
| **1986** | 11 | 137 | 33 | 11 | 181 | 620 | 2765 | 4.5 | 251.4 | 26 | *3* | *11* | 87- 41- 7 | 775 | 70.5 | 4 | *7* | *104* |
| **1987** | 11 | 172 | 38 | 10 | 220 | 665 | 3370 | 5.1 | 306.4 | 28 | *3* | *4* | 123- 52- 9 | 961 | 87.4 | 5 | *6* | *97* |
| **1988** | 11 | 149 | 44 | 13 | 206 | 614 | 3095 | 5.0 | 281.4 | 34 | *4* | *7* | 125- 54- 7 | 1284 | 116.7 | 5 | *6* | *91* |
| **1989** | 11 | **182** | 45 | 6 | 233 | **666** | **4090** | 6.1 | **371.8** | **54** | *2* | *2* | 102- 54- 6 | 1111 | 101.0 | 5 | *7* | *101* |
| **1990** | 12 | 155 | 76 | 5 | 236 | 629 | 3254 | 5.2 | 271.2 | 33 | *3* | *6* | 205- 98- 9 | 1923 | 160.3 | 14 | *5* | *76* |
| **1991** | 11 | 128 | 78 | 10 | 216 | 554 | 2499 | 4.5 | 227.2 | 23 | *4* | *19* | 214-112- 6 | 1589 | 144.5 | 16 | *5* | *81* |
| **1992** | 11 | 72 | 130 | 13 | 215 | 409 | 1138 | 2.8 | 103.5 | 15 | *7* | *100* | 398-232-20 | 3271 | 297.4 | 22 | *1* | *6* |
| **1993** | 11 | 142 | 108 | 7 | 257 | 522 | 2640 | 5.1 | 240.0 | 26 | *3* | *12* | 319-172- 7 | 2535 | 230.5 | 14 | *2* | *35* |
| **1994** | 11 | 154 | 91 | 8 | 253 | 517 | 3206 | 6.2 | 291.5 | 40 | *2* | *3* | 256-157- 4 | 2242 | 203.8 | 12 | *2* | *50* |
| **1995** | 11 | 108 | 137 | 13 | 258 | 443 | 2084 | 4.7 | 189.5 | 20 | *7* | *36* | 366-222-11 | 3269 | 297.2 | 28 | *1* | *8* |
| **1996** | 11 | 73 | 150 | 14 | 237 | 409 | 1635 | 4.0 | 148.6 | 17 | *11* | *62* | 390-221-14 | 3338 | **303.5** | 22 | *1* | *10* |
| **1997** | 11 | 83 | 115 | 16 | 214 | 363 | 1491 | 4.1 | 135.5 | 20 | *10* | *69* | 352-188-16 | 2556 | 232.4 | 14 | *1* | *35* |
| **1998** | 11 | 86 | 98 | 21 | 205 | 453 | 1355 | 3.0 | 123.2 | 10 | *11* | *88* | 306-173- 8 | 2226 | 202.4 | 15 | *5* | *66* |
| **1999** | 11 | 96 | 127 | 13 | 236 | 454 | 1663 | 3.7 | 151.2 | 18 | *7* | *51* | 389-233-15 | 3011 | 273.7 | 19 | *3* | *18* |
| **2000** | 11 | 82 | 126 | 18 | 226 | 407 | 1342 | 3.3 | 122.0 | 15 | *10* | *82* | 368-215- 9 | 2640 | 240.0 | 13 | *4* | *32* |
| **2001** | 12 | 135 | 107 | 19 | 261 | 575 | 2742 | 4.8 | 228.5 | 27 | *3* | *8* | 311-186-11 | 2471 | 205.9 | 15 | *6* | *70* |
| **2002** | **13** | 146 | 88 | 14 | 248 | 608 | 3136 | 5.2 | 241.2 | 27 | *3* | *9* | 298-154- 9 | 1907 | 146.7 | 14 | *11* | *106* |
| **2003** | 12 | 74 | 139 | 23 | 236 | 435 | 1122 | 2.6 | 93.5 | 16 | *12* | *113* | 452-283-13 | 3351 | 279.3 | 27 | *3* | *18* |
| **2004** | 12 | 72 | 118 | 12 | 202 | 402 | 1465 | 3.6 | 122.1 | 14 | *9* | *89* | 387-224-18 | 2462 | 205.2 | 11 | *5* | *56* |
| **2005** | 12 | 81 | 122 | 29 | 232 | 399 | 1417 | 3.6 | 118.1 | 15 | *9* | *97* | 429-254- 8 | 2789 | 232.4 | 14 | *6* | *59* |
| **2006** | 12 | 100 | 73 | 9 | 182 | 461 | 2075 | 4.5 | 172.9 | 12 | *6* | *22* | 254-119- 8 | 1422 | 118.5 | 7 | *12* | *116* |
| **2007** | 12 | 90 | 124 | 20 | 234 | 457 | 1800 | 3.9 | 150.0 | 19 | *8* | *68* | 436-243-15 | 2724 | 227.0 | 19 | *10* | *54* |
| **2008** | 12 | 100 | 112 | 14 | 226 | 439 | 1494 | 3.4 | 124.5 | 10 | *10* | *86* | 404-226-14 | 2328 | 194.0 | 19 | *11* | *81* |
| **2009** | 12 | 71 | 127 | 22 | 220 | 379 | 1055 | 2.8 | 87.9 | 14 | *11* | *113* | 473-250-18 | 2717 | 226.4 | 18 | *8* | *45* |
| **2010** | 12 | 92 | 123 | 22 | 237 | 450 | 1644 | 3.7 | 137.0 | 15 | *11* | *85* | 397-237-11 | 2672 | 222.7 | 21 | *8* | *59* |
| **2011** | **13** | 81 | 135 | 25 | 241 | 401 | 1413 | 3.5 | 108.7 | 10 | *9* | *106* | 450-250-11 | 3089 | 237.6 | 21 | *9* | *57* |
| **2012** | 12 | 71 | 110 | 25 | 206 | 425 | 1323 | 3.1 | 110.3 | 16 | *11* | *109* | 404-222-19 | 2310 | 192.5 | 11 | *11* | *96* |
| **2013** | 12 | 79 | 130 | 24 | 233 | 421 | 1450 | 3.4 | 120.8 | 10 | *10* | *108* | 411-235-15 | 2989 | 249.1 | 21 | *8* | *47* |
| **2014** | 12 | 101 | **159** | **36** | **296** | 451 | 1855 | 4.1 | 154.6 | 13 | *9* | *75* | **545-348**-15 | **3415** | 284.6 | **29** | *5* | *19* |
| **2015** | 13 | 125 | 145 | 21 | 291 | 542 | 2031 | 3.8 | 121.8 | 24 | *10* | *86* | 466-286-12 | 3128 | 240.6 | 12 | *8* | *49* |

*(Note: In 2002, the NCAA started including bowl games in the final statistics; conference and national rankings listed above allow for inclusion of those numbers, but the raw numbers listed for CU do not include bowls.)*

# OFFENSE/COLORADO

| Year | Total Offense Att. | Total Offense Yards | Rushing Att. | Rushing Game | TD | Rank Conf | Rank NCAA | Fumbles | Penalties No/Yds | Ret. Yds. | Punting No-Avg. | Scoring Points | Scoring Avg. | Rank Conf | Rank NCAA |
|---|---|---|---|---|---|---|---|---|---|---|---|---|---|---|---|
| **1937** | | 3046 | | 380.1 | 32 | | | | | | | 248 | 31.0 | | |
| **1946** | 554 | 2177 | 3.9 | 217.7 | 14 | | | 32-19 | 38/345 | 434 | **93**-37.4 | 91 | 9.1 | | |
| **1947** | 511 | 2076 | 4.1 | 230.7 | 13 | | | 26-10 | **30/275** | 352 | 63-37.6 | 90 | 10.0 | | |
| **1948** | 528 | 2221 | 4.2 | 246.8 | 22 | | | 18- 9 | 39/354 | 545 | 57-38.5 | 168 | 18.7 | *4* | |
| **1949** | 638 | 2444 | 3.8 | 244.4 | 19 | *6* | | 24-13 | 73/530 | 428 | 78-38.8 | 129 | 12.9 | *6* | |
| **1950** | 646 | 3187 | 4.9 | 318.7 | 31 | *4* | | 32-17 | 63/564 | 516 | 54-45.4 | 227 | 22.7 | *4* | |
| **1951** | 715 | 3575 | 5.0 | 357.5 | 39 | *2* | *18* | 42-17 | 86/660 | 642 | 63-39.3 | 289 | 28.9 | *3* | |
| **1952** | 626 | 3013 | 4.8 | 301.3 | 31 | *5* | | 31-17 | 52/550 | 609 | 63-44.3 | 246 | 24.6 | *2* | |
| **1953** | 596 | 2768 | 4.6 | 276.8 | 27 | *4* | | 38-14 | 55/428 | 664 | 50-38.8 | 201 | 20.1 | *2* | |
| **1954** | 564 | 3630 | 6.4 | 363.0 | 41 | *2* | *13* | 32-13 | 64/577 | 538 | 41-40.1 | 283 | 28.3 | *2* | |
| **1955** | 623 | 2813 | 4.5 | 281.3 | 29 | 2 | 32 | 37-26 | 55/486 | 427 | 57-40.6 | 203 | 20.3 | *2* | |
| **1956** | 577 | 2985 | 5.2 | 298.5 | 34 | 3 | | 23- **5** | 66/596 | 484 | 57-42.7 | 267 | 26.7 | *2* | *5* |
| **1957** | 743 | 4152 | 5.6 | 415.2 | 35 | *1* | *2* | 33-17 | 56/533 | 436 | 42-38.3 | 250 | 25.0 | *2* | *10* |
| **1958** | 676 | 3129 | 4.6 | 312.9 | 26 | *2* | *25* | 51-26 | 76/704 | 688 | 69-39.7 | 207 | 20.7 | *2* | |
| **1959** | 714 | 2686 | 3.8 | 268.6 | 21 | *2* | | 22-11 | 58/501 | 356 | 62-35.1 | 144 | 14.4 | *4* | *72* |
| **1960** | 634 | 2652 | 4.2 | 265.2 | 20 | *4* | | 17-11 | 42/375 | 272 | 56-35.0 | 140 | 14.0 | *4* | |
| **1961** | 649 | 3101 | 4.8 | 310.1 | 22 | *1* | *24* | 21- 9 | 44/431 | 565 | 43-36.6 | 177 | 17.7 | *2* | *42* |
| **1962** | 705 | 2500 | 3.6 | 250.0 | 15 | *7* | | 19-11 | 39/359 | 178 | 54-36.4 | 122 | 12.2 | *7* | |
| **1963** | 576 | 2392 | 4.2 | 239.2 | 15 | *4* | | 45-25 | 47/452 | 235 | 60-37.5 | 100 | 10.0 | *7* | |
| **1964** | 636 | 2189 | 3.4 | 218.9 | 12 | *6* | | 29-13 | 48/415 | 427 | 52-35.5 | 101 | 10.1 | *6* | |
| **1965** | 729 | 3061 | 4.2 | 306.1 | 18 | *3* | | 33-19 | 67/652 | 723 | 62-36.4 | 163 | 16.3 | *4* | |
| **1966** | 681 | 3165 | 4.7 | 316.5 | 24 | *2* | | 23-17 | 43/449 | 464 | 53-37.2 | 191 | 19.1 | *3* | |
| **1967** | 695 | 3117 | 4.5 | 311.7 | 26 | *3* | | 21-12 | 64/737 | **931** | 60-37.6 | 214 | 21.4 | *2* | |
| **1968** | 726 | 3605 | 5.0 | 360.5 | 30 | *4* | | 24-14 | 41/491 | 382 | 54-36.8 | 220 | 22.0 | *4* | |
| **1969** | 784 | 3438 | 4.4 | 343.8 | 29 | *5* | | 27-16 | 45/489 | 381 | 71-38.3 | 229 | 22.9 | *4* | |
| **1970** | 840 | 4229 | 5.3 | 422.9 | 35 | *1* | *10* | 34-21 | 73/702 | 471 | 50-35.9 | 306 | 30.6 | *2* | *15* |
| **1971** | 820 | 4538 | 5.5 | 412.5 | 43 | *3* | *9* | 48-25 | 72/671 | 827 | 58-35.7 | 341 | 31.0 | *3* | *13* |
| **1972** | 833 | 4002 | 4.8 | 363.8 | 34 | *5* | | 39-15 | 62/555 | 809 | 43-39.3 | 310 | 28.2 | *3* | |
| **1973** | 701 | 3682 | 5.3 | 334.7 | 29 | *4* | | 32-20 | 55/443 | 520 | 60-35.8 | 240 | 21.8 | *5* | |
| **1974** | 822 | 3699 | 4.5 | 336.3 | 26 | *3* | | 41-17 | 64/519 | 352 | 61-38.6 | 226 | 20.5 | *4* | |
| **1975** | 861 | 4471 | 5.2 | 406.5 | 37 | *1* | *11* | 46-23 | 43/409 | 311 | 47-39.3 | 310 | 28.1 | *3* | |
| **1976** | 847 | 3894 | 4.6 | 354.0 | 35 | *6* | | 31-12 | 55/596 | 318 | 62-40.0 | 295 | 26.8 | *3* | |
| **1977** | 834 | 4160 | 5.0 | 378.2 | 32 | *3* | | 29-16 | 57/590 | 525 | 63-38.9 | 266 | 24.2 | *3* | |
| **1978** | 842 | 3475 | 4.1 | 315.9 | 29 | *5* | *89* | 36-14 | 49/542 | 441 | 72-40.6 | 230 | 20.9 | *4* | *76* |
| **1979** | 777 | 3044 | 3.9 | 276.7 | 19 | *6* | *112* | 37-22 | 73/616 | 414 | 71-41.4 | 168 | 15.3 | *6* | *105* |
| **1980** | 813 | 3556 | 4.4 | 323.3 | 20 | *5* | *78* | 49-24 | 59/608 | 216 | 59-41.2 | 160 | 14.5 | *7* | *114* |
| **1981** | 766 | 3148 | 4.1 | 286.2 | 17 | *6* | *105* | 27-14 | 61/629 | 249 | 77-39.0 | 141 | 12.8 | *8* | *125* |
| **1982** | 741 | 3075 | 4.2 | 279.5 | 14 | *7* | *89* | 27-13 | 56/477 | 350 | 69-40.6 | 160 | 14.5 | *7* | *88* |
| **1983** | 712 | 3684 | 5.2 | 334.9 | 29 | *6* | *73* | 22-10 | 57/436 | 351 | 62-39.7 | 252 | 22.9 | *5* | *47* |
| **1984** | 786 | 3230 | 4.1 | 293.6 | 21 | *6* | *89* | 23-11 | 51/360 | 380 | 72-34.9 | 172 | 15.6 | *7* | *93* |
| **1985** | 737 | 3325 | 4.5 | 302.3 | 25 | *6* | *87* | 30-17 | 49/450 | 416 | 52-46.0 | 211 | 19.2 | *5* | *72* |
| **1986** | 707 | 3540 | 5.0 | 321.8 | 30 | *3* | *79* | 42-25 | 60/496 | 734 | 57-45.6 | 233 | 21.2 | *4* | *65* |
| **1987** | 788 | 4331 | 5.5 | 393.7 | 33 | *4* | *24* | 31-16 | 71/613 | 313 | 44-43.6 | 268 | 24.4 | *4* | *43* |
| **1988** | 739 | 4379 | 5.9 | 398.1 | 39 | *4* | *27* | 33-16 | 68/535 | 508 | 55-42.2 | 305 | 27.8 | *4* | *31* |
| **1989** | 768 | 5201 | 6.8 | 472.8 | **59** | *2* | *6* | 24- 7 | 79/764 | 631 | 36-45.9 | **452** | **41.1** | *2* | *3* |
| **1990** | 834 | 5177 | 6.2 | 431.4 | 47 | *2* | *14* | 39-17 | 64/593 | 864 | 55-40.3 | 389 | 32.4 | *3* | *15* |
| **1991** | 768 | 4088 | 5.3 | 371.6 | 39 | *4* | *47* | 38-17 | 79/596 | 590 | 59-40.1 | 304 | 27.6 | *4* | *31* |
| **1992** | 807 | 4409 | 5.5 | 400.8 | 37 | *2* | *29* | 28-17 | 77/640 | 796 | 54-46.2 | 318 | 28.9 | *3* | *19* |
| **1993** | 841 | 5175 | 6.2 | 470.5 | 40 | *1* | *10* | 18- 6 | 80/649 | 461 | 58-40.8 | 327 | 29.7 | *2* | *29* |
| **1994** | 773 | **5448** | 7.0 | **495.3** | 52 | *1* | *3* | 23-13 | 80/707 | 427 | 36-37.3 | 398 | 36.2 | *2* | *7* |
| **1995** | 809 | 5353 | 6.6 | 486.6 | 48 | *2* | *6* | 25-10 | 97/860 | 571 | 45-35.9 | 406 | 36.9 | *2* | *8* |
| **1996** | 799 | 4973 | 6.2 | 452.1 | 39 | *2* | *15* | 20-14 | 97/854 | 530 | 53-39.2 | 319 | 29.0 | *6* | *39* |
| **1997** | 715 | 4047 | 5.7 | 367.9 | 34 | *7* | *56* | 21-11 | 92/882 | 435 | 44-37.8 | 300 | 27.3 | *6* | *47* |
| **1998** | 759 | 3581 | 4.7 | 325.5 | 25 | *8* | *81* | 27-13 | 89/868 | 588 | 56-41.5 | 251 | 22.8 | *9* | *68* |
| **1999** | 843 | 4674 | 5.5 | 424.9 | 37 | *2* | *14* | 27-13 | 85/679 | 532 | 59-38.5 | 343 | 31.2 | *5* | *22* |
| **2000** | 775 | 3982 | 5.1 | 362.0 | 32 | *8* | *66* | 22-11 | 87/680 | 465 | 60-38.2 | 252 | 22.9 | *10* | *77* |
| **2001** | 886 | 5213 | 5.9 | 434.4 | 42 | *2* | *20* | 20-11 | 97/838 | 854 | 53-42.3 | 396 | 33.0 | *4* | *23* |
| **2002** | 906 | 5043 | 5.6 | 387.9 | 41 | *9* | *57* | 28-11 | 86/762 | 803 | 66-**47.4** | 370 | 28.5 | *9* | *51* |
| **2003** | 887 | 4473 | 5.0 | 372.8 | 43 | *9* | *66* | 23-15 | 84/677 | 453 | 67-40.4 | 319 | 26.6 | *8* | *63* |
| **2004** | 789 | 3927 | 5.0 | 327.3 | 25 | *9* | *85* | 18- 8 | 94/706 | 574 | 68-46.3 | 271 | 22.6 | *9* | *81* |
| **2005** | 828 | 4206 | 5.1 | 350.5 | 29 | *8* | *87* | 25-13 | 116/1040 | 567 | 72-44.0 | 295 | 24.6 | *9* | *78* |
| **2006** | 715 | 3497 | 4.9 | 291.4 | 19 | *12* | *102* | 26- 8 | 63/559 | 277 | 56-42.0 | 196 | 16.3 | *12* | *107* |
| **2007** | 893 | 4524 | 5.1 | 377.0 | 38 | *10* | *72* | 26-10 | 84/696 | 677 | 63-39.6 | 331 | 27.6 | *10* | *62* |
| **2008** | 843 | 3822 | 4.5 | 318.5 | 29 | *12* | *95* | 33-10 | 65/516 | 518 | 64-39.6 | 242 | 20.2 | *12* | *100* |
| **2009** | 852 | 3772 | 4.4 | 314.3 | 32 | *12* | *104* | 27-13 | 107/907 | 267 | 68-38.1 | 267 | 22.3 | *10* | *92* |
| **2010** | 847 | 4316 | 5.1 | 359.7 | 36 | *10* | *79* | 22- 8 | 79/603 | 236 | 62-38.6 | 290 | 24.2 | *9* | *84* |
| **2011** | 851 | 4502 | 5.3 | 346.3 | 31 | *11* | *92* | 18- 8 | 103/866 | 165 | 77-41.1 | 257 | 19.8 | *12* | *109* |
| **2012** | 829 | 3633 | 4.4 | 302.8 | 27 | *12* | *116* | 29-15 | 73/693 | 150 | 76-43.5 | 214 | 17.8 | *12* | *117* |
| **2013** | 832 | 4439 | 5.3 | 369.9 | 31 | *12* | *87* | 14- 9 | 52/461 | 373 | 67-40.5 | 305 | 25.4 | *11* | *86* |
| **2014** | 996 | 5270 | 5.3 | 439.2 | 42 | *8* | *37* | **12-** 6 | 86/822 | 145 | 65-44.1 | 342 | 28.5 | *10* | *64* |
| **2015** | **1008** | 5159 | 5.1 | 396.8 | 36 | *10* | *67* | 20- 9 | 80/724 | 394 | 68-36.7 | 320 | 24.6 | *11* | *97* |

# DEFENSE/OPPONENTS

| Year | G | First Downs Rush | Pass | Pen | Total | Rushing Att. | Yards | Avg. Att. | Game | TD | Rank Conf | NCAA | Passing A-C-I | Yards | Avg. Game | TD | Rank Conf | NCAA |
|---|---|---|---|---|---|---|---|---|---|---|---|---|---|---|---|---|---|---|
| **1937** | 8 | | | | 74 | | 1137 | | 142.1 | 2 | | | 109- 30-13 | 406 | 50.8 | 1 | | |
| **1946** | 10 | 75 | 27 | 6 | 108 | 423 | 1668 | 3.9 | 166.8 | 11 | | | 180- 65-14 | 927 | 92.7 | 10 | | |
| **1947** | 9 | 77 | 26 | 7 | 110 | 406 | 1622 | 4.0 | 180.2 | 12 | | | 144- 51-14 | 875 | 97.2 | 10 | | |
| **1948** | 9 | 94 | 22 | 7 | 123 | 455 | 1737 | 3.8 | 193.0 | 11 | | | 107- 40- 7 | 708 | 70.8 | 9 | | |
| **1949** | 10 | 82 | 28 | 9 | 119 | 446 | 2041 | 4.6 | 204.1 | 15 | *5* | | 151- 59-10 | 996 | 99.6 | 11 | *3* | |
| **1950** | 10 | 79 | 37 | 10 | 126 | 436 | 1679 | 3.9 | 167.9 | 9 | *2* | | 179- 73-15 | 1150 | 115.0 | 12 | *5* | |
| **1951** | 10 | 69 | 47 | 9 | 125 | 388 | 1466 | 3.8 | 146.6 | 16 | *3* | | 232- 95- 9 | 1665 | 166.5 | 16 | *7* | |
| **1952** | 10 | 92 | 36 | 3 | 131 | 478 | 1866 | 3.9 | 186.6 | 16 | *6* | | 177- 73-15 | 987 | 98.7 | 5 | *2* | |
| **1953** | 10 | 114 | 30 | 1 | 145 | 480 | 2150 | 4.5 | 215.0 | 20 | *5* | | 142- 64-14 | 966 | 96.6 | 5 | *7* | |
| **1954** | 10 | 103 | 30 | 9 | 142 | 492 | 1580 | 3.2 | 158.0 | 10 | *2* | | 138- 55- 6 | 857 | 85.7 | 4 | *5* | |
| **1955** | 10 | 84 | 33 | 3 | 120 | 480 | 1543 | 3.2 | 154.3 | 17 | *2* | | 141- 58-10 | 818 | 81.8 | 2 | *4* | |
| **1956** | 10 | 113 | 33 | 3 | 149 | 555 | 1988 | 3.6 | 198.8 | 10 | *2* | | 142- 49-13 | 830 | 83.0 | 8 | *4* | |
| **1957** | 10 | 71 | 37 | 5 | 113 | 427 | 1367 | 3.2 | 136.7 | 12 | *2* | *16* | 135- 62-11 | 1002 | 100.2 | 7 | *7* | |
| **1958** | 10 | 71 | 23 | 8 | 102 | 461 | 1455 | 3.2 | 145.5 | 9 | *2* | | 129- 50- 9 | 590 | 59.0 | 6 | *2* | *5* |
| **1959** | 10 | 87 | 47 | 8 | 142 | 443 | 1602 | 3.6 | 160.2 | 18 | *4* | | 162- 80-10 | 953 | 95.3 | 7 | *4* | |
| **1960** | 10 | 88 | 25 | 3 | 116 | 458 | 1710 | 3.7 | 171.0 | 13 | *3* | | 119- 46-12 | 557 | 55.7 | 1 | *3* | *6* |
| **1961** | 10 | 80 | 35 | 10 | 125 | 420 | 1375 | 3.3 | 137.5 | 7 | *3* | | 155- 64-10 | 709 | 70.9 | 5 | *4* | *13* |
| **1962** | 10 | 130 | 39 | 4 | 173 | 481 | 2697 | 5.6 | 269.7 | 33 | *7* | | 112- 54- 5 | 1165 | 116.5 | 13 | *7* | |
| **1963** | 10 | 131 | 51 | 6 | 188 | 542 | 2179 | 4.0 | 217.9 | 24 | *6* | | 184- 79- 5 | 1089 | 108.9 | 10 | *6* | |
| **1964** | 10 | 85 | 36 | 9 | 130 | 470 | 1635 | 3.5 | 163.5 | 14 | *4* | | 124- 60- 8 | 902 | 90.2 | 5 | *4* | |
| **1965** | 10 | 66 | 60 | 13 | 139 | 454 | 1155 | 2.5 | 115.5 | 6 | *2* | | 255-103-**22** | 1158 | 115.8 | 5 | *6* | |
| **1966** | 10 | 78 | 77 | 10 | 165 | 406 | 1363 | 3.4 | 136.3 | 5 | *2* | | 255-135-20 | 1421 | 142.1 | 7 | *8* | |
| **1967** | 10 | 67 | 54 | 8 | 129 | 439 | 1264 | 2.9 | 126.4 | 8 | *3* | | 191- 84-21 | 1248 | 124.8 | 4 | *6* | |
| **1968** | 10 | 133 | 68 | 12 | 213 | 585 | 2578 | 4.4 | 257.8 | 24 | *8* | | 209-103- 8 | 1303 | 1303 | 7 | *3* | |
| **1969** | 10 | 78 | 76 | 14 | 168 | 461 | 1253 | 2.7 | 125.3 | 11 | *3* | | 284-119-16 | 1740 | 174.0 | 11 | *6* | |
| **1970** | 10 | 92 | 72 | 15 | 184 | 471 | 1594 | 3.4 | 159.4 | 11 | *4* | | 269-122-19 | 1489 | 148.9 | 11 | *4* | |
| **1971** | 11 | 98 | 70 | 11 | 179 | 532 | 1810 | 3.4 | 164.5 | 15 | *2* | | 270-125-16 | 1639 | 149.0 | 11 | *5* | |
| **1972** | 11 | 102 | 81 | 14 | 197 | 508 | 1848 | 3.6 | 168.0 | 15 | *3* | | 257-125-21 | 1640 | 149.1 | 9 | *3* | |
| **1973** | 11 | 156 | 46 | 9 | 211 | **645** | 2873 | 4.5 | 261.2 | 19 | *8* | | 209- 87-16 | 1227 | 111.5 | 10 | *4* | |
| **1974** | 11 | 138 | 59 | 9 | 206 | 568 | 2764 | 4.9 | 251.3 | 30 | *8* | | 184- 87-12 | 1285 | 116.8 | 10 | *6* | |
| **1975** | 11 | 109 | 56 | 9 | 174 | 545 | 2027 | 3.7 | 184.3 | 20 | *3* | | 193- 90-13 | 1304 | 118.5 | 8 | *4* | |
| **1976** | 11 | 102 | 75 | 18 | 195 | 551 | 2030 | 3.7 | 184.5 | 18 | *5* | | 252-117-19 | 1553 | 141.2 | 7 | *7* | |
| **1977** | 11 | 134 | 64 | 12 | 210 | 598 | 2287 | 3.8 | 207.9 | 15 | *5* | | 237-105-17 | 1337 | 121.5 | 7 | *6* | |
| **1978** | 11 | 131 | 56 | 14 | 201 | 544 | 2289 | 4.2 | 208.1 | 16 | *5* | *94* | 225-107-12 | 1306 | 118.7 | 10 | *3* | *25* |
| **1979** | 11 | 144 | 49 | 13 | 206 | 614 | 2579 | 4.2 | 234.5 | 25 | *6* | *115* | 188- 76-10 | 1071 | 97.4 | 8 | *1* | *9* |
| **1980** | 11 | 171 | 50 | 11 | 232 | 620 | **3493** | 5.6 | **317.5** | **45** | *8* | *138* | 155- 82- 5 | 1615 | 146.8 | 16 | *6* | *70* |
| **1981** | 11 | 142 | 73 | 12 | 227 | 578 | 2576 | 4.5 | 234.2 | 20 | *8* | *122* | 201- 94-11 | 1570 | 142.7 | 17 | *6* | *40* |
| **1982** | 11 | 167 | 80 | 11 | 258 | 625 | 2621 | 4.2 | 238.3 | 24 | *7* | *90* | 254-141-17 | 1743 | 158.5 | 9 | *5* | *23* |
| **1983** | 11 | **175** | 81 | 10 | 266 | 609 | 2829 | 4.7 | 257.2 | 31 | *8* | *102* | 287-154-15 | 2056 | 186.9 | 12 | *6* | *59* |
| **1984** | 11 | 135 | 72 | 9 | 216 | 613 | 2828 | 4.6 | 257.1 | 28 | *8* | *102* | 198-114- 3 | 1519 | 138.1 | 13 | *3* | 9 |
| **1985** | 11 | 95 | 80 | 10 | 185 | 462 | 1688 | 3.7 | 153.5 | 12 | *3* | *37* | 292-149-11 | 1578 | 143.5 | 7 | *4* | *11* |
| **1986** | 11 | 90 | 79 | 11 | 180 | 468 | 1437 | 3.1 | 130.6 | 12 | *3* | *30* | 305-157-15 | 1669 | 151.7 | 4 | *6* | *18* |
| **1987** | 11 | 92 | 87 | 12 | 191 | 458 | 1719 | 3.8 | 156.3 | 10 | *3* | *44* | 292-154-14 | 1814 | 164.9 | 11 | *5* | *32* |
| **1988** | 11 | 113 | 83 | 10 | 206 | 477 | 1961 | 4.1 | 178.3 | 12 | *4* | *64* | 313-162-17 | 1987 | 180.6 | 6 | *4* | *46* |
| **1989** | 11 | 85 | 94 | 16 | 195 | 400 | 1270 | 3.2 | 115.5 | 8 | *2* | *20* | 342-162-17 | 2030 | 184.5 | 8 | *3* | *36* |
| **1990** | 12 | 82 | 106 | 9 | 197 | 474 | 1370 | 2.9 | 114.2 | 11 | *1* | *19* | 349-189-18 | 2341 | 195.1 | 15 | *5* | *48* |
| **1991** | 11 | 95 | 88 | 17 | 200 | 487 | 1649 | 3.4 | 149.9 | 11 | *3* | *38* | 286-141-13 | 1886 | 171.5 | 6 | *2* | *19* |
| **1992** | 11 | 89 | 58 | 12 | 159 | 474 | 1597 | 3.4 | 145.2 | 11 | *4* | *37* | 257-105-18 | 1461 | 132.8 | 8 | *1* | *3* |
| **1993** | 11 | 92 | 104 | 13 | 209 | 443 | 1653 | 3.7 | 150.3 | 14 | *2* | *41* | 320-174-13 | 2409 | 219.0 | 15 | *6* | *63* |
| **1994** | 11 | 76 | 111 | 17 | 204 | 421 | 1256 | 3.0 | 114.2 | 11 | *2* | *15* | 337-199-16 | 2525 | 229.5 | 13 | *4* | *68* |
| **1995** | 11 | 96 | 87 | 19 | 202 | 446 | 1580 | 3.5 | 143.6 | 17 | *4* | *45* | 325-165-10 | 2043 | 185.7 | 9 | *3* | *29* |
| **1996** | 11 | 92 | 87 | 19 | 198 | 420 | 1438 | 3.4 | 130.7 | 10 | *3* | *31* | 349-177-13 | 2032 | 184.7 | 10 | *4* | *23* |
| **1997** | 11 | 112 | 71 | 25 | 208 | 546 | 2235 | 4.1 | 203.1 | 19 | *8* | *97* | 225-120-12 | 1623 | 147.5 | 11 | *8* | *48* |
| **1998** | 11 | 94 | 73 | 25 | 192 | 450 | 1623 | 3.6 | 147.5 | 16 | *8* | *49* | 290-138-11 | 1633 | 148.5 | 4 | *1* | *4* |
| **1999** | 11 | 84 | 84 | 19 | 187 | 423 | 1887 | 4.5 | 171.5 | 17 | *10* | *83* | 316-155-14 | 1937 | 176.1 | 16 | *5* | *22* |
| **2000** | 11 | 116 | 118 | 18 | 252 | 472 | 1926 | 4.1 | 175.1 | 15 | *9* | *78* | 350-208-11 | 2717 | 247.0 | 17 | *11* | *104* |
| **2001** | 12 | 83 | 117 | 27 | 227 | 405 | 1545 | 3.8 | 128.8 | 15 | *6* | *36* | 433-231-17 | 2743 | 228.6 | 17 | *10* | *71* |
| **2002** | **13** | 111 | 125 | 27 | 263 | 507 | 2188 | 4.3 | 168.3 | 23 | *10* | *81* | 429-242-14 | 2576 | 198.2 | 14 | *5* | *34* |
| **2003** | 12 | 107 | 135 | 20 | 262 | 450 | 1810 | 4.0 | 150.8 | 18 | *4* | *53* | 416-247-10 | **3375** | **281.3** | 27 | *12* | *114* |
| **2004** | 12 | 106 | 138 | 18 | 262 | 513 | 2064 | 4.0 | 172.0 | 20 | *9* | *69* | 410-240-14 | 3055 | 254.6 | 16 | *11* | *105* |
| **2005** | 12 | 79 | 126 | 26 | 231 | 422 | 1143 | 2.7 | 95.3 | 16 | *3* | *11* | **455**-261-13 | 3031 | 252.6 | 15 | *11* | *87* |
| **2006** | 12 | 73 | 134 | 15 | 222 | 410 | 1349 | 3.3 | 112.4 | 12 | *4* | *30* | 390-261-12 | 2742 | 228.5 | 22 | *9* | *94* |
| **2007** | 12 | 75 | 148 | 13 | 236 | 387 | 1532 | 4.0 | 127.7 | 18 | *5* | *31* | 443-254-15 | 3141 | 261.8 | 24 | *9* | *103* |
| **2008** | 12 | 116 | 116 | 17 | 249 | 456 | 1995 | 4.4 | 166.3 | 21 | *9* | *86* | 380-245 -9 | 2584 | 215.3 | 16 | *1* | *72* |
| **2009** | 12 | 93 | 101 | 24 | 218 | 468 | 1934 | 4.4 | 161.1 | 16 | *9* | *80* | 357-195- 9 | 2422 | 201.9 | 19 | *4* | *34* |
| **2010** | 12 | 95 | 142 | 14 | 251 | 421 | 1683 | 4.0 | 140.3 | 15 | *4* | *48* | 388-264-10 | 3117 | 259.8 | 27 | *9* | *110* |
| **2011** | **13** | 127 | **155** | 25 | **307** | 454 | 2391 | 5.3 | 183.9 | 26 | *10* | *89* | 414-**271**- 7 | 3320 | 255.4 | 34 | *8* | *97* |
| **2012** | 12 | 127 | 147 | 17 | 291 | 458 | 2712 | **5.9** | 226.0 | 28 | *12* | *115* | 366-248- 3 | 3150 | 262.5 | **39** | *9* | *97* |
| **2013** | 12 | 118 | 141 | 12 | 271 | 506 | 2502 | 4.9 | 208.5 | 31 | *12* | *101* | 418-247-10 | 3114 | 259.5 | 24 | *9* | *102* |
| **2014** | 12 | 108 | 131 | **32** | 271 | 437 | 2458 | 5.6 | 204.8 | 21 | *12* | *102* | 408-244- 3 | 3074 | 256.2 | 35 | *5* | *100* |
| **2015** | 13 | 112 | 134 | 22 | 268 | 513 | 2583 | 5.0 | 218.2 | 24 | *10* | *99* | 435-249-14 | 2837 | 218.2 | 19 | *2* | *59* |

*(Note: In 2002, the NCAA started including bowl games in the final statistics; conference and national rankings listed above allow for inclusion of those numbers, but the raw numbers listed for CU do not include bowls.)*

# DEFENSE/OPPONENTS

| Year | Total Offense Att. | Total Offense Yards | Att. | Game | TD | Rank Conf | Rank NCAA | Fumbles | Penalties No/Yds | Ret. Yds. | Punting No-Avg. | Scoring Points | Avg. | Rank Conf | Rank NCAA |
|---|---|---|---|---|---|---|---|---|---|---|---|---|---|---|---|
| **1937** | | 1543 | | 192.9 | 3 | | | | | | | 26 | 3.3 | | |
| **1946** | 603 | 2595 | 4.3 | 259.5 | 21 | | | 26-15 | 46/408 | 650 | 82-37.6 | 147 | 14.7 | | |
| **1947** | 550 | 2497 | 4.5 | 277.4 | 22 | | | 29-13 | 36/320 | **678** | 57-39.0 | 162 | 18.0 | | |
| **1948** | 562 | 2445 | 4.4 | 271.7 | 20 | | | 27-15 | 38/395 | 560 | 52-38.4 | 164 | 18.2 | *4* | |
| **1949** | 597 | 3037 | 5.1 | 303.7 | 26 | *6* | | 28-21 | 53/435 | 385 | 62-39.2 | 184 | 18.4 | *5* | |
| **1950** | 615 | 2829 | 4.6 | 282.9 | 21 | *2* | | 40-20 | 52/477 | 586 | 56-40.0 | 172 | 17.2 | *2* | |
| **1951** | 620 | 3131 | 5.1 | 313.1 | 32 | *4* | | 35-19 | 54/444 | 281 | 66-39.7 | 229 | 22.9 | *4* | |
| **1952** | 655 | 2853 | 4.4 | 285.3 | 21 | *6* | | 37-29 | 49/415 | 414 | 74-38.6 | 158 | 15.8 | *4* | |
| **1953** | 622 | 3116 | 5.0 | 311.6 | 25 | *7* | | 30-18 | 50/447 | 592 | 54-36.5 | 194 | 19.4 | *6* | |
| **1954** | 630 | 2437 | 3.9 | 243.7 | 14 | *2* | | 35-19 | 53/394 | 235 | 60-37.2 | 91 | 9.1 | *2* | |
| **1955** | 621 | 2361 | 3.8 | 236.1 | 19 | *2* | | 37-23 | 66/532 | 543 | 67-34.6 | 149 | 14.9 | *2* | |
| **1956** | 697 | 2818 | 4.0 | 281.8 | 18 | *3* | | 36-16 | 52/528 | 438 | 60-36.0 | 122 | 12.2 | *2* | |
| **1957** | 562 | 2369 | 4.2 | 236.9 | 19 | *2* | | 35-16 | 42/381 | 569 | 64-40.0 | 137 | 13.7 | *2* | |
| **1958** | 590 | 2045 | 3.5 | 204.5 | 15 | *1* | *11* | 37-20 | 39/386 | 579 | **89**-37.1 | 122 | 12.2 | *3* | |
| **1959** | 605 | 2555 | 4.2 | 255.5 | 25 | *4* | | 27-15 | 55/508 | 423 | 60-37.3 | 177 | 17.7 | *6* | *98* |
| **1960** | 577 | 2267 | 3.9 | 226.7 | 14 | *4* | | 22-17 | 49/386 | 532 | 54-39.3 | 133 | 13.3 | *4* | |
| **1961** | 575 | 2084 | 3.6 | 208.4 | 12 | *2* | *16* | 23-10 | **30/233** | 304 | 66-38.7 | 79 | 7.9 | *2* | *12* |
| **1962** | 593 | 3862 | 6.5 | 386.2 | 46 | *8* | | 23-17 | 57/540 | 694 | 34-38.4 | 346 | 34.6 | *8* | |
| **1963** | 726 | 3268 | 4.5 | 326.8 | 34 | *7* | | 30-19 | 55/477 | 411 | 47-36.9 | 245 | 24.5 | *7* | |
| **1964** | 594 | 2537 | 4.3 | 253.7 | 19 | *4* | | 20-12 | 58/503 | 275 | 44-39.9 | 156 | 15.6 | *6* | |
| **1965** | 709 | 2313 | 3.3 | 231.3 | 11 | *2* | *19* | 17-10 | 43/373 | 430 | 69-38.4 | 106 | 10.6 | *3* | |
| **1966** | 661 | 2784 | 4.2 | 278.4 | 12 | *4* | | 22-13 | 38/362 | 326 | 55-38.2 | 132 | 13.2 | *4* | |
| **1967** | 630 | 2512 | 4.0 | 251.2 | 12 | *4* | | 22-16 | 42/363 | 339 | 65-38.4 | 92 | 9.2 | *4* | *7* |
| **1968** | 794 | 3881 | 4.9 | 388.1 | 31 | *6* | | 29-18 | 55/521 | 370 | 46-42.1 | 244 | 24.4 | *5* | |
| **1969** | 745 | 2993 | 4.0 | 299.3 | 22 | *3* | | 24-12 | 39/340 | 353 | 68-41.2 | 194 | 19.4 | *3* | |
| **1970** | 740 | 3083 | 4.2 | 308.3 | 22 | *3* | | 26-18 | 53/446 | 357 | 62-38.5 | 189 | 18.9 | *2* | |
| **1971** | 803 | 3449 | 4.3 | 313.5 | 26 | *3* | | 26-20 | 46/397 | 183 | 82-38.4 | 203 | 18.5 | *3* | |
| **1972** | 765 | 3488 | 4.6 | 317.1 | 24 | *3* | | 21-13 | 62/599 | 390 | 62-35.0 | 182 | 16.5 | *3* | |
| **1973** | 854 | 4100 | 4.8 | 372.7 | 29 | *8* | | 38-21 | 55/512 | 422 | 46-38.4 | 250 | 22.7 | *7* | |
| **1974** | 752 | 4049 | 5.4 | 368.1 | 40 | *8* | | 40-20 | 39/370 | 275 | 54-41.2 | 307 | 27.9 | *8* | |
| **1975** | 738 | 3331 | 4.5 | 302.8 | 28 | *4* | | 29-14 | 66/572 | 196 | 66-40.0 | 213 | 19.3 | *5* | |
| **1976** | 803 | 3583 | 4.5 | 325.7 | 25 | *5* | | 48-30 | 59/578 | 338 | 66-42.9 | 198 | 18.0 | *4* | |
| **1977** | 833 | 3624 | 4.4 | 329.5 | 22 | *4* | | 32-20 | 39/384 | 188 | 75-39.3 | 174 | 15.8 | *2* | |
| **1978** | 769 | 3595 | 4.7 | 326.8 | 26 | *4* | *65* | 37-16 | 58/514 | 411 | 75-43.0 | 206 | 18.7 | *4* | *62* |
| **1979** | 802 | 3650 | 4.6 | 331.8 | 33 | *4* | *77* | 37-17 | 71/565 | 514 | 61-42.5 | 274 | 24.9 | *7* | *116* |
| **1980** | 775 | 5108 | 6.6 | 464.4 | 61 | *8* | *138* | 38-18 | 65/556 | 672 | 45-41.5 | 451 | 41.0 | *8* | *139* |
| **1981** | 779 | 4146 | 5.3 | 376.9 | 37 | *8* | *106* | 29-10 | 53/462 | 474 | 58-42.7 | 322 | 29.3 | *8* | *127* |
| **1982** | 879 | 4364 | 5.0 | 396.7 | 33 | *8* | *83* | 32-17 | 56/488 | 676 | 49-40.9 | 301 | 27.4 | *8* | *84* |
| **1983** | 896 | 4885 | 5.5 | 444.1 | 43 | *8* | *100* | 31-19 | 63/520 | 335 | 37-36.9 | 342 | 31.1 | *6* | *97* |
| **1984** | 811 | 4347 | 5.4 | 395.2 | 41 | *8* | *88* | 32-19 | 82/635 | 378 | 56-42.6 | 364 | 33.1 | *8* | *101* |
| **1985** | 754 | 3266 | 4.3 | 296.8 | 19 | *4* | *17* | 21-13 | 60/453 | 424 | 61-40.9 | 154 | 14.0 | *3* | *15* |
| **1986** | 773 | 3106 | 4.0 | 282.4 | 16 | *3* | *11* | 25-11 | 62/506 | 370 | 72-42.4 | 172 | 15.6 | *3* | *17* |
| **1987** | 750 | 3533 | 4.7 | 321.2 | 21 | *3* | *24* | 37-12 | 75/599 | 299 | 62-37.9 | 180 | 16.4 | *3* | *18* |
| **1988** | 790 | 3948 | 5.0 | 358.9 | 18 | *4* | *54* | 22-12 | 66/569 | 221 | 63-40.1 | 176 | 16.0 | *3* | *18* |
| **1989** | 742 | 3300 | 4.4 | 300.0 | 16 | *2* | *18* | 21- 8 | 45/317 | 80 | 62-40.3 | 150 | 13.6 | *1* | *6* |
| **1990** | 823 | 3711 | 4.5 | 309.3 | 26 | *3* | *25* | 27- 8 | 61/437 | 254 | 72-43.8 | 220 | 18.3 | *3* | *29* |
| **1991** | 773 | 3535 | 4.6 | 321.4 | 17 | *2* | *28* | 29-16 | 55/402 | 134 | 69-41.0 | 150 | 13.6 | *2* | *11* |
| **1992** | 731 | 3058 | 4.2 | 278.0 | 19 | *1* | *9* | 29-11 | 67/558 | 564 | 84-43.6 | 198 | 18.0 | *3* | *30* |
| **1993** | 763 | 4062 | 5.3 | 369.3 | 29 | *5* | *49* | 21-13 | 49/398 | 230 | 64-42.4 | 220 | 20.0 | *4* | *34* |
| **1994** | 758 | 3781 | 5.0 | 343.7 | 24 | *4* | *40* | 26- 7 | 81/633 | 65 | 54-40.8 | 211 | 19.2 | *3* | *26* |
| **1995** | 771 | 3623 | 4.7 | 329.4 | 26 | *4* | *33* | 24-13 | 53/455 | 324 | 66-41.0 | 234 | 21.3 | *4* | *40* |
| **1996** | 769 | 3470 | 4.5 | 315.5 | 20 | *3* | *23* | 27-17 | 77/611 | 452 | 62-43.4 | 199 | 18.1 | *3* | *21* |
| **1997** | 771 | 3858 | 5.0 | 350.7 | 30 | *6* | *45* | 27-14 | 74/605 | 344 | 46-42.1 | 295 | 26.8 | *7* | *70* |
| **1998** | 740 | 3256 | 4.4 | 296.0 | 20 | *5* | *13* | 26-11 | 87/730 | 434 | 67-42.7 | 210 | 19.1 | *5* | *24* |
| **1999** | 739 | 3824 | 5.2 | 347.6 | 33 | *8* | *41* | 30-16 | 72/544 | 341 | 73-41.3 | 283 | 25.7 | *9* | *64* |
| **2000** | 822 | 4643 | 5.7 | 422.1 | 32 | *11* | *99* | 25-14 | 69/630 | 461 | 46-36.6 | 284 | 25.8 | *7* | *63* |
| **2001** | 838 | 4288 | 5.1 | 357.3 | 32 | *7* | *44* | 17- **5** | 79/641 | 417 | 73-41.5 | 280 | 23.3 | *7* | *43* |
| **2002** | 936 | 4764 | 5.1 | 366.5 | 37 | *7* | *60* | 29-12 | 64/484 | 607 | 73-41.1 | 294 | 22.6 | *4* | *39* |
| **2003** | 866 | 5185 | 6.0 | 432.1 | 45 | *9* | *97* | 27-12 | 92/798 | 599 | 54-44.4 | 398 | 33.2 | *8* | *98* |
| **2004** | 923 | 5119 | 5.6 | 426.6 | 36 | *12* | *94* | 20-10 | 74/564 | 499 | 68-40.3 | 304 | 25.3 | *8* | *61* |
| **2005** | 877 | 4174 | 4.8 | 347.8 | 31 | *7* | *41* | 25- 9 | 82/777 | 573 | 66-41.0 | 288 | 24.0 | *7* | *45* |
| **2006** | 800 | 4091 | 5.1 | 340.9 | 34 | *7* | *66* | 18-12 | 83/640 | 390 | 50-40.8 | 267 | 22.3 | *6* | *56* |
| **2007** | 830 | 4673 | 5.6 | 389.4 | 42 | *6* | *64* | 18- 6 | 80/656 | 408 | 71-40.5 | 353 | 29.4 | *7* | *78* |
| **2008** | 836 | 4579 | 5.5 | 381.6 | 37 | *4* | *78* | 16- 8 | 67/592 | 323 | 58-42.0 | 351 | 29.3 | *8* | *86* |
| **2009** | 805 | 4356 | 5.4 | 363.0 | 35 | *7* | *57* | 28-16 | 85/791 | 631 | 62-39.2 | 346 | 28.8 | *11* | *88* |
| **2010** | 809 | 4800 | 5.9 | 400.0 | 42 | *6* | *83* | 21- 9 | 72/643 | 519 | 50-43.7 | 369 | 30.8 | *11* | *91* |
| **2011** | 868 | 5711 | 6.6 | 439.3 | 60 | *10* | *102* | 20- 8 | 87/923 | 546 | 48-**45.8** | 475 | 36.5 | *12* | *109* |
| **2012** | 824 | **5862** | **7.1** | **488.5** | **67** | *11* | *117* | 18-12 | 83/769 | 566 | 47-40.6 | **552** | **46.0** | *12* | *120* |
| **2013** | 924 | 5616 | 6.1 | 468.0 | 55 | *11* | *106* | 20-11 | 64/586 | 470 | 59-42.6 | 459 | 38.3 | *11* | *112* |
| **2014** | 845 | 5532 | 6.6 | 461.0 | 56 | *11* | *111* | **14**- 8 | 86/819 | 547 | 64-43.5 | 468 | 39.0 | *11* | *116* |
| **2015** | **948** | 5420 | 5.7 | 416.9 | 43 | *7* | *85* | 28- 8 | 82/692 | 376 | 69-41.4 | 357 | 27.5 | *6* | *70* |

## SINGLE GAME

**Rushing**
Attempts—47, Dwayne Crutchfield, Iowa State at Ames, Oct. 17, 1981.
Yards—366, Ka'Deem Carey, Arizona at Tucson, Nov. 10, 2012.
Average—50.3 (3 for 151), Darrell Shepard, Oklahoma in Boulder, Oct. 4, 1980.
Touchdowns—5, Ka'Deem Carey, Arizona at Tucson, Nov. 10, 2012.

**Passing**
Attempts—65, Kliff Kingsbury, Texas Tech in Boulder, Oct. 26, 2002.
Completions—46, Graham Harrell, Texas Tech at Lubbock, Oct. 27, 2007.
Yards—484, Joe Ganz, Nebraska in Boulder, Nov. 23, 2007.
Interceptions—6, Bret Oberg, Iowa State in Boulder, Oct. 29, 1968.
Touchdowns—7, Jared Goff, California at Berkeley, Sept. 27, 2014.
Highest Pass Efficiency Rating (minimum 12 attempts)—403.4, Tim Clifford, Indiana in Boulder, Sept. 27, 1980; 11 of 14, 345 yards, 5 TDs, 0 INT. ***(NCAA Record)***

**Total Offense**
Plays—74, Branndon Stewart, Texas A & M at College Station, Sept. 28, 1996 (64 pass, 10 rush); Kliff Kingsbury, Texas Tech in Boulder, Oct. 26, 2002 (65 pass, 9 rush).
Yards—521, Joe Ganz, Nebraska in Boulder, Nov. 23, 2007 (484 pass, 37 rush).
Average Per Play—20.8, Tim Clifford, Indiana in Boulder, Sept. 27, 1980 (17 for 353 yards).

**Receiving**
Receptions—18, Albert Connell, Texas A & M at College Station, Sept. 28, 1996 (208 yards).
Yards—256, Nate Lundy, Indiana in Boulder, Sept. 27, 1980 (5 receptions).
Touchdowns—3, on four occasions. Last: Maurice Purify, Nebraska in Boulder, Nov. 23, 2007.

**Scoring**
Points—30, Ka'Deem Carey, Arizona at Tucson, Nov. 10, 2012.
Touchdowns—4, on five occasions. Last: James Sims, Kansas at Lawrence, Nov. 6, 2010.
Points Accounted For—40, Joe Ganz, Nebraska in Boulder, Nov. 23, 2007 (6 TD, 2 2-Pt. PAT).
Extra Points Made—10 (of 11), Mike Keeling, Oklahoma in Boulder, Oct. 4, 1980.
Extra Points Attempted—11 (made 10), Mike Keeling, Oklahoma in Boulder, Oct. 4, 1980.
Field Goals Made—4, on seven occasions. Last: Alex Henery, Nebraska at Lincoln, Nov. 28, 2008.
Field Goals Attempted—5, Brooks Rossman, Kansas State at Manhattan, Oct.13, 2007.

**Punt Returns**
Returns—6, on four occasions. Last: Preston Parker, Florida State in Boulder, Sept. 15, 2007.
Yards—105 (4 returns), Corey Dixon, Nebraska in Boulder, Oct. 30, 1993.

**Kickoff Returns**
Returns—7, (for 107 yards), Cortney Grixby, Nebraska in Boulder, Nov. 23, 2007.
Yards—158 (5 returns), Josh Davis, Nebraska in Boulder, Nov. 23, 2001.

**Interceptions**
Interceptions—4 (for 37 yards), Frank Nelson, Utah at Salt Lake City, Nov. 2, 1946.
Yards—98 (1 return), David Parks, Texas Tech at Lubbock, Nov. 17, 1962.

**Punting**
Punts—12 (for 634 yards), Sean Snyder, Kansas State in Boulder, Oct. 24, 1992.
Yards—634 (12 punts), Sean Snyder, Kansas State in Boulder, Oct. 24, 1992.
Average Per Punt (minimum 5)—57.0 (6 for 342), Bob Schloredt, Washington in Boulder, Sept. 19, 1959.
Average Per Punt (minimum 10)—53.6 (10 for 536), Jim Benien, Oklahoma State in Boulder, Nov. 13, 1971. ***(NCAA Record)***

**Defensive**
Most Tackles—27, Frank Manumaleuna, San Jose State in Boulder, Sept. 23, 1978.
Most Quarterback Sacks—4, on four occasions. Last: Viliseni Fauonuku, Utah at Salt Lake City, Nov. 28, 2015.
Most Passes Broken Up—5, Ralph Brown, Nebraska at Lincoln, Nov. 29, 1996.

## Opponent All-Time Longest Plays

**RUSHING**

| Yards | Player, Opponent, Site, Date |
|---|---|
| 94 | Robbie Rouse, Fresno State at Fresno, Sept. 15, 2012 (TD). |
| 92 | Paul Perkins, UCLA in Boulder, Oct. 25, 2014 (TD). |
| 90 | Walter Mack, Kansas in Boulder, Nov. 15, 1980 (TD). |
| 89 | Darrell Shepard, Oklahoma in Boulder, Oct. 4, 1980 (TD). |
| 84 | Joe Don Looney, Oklahoma in Boulder, Nov. 3, 1962 (TD). |
| 84 | Kenjon Barner, Oregon in Boulder, Oct. 22, 2011 (TD). |
| 83 | Wayne Schneider, Colorado State in Boulder, 1958 (TD). |
| 82 | Paul Perkins, UCLA at Pasadena, Oct. 31, 2015 (TD). |
| 80 | Evan Sorenson, Utah State at Logan, Nov. 8, 1947 (TD). |
| 80 | Dan Alexander, Nebraska in Boulder, Nov. 26, 1999 (TD). |
| 80 | Darren Sproles, Kansas State in Boulder, Oct. 5, 2002 (TD). |

**PASSING**

| Yards | Player, Opponent, Site, Date |
|---|---|
| 98 | Kelly Donahue to Willie Vaughan, Kansas in Boulder, Oct. 17, 1987 (TD). |
| 97 | Derek Carr to Isaiah Burse, Fresno State at Fresno, Sept. 15, 2012 (TD). |
| 95 | Lane Brown to Frances Starns, Kansas State at Manhattan, Oct. 20, 1951 (TD). |
| 95 | Fred Duda to Freeman White, Nebraska at Lincoln, Oct. 23, 1965 (TD). |
| 92 | Jared Goff to Daniel Lasco, California at Berkeley, Sept. 27, 2017 (TD). |
| 90 | Bus Williams to Ross Morris, lateral to Jack Seiferling, Utah State in Logan, Oct. 9, 1942. |
| 83 | Monte Deere to Virgil Boll, Oklahoma in Boulder, Nov. 3, 1962 (TD). |
| 81 | Landry Jones to Ryan Broyles, Oklahoma at Norman, Oct. 30, 2010 (TD). |
| 80 | Mike Gundy to Ted Long, Oklahoma in Boulder, Oct. 27, 1990 (TD). |
| 80 | J.J. Joe to David Mims, Baylor at Waco, Sept. 12, 1992 (TD). |
| 80 | Jammal Lord to Matt Herian, Nebraska at Lincoln, Nov. 29, 2002 (TD). |
| 80 | Bryant Moniz to Keahola Pilares, Hawai'i in Boulder, Sept.18, 2010. |

**KICKOFF RETURNS**

| Yards | Player, Opponent, Site, Date |
|---|---|
| 100 | Woodley Lewis, Oregon at Eugene, Oct. 15, 1949 (TD). |
| 100 | Kirby Dar Dar, Syracuse in Tempe, Fiesta Bowl, Jan. 1, 1993 (TD). |
| 100 | Rashad Ross, Arizona State in Boulder, Oct. 11, 2012 (TD). |
| 100 | Reggie Dunn, Utah in Boulder, Nov. 23, 2012 (TD). |
| 99 | on three occasions. |

**PUNT RETURNS**

| Yards | Player, Opponent, Site, Date |
|---|---|
| 93 | Eddie Hinton, Oklahoma in Boulder, Oct. 29, 1966 (TD). |
| 92 | Mike Quinlan, Air Force in Boulder, Nov. 20, 1960 (TD). |
| 89 | Jack Christensen, Colorado State in Boulder, Nov. 20, 1948 (TD). |
| 88 | Dave Brown, Michigan at Ann Arbor, Sept. 21, 1974 (TD). |
| 87 | Dante Pettis, Washington in Boulder, Nov. 1, 2014 (TD). |
| 83 | Warren Livingston, Arizona in Boulder, Oct. 8, 1960 (TD). |

**INTERCEPTION RETURNS**

| Yards | Player, Opponent, Site, Date |
|---|---|
| 98 | David Parks, Texas Tech at Lubbock, Nov. 17, 1962 (TD). |
| 96 | Ishmael Adams, UCLA at Pasadena, Oct.31, 2015 (TD). |
| 95 | Willie Greenlaw, Nebraska at Lincoln, Nov. 12, 1955 (TD). |
| 94 | Dustin Avey, Iowa State at Ames, Nov. 8, 1997 (TD). |
| 92 | Earl Thomas, Texas at Austin, Oct. 10, 2009 (TD). |

**MISCELLENEOUS RETURNS**

| Yards | Variety | Player, Opponent, Site, Date |
|---|---|---|
| 94 | fumble | Dorian Boose, Washington State in Boulder, Aug. 31, 1996 (TD). |
| 90 | fumble | Scott Hamm, Air Force at USAFA, Nov. 21, 1970 (TD). |
| 82 | fumble | Darian Hagan, Jr., California at Berkeley, Sept. 11, 2010 (TD). |
| 77 | fumble | Jim Noe, Washington at Seattle, Sept. 19, 1953 (TD). |
| 76 | blocked FG | Bill Hunt, Kansas at Lawrence, Nov. 12, 1966 (TD). |
| 44 | blocked punt | Chris Canty, Kansas State at Manhattan, Nov. 18, 1995 (TD). |

**PUNTS**

| Yards | Player, Opponent, Site, Date |
|---|---|
| 81 | Ronnie Johnson, Oklahoma State in Boulder, Oct. 28, 1967. |
| 78 | Joe Marion, Wyoming in Boulder, Sept. 20, 1975. |
| 77 | Jimmy Carpenter, Oklahoma at Norman, Oct. 28, 1961. |
| 76 | Alex Waits, Texas at Austin, Sept. 22, 1990. |
| 76 | Sean Terry, Texas A & M in Boulder, Sept. 23, 1995. |
| 75 | Harry Alley, Iowa State at Ames, Oct. 17, 1964. |

**FIELD GOALS**

| Yards | Player, Opponent, Site, Date |
|---|---|
| 62 | Tom Whelihan, Missouri at Columbia, Oct. 11, 1986. |
| 60 | Dave Lawson, Air Force at Colorado Springs, Oct. 4, 1974. |
| 59 | Johnny Beck, Kansas in Boulder, Sept. 22, 2001. |
| 57 | Alex Henery, Nebraska in Lincoln, Nov. 28, 2008. |
| 55 | on two occasions *(25 total field goals of 50 yards-plus in length).* |

# OPPONENT SINGLE GAME TEAM BESTS

## OFFENSE

### FIRST DOWNS

**Total**

| | | |
|---|---|---|
| 42 | at Nebraska | 1981 |
| 37 | at Nebraska | 1983 |
| 35 | Oklahoma | 1980 |
| 32 | Oklahoma | 1974 |
| 32 | Iowa State | 1982 |
| 32 | at Texas Tech | 2003 |

**By Rushing**

| | | |
|---|---|---|
| 34 | at Nebraska | 1981 |
| 33 | at Nebraska | 1983 |
| 31 | Oklahoma | 1974 |
| 30 | Oklahoma | 1980 |
| 26 | on two occasions | |

**By Passing**

| | | |
|---|---|---|
| 25 | Fresno State | 1993 |
| 25 | at Texas Tech | 2007 |
| 24 | at Texas Tech | 2003 |
| 21 | Kansas State | 1969 |
| 21 | at Washington State | 2015 |
| 20 | Brigham Young | 1980 |
| 20 | Colorado State | 2004 |
| 20 | Nebraska | 2007 |
| 20 | at Oklahoma | 2010 |

**By Penalty**

| | | |
|---|---|---|
| 6 | Colorado State | 1998 |
| 6 | at Kansas State | 2005 |
| 6 | at Arizona | 2014 |
| 5 | on eight occasions | |

### TOTAL OFFENSE

**Yards**

| | | |
|---|---|---|
| 875 | Oklahoma | 1980 |
| 755 | at Oregon | 2013 |
| 719 | at Nebraska | 1981 |
| 670 | at Oklahoma | 1971 |
| 670 | Arizona | 2013 |
| 665 | at Fresno State | 2012 |
| 641 | Oklahoma | 1974 |
| 641 | Nebraska | 1978 |
| 639 | at Missouri | 1984 |
| 635 | Oklahoma | 1962 |
| 635 | at Oklahoma | 2010 |
| 628 | at Washington | 2013 |
| 624 | at Toledo | 2009 |
| 617 | at Oregon | 2012 |
| 610 | Nebraska | 2007 |
| 609 | at Nebraska | 1983 |

**Attempts**

| | | |
|---|---|---|
| 111 | at Missouri | 1968 |
| 101 | Oklahoma State | 1983 |
| 97 | at Minnesota | 1992 |
| 97 | at Texas A & M | 1996 |
| 96 | at Oregon | 2013 |

**Average Per Attempt**

| | | |
|---|---|---|
| 11.74 | Indiana | 1980 |
| 11.00 | at Texas | 1946 |
| 10.94 | Oklahoma | 1980 |
| 9.93 | at Fresno State | 2012 |
| 9.92 | Oklahoma | 1962 |
| 9.45 | at Toledo | 2009 |

**Touchdowns (rush/pass)**

| | | |
|---|---|---|
| 11 | at Texas | 1946 |
| 11 | Oklahoma | 1980 |
| 10 | at Nebraska | 1983 |
| 9 | Oklahoma | 1962 |
| 9 | at Nebraska | 1975 |
| 9 | Texas (Big 12 Ch.) | 2005 |
| 9 | at Oregon | 2012 |

### RUSHING

**Yards**

| | | |
|---|---|---|
| 758 | Oklahoma | 1980 |
| 594 | Oklahoma | 1974 |
| 541 | at Nebraska | 1981 |
| 526 | at Nebraska | 1983 |
| 516 | at Missouri | 1984 |
| 498 | at Oklahoma | 1971 |
| 463 | Nebraska | 1978 |
| 452 | at Nebraska | 1979 |
| 446 | Nebraska | 1982 |
| 438 | at Oklahoma | 1973 |

**Attempts**

| | | |
|---|---|---|
| 99 | at Missouri | 1968 |
| 83 | at Kansas | 1977 |
| 81 | at Oklahoma | 1981 |
| 78 | Oklahoma | 1958 |
| 77 | on four occasions | |

**Average Per Attempt**

| | | |
|---|---|---|
| 10.38 | Oklahoma | 1980 |
| 8.83 | Baylor | 2010 |
| 8.74 | at Kansas State | 1953 |
| 8.74 | at Louisiana State | 1974 |
| 8.17 | Kansas | 1980 |

**Touchdowns**

| | | |
|---|---|---|
| 10 | Oklahoma | 1980 |
| 8 | at Nebraska | 1983 |
| 7 | on six occasions | |

### PASSING

**Yards**

| | | |
|---|---|---|
| 523 | Fresno State | 1993 |
| 488 | at Oklahoma | 2010 |
| 484 | Nebraska | 2007 |
| 458 | at Florida State | 2003 |
| 458 | at California (2OT) | 2014 |
| 456 | Oregon | 1998 |
| 439 | Kansas State | 1969 |
| 431 | at Texas Tech | 2007 |
| 431 | Kansas | 2009 |
| 429 | Missouri | 2007 |
| 422 | Kansas | 2003 |
| 420 | at Oregon State | 2013 |
| 410 | at Stanford | 1993 |
| 410 | at Baylor | 2007 |
| 406 | Oregon | 2013 |
| 403 | Colorado State | 2004 |
| 401 | at Washington State | 2012 |

**Attempts**

| | | |
|---|---|---|
| 65 | Texas Tech | 2002 |
| 64 | at Texas A & M | 1996 |
| 63 | Kansas State | 1969 |
| 63 | Fresno State | 1993 |
| 63 | at Texas Tech | 2007 |
| 60 | on two occasions | |

**Completions**

| | | |
|---|---|---|
| 46 | at Texas Tech | 2007 |
| 39 | San Diego State | 2002 |
| 37 | Fresno State | 1993 |
| 36 | Texas Tech | 2002 |
| 36 | at Baylor | 2007 |
| 35 | at Florida State | 2003 |

**Completion Percentage**
*(minimum 15 attempts)*

| | | |
|---|---|---|
| 92.0 | at Southern Cal | 2012 |
| 87.0 | Colorado State | 2007 |
| 84.6 | Kansas State | 2007 |
| 84.2 | Texas (Big 12 Ch.) | 2005 |
| 82.5 | at Texas | 2009 |
| 82.1 | at Kansas | 2010 |
| 81.5 | Baylor | 2010 |
| 81.3 | at Texas | 2005 |
| 80.6 | at Southern Cal | 2000 |
| 79.4 | at Kansas | 2008 |

**Touchdowns**

| | | |
|---|---|---|
| 7 | at Southern Cal | 2012 |
| 7 | at California (2OT) | 2014 |
| 6 | at Southern Cal | 2014 |
| 6 | Southern Cal | 2011 |
| 6 | at Oregon State | 2013 |
| 5 | on eight occasions | |

**Interceptions**

| | | |
|---|---|---|
| 7 | Utah | 1953 |
| 6 | at Oregon | 1967 |
| 6 | Iowa State | 1988 |
| 5 | on eight occasions | |

### SCORING

**Points (post-World War I)**

| | | |
|---|---|---|
| 82 | Oklahoma | 1980 |
| 76 | at Texas | 1946 |
| 70 | Texas (Big 12 Ch.) | 2005 |
| 70 | at Oregon | 2012 |
| 69 | at Nebraska | 1983 |
| 69 | at Fresno State | 2012 |

## DEFENSE

*(Colorado offensive lows)*

### FIRST DOWNS

**Total**

| | | |
|---|---|---|
| 1 | at Missouri | 1946 |
| 2 | at Utah | 1958 |
| 2 | Nebraska | 1964 |
| 3 | Oklahoma (Big 12 Ch.) | 2004 |
| 3 | Kansas State | 1940 |
| 4 | Southern Cal | 1963 |
| 4 | Iowa State | 1963 |
| 4 | Southern Cal | 2002 |

**By Rushing**

| | | |
|---|---|---|
| 0 | at Missouri | 1946 |
| 0 | Oklahoma (Big 12 Ch.) | 2004 |
| 1 | Louisiana State | 1961 |
| 1 | Nebraska | 1964 |
| 1 | Iowa State | 1984 |
| 1 | Alabama | 1991 |
| 1 | at Nebraska | 1992 |
| 1 | at Texas A & M | 1996 |
| 1 | at Kansas State | 1999 |
| 1 | Colorado State | 2009 |
| 1 | Stanford | 2012 |

**By Passing**

| | | |
|---|---|---|
| 0 | on 14 occasions | |
| Last: | at Kansas | 1988 |

### TOTAL OFFENSE

**Yards**

| | | |
|---|---|---|
| –13 | at Kansas State | 1939 |
| 30 | at Missouri | 1946 |
| 46 | Oklahoma (Big 12 Ch.) | 2004 |
| 51 | Nebraska | 1964 |
| 59 | at Texas | 1946 |
| 61 | Southern Cal | 2002 |
| 62 | at Utah | 1958 |
| 76 | Stanford | 2012 |
| 83 | Southern Cal | 1963 |
| 102 | Oregon | 1956 |

**Attempts**

| | | |
|---|---|---|
| 33 | at Kansas State | 1939 |
| 37 | at Missouri | 1946 |
| 37 | at Missouri | 1968 |
| 38 | at Kansas | 1948 |
| 38 | Kansas State | 1954 |
| 41 | at Nebraska | 1953 |
| 41 | Oregon | 1956 |
| 41 | at Missouri | 1956 |
| 41 | Southern Cal | 1963 |
| 41 | Air Force | 1964 |

**Average Per Attempt**

| | | |
|---|---|---|
| 0.81 | at Missouri | 1946 |
| 1.02 | at Nebraska | 1964 |
| 1.05 | Oklahoma (Big 12 Ch.) | 2004 |
| 1.27 | Southern Cal | 2002 |
| 1.73 | Stanford | 2012 |
| 1.85 | Texas | 2000 |
| 1.88 | at Utah | 1958 |
| 1.98 | Iowa State | 1959 |

### RUSHING

**Yards**

| | | |
|---|---|---|
| -27 | Florida State | 2007 |
| -21 | Stanford | 2012 |
| -16 | Iowa State | 1984 |
| -11 | Alabama | 1991 |
| - 8 | at Texas | 1946 |
| - 4 | Oklahoma (Big 12 Ch.) | 2004 |
| - 3 | Nebraska | 1964 |
| - 3 | Oklahoma | 1984 |
| - 2 | Utah State | 1998 |
| 3 | Texas | 2004 |
| 6 | at Missouri | 1946 |
| 6 | Oklahoma State | 1983 |

**Attempts**

| | | |
|---|---|---|
| 14 | Iowa State | 1982 |
| 16 | Louisiana State | 1961 |
| 16 | Oklahoma (Big 12 Ch.) | 2004 |
| 17 | Oklahoma State | 1983 |
| 18 | Texas | 2004 |

**Average Per Attempt**

| | | |
|---|---|---|
| -1.08 | Florida State | 2007 |
| -1.00 | Stanford | 2012 |
| -0.42 | Iowa State | 1984 |
| -0.28 | at Texas | 1946 |
| -0.25 | Oklahoma (Big 12 Ch.) | 2004 |
| -0.10 | Oklahoma | 1984 |

### PASSING

**Yards**

| | | |
|---|---|---|
| 0 | Brigham Young | 1947 |
| 0 | Nebraska | 1956 |
| 0 | at Utah | 1958 |
| 0 | Southern Cal | 1963 |
| 0 | at Missouri | 1966 |
| 0 | at Kansas | 1988 |
| 2 | at Washington | 1957 |
| 5 | Kansas State | 1954 |
| 8 | Oklahoma | 1956 |
| 8 | Oklahoma | 1986 |

**Attempts**

| | | |
|---|---|---|
| 0 | at Utah | 1958 |
| 1 | Southern Cal | 1963 |
| 2 | at Kansas | 1954 |
| 2 | Kansas State | 1954 |
| 3 | at Washington | 1989 |

**Completions**

| | | |
|---|---|---|
| 0 | Brigham Young | 1947 |
| 0 | Nebraska | 1956 |
| 0 | at Utah | 1958 |
| 0 | Southern Cal | 1963 |
| 0 | at Missouri | 1966 |
| 0 | at Kansas | 1988 |
| 1 | on 10 occasions | |

**Completion Percentage**
*(minimum 15 attempts)*

| | | |
|---|---|---|
| 07.1 | at Utah | 1946 |
| 13.3 | at Washington State | 1982 |
| 15.4 | Southern Cal | 2002 |
| 17.6 | at Nebraska | 1955 |
| 18.8 | at New Mexico | 1948 |
| 18.8 | at Louisiana State | 1973 |

## INDIVIDUAL

**Longest Rushing Play**—95, Emerson Wilson, Colorado vs. Kansas State, Nov. 20, 1954.
**Longest Passing Play**—98, Kelly Donohoe to Willie Vaughn, Kansas, Oct. 17, 1987.
**Longest Punt Return**—97, Byron White, Colorado vs. Utah, Nov. 7, 1936.
**Longest Kickoff Return**—100, on seven occasions. Last: Reggie Dunn, Utah, Nov. 23, 2012.
**Longest Interception Return**—100, Johnny Ziegler, Colorado vs. Colorado Mines, Sept. 26, 1942; Steve Rosga, Colorado vs. Oklahoma State, Oct. 12, 1996.
**Longest Punt**—83, Byron White, Colorado vs. Missouri, Oct. 2, 1937.
**Longest Field Goal Made**—60, Mason Crosby, Colorado vs. Iowa State, Oct. 16, 2004.
**Longest Field Goal Attempted**—65, Mason Crosby vs. Iowa State, Nov. 11, 2006.
**Most Total Offense**—521, Joe Ganz, Nebraska, Nov. 23, 2007 (484 pass, 37 rush).
**Most Rushes**—40, James Mayberry, Colorado vs. Kansas State, Nov. 19, 1977.
**Most Yards Rushing**—342, Charlie Davis, Colorado vs. Oklahoma State, Nov. 13, 1971.
**Most Passing Attempts**—65, Kliff Kingsbury, Texas Tech, Oct. 26, 2002.
**Most Passes Completed**—39, Adam Hall, San Diego State, Sept. 7, 2002.
**Most Passing Yards**—484, Joe Ganz, Nebraska, Nov. 23, 2007.
**Most Touchdown Passes**—6, Matt Barkley, USC, Nov. 4, 2011.
**Most Passes Had Intercepted**—6, Bret Oberg, Iowa State, Oct. 29, 1988.
**Most Receptions**—14, Kassim Osgood, San Diego State, Sept. 7, 2002.
**Most Reception Yards**—284 (11 receptions), Paul Richardson, Colorado vs. California, Sept. 10, 2011.
**Most Punts**—14, Byron White, Colorado vs. Missouri, Oct. 2, 1937.
**Most Punting Yards**—634 (12 punts), Sean Snyder, Kansas State, Oct. 24, 1992.
**Highest Punting Average**—59.8, Keith English, Colorado vs. Oregon State, Sept. 24, 1988 (5 punts).
**Most Punt Returns**—10, Deon Figures, Colorado vs. Kansas State, Oct. 24, 1992.
**Most Punt Return Yards**—167 (10 returns), Deon Figures, Colorado vs. Kansas State, Oct. 24, 1992.
**Most Kickoff Returns**—8, Shelby Nash, Colorado vs. Missouri in Boulder, Oct. 8, 1983.
**Most Kickoff Return Yards**—184 (5 returns), Howard Ballage, Colorado vs. Nebraska, Oct. 21, 1978.
**Most Interceptions**—3, on six occasions. Last: Mark Wood, Drake, Oct. 2, 1976.
**Most Interception Return Yards**—100, on three occasions.
**Most Touchdowns**—6, Chris Brown, Colorado vs. Nebraska, Nov. 23, 2001.
**Most Field Goals Made**—5, Jeremy Aldrich, Colorado vs. Kansas, Sept. 18, 1999.
**Most Field Goals Attempted**—6, Fred Lima, Colorado on two occasions.
**Most Extra Points Made**—10, Michael Keeling, Oklahoma, Oct. 4, 1980.
**Most Tackles**—30, Jeff Geiser, Colorado vs. Kansas State, Nov. 24, 1973.
**Most Points**—36, Chris Brown, Colorado vs. Nebraska, Nov. 23, 2001.

## TEAM

**Most Points Scored by Colorado**—66, vs. NE Louisiana, Sept. 16, 1995.
**Most Points Scored by Opponent**—82, by Oklahoma, Oct. 4, 1980.
**Most Plays**—105, vs. Kansas State, Oct. 24, 1992.
**Most Yards Gained**—875, by Oklahoma, Oct. 4, 1980.
**Most Yards Gained by Colorado**—767, vs. San Jose State, Sept. 11, 1999.
**Fewest Yards Gained by Opponent**—16, by Kansas State, Oct. 24, 1992.
**Fewest Yards Gained by Colorado**—51, vs. Nebraska, Oct. 24, 1964.
**Most Rushes**—87, by Colorado vs. Kansas, Nov. 7, 1970.
**Most Yards Rushing**—758, by Oklahoma, Oct. 4, 1980.
**Most Touchdowns Rushing**—10, by Oklahoma, Oct. 4, 1980.

**Folsom Field in the 1930s**

**Most Passing Attempts**—65, by Texas Tech, Oct. 26, 2002.
**Most Pass Completions**—39, by San Diego State, Sept. 7, 2002.
**Most Yards Passing**—533, Colorado vs. NE Louisiana, Sept. 16, 1995.
**Most Passes Had Intercepted**—7, by Utah, Nov. 7, 1953.
**Most Touchdown Passes**—6, by USC, Nov. 4, 2011.
**Most Punts**—14, by Colorado vs. Missouri, Oct. 2, 1937.
**Most Punting Yards**—689 (13 punts), by Kansas State, Oct. 24, 1992.
**Highest Punting Average**—61.5 (4 for 266), by Colorado vs. Air Force, Nov. 29, 1958.
**Most Punts Blocked**—2, by Nebraska, Oct. 25, 1958.
**Most Punt Returns**—12, by Colorado vs. Kansas State, Oct. 24, 1992.
**Most Punt Return Yards**—225, (11 returns), by Colorado vs. Wyoming, Oct. 26, 1940.
**Most Punt Return Touchdowns**—1, on 18 occasions. Last: by Dante Pettis, Washington, Nov. 1, 2014.
**Most Kickoff Returns**—9, by Wyoming, Oct. 26, 1940.
**Most Kickoff Return Yards**—208 (8 returns), by Colorado vs. Nebraska, Oct. 21, 1978.
**Most Kickoff Return Touchdowns**—1, on 25 occasions. Last: by Nelson Spruce, Colorado vs. California, Nov. 16,2013 (on side).
**Most Interceptions**—7, by Colorado vs. Colorado State, Nov. 22, 1924; Colorado vs. Utah, Nov. 7, 1953.
**Most Interception Return Yards**—154, by Colorado vs. Utah, Nov. 7, 1953.
**Most Interception Return Touchdowns**—1, on 34 occasions. Last: by Dominique Hatfield, Utah, Nov. 29, 2014
**Most Touchdowns**—12, by Oklahoma, Oct. 4, 1980.
**Most Field Goals Made**—5, Colorado vs. Kansas, Sept. 18, 1999.
**Most Field Goals Attempted**—6, on two occasions (Colorado twice in 1972).
**Most Extra Points Made**—10, by Oklahoma, Oct. 4, 1980.
**Most Extra Points Attempted**—11, by Oklahoma, Oct. 4, 1980.
**Most First Downs**—39, by Colorado vs. Northwestern, Sept. 30, 1978.
**Most Rushing First Downs**—35, by Colorado vs. Northwestern, Sept. 30, 1978.
**Most Passing First Downs**—24, by Colorado vs. North Texas, Sept. 18, 2004.
**Most Penalty First Downs**—5, on nine occasions.
**Most Fumbles**—12, by Colorado vs. Air Force, Nov. 29, 1958.
**Most Fumbles Lost**—7, by Colorado vs. Air Force, Nov. 29, 1958.
**Most Penalties**—18, by San Jose State, Sept. 23, 1978.
**Most Penalty Yards**—176, by San Jose State, Sept. 23, 1978.

## SEASON HOME ATTENDANCE

| Season | Games (Sold Out) | W-L-T | Attendance | Average |
|---|---|---|---|---|
| 1937 | 6 | 6-0-0 | 46,826 | 7,804 |
| 1942 | 4 | 4-0-0 | 15,796 | 3,949 |
| 1946 | 5 | 4-0-1 | 53,000 | 10,600 |
| 1947 | 4 | 2-2-0 | 54,000 | 13,500 |
| 1948 | 5 | 3-2-0 | 79,479 | 15,896 |
| 1949 | 5 | 2-3-0 | 98,776 | 19,755 |
| 1950 | 5 | 4-1-0 | 97,748 | 19,550 |
| 1951 | 5 | 5-0-0 | 107,121 | 21,424 |
| 1952 | 5 (2) | 3-0-2 | 123,481 | 24,696 |
| 1953 | 5 | 3-2-0 | 113,640 | 22,728 |
| 1954 | 5 (2) | 3-2-0 | 129,700 | 25,940 |
| 1955 | 5 (1) | 4-1-0 | 113,500 | 22,700 |
| 1956 | 5 (2) | 3-2-0 | 175,000 | 35,000 |
| 1957 | 5 | 3-2-0 | 152,500 | 30,500 |
| 1958 | 5 (1) | 2-3-0 | 187,500 | 37,500 |
| 1959 | 6 | 3-3-0 | 177,903 | 29,651 |
| 1960 | 5 (1) | 4-1-0 | 185,653 | 37,131 |
| 1961 | 6 (1) | 5-1-0 | 199,987 | 33,331 |
| 1962 | 4 | 2-2-0 | 116,000 | 29,000 |
| 1963 | 5 | 1-4-0 | 135,000 | 27,000 |
| 1964 | 5 | 1-4-0 | 140,600 | 28,120 |
| 1965 | 5 | 3-1-1 | 129,700 | 25,940 |
| 1966 | 5 (1) | 3-2-0 | 196,188 | 39,238 |
| 1967 | 5 | 4-1-0 | 196,817 | 39,363 |
| 1968 | 5 (1) | 3-2-0 | 215,574 | 43,115 |
| 1969 | 5 | 5-0-0 | 175,104 | 35,021 |
| 1970 | 5 (1) | 3-2-0 | 219,521 | 43,904 |
| 1971 | 5 | 5-0-0 | 220,171 | 44,034 |
| 1972 | 6 (3) | 5-1-0 | 307,044 | 51,174 |
| 1973 | 5 | 3-2-0 | 246,521 | 49,304 |
| 1974 | 5 (2) | 3-2-0 | 253,762 | 50,752 |
| 1975 | 6 | 6-0-0 | 281,199 | 46,867 |
| 1976 | 6 (2) | 5-1-0 | 300,191 | 50,032 |
| 1977 | 6 (2) | 5-1-0 | 293,483 | 48,914 |
| 1978 | 8 (2) | 5-3-0 | 383,048 | 47,881 |
| 1979 | 6 | 1-5-0 | 265,956 | 44,326 |
| 1980 | 6 (1) | 1-5-0 | 245,868 | 40,978 |
| 1981 | 6 | 3-3-0 | 209,224 | 34,871 |
| 1982 | 7 (1) | 1-6-0 | 251,909 | 41,985 |
| 1983 | 6 (1) | 3-3-0 | 237,674 | 39,612 |
| 1984 | 6 (1) | 1-5-0 | 235,670 | 39,278 |
| 1985 | 6 | 4-2-0 | 220,734 | 36,789 |
| 1986 | 6 (2) | 3-3-0 | 269,546 | 44,924 |
| 1987 | 6 (1) | 4-2-0 | 268,711 | 44,785 |
| 1988 | 6 | 4-2-0 | 235,142 | 39,190 |
| 1989 | 6 (2) | 6-0-0 | 293,726 | 48,954 |
| 1990 | 6 (4) | 6-0-0 | 310,374 | 51,729 |
| 1991 | 6 (4) | 4-1-1 | 311,458 | 51,910 |
| 1992 | 6 (4) | 5-0-1 | 309,900 | 51,650 |
| 1993 | 6 (5) | 4-2-0 | 311,360 | 51,893 |
| 1994 | 6 (3) | 6-0-0 | 304,897 | 50,816 |
| 1995 | 6 (4) | 4-2-0 | 312,958 | 52,160 |
| 1996 | 6 (4) | 5-1 | 312,586 | 52,098 |
| 1997 | 6 (2) | 3-3 | 309,947 | 51,658 |
| 1998 | 6 | 5-1 | 284,512 | 47,419 |
| 1999 | 5 (1) | 4-1 | 239,313 | 47,863 |
| 2000 | 5 | 1-4 | 249,950 | 49,990 |
| 2001 | 6 (1) | 5-1 | 284,848 | 47,475 |
| 2002 | 6 (2) | 5-1 | 295,286 | 49,214 |
| 2003 | 6 (2) | 3-3 | 302,588 | 50,431 |
| 2004 | 6 (1) | 4-2 | 287,368 | 47,895 |
| 2005 | 6 (2) | 5-1 | 302,462 | 50,410 |
| 2006 | 6 | 2-4 | 276,286 | 46,048 |
| 2007 | 6 | 3-3 | 303,051 | 50,509 |
| 2008 | 6 (1) | 4-2 | 296,858 | 49,476 |
| 2009 | 6 | 3-3 | 300,527 | 50,088 |
| 2010 | 6 | 4-2 | 281,182 | 46,864 |
| 2011 | 5 | 1-4 | 251,777 | 50,355 |
| 2012 | 6 | 0-6 | 272,235 | 45,373 |
| 2013 | 6 | 3-3 | 229,778 | 38,296 |
| 2014 | 6 | 1-5 | 219,469 | 36,578 |
| 2015 | 6 | 2-4 | 236,331 | 39,389 |

CU's all-time record at Folsom Field, through 2015, is 303-169-10 for a .639 winning percentage.



**THE TOP CROWD EVER AT FOLSOM?...** It was for a rock concert, not a football game. On May 1, 1977, for one of the popular Colorado "Sun Day" concert series, 61,500 turned out to see Fleetwood Mac, Bob Seger, Firefall and John Sebastian. Folsom has played host to many top national recording acts, including The Rolling Stones, The Who, Paul McCartney, The Eagles, Van Halen, REO Speedwagon, The Beach Boys, The Grateful Dead, The Doobie Brothers, Journey, Jethro Tull, John Mellencamp and the Dave Matthews Band.

## FOLSOM FIELD'S TOP 20 CROWDS

1. **54,972** vs. Colorado State, Sept. 3, 2005 (W, 31-28)
2. **54,954** vs. Colorado State, Sept. 4, 2004 (W, 27-24)
3. **54,841** vs. Nebraska, Nov. 25, 2005 (L, 3-30)
4. **54,215** vs. Oklahoma, Oct. 25, 2003 (L, 20-34)
5. **54,063** vs. Nebraska, Oct. 28, 1995 (L, 21-44)
6. **53,927** vs. Texas, Oct. 4, 2008 (L, 14-38)
7. **53,849** vs. Texas A & M, Sept. 23, 1995 (W, 29-21)
8. **53,790** vs. Nebraska, Nov. 23, 2001 (W, 62-36)
9. **53,788** vs. Michigan, Sept. 14, 1996 (L, 13-20)
10. **53,553** vs. Oklahoma, Nov. 4, 1978 (L, 7-28)
11. **53,550** vs. Kansas State, Nov. 16, 1996 (W, 12-0)
12. **53,538** vs. Nebraska, Oct. 9, 1976 (L, 12-24)
13. **53,457** vs. Wisconsin, Sept. 17, 1994 (W, 55-17)
14. **53,444** vs. Nebraska, Nov. 28, 2003 (L, 22-31)
15. **53,416** vs. Colorado State, Sept. 6, 1997 (W, 31-21)
16. **53,380** vs. Oklahoma, Oct. 30, 1976 (W, 42-31)
17. **53,262** vs. Nebraska, Oct. 21, 1978 (L, 14-52)
18. **53,199** vs. Oklahoma, Oct. 15, 1994 (W, 45-7)
19. **53,168** vs. Colorado State, Sept. 6, 2009 (L, 17-23)
20. **53,119** vs. Southern California, Sept. 14, 2002 (L, 3-40)

Colorado is 64-41-2 in the 107 games played before 50,000 or more at Folsom Field.

## TOP 20 LARGEST ROAD/NEUTRAL SITE CROWDS

106,474 at Michigan, Sept. 13, 1997 (L)
106,427 at Michigan, Sept. 24, 1994 (W)
105,096 at Ohio State, Sept. 24, 2011 (L)
101,152 at Texas, Oct.10, 2009 (L)
92,746 at Georgia, Sept. 23, 2006 (L)
91,203 at Michigan, Sept. 21, 1974 (W)
88,404 at Ohio State, Sept. 20, 1986 (L)
85,800 at Nebraska, Nov. 24, 2006 (L)
85,646 at Nebraska, Nov. 26, 2010 (L)
85,538 at Ohio State, Sept. 25, 1971 (W)
85,319 at Nebraska, Nov. 28, 2008 (L)
84,443 at Oklahoma, Oct. 21, 2006 (L)
84,173 at Oklahoma, Oct. 30, 2010 (L)
83,474 at Texas, Oct. 15, 2005 (L)
83,294 at Florida State, Sept. 20, 2003 (L)
83,274 at Southern Cal, Oct. 20, 2012 (L)
81,191 Orange Bowl vs. Notre Dame, Jan. 1, 1990 (L)
80,377 at UCLA, Nov. 2, 2013 (L)
79,015 at Wisconsin, Sept. 2, 1995 (W)
78,121 at Texas A&M, Nov. 1, 2008 (L)

## FOLSOM FIELD NIGHT GAMES

| Date | Opponent (TV) | Attendance | Result |
|---|---|---|---|
| Oct. 22, 1988 | Oklahoma (ESPN) | 49,716 | L 14-17 |
| Sept. 4, 1989 | Texas (ESPN) | 47,269 | W 27- 6 |
| Sept. 6, 1990 | Stanford (ESPN) | 50,669 | W 21-17 |
| Sept. 7, 1991 | Wyoming (ESPN) | 52,155 | W 30-13 |
| Nov. 2, 1991 | Nebraska (ESPN) | 52,319 | T 19-19 |
| Oct. 17, 1992 | Oklahoma (ESPN) | 52,454 | T 24-24 |
| Sept. 4, 1993 | Texas (ESPN) | 52,125 | W 36-14 |
| Sept. 17, 1994 | Wisconsin (ESPN) | 53,457 | W 55-17 |
| Oct. 15, 1994 | Oklahoma (ESPN) | 53,199 | W 45- 7 |
| Oct. 22, 1994 | Kansas State (ESPN) | 52,955 | W 35-21 |
| Sept. 9, 1995 | Colorado State (ESPN) | 52,848 | W 42-14 |
| Oct. 12, 1996 | Oklahoma State (FSN) | 53,005 | W 35-13 |
| Nov. 16, 1996 | Kansas State (FSN) | 53,550 | W 12- 0 |
| Oct. 18, 1997 | Kansas (FSN) | 52,097 | W 42- 6 |
| Sept. 26, 1998 | Baylor (FSN) | 46,603 | W 18-16 |
| Oct. 10, 1998 | Kansas State (FSN) | 51,581 | L 9-16 |
| Aug. 26, 2001 | Fresno State (ESPN2) | 47,762 | L 22-24 |
| Sept. 7, 2002 | San Diego State (FSN) | 44,126 | W 34-14 |
| Nov. 16, 2002 | Iowa State (FSN) | 48,728 | W 41-27 |
| Oct. 25, 2003 | Oklahoma (TBS) | 54,215 | L 20-34 |
| Sept. 4, 2004 | Colorado State (FSN) | 54,954 | W 27-24 |
| Sept. 18, 2004 | North Texas (PPV) | 46,355 | W 52-21 |
| Sept. 10, 2005 | New Mexico State (FSN) | 44,742 | W 39- 0 |
| Oct. 8, 2005 | Texas A&M (FSN) | 50,686 | W 41-20 |
| Oct. 22, 2005 | Kansas (PPV) | 48,025 | W 44-13 |
| Sept. 16, 2006 | Arizona State (TBS) | 47,723 | L 3-21 |
| Sept. 15, 2007 | Florida State (ESPN) | 52,951 | L 6-16 |
| Sept. 18, 2008 | West Virginia (ESPN) | 51,883(OT) | W 17-14 |
| Oct. 4, 2008 | Texas (FSN) | 53,927 | L 14-38 |
| Oct. 18, 2008 | Kansas State (FSN) | 52,099 | W 14-13 |
| Nov. 15, 2008 | Oklahoma State (ABC) | 46,092 | L 17-30 |
| Sept. 6, 2009 | Colorado State (FSN) | 53,168 | L 17-23 |
| Oct.17, 2009 | Kansas (FSN) | 51,146 | W 34-30 |
| Oct. 2, 2010 | Georgia (FSN) | 52,855 | W 29-27 |
| Oct. 16, 2010 | Baylor (FSN) | 48,953 | L 25-31 |
| Nov. 4, 2011 | Southern California (ESPN) | 50,083 | L 17-42 |
| Oct. 11, 2012 | Arizona State (ESPN) | 45,161 | L 17-51 |
| Sept. 7, 2013 | Central Arkansas (P12N) | 35,168 | W 38-24 |
| Oct. 26, 2013 | Arizona (P12N) | 38,679 | L 20-44 |
| Nov. 23, 2013 | Southern California (P12N) | 36,005 | L 29-47 |
| Sept. 13, 2014 | Arizona State (ESPNU) | 38,547 | L 24-38 |
| Oct. 3, 2015 | Oregon (ESPN) | 46,222 | L 24-41 |
| Oct. 17, 2015 | Arizona (FS-1) | 39,666 | L 31-38 |
| Nov. 13, 2015 | Southern California (ESPN2) | 37,905 | L 24-27 |

Colorado is 24-18-2 in 44 night games (5:00 p.m. or later starts) at Folsom Field.

# TWO-POINT CONVERSION ATTEMPTS

The two-point conversion after touchdown was first implemented in 1958; the Buffaloes have converted 66-of-161 two-point tries, or 41.0 percent (0-of-4 in bowls). One of those was a game winner, when Derek Singleton caught the conversion pass from Steve Vogel with six seconds left to lead CU to an 11-10 win over Oklahoma State in Boulder (on homecoming). Here's a look at Colorado's two point history:

| Season | Made | Att. | Pct. | Opponent | Time | Qtr. | Score | Play |
|---|---|---|---|---|---|---|---|---|
| **1958** | **1** | **2** | **50.0** | at Iowa State | 12:46 | 4th | 20-0 | run failed |
| | | | | AIR FORCE | 8:46 | 1st | 6- 0 | **Elkins pass from Dowler** |
| **1959** | **4** | **15** | **26.7** | WASHINGTON | 3:27 | 2nd | 6- 7 | pass failed |
| | | | | WASHINGTON | 0:34 | 4th | 12-21 | run failed |
| | | | | at Oklahoma | 3:10 | 4th | 6-42 | pass failed |
| | | | | at Oklahoma | 1:21 | 4th | 12-42 | run failed |
| | | | | at Kansas State | 11:01 | 2nd | 6-10 | run failed |
| | | | | at Kansas State | 1:00 | 3rd | 12-17 | **Hillebrand pass from Weidner** |
| | | | | at Arizona | 1:21 | 2nd | 12- 0 | pass failed |
| | | | | at Arizona | 13:40 | 4th | 18- 0 | pass failed |
| | | | | MISSOURI | 11:21 | 4th | 12-20 | **Counter pass from Weidner** |
| | | | | MISSOURI | 1:05 | 2nd | 6- 7 | pass failed |
| | | | | KANSAS | 8:45 | 3rd | 19- 7 | pass failed |
| | | | | KANSAS | 12:16 | 4th | 25-14 | **Schweninger pass from Montera** |
| | | | | at Nebraska | 11:21 | 1st | 6- 7 | pass failed |
| | | | | at Nebraska | 14:02 | 4th | 12-14 | pass failed |
| | | | | AIR FORCE | 7:41 | 3rd | 6- 7 | **Rife pass from Weidner** |
| **1960** | **3** | **9** | **33.3** | KANSAS STATE | 4:51 | 3rd | 19- 0 | **Semenko pass from Montera** |
| | | | | KANSAS STATE | 3:03 | 4th | 27- 7 | pass failed |
| | | | | ARIZONA | 10:07 | 2nd | 19- 6 | **Woods run** |
| | | | | ARIZONA | 8:26 | 2nd | 27- 6 | **Semenko pass from Weidner** |
| | | | | ARIZONA | 11:40 | 3rd | 35- 6 | run failed |
| | | | | NEBRASKA | 2:18 | 2nd | 12- 6 | pass failed |
| | | | | at Kansas | 1:25 | 4th | 6-34 | pass failed |
| | | | | at Oklahoma State | 1:12 | 4th | 13- 6 | pass failed |
| | | | | AIR FORCE | 1:37 | 4th | 6-16 | pass failed |
| **1961** | **2** | **6** | **33.3** | KANSAS | 2:56 | 4th | 20-19 | pass failed |
| | | | | at Oklahoma | 11:28 | 4th | 16-14 | pass failed |
| | | | | at Oklahoma | 8:34 | 4th | 22-14 | pass failed |
| | | | | UTAH | 3:05 | 4th | 12-21 | run failed |
| | | | | IOWA STATE | 1:36 | 3rd | 26- 0 | **Mavity pass from Montera** |
| | | | | AIR FORCE | 2:34 | 4th | 27-12 | **Hillebrand pass from Young** |
| **1962** | **3** | **8** | **37.5** | at Utah | 14:30 | 4th | 21-37 | pass failed |
| | | | | at Kansas | 9:13 | 4th | 6-28 | **Mavity pass from Ethridge** |
| | | | | at Oklahoma State | 12:57 | 2nd | 6- 3 | **Blair pass from Ethridge** |
| | | | | at Oklahoma State | 8:05 | 4th | 14-36 | **Symons pass from Cesarek** |
| | | | | at Iowa State | 1:34 | 1st | 6- 7 | pass failed |
| | | | | at Iowa State | 2:59 | 3rd | 12-50 | pass failed |
| | | | | at Texas Tech | 3:38 | 2nd | 6-14 | pass failed |
| | | | | at Texas Tech | 8:27 | 4th | 12-21 | pass failed |
| **1964** | **1** | **1** | **100.0** | OKLAHOMA | 12:56 | 4th | 9-14 | **McCall run** |
| **1966** | **0** | **1** | **0.0** | NEBRASKA | 11:21 | 2nd | 19- 7 | run failed |
| **1967** | **1** | **5** | **20.0** | IOWA STATE | 10:11 | 4th | 34- 0 | run failed *(after bad PAT snap)* |
| | | | | MISSOURI | 12:15 | 2nd | 15- 7 | **Plantz run** |
| | | | | KANSAS | 13:32 | 2nd | 6- 8 | run failed |
| | | | | KANSAS | 0:09 | 4th | 12- 8 | pass failed |
| | | | | at Air Force | 4:01 | 1st | 13- 0 | run failed *(after bad PAT snap)* |
| **1968** | **2** | **4** | **50.0** | at Kansas | 14:03 | 4th | 6-27 | run failed |
| | | | | at Kansas | 2:01 | 4th | 12-27 | **Kelsey run** |
| | | | | NEBRASKA | 2:02 | 4th | 6-22 | run failed |
| | | | | AIR FORCE | 2:05 | 3rd | 27-45 | **Anderson run** |
| **1970** | **1** | **3** | **33.3** | OKLAHOMA | 6:40 | 3rd | 13-23 | **Dal Porto pass from Bratten** |
| | | | | NEBRASKA | 11:22 | 4th | 13-15 | run failed |
| | | | | at Missouri | 1:01 | 4th | 16-30 | pass failed |
| **1971** | **2** | **3** | **66.6** | at Kansas | 6:50 | 4th | 26-14 | **Davis pass from Johnson** |
| | | | | OKLAHOMA STATE | 10:53 | 2nd | 19- 0 | **Branch run** |
| | | | | †-Houston | 3:48 | 4th | 29-17 | pass failed |
| **1972** | **1** | **2** | **50.0** | at Oklahoma State | 0:36 | 3rd | 6-28 | run failed |
| | | | | OKLAHOMA | 4:05 | 3rd | 12- 7 | **Matthews run** |
| **1973** | **3** | **6** | **50.0** | at LSU | 0:13 | 3rd | 6-10 | run failed |
| | | | | BAYLOR | 2:50 | 1st | 12- 0 | **Crutchmer run** |
| | | | | at Nebraska | 11:10 | 3rd | 9-28 | run failed |
| | | | | at Kansas | 10:04 | 4th | 13-17 | **Williams run** |
| | | | | OKLAHOMA STATE | 14:15 | 4th | 16-31 | **Crutchmer run** |
| | | | | OKLAHOMA STATE | 6:44 | 4th | 24-38 | run failed |
| **1974** | **3** | **3** | **100.0** | NEBRASKA | 4:43 | 4th | 13-31 | **Williams run** |
| | | | | at Kansas State | 10:33 | 4th | 9-26 | **Johnson run** |
| | | | | at Kansas State | 5:33 | 4th | 17-33 | **Crutchmer run** |
| **1976** | **1** | **2** | **50.0** | IOWA STATE | 11:02 | 2nd | 12- 0 | pass failed |
| | | | | OKLAHOMA | 5:46 | 3rd | 26-31 | **Reed run** |
| **1977** | **1** | **3** | **33.3** | OKLAHOMA STATE | 11:12 | 2nd | 12- 7 | pass failed |
| | | | | at Iowa State | 2:59 | 2nd | 12- 0 | pass failed |
| | | | | at Nebraska | 9:55 | 2nd | 13- 3 | **Knapple run** |
| **1978** | **0** | **2** | **0.0** | at Oklahoma State | 3:00 | 4th | 20-24 | pass failed |
| | | | | IOWA STATE | 10:22 | 4th | 16-20 | run failed |
| **1979** | **0** | **1** | **0.0** | DRAKE | 1:05 | 4th | 9-13 | pass failed |
| **1980** | **1** | **1** | **100.0** | DRAKE | 8:54 | 4th | 20-38 | **Ward pass from Kingdom** |
| **1981** | **2** | **4** | **50.0** | BRIGHAM YOUNG | 8:57 | 3rd | 6-24 | pass failed |
| | | | | BRIGHAM YOUNG | 10:53 | 4th | 12-31 | pass failed |
| | | | | BRIGHAM YOUNG | 1:01 | 4th | 18-41 | **B. Johnson pass from Essington** |
| | | | | OKLAHOMA STATE | 0:06 | 4th | 9-10 | **#Singleton pass from Vogel** |
| **1982** | **0** | **1** | **0.0** | at Oklahoma State | 4:39 | 4th | 22-10 | run failed |
| **1983** | **1** | **2** | **50.0** | at Nebraska | 1:30 | 2nd | 12-14 | pass failed |
| | | | | OKLAHOMA STATE | 8:29 | 4th | 12-37 | **Hestera pass from Marshall** |
| **1984** | **2** | **5** | **40.0** | at Oregon | 9:44 | 3rd | 17-12 | pass failed |
| | | | | at Oregon | 14:58 | 4th | 18-17 | **Reinhardt pass from Vogel** |
| | | | | IOWA STATE | 11:00 | 2nd | 12- 6 | pass failed |
| | | | | at Oklahoma State | 5:54 | 2nd | 6- 8 | **Keenan run** |
| | | | | at Kansas State | 2:58 | 4th | 6-24 | pass failed |
| **1985** | **2** | **3** | **66.6** | OHIO STATE | 0:31 | 4th | 36-13 | run failed |
| | | | | OKLAHOMA STATE | 4:49 | 4th | 9-14 | **Keenan run** |
| | | | | KANSAS STATE | 1:21 | 2nd | 19- 0 | **Weatherspoon run** |
| **1986** | **0** | **1** | **0.0** | †-Baylor | 2:38 | 3rd | 9-21 | run failed |
| **1987** | **0** | **1** | **0.0** | at Colorado State | 1:55 | 1st | 19- 0 | run failed |
| **1988** | **2** | **3** | **66.7** | OREGON STATE | 9:16 | 4th | 22-21 | pass failed |
| | | | | OKLAHOMA | 9:11 | 2nd | 12- 7 | **Perak pass from Aunese** |
| | | | | at Missouri | 3:42 | 1st | 12- 0 | **Bieniemy run** |
| **1990** | **0** | **5** | **0.0** | at Texas | 10:10 | 4th | 20-22 | pass failed |
| | | | | at Missouri | 0:00 | 4th | 33-31 | run failed |
| | | | | OKLAHOMA | 0:24 | 2nd | 12-14 | run failed |
| | | | | OKLAHOMA | 10:19 | 3rd | 18-14 | pass failed |
| | | | | at Nebraska | 8:37 | 4th | 13-12 | pass failed |
| **1991** | **0** | **2** | **0.0** | KANSAS | 12:11 | 4th | 23-24 | pass failed |
| | | | | †-Alabama | 3:30 | 4th | 25-30 | pass failed |
| **1992** | **1** | **1** | **100.0** | at Kansas | 2:09 | 4th | 23-18 | **Westbrook pass from Stewart** |
| **1993** | **0** | **2** | **0.0** | MIAMI | 6:23 | 3rd | 12-28 | pass failed |
| | | | | at Oklahoma | 7:48 | 1st | 6- 0 | run failed |
| **1995** | **1** | **5** | **20.0** | at Wisconsin | 0:16 | 2nd | 26- 7 | run failed |
| | | | | TEXAS A&M | 14:28 | 4th | 26-21 | pass failed |
| | | | | at Iowa State | 11:10 | 4th | 33-28 | run failed |
| | | | | at Iowa State | 10:19 | 4th | 39-28 | **Troutman run** |
| | | | | at Iowa State | 2:15 | 4th | 50-28 | pass failed |
| **1996** | **0** | **2** | **0.0** | KANSAS STATE | 4:38 | 2nd | 12- 0 | pass failed |
| | | | | †-Washington | 8:34 | 4th | 33-21 | pass failed |
| **1997** | **2** | **6** | **33.3** | at Oklahoma State | 3:55 | 3rd | 20-19 | **Hessler run** |
| | | | | MISSOURI | 0:37 | 1st | 12- 7 | run failed |
| | | | | MISSOURI | 3:52 | 4th | 31-41 | pass failed |
| | | | | at Iowa State | 0:09 | 4th | 43-38 | pass failed |
| | | | | at Kansas State | 6:32 | 4th | 12-30 | **Hessler run** |
| | | | | at Kansas State | 0:37 | 4th | 20-37 | pass failed |
| **1998** | **1** | **2** | **50.0** | Colorado State (Denver) | 12:46 | 4th | 33-14 | **Cherrington run** |
| | | | | KANSAS STATE | 5:42 | 4th | 6-16 | run failed |
| **1999** | **2** | **4** | **50.0** | Colorado State (Denver) | 8:49 | 4th | 6-41 | **Cormier pass from Moschetti** |
| | | | | Colorado State (Denver) | 3:31 | 4th | 14-41 | pass failed |
| | | | | KANSAS | 13:59 | 4th | 39-17 | **Green pass from Colvin** |
| | | | | at Iowa State | 0:12 | 2nd | 16-12 | pass failed |
| **2000** | **2** | **2** | **100.0** | KANSAS STATE | 8:59 | 4th | 19-41 | **Ochs run** |
| | | | | at Nebraska | 0:47 | 4th | 30-31 | **Green pass from Ochs** |
| **2001** | **2** | **5** | **40.0** | FRESNO STATE | 7:51 | 4th | 22-24 | pass failed |
| | | | | TEXAS A&M | 0:12 | 2nd | 12-14 | **McCoy pass from Ochs** |
| | | | | at Oklahoma State | 5:54 | 4th | 20-19 | ***McCoy pass from Pesavento** |
| | | | | NEBRASKA | 11:33 | 4th | 55-30 | pass failed |
| | | | | Texas (at Irving) | 3:48 | 2nd | 22-10 | pass failed |
| **2002** | **4** | **4** | **100.0** | at UCLA | 9:04 | 3rd | 19- 7 | **McCoy pass from Hodge** |
| | | | | at Kansas | 6:04 | 2nd | 27-15 | **Donahoe pass from Hodge** |
| | | | | at Oklahoma | 1:44 | 3rd | 9-27 | **McCoy pass from Hodge** |
| | | | | at Missouri | 4:43 | 4th | 33-28 | **Sypniewski pass from Hodge** |
| **2003** | **1** | **5** | **20.0** | KANSAS | 10:03 | 3rd | 30-35 | pass failed |
| | | | | KANSAS | 0:40 | 3rd | 36-38 | **Hackett pass from Klatt** |
| | | | | at Kansas State | 0:30 | 2nd | 13-15 | pass failed |
| | | | | NEBRASKA | 0:49 | 2nd | 16-21 | pass failed |
| | | | | NEBRASKA | 10:21 | 3rd | 22-21 | pass failed |
| **2004** | **0** | **1** | **0.0** | at Texas A&M | 11:36 | 3rd | 19- 7 | pass failed |
| **2005** | **1** | **1** | **100.0** | COLORADO STATE | 13:32 | 4th | 18-21 | **Judge pass from Klatt** |
| **2006** | **0** | **1** | **0.0** | at Kansas | 3:17 | 4th | 15-20 | pass failed |
| **2007** | **1** | **2** | **50.0** | Colorado State (Denver) | 0:34 | 3rd | 23-28 | **Geer pass from Hawkins** |
| | | | | FLORIDA STATE | 3:39 | 4th | 6-16 | pass failed |
| **2008** | **1** | **1** | **100.0** | IOWA STATE | 7:05 | 4th | 19-24 | **Behrens pass from Hawkins** |
| **2009** | **1** | **1** | **100.0** | TEXAS A&M | 1:19 | 3rd | 19-21 | **Simas pass from Hansen** |
| **2010** | **2** | **4** | **50.0** | HAWAII | 7:09 | 3rd | 15-10 | **Richardson pass from Hansen** |
| | | | | GEORGIA | 7:46 | 3rd | 20-24 | **Deehan pass from C. Hawkins** |
| | | | | BAYLOR | 0:56 | 1st | 6- 0 | pass failed |
| | | | | BAYLOR | 1:40 | 2nd | 12- 7 | run failed |
| **2013** | **4** | **6** | **66.7** | Colorado State (Denver) | 3:36 | 4th | 39-27 | **Goodson pass from Wood** |
| | | | | at Oregon State | 10:51 | 4th | 9-38 | **Ross pass from Wood** |
| | | | | at Oregon State | 0:13 | 4th | 17-44 | pass failed |
| | | | | at Arizona State | 14:54 | 2nd | 6-25 | pass failed |
| | | | | CHARLESTON SOUTHERN | 12:52 | 1st | 6- 0 | **O'Neill run** |
| | | | | SOUTHERN CALIFORNIA | 3:19 | 4th | 27-40 | **Goodson pass from Liufau** |
| **2015** | **1** | **2** | **50.0** | at Arizona State | 13:13 | 4th | 23-41 | pass failed |
| | | | | at UCLA | 12:04 | 4th | 29-28 | **Spruce pass from Liufau** |
| **TOTALS** | | | | | | | | |
| | **66** | **161** | **41.0** | (25-55 rush, 41-106 pass; †—bowl; #—game winner; *—converted from the 33-yard line, after two CU penalties) | | | | |