



UNIVERSITY OF COLORADO BUFFALOES / SPORTS INFORMATION SERVICE

2150 Stadium Drive (574 Champions Center), 357 UCB, Boulder, CO 80309-0357

Telephone 303/492-5626 (E-mail/FB contacts: david.plati@colorado.edu; curtis.snyder@colorado.edu)

David Plati (Associate AD/SID), Curtis Snyder (Assistant AD), Troy Andre (Associate SID/CUBuffs.com M.E.), Linda Sprouse (Associate SID), Seth Pringle (Assistant SID), Shaun Wicen (Assistant SID), Neill Woelk (Contributing Editor/CUBuffs.com), Tommy Henderson (Graduate Assistant)

www.CUBuffs.com

© 2018 CU Athletics

GAME 5

2018 COLORADO BUFFALO FOOTBALL WEEKLY RELEASE, NOTES & STATISTICS

COLORADO BUFFALOES vs. ARIZONA STATE SUN DEVILS

BUFFALOES LAST UNDEFEATED TEAM OVERALL IN PAC-12 & IN PAC-12 SOUTH

SATURDAY, OCTOBER 6, 2018 • 2:10 p.m. MDT • Folsom Field (50,183) • Boulder, Colo.

RELEASE NUMBER 5 (October 1, 2018)

PAC 12 NETWORK (National) | KOA-RADIO | CUBUFFS.COM (Live Stats)

BUFFALO BITS ...

The **Colorado Buffaloes** (4-0, 1-0 Pac-12) hosts the annual campus Family Weekend game this Saturday, Oct. 6, as the **Arizona State Sun Devils** (3-2, 1-1 Pac-12) in a 2:10 p.m. MDT kickoff at Folsom Field ... Colorado cracked the two major polls after the 4-0 start, debuting at No. 21 in the Associated Press poll (from the 26th spot) and No. 22 in the Amway/USA Today Coaches ballot (up seven spots from the fourth team receiving votes, or 29th) ... Colorado is the last remaining undefeated team in the Pac-12; the last time that the Buffs were the last undefeated team standing in a conference was in November 1989: after a 27-21 win over Nebraska that matched teams with **8-0** records, CU was the last undefeated team in the Big 8 ... CU is also the lone team in the Pac-12 South Division without a conference loss; with USC idle and Arizona State at 1-1, the winner of this game is guaranteed to be in first place come Saturday night ... Overall, there are just **14** undefeated teams (out of 130) left in the FBS heading into October (only four out of 10 conferences have more than one, two have one, four have none) ... Colorado is now **4-0** for the first time since 1998 and for the 31st time in its history (129

seasons), after opening 3-0 in back-to-back seasons for the first time since 1994-95 (the Buffs have opened 5-0 in 24 seasons, but also not since 1998) ... **Mike MacIntyre** is in his sixth season as CU's head coach, the seventh coach to reach that number; he is the first to have his sixth team open 4-0 ... Colorado is **18-8** in games that are a part of Parent's/Family weekend since it became an annual event in 1992 (**2-5** against Pac-12 foes; his is the first time Arizona State is the opponent) ... The Buffaloes are coming off a **38-16** win over UCLA, breaking open a see-saw affair by scoring the game's final 24 points (CU held a 477-289 edge in total offense, eclipsing 200 rushing and passing) ... Arizona State beat back Oregon State at home, **52-24**, and in similar fashion, broke open a tight 24-17 game late in the first half by outscoring the Beavers 28-7 the rest of the way (ASU outgained OSU 558-406, including 396 yards on the ground) ... This will be game **497** in Folsom's history, counting down to No. **500** on Nov. 17 ... **CUBuffs.com/media** is all things Buff, including our on-line media guide and live stats.

DEPTH CHART ON PAGE 57; ROSTERS ON PAGES 58-60; STATS 61-69

CU-ASU (PAC12/National): **Roxy Bernstein** (play-by-play) / **Anthony Herron** (color) / **Lewis Johnson** (sideline reporter) / **Michael Molinari** (producer)

STAT OF THE WEEK

How Good Is This Shenault Guy? Sophomore **WR Laviska Shenault** continues to lead the nation in receptions (38, or 9.5 per game) and in receiving yards (581, or 145.3 per). His 38 receptions in four games wasn't attained in a full season by a Buffalo until 1967, when **WR Monte Huber** (also as a sophomore) caught 45 passes. And the 581 yards? That figure wasn't reached until 1984, when **TE Jon Embree** caught 51 passes for 680 yards. In all, CU's leader in receptions have topped 38 catches just 27 yards and the 581 yards only 21 times. The DeSoto, Texas product is certainly on pace to rewrite the receiving record book.

OBSCURE STAT OF THE WEEK

Colorado has run exactly **300** plays on offense this season – with **176** of those on its scoring drives (58.7 percent); the opponent has run **86** of their **292** offensive plays on its scoring possessions, or 29.2 percent, half in comparison to the Buffaloes. The bulk of CU's yardage this year has come on those scoring drives (**1,550** of **1,959**, or 79.1 percent), as CU has scored on 25 of 53 drives this year (20 touchdowns), and those include two kneel-downs at end of games; opponents have scored on just 10 of 55 drives (5 TD).

2018 COLORADO SCHEDULE & RESULTS (4-0, 1-0 Pac-12)

		2018									
Date	CU*	Opponent	Opp*	TV	Result/Time	Record	Series	This-N-That	or '17	rewind	
Aug. 31	NR	Colorado State (N; Denver)	NR	CBS-SN	W 45-13	1-4	66-22-2	CU has a 300-yard passer, 200-yard receiver and a 100-yard rusher for first time			
Sept. 8	NR	at Nebraska	NR	ABC	W 33-28	0-4	19-49-2	Buffs rally for 33-28 win in first meeting between former Big 8 rivals since 2010			
SEPT. 15	RV	NEW HAMPSHIRE	----	PAC12MT	W 45-14	0-4	1- 0-0	CU sprints to 28-0 halftime lead, 74 different players see action			
SEPT. 28	RV	+ UCLA (N)	NR	FS-1	W 38-16	0-4	4-10-0	22-point win is largest by CU in series (four previous games decided by 21 points)			
OCT. 6	21	+ ARIZONA STATE (FW)	RV	PAC12	2:10 p.m.	3-2	1- 8-0	Buffs lead for most of the game (nearly 48 minutes), only to see ASU rally late			
Oct. 13		+ Southern California		FS-1	8:30 p.m.	3-2	0-12-0	Last two games: first half, USC 34-0; second half, CU 41-25 as Trojans prevail			
Oct. 20		+ at Washington		TBA	TBA	4-1	5-11-1	Game plays out eerily similar to '16 Pac-12 title game, as UW pulls away in 3rd Q			
OCT. 27		+ OREGON STATE (HC)		TBA	TBA	1-4	5- 5-0	Montez leads 9-play, 82-yard drive for winning score with 1:34 remaining			
Nov. 2		+ at Arizona (N)		FS-1	8:30 p.m.	2-3	14- 6-0	Teams combine for 713 rush yards, record 608 by two players (Lindsay: 281)			
NOV. 10		+ WASHINGTON STATE (N)		TBA	TBA	4-1	6- 5-0	Buffs shutout for first time since 2012 (60 games); Lindsay goes over 1K rushing			
NOV. 17		+ UTAH		TBA	TBA	2-2	32-29-3	Utes take 5-2 lead since both join Pac-12; first 6 games were decided by 32 points			
Nov. 24		+ at California		TBA	TBA	3-1	4- 5-0	CU wins in romp, 44-28 in '17; first season finale in 8 seasons that isn't vs. Utah			
Nov. 30		Pac-12 Championship Game		FOX	6:00 p.m.			at Levi's Stadium, Santa Clara, Calif.			

(KEY: *—AP rank at time of game; +—Pac-12 Conference game; N—Night game; HC—Homecoming; FW—Family Weekend. All times mountain)



COLORADO MEDIA SERVICES

Head coach **Mike MacIntyre** holds a **Tuesday press luncheon**, located in the Champions Center (third floor, room 319). All will start at 11:30 a.m. with lunch, followed by MacIntyre promptly at Noon and select players before and/or afterwards depending on class conflicts. This year's dates: **Aug. 28; Sept. 4-11-25; Oct. 2-9-16-23-30; Nov. 6-13-20-27; Dec. 4-TBA** (bowl). The **press conference portions are streamed live** on www.CUBuffs.com (in the BuffsTV area); press conferences on CUBuffs.com do not require access codes. (**TV Pool Assignments for 2018:** KCNC will coordinate all CU press luncheons).

MacIntyre can be heard every other Tuesday (Oct. 2-16-30, Nov. 13) on the **Pac-12 Teleconference Call at 11:35 a.m. MT**, with a taped replay available after 4 p.m. MT those afternoons. All 12 coaches participate; for access numbers to the conference call and the replay, e-mail David Plati (david.plati@colorado.edu) with audio files available at www.pac-12.com.

Video highlights of CU games are available through the Pac-12 Network Assignment Desk (assignment@pac-12.org). However, there are usage restrictions; contact **Duane Lindberg** to coordinate your needs (dlindberg@pac-12.org).

The **Pac-12 Networks** are available nationwide through many platforms; check with local cable or satellite subscribers for more info. Comcast and Time Warner carry the Network in Colorado and DISH Network is the league's satellite provider. In the Boulder-Denver area: Comcast 430 & 431 (840 HD); Pac-12 DISH channels include 406 and 413 (along with 5453 and 5454 in its auxiliary area).

The **Colorado locker room** (home and road) is closed after games; following the customary 10-minute cooling off period, players will be available (a list will be solicited immediately following the game; no cutoff to request players).

Colorado's **football practices** are generally closed (to the media and public), but have a 25-30 minute window open for any media photography/video needs (follow parameters listed in CU's media policies). Thursday & Friday practices are entirely closed (except to network TV).

This year's standard **meeting/practice schedule** (mountain time): **Sunday:** Off; **Monday:** 7:00-9:40 meetings/9:50-10:50 practice; **Tuesday:** 7:45/9:10-10:55; **Wednesday:** 7:45/8:50-10:30; **Thursday:** 8:45/9:55-10:55 practice; **Friday:** 9:00/10:20-11:00 walkthrough (home games), 9:00/9:50-10:30 (road games).

Interviews with Colorado players are allowed post-practice on Mondays, Tuesdays and Wednesdays. Phone interviews with media are allowed all three days in all time slots. Interviews on Sundays are at the discretion of the player, as it being the standard player day off, CU can't arrange due to NCAA rules.

Collegepressbox.com is the official media website for Division I football. Access and download weekly game notes, quotes, statistics, media guides, headshots, logos and more. Login information will be distributed to accredited media or you can apply for a password at www.collegepressbox.com/password.

collegepressbox.com
SINCE 2005 EVERYTHING BUT THE PRE-GAME MEAL

CU On-Line Photo Database. The CU SID office has a photo database that allows media instant access to obtain photos CU coaches and athletes. For a login and password, simply log on to www.cubuffs.com/photodatabase. Registration can also be found at www.cubuffs.com/media by clicking on "Enter Media Center."

The Pac-12 Mountain Network is the television home of the Buffaloes; it produces a variety of programming featuring all 12 member institutions.

THE BUFFS ON THE INTERNET

The official CU site on the Internet can be found at www.CUBuffs.com, which has the most up-to-date information, releases, game notes, press conference broadcasts (free), articles by former *Boulder Camera* sportswriter Neill Woelk and podcasts/video by the voice of the Buffs, Mark Johnson. Go to www.CUBuffs.com, click on Multimedia and then click on Football Media Center (second column under For The Media). It will link you to everything you'll need to know about CU football. Breaking news with the program will be found here first every time and delivered in full without third-party editing of what they might deem unessential.

Stats. A live in-game stats link is available for media only in the press box.

Audio. CU football can be heard (free) on the Internet at either CUBuffs.com or KOA-Radio (or its sister station, KDSP/AM760). Links: www.CUBuffs.com, www.850koa.com, www.am760.net.

BuffsTV. Through the Pac-12, "BuffsTV" offers the opportunity to listen and/or watch live game action along with weekly features; find it here: <https://cubuffs.com/watch/?Live=2204&type=Live>.

THE BUFFS ON THE AIRWAYS

KOA-Radio in Denver (850 AM & 94.1 FM; KDSP 760 AM when conflicts) originates the CU Football Network, with **Mark Johnson** in his 15th year as the play-by-play voice of the Buffs. **Former CU head coach Gary Barnett** (analysis) is in his third full season on the broadcasts. Sideline duties will be handled by **Andy Lindahl** (home games), **Bobby Pesavento** (road games) and **Mike Pritchard** (CSU); Cal is TBA. Cities on the network in addition to KOA: Aspen (KNFO/106.1FM, which serves Redstone, 105.7FM, Roaring Fork, 94.3FM, Thomasville, 96.3FM and Vail, 105.5FM), Buena Vista (KBVC, 104.1FM), Glenwood Springs (KTMS/96.1FM & 99.1FM), Fort Morgan (KRFD/100.1FM), Grand Junction (KTMM/1340AM), Rifle (KNAM/1490 AM) and Steamboat Springs (KTYV/98.9FM). KOA has been the home to CU football for 74 of the last 77 years. *Both stations will stream the game live on the Internet.*

The **CU Coaches Radio Show** originates from Fate Brewery (1600 38th St., Boulder) Thursdays from 12:30-1:30 p.m. (Aug. 30-Nov. 20); Johnson and Barnett host (the show will be taped and air later that day on KOA, or AM760 if a conflict with Rockies baseball, between 7-8 p.m.). The show will be taped and air earlier in the week for the Cal (Nov. 24) game.

Satellite Radio: Sirius-XM is the satellite home of the Buffs; the CU-ASU game (KOA broadcast) will be on **Sirius Channel 125, XM 197** (and Internet 959).

PRONUNCIATION GUIDE

Coaches/Staff

ShaDON Brown (shuh-don)
Darrin CHIAVERINI (shiv-ah-ree-knee)
KWAHN Drake (kwon)
Darian HAGAN (hay-gun)

Players

95 Israel **ANTWINE** (ann-twon)
5 Daniel **ARIAS** (air-e-us)
35 Beau **BISHARAT** (bish-er-rot)
25 **MEHKI** Blackmon (meh-kai)
23 **JAREK BROUSSARD** (jerek brew-sard)
44 Jacob **CALLIER** (coll-yee-A)
6 Curtis **CHIAVERINI** (shiv-ah-ree-knee)
33 **JAVIER** Edwards (ha-vee-air)
17 **KABION ENTO** (kay-be-on / N-toe)
42 **NU'UMOTU FALO** (new-oooh-mow-too follow)
76 Frank **FILLIP** (phillip)
96 **MELEKIOLA FINAU** (mel-E-key-ola fee-now)
56 **JASE FRANKE** (rhymes w/case; frank-E)
8 Alex **FONTENOT** (font-en-know)
64 Aaron **HAIGLER** (Hague-ler)
12 **HASAAH HYPOLITE** (ha-sahn hippo-light)
29 **URYAN** Hudson (you-ryan)
34 **MUSTAFA** Johnson (muh-stoff-uh)
36 **AKIL** Jones (ah-keel)
52 Joshua **JYNES** (rhymes with nines)
75 Josh **KAISER** (ky-zer)
58 Kary **KUTSCH** (kooch)
56 Tim **LYNOTT** (lynn-knot)
74 Chance **LYTLE** (lie-tull; hard T)
7 Tyler **LYTLE** (lie-dull; soft T)
34 **TRAVON McMILLIAN** (tray-von mick-mill-en)
16 Chris **MULUMBA** (muh-lum-buh)
4 Sam **NOYER** (noy-er)
85 Jared **POPLAWSKI** (pop-u-law-ski)
65 Colby **PURSELL** (per-sell)
3 Derrion **RAKESTRAW** (rake-straw)
54 **KANAN** Ray (kay-nin)
90 **TERRIEK** Roberts (terr-reek)
99 Jalen **SAMI** (sammy)
39 **JAISEN** Sanchez (jy-son, as in tyson)
2 **LAVISKA SHENAU** (lu-visk-uh shuh-nault)
48 James **STEFANOU** (steff-ah-know)
5 **DAVION** Taylor (day-vee-on)
10 Alex **TCHANGHAM** (chang-um)
55 Brett **TONZ** (rhymes with bronze)
21 Kyle **TREGO** (tree-go)
72 Lyle **TUOLOMA** (two-E-loma)
8 Trey **UDOFFIA** (U-doe-fee-ah)
31 Jonathan Van **DIEST** (rhymes w/east)
4 **DANTE WIGLEY** (don-tay wig-lee)
9 **JUWANN** Winfree (juh-juan)

ROSTER CHANGES/DUPE I.D.'s




Number Changes: **WR Daniel Arias** (#22 from #5; **CB Mehki Blackmon** (#25 from #18)

DUPE NUMBERS: Those who appear below are in dupe numbers where both likely see action (jerseys do have name tags). Skin tone key to help identify if on special teams: **A**—African-American, **C**—Caucasian, **H**—Hispanic; **P**—Polynesian or Pacific Islander:

Offense/Specialist	Defense/Specialist
1 Lee, WR (A)	1 Abrams, CB (A)
2 Shenault, WR (A)	2 Blackmon, CB (A)
3 Nixon, WR (A)	3 Rakestraw, S (A)
8 Fontenot, TB (A)	8 Udoiffia, CB (A)
9 Winfree, WR (A)	9 Maddox, S (A)
14 MacIntyre, WR (C)	14 Miller, CB (A)
17 Goldin, QB/H (C)	[17 Ento, WR (A)]
21 Evans, TB (A)	21 Trego, S (C)
33 Sanders, TB (C)	33 Edwards, DL (A)
44 Bounds, TE (C)	44 Callier, OLB (A)
56 Lynott Jr., OL (C)	56 Franke, DL (C)



THE FIRST COLLEGE WEBSITE WITH ITS OWN CARTOONIST?



CUBuffs.com might be the first college sports website with its own cartoonist – maybe for any sports website for that matter – as Denver's award-winning **Drew Litton** has joined CU this fall for a series primarily surrounding each football game. His designs are featured on CU's social media channels.

Litton is a nationally syndicated sports cartoonist and is best known for his 25-plus years as the creator of the popular *Rocky Mountain News*, "Win, Lose & Drew" sports cartoon. He began drawing his fun-filled Colorado Buffaloes cartoons exclusively for the University of Colorado the Friday ahead of the Rocky Mountain Showdown and has three drawings to date. He also draws for KUSA TV 9News, *The Colorado Springs Gazette*, *The Colorado Rockies Magazine*, *Mile High Sports Magazine* and a variety of other clients. His work has been featured on ESPN.com, as well as the *Chicago Tribune*. Nobody covers the wild ride of Colorado sports through art and humor better than Litton, who resides in the Denver area with a rather extensive collection of cartoon bobbleheads and Finnegan, his overly caffeinated Schnauzer.

GAME-BY-GAME STARTERS (2018)

Here are CU's starters for the 2018 season (**bold** indicated first career start):

OFFENSE	WR (X)	WR (Z)	WR (H)	LT	LG	C	RG	RT	WR (Y) / TE	QB	TB
Colorado State	Nixon	Winfree	MacIntyre	Kaiser	Tonz	Pursell	Lynott	Haigler	Shenault (WR)	Montez	Evans
Nebraska	Nixon	Winfree	MacIntyre	Kaiser	Tonz	Pursell	Lynott	Haigler	Shenault (WR)	Montez	Evans
New Hampshire	Nixon	Brown	MacIntyre	Kaiser	Moretti	Pursell	Lynott	Haigler	Bounds	Montez	Evans
UCLA	Brown	Shenault	MacIntyre	Sherman	Tonz	Pursell	Haigler	Kaiser	Bounds	Montez	McMillian
DEFENSE	OLB	LDE	NT	RDE	OLB	ILB	ILB	LCB	FS	SS	RCB
Colorado State	Callier	Antwine	Edwards	Johnson	Wells	Landman	Gamboa	Wigley	Fisher	Worthington	Abrams
Nebraska	Lewis	Antwine	Edwards	Johnson	Taylor	Landman	Gamboa	Wigley	Fisher	Worthington	Abrams
New Hampshire	Lewis	Antwine	Edwards	Johnson	Taylor	Landman	Gamboa	Wigley	Fisher	Worthington	Abrams
UCLA	Callier	Antwine	Edwards	Johnson	Wells	Landman	Gamboa	Wigley	Fisher	Worthington	Abrams

(N)—Nickel back. **CONSECUTIVE STARTS**—Gamboa 41, Montez 16, Worthington 15, Edwards 8, Haigler 8. **CAREER STARTS**—Gamboa 41, Lynott 27, MacIntyre 22, Haigler 20, Montez 19, Worthington 18. **PLAYER PARTICIPATION** (dressed/played): Colorado State 92/75; Nebraska 76/60; New Hampshire 84/74; UCLA 81/61.

OPENING DEPTH CHART NOTES

The Buffs released their season-opening depth chart on August 25, and for the fourth time in Mike MacIntyre's six seasons in Boulder, CU has more underclassmen than upperclassmen. Of the 57 players likely to see immediate action from scrimmage, 27 are underclassmen (including 11 redshirt frosh).

► For the last two years, CU did not start a true freshman in any game over the course of the season; that had not happened since 2005.



INJURY REPORT

The injury report for the Buffs as of October 1 a.m.; the list only contains players out for an extended period of time, those lost for the season and/or updates on those previously announced and discussed by the head coach:

Pos	Player	Injury	Notes	Status/Arizona State
P	Alex Kinney	collarbone	suffered a break in the first quarter at Nebraska (Sept. 8)	OUT / 2-3 weeks
TE	Jared Poplawski	shoulder	tore his labrum in practice on August 17; had season-ending surgery on August 21	OUT (SEASON)
DL	Jalen Sami	knee	tore his ACL slipping in the snow after spring ball; had season-ending surgery in early May	OUT (SEASON)
WR	Juwann Winfree	ankle	sprained during the Nebraska game (Sept. 8)	DAY-TO-DAY

HIPAA: The players listed above have signed waivers for their injury information to be released/discussed with the media.

SHENAULT MAKING WAVES & HISTORY

Sophomore **WR Laviska Shenault** has had one amazing start to the 2018 season, recording the second-most receiving yards in back-to-back games (388) and tying for the fourth-most receptions (21) in two consecutive games in CU history. Through four games, he continued to lead the nation in both categories at 9.5 catches and 145.3 yards per game, and on Sept. 25, he was added to the official **Biletnikoff Award** watch list by the award's committee. A look at his CU accomplishments to open the season:

MOST RECEIVING YARDS, BACK-TO-BACK GAMES

417	Paul Richardson	Sept. 1, 2013 (208 vs. Colorado State) Sept. 7, 2013 (209 vs. Central Arkansas)
388	Laviska Shenault	Aug. 31, 2018 (211 vs. Colorado State) Sept. 8, 2018 (177 at Nebraska)
376	Rae Carruth	Nov. 2, 1996 (222 at Missouri) Nov. 9, 1996 (154 vs. Iowa State)
351	Nelson Spruce	Sept. 20, 2014 (172 vs. Hawai'i) Sept. 27, 2014 (179 at California)
350	Charles E. Johnson	Oct. 8, 1992 (168 at Missouri) Oct. 17, 1992 (182 vs. Oklahoma)

MOST RECEPTIONS, BACK-TO-BACK GAMES

32	Nelson Spruce	Sept. 20, 2014 (12 vs. Hawai'i) Sept. 27, 2014 (19 at California)
25	Nelson Spruce	Sept. 27, 2014 (19 at California) Oct. 4, 2014 (6 vs. Oregon State)
22	Nelson Spruce	Nov. 1, 2014 (13 vs. Washington) Nov. 8, 2014 (9 at Arizona)
21	Paul Richardson	Sept. 1, 2013 (10 vs. Colorado State) Sept. 7, 2013 (11 vs. Central Arkansas)
21	Laviska Shenault	Aug. 31, 2018 (11 vs. Colorado State) Sept. 8, 2018 (10 at Nebraska)

PICKIN' BACKERS

Colorado has three interceptions this season, so far all by linebackers: **Nate Landman** has two and **Rick Gamboa** one. There have been several years where linebackers had three picks, most recently in 2016 (**Kenneth Olugbode** two, **Rick Gamboa** one); that was the first time since 2005 (**Marcus Burton** two, **Akarika Dawn** one). The last time linebackers accounted for four interceptions? You have to go back 27 years to 1991, when **Ted Johnson** picked off three and **Greg Biekert** one. And the record for the most interceptions by a CU linebacker? It's four, first set by Dennis Drummond in 1965 and matched by **Phil Irwin** in 1969.

YOUNGINS' ON THE O-LINE

It went largely unnoticed in the New Hampshire game, but the Buffs started two freshmen (both redshirts) on the offensive line: **Colby Pursell** at center and **Jake Moretti** at left guard. And then against UCLA, another frosh redshirt, **William Sherman** started at left tackle with Pursell at center. It's fairly uncommon, though the last time it happened was in 2016, when **Tim Lynott** started all 14 games at right guard while **Aaron Haigler** started seven games at right tackle (again, both redshirts). Otherwise, you have to go back to 2008 (**OG Blake Behrens** all 12 games, **OT Matt Bahr** eight games, redshirts again). Between 2008 and 2016, those account for most of the games two frosh have started on the O-line.

► Two freshmen (true or redshirt) have started **21** total games on the offensive line at Colorado. There are four other times two freshmen started on the O-line, two times when all were true frosh: 1991 (OGs **Clint Moore** and **Dolyn Jackson** vs. Minnesota) and 2007 (**OG Kai Maiava** and **OT Ryan Miller** at Kansas State). The other occasions were in 1998, in the opener against Colorado State (**C Andre Gurode** and **RG Victor Rogers**) and later that year against Baylor with Rogers at right tackle and **Erin Huizingh** at left tackle.

► CU has never had three freshmen (in any combination) start a game on the offensive line.

BUFFS TOP NATION IN WIDE RECEIVER TARGETING

The folks at N.C. State sports info compiled an interesting stat that CU is leading the nation in: percentage of pass completions to wide receivers. Of the Buffs' **95** pass completions to date, **89** have gone to wide receivers: **93.7** percent. That edged out Hawai'i (146 of 157, 93.0), Minnesota (56 of 61, 91.8), Mississippi (91 of 100, 91.0), N.C. State (96 of 106, 90.6) and Houston (91 of 101, 90.1).

SPEAKING OF BEING LARGELY UNNOTICED ...

Colorado has an impressive dominant advantage in return yards (punt, interception, fumble, other—not kickoff) in the first three games by a margin of **185-52** (including 130-37 on punts). The Buffs are also among the nation's leaders in kickoff return defense (16.0 average on six returns).

AFTER INTERMISSION

Colorado has come out guns a blazing after halftime, as the Buffaloes own second half edges of **74-27** in scoring and **1,058-611** in yardage. The third quarter has been especially dominant, with a 51-24 margin in scoring and 679-347 in yards. The Buffaloes scored on three possessions to open the second half (touchdowns against Colorado State and New Hampshire, a field goal at Nebraska), while holding the opponent to a field goal (UCLA) and to just three first downs on its opening second half possessions. CU's two longest plays of the year resulted in those early second half TDS—an 89-yard pass from **Steven Montez** to **Laviska Shenault** against Colorado State, and a 75-yard run by **Travon McMillian** versus New Hampshire.





YOUTHFUL NUMBERS

The Buffaloes have a lot of youth, so much so that **75** of the **119** players (**64.1** percent) on the roster are underclassmen. Here's where that stands nationally (does not include service academies, who do not redshirt and have extraordinarily large freshmen classes and team sizes):

School	Total	Fr. (True/RS)	Soph.	Team Size	Pct.	School	Total	Fr. (True/RS)	Soph.	Team Size	Pct.
Illinois	78	39 (32/ 7)	39	102	76.5	Georgia	87	57 (38/19)	30	129	67.4
Coastal Carolina	92	68 (40/28)	24	121	76.0	North Carolina State	75	51 (31/20)	23	112	67.0
Appalachian State	88	50 (32/18)	38	117	75.2	Indiana	77	55 (31/24)	22	116	66.4
Cincinnati	80	52 (35/17)	28	111	72.1	Nebraska	90	62 (38/24)	28	136	66.2
UCLA	76	53 (36/17)	23	106	71.7	Western Kentucky	65	38 (27/11)	27	98	66.3
Virginia	88	62 (44/18)	36	123	71.5	Iowa	82	57 (40/17)	25	124	66.1
Wake Forest	77	54 (29/25)	23	108	71.4	Penn State	80	58 (29/29)	22	122	65.6
Western Michigan	75	50 (30/20)	25	106	70.8	Kentucky	74	47 (33/14)	27	113	65.5
Georgia Southern	82	52 (30/22)	30	116	70.7	Oregon	72	48 (36/12)	24	110	65.5
Minnesota	79	60 (33/27)	19	113	69.9	Oregon State	71	50 (26/24)	21	110	64.5
UCF	85	57 (33/24)	28	123	69.1	Nevada	72	41 (29/12)	31	112	64.3
Texas State	80	59 (44/15)	21	118	68.7	Colorado	75	51 (31/20)	24	119	64.1
Wisconsin	81	53 (29/24)	28	118	68.6	USC	69	42 (25/17)	27	108	63.9
Georgia Tech	80	56 (31/25)	24	117	68.4	East Carolina	72	51 (39/12)	21	113	63.7
San Diego State	72	50 (28/22)	22	106	67.9	Missouri	72	45 (31/14)	27	113	63.7
Arizona	73	42 (23/19)	31	108	67.6	Troy	73	46 (24/22)	27	115	63.5
Michigan State	81	50 (28/22)	31	120	67.5						

► And how many have played in the first four weeks of the season? Georgia leads with **55**, followed by the Buffaloes with **48**. Next in line: Coastal Carolina 42, Clemson 41, Auburn 40, Minnesota 39, USC 39, Oregon 38, Indiana 37, Duke 36, Wake Forest 35, Connecticut 34 (*research by UConn sports info*).

SEASON OPENERS: UNDERCLASSMEN STARTERS

When including six sophomores to the above note, there were nine total starters that were underclassmen in the season opener against Colorado State. That's the third-highest total this millennium (and also since 1995). There were six first-time starters on defense, five of whom were either sophomores (four) or freshmen (two, one true). It was the fifth time in this span that three freshmen cracked the opening day starter list; the most was four in 2007 (when six underclassmen started in the opener).

Season	Fr.	So.	Total
2014	3	9	12
2009	3	8	11
2018	3	6	9
2003	1	7	8
2004	1	7	8
2008	1	7	8
2012	2	6	8

RECORD WATCH

The list of records set or tied this season; the Buffaloes have set **8** records (tied **1** other), for a total of **8** through one game in 2018; *NOTE: CU did not adopt the NCAA 2002 policy of adding bowl game statistics in its season or career numbers, thus some may differ from NCAA totals.*

INDIVIDUAL RECORDS (7)

Most Yards Gained, First Game of Career/Senior —103, Travon McMillian vs. Colorado State in Denver, Aug. 31, 2018.	RECORD
<i>Old Record: 50, Mell Holliday vs. Montana State in Boulder, Sept. 2, 2006.</i>	
Highest Pass Efficiency Rating, Game (minimum 20 att.) —246.4, Steven Montez vs. Colorado State in Denver, Aug. 31, 2018.	RECORD
<i>Old Record: 244.4, Koy Detmer vs. Northeast Louisiana in Boulder, Sept. 16, 1995 (19-of-27, 426 yards, 4 TD, 1 INT).</i>	
Highest Pass Efficiency Rating, Game (minimum 25 att.) —246.4, Steven Montez vs. Colorado State in Denver, Aug. 31, 2018.	RECORD
<i>Old Record: 244.4, Koy Detmer vs. Northeast Louisiana in Boulder, Sept. 16, 1995 (19-of-27, 426 yards, 4 TD, 1 INT).</i>	
Most Consecutive Completions To Start Game —12, Steven Montez vs. Colorado State in Denver, Aug. 31, 2018.	TIED RECORD
<i>Record: 12, Joel Klatt vs. Missouri in Boulder, Nov. 12, 2005.</i>	
Highest Completion Percentage, Game (minimum 20 att.) —88.0 (22 of 25), Steven Montez vs. Colorado State in Denver, Aug. 31, 2018.	RECORD
<i>Old Record: 78.8 (26 of 33), Joel Klatt vs. North Texas in Boulder, Sept. 18, 2004.</i>	
Highest Completion Percentage, Game (minimum 25 att.) —88.0 (22 of 25), Steven Montez vs. Colorado State in Denver, Aug. 31, 2018.	RECORD
<i>Old Record: 78.8 (26 of 33), Joel Klatt vs. North Texas in Boulder, Sept. 18, 2004.</i>	
Most Consecutive PAT Kicks Made To Start Career —55 James Stefanou, 2017-18 (15games; current).	RECORD
<i>Old Record: 43, Neil Voskeritchian, 1994 (10 games).</i>	

TEAM RECORDS (2)

Highest Completion Percentage, Game (minimum 10 att.) —88.0 (22 of 25), vs. Colorado State in Denver, Aug. 31, 2018.	RECORD
<i>Old Record: 83.3 (10 of 12), vs. Iowa State at Ames, Oct. 14, 1989.</i>	
Highest Completion Percentage, Game (minimum 20 att.) —88.0 (22 of 25), vs. Colorado State in Denver, Aug. 31, 2018.	RECORD
<i>Old Record: 81.3 (26 of 32), vs. Baylor at Waco, Sept. 12, 1992.</i>	

Notable Performances

- **QB Steven Montez** moved into second all-time at CU with eight 300-yard total offense games, breaking a tie with QB Koy Detmer with his 372 yards against Colorado State; QB Sefo Liufau (2013-16) owns the record with 11.
- **Montez'** 38-yard touchdown run against Colorado State was the longest by a CU quarterback for a score in 24 years; you have to go back to Oct. 22, 1994 when **Kordell Stewart** had a 60-yard TD run against Kansas State in Boulder.
- **WR Laviska Shenault** recorded the sixth 200-yard receiving game in CU history (11-211 vs. Colorado State), the 211 yards the fourth-most on the list.
- The 89-yard touchdown pass from **QB Steven Montez** to **WR Laviska Shenault** against Colorado State tied for the fourth-longest pass play in CU history and tied for the eighth-longest from scrimmage overall.
- **TB Travon McMillian**, a graduate transfer from Virginia Tech, had a career day against New Hampshire, rushing the most yards (162) with the longest run (75 yards) in his collegiate career. It tied for the 22nd longest rushing play in CU history (the eighth play of 75 yards or longer in the MacIntyre Era).

**SERIES HISTORY—CU vs. ARIZONA STATE**

Arizona State owns an 8-1 lead in the series after the two finally hooked up for the first time in 2006 in Boulder, despite the fact that the two Rocky Mountain regional powers are located only 589 miles apart. ASU won that game, 21-3, and then the second half of the home-and-home series the following year, 33-14, in Tempe. The Buffaloes finally broke through against the Sun Devils two years ago in Boulder, winning 40-16; the game was tied at 10 early in the second quarter but a run of 20 straight points broke the game open. Colorado led most of the game last year, only to see ASU rally from a 27-17 deficit to score 24 of the game's final 27 points in winning, 41-30. This meeting will again be at night, the norm for this series, as eight of the previous nine have been evening affairs. The Sun Devils won the first Pac-12 league encounter between the two in 2011, 48-14; the Buffaloes were able to move the ball and gain 420 yards, but five turnovers did CU in. In the first league game between the now-division rivals in Boulder, the Buffs scored 10 points in the last 24 seconds of the first half to pull to within 20-17, but Rashad Ross' 100-yard kickoff return to open the second half returned the momentum to the Arizona State side and the Sun Devils pulled away for a 51-17 victory. In 2013 in Tempe, ASU got off to a quick start, scoring 25 points in just under a 9-minute span in the first quarter en route to a 54-13 win, and in 2014 in Boulder, the Buffs couldn't come back from spotting ASU a 17-0 lead though basically dominated the game the last two-and-a-half quarters. Two years ago in Tempe, ASU again sprinted out to a 24-7 lead early in the second quarter and the Buffs couldn't catch up.

The schools have seen the most of each other in men's golf, as Colorado had always traditionally played a western schedule before joining the Pac-12. In basketball, CU owns one-game edges in men's play (9-8) and in women's action (11-10); Arizona State leads the other head-to-head encounters overall by 31-15-1: the Sun Devils lead 8-7 in volleyball, 5-4-1 in soccer and 18-2 in women's tennis, while the Buffs lead in women's lacrosse, 2-0.

Mike MacIntyre is 1-4 against Arizona State; **Herman Edwards** is 0-0 against Colorado.

SERIES DID YOU KNOW?— The 2007 game in Tempe on September 8, despite a 7:15 p.m. local start time, set the record for the warmest game in Colorado football history at the time: the temperature at kickoff was 102 degrees. It was matched in 2012 at Fresno State.

SERIES SIGNATURE ANNIVERSARY GAME— **12th. PK Mason Crosby's** 29-yard field goal gave CU an early 3-0 lead, but turned out to be only scoring for the Buffs as Arizona State slowly pulled away to a 21-3 win in the first-ever meeting between the two schools; Crosby is now doing his thing for the NFL Green Bay Packers for a 10th season. The Sun Devils led 14-3 at halftime and after three quarters, sealing the game early in the fourth on a 5-yard touchdown pass from Rudy Carpenter to Zach Miller. **TB Hugh Charles** rushed for 109 yards, CU's top offensive highlight in the game.

COLORADO-ARIZONA STATE-A-GLANCE / SERIES TRENDS

Arizona State leads the series, 8-1 (Colorado is 1-3 in Boulder, 0-5 in Tempe). A game-by-game look:

Date	Site	Result	Attend.	Rank	CU	Rushing	Passing	Tot Off	ASU	Rushing	Passing	Tot Off	TV
				CU ASU	FD	att yds td	a-c-i yds td	no yds	FD	att yds td	a-c-i yds td	no yds	
Sept. 16, 2006	Boulder (N)	L 3-21	47,723	— 22	13	44 133 0	18- 8-1 86 0	62 219	24	37 182 1	37-21-2 248 2	74 430	TBS
Sept. 8, 2007	Tempe (N)	L 14-33	58,417	— —	15	26 32 0	47-17-1 172 1	73 204	22	44 138 1	37-19-1 269 3	81 407	FSN
Oct. 29, 2011	Tempe	L 14-48	53,168	— 23	22	32 83 0	42-26-2 337 1	74 420	25	36 207 4	29-19-0 315 2	65 522	FSN
Oct. 11, 2012	Boulder (N)	L 17-51	45,161	— —	16	32 75 1	42-20-1 180 1	74 255	31	44 261 1	33-23-0 332 5	77 593	ESPN
Oct. 12, 2013	Tempe (N)	L 13-54	50,104	— —	17	35 99 1	30-18-3 169 1	65 268	29	58 276 4	22-11-0 256 2	80 532	P12N
Sept. 13, 2014	Boulder (N)	L 24-38	38,547	— 16	28	57 232 0	54-35-2 313 3	91 545	18	35 223 2	25-15-0 203 3	60 426	ESPNU
Oct. 10, 2015	Tempe (N)	L 23-48	44,157	— —	19	28 49 2	41-26-1 401 1	69 450	21	40 231 1	31-20-1 260 5	71 491	PAC12
Oct. 15, 2016	Boulder (N)	W 40-16	48,588	— —	27	52 315 5	32-23-0 265 0	84 580	7	28 50 0	35-13-1 149 1	63 199	PAC12
Nov. 4, 2017	Tempe (N)	L 30-41	44,553	— —	23	39 109 2	41-23-1 345 1	80 454	27	54 381 3	34-18-0 202 2	88 583	PAC12

CU INDIVIDUAL HIGHS

Most Yards Rushing: 219, Phillip Lindsay, Oct. 15, 2016

Most Yards Passing: 389, Sefo Liufau, Oct. 10, 2015

Most Receptions: 8, Toney Clemons, Oct. 29, 2011

Most Yards Receiving: 128, Shay Fields, Nov. 4, 2017 (6 receptions)





CU-ARIZONA STATE BY THE NUMBERS

Here's a look at some numbers-related trivia (or lack thereof) in the Colorado-ASU series:

- 4** The number of U.S. Open (golf) titles won by the two schools alumni golfers (all by Buffs: **Hale Irwin** 3, **Steve Jones** 1).
- 6** The number of times one team has gained 500 or more yards in a game in the series (Arizona State 4, Colorado 2).
- 8** The number of night games played between Colorado and Arizona State in their football histories (with the other a late afternoon start of 3:40);
- 8** The number of times Colorado has played in ASU's Sun Devil Stadium (in 2007-11-13-15-17 and the 1993, 1995 and 2002 Fiesta Bowls).
- 9** The number of total games played between Colorado and Arizona State in their football histories;
- 9-8** Colorado's record against Arizona State in men's basketball; the schools split the '17-18 regular season series and CU won in the Pac-12 tourney;
- 11-10** Colorado's record against Arizona State in women's basketball, though the Sun Devils have won the last 10 after CU started out 11-0;
- No. 16** The highest national ranking (AP) of either team (Arizona State in 2014) when the two have lined up across from each other;
- 28** The number of first downs by Colorado in the 2014 game (**27** in the final three quarters).
- 109** The number of rushing yards by **TB Hugh Charles** in the 2006 game, one yard shy of 50 percent of CU's offensive total (219).
- 199** The total offense by Arizona State in the 2016 game, the lowest of either team in the series.
- 200/400** In the first two series' games, Colorado gained in the low 200s on offense (219, 204) while Arizona State topped 400 in both (430, 407);
- 207** Phil Mickelson's winning 54-hole score in the 1990 CU-Fox Acres Invitational at Red Feather Lakes (rounds of 68-70-69 on the par-71 track);
- 219** The number of rushing yards by **TB Phillip Lindsay** in the 2016 game, more than CU rushed for in each of the first five games of the series;
- 523** Yards gained by Colorado in the second through fourth quarters in the 2014 game (to **204** Arizona State).
- 589** The number of miles between Boulder, Colorado, and Tempe, Ariz.;
- 2,029** The number of yards that Colorado has gained in the last four games in the series;
- 4,705** The difference in elevation (feet) between Boulder (**5,345**) and Tempe (**1,175**; though some areas are near **1,500**).
- 218,107** The combined square miles of both states (Arizona **114,007**/Colorado **104,100**), ranking sixth and eighth, respectively, among the 50 states.

**TALE OF THE TAPE / COLORADO – ARIZONA STATE**

Here's a comparative look between **Colorado** and **Arizona State** in both general areas as well as several statistical categories through games of Sept. 29 (national rankings where applicable in parenthesis):

 			 		
Category	Colorado	Arizona State	Category	Colorado	Arizona State
2018 Overall Record	4-0	3-2	Third Down Conversion Offense	41.1 (58)	41.5 (51)
Streak	Won 4	Won 1	Third Down Conversion Defense	32.8 (35)	38.0 (64)
vs. AP Ranked Teams (at time of game)	0-0	1-1	Fourth Down Conversion Offense	50.0 (68)	66.7 (26)
Alumni On NFL Rosters (as of Sept. 30)	14	13	Fourth Down Conversion Defense	40.0 (38)	66.7 (94)
First Downs	96 (74)	113 (37)	Three & Outs on Defense	13 (--)	NA (--)
Rushing Offense	205.5 (36)	181.2 (61)	Tackles For Loss	8.3 (16)	8.2 (18)
Average Per Rush	4.7	5.1	Tackles For Loss Allowed	8.0 (114)	5.6 (54)
Passing Offense	284.3 (29)	244.8 (58)	Quarterback Sacks By	13 (13)	18 (5)
Completion Percentage	75.4 (1)	63.5 (37)	Quarterback Sacks Allowed	11 (95)	5 (15)
Average Per Attempt	9.0	7.2	Net Punting	39.4 (46)	42.8 (7)
Passing Efficiency	170.0 (13)	142.2 (52)	Punt Returns	9.3 (59)	8.9 (66)
Total Offense	489.8 (20)	426.0 (58)	Punt Return Yardage Defense	6.2 (45)	3.3 (23)
Average Per Play	6.53	6.14	Kickoff Returns	24.0 (33)	17.7 (105)
Scoring Offense	40.3 (23)	31.6 (60)	Kickoff Return Yardage Defense	16.0 (16)	15.8 (14)
First Downs Allowed	75 (25)	118 (115)	Penalties Per Game	6.5 (66)	6.0 (51)
Rushing Defense	156.3 (65)	161.6 (71)	Penalty Yards Per Game	52.5 (52)	50.2 (43)
Average Per Rush	4.1	3.8	Turnovers Gained	7 (59)	7 (59)
Passing Defense	195.8 (41)	201.6 (46)	Turnovers Lost	4 (17)	1 (1)
Completion Percentage	50.7	57.9	Turnover Margin	+0.75 (29)	+1.00 (15)
Average Per Attempt	5.6	6.6	Interceptions	3 (74)	5 (74)
Pass Efficiency Defense	102.8 (13)	121.2 (44)	Red Zone Scoring Percentage (Offense) ..	82.4 (79)	94.1 (19)
Total Defense	352.0 (44)	363.2 (58)	Red Zone Scoring Percentage (Defense) ..	75.0 (29)	88.9 (93)
Average Per Play	4.82	4.99	Time of Possession	31:01 (47)	27:39 (104)
Scoring Defense	17.8 (20)	19.8 (31)	Strength of Record (ESPN Power Index)	53	37
			Schedule Strength (USA Today/Sagarin)	121	34

CU-UCLA BY THE NUMBERS

Here's a look at some numbers-related trivia in the Colorado-UCLA series:

- 0** The number of times both teams came into the game ranked;
- No. 9** The highest national ranking of either team (UCLA in 1982) when the two have lined up across from each other;
- 4-12** Colorado's record against UCLA in men's basketball; UCLA has won seven of 10 conference games since CU joined the Pac-12 in 2011-12;
- 4-10** Colorado's record against UCLA in women's basketball, as UCLA has won eight of 10 Pac-12 conference games since CU joined in 2011-12;
- 6** Times that one team has rushed and passed for 200 or more yards in a game (CU in 1980 and 2015, UCLA in 2011 and 2012 and both in 2014);
- 21** The number of points the last four games in the series have been decided by (3, 4, 10, 4);
- 56** The number of points UCLA scored in the 1980 game—all in the first half;
- 58** The number of yards on 4-of-8 passing former CU head coach **Rick Neuheisel**, a UCLA grad, had against the Buffs in the '82 game;
- 96** The length of an interception return by UCLA's Ishmael Adams in 2015 (for a TD), the longest play in the series by either team;
- 114** The number of offensive plays CU ran in the 2015 game, including a **40-4** edge in the second quarter;
- 120** The number of rushing yards UCLA has had in the last two games in the series (65 attempts, or 1.8 per);
- 145** The number of receiving yards former CU tight end and head coach **Jon Embree** had against the Bruins in the '84 game (8 receptions);
- 188** The number of rushing yards by **TB Chris Brown** in the 2002 game, starting a run of eight straight 100-plus yard games for the CU junior;
- 199-118** The advantage in plays that Colorado has had combined over the Bruins in the 2015-16 games;
- 325** The number of rushing yards CU had in 2002, the most by either team in the series.
- 818** The number of miles between Boulder, Colorado, and Pasadena, California;
- 5,330** The difference in elevation (feet) between Boulder (**5,345**) and Los Angeles (**15**).
- 262,748** The combined square miles of both states (California **158,648**/Colorado **104,100**), as the two rank third and eighth among the 50 states.

THIS WEEK'S HISTORICAL NOTE / 1993

Twenty-five years ago, in the first week of October, 1993, Colorado technically fell to 2-3 on the season. You see, the Buffs were coming off real-life losses at Stanford (41-37) and to Miami, Fla. (35-29) and had the next Saturday off. Or did they? On the Monday after the alleged open date, those watching the ABC sitcom, *Coach*, found out that Craig T. Nelson's Minnesota State Screaming Eagles defeated what assistant coach Michael Dybinski ("Dauber", played by actor Bill Fagerbakke) called, "the bigger, stronger and faster" Colorado Buffaloes, 58-54. The show opened with the cast closing their postgame press conference smoking victory cigars.





ARIZONA STATE 41, COLORADO 30

NOVEMBER 4, 2017

SUN DEVIL STADIUM, TEMPE

TEMPE, Ariz. — Colorado led for much of the game, but a 24-3 Arizona State fourth quarter paved the way for a 41-30 Buffs loss at Sun Devil Stadium.

While CU took the lead on its first possession and never trailed through the first half, the Buffs could have put much more distance between them and the Sun Devils had it not been for a handful of miscues.

In the end, those missed opportunities — dropped passes, a blocked punt and missed tackles — cost the Buffs a victory. The Buffs held a 10-point lead at three different junctures, including a 27-17 edge heading into the final period, but could not stop the Sun Devils down the stretch. ASU rushed for 381 yards in the game, with more than half — 191 — coming in the fourth quarter.

CU took a 3-0 lead on its first possession, getting a 34-yard field goal from James Stefanou. Two possessions later, the Buffs found the end zone, going 74 yards in 13 plays. Steven Montez completed a 16-yard pass to Shay Fields on third-and-6 and Phillip Lindsay ran eight times for 42 yards on the march, including a 6-yard scoring run for a 10-0 CU lead.

After stopping ASU at midfield, CU drove to the ASU 28, only to come up short on fourth down. Arizona State then answered with a 72-yard scoring drive, getting a 20-yard Manny Wilkins pass to N'Keal Harry to cut CU's lead to 10-7.

After both teams traded punts, Colorado put together an eight-play, 51-yard TD drive. Montez hit Jay MacIntyre for 20 yards, then connected with Bryce Bobo for 15 before Lindsay carried in from 1 out for a 17-7 lead with just 1:07 left in the half.

That, however, was enough time for the Sun Devils to go 77 yards in seven plays, with Wilkins connecting with Kyle Williams from 25 out with just 7 seconds remaining to cut CU's lead to 17-14.

Both teams traded punts to open the second half before Colorado extended its lead to 20-14 on a 53-yard Stefanou field goal, who improved to 15-for-17 on field goals for the season.

The Sun Devils then answered with a 15-play drive deep into CU territory before the Buffs held in the red zone, limiting ASU to a Ruiz field goal that closed CU's gap to 20-17.

CU then built its margin back to 10 for a third time when Montez connected with Fields on a 54-yard touchdown for a 27-17 lead with 4:55 to go in the third period.

Arizona State then cut the lead to 27-20 early in the fourth quarter, getting a 37-yard Ruiz field goal with 13:37 left in the game.

That led to a Colorado miscue that turned the tide in ASU's favor. On CU's ensuing possession, Alex Kinney's punt was blocked. The Sun Devils went 40 yards in seven plays, with a 5-yard Richard run tying the game at 27-27.

Colorado did come back quickly to regain the lead. A 60-yard Montez pass to Lindsay put the Buffs at the ASU 15, but Colorado had to settle for a 28-yard field goal and 30-27 lead with 7:09 remaining in the game.

The Sun Devils, however, continued to pound away at CU's tiring defense. ASU took its first lead of the game on the next possession, driving 75 yards in five plays. An Eno Benjamin 19-yard run helped ASU to a 34-30 edge with 5:33 to go in the game. Colorado could not move the ball on its next possession and punted, and the Sun Devils then tacked on one more touchdown for the final margin.

COLORADO	3	14	10	3	—	30
Arizona State	0	14	3	24	—	41

SCORING	Score	Time	Qtr
COLORADO — Stefanou 34 FG	3- 0	9:33	1Q
COLORADO — Lindsay 6 run (Stefanou kick)	10- 0	11:46	2Q
Arizona State — Harry 20 pass from Wilkins (Ruiz kick)	10- 7	5:38	2Q
COLORADO — Lindsay 1 run (Stefanou kick)	17- 7	1:07	2Q
Arizona State — Williams 25 pass from Wilkins (Ruiz kick)	17-14	0:07	2Q
COLORADO — Stefanou 53 FG	20-14	11:02	3Q
Arizona State — Ruiz 34 FG	20-17	6:00	3Q
COLORADO — Fields 54 pass from Montez (Stefanou kick)	27-17	4:55	3Q
Arizona State — Ruiz 37 FG	27-20	13:37	4Q
Arizona State — Richard 5 run (Ruiz kick)	27-27	8:38	4Q
COLORADO — Stefanou 28 FG	30-27	7:09	4Q
Arizona State — Benjamin 19 run (Ruiz kick)	30-34	5:33	4Q
Arizona State — Wilkins 1 run (Ruiz kick)	30-41	0:46	4Q

Attendance: 44,553 **Time:** 3:40

Weather (79°): partly cloudy skies, 29% humidity, 8 mph winds from the west

TEAM STATISTICS	COLORADO	ARIZONA ST.
First Downs.....	23	27
Third Down Efficiency (Fourth).....	6-16 (0-1)	7-17 (1-2)
Rushes—Net Yards	39-109	54-381
Passing Yards	345	202
Passes (Att-Comp-Int).....	41-23-1	34-18-0
Total Offense.....	454	583
Return Yards	15	7
Punts: No-Average.....	6-43.7	5-42.8
Fumbles: No-Lost.....	0-0	0-0
Penalties/Yards	3/25	1/5
Quarterback Sacks—Yards.....	1-0	5-24
Time of Possession	26:50	33:10
Drives/Average Field Position	14/C31	15/AS25
Red Zone: Scores-Attempts (Points).....	4-4 (20)	5-5 (27)

INDIVIDUAL STATISTICS

Rushing—Colorado: Lindsay 23-80, Montez 14-26, Bisharat 1-2, MacIntyre 1-1. **Arizona State:** Richard 25-189, Wilkins 14-95, Benjamin 5-52, Ballage 9-43, Harry 1-2.

Passing—Colorado: Montez 41-23-1, 345, 1 td. **Arizona State:** Wilkins 34-18-0, 202, 2 td.

Receiving—Colorado: Ross 7-49, Fields 6-128, Bobo 3-42, MacIntyre 3-31, Bounds 2-23, Lindsay 1-60, Nixon 1-12. **Arizona State:** Harry 6-81, Williams 6-53, Harvey 2-22, Hodges 1-31, Humphrey 1-16, Ballage 1-2, Wilkins 1-minus 3.

Punting—Colorado: Kinney 5-51.2 (67 long, 4 In20), Team 1-6.0. **Arizona State:** Sleep-Dalton 5-42.8 (50 long, 1 In20).

Punt Returns—Colorado: Blackmon 4-15. **Arizona State:** Harry 2-6, Guignard 1-1. **Kickoff Returns—Colorado:** Nixon 1-29. **Arizona State:** Benjamin 2-38, Smith 2-34.

Tackle Leaders—Colorado: Gamboa 6,11—17; McCartney 12,2—14; Lewis 5,6—11; Laguda 6,4—10; Moeller 5,1—6; Mulumba 4,1—5; Udoffia 4,1—5; Wigley 4,0—4; Worthington 3,1—4; Fisher 3,0—3; Jackson 2,0—2; Tuiloma 2,0—2. **Arizona State:** Lucas 11,1—12; Sam 9,3—12; Calhoun 5,3—8; Adams 7,0—7; Rhodes 4,0—4; Fields 3,1—4; Wilson 3,1—4.

Quarterback Sacks—Colorado: McCartney 1-0. **Arizona State:** Latu 1½-8, Wilson 1-7, Smallwood 1-4, Calhoun ½-3, Wicker ½-2; Christian ½-0.

Interceptions—Colorado: none. **Arizona State:** Adams 1-0. **Passes Broken Up—Colorado:** McCartney 3, Fisher, Laguda, Udoffia. **Arizona State:** Lucas 2.

GAME NOTES

Arizona State now leads the series by an **8-1** margin (**5-0** in Tempe, **6-1** as Pac-12 rivals); CU is **10-9** in the state of Arizona ... CU is now **0-5** on **National Bison Day** (designated since 2012 as the first Saturday in November) ... CU scored its first field goal on an opening possession since the 2015 Oregon State game, also the last time CU led a game, 3-0 ... It was the fifth time in 10 games CU shut out the opponent in the first quarter ... The last time CU was tied in the fourth quarter was also in game 10 last year (10-10 with UCLA) ... ASU had **54** rushes for **381** yards, both season-highs against the Buffs ... Colorado threw for over **300** yards for the fourth time this season ... The Buffs had forced a turnover in the first nine games this year but did not get one tonight ... The game time of **3:40** marked the longest game of the season for Colorado ... CU led for **47:31**; in the previous three games in Tempe it never led, while ASU led for **172:35** out of a possible **180** minutes; CU did lead for **30:14** in the '07 game before ASU took a late first half lead ... **QB Steven Montez** set a school record with 174 passes without an interception, breaking CU's old mark of 152 by Sefo Liufau; it ended on the last play of the game ... **PK James Stefanou's** 53-yard field goal in the third quarter was a career-long and also the second-longest by a freshman in CU history ... **WR Shay Fields** made his 11th reception of over 50 yards in what was his seventh career 100-yard receiving game (third in 2017); that's the sixth-most in CU history (he also moved from sixth into a second-place tie on the all-time receiving yards list with 2548) ... **OLB Derek McCartney** had a career high 14 tackles (12 solo) ... **TB Phillip Lindsay** now has 952 career receiving yards, 18 shy for the most by a running back in CU history (and 48 yards short of becoming the first 1,000-yard rusher and receiver).

**BUFFS CENTERPIECE EVENT FOR FAMILY WEEKEND**

CU started to regularly include a football game in its Parent's Weekend events in 1992; the name was eventually changed the name to Family Weekend in 2003. Colorado is **18-8** in these games when the families of many current CU students are in the stands (*—first home game as member of the Pac-12):

1992 Kansas State	W	54- 7	52,235	2001 Kansas	W	27-16	47,495	2010 Baylor	L	25-31	48,953
1993 Missouri	W	30-18	52,147	2002 Texas Tech	W	37-13	50,478	2011 *Washington State	L	27-31	51,928
1994 Kansas State	W	35-21	52,955	2003 Kansas (OT)	W	50-47	50,477	2012 UCLA	L	14-42	46,893
1995 Kansas	L	24-40	52,330	2004 Iowa State	W	19-14	44,285	2013 Oregon	L	16-57	45,944
1996 Oklahoma State	W	35-13	53,005	2005 Kansas	W	44-13	48,025	2014 Hawai'i	W	21-12	39,478
1997 Kansas	W	42- 6	52,097	2006 Texas Tech	W	30- 6	50,233	2015 Oregon	L	24-41	46,222
1998 Texas Tech	W	19-17	48,969	2007 Kansas	L	14-19	51,940	2016 Oregon State	W	47- 6	46,839
1999 Missouri (OT)	W	46-39	48,674	2008 Kansas State	W	14-13	52,099	2017 Arizona	L	42-46	49,976
2000 Oklahoma State	W	37-21	49,140	2009 Kansas	W	34-30	51,146				

THIS DAY IN COLORADO HISTORY: OCTOBER 6

Colorado is **10-3-2** all-time on **October 6**, which is actually a key date in CU history when it comes to CU's national championship run (see below). Here's a brief look at some of the games played on the date: **1934**—From the '35 Coloradan Yearbook recapping a 0-0 tie with Missouri: *"Although outplaying the Missouri Tigers in an intersectional game here, the Colorado Buffaloes again lacked scored punch, and were held to the second successive tie in a week's time by a Big Six opponent. In the first few minutes of the game, C.U. displayed a wealth of power in marching to the Missouri 7-yard line. On the next play, however, Eddie Wagner crashed through the line to the 3-yard marker, where he fumbled, the ball being recovered by the Tigers."* Oh, it gets better. *"Once again, early in the second quarter, the Silver and Gold drove to the Missouri 11-yard stripe, but folded up impotently there and lose the ball."* Hey, we can't make this up. And in '34, Buffaloes wasn't adopted as the school's nickname until selected in a contest about a month later. **1951**—CU topples No. 20 Kansas, 35-27; it's the first win in program history over a ranked opponent. **1956**—Colorado rallies from a 19-14 deficit with two quick scores and then holds off the Jayhawks for a 26-25 win, as the tying extra point kick try sailed outside the uprights. Bob Stransky's 80-yard run for a touchdown in the fourth quarter proved to be the winning points. **1973**—The Buffs scored a couple of quick touchdowns to go up 14-0 but found themselves hanging on for dear life in defeating Iowa State in Ames, 23-16. The game was a 20-13 affair at halftime and each team mustered just a field goal in the second half, but Iowa State drove well into Colorado territory five times after intermission, including to the CU 19 and 34 on its last two possessions, but the Buffs responded with big fourth down stops both times to thwart the Cyclones. **1979**—Colorado loses 49-24 at Oklahoma in the first game back in Norman for new CU head coach and former OU boss Chuck Fairbanks. **1990**—As Mac says, the subject of this game has been "talked out." CU beat Missouri, 33-31, in what has become known as the Fifth Down game. When all was said and done, the Buffaloes had an extra down, utilized on the last play of the game when Charles Johnson scored from the 1. However, the officials had the down count wrong, and what most thought was fourth down was actually fifth. But neither team knew (Missouri didn't run on to the field after the true fourth down), and had CU known, it would not have spiked the ball to stop the clock; it would have run a play. Oh, and Missouri's Omni-Turf field was in such poor condition that it required a special cleat, which Missouri officials didn't exactly convey to its opponents that year. Had CU known that, the final score that day would have been in the 45-10 range, but instead, CU players were slipping and falling all over the place (a documented 92 times, 16 of which ESPN showcased on the following Saturday's Game Day). **2001**—Chris Brown ran for 114 yards and Jeremy Flores made three field goals as CU defeated No. 12 Kansas State, 16-6. The Buffs came to Manhattan and emerged as the first unranked team to win there in 12 seasons, using the win to climb back into the polls themselves at No. 20. Daniel Graham caught a TD pass as CU built a 13-0 lead before K-State got on the board midway into the fourth quarter. **2007**—Colorado rolls to a 43-23 win at Baylor, as Cody Hawkins throws for 293 yards and two touchdowns (Josh Smith catches two of those for 103 yards), Hugh Charles rushes for 109 yards and Jordan Dizon racks up 15 tackles and an interception as CU built a 40-9 lead before the Bears added two cosmetic scores. **OCTOBER 6 COLORADO MVP:** Mike Pritchard. Just slightly over Eric Bieniemy (217 yards) in the '90 win over Missouri, but Pritchard, the team MVP for the season, had two offensive touches: one rush for 68 yards and touchdown and one catch for 70 yards and a score.

BACK-TO-BACK RIVALS FOR OPENERS?

Though it remains to be seen how much of a rivalry remains with Nebraska since CU hasn't played the Huskers since 2010 when both were in their last year as members of the Big 12, it's not very common for a school to open with back-to-back traditional rivals since the advent of 11 game regular seasons schedules in 1971. The Buffaloes open with Colorado State in Denver on August 31 and then travel to Lincoln to face Nebraska on September 8. Here are some other instances where a school has started a season with back-to-back rivalry games:

School	Year	Week 1 Rivalry Game	Result	Week 2 Rivalry Game	Result
Illinois	1975	at Iowa	W, 27-12	Missouri	L, 20-30
Illinois	1976	Iowa	W, 24-6	at Missouri	W, 31-6
Illinois	1984	Northwestern	W, 24-16	Missouri	W, 30-24
Georgia	1992	at South Carolina	W, 28-6	Tennessee	L, 31-34
Georgia	1993	South Carolina	L, 21-23	at Tennessee	L, 6-38
Georgia	1994	at South Carolina	W, 24-21	Tennessee	L, 23-41
Georgia	1995	South Carolina	W, 42-23	at Tennessee	L, 27-30
Boise State	2003	Idaho State	W, 62-0	at Idaho	W, 24-10
Temple	2009	Villanova	L, 24-27	at Penn State	L, 6-31
Georgia	2013	at Clemson	L, 35-38	South Carolina	W, 41-30
Georgia	2014	Clemson	W, 45-21	at South Carolina	L, 35-38
New Mexico State	2016	at Texas-El Paso	L, 22-38	New Mexico	W, 32-31
Colorado	2018	Colorado State (Denver)	W, 45-13	at Nebraska	W, 33-28

- ♦ In 2019, it will be a trifecta for Colorado: CSU again in Denver, Nebraska then visits Boulder, and for the first time since 1974, CU will renew its rivalry with Air Force, as the two will play in Boulder (with a return trip to Colorado Springs in 2022).



2018 PAC-12 POW NOMINATIONS & GAME RECOGNITIONS

Here is the list of CU's weekly nominations for the Pac-12 players of the week along with those players who carried Colorado's symbolic artifacts when they took the field prior to each game; the sledgehammer is awarded for the toughest legal hit in the previous game (or in camp). The:

Opponent	Pac-12 Player of the Week Nominations			CU Game Recognitions			
	Offensive	Defensive	Special Teams	Toolbox	Sledgehammer	Colorado Flag	United States Flag
Colorado State	WR Laviska Shenault	ILB Nate Landman	CB Ronnie Blackmon	TB Beau Bisharat	ILB Nate Landman	S Daniel Talley	TB Kyle Evans
Nebraska	WR Laviska Shenault	ILB Nate Landman	none	OT Josh Kaiser	WR Laviska Shenault	TE Brady Russell	S Kyle Trego
New Hampshire	TB Travon McMillian	none	none	QB Steven Montez	WR Juwann Winfree	DE Nick Edridge	DT Lyle Tuiloma
UCLA	QB Steven Montez	OLB Drew Lewis	none	OLB Drew Lewis	QB Steven Montez	ILB Jonathan Van Diest	TE Chris Bounds

FRESHMEN STARTERS

Some history was made in the season opener against Colorado State when it came to freshmen and starting in the first game of the season:

- **DE Israel Antwine** became the second true freshman to start a season opener on the defensive line, joining **DE Christian Shaver** (2014).
- **C Colby Pursell** became just the third freshman, true or redshirt, to ever start a CU season opener at center, joining two Buff first-team All-Americans, **Bryan Stolteneberg** (1992) and **Andre Gurode** (1998); they were also redshirt frosh.

The 2014 opener against CSU in Denver was the last time that two freshmen cracked the season-opening lineup (Shaver and **WR Shay Fields**, who was also a true frosh); **11** different players in all made their first career start against the Rams to open the season (with the count now up to 16).

SEASON OPENER REVIEW

Statistically speaking, Colorado had one of its best season-opening games in school history on Aug. 31 against Colorado State. CU's 596 yards of total offense in the contest were the most in a season opener since 1994, when that Buff team (which went 11-1 and finished the year ranked No. 3 in the coaches poll) put up 649 yards of offense in a 48-13 win over Northeast Louisiana. That 1994 season-opening total is the highest yardage gained for any game to begin a season in Buffalo history, but the 596 yards vs. CSU comes in at No. 2. It was also just the ninth time since 1946 that Colorado has gained more than 500 yards of offense in the season opener.

What was equally impressive was the Buff defense allowing just 284 yards of total offense a week after the Rams put 657 in the books against Hawai'i. CU outgained CSU by 312 yards on the night, the third largest advantage over an opponent in a season-opener in program history. Here are the largest margins of victory in a CU season opener in history (not including contests against local high schools at the turn of last century):

LARGEST MARGINS OF VICTORY IN SEASON OPENER

Year	Opponent	Score	Margin	Year	Opponent	Score	Margin	Year	Opponent	Score	Margin
1954	DRAKE	61- 0	61	1923	BRIGHAM YOUNG	41- 0	41	1995	at Wisconsin	43- 7	36
1942	COLORADO MINES	54- 0	54	1943	FT. WARREN	38- 0	38	1994	NORTHEAST LOUISIANA	48-13	35
1988	FRESNO STATE	45- 3	42	2016	Colorado State (Denver)	44- 7	37	2018	Colorado State (Denver)	45-13	32

THIRD QUICKEST FIRST SCORE OF THE YEAR

QB Steven Montez' 38-yard TD run on CU's fifth play of the season was the third quickest score in a game in CU history (well, since 1950 when we have records). The score came **1:24** into the game, trailing a 1-yard Eric Bieniemy run **1:15** into a 27-6 win over Texas in Boulder on Sept. 4, 1989 (that was set-up by a 75-yard run by current CU running back coach **Darian Hagan**). The other came **1:19** into a 34-27 win over California on Sept. 13, 1975, when the late **Mike McCoy** returned a punt 61 yards for a score.

EAST MET WEST

When CU hosted **New Hampshire** on Sept. 15, it marked the furthest east location of any opponent in Colorado history. UNH is located in Durham, N.H., which is a bit further east than Boston College (CU's 1999 Insight.com Bowl opponent) and the University of Massachusetts (CU-UMass have played twice). The two schools have been linked for decades in one particular sport – skiing, but this was the first meeting in dual sport in men's competition (there were a handful of games in women's soccer and lacrosse).

FOURTH DOWN BUFFALOES

Early last season, the Buffaloes converted on nine straight fourth down attempts (over a span of four games, including a **4-for-4** effort against Arizona, the second-best single-game performance in CU history, earning first downs needing 2, 1 and 4 yards on runs by **TB Phillip Lindsay**, and a touchdown from 2 yards out on a **QB Steven Montez** to **TE Chris Bounds** pass). The streak ended at Washington State, shy of the school record of **12** over the 2008-09 seasons.

- ➡ Colorado is **3-of-6** on fourth down this year, two of the conversion on runs out of the "wildcat" formation by **WR Laviska Shenault** in the Buffs' 33-28 win at Nebraska. His first was for a touchdown on a 4th-&-1 at the Nebraska 3, with his second on a 4th-&-2 near midfield in the fourth quarter to keep a drive alive.
- ➡ The Buffaloes were **13-of-26** on fourth down tries in 2017 (**50** percent); the most makes and attempts in a single season came way back in 1962, when the Buffs were 21-of-41. The best percentage is 72.7, in 1993, but CU was just 8-of-11; the top percentage with 20 or more tries came in 1976 (70.0, 14-of-20), followed by 1964 (69.0, 20-of-29); yes, we researched third and fourth down efficiency at CU dating back to the early 1950s.
- ➡ CU coach **Mike MacIntyre** has not been shy about going for it on fourth down; in his five seasons at the reins of the program, the Buffaloes are **56-of-118** (47.5) converting on fourth down (**38-of-75** the last three-plus seasons).

This is the second straight year CU opens with four of its first five games in the state of Colorado; it's fairly common for the Buffs, as this is the 18th time CU left the state just once in the first five games dating back to the 1978 season.

**CAREER CHART WATCH**

Here's where several Buffaloes rank on some of CU's all-time statistical charts four games into the 2018 season (*Note: Colorado does not count bowl stats into career totals to protect past history, thus career numbers for players past and present will differ from NCAA*):

- ⇒ **ILB RICK GAMBOA** is 13th in tackles (**322**).
- ⇒ **TB DONOVAN LEE** is 60th in receptions (**46**) and is 19th in kickoff return yards (**617**).
- ⇒ **ILB DREW LEWIS** is 134th in tackles (**144**).
- ⇒ **WR JAY MacINTYRE** is 33rd in receptions (**76**) and is 35th in receiving yards (**935**).
- ⇒ **QB STEVEN MONTEZ** is seventh in passing yards (**5,084**), is tied for fifth in touchdown passes (**35**), is 76th in rushing yards (**654**), is 10th in true rushing yards by a quarterback (**1,010**) and is seventh in total offense (**5,738**).
- ⇒ **WR LAVISKA SHENAULT** is 61st in receptions (**45**) and is 42nd in receiving yards (**749**).
- ⇒ **PK JAMES STEFANO** is 38th in scoring and 11th in kick-scoring (**121** points) and is tied for seventh in field goals made (**22**).
- ⇒ **WR JUWANN WINFREE** is tied for 95th in receptions (**28**) and is 118th in receiving yards (**380**).

SEASON HONORS TO DATE**BUFFALOES ON NATIONAL AWARD LISTS***(Watch Lists/Official Nominations)*

Biletnikoff Award (nation's top receiver): **WR Laviska Shenault** (one of 61 players on official watch list)
Maxwell Award (national player of the year): **QB Steven Montez** (one of 84 players on official watch list)
Earl Campbell Tyler Rose Award (most outstanding offensive player with ties to state of Texas): **QB Steven Montez** (one of 47 players on official watch list)
Lou Groza Award (top placekicker): **PK James Stefanou** (one of 30 players on official watch list)
Ray Guy Award (top punter): **P Alex Kinney** (one of 27 players on official watch list)
Ted Hendricks Award (top defensive end): **DE Chris Mulumba** (one of 43 on official watch list)
Johnny Unitas Golden Arm Award (top college quarterback): **QB Steven Montez** (one of 49 players on official watch list)
Walter Camp Award (national player of the year): **QB Steven Montez** (one of 50 players on official watch list)
Wuerffel Award (community service): **S Nick Fisher** (CU's nomination)

PAC-12 PLAYER OF THE WEEK *(three selected weekly)*

ILB NATE LANDMAN (*Aug. 30, Defensive vs. Colorado State: 4,10—14 TT; 1 TFL, 1 3DS, 1 TZ, PBU, INT*)
WR LAVISKA SHENAULT (*Sept. 8 vs. Offensive vs. Nebraska: 10-177, 1 TD (40-yard game winner) receiving; 2-5 rushing, 1 TD/2 FDE (both 4th down carries), 8 FDE*)

MAXWELL AWARD / NATIONAL PLAYER OF THE WEEK

QB STEVEN MONTEZ (*Sept. 8 vs. Nebraska: 50-33-0, 351, 3 TD passing, 144.8 rating; 11-(-7) rushing (4-36 true rushing); 18 FDE*)

FWAA / BRONKO NAGURSKI DEFENSIVE PLAYER OF THE WEEK

ILB NATE LANDMAN (*Sept. 8 vs. Nebraska: 7,7—14 TT; 2 TFL, 2 4DS/1 3DS, 2 TZ, FF, PBU, INT*)

NFF/COLORADO CHAPTER STATE OF COLORADO PLAYER OF THE WEEK

ILB NATE LANDMAN (*Sept. 8 vs. Nebraska: 7,7—14 TT; 2 TFL, 2 4DS/1 3DS, 2 TZ, FF, PBU, INT*)

SUGAR BOWL / MANNING AWARD EIGHT STARS OF THE WEEK *(*—denotes selection as Manning Award Quarterback of the Week)*

QB STEVEN MONTEZ (*Aug. 31, vs. Colorado State: 25-22-1, 338, 4 TD passing, 246.8 rating; 3-34, 1 TD rushing; 12 FDE*)

DAVEY O'BRIEN AWARD / GREAT EIGHT STARS OF THE WEEK *(*—denotes overall winner)*

QB STEVEN MONTEZ (*Sept. 8 vs. Nebraska: 50-33-0, 351, 3 TD passing, 144.8 rating; 11-(-7) rushing (4-36 true rushing); 18 FDE*)

EARL CAMPBELL ROSE TYLER ROSE AWARD

WR LAVISKA SHENAULT (**National POW:** *Sept. 8 vs. Nebraska: 10-177, 1 TD (40-yard game winner) receiving; 2-5 rushing, 1 TD/2 FDE (both 4th down carries), 8 FDE*)
QB STEVEN MONTEZ (**honorable mention:** *Aug. 31, vs. Colorado State: 25-22-1, 338, 4 TD passing, 246.8 rating; 3-34, 1 TD rushing; 12 FDE*)
WR LAVISKA SHENAULT (**honorable mention:** *Aug. 31 vs. Colorado State: 11-211, 1 TD (89 yards); 1-5 rushing, FDE; 7 FDE overall*)
QB STEVEN MONTEZ (**honorable mention:** *Sept. 8 vs. Nebraska: 50-33-0, 351, 3 TD passing, 144.8 rating; 11-(-7) rushing (4-36 true rushing); 18 FDE*)

COLLEGESPORTSMADNESS.COM PAC-12 PLAYER OF THE WEEK

ILB NATE LANDMAN (*Aug. 30, Defensive vs. Colorado State: 4,10—14 TT; 1 TFL, 1 3DS, 1 TZ, PBU, INT*)
QB STEVEN MONTEZ (*Sept. 8, Offensive vs. Nebraska: 50-33-0, 351, 3 TD passing, 144.8 rating; 11-(-7) rushing (4-36 true rushing); 18 FDE*)

LINDY'S SPORTS / U.S. FARM RAISED CATFISH CATCH OF THE WEEK

WR LAVISKA SHENAULT (*Sept. 8 vs. Nebraska: 10-177, 1 TD overall; 40-yard game winning TD catch with 1:06 remaining*)

In 2017, then-freshman **WR Laviska Shenault** became the 15th known Buffalo to score a touchdown on his first collegiate touch (excluding kickers, offensive linemen and defensive players), but statistically, it wasn't an official touch. Against Texas State, he scooped up an Isaiah Oliver fumble after the latter had returned it four yards; Shenault then ran 55 yards for a TD to open the scoring in what would be a 37-3 Colorado win. However, the NCAA does not score it as a fumble return but views it as an extension of a punt return, thus he was credited with no return for 55 yards, much like a lateral is scored (*full list on page 50*).



STATISTICALLY SPEAKING

Here's where the Buffs rank statistically in select categories in the Pac-12 and the NCAA through games of September 29:

TEAM											
Pac12	NCAA	Category	Stat	Pac12	NCAA	Category	Stat	Pac12	NCAA	Category	Stat
3rd	36th	RUSHING OFFENSE	205.5	6th	65th	RUSHING DEFENSE	156.3	5th	59th	PUNT RETURNS	9.3
3rd	29th	PASSING OFFENSE	284.3	5th	41st	PASSING DEFENSE	195.8	4th	33rd	KICKOFF RETURNS	24.0
2nd	20th	TOTAL OFFENSE	489.8	6th	44th	TOTAL DEFENSE	352.0	6th	46th	NET PUNTING	39.4
4th	58th	3rd DOWN EFFICIENCY.....	41.1	4th	35th	3rd DOWN EFF DEFENSE...	32.8	3rd	29th	TURNOVER MARGIN	+0.75
2nd	23rd	SCORING OFFENSE	40.3	3rd	20th	SCORING DEFENSE	17.8	3rd	47th	TIME OF POSSESSION	31:01
INDIVIDUAL (Top 25 in conference or top CU leader; players must meet NCAA minimum of 75% of team's games; *—if had enough attempts to qualify)											
Rushing	Pac-12	NCAA	Yds/Gm	K.D. Nixon	16th	103rd	4.5	Punt Returns	Pac-12	NCAA	Avg.
Travon McMillian	4th	24th	98.0	Receiving Yards	Pac-12	NCAA	Yds/Gm	Ronnie Blackmon	2nd	25th	10.9
Passing Yards	Pac-12	NCAA	Yards	Laviska Shenault	1st	1st	145.3	Kickoff Returns	Pac-12	NCAA	Avg.
Steven Montez.....	8th	45th	1,092	K.D. Nixon	22nd	177th	48.3	None			
Passing Efficiency	Pac-12	NCAA	Rating	Yards Per Reception	Pac-12	NCAA	Yds/Gm	Quarterback Sacks	Pac-12	NCAA	Avg./Gm
Steven Montez	2nd	11th	173.7	Laviska Shenault	12th	112th	15.3	Mustafa Johnson	2nd	27th	0.88
Completion Pct.	Pac-12	NCAA	Rating	Scoring	Pac-12	NCAA	Pts/Gm	Drew Lewis	7th	113th	0.50
Steven Montez.....	1st	1st	75.8	Laviska Shenault	3rd	28th	9.0	Interceptions	Pac-12	NCAA	Avg./Gm
Total Offense	Pac-12	NCAA	Yds/Gm	James Stefanou	4th	42nd	8.8	Nate Landman	4th	17th	0.50
Steven Montez.....	3rd	19th	300.0	Travon McMillian	16th	152nd	6.0	Rick Gamboa	8th	86th	0.25
Travon McMillian	17th	159th	98.0	Field Goal Pct.	Pac-12	NCAA	Pct.	Passes Defended	Pac-12	NCAA	Avg./Gm
All-Purpose	Pac-12	NCAA	Yds/Gm	James Stefanou.....	5th	57th	71.4	None			
Laviska Shenault.....	3rd	12th	152.3	Field Goals	Pac-12	NCAA	FG/Gm	Tackles			
Travon McMillian.....	11th	90th	99.5	James Stefanou.....	1st	34th	1.25	CU uses coaches' video; numbers do not match.			
Receptions	Pac-12	NCAA	No./Gm	Punting	Pac-12	NCAA	Avg.				
Laviska Shenault.....	1st	1st	9.5	none							

COLORADO IN THE POLLS – 2018 WEEK-BY-WEEK

A look at where Colorado has placed weekly in each of the three major polls in 2018 (the College Football Playoff committee first released its weekly rankings on Tuesday, Oct. 30; RV—denotes received votes; number is place outside top 25):

Poll	PS	9/04	9/09	9/16	9/23	9/30	10/07	10/14	10/21	10/28	11/04	11/11	11/18	11/25	12/02	Final
Associated Press	---	---	RV (31)	RV (29)	RV (26)	21										
USA Today Coaches	---	---	RV (34)	RV (29)	RV (29)	22										
FWAA-NFF Super 16	---	---	RV (28)			RV (21)										
CFP Committee Poll	N/A	---	---	---	---	---	---	---	---							

IN THE POLLS / SOME HISTORY

Colorado re-entered the national polls on Sunday, Sept. 30 (the same point of the season it did in 2016, at that time for the first time since 2005), and almost the same identical positions: the Buffaloes came in at No. 21 in the *Associated Press* poll (same) and No. 23 in the *USA Today Coaches* ballot (No. 22 this time around). In 2016, it lasted just that one week before the Buffs fell out after a loss at USC; however, CU reappeared three weeks later and for the remainder of 2016. Colorado owns the ninth longest streak of all-time, as from the 1989 preseason poll through the fifth week of 1997, CU had a run of **143** consecutive weeks in the AP poll. CU has now been ranked **303** times in its history, the 26th most all-time (Georgia Tech is 25th with 307), and has finished in the top four on four occasions, tied for 22nd most (the College Football Playoff includes the top four teams; only USC, with 12, has more than CU from the Pac-12).

45 WINS OVER AP RANKED TEAMS 20TH BEST SINCE '89

CU's **45** wins over *Associated Press* ranked teams dating back to the 1989 season (when the AP expanded to a top 25) are the 20th most in the nation in this time frame (29 seasons). Through Sept. 29, Alabama has the most (89), followed by Ohio State (85), Florida State (82), Florida (77), LSU (72), Michigan (68), Southern Cal (68), Oklahoma (68), Miami, Fla. (60), Tennessee (58), Georgia (57), Auburn (57), Texas (56), Notre Dame (55), Oregon (54), Clemson (51), Penn State (51), UCLA (51), Washington (50), Nebraska (47), Michigan State (46) and **Colorado (45)**. All-time, Colorado's **68** wins over ranked teams are tied for the 23rd most in history. **Since 1989, CU has played the sixth most ranked teams in the nation (132, with a record of 45-85-2)**, trailing only Florida (149; 77-71-1), Alabama 147 (89-57-1), LSU (145; 72-73), Ohio State 138 (85-50-3) and Michigan 135 (68-67-2); the runner-up in wins, Florida State, has played 130: 82-48.

- CU is **2-28** against ranked teams since a 34-30 win versus No. 17 Kansas in Boulder on Oct. 17, 2009 (the wins over #20 WSU and #21 Utah in 2016).
- CU's last win over a top 5 or 10 team was on Sept. 29, 2007: a 27-24 win over No. 3 Oklahoma in Boulder.
- **Note:** In 2016, ASU was ranked #24 in the *USA Today/Coaches* poll when CU defeated it, 40-16; but all historical records are solely against those teams ranked by the AP.
- The Buffs have still lost **28** straight road games against ranked opponents, with the last win a 31-17 over UCLA at the Rose Bowl in 2002.

CENTENNIAL STATE STREAK

With the 45-13 win over Colorado State in Denver and the 45-14 win over New Hampshire, the Buffaloes have won **11** straight non-conference games in the state (seven in Boulder, four in Denver); CU has also won **11** of its last **14** games at Folsom Field. The Buffaloes opened 2017 by playing their first four games of the season within the state, three of them at Folsom. CU did not leave the state until week five, when the Buffs traveled to UCLA on Sept. 30 (a 27-23 loss). The last time Colorado had played its first four games to start a year within the Centennial State was in 2001, and previous to that in 1998 and 1978; both times opening with 4-0 records. The 2001 team, like the '17 edition, won three of the four. Looking ahead, in 2019 and 2021 there is the potential for the same: CU will open up both those seasons with three non-conference games within the state, so if the Pac-12 gives the Buffs a home conference opener in week four, the same could occur.

**BUFFS ADD THREE NEW COACHES TO STAFF, TWO DEPART**

Following the season, head coach **Mike MacIntyre** made changes to his coaching staff, as two longtime assistants left the program with three new ones coming on board, including filling the position of a 10th assistant allowed by the NCAA for the first time beginning January 9. Co-offensive coordinator and quarterbacks coach **Brian Lindgren** returned to his native Northwest, accepting similar positions on December 5 at Oregon State under its new head coach, Jonathan Smith. Defensive line coach **Jim Jeffcoat** was not retained after five years on the CU staff (and the previous three with MacIntyre at San Jose State). **Darrin Chiaverini**, co-offensive coordinator, will now call the plays, with offensive line coach **Klayton Adams** assuming co-coordinator duties on the offense, while **Kurt Roper** was hired to coach the quarterbacks on January 3. Defensively, **ShaDon Brown** was promoted to passing game coordinator with the additions of **Ashley Ambrose** as cornerbacks coach (January 18) and **Kwahn Drake** as line coach (January 25).

ANNUAL REWARD FOR DESERVING WALK-ONS

After the August 17 morning practice, coach MacIntyre had the team huddle together on the Folsom Field floor and pointed to the BuffVision board where it was announced that three walk-ons were being placed on scholarships. The recipients were senior **S Daniel Talley**, junior **PK Davis Price** and redshirt freshman **TE Brady Russell** (who is the nephew of CU's 1996 Butkus Award-winning All-American, Matt Russell). All three prepped at Colorado high schools,

FOLSOM 500

When the Buffaloes host Utah in the regular season home finale on Nov. 17, it will be game number **500** for the Buffaloes at Folsom Field (*regular season of course, spring not included*). The stadium was constructed at a then-cost (obviously) of \$75,000 and opened one game into the 1924 season as "Colorado Stadium." When Fred Folsom, then CU's all-time winningest coach passed away in 1944, it was renamed in his honor. The stadium is in its 95th season, one of the oldest venues in college sports, and has hosted **496** CU football games to date. That number stands tied for **21st** in the NCAA among 129 FBS schools (includes the number of games only that school has played in that stadium, not bowl games unless they appeared in that bowl). The list through Sept. 29:

School	Stadium	Year Opened	Games	Record	Pct.	School	Stadium	Year Opened	Games	Record	Pct.
Georgia Tech	Bobby Dodd Stadium	1913	691	472-198-21	.698	Kansas	Kivisto Field/Memorial Stadium	1921	514	247-251-16	.497
USC	Los Angeles Memorial Coliseum	1923	613*	450-136-27	.756	Oklahoma State	Boone Pickens Stadium	1920	510	308-183-19	.622
Tennessee	Neyland Stadium	1921	611	464-129-17	.775	Tulsa	Skelly Field/H.A. Chapman Stadium	1930	506	334-158-14	.673
California	California Memorial Stadium	1923	592	337-239-16	.584	North Carolina	Kenan Memorial Stadium	1927	502	299-187-16	.611
LSU	Tiger Stadium	1924	589	421-150-18	.729	Texas	Darrell K. Royal Stadium	1924	497	374-113-10	.761
Washington	Husky Stadium	1920	585	387-177-21	.678	Colorado	Folsom Field	1924	496	314-172-10	.643
Cincinnati	Nippert Stadium	1915	584^	349-219-16	.611	Oklahoma	Gaylord Family/Memorial Stadium	1923	495	394- 86-15	.810
Wisconsin	Camp Randall Stadium	1917	576	358-195-23	.641	Missouri	Faurot Field/Memorial Stadium	1927	495	289-186-20	.605
Ohio State	Ohio Stadium	1922	571	439-112-20	.785	Iowa	Kinnick Stadium	1929	487	287-185-15	.604
Michigan	Michigan Stadium	1927	571	427-129-15	.760	Texas A&M	Kyle Field	1927	478	311-155-12	.663
Nebraska	Memorial Stadium	1923	560	415-132-13	.754	Virginia	Scott Stadium	1931	467	263-192-12	.573
Michigan State	Spartan Stadium	1923	533	366-154-13	.698	Notre Dame	Notre Dame Stadium	1930	466	347-114- 5	.748
Arizona	Arizona Stadium	1929	531	322-197-12	.619	Georgia	Sanford Stadium	1929	464	349-106- 9	.760
Illinois	Memorial Stadium	1923	523	272-237-14	.533						
Northwestern	Ryan Field/Dyche Stadium	1926	519	242-266-11	.478						

(^—home games played at Riverfront and Paul Brown stadiums not included; *—includes six wins vacated by the NCAA, but for this survey, those games were obviously played.)

CU will become the fifth Pac-12 team to play 500 games in its current stadium, joining USC, Cal, Washington and Arizona (only the Big 10 has more with seven).

Fan Note: The late **F.M. "Dutch" Westerberg** saw every home game at Folsom between its opener on Oct. 11, 1924 until he died in 1999 — **383** total.

700 CLUB

With the 44-28 win over California in 2017, Colorado became the 25th school to reach the 700-win mark; the Buffs have an all-time record of **704-501-36** (a .583 winning percentage). In addition to being 25th on the all-time win list, CU is 36th in winning percentage (29th for schools with 1,000 or more games played in the FBS). The top 30 in all-time wins through September 29:

Team	Years	Games	Won	Lost	Tied	Pct.	Team	Years	Games	Won	Lost	Tied	Pct.	Team	Years	Games	Won	Lost	Tied	Pct.
1 Michigan	139	1,322	947	340	36	.730	11 Georgia	125	1,286	812	420	54	.651	21 Florida	112	1,174	718	416	40	.628
2 Notre Dame	130	1,277	911	324	42	.730	12 LSU	125	1,251	792	412	47	.650	22 Arkansas	125	1,252	714	498	40	.588
3 Ohio State	129	1,279	902	324	53	.726	13 Auburn	126	1,247	763	437	47	.630	23 Syracuse	129	1,300	713	538	49	.566
3 Texas	126	1,302	902	367	33	.705	14 West Virginia	126	1,284	746	493	45	.597	24 Navy	138	1,328	710	561	57	.557
5 Alabama	124	1,266	896	328	43	.723	15 Virginia Tech	125	1,253	740	467	46	.608	25 COLORADO	129	1,241	704	501	36	.583
6 Nebraska	129	1,317	893	384	40	.695	16 Texas A&M	124	1,262	735	479	48	.601	26 Wisconsin	130	1,244	700	491	53	.583
7 Oklahoma	124	1,265	889	323	53	.723	17 Clemson	123	1,238	734	459	45	.609	27 Michigan State	122	1,195	697	454	44	.601
8 Penn State	132	1,310	882	387	41	.689	18 Georgia Tech	126	1,272	730	499	43	.592	28 Minnesota	135	1,252	691	517	44	.569
9 USC	125	1,232	837	341	54	.701	19 Washington	129	1,225	729	446	50	.615	29 North Carolina	128	1,280	690	536	54	.561
9 Tennessee	122	1,274	835	386	53	.677	20 Pittsburgh	129	1,292	719	531	42	.574	30 Miami-Ohio	130	1,189	685	460	44	.597

CHIV'S "COACHED" A HATRICK

Darrin Chiaverini finished his second year as CU's co-offensive coordinator and wide receivers coach. During his 26 games to date, he's coached three players who have passed him on CU's all-time receiving yards list. **WR Shay Fields** passed him as a junior in 2016, while seniors **WR Devin Ross** and **WR Bryce Bobo** did so in 2017. And now a fourth, **WR Jay MacIntyre**, is lurking behind with 935:

Rk	Player (Seasons)	No.	Yards	Avg.	TD	Rk	Player (Seasons)	No.	Yards	Avg.	TD
2	Shay Fields (2014-17).....	190	2,552	13.4	21	18	Darrin Chiaverini (1995-98).....	97	1,199	12.4	6
11	Bryce Bobo (2014-17)	150	1,638	10.9	10	35	Jay MacIntyre (2015-18).....	76	935	14.2	6
12	Devin Ross (2013-17)	140	1,626	11.7	9						



INTERNATIONAL FLAVOR

Colorado has international players from four countries (Australia, Cameroon, Finland and Germany), as well as from five time zones in the United States. A look at the schools with the most players from outside the US of A:

7	Temple (Cameroon, Cuba, Dominican Republic, Jamaica, Nigeria, Peru, Sweden)	4	Hawai'i (American Samoa, Australia, Canada, Japan)
5	Eastern Michigan (Canada, Denmark, Finland, Germany, Netherlands)	3	USC (American Samoa, Australia, Nigeria)
4	Cincinnati (Australia, Bahamas, Canada, Germany)	3	Maryland (Australia, Liberia, Nigeria)
4	Colorado (Australia, Cameroon, Finland, Germany)	3	Michigan (Canada, Germany, Liberia/Guinea)
		3	Massachusetts (Australia, Canada, Germany)

2018 MAJOR RULE CHANGES

A few notable rules changes for the 2018 season:

- ❑ **New Redshirt Rule:** Incoming freshmen can now play in up to four games but not lose that year of eligibility; that also applies to junior college transfers and essentially to anyone in their first year at an institution from August 1, 2018 forward. In any year they play in four games or less, they get the year back (and the four can be anywhere during the season; they do not have to be the first four games). Also if a player redshirts as a true freshman and then suffers a season-ending injury within the first four games of another season, he's now eligible for a sixth-year without having to lose two years to injuries and go through the old petition process. A perfect example would be **Derek McCartney**, who redshirted as a true freshman in 2013, and was injured in game three of his fourth-year (2016); he would have been awarded a sixth-year of eligibility under this rule change.
- ❑ **Kickoffs.** If the returning team calls for a fair catch anywhere from in the end zone to their own 24, the ball will be spotted at its 25-yard line (unless the fair catch is further up field).
- ❑ Rosters for **fall camp** were increased to 110 from 105.
- ❑ The total number of **communication devices** is maxed out at 20, 15 of which for countable coaches and graduate assistants (four for squad members and on field for non-coaching activity).
- ❑ Jerseys can now contain the letter "**C**" to identify team captains.
- ❑ The **play clock** will be set at 40 seconds immediately after a touchdown in order to expedite the PAT try (and will be set at 40 seconds after a free kick).
- ❑ **Targeting.** The committee opted to leave in place the established rules and made no adjustments.
- ❑ **Instant Replay.** A 10-second runoff rule has been adopted when there is less than one minute remaining in either half. If a review results in the on field ruling being reversed, and the correct ruling would NOT have stopped the game clock, then the clock will be reset to the time the ball is declared dead by replay and then the referee will subtract 10 seconds from the clock, which will then start on the referee's signal (either team may use a timeout to avoid the runoff).

THAT REDSHIRT RULE

If the new rule above had been permanently in place since freshmen were allowed to play, here are some notable Buffaloes that would have earned a full season back due to either playing in four games or less at some point in their career due to injury, and others who once played, were simply inserted at the end of games over the course of the season when the outcomes had already been decided (assuming the four-game maximum would have applied in 11-game seasons prior to 2006; *—denotes true freshman):

WR *Dave Logan, 1972	Debuted late in week two in a 56-14 win over Cincinnati, when he had his lone reception of the year. He was on the travel squad, but appeared just a couple of more times.
TB *James Mayberry, 1975	Appeared late in several games, had 16 rushing attempts and one reception.
DT George Smith, 1982	Injured in the fourth game of the year, he had 34 tackles, four for losses when he was lost for the year.
WB *Mike Pritchard, 1987	Appeared in six games and 17 rushes and threw seven passes.
QB *Darian Hagan, 1988	Appeared in five games (plus the Freedom Bowl), had 38 rushes and threw seven passes.
QB *Vance Joseph, 1990	Appeared in four games, had 13 rushes and threw seven passes (and was next in line to play in the '91 Orange Bowl).
QB *Kordell Stewart, 1991	Appeared in two games, had 18 rushes and threw two passes.
QB *Koy Detmer, 1992	Pressed into duty to rally CU over Minnesota in game three, started two others and appeared in seven overall; but he was also injured early in the fourth game in 1995, so either would have applied.
ILB Jashon Sykes, 2001	Injured in the fourth game of the year, he had already racked up 33 tackles and 3½ sacks
QB *Joel Klatt, 2002	Played three snaps late against Baylor in game seven, appeared in a handful of others after, including on the punt team.
OLB Derek McCartney, 2016	Had already utilized his redshirt year, so when lost for the season with a torn ACL in game three at Michigan, he lost that year.

And there were several players in 1984, when CU resurrected its junior varsity team for one year; several played in the three JV games and then saw some time afterward in some of the last six varsity games. These included **WR Lance Carl**, **ILB Don DeLuzio**, **TB Dion Dyson**, **TE/P Keith English**, **WR Drew Ferrando**, **QB Mark Hatcher**, **P Barry Helton**, **TB Sam Smith**, **CB David Tate** and **FB Anthony Weatherspoon**.

PAC-12 PILOT PROGRAM REDUCING LENGTH OF GAMES

In 2017, the Pac-12 Conference initiated a pilot program to reduce the length of game times by shortening halftime and assorted commercial breaks throughout the game. The CU-Northern Colorado game was one of those selected last year, but the game took 3:22 to play as it was a high-scoring, 41-21 affair. This year, CU will participate in two such games, already doing so against UCLA in Boulder (Sept. 28) and at California (Nov. 24). The halftimes will be 15 minutes in length instead of 20 and will have a reduction in the number and length of commercials.

**MONTEZ /QUICKLY**

Sophomore **QB Steven Montez** is **11-8** as CU's starting quarterback (2-1 in 2016, 5-7 in 2017, 4-0 in 2018). In two season openers against Colorado State (having all spring and fall camp to think about it), he has completed **43-of-54** passes for **540** yards (5 TD/3 INT) for a rating of 128.5. His **88.0** completion percentage in the 2018 opener (**22-of-25**) was a school record for 20- and 25-plus attempts and thus was by far a career-best, topping his previous best of 72.4 (21-of-29), which was set against the Rams in 2017. Combined versus CSU, he is **19-of-25** on first downs (for 195 yards), **14-of-18** for 121 yards on second down and **10-of-11** for 224 yards on third down.

- ▶ Montez opened **5-1** as a starter was the best by a CU quarterback since **Mike Moschetti** opened **5-0** in 1998 (he went on to be 5-1, 6-1, 6-2, 6-3 and 7-3); Moschetti was the last to open 6-1 (along with **John Hessler** in 1995, who went on to be 8-1 in his first nine games as starter from 1995-97).
- ▶ He has started **19** games at quarterback: that's tied for 17th all-time at CU, but is the fourth-most in the last 20 seasons).
- ▶ He is the seventh player in school history to throw for **5,000** career yards (**5,084**; the fifth to do it this millennium; six have thrown for 5,000).
- ▶ He is also the ninth player in school history to accumulate **5,000** yards of total offense (**5,738**; just five have attained 6,000).
- ▶ In 2017, he was 25 yards shy of becoming the third player to throw for **3,000** yards in a **season** (Sefo Liufau, 3,200 in 2014, Koy Detmer, 3,156 in 1996).
- ▶ He is fifth at Colorado with **36** career touchdown passes (Sefo Liufau and Cody Hawkins lead with 60; Joel Klatt had 44 and Koy Detmer 40).

TAKING THE WORLD BY STORM

QB Steven Montez had quite a debut as CU's starter subbing for an injured Sefo Liufau at Oregon (Sept. 24, 2016). In leading the Buffs to a 41-38 win, he arguably had the best first game as a starter in school history. He completed 23 of 32 passes for 333 yards (3 TD/2 INT), for a passer rating of 177.7 and also had 21 rushes for 135 yards (6.4 per), with a touchdown and a long run of 32 yards. It all added up to 468 yards of total offense and 23 first downs earned (8 rush/15 passing). He received seven different national and/or conference accolades for his efforts, as well as:

- He enjoyed the fifth-best game in a quarterback's first start at Colorado in terms of passing yards, but the best in total offense (*see charts below*).
- His 135 yards rushing were the most in a debut by a starting Buff QB (topping the 116 by Darian Hagan vs. Texas in 1989) and is the 10th most in any game all-time at Colorado by a quarterback (and the first 100-yard game by a quarterback since Nov. 4, 2006 when Bernard Jackson had 105 against Kansas State).
- His 468 yards of total offense were the fourth-most in a single-game in Colorado history.
- It was the first-ever 300 passing/100 rushing game in CU history and just the second 200/100 game (Stewart had 205/143 vs. Notre Dame in the '95 Fiesta Bowl).
- His 14 straight completions in the first half tied for the second-most in school history (trailing 15 by Mike Moschetti over two games in 1999); it matched the most in one game (Koy Detmer, 14 at Colorado State in 1996).

Most Yards Passing / CU Quarterback Debuts

Yards	(A-C-I, TD)	Player	Opponent	Date	Result
418	(50-33-5, 2)	Koy Detmer	Oklahoma	10/24/1992	T, 24-24
409	(36-21-1, 4)	Kordell Stewart	Colorado State	9/05/1992	W, 37-17
402	(34-21-0, 4)	Joel Klatt	Colorado State (Denver)	8/30/2003	W, 42-35
348	(34-24-0, 5)	John Hessler	at Oklahoma	9/30/1995	W, 38-17
333	(32-23-2, 2)	Steven Montez	at Oregon	9/24/2016	W, 41-38
257	(32-21-0, 3)	Mike Moschetti	Colorado State (Denver)	9/05/1998	W, 42-14

Most Total Offense / CU Quarterback Debuts

Yards (Pass, Rush)	Player	Opponent	Date	Result
468 (333, 135)	Steven Montez	at Oregon	9/24/2016	W, 41-38
430 (409, 21)	Kordell Stewart	Colorado State	9/05/1992	W, 37-17
396 (418, -22)	Koy Detmer	Oklahoma	10/24/1992	T, 24-24
392 (402, -10)	Joel Klatt	Colorado State (Denver)	8/30/2003	W, 42-35
270 (257, 13)	Mike Moschetti	Colorado State (Denver)	9/05/1998	W, 42-14

A FIRST BY MONTEZ SINCE 1959

QB Steven Montez became the first know player in CU history to throw a touchdown on his first career passing attempt since **Joe Dowler** did so back in 1959. Montez hit **WR Kabion Ento** on a 69-yard scoring strike in the second quarter last week against Idaho State. Dowler did so on Oct. 3, 1959 at Oklahoma, a 15-yard TD pass to Kirk Campbell in a 42-12 loss to the Sooners.

MONTEZ THE 12TH FRESHMAN AT COLORADO TO START A GAME AT QUARTERBACK

QB Steven Montez became just the 12th freshman in school history to start a game at quarterback at Colorado (the sixth redshirt frosh to do so). He had the second-most passing yards by a freshman in a starting debut at CU quarterback. A closer look at every freshman's first career start at CU (*—denotes redshirt freshman):

FRESHMAN PERFORMANCES, FIRST CAREER START AT COLORADO

Quarterback	Date	Opponent	Result	Passing	Quarterback	Date	Opponent	Result	Passing
Randy Essington	10/18/80	at Missouri	L 7-45	22-11-1, 58 , 0 td	*Cody Hawkins	9/01/07	Colorado State (Denver; OT)	W 31-28	31-18-1, 201 , 2 td
*Steve Vogel	10/24/81	at Iowa State	L 10-17	16-12-0, 89 , 0 td	Tyler Hansen	10/25/08	at Missouri	L 0-58	16-12-0, 72 , 0 td
Marc Walters	11/22/86	at Kansas State	W 49-3	4-4-0, 111 , 1 td	*Nick Hirschman	10/29/11	at Arizona State	L 14-48	7-4-0, 52 , 0 td
Koy Detmer	10/17/92	OKLAHOMA	T 24-24	50-33-5, 418 , 2 td	Sefo Liufau	10/19/13	CHARLESTON SOUTHERN	W 43-10	20-14-0, 198 , 1 td
*Zac Colvin	10/23/99	at Iowa State	W 16-12	23-14-1, 116 , 1 td	*Cade Apsay	11/21/15	at Washington State	L 3-27	40-26-2, 238 , 0 td
Craig Ochs	10/07/00	at Texas A&M	W 26-19	25-15-0, 239 , 1 td	*Steven Montez	9/24/16	at Oregon	W 41-38	32-23-2, 333, 3 td

THE "RUSHING/PASSING" QB's

Montez is a two-way threat with his arm and his legs, as evidenced by being the first 300/100 player in CU history (300 yards passing/100 rushing in the same game). He's cracked CU's list of all-time rushing yards by quarterbacks (adjusted to allow for sacks; *—Anderson switched to tailback in the third game of the 1969 season):

Rk	Player (Seasons)	Gross Att	Gross Yds	Sacked/Yds Lost	Adjusted Att	Adjusted Yds	Avg.	TD	Rk	Player (Seasons)	Gross Att	Gross Yds	Sacked/Yds Lost	Adjusted Att	Adjusted Yds	Avg.	TD
1	Darian Hagan (1988-91).....	489	2,007	42/264	447	2,271	5.08	27	10	Steven Montez (2016-18).....	212-	677	53/333	159	1010	6.35	7
2	Byron White (1935-37).....	342	1,864	?	342	1,864	5.45	22	11	Ken Johnson (1971-73).....	274-	727	32/264	242	991	4.10	8
3	*Bob Anderson (1967-69).....	390	1,580	24/162	366	1,742	4.76	20	12	Bill Solomon (1977-79).....	287-	509	63/447	224	956	4.27	10
4	Kordell Stewart (1991-94).....	302	1,289	55/451	247	1,740	7.04	15	13	Harry Narcisian (1947-49).....	227-	894	?	227	894	3.94	8
5	Mark Hatcher (1984-87).....	375	1,470	16/ 95	359	1,565	4.36	16	14	Bernard Jackson (2004-06).....	164-	690	28/155	136	845	6.21	7
6	Sefo Liufau (2013-16).....	368-	941	71/441	297	1,382	4.65	12	14	Bernie McCall (1964-66).....	289-	725	14/120	275	845	3.07	6
7	David Williams (1973-75).....	276-	959	32/251	244	1,210	4.96	12	16	Jim Bratten (1968-70).....	220-	724	17/105	203	829	4.08	4
8	Sal Aunese (1987-88).....	235	1,009	18/102	217	1,111	5.12	14	17	Zack Jordan (1950-52).....	227-	748	?	227	748	3.30	7
9	Tyler Hansen (2008-11).....	279-	478	82/617	197	1,095	5.56	8	18	Dan Kelly (1965-67).....	168-	590	14/112	154	702	4.56	7

**BREAKING DOWN THE EL PASO MAN**

QB Steven Montez is off to one of the best starts at the position in CU history. Here's how his numbers break down by down and by quarters:

By Down	Att-Com-Int	Pct.	Yards	att. comp.	TD	Long	Sacked	Rating
First	56- 48- 1	85.7	481	8.6 10.0	3	57t	1/ 9	228.4
Second	43- 30- 1	69.8	308	7.2 10.3	3	53	4/15	148.3
Third	21- 13- 0	61.9	303	14.4 23.3	3	89t	5/33	230.2
Fourth	0- 0- 0	0.0	0	0.0 0.0	0	0	0/ 0	0.0
Totals	120- 91- 2	75.8	1092	9.1 12.0	9	89t	10/57	173.7

By Quarter	Att-Com-Int	Pct.	Yards	att. comp.	TD	Long	Sacked	Rating
First	37- 33- 0	89.2	362	9.8 11.0	5	57t	2/10	216.0
Second	38- 27- 2	71.1	270	7.1 10.0	1	53	4/24	128.9
Third	28- 20- 0	71.4	301	10.8 15.1	2	89t	3/14	185.3
Fourth	17- 11- 0	64.7	159	9.4 14.5	1	53	1/9	162.7
Totals	120- 91- 2	75.8	1092	9.1 12.0	9	89t	10/57	173.7

MONTEZ AT FOLSOM (NEUTRAL & ROAD)

Steven Montez has appeared **11** times in games at Folsom Field, and generally has played very well; he owns a rating of **160.1**. He has started eight of the 10 games (indicated by an *), and CU is **8-3** overall in games he has appeared in:

Date	Opponent	Att-Com-Int	Pct.	Yards	TD	50+	20+	Rating
9/10/16	Idaho State	W 10- 6-0	60.0	117	2	1	1	224.3
10/01/16	*Oregon State	W 27-19-0	70.4	293	3	2	5	198.2
11/03/16	UCLA	W 3- 1-1	33.3	17	0	0	0	14.3
9/09/17	*Texas State	W 31-19-0	61.3	299	1	0	5	153.0
9/16/17	*N. Colorado	W 41-29-1	70.7	357	4	0	5	171.2
9/23/17	*Washington	L 27-21-3	77.8	171	0	0	2	108.8
10/07/17	*Arizona	L 32-19-0	59.4	251	3	0	2	156.2
10/28/17	*California	W 26-20-0	76.9	347	3	1	6	227.1

Date	Opponent	Att-Com-Int	Pct.	Yards	TD	50+	20+	Rating
11/11/17	*USC	L 49-27-2	55.1	376	2	2	4	124.9
9/15/18	*New Hampshire	W 19-14-1	73.7	166	1	1	2	153.9
9/28/18	*UCLA	W 26-22-0	84.6	237	1	1	3	173.9
Home Games (11)		(8-3)	290-197-8	67.9	2631	20	8 35	161.4
Neutral Sites (3)		(1-2)	50- 30-3	60.0	323	1	0 4	108.9
Road Games (9)		(3-6)	288-171-4	59.4	2130	15	3 22	135.9
CAREER TOTALS (23)		(12-11)	628-398-15	63.4	5084	36	11 61	145.5

THE 100 CLUB

QB Steven Montez set the school record for the most passing attempts without an interception with **172** over a seven-game span in 2017; it only ended on the last play of the game at Arizona State, when he was picked off on a batted ball in the end zone on "Hail Mary" thrown. It was the ninth streak of 100 passes or more in Colorado history (and he was the seventh different quarterback to do it). The 172-game streak was the **longest active streak** in the nation at the time, as the two ahead of him on the list were picked off the week before (N.C. State's Ryan Finley saw his streak end at 340 and San Diego State's Christian Chapman's ended at 168). His last pick had been a third quarter interception against No. 7 Washington on Sept. 23.

► During the streak, he was 100-of-172 for 1,391 yards and 10 touchdowns (58.1 completion percentage, 145.3 rating).

► He finished with 18 touchdowns against nine interceptions for the season. The most attempts without an interception in CU history:

172	Steven Montez (seven games, Sept. 23-Nov. 4, 2017)
152	Sefo Liufau (nine games, Nov. 13, 2015 to Nov. 3, 2016)
139	Joel Klatt (five games, Oct. 15 to Nov. 12, 2005)
131	Tyler Hansen (four games, Sept. 3 to Oct. 1, 2011)
118	Sefo Liufau (five games, Sept. 3 to Oct. 3, 2015)
114	Cody Hawkins (four games, Oct. 9 to Nov. 6, 2010)

107	Sefo Liufau (four games, Oct. 10-31, 2015)
104	Craig Ochs (four games, Oct. 14 to Nov. 4, 2000)
100	John Hessler (six games, Sept. 2 to Oct. 7, 1995)

Other

80 Steven Montez (three games, Aug. 31 to Sept. 15, 2018)

TDS, PICKS AND THROWS

QB Steven Montez threw 18 touchdown passes in 2017, tied for the seventh-most in a single season in school history. Of course, that can be dependent on the number of throws. For those 10 seasons where a quarterback threw at least 15 TD passes, his percentage was the second-lowest at 4.77; but he countered that by have the best interception percentage among the group, at just 2.39 percent. So his 2-to-1 ratio of 18 TD passes to nine picks also played out in the percentages, which only Joel Klatt (2003), John Hessler (1995) and Mike Moschetti (1998) bettered. A closer look:

Quarterback	Season	Class	Att	TD	Pct.	Int	Pct.
Sefo Liufau	2014	Soph.	498	28	5.62	15	3.01
Koy Detmer	1996	Sr.	363	22	6.06	12	3.31
Joel Klatt	2003	Soph.	358	21	5.87	10	2.79
John Hessler	1995	Soph.	266	20	7.52	9	3.38
Tyler Hansen	2011	Sr.	412	20	4.85	11	2.67
Cody Hawkins	2007	Fr-RS	424	19	4.48	15	3.54

Quarterback	Season	Class	Att	TD	Pct.	Int	Pct.
Steven Montez	2017	Soph.	377	18	4.77	9	2.39
Mike Moschetti	1999	Sr.	331	18	5.44	12	3.63
Cody Hawkins	2008	Soph.	320	17	5.31	10	3.13
Mike Moschetti	1998	Jr.	276	15	5.43	7	2.54
Steven Montez	2018	Jr.	120	9	7.50	2	1.67

MONTEZ ALREADY IN ELITE COMPANY

Though just with 19 career starts (11-8 record), **QB Steven Montez** has already set a significant CU record with three career 400-yard total offense games. He had two in 2017, tying Mike Moschetti for the most in a single season. The list of all 14 games with 400-plus at Colorado:

Yds	(pass,rush)	Player	Opponent	Date
527	(455,72)	Sefo Liufau	at California (2 OT)	Sept. 27, 2014
500	(465,35)	Mike Moschetti	San Jose State	Sept. 11, 1999
500	(474,25)	Tyler Hansen	California (OT)	Sept. 10, 2011
468	(333,135)	Steven Montez	at Oregon	Sept. 24, 2016
457	(457,0)	Koy Detmer	at Missouri	Nov. 2, 1996
453	(345,108)	Sefo Liufau	Washington State	Nov. 19, 2016
446	(382,64)	Mike Moschetti	Oklahoma	Oct. 30, 1999

Yds	(pass,rush)	Player	Opponent	Date
430	(426,4)	Koy Detmer	NE Louisiana	Sept. 16, 1995
430	(409,21)	Kordell Stewart	Colorado State	Sept. 5, 1992
429	(336,93)	Craig Ochs	Oklahoma State	Oct. 28, 2000
425	(357,68)	Steven Montez	Northern Colorado	Sept. 16, 2017
424	(419,5)	Joel Klatt	Kansas (OT)	Oct. 11, 2003
416	(376,40)	Steven Montez	Southern California	Nov. 11, 2017
408	(400,8)	Connor Wood	Colorado State (Denver)	Sept. 1, 2013

**300/100/100**

The Buffaloes have now had 13 occasions in their history with a 300-yard passer, 100-yard rusher and 100-yard receiver, with seven of the 13 occurring the Mike MacIntyre Era. **Steven Montez** is the quarterback involved the most (four), while Devin Ross has been a participant in the most at receiver (four) and **Phillip Lindsay** the most as a running back (three). Colorado is **8-5** in these games, but has won five in a row.

COLORADO'S 300/100/100 GAMES

Date	Opponent	Score	Quarterback	Rusher	Receiver
Oct. 12, 1996	OKLAHOMA STATE	W 35-13	Koy Detmer (402)	Lendon Henry (101)	Rae Carruth (166)
Sept. 11, 1999	SAN JOSE STATE	W 63-35	Mike Moschetti (465)	Cortlen Johnson (104)	Marcus Stiggers (174)
Nov. 26, 1999	NEBRASKA (OT)	L 27-30	Mike Moschetti (317)	Cortlen Johnson (135)	Javon Green (100)
Oct. 23, 2004	Texas A&M	L 26-29	Joel Klatt (346)	Bobby Purify (130)	Dusty Sprague (101)
Nov. 6, 2010	at Kansas	L 45-52	Cody Hawkins (322)	Rodney Stewart (175)	Paul Richardson (141)
Sept. 22, 2012	at Washington State	W 35-34	Jordan Webb (345)	Tony Jones (105)	Nelson Spruce (103)
Nov. 1, 2014	WASHINGTON	L 23-38	Sefo Liufau (314)	Michael Adkins (109)	Nelson Spruce (138)
Oct. 31, 2015	at UCLA	L 31-35	Sefo Liufau (312)	Patrick Carr (100)	Devin Ross (101)
Sept. 24, 2016	at Oregon	W 41-38	Steven Montez (333)	Steven Montez (135)	Devin Ross (153)
Nov. 19, 2016	WASHINGTON STATE	W 38-24	Sefo Liufau (345)	Phillip Lindsay (144) and Sefo Liufau (108)	Devin Ross (121)
Sept. 16, 2017	NORTHERN COLORADO	W 41-21	Steven Montez (357)	Phillip Lindsay (151)	Devin Ross (143)
Oct. 28, 2017	CALIFORNIA	W 44-28	Steven Montez (347)	Phillip Lindsay (161)	Shay Fields (101)
Aug. 31, 2018	Colorado State	W 45-13	Steven Montez (338)	Travon McMillian (103)	Laviska Shenault (211) and K.D. Nixon (112)

COLLEGE FOOTBALL'S "OLD MAN"

PK James Stefanou was the oldest freshman in the FBS in 2017, and the second oldest player overall; fast-forward to 2018, and he now assumes the title of the "oldest player in college football." One of the recent influxes of kickers from Australia, he came from a soccer background where he had elite level experience as a defender; he represented Australia on its U19 team, a youth progression team that is the feeder squad to the Olympic team. He also played professionally, most notably in two stints for South Melbourne FC, first from 2005-06 before he signed again with them in 2010. Stefanou got into football by training periodically over the course of six years (2012-17) at ProKick Australia, an academy developed to assist in the transition to American football by providing the fundamentals of punting and kicking. The elderly:

Age	Name, School	Position	Class	Birthdate	Hometown
31	James Stefanou, Colorado	Placekicker	Soph.	April 1987	Melbourne, Australia (played 10 seasons of professional soccer)
30	Wade Lees, Maryland	Punter	Jr.	April 1988	Melbourne, Australia (has extensive Australian Rules Football experience)
29	Dane Roy, Houston	Punter	Jr.	January 1989	Bunyip, Australia (another ProKick Australia product)
28	Eric Osteen, Wake Forest	Placekicker	Gr.	March 1990	Augusta, Ga. (Army transfer)
28	Jesse Beal, West Virginia	Tight End	Fr.	July 1990	Washington, D.C. (spent 10 years in minor league baseball)
28	Jarrett Burgess, Purdue	Wide Receiver	Sr.	August 1990	Miami, Fla. (played several years in minor league baseball)

STEFANOU FRESHMAN ALL-AMERICAN IN 2017; GROZA SEMIFINALIST

In 2017, **PK James Stefanou** was one of 20 semifinalists for the Lou Groza Award given to the nation's top place kicker, the third Buffalo to be a semifinalist for the award, joining **Will Oliver** and **Mason Crosby**, who was the runner-up in 2005 and a semifinalist in 2006. Stefanou did not advance to finalist status; here's how he compared to the three finalists:

STEFANOU COMPARED TO THE 2017 LOU GROZA AWARD FINALISTS (*—winner)

Placekicker, School	FGM	FGA	Pct.	1-19	20-29	30-39	40-49	50+	Long	Games w/ 3+ FGM	Long Streak/ Consec. FGM	XPA	XPM	PTS
*Matt Gay, Utah	27	31	87.1	0-0	9-9	9-10	4-6	5-6	56	5	14	37	37	118
Daniel Carlson, Auburn	21	28	75.0	0-0	6-7	6-7	5-7	4-7	54	4	7	45	54	117
Dominik Eberle, Utah State	16	18	88.9	0-0	8-8	3-4	4-5	1-1	52	3	9	45	45	93
James Stefanou, Colorado	17	22	77.3	0-0	2-2	12-14	2-3	1-3	53	4	9	35	35	86

► He earned first-team **Freshman All-American** honors from ESPN.com.

► Stefanou's **53-yard** field goal at Arizona State in 2017 is his career-long and also the second-longest by a freshman in CU history (behind the 54-yarder Davis Price made in 2016). It tied for the fourth-longest by a freshman in the NCAA in 2017 and tied for the 13th-longest overall.

► That 53-yarder is tied for the 19th-longest in CU history ... the seventh-longest on the road.

► He had streaks of nine and six consecutive field goals in 2017 (the nine tied the second-most, but the most in one season; the others overlapped two).

► His **17** field goals made tied for the sixth-most in a single season at Colorado and his **86** points were the sixth-most by kicking (both the most by a frosh, kicking and overall).

► He was just the third CU freshman to have a 1.000 percentage on multiple extra-point kicks, but by far and away made the most (35-of-35; Patrick Blottiaux was 7-of-7 in 1988 and Jason Lesley 2-of-2 in 1995).

► He has made all 20 of his PAT kicks this season — now **55-of-55**, he set the record for the most consecutive PAT kicks made to start a career at Colorado; the old mark was **43**, set by Neil Voskeritchian in 1994; he didn't miss one until the 10th game at Kansas.

► With **22** career field goals made, he's already tied for the seventh-most in CU history (on **29** attempts; his **75.9** percentage is 0.9 better at present of CU great Mason Crosby (66-of-88) and also Jeremy Aldrich (48-of-64).

**"FREAK" LIST**

For the past 15 years, college football analyst **Bruce Feldman** has put out a list in the summers on the biggest Freaks in college football. The list "showcases guys who generate buzz inside their programs by displaying the type of rare physical abilities that wow even those folks who are used to observing gifted athletes every day." The list is compiled with the help of many coaches, players and SIDs from around the nation. This is the first year he did a top 50, and in that it included two Buffs - No. 22 **Davion Taylor** and No. 32 **Drew Lewis**. Feldman's synopses on Taylor and Lewis:

No. 22 Taylor: *"The Buffaloes amped up the speed of their defense quite a bit when they landed Taylor over the winter, the No. 1 outside linebacker junior college prospect (and No. 8 overall JUCO prospect) in the country. He completed spring football in February and March and went right to the track, where he raced in the 100 and 200 meters and was on the 4x100 relay team. The 6-3, 220-pounder was CU's fastest sprinter, and he finished sixth in the 100 at the Pac-12 Championships. His top 100 time this year was 10.51 in the prelims of the Pac-12s.*

No. 32 Lewis: *"The Buffaloes' leading tackler last season (119), the 6-2, 225-pound senior tied for the Colorado team best in the power clean with 355. He squats 515. Lewis also broad jumped 10-6 and posted a 1.50 time in the 10-yard sprint (second best among the Buffs). He also comes from quite the football pipeline. His father, Will, played cornerback in the NFL and CFL and is a former director of pro scouting for the Kansas City Chiefs. His uncle, Tim, was a standout defensive back at Pittsburgh who was a first-round pick of the Green Bay Packers. His older brother, Ryan, played cornerback at Pitt. He also has three cousins who played football at Pitt, including former NFL defensive back-turned-front-office-exec-turned-ESPN analyst Louis Riddick.*

DB-U ?

Colorado has seen four defensive backs drafted over the last two years; the Buffs are one of five schools in the country to have four or more DBs drafted (Florida and Alabama lead with five while Michigan and Ohio State both have four like CU). **CB Isaiah Oliver** was CU's lone draftee last year, a second round pick of Atlanta, while **CB Chidobe Awuzie** (second round to Dallas), **CB Ahkello Witherspoon** (third round to San Francisco) and **SS Tedric Thompson** (fourth round to Seattle) all went the year prior. Colorado's secondary in 2018 will be a bit more on the green side than it has been (at least at corner), but is still stacked with talent. Leading the group will be senior safeties **Evan Worthington** and **Nick Fisher**. Worthington led CU in solo tackles last year (66) and interceptions (3) in an All-Pac-12 year. Fisher has played in 36 career games, made two starts, in 2016 was named the Pac-12 Defensive Player of the Week after the Washington State victory and is one of four players in school history to return an interception 100 yards for a touchdown. At cornerback, **Trey Udoffia** and **Dante Wigley** both return and both started in seven games a year ago. Redshirt freshman **Chris Miller** and junior college transfer **Delrick Abrams Jr.** will enter into the mix along with a group of younger players and newcomers all competing for playing time at corner for the Buffs.

➤ And don't forget **CB Ken Crawley**, who signed as a free agent with New Orleans after his senior year (2015) and has been a near regular in the Saints lineup (so that's five d-backs in three years in the NFL).

THE VERTICAL GAME (EXPLOSION PLAYS)

CU, as in the case with most teams, often is most dangerous on offense when the unit can strike for the big play both via the rush and pass. Colorado had 57 "explosion" plays in 2016, or ones that gained 20 or more yards; that was the most by a CU team since 2007 (49 in 2017). Here's a look at CU's 20-plus plays in recent memory, not including bowls, going back to 1994, when CU had a high of 76 plays over 20-yards, almost equal in nature (37 rush, 39 pass):

Season	Total	Rush	Pass	Season	Total	Rush	Pass	Season	Total	Rush	Pass	Season	Total	Rush	Pass	Season	Total	Rush	Pass
1994	76	37	39	1999	57	12	45	2004	48	13	35	2009	44	7	37	2014	48	12	36
1995	61	11	50	2000	38	8	30	2005	54	16	38	2010	43	11	32	2015	50	15	35
1996	64	12	52	2001	58	21	37	2006	35	18	17	2011	56	14	42	2016	57	16	41
1997	46	9	37	2002	58	35	23	2007	58	18	40	2012	36	9	27	2017	50	11	39
1998	40	11	29	2003	47	5	42	2008	40	8	32	2013	42	5	37	2018	21	8	13

AHEAD IN A BIG WAY

From 2006-15, the opponent had almost always had a distinct advantage in TSL (time spent in the lead), but CU reversed that and then some in 2016 and is off to a good start this season. The Buffs led for 457 minutes and 20 seconds, or 59 percent of the time; opponents for just 24 percent and the score tied the other 17 percent. CU led for more minutes in 2016 than it had in all 11 previous years after just eight games (and when it held the edge over an entire season just twice: 2005 and 2010. But alas, the opponent held a slight edge in 2017 (*bowl games not included*):

Season	Colorado	Tied	Opponent	Season	Colorado	Tied	Opponent	Season	Colorado	Tied	Opponent
2005	320:31	101:55	297:34	2010	312:45	113:54	293:21	2015	192:47	158:14	428:59
2006	269:22	123:11	327:27	2011	191:12	78:44	510:04	2016	457:20	133:33	189:07
2007	280:56	130:11	308:53	2012	77:38	112:18	530:04	2017	285:30	132:17	302:13
2008	191:24	119:07	409:29	2013	197:17	108:56	413:47	2018	128:30	20:09	31:21
2009	110:29	165:18	444:13	2014	261:22	83:52	374:46				

30

Colorado is **22-8** under head coach Mike MacIntyre in games where it scores 30 or more points, including **4-0** this season after going **11-2** over the course of the 2016 and 2017 seasons (7-30 when held to under 30).

100/300

The Buffaloes have historically done well when holding the opponent to under 100 yards rushing and under 300 yards total offense. Dating back to the start of the 1985 season, Colorado is **103-14-1** when the opponent fails to reach 100 yards on the ground, and **104-20-1** when the enemy is held under 300 yards overall. CU is **10-0** and **15-0** in each, respectively, in 67 games under Mike MacIntyre.

**TURNOVER FREE**


In 2017, Colorado saw its record run of consecutive quarters played without turning the ball over end at Washington State with a fourth quarter; the streak ended at a school-record **16** straight quarters (**253:52** in total time), and nearly went four straight games without one as there was just 3:20 remaining in the 28-0 loss to WSU when the streak came to a close. Colorado has played **15** games out of **67** under Mike MacIntyre without a turnover, easily the highest percentage in any CU head coach's tenure over two years since World War II. Take a look (TFG—turnover free games; TG—total games):

Coach	TFG	(Record)	TG	Pct.	Coach	TFG	(Record)	TG	Pct.	-----two or fewer seasons/interims-----				
Mike MacIntyre	15	(10-5)	67	22.4	Rick Neuheisel	3	(3-0)	47	6.4	Mike Hankwitz	1	(0-1)	1	100.0
Bill McCartney	23	(18-3-2)	153	15.0	Eddie Crowder	6	(5-1)	118	5.1	Jon Embree	5	(1-4)	25	20.0
Dan Hawkins	8	(3-5)	58	13.8	Dal Ward	5	(2-1-2)	110	4.5	Brian Cabral	1	(1-0)	3	33.3
Gary Barnett	11	(49-38)	87	12.6	Bill Mallory	1	(1-0)	57	1.7	Bud Davis	0	(0-0)	10	0.0
Sonny Grandelius	3	(2-1)	31	9.7	Chuck Fairbanks	0	(0-0)	33	0.0	Jim Yeager	0	(0-0)	19	0.0

- Colorado has two turnover-free games this season (at Nebraska and versus UCLA).
- Colorado played four turnover-free games in 2017, tying the school record previously accomplished in 1989, 1993, 2006 and 2011. It nearly had a fifth—an interception on a Hail Mary as time ran out at Arizona State was the lone turnover of that game.
- **Wow:** The Buffaloes committed eight turnovers in the first four games in 2017, but had just six in the last eight contests (**726** touches).
- Post-World War II (dating back to 1946), Colorado has played **82** turnover-free games, owning a record of **54-24-4** in those games (**2-1** in bowls).
- Colorado has now played at least two turnover-free games the last five seasons (2014-18), besting the previous longest previous streak in school history (1987-90); the **10** games without a turnover over the last three seasons are the most in any three-year span in school history, as it also marked the first time the Buffs have played at least three turnover-free games in three straight seasons (3 each in 2015 and 2016 with 4 in 2017).
- Colorado has now had at least one turnover-free game for nine straight seasons (2010-18, **23** total), tied for the second-longest run in school annals: the Buffs had at least one for 10 straight years (1998-2007, **19** total) and for nine consecutive seasons (1987-95, **22** total).

LANDMAN TIES TACKLE MARK IN FIRST CAREER START

Sophomore **ILB Nate Landman** came on at the end of last season, and it carried through to the '18 opener against Colorado State. In 53 snaps from scrimmage (ironically his jersey number), he was in on 14 tackles (four solo), with a lot of garnish: two third down stops, a tackle for zero, a pass broken up and a tackle for loss along with his first career interception. In the process, he tied the school record for the most tackles in a first career start, and also earned the Pac-12 Conference's Defensive Player of the Week honor. He joins **QB Steven Montez** as the only Buffaloes to earn Pac-12 player of the week honors in their first career start; Montez claimed the offensive honor in a win at Oregon in 2016. Otherwise, you have to go back to 2003, when **QB Joel Klatt** won the Big 12's offensive honor for a monster game he had in a win over Colorado State.

**MOST TACKLES / FIRST CAREER START ON DEFENSE**

Total	(UT,AT)	Player	Opponent	Date
14	(7, 7)	Addison Gillam	Colorado State (Denver)	Sept. 1, 2013
14	(14, 0)	Ryan Moeller	Colorado State (Denver)	Nov. 22, 2014
14	(11, 3)	Grant Watanabe	ARIZONA	Oct. 17, 2015
14	(4,10)	Nate Landman	Colorado State (Denver)	Aug. 31, 2018
13	(9, 4)	Jordan Dizon	Washington State (Seattle)	Sept. 11, 2004

WINFREE BREAKS OUT

WR Juwann Winfree, who transferred to CU in 2016 from Maryland via Coffeyville Community College, had his breakout game against USC last November. After **WR Shay Fields** went out early with a concussion, he caught five balls for 163 yards and two touchdowns, his first score covering **79** yards pulling the Buffs to 27-7 and the second (**57** yards) accounting for the final points of the game in CU's 38-24 setback to the No. 15 Trojans.

- ▶ He had the first 100-yard game of his CU career, as well as his first CU touchdowns (coming into the game, he had 12 catches for 109 yards, and in his one season at Maryland, he caught 11 balls for 158 yards and two touchdowns in 2014).
- ▶ His **79-yard** touchdown that put CU on the board was the longest play from scrimmage this season, as well as the longest from scrimmage since the 2013 season opener, when Paul Richardson caught an 82-yard TD pass from Connor Wood against Colorado State.
- ▶ The 163 yards were the 20th-most (at the time) in a single game in Colorado history, as well as the most by a player on the team since Fields had 168 against Arizona in 2015; Winfree was the 53rd player in CU history to record a 100-yard receiving game (**Laviska Shenault** and **K.D. Nixon** have since become the 54th and 55th).
- ▶ Of the 34 games in school history where players had 150 or more receiving yards, his 32.6 average per catch is the fourth-best, and the highest in 14 years (Derek McCoy caught four passes for 192 yards and two scores, averaging 48.0 yards against CSU in 2003 ... also the highest average among those 31).
- ▶ Along with **WR Bryce Bobo** (10-113), they were the two first Buffaloes to have 100-yard games in the same game since Paul Richardson (11-140) and Nelson Spruce (8-140) against California in Boulder on Nov. 16, 2013. But it took just two games for the next pair to do it, as **Laviska Shenault** (21-211) and **K.D. Nixon** (6-112) went century-plus in the 2018 opener.
- ▶ His 163 receiving yards tied for the seventh-most yards put up by any Pac-12 receiver in 2017, with the 32.6 average the highest yard per catch average by any league player in 2017 with a minimum of five receptions. It was also the sixth highest average posted by any FBS player with a minimum of five catches.
- ▶ He has missed the last two games (UNH, UCLA) with an injury, as he was hit out of bounds at Nebraska.



2018 SENIORS (20)

No.	Player	Pos.	Ht.	Wt.	Cl.	Exp.	Hometown (High School/Previous College)	Major (Minor)
97	BANDI, Mo	DT	6- 5	270	Sr.	VR	Longmont, Colo. (Niwot)	Neuroscience & MCD Biology
33	EDWARDS, Javier	DT	6- 3	335	Sr.	1L	Houston, Texas (Aldine Davis/Blinn College)	Ethnic Studies
17	*ENTO, Kabion	WR	6- 3	190	Sr.	1L	Pine Bluff, Ark. (Dollaway/East Central [Miss.] CC)	Sociology (Ethnic Studies)
21	*EVANS, Kyle	TB	5- 7	175	Sr.	3L	San Jose, Calif. (Archbishop Mitty)	International Affairs (Business, Leadership Studies)
7	FISHER, Nick	S	6- 0	190	Sr.	3L	Temecula, Calif. (Great Oak)	Strategic Communication (Leadership Studies, Ethnic Studies)
56	*FRANKE, Jase	DT	6- 3	280	Sr.	3L	Camarillo, Calif. (St. Bonaventure)	Economics & Political Science
32	*GAMBOA, Rick	ILB	6- 0	240	Sr.	3L	Sylmar, Calif. (Chaminade College Prep)	Strategic Communication (Sociology)
75	*KAISER, Josh	OT	6- 5	300	Sr.	3L	Mission Viejo, Calif. (Mission Viejo)	Sociology (Communication, Ethnic Studies)
89	KINNEY, Alex	P	6- 1	205	Sr.	3L	Fort Collins, Colo. (Rocky Mountain)	^ Environmental Studies & Business Management
92	*LANDWEHR, Bailey	P	5-10	170	Sr.	TR	Kersey, Colo. (Platte Valley/Northern Colorado)	Economics
1	*LEE, Donovan	TB	5- 9	185	Sr.	3L	West Hills, Calif. (Chaminade College Prep)	Ethnic Studies & Sociology
20	*LEWIS, Drew	ILB	6- 2	225	Sr.	2L	Sammamish, Wash. (Eastlake/Washington/Coffeyville)	Communication (Leadership Studies)
14	*MacINTYRE, Jay	WR	5-10	185	Sr.	3L	Boulder, Colo. (Monarch)	Communication (Leadership Studies)
34	*McMILLIAN, Travon	TB	6- 0	210	Sr.	TR	Woodbridge, Va. (C.D. Hylton/Virginia Tech)	#Organizational Leadership
16	MULUMBA, Chris	DE	6- 4	275	Sr.	1L	Helsinki, FINLAND (Mäkelänrinteen Lukko/Diablo Valley College)	Ethnic Studies
39	*SANCHEZ, Jaisen	S	6- 1	200	Sr.	1L	Kapolei, Hawai'i (St. Louis)	Communication & Ethnic Studies
28	*TALLEY, Daniel	S/OLB	6- 2	215	Sr.	2L	Aurora, Colo. (Regis/CSU-Pueblo)	Psychology
21	TREGO, Kyle	S	6- 0	195	Sr.	2L	Discovery Bay, Calif. (Liberty/Diablo Valley College)	Sociology
9	*WINFREE, Juwann	WR	6- 3	210	Sr.	1L	Englewood, N.J. (Dwight Morrow/Maryland/Coffeyville)	Sociology
6	*WORTHINGTON, Evan	S	6- 2	205	Sr.	3L	Aurora, Colo. (Cherokee Trail)	Sociology

(*—fifth-year senior; #—master's program; ^—will actually earn two degrees from two different schools, Arts & Sciences and Business)

GRADUATES: At present, just one player on the roster has earned his undergraduate degree, and that's Virginia Tech transfer **TB Travon McMillian** (Business/Finance).

GRADUATION REVIEW

(Through August 2018) Over the last 17 years, Colorado has had **310** of its **341** seniors graduate, or translating to **90.9** percent in this time frame (including 21 of the 24 seniors in 2017); these are the 2001-2017 senior classes, including those players who received medicals. Over the last 10 years, 195 of the last 211 have graduated (**92.4%**), with eight of those 16 playing in the NFL and haven't yet been able to complete their requirements. NCAA numbers will not match these (it doesn't allow a school to count transfers who graduate, but it does count against a school if it had a player transfer; it also does not count walk-ons). It's one of the reasons the numbers are skewed to be lower than they really are, especially at tougher academic schools like Colorado and its Pac-12 brethren. **TEAM GRADE POINT AVERAGE:** The team's **2.61** cumulative grade point average through the Spring 2018 semester is its third highest on record (data collected since 1996); the team had its best spring semester in three years at **2.63**.

CAPTAINS

The players elected their 2018 team captains on July 18, and after the final votes were tallied, seven players earned the title of captain for the upcoming season. Six are seniors, including inside linebacker **Rick Gamboa**, who was also a captain last year and thus becomes the 14th player in school history to be named a captain twice. He is joined by receivers **Kabion Ento**, **Jay MacIntyre** and **Juwann Winfree**, safety **Nick Fisher** and punter **Alex Kinney**. The seventh player elected was junior offensive tackle **Aaron Haigler**.

"I'm excited about the guys who they elected to be the captains for the 2018 Buffaloes," CU head coach **Mike MacIntyre** said. "Their teammates did a great job in picking them out. This is something the players have always taken seriously, and this year they deliberated for 45 minutes. I actually told them four-to-six captains is an optimum number, and they asked if we could have seven, which is fine since they felt that strongly about this group. They're going to do a great job and I'm really pleased with the players that they elected."

The process has been the same in MacIntyre's six-year tenure at CU: he explains in advance to the team what the desired criteria is for someone to be nominated for a team captain. The players then have a few days to consider who they want to nominate, and then in a full team meeting amongst themselves with no coaches present, they nominate and then visually vote on which teammates will be named a captain. Some notes on each of this year's selections:

- ♦ **Gamboa** enters his senior year 19th on CU's all-time tackles list with 292 (145 solo); only 15 players in school history have recorded 300, and just five have been in on 400, both figures within his grasp. He is the sixth player under MacIntyre to be elected a captain at least twice, joining quarterback **Sefo Liufau** and tailback **Phillip Lindsay** (each three times), along with linebackers **Addison Gillam** and **Kenneth Olugbode** and receiver **Nelson Spruce**.
- ♦ **Ento** redshirted in 2017 but as a junior, averaged 21.8 yards per his eight receptions, which included two touchdowns. He, along with Winfree, are the first junior college transfers to be named a captain since **QB Mike Moschetti** in 1999 (others were **S Mike McCoy** in 1975, **DT George Smith** in 1984 and **SS Bruce Young** in 1989);
- ♦ **Fisher**, who is very active and desires to be a leader in the community, recorded the 11th 100-yard play in school history last fall when he returned an interception 100 yards for a touchdown against California (if scored like as in the NFL, it covered 109 yards);
- ♦ **Haigler** has appeared in 24 career games, including 16 starts; his selection marks the ninth straight year that the captains have included an offensive lineman. Those include four players currently in the NFL: **Nate Solder** (2010), **David Bakhtiari** (2011), **Daniel Munyer** (2014) and **Stephane Nembot** (2015).
- ♦ **Kinney**, a likely candidate for the Ray Guy Award as the nation's best punter, is coming off a great junior season with a 43.8 average and a record 28 punts inside-the-20; the first punter to be named a CU captain since All-American **Barry Helton** in 1987, he had the best average in the nation last year over the final five weeks of the regular season (49.3);
- ♦ **MacIntyre**, recovered from a foot injury that sidelined him in the spring, is currently 36th in all-time receptions (66) and 37th in yards (870); he's looking to join the 17 players in CU history with 100 catches and the 28 with 1,000 yards;
- ♦ **Winfree** overcame a season-ending knee injury in 2016 to make 21 receptions last year, with his top game against USC when he caught five passes for 163 yards and two scores. Against the Trojans, his TD catches covered 79 and 57 yards, the eighth time in school history had two receptions in the same game over 50 yards, and just the third time they were for touchdowns.

**BALL SECURITY UNDER MAC**

The Buffaloes have had nothing short of incredible ball security in the Mike MacIntyre Era, including CU's all-time low of 12 in the 2014 season. In **67** games under MacIntyre, CU has not had any fumbles in **25** games, has not lost a fumble in **32** of those 67 and had just one in **19** other games (meaning more than one only 20 times); that's just **90** total fumbles. In the five-plus seasons, the tailbacks have been exceptionally good: they total just **17** fumbles in **1,932** attempts, or one every **113.6** carries (they didn't have a fumble among them in Mac's first year until the ninth game of the season—254 attempts).

- Career counts of current Buffaloes: **Kyle Evans** one in 143 (134 rushes), **Beau Bisharat** one in 58 (56 rushes), **Travon McMillian** none in 57 (54 rushes); **Alex Fontenot** one in 11 (all rushes).
- **Phillip Lindsay** had no fumbles in 2017 in **324** touches (301 rushes, 23 receptions); he's now a rookie with the Denver Broncos.
- In five-plus seasons under MacIntyre, the Buffs have just the **90** fumbles in **6,092** touches, or one for every **67.7** plays (this year: 8 in **368** touches: 300 offensive plays, 44 special team snaps, 24 returns). And of those **90** fumbles, the Buffs have lost just **39**.

MAC'S LONG DRIVES

Under Mike MacIntyre, the Buffaloes have occasionally had a pension for long drives with **42** of 80 yards or longer (**7** of 90 or longer, *three in 2017, see below*), drives with 15 or more plays (**10**), and a handful (**10**) that have consumed six or more minutes. In 14 games last year, Colorado had 11 scoring drives over 80 yards (long of 87 twice, both engineered by Steven Montez in the Oregon and Oregon State games). Against CSU in the '18 opener, CU had marches of 85 and 87 yards, added an 86-yard drive at Nebraska and had drives of 85 and 80 yards versus UCLA (all for touchdowns).

Longest Drives – Mike MacIntyre Era

Date	Opponent	Plays	Yards	Time	Result	How	Quarterback
9/13/14	ARIZONA STATE	7	99	2:15	TD	Spruce 31 pass from Liufau	Liufau
9/09/17	TEXAS STATE	9	96	2:44	TD	Montez 2 run	Montez
10/28/17	CALIFORNIA	6	96	2:57	TD	Fields 65 pass from Montez	Montez
9/01/17	Colorado State	6	94	1:30	TD	Lindsay 45 run	Montez
9/12/15	MASSACHUSETTS	14	91	7:24	TD	Liufau 7 run	Liufau
10/18/14	at Southern California	13	91	4:15	TD	Gehrke 9 run	Gehrke

100+ RETURN YARDS NOT THAT COMMON

Often lost in all the conversation about total offense and defense are return yards – but they often swing a game. IN 2017, CU owned a **396-234** edge, and had two games with 100-plus return yards (116-9 versus Texas State and 126-5 against Cal). CU's had just five games since 2002 with over 100 returns yards in a game (and have had two in the same season since 2002; the last time with three was 2001). Last year, CU had **175** against UCLA in its 20-10 win, and they played a huge role, accounting for one touchdown via punt return and setting up CU's lone offensive score via an interception return. It was the most return yards by the Buffs since Oct. 26, 2002, when they had **183** in a 37-13 win over Texas Tech (125 interception, 44 punt, 14 fumble). The other two games with 100-plus came in 2008 against Eastern Washington (135) and in 2013 against Central Arkansas (125).

- For the ultimate example of how rare 100 return yards can be, look no further than CU's game at UCLA last Sept. 30. The Buffs held the edge in return yardage ... **1-0**. There were no punt or fumble returns, no miscellaneous returns, and the only yard game on the lone interception and return of the game. And then against Arizona, the Wildcats had a **6-0** edge (a single punt return). CU had two games with zero return yards, the opponent two as well.
- In the '18 opener against Colorado State, the Buffaloes owned an **87-0** edge in return yards, most coming on punts (85 yards); those collectively set CU up at their own 28-yard line. Then at Nebraska, the edge was **32-(-2)**.

COLORADO NEAR THE TOP IN ALL-TIME 1,000-YARD / 2,000-YARD CAREER RUNNERS

In 2015, **Michael Adkins** became the 52nd player in Colorado history rush for 1,000 or more yards in a career and later in the year, **Phillip Lindsay** joined him and became No. 53 to hit the grand mark (and the 19th to hit 2,000 late in his junior year). CU is seventh all-time in known 1,000-yard runners (many schools don't know the number). Oklahoma tops the list with 72, as well the 2K list with 30 (the Buffs are tied for eighth with the most 2,000-yard career runners). The all-time leaders in players who have reached the career 1K and 2K plateaus:

Oklahoma	72/31	LSU	48/16	Penn State	43/19	Wisconsin	41/16	San Diego State	37/14	Tulsa	32/15
Ohio State	69/25	Texas A & M	47/19	Auburn	43/17	North Carolina	41/13	Mississippi	37/13	Western Michigan	--/15
Nebraska	64/29	Arkansas	47/18	Georgia Tech	43/13	Virginia Tech	40/19	Baylor	37/11	Utah	--/13
Southern Cal	60/20	Houston	47/15	Minnesota	43/13	Boston College	40/17	Mississippi State	35/11	SMU	21+/12
Alabama	58/19	Iowa	47/15	Air Force	43/10	Illinois	40/16	Wake Forest	34/11		
Army	53/11	Duke	46/ 7	South Carolina	42/16	Indiana	40/13	New Mexico	25+/13		
Colorado	53/19	Mississippi	45/ 8	Florida State	42/15	-----	-----	Bowling Green	37/13		
West Virginia	50/15	Oklahoma State	44/25	Virginia	41/17	Northern Illinois	39/17	Michigan	?/20		
Texas	51/19	Syracuse	43/22	Michigan State	41/16	Florida	37/17	Colorado State	?/16		

In 1989, Colorado had four players on the roster at the same time with at least 1,000 career yards: **TB Eric Bieniemy**, **TB J.J. Flannigan**, **QB Darian Hagan** and **FB Erich Kissick**. Only two other times did the Buffs have three players that had hit that plateau on the same team, in 1993: **FB James Hill**, **TB Rashaan Salaam** and **TB Lamont Warren** and in 2015: **Christian Powell**, **Michael Adkins** and **Phillip Lindsay**.

**COLORADO BY THE NUMBERS IN 2018**

- 0** Quarterback sacks allowed versus CSU, just the fourth time in the last 23 season openers the opponent failed to get to the quarterback (2014, 2008, 2004).
- 0-5-2** The Buffs record in Pac-12 road "doubleheaders" (road games in back-to-back weeks: no sweeps, two splits, swept five times); USC-Washington looms in 2018.
- 2** The number of possessions the opponent has started in CU territory this year (out of **55**; CU has started **7** of **53** in plus territory).
- 2** The last two consensus national coaches of the year squared off in week 2: CU's Mike MacIntyre vs. Nebraska's Scott Frost; CU won in Lincoln, 33-28.
- 2-0** Colorado opened 2-0 for the first time since 1920 without the benefit of one of the wins being at home in Boulder (also in 1900, 1905 and 1908).
- 3 x 2** The Buffaloes scored on both the opening possession of the game and the first drive of the second half in each of the first three games (5 TD, 1 FG).
- 3-of-6** Colorado was 3-of-6 on 3rd-&-11 or longer against Nebraska; going in, it was just 18-of-61 under Mike MacIntyre in his five-plus years as head coach.
- 3:25** The average length of CU's games in 2017 (the quickest—UCLA, **3:13**; the longest—at Nebraska, **3:41**);
- 6** The number of true freshmen the Buffs have played in 2017 (**3** offense/**3** defense);
- 9.17** Colorado's average per play on offense against Colorado State, the first time CU averaged over eight yards per play since 2013 (8.0 versus FCS Charleston Southern).
Also the first time against an FBS foe since 2004 (8.14 vs. North Texas), and the first time over nine per play since 1999 (9.24 vs. San Jose State).
- 11-of-11** Colorado has completed its last 11 passes when it throws on its first play of the year (dating back to 1969; the 11 have gained **154** yards).
- 15-22** Colorado's all-time record in regular season games played on Friday (**2-0** this season);
- 16** The number of players making their first starts in a CU uniform in 2018;
- 16-5** Colorado's non-conference record over the last four seasons under Mike MacIntyre (includes Pac-12 title game and Alamo Bowl; **16-3** regular season);
- 17** The number of fumbles by CU tailbacks (on offense) in **67** games under Mike MacIntyre (**1,932** carries; **1** this year in **127**; **2** in the last **462**);
- 18** The number of different NFL teams that have scouted the Buffaloes on game days this season;
- 23-of-30** The number of coin tosses CU has won dating back to the '16 opener (CU was 13-of-14 in '16; **40-of-67** in the MacIntyre Era);
- 30** The number of Colorado games played in less than three hours since 1990 (out of **346** games; none yet this year; last: 2:57 versus Washington in 2017);
- 35-1-1** Colorado's all-time record when rushing for 300-plus yards in a game (had **311** against New Hampshire on Sept. 15).
- 35.4** The third down efficiency of opponents against Colorado in the state's borders since the '09 opener (**332-of-939**).
- 37.0** The opponents' combined percentage on third down inside-the-CU 20 (**88-of-238**) in the last 106 games (dating to 2008; **1-of-4** this year);
- 41** The number of players making their debut in CU uniform this season;
- 45-14** The final score of the New Hampshire game, a fairly common score, was the first (win or lose) in the first 1,241 games in CU football history;
- 52** The number of Buffaloes who have scored 100 or more career points (**PK James Stefanou** joined the list this season);
- 52nd** The number season of CU's live buffalo mascot "Ralphie" leading the team out on the field;
- 53** The number of Buffaloes who have 1,000 or more career rushing yards; who will make it 54?
- 67.7** The average number of plays (plays, kicks, returns) per fumble in the MacIntyre Era at Colorado (**90** fumbles, **6,092** touches; 1 in **46.0** in 2018);
- 247** The number of trips into the red zone by CU under **Mike MacIntyre** (**207** scores, or **83.8** percent: **143** touchdowns, **64** field goals);
- 250th** The UCLA game was the 250th CU game assistant coach Darian Hagan was associated with (player/staff member/assistant coach);
- 314** The number of all-time wins Colorado has recorded at Folsom Field since it opened on Oct. 11, 1924 (**406** overall at all home venues).
- 468** The total offense that **QB Steven Montez** amassed in his first career start at Oregon in 2016 (**333** passing, **135** rushing and accounting for **4** TDs).
- 704** The number of all-time wins by Colorado, as the Buffaloes became the 25th school to win 700 games.
- 1,959** The yards of total offense Colorado has through four games, fifth-most in school history through four games (second in MacIntyre Era to 2,093 in 2016).

FLASHBACK: COLORADO BY SOME NUMBERS IN 2017

- 1:23:52** The time it took for the opponent to score the first touchdown (offense or otherwise) against Colorado;
- 3** The fewest points allowed in a season opener since 2010 (17-3 win over CSU; in 2010, CU defeated CSU, 24-3 ... both games in Denver);
- 5:30 (a.m.)** The time the Buffs arrived back in Boulder after the UCLA game (Sept. 30-Oct. 1), which kicked off at 8:36 p.m. MDT;
- 6** The fewest points allowed in the first two games of a season since 1958 (three points in each; in '58, opened 13-3 over Kansas State, 31-0 at Kansas);
- 17** The number of first downs earned by **TB Phillip Lindsay** against Arizona, tying the CU record by a non-quarterback (**11** coming on third and fourth downs);
- 27** The fewest points allowed in the first three games of a season since 1978 (21 points, seven in each of the first three games);
- 30.8** The opponents' third down conversion percentage on 3rd-&-5 or longer (**33-of-107**);
- 56.8** The opponents' touchdown percentage on drives inside-the-20 (red zone) against CU (**25** TDs/**44** trips);
- 66.7** Colorado's third down efficiency on 3rd-&-4 or less (**52-of-78**);

PRICE MADE MARK AS A FROSH

PK Davis Price joined the team as a recruited walk-on in June 2016, and wound up seeing action as a true freshman due to a season-ending injury in the Michigan game to **Diego Gonzalez**. He was first pressed into service as the kickoff specialist at Oregon in game four, and the next week, he was promoted into the first-team role the next week for Oregon State. He responded by making all five of his extra point tries and both of his field goals, including a 54-yard boot on his first try, the CU record for both the longest made by a freshman and the longest first-career make. He was recognized for his performance as the Pac-12's Special Teams Player of the Week; the 54-yarder was the longest by a freshman in the NCAA in 2016 and tied for the fourth-longest overall.

Longest Field Goals By A Freshman In The NCAA / 2016

- 54** **Davis Price, Colorado (Oct. 1 vs. Oregon State)**
- 53** **Matt Ammendola, Oklahoma State (Sept. 10 vs. Central Michigan)**
- 53** **Logan Tyler, Florida State (Nov. 11 vs. Boston College)**
- No others over 50 yards

Longest Field Goals / Colorado Freshmen

- 54** **Davis Price, vs. Oregon State in Boulder, Oct. 1, 2016**
- 53** **James Stefanou vs. Arizona State at Tempe, Nov. 4, 2017**
- 52** **Will Oliver, vs. California in Boulder, Sept. 11, 2011**
- 51** **Tom Field, vs. Oregon in Boulder, Sept. 8, 1979**
- 50** **Tom Field, vs. Oklahoma State in Boulder, Nov. 10, 1979**
- 49** **James Stefanou vs. Washington in Boulder, Sept. 23, 2017**

► **A FIRST?** It was for sure for CU: United Airlines provides the team charter for CU's travel, and for the 2016 USC trip, the pilot was **Doug Price** — Davis' father. A CU graduate himself, he is an Air Force Veteran who has been flying for United for 20 years; he normally flies military charters bringing troops back home from overseas. To date, that's been the only time but with two Price brothers now on the team, they're hoping to see their dad in the cockpit again.

**CAREER GAMES PLAYED/STARTED CHART**

Listed below are the career games played/started for the players on the 2018 Colorado Buffaloes. The players on the opening camp roster collectively have played in **812** games, but with just **193** starts (the second-fewest by a returning team, behind 182 in 2004). Both all-time highs for any returning Colorado team occurred last year: **1,072/412**. The numbers in Mike MacIntyre's other seasons: **1,027/313** (2017), **1,072/412** (2016), **824/327** (2015), **904/314** (2014) and **896/268** (2013). The list through the 2018 opener (does include the '16 Alamo Bowl):

Player	G	GS	Player	G	GS	Player	G	GS	Player	G	GS	Player	G	GS
ABRAMS	4	4	EVANS	36	3	KAISER	43	9	MORETTI	3	1	STENSTROM	0	0
ANTWINE	4	4	FALO	23	0	KEITER	0	0	MULUMBA	16	10	TALLEY	20	0
APPLETON	0	0	FILLIP	3	0	KINNEY	41	—	NEWMAN	4	0	TAYLOR	4	2
ARIAS	4	0	FINAU	0	0	KUTSCH	4	0	NIXON	16	3	TCHANGAM	3	0
BACA	0	0	FISHER	40	6	LANDMAN	15	4	NOYER	6	0	THOMAS	0	0
BALE	30	0	FONTENOT	4	0	LANDWEHR	0	0	PAIGE	2	0	TONZ	24	3
BANDI	1	0	FOULK	0	0	LANG	4	0	POPLAWSKI	9	0	TOWNSEND	0	0
BELL	2	0	FRANCIS	0	0	LAWSON	2	0	PRICE, D.	24	—	TREGO	20	0
BISHARAT	30	0	FRANKE	39	5	LEE	34	5	PRICE, E.	0	—	TUILOMA	16	2
BLACKMON, M.	4	0	GAMBOA	43	41	LEWIS, D.	30	14	PURSELL	4	4	UDOFFIA	13	8
BLACKMON, R.	16	0	GEORGE	4	0	LEWIS, I.	4	0	RAKESTRAW	16	0	VAN DIEST	2	0
BOUNDS	28	4	GOLDIN	3	0	LUKELA	0	0	RAY	0	0	VAUGHN	15	0
BROUSSARD	0	0	GROTH	0	0	LYNCH	0	0	ROBERTS	3	0	WALLACE	0	0
BROWN	4	2	GUTIERREZ	0	0	LYNOTT, Jr.	28	27	ROBINSON	0	0	WELLS	4	2
CALLIER	15	2	HAIGLER	28	20	LYTLE, C.	2	0	RODDICK	0	0	WIGLEY	16	11
CHIAVERINI	2	0	HUDSON	7	0	LYTLE, T.	3	0	RUSSELL	4	0	WINFREE	14	3
COLEMAN	1	0	HUGHES-FORD	0	—	MacINTYRE	41	22	SANDERS	2	0	WORTHINGTON	38	18
COLODNY	0	0	HYPOLITE	4	0	MADDOX	4	0	SCHMANSKI	0	0	YURACHEK	1	0
COOPER	21	0	JACKSON	0	0	MAGRI	3	0	SHENAU	16	3	2018 TOTALS	1081	281
DEITCHMAN	0	0	JOHNSON, D.	0	0	MARTINEZ	0	0	SHERMAN	4	1	2017 FINAL	1703	577
EDRIDGE	1	0	JOHNSON, M.	4	4	McMILLIAN	4	1	SHUTACK	2	0			
EDWARDS	15	13	JONES, A.	12	0	MILLER, B.	0	0	SMITH	0	0			
EGGERS	1	0	JONES, D.	2	0	MILLER, C.	3	0	STANLEY	1	0			
ENTO	18	1	JYNES	0	0	MONTEZ	27	19	STEFANOU	15	—			

LAST TRUE FRESHMEN TO START: DE Israel Antwine (**2018**), TB Patrick Carr, CB Nick Fisher, CB Isaiah Oliver, ILB Grant Watanabe (**2015**); WR Shay Fields, WR Donovan Lee, DE Christian Shaver, S Evan White (**2014**); TB Michael Adkins II, CB Chidobe Awuzie, DE Jimmie Gilbert, ILB Addison Gillam, QB Sefo Liufau, S Tedric Thompson, CB John Walker Jr (**2013**); TB Donta Abron, CB Ken Crawley, DT Tyler Henington, TE Vincent Hobbs, DL Samson Kafovalu, S Marques Mosley, TB Christian Powell, DT Justin Solis, WR Gerald Thomas, DT Josh Tupou, CB Yuri Wright (**2012**); DB D.D. Goodson, CB Greg Henderson, OL Alex Lewis, WR Tyler McCulloch, OLB Juda Parker; S Kyle Washington (**2011**).

LAST TRUE FRESHMEN TO START AT QUARTERBACK: Sefo Liufau (**2013**), Tyler Hansen (**2008**), Craig Ochs (**2000**), Koy Detmer (**1992**). **IN A SEASON OPENER:** Has not occurred.

LAST TRUE FRESHMEN TO START AT RUNNING BACK: TB Patrick Carr (**2015**), Michael Adkins II (**2013**), Donta Abron, Christian Powell (**2012**); Darrell Scott (**2008**), Rodney Stewart (**2008**), Brian Lockridge (**2007**), Brian Calhoun (**2002**), Marcus Houston (**2000**). **IN A SEASON OPENER:** Kent Kahl (**1991**).

LAST REDSHIRT FRESHMEN TO START: OG Jake Moretti, C Colby Pursell, OT William Sherman, OLB Carson Wells (**2018**); CB Trey Udoffia (**2017**); OT Aaron Haigler, OG Tim Lynott, Jr., QB Steven Montez (**2016**); DT Jase Franke, LB Rick Gamboa, TE Dylan Keeney, WR Jay MacIntyre, DE Michael Mathewes, WR Lee Walker (**2015**).

LAST PLAYERS TO START FOR THE FIRST TIME AS A SENIOR: TB Kyle Evans, TB Travon McMillian (**2018**); OLB David Goldberg, WR Logan Gray, FB Evan Harrington, DT Conrad Obi, DE Tony Poremba, OG Sione Tau (**2011**); TE Luke Walters (**2010**); TB Kevin Moyd, OLB Bryan Stengel (**2009**); WR Steve Melton (**2008**), TE Joe Sanders (**2007**).

LAST PLAYERS TO START WHILE WALK-ONS: FS Ryan Moeller (**2014**); FB Jordan Murphy (**2013**); WR Dusty Ebner, C Keenan Stevens (**2009**), WR Steve Melton (**2008**); ILB Jake Duren, SS D.J. Dykes (**2007**).

STARTING STREAKS

Through four games: **ILB Rick Gamboa** has made the most consecutive starts with 41 followed by **QB Steven Montez** (16), **S Evan Worthington** (15) and **DT Javier Edwards** and **OT Aaron Haigler** (8 each).

16 HAVE MADE FIRST CAREER STARTS IN 2018 (11 IN OPENER AGAINST CSU)

In the 2018 season opener against Colorado State in Denver, 11 Buffaloes made their first career starts (the same number for all of 2017): **CB Delrick Abrams**, **DE Israel Antwine**, **OLB Jacob Callier**, **TB Kyle Evans**, **DE Mustafa Johnson**, **ILB Nate Landman**, **WR K.D. Nixon**, **C Colby Pursell**, **WR Laviska Shenault**, **LG Brett Tonz** and **OLB Carson Wells**. **OLB Davion Taylor** became the 12th when he started at Nebraska, **WR Tony Brown** and **OG Jake Moretti** made it 14 when they started against New Hampshire, and **TB Travon McMillian** and **OT William Sherman** against UCLA made it 16.

Historically: Only 13 true freshmen have started from scrimmage for CU in a season opener: **TB Billy Waddy**, 1973 (at Louisiana State); **CB Victor Scott** and **OLB Scott Hardison**, 1980 (at UCLA); **HB Eric Bieniemy**, 1987 (vs. Oregon); **OG Clint Moore**, 1991 (vs. Wyoming); **ILB Jordon Dizon**, 2004 (vs. Colorado State); **CB Greg Henderson**, 2011 (vs. Hawai'i); **CB Kenneth Crawley** and **WR Gerald Thomas**, 2012 (vs. Colorado State); **ILB Addison Gillam**, 2013 (vs. Colorado State); **WR Shay Fields** and **DE Christian Shaver**, 2014 (vs. Colorado State); and **DE Israel Antwine**, 2018 (vs. Colorado State); add a 14th for the first play of the game/season on special teams (kickoff coverage team): **PK Kevin Eberhart** (2003, kicked off vs. CSU in Denver).

ANNUAL FIRST-TIME STARTERS: 1984 (29), 1985 (9), 1986 (15), 1987 (14), 1988 (16), 1989 (7), 1990 (16), 1991 (23), 1992 (15), 1993 (7), 1994 (6), 1995 (11), 1996 (8), 1997 (14), 1998 (27), 1999 (14), 2000 (16), 2001 (12), 2002 (16), 2003 (20), 2004 (12), 2005 (11), 2006 (24), 2007 (18), 2008 (15), 2009 (18), 2010 (21), 2011 (21), 2012 (21), 2013 (12), 2014 (14), 2015 (23), 2016 (5); 2017 (11); **2018 (16)**.

34 PLAYERS SAW FIRST CU ACTION IN OPENER AGAINST CSU; 41 NOW HAVE OVERALL

A total of **41** players have seen their first action in a CU uniform in 2018; 34 in the opener against Colorado State, a school record for a season opener and one of the higher numbers for a full season. Here is the breakdown by class of those players (*—mainly special teams duty):

TRUE FRESHMEN (6): DE Israel Antwine, WR Daniel Arias, OL Frank Fillip, S Hasaan Hypolite, WR Dimitri Stanley, ILB Hunter Yurachek. **REDSHIRT FROSH (20):** WR Maurice Bell, CB Mehki Blackmon, WR Curtis Chiaverini, ILB Nick Edridge, TB Alex Fontenot, S Kevin George, DE Terrance Lang, S Isaiah Lewis, OL Chance Lytle, QB Tyler Lytle, DL Nico Magri, CB Chris Miller, OG Jake Moretti, ILB Chase Newman, OL Heston Paige, C Colby Pursell, TE Brady Russell, OL William Sherman, ILB Jonathan Van Diest, OLB Carson Wells. **SOPHOMORES (7):** CB Delrick Abrams, TE Derek Coleman, QB *Josh Goldin, DE Mustafa Johnson, OL Kary Kutsch, WR Erik Lawson, S Aaron Maddox. **JUNIORS (6):** WR Tony Brown, OL Justin Eggers, TE Darrion Jones, OLB Davion Taylor, OL Jack Shutack, OLB Alex Tchangam. **SENIORS (2):** DT Mo Bandi, TB Travon McMillian

Recent counts: **25** (2017), **23** (2016), **35** (2015), **26** (2014), **18** (2013), **26** (2012), **33** (2011), **26** (2010), **22** (2009), **30** (2008), **28** (2007), **19** (2006).

**2018 PARTICIPATION CHART**

The participation chart for the 2018 Colorado Buffaloes; KEY: **S**—started; **✓**—played; **DNP**—dressed, but did not play; **INJ**—injured/illness; **SSP**—suspended; (—)—denotes did not dress; **●**—saw first action as a Buffalo in 2018;

Player	CSU	NU	UNH	Ucla	ASU	USC	UW	OSU	UAWSU	UU	CAL
● ABRAMS	S	S	S	S							
● ANTWINE	S	S	S	S							
● ARIAS	✓	✓	✓	✓							
BACA	—	—	—	—							
BALE	✓	✓	✓	✓							
● BANDI	✓	—	—	DNP							
● BELL	✓	DNP	✓	DNP							
BISHARAT	✓	✓	✓	✓							
● BLACKMON, M.	✓	✓	✓	✓							
BLACKMON, R.	✓	✓	✓	✓							
BOUNDS	✓	✓	✓	S	S						
BROUSSARD	INJ	INJ	INJ	DNP							
● BROWN	✓	✓	✓	S	S						
CALLIER	S	✓	✓	S	S						
● CHIAVERINI	✓	—	—	DNP							
● COLEMAN	✓	—	DNP	—							
COLODNY	—	—	—	—							
COOPER	✓	✓	✓	✓							
DEITCHMAN	—	—	—	—							
● EDRIDGE	DNP	—	✓	—							
EDWARDS	S	S	S	S							
● EGGERS	DNP	—	✓	—							
ENTO	✓	✓	✓	✓							
EVANS	S	S	S	✓							
FALO	✓	✓	✓	✓							
● FILLIP	✓	DNP	✓	✓							
FINAU	INJ	INJ	INJ	INJ							
FISHER	S	S	S	S							
● FONTENOT	✓	✓	✓	✓							
FOULK	DNP	—	—	—							
FRANCIS	—	—	—	—							
FRANKE	✓	✓	✓	✓							
GAMBOA	S	S	S	S							
● GEORGE	✓	✓	✓	✓							
● GOLDIN	DNP	✓	✓	✓							
GROTH	DNP	—	—	—							
HAIGLER	S	S	S	S							
HUDSON	✓	DNP	DNP	DNP							
HUGHES-FORD	DNP	—	DNP	—							
● HYPOLITE	✓	✓	✓	✓							
JACKSON, J.	INJ	INJ	INJ	DNP							
JOHNSON, D.	DNP	—	—	—							
● JOHNSON, M.	S	S	S	S							
JONES, A.	✓	INJ	INJ	DNP							
● JONES, D.	✓	DNP	✓	DNP							
JYNES	—	—	DNP	—							
KAISER	S	S	S	S							
KEITER	DNP	—	—	—							
KINNEY	✓	✓	INJ	INJ							
● KUTSCH	✓	✓	✓	✓							
LANDMAN	S	S	S	S							
LANDWEHR	—	—	DNP	DNP							
● LANG	✓	✓	✓	✓							
● LAWSON	✓	—	✓	—							
LEE	✓	DNP	✓	DNP							
LEWIS, D.	✓	S	S	✓							
● LEWIS, I.	✓	✓	✓	✓							

Player	CSU	NU	UNH	Ucla	ASU	USC	UW	OSU	UAWSU	UU	CAL
LUKELA	DNP	—	—	—							
LYNCH	—	—	—	—							
LYNOTT, Jr.	S	S	S	✓							
● LYTLE, C.	DNP	DNP	✓	✓							
● LYTLE, T.	✓	DNP	✓	✓							
MacINTYRE	S	S	S	S							
● MADDOX	✓	✓	✓	✓							
● MAGRI	✓	DNP	✓	✓							
MARTINEZ	—	—	—	—							
● McMILLIAN	✓	✓	✓	✓	S						
MILLER, B.	DNP	—	—	DNP							
● MILLER, C.	DNP	✓	✓	✓	✓						
MONTEZ	S	S	S	S							
● MORETTI	✓	✓	✓	S	DNP						
MULUMBA	✓	✓	✓	✓	✓						
● NEWMAN	✓	✓	✓	✓	✓						
NIXON	S	S	S	✓							
NOYER	✓	DNP	✓	DNP							
● PAIGE	✓	DNP	✓	DNP							
PRICE, D.	✓	✓	✓	✓	✓						
PRICE, E.	DNP	DNP	DNP	DNP							
● PURSELL	S	S	S	S	S						
RAKESTRAW	✓	✓	✓	✓	✓						
RAY	INJ	INJ	INJ	INJ							
ROBERTS	✓	—	—	—							
ROBINSON	DNP	—	—	—							
RODDICK	INJ	INJ	INJ	INJ							
● RUSSELL	✓	✓	✓	✓	✓						
SANDERS	DNP	—	✓	DNP							
SCHMANSKI	—	—	—	—							
SHENAULT	S	S	✓	S							
● SHERMAN	✓	✓	✓	✓	S						
● SHUTACK	DNP	✓	✓	DNP							
SMITH	—	—	DNP	—							
● STANLEY	✓	DNP	DNP	DNP							
STEFANO	✓	✓	✓	✓	✓						
STENSTROM	DNP	DNP	DNP	DNP							
TALLEY	✓	✓	✓	✓	✓						
● TAYLOR	✓	S	S	✓							
● TCHANGAM	✓	DNP	✓	✓							
THOMAS	—	—	—	—							
TONZ	S	S	INJ	S							
TOWNSEND	—	—	—	—							
TREGO	✓	✓	✓	✓	✓						
TUOLUMA	✓	✓	✓	✓	✓						
UDOFFIA	✓	✓	✓	✓	✓						
● VAN DIEST	✓	DNP	✓	DNP							
VAUGHN	✓	✓	✓	✓	✓						
WALLACE	—	—	DNP	—							
● WELLS	S	✓	✓	S							
WIGLEY	S	S	S	S							
WINFREE	S	S	INJ	INJ							
WORTHINGTON	S	S	S	S							
● YURACHEK	—	—	✓	—							
DRESSED	92	76	84	81							
PLAYED	75	60	74	61							

Inactive For 2018: Loy, I. Miller, Poplawski, Sanchez, Stoltzenberg.

EXPERIENCE ANALYSIS

A look at annual fluctuations in the percentage of upperclassmen starting games over the last decade or so at Colorado; in 2012, the Buffaloes started its fewest seniors believed ever (17.8%) and a record number of freshmen (28.0%; 21.6% true frosh). A year-by-year glance at starts by class since 1999:

Season	G	SR	JR	SO	FR	(RS-True)	UpperCl%	Fr-Pct.
1999	12	115	42	86	21	(20- 1)	59.5	8.0
2000	11	55	116	38	33	(15-18)	70.7	13.6
2001	13	102	95	83	7	(0- 7)	68.9	2.4
2002	14	155	130	14	9	(0- 9)	92.5	2.9
2003	12	105	49	78	32	(14-18)	58.3	12.1
2004	13	72	103	100	11	(0-11)	61.2	3.8
2005	13	116	112	48	10	(4- 6)	79.7	3.5
2006	12	92	84	71	17	(11- 6)	66.7	6.4
2007	13	89	106	38	53	(29-24)	68.2	18.5
2008	12	106	54	63	41	(24-17)	60.6	15.5

Season	G	SR	JR	SO	FR	(RS-True)	UpperCl%	Fr-Pct.
2009	12	57	90	89	28	(24- 4)	55.7	10.6
2010	12	82	111	37	34	(22-12)	73.1	12.9
2011	13	141	55	57	33	(10-23)	68.5	11.5
2012	12	47	84	59	74	(17-57)	49.6	28.0
2013	12	70	92	69	33	(2-31)	61.4	12.5
2014	12	83	50	96	35	(18-17)	50.4	13.3
2015	13	59	110	86	31	(25- 6)	59.1	11.7
2016	14	141	116	27	24	(24- 0)	83.4	7.8
2017	12	127	85	45	7	(7- 0)	80.3	2.7
2018	4	32	24	20	12	(8- 4)	63.6	13.6



HEAD COACH MIKE MACINTYRE

Mike MacIntyre is in his sixth season as the head coach of the University of Colorado football program, and his ninth season as a collegiate head coach; he has a **29-38** record at Colorado and is **45-59** as a head coach in NCAA Division I (FBS). The 25th full-time head coach in CU history (27th overall) brought an impressive pedigree with him to Boulder, resuscitating a San Jose State Spartan team from a 1-12 record in 2010 to one that finished 11-2 in 2012 and was nationally ranked. Now a veteran coach of 28 seasons, MacIntyre arrived at San Jose State after two years as the defensive coordinator at Duke University, where he was reunited with head coach **David Cutcliffe** from earlier in his coaching days. Those Blue Devil defenses were among Duke's best statistically over a 20-year span, and in 2009, Duke's five wins were the most in a season by the Blue Devils since 1994. The American Football Coaches Association (AFCA) named him its 2009 FBS Assistant Coach of the Year. Another one of his mentors was the legendary and now Pro Football Hall of Fame coach **Bill Parcells**, and of course, his late father, **George MacIntyre**, coached at Vanderbilt (the 1982 national coach of the year).



	Overall	Home	Road	Neutral	2nd Half	Ranked	Unranked	Non-league	League	Bowls
MacIntyre at Colorado.....	29-38	17-15	7-20	5-3	10-23	2-17	27-21	16-5	13-33	0-1
MacIntyre / Career.....	45-59	26-23	14-33	5-3	19-32	2-24	43-35	24-13	21-46	0-1

COLORADO STREAKS: 2-game plus wins, 2-game plus losses: **7, 9**. 3-game plus wins, 3-game plus losses: **4, 8**. 4-game plus wins, 4-game plus losses: **3, 2**. 5-game plus wins, 5-game plus losses: **1, 2**. 6-game plus wins, 6-game plus losses: **1, 1**. Longest winning streak: **6**. Longest losing streak: **9**.

- ◆ MacIntyre, 53, has coached in a total of **360** football games in his career (**104** as a head coach): **201** in NCAA Division I (and another **23** as a grad assistant at Georgia); **82** as a full-time assistant coach in the National Football League; **54** in NCAA Division I-AA (at the time).
- ◆ He became just the second coach at Colorado since 1932 to win his first game at the reins of the Buffaloes (out of 15 coaches), and just the ninth (out of 25) to open with **two** wins. Rick Neuheisel was the last to do both (in 1995). He is the first CU coach in his sixth season (out of seven) to open **4-0**.
- ◆ **MacIntyre On His Roots:** *"I'm the son of a coach. And I received my Ph.D. in coaching from Bill Parcells. I used to sit next to him in staff meetings with the Cowboys. The two most important things I probably learned from him were how to evaluate personnel and how to organize practices."* He says Parcells taught him that quarterbacks learn more in 11-on-11 drills than the standard 7-on-7.
- ◆ He has also been influenced immensely by the late John Wooden (UCLA basketball); he has read all his books numerous times. On his own success: *"It takes a lot of people to be successful, it's never just you. It's everyone around you. The team effort starts before you ever get to the players."*
- ◆ Throughout his coaching career, MacIntyre has crafted an approach to coaching college football that incorporates **"The Four F's"** – Foundation, Family, Future and Football. He believes that if Colorado's student-athletes focus on these 4 F's, it will lead to great things:
Foundation is about becoming a solid person on a daily basis in their daily activities. That includes a commitment to things like self-discipline, perseverance, time management and responsibility;
Family is about being close, caring about each other and being accountable to each other. CU's players have to fully understand how their actions affect their teammates – on the field and in life. They will understand how their actions represent Colorado and their individual legacies;
Future is about putting the necessary energy into their academics; education is their future. Even if our student-athletes go on to play in the NFL for three-to-five years (the average length of a pro career), they need to have an idea about what they want to be the rest of their lives. Football is what they currently do, it's not who they are. Use football to get an education and a better future;
Football is the final F. MacIntyre believes if they have a good foundation, if they're doing the right things, they care about the guys around them and they're doing well academically and know what their future is, when they come to football practice, they are freed up; they'll play better and won't have a lot of baggage.
- ◆ MacIntyre has coached on both sides of the ball, spending four years at Ole Miss (1999-2002) where he started as the wide receivers coach for two seasons and the defensive secondary coach in his final two years. The Rebels posted a 29-19 record in that time with bowl appearances in the 1999 and 2002 Independence Bowls and the 2000 Music City Bowl. The 2001 Rebels ranked fifth nationally in pass defense, allowing just 161.3 yards per game.
- ◆ **The Coin.** MacIntyre always carries the same commemorative coin in his pocket, one his dad received in 1982 as the Bobby Dodd National Coach of the Year. *"I'm the proud son of George MacIntyre,"* he says in referring to his father coaching the Commodores to an 8-4 record that season.
- ◆ **On players having to be ready at a moment's notice to go into the game:** *"It's the only game in the world where you have 100 guys on the side watching just eleven in the game at any one time. So you're like the dog sitting on the porch. When that rabbit runs by, you've got to be ready to go."*
- ◆ **On playing music at practice:** *"Bill Belichick, Eric Mangini both did it. They believed it enhanced practice in many ways, including maintaining rhythm. It's no different than crowd noise; you're teaching the players to block out distractions, all background noise, yet and at the same time to still hear us."*
- ◆ At Mississippi, among his recruits were quarterback **Eli Manning** and Butkus Award winning linebacker **Patrick Willis**. And along his coaching trail, he has mentored many current and former NFL players including recently retired former Dallas and Cincinnati safety **Roy Williams**, a five-time Pro Bowl player. At Dallas, he also tutored **Terrence Newman**, the former Kansas State cornerback who longtime CU fans certainly remember.
- ◆ Unhappy that he had gained weight since college, slowly adding one or two pounds here and there over the years, he decided to do something about it. In early 2014, he read the book, *Why Diets Fail Us*; he started to eat much healthier, consume one or two nutrition-rich shakes a day (as replacement meals) and increased his workout regimen. The end result was that after six months, he dropped **63** pounds (he now weighs 180, what he did as a collegian).
- ◆ **CONTRACT.** MacIntyre was officially named CU's 25th full-time head coach on Dec. 10, 2012, and signed a 5-year contract worth just over \$2 million overall (\$250,000 base; \$875,000 radio/TV income, \$875,000 sponsorship income), plus various incentives that add to well over \$1 million. He received a one-year extension through 2018 in February 2014, and in January 2017, he signed a new agreement for five years (through 2021) for \$16.25 million (\$3.1 for the 2017 season with modest increases each year).
- ◆ A 1989 graduate of Georgia Tech (Business Management), he lettered twice (1987-88) at free safety/punt returner for coach Bobby Ross. Prior to becoming a Yellow Jacket, MacIntyre played two seasons (1984-85) at Vanderbilt for his father, George, the head coach of the Commodores from 1979-85. The elder MacIntyre was the national coach of the year in 1982 with a win over Alabama on its way to an 8-4 record. He is the first ACC alum to take over the reins of the CU football program.
- ◆ He earned his Master's degree in Education with an emphasis on Sports Management from the University of Georgia in 1991.
- ◆ **MacIntyre** is a voter in the *USA Today*/ESPN Coaches poll for the fourth straight year and fifth time overall; coaches are selected by a random draw (he is one of six Pac-12 voters). CU's head coach voted every season from 1987-2009, and the Buffalo coach has now had a vote for the 29 of the last 32 seasons.

**HEAD COACH MIKE MacINTYRE** continued**Mike MacIntyre Year-By-Year Coaching Record**

Season	School	Overall					Pac-12 Conference					Finish/Conf.
		W	L	Pct.	Pts	Opp	W	L	Pct.	Pts	Opp	
2010	San Jose State.....	1	12	.077	209	451	0	8	.000	160	295	9th/Western Athletic
2011	San Jose State.....	5	7	.417	294	364	3	4	.429	193	196	t-4th/Western Athletic
2012	San Jose State.....	10	2	.833	423	257	5	1	.833	251	156	t-1st/Western Athletic
2013	Colorado.....	4	8	.333	305	459	1	8	.111	183	398	6th/Pac-12 South
2014	Colorado.....	2	10	.167	342	468	0	9	.000	263	387	6th/Pac-12 South
2015	Colorado.....	4	9	.308	320	357	1	8	.111	177	291	6th/Pac-12 South
2016	Colorado.....	10	4	.714	435	304	8	1	.889	289	166	1st/Pac-12 South
2017	Colorado.....	5	7	.417	317	338	2	7	.222	222	311	6th/Pac-12 South
2018	Colorado.....	4	0	1.000	161	71	1	0	1.000	38	16
Colorado Totals.....		29	38	.433	1870	1997	13	33	.283	1172	1569	
Career Totals.....		45	59	.433	2806	3069	21	46	.313	1776	2216	

As a graduate assistant at Georgia (SEC, 2 seasons, 1990-91)..... 14-9 1 bowl (1-0)

As an assistant at Davidson (1 season, 1992)..... 5- 5

As an assistant at UT-Martin (OVC, 4 seasons, 1993-96)..... 17-27

As an assistant at Temple (Big East, 2 seasons, 1997-98)..... 5-17

As an assistant at Mississippi (SEC, 4 seasons, 1999-2002)..... 31-20 3 bowls (2-1)

As an assistant at Dallas (NFL, 4 seasons, 2003-06)..... 34-32 2 playoffs (0-2)

As an assistant at New York Jets (NFL, 1 season, 2007)..... 4-12

As an assistant at Duke (ACC, 2 seasons, 2008-09)..... 9-15

COLORADO SUPERLATIVES UNDER MIKE MacINTYRE

The home (listed first) and road/neutral bests in the Mike MacIntyre Era at Colorado (2013-present; *—denotes school record):

MOST FIRST DOWNS33 Nicholls State Sept. 26, 2015
39 *at California (2ot) Sept. 27, 2014**MOST RUSHING YARDS**390 Massachusetts Sept. 12, 2015
260 on two occasions (CSU, UO 2016)**MOST PASSING YARDS**376 Southern California Nov. 11, 2017
455 at California (2ot) Sept. 27, 2014**MOST OFFENSIVE PLAYS**100 Washington State Nov. 19, 2016
114 at UCLA Oct. 31, 2015**MOST TOTAL OFFENSE**636 Nicholls State Sept. 26, 2015
630 at California (2ot) Sept. 27, 2014**MOST POINTS**56 Idaho State Sept. 10, 2016
56 at California (2ot) Sept. 27, 2014**MOST TIME OF POSSESSION**36:36 Idaho State Sept. 10, 2016
41:05 at UCLA Oct. 31, 2015**LONGEST SCORING DRIVE (TD; Yards)**99 Arizona State Sept. 13, 2014
91 at Southern Cal Oct. 18, 2014**FEWEST FIRST DOWNS ALLOWED**7 on two occasions (ISU, ASU 2016)
12 Colo. St. (Denver) Sept. 2, 2016**FEWEST RUSHING YARDS ALLOWED**25 UCLA Nov. 3, 2016
88 Colo. St. (Denver) Sept. 1, 2017**FEWEST PASSING YARDS ALLOWED**40 Nicholls State Sept. 26, 2015
63 Colo. St. (Denver) Sept. 2, 2016**FEWEST OFFENSIVE PLAYS ALLOWED**55 Idaho State Sept. 10, 2016
57 at UCLA Nov. 2, 2013**LEAST TOTAL OFFENSE ALLOWED**96 Idaho State Sept. 10, 2016
225 Colo. St. (Denver) Sept. 2, 2016**FEWEST POINTS ALLOWED**0 Nicholls State Sept. 26, 2015
3 Colo. St. (Denver) Sept. 1, 2017**MOST TURNOVERS FORCED**4 on two occasions
4 on three occasions (all in 2016)**MIKE MacINTYRE VERSUS THE NATION**

School	W	L	Pts	Opp	School	W	L	Pts	Opp	School	W	L	Pts	Opp
Alabama.....	0	1	3	48	Massachusetts.....	2	0	89	52	Southern Utah.....	1	0	16	11
Arizona.....	1	4	162	189	Michigan.....	0	1	28	45	Stanford.....	1	3	40	124
Arizona State.....	1	4	130	197	Navy.....	2	0	39	24	Texas-San Antonio.....	1	0	52	24
Boise State.....	0	1	0	48	Nebraska.....	1	0	33	28	Texas State.....	2	0	68	23
Brigham Young.....	1	1	36	43	Nevada.....	0	2	27	52	UC-Davis.....	1	1	58	27
California.....	2	1	141	111	New Hampshire.....	1	0	45	14	UCLA.....	2	5	189	200
Central Arkansas.....	1	0	38	24	New Mexico State.....	2	1	108	60	Utah.....	1	5	108	194
Charleston Southern.....	1	0	43	10	Nicholls State.....	1	0	48	0	Utah State.....	0	3	94	121
Colorado State.....	7	1	269	156	Northern Colorado.....	1	0	41	21	Washington.....	0	4	50	175
Fresno State.....	1	1	45	57	Oklahoma State.....	0	1	8	38	Washington State.....	1	2	41	79
Hawai'i.....	2	2	76	108	Oregon.....	1	3	91	180	Wisconsin.....	0	1	14	27
Idaho.....	1	2	94	71	Oregon State.....	3	2	148	132	Totals.....	45	59	2806	3069
Idaho State.....	1	0	56	7	San Diego State.....	1	0	38	34					
Louisiana Tech.....	1	2	118	126	Southern California.....	0	5	122	189					

MIKE MacINTYRE TEAMS / SITUATIONAL

Category	W	L	Category	W	L	Category	W	L	Category	W	L
Overall.....	45	59	Ranked Teams (AP).....	2	24	Overtime.....	1	3	Sunday.....	1	0
Home.....	26	23	Top 5 (0-0 vs. No. 1).....	0	6	1 OT.....	1	1	Monday.....	0	0
Road.....	14	33	Top 10.....	0	9	2 OT.....	0	2	Tuesday.....	0	0
Neutral.....	5	3	Unranked Teams.....	43	35	3 OT.....	0	0	Wednesday.....	0	0
Bowl Games.....	0	1	As A Ranked Team.....	4	3	August.....	1	2	Thursday.....	1	2
Day Games.....	26	26	Pac-12 Conference Games.....	13	33	September.....	22	13	Friday.....	5	4
Night Games.....	19	33	Home.....	8	15	October.....	11	21	Saturday.....	38	53
Shutouts.....	2	2	Road.....	5	18	November.....	11	20	Eastern Time Zone.....	2	1
Scoring 50+ Points.....	3	1	Non-Conference.....	24	14	December.....	0	3	Central Time Zone.....	2	4
Scoring 20+ Points.....	40	30	At Colorado.....	16	6	January.....	0	0	Mountain Time Zone.....	26	28
Scoring <20 Points.....	5	29	7-Point Games Or Closer.....	15	21	In the state of Colorado.....	23	26	Pacific Time Zone.....	15	24
Allowing <20 Points.....	22	2	At Colorado.....	8	12	In Denver.....	5	1	Hawai-Aleutian Time Zone.....	0	2

MacINTYRE / POINT DIFFERENTIAL AT COLORADO

Margin	1	2	3	4	5	6	7	8	9	10	11	12	13	14	15	16	17	18	20	21	22	24	25	27	28	30	31	32	32	34	37	41	48	49	52	Total	
Won	0	0	4	1	3	0	0	0	1	1	0	0	0	4	0	1	1	0	1	0	1	1	1	0	0	0	1	1	1	2	1	1	1	1	0	—	29
Lost	0	0	4	4	1	1	2	1	0	0	1	0	0	3	1	0	2	2	0	1	1	2	1	2	2	1	1	1	0	1	0	2	0	0	1	—	38

**MACINTYRE 2016 CONSENSUS COACH OF THE YEAR**

The avalanche of honors all started late last November when **Mike MacIntyre** was named the Pac-12 Conference Coach of the Year, CU's first as a member of the league it joined in 2011, and the first since **Gary Barnett** won it for the Big 12 in 2004. Then the National Coach of the Year awards started to roll in, and when all was said and done, he captured eight of the 10 earning the honor from: the *Associated Press*, Walter Camp, Bobby Dodd, ESPN/Home Depot, FWAA/Eddie Robinson, American Football Coaches Association (AFCA), SB Nation and Scout.com; he was as well a finalist for the other two, the Bear Bryant and Maxwell Club awards. He also earned the AFCA Region 5 Coach of the Year honor and the group's inaugural Comeback Coach of the Year Award. The Colorado Sports Hall of Fame presented him with its "King of the Hill" honor for all sports within the state for 2016. MacIntyre joined **Bill McCartney** as CU's only national coaches of the year, as "Mac I" was the unanimous selection for the 1989 season.

WHAT THEY'VE SAID ABOUT MIKE MACINTYRE**ELI MANNING, New York Giants Quarterback**

MacIntyre recruited Manning to Mississippi while on the Rebels' staff.

"As good a coach as Mike MacIntyre is, he is an even better person. He recruited me to Ole Miss with a little help from my mother and father, and I was fortunate enough to work with him on both sides of the ball. He coached our wide receivers my freshman year, so I worked closely with him on our passing game, and then for the next two years I got to throw against his secondary every day in practice when he coached the defensive backs, which was invaluable in my preparation. He's a great coach and a great recruiter, and he will not be outworked."

PATRICK WILLIS, San Francisco 49ers Linebacker

MacIntyre recruited Willis to Mississippi while on the Rebels' staff.

"Coach MacIntyre is a great guy, a guy who knows how to recruit. A guy who knows how to get guys to play, get guys on one accord. He proved that at San Jose State this year, leading them to a great season. I'm really happy for him and I wish him the best of luck at Colorado."

DUKE IHENACHO, Denver Broncos

MacIntyre coached Ihenacho at San Jose State

"That's my guy, Coach Mac. CU has a good coach. They have a very passionate coach obviously. I think they got somebody that cares for the players and cares about the

program. I can't say [anything] but nice things and great things about Coach Mac because I played under him and he benefitted me. Coach Mac is a great guy and he is going to get that program on the right track."

MARV SUNDERLAND, Tennessee Titans Scout

MacIntyre worked Sunderland when both were with the New York Jets

"He's highly organized, a very good teacher, and a disciplinarian, but not in a nasty way, he commands it through respect. He's a very people-oriented type of person who will be a great recruiter for the University of Colorado. This man is a class guy."

DAVID CUTCLIFFE, Duke Head Football Coach

MacIntyre worked for Cutcliffe at both Mississippi and Duke.

"Congratulations to Coach MacIntyre and his family – the University of Colorado has hired an excellent coach and an even finer man. Obviously our history together runs deep, and I couldn't be happier for him, Trisha and their children. Plain and simple, Coach MacIntyre knows how to coach the game of football. It's in his blood. He understands the importance of the well-rounded student-athlete as well as the football program's place in the community. His success in three years at San Jose State is well-documented and his work as an assistant coach on both the collegiate and professional levels speaks for itself. But on top of all of his coaching excellence – and there is a great deal of that – Coach MacIntyre is a tremendous person."

THE CLASS OF '13

Ahead of the 2013 season, 31 programs including Colorado hired new head coaches, 14 of whom (denoted by an *) were first-time head coaches on the collegiate level. Here's a look at the remaining 11 coaches that make up the "class of 2013" and their records through games of September 29:

Coach, School (2018 record)	W	L	Pct.
Gus Malzahn, Auburn (4-1)	49	22	.690
*Rod Carey, Northern Illinois (2-3)	45	27	.625
Skip Holtz, Louisiana Tech (3-1)	42	29	.592
Dave Doeren, N.C. State (4-0)	38	30	.559
Matt Wells, Utah State (3-1)	37	33	.529
Steve Addazio, Boston College (4-1)	35	34	.507
*Kliff Kingsbury, Texas Tech (3-2)	32	36	.471
*Mark Stoops, Kentucky (5-0)	31	36	.463
Mike MacIntyre, Colorado (4-0)	29	38	.433
Doug Martin, New Mexico State (1-4)	18	48	.273

No longer with school (resigned/fired/hired elsewhere):

Coach, School	W	L	Pct.
Gary Anderson, Wisconsin	19	7	.731
*Mark Helfrich, Oregon	37	16	.698
Bobby Petrino, Western Kentucky	8	4	.667
*P.J. Fleck, Western Michigan	30	22	.577
Tommy Tuberville, Cincinnati	30	22	.577

Coach, School	W	L	Pct.
*Bryan Harsin, Arkansas State	7	5	.583
Butch Jones, Tennessee	34	27	.557
*Matt Rhule, Temple	28	23	.549
Willie Taggart, South Florida	24	25	.490
*Brian Polian, Nevada	23	27	.460
Bret Bielema, Arkansas	29	34	.460
Rob Caragher, San Jose State	19	30	.388
Sonny Dykes, California	19	30	.388
*Scott Shafer, Syracuse	14	23	.378
*Todd Monken, Southern Miss	13	25	.342
*Sean Kugler, Texas-El Paso	18	36	.333
Ron Turner, Florida International	10	30	.250
*Paul Haynes, Kent State	14	45	.237
Darrell Hazell, Purdue	9	33	.214
Trent Miles, Georgia State	9	38	.191

School left FBS for FCS for the 2018 season (still active):

*Paul Petrino, Idaho	19	41	.317
----------------------------	----	----	------

COACHES ON GAME DAY (2018)

The location for CU coaching staff during games (all are among those allowed within the NCAA maximum to wear headsets):

SIDELINE: Head coach **Mike MacIntyre**; defensive coordinator and outside linebacker coach **D.J. Eliot**, tight ends/H-backs coach **Gary Bernardi**, defensive line coach **Kwahn Drake**, defensive passing game coordinator/safeties coach **ShaDon Brown**, co-offensive coordinator and offensive line coach **Klayton Adams**, running backs coach **Darian Hagan** and quarterbacks coach **Kurt Roper**. Graduate assistant **Dalmin Gibson** is also on the field.

COACHES BOOTH: Co-offensive coordinator and receivers coach **Darrin Chiaverini**, cornerbacks coach **Ashley Ambrose** and inside linebacker coach **Ross Els**. Three graduate assistants are also in the press box: **Jack Harris** and **Peter Tuitupou** (offense) and **Chidera Uzo-Diribe** (defense).



HEAD COACHING FATHERS AND THEIR PLAYER SONS

There have been **95** known players in Division I-A (FBS) history who have played for their head-coaching fathers in college, including **three** active pairings, according to a survey of I-A sports information departments. The count includes CU head coach **Mike MacIntyre** and his oldest son, **Jay**; Colorado is one of a handful of schools to have it happen twice, as **Dan Hawkins** had son **Cody** on his CU teams from 2007-10.

Perhaps the most famous and best head coach father and son tandem in NCAA history is **Jim and Kevin Sweeney** at Fresno State. Kevin played for his father from 1982-86, when he became the first player in NCAA history to throw for 10,000 career passing yards (Jim was FSU's head coach for 19 years, retiring No. 17 on the all-time win list with 200 in his 32-year coaching career).

A FIRST? We polled the nation on two occasions, and no other instance has yet to turn up where a head coach had his father as a head coach in college and then had a son on a team that he is the head coach. But that appears to be the case with **Mike MacIntyre**, who was coached by his father **George** at Vanderbilt in 1984-85 and is now coaching his son, **Jay**, a junior at Colorado.

There are currently **11** schools where a player is playing for his head coach father, and in one case, two sons are (Clemson). Here's a look at the all-time list of known head coaching father-player son pairings at the same school (#—denotes active in 2018):

School	Head Coach	Son (Position)	Years	School	Head Coach	Son (Position)	Years
Alabama-Birmingham	Watson Brown	*Steven (WR)	2005-06	Miami, Fla.	Dennis Erickson	Bryce (QB)	1993
#Alabama-Birmingham	Bill Clark	Jacob (LS)	2017-present	Miami, Fla.	Randy Shannon	Xavier (C)	2008
Arizona	Rich Rodriguez	Rhett (QB)	2017	Michigan	Lloyd Carr	Jason (QB)	1994-95
Arizona State	Frank Kush	*Danny (PK)	1973-76	#Middle Tennessee	Rick Stockstill	*Brent (QB)	2014-present
Arizona State	Larry Marmie	Larry Jr. (DB)	1989-91	Minnesota	Joe Salem	*Tim (QB)	1980-82
Arkansas	Bobby Petrino	Bobby (WR)	2009	Minnesota	Tim Brewster	Clint (QB)	2007
Arkansas	Bobby Petrino	Nick (QB)	2008-09	Mississippi State	Bob Tyler	Breck (WR)	1977-78
Army	Earl "Red" Blaik	*Robert (QB)	1949-50	North Texas	Todd Dodge	*Riley (QB)	2008-10
Army	Rich Ellerson	*Andrew (LS)	2011-13	Notre Dame	Ara Parseghian	Mike (RB)	1971-74
Ball State	Bill Lynch	Billy (WR)	1998-01	Notre Dame	Lou Holtz	Skip (WR)	1986
Ball State	Bill Lynch	Joey (QB)	2002	Ohio	Cleve Bryant	*Rodney (QB)	1989-90
Baylor	Bill Beal	*Phil (S)	1970-71	Oklahoma State	Bob Simmons	Nathan (RB)	1996-99
Boston College	Steve Addazio	Louie (TE)	2012-15	#Old Dominion	Bobby Wilder	Derek (LB)	2015-present
BYU	LaVell Edwards	*Jimmy (WR)	1981, 84-86	Oregon	Jim Aiken	*James Jr. (RB)	1948
California	Jeff Tedford	Quinn (WR)	2008-09	Oregon	Rich Brooks	Brady (FS)	1988-89
Chicago, U of.	Amos Alonzo Stagg	Amos Alonzo Jr.	1922	Oregon	Mike Bellotti	Luke (PK)	2003-07
#Clemson	Dabo Swinney	Will (WR)	2017-present	Penn State	Joe Paterno	Jay (QB)	1986-89
#Clemson	Dabo Swinney	Drew (WR)	2018	San Diego State	Tom Craft	Kevin (QB)	2005
Colorado	Dan Hawkins	*Cody (QB)	2006-10	South Carolina	Steve Spurrier	Scott (WR)	2006-09
#Colorado	Mike MacIntyre	*Jay (WR)	2014-present	SMU	Rusty Russell	*H.N. (QB)	1950-51
Colorado State	Harry Hughes	William	1935, 37	SMU	Phil Bennett	*Sam (QB)	2006-07
Florida	Doug Dickey	Don (DB)	1975-76	Southern Miss	Jim Carmody	Steve (C)	1982-83
Florida State	Bobby Bowden	Jeff (WR)	1981-82	Southern Miss	Jim Carmody	Keith (DT)	1985-86
Fresno State	Jim Sweeney	*Kevin (QB)	1982-86	#TCU	Gary Patterson	Blake (LB)	2017-present
Fresno State	Pat Hill	Zak (SS)	2007-09	Tennessee	Robert Neyland	Bob, Jr. (HB)	1952
Houston	Kim Helton	Clay (QB)	1993-94	Tennessee	Butch Jones	Alex (K)	2015-16
Houston	Kim Helton	Tyson (QB)	1996-99	Texas	Fred Akers	Danny (QB)	1983-85
Houston	Art Briles	Kendal (WR/QB)	2004-05	#Texas-El Paso	Dana Dimel	Winston (FB)	2018
Illinois	Mike White	Chris (PK)	1983-85	#Texas State	Everett Withers	Pierce (S)	2018
Indiana	Lee Corso	*Steve (SE)	1979-80	Tulsa	Glenn Dobbs	Glenn III (QB)	1963-67
#Indiana	Tom Allen	Thomas (LB)	2017-present	Tulsa	Glenn Dobbs	Johnny (QB)	1966-68
Iowa	Bob Commings	*Bobby Jr. (QB)	1977-78	Tulsa	John Cooper	John, Jr. (DB)	1981-84
Iowa	Kirk Ferentz	*Brian (OL)	2002-05	#Tulsa	Phillip Montgomery	Cannon (WR)	2017-present
Iowa	Kirk Ferentz	James (C)	2009-12	USC	John McKay	*John, Jr. (WR)	1972-74
Iowa	Kirk Ferentz	Steve (OL)	2012-16	USC	Larry Smith	Corby (QB)	1992
Iowa State	Jim Criner	Mark (LB)	1986	Utah	Kyle Whittingham	Tyler (DB/ST)	2010-11
Iowa State	Paul Rhoads	Jake (WR)	2013-15	Utah	Kyle Whittingham	Alex (LS)	2014-17
Iowa State	Paul Rhoads	Wyatt (WR)	2015	Utah State	Gary Andersen	Keegan (TE)	2010-12
Kansas State	Jim Dickey	*Darrell (QB)	1979-82	Vanderbilt	George MacIntyre	*Mike (DB)	1984-85
Kansas State	Bill Snyder	*Sean (P)	1991-92	Virginia Tech	Frank Beamer	*Shane (LS/WR)	1996-99
Kentucky	Hal Mumme	Matt (QB)	1997-98	Wake Forest	Jim Caldwell	Jimmy Caldwell (WR)	1999
Louisiana Tech/Mississippi	%Billy Brewer	Brett (P)	1980-84	Washington State	Mike Price	*Aaron (PK)	1991-93
Louisiana-Lafayette	Rickey Bustle	Brad (OG)	2006-09	West Virginia	Bobby Bowden	*Tommy (WR)	1973-75
Louisiana-Lafayette	Mark Hudspeth	Gunner (QB)	2015-16	West Virginia	Bobby Bowden	Terry (RB)	1975
Louisiana-Monroe	Pat Collins	*Mike (C)	1981-82	Western Michigan	Bill Cubit	*Ryan (QB)	2003-06
Maryland	Jerry Claiborne	Jonathan (S)	1975-77	Wisconsin	Gary Andersen	Chasen (LB)	2014
Massachusetts	Mark Whipple	Austin (QB)	2014-16	*—denotes started/first-team (at some point when father was head coach at the time; in some cases, they became the starter after the father moved on).			
Memphis	Rip Scherer	Scott (QB)	1998-00	%—The elder Brewer moved on to Mississippi in 1983 and son followed.			
Memphis	Tommy West	Turner (WR)	2006-09				

While this is the second time that CU has had the head coach father-player son active combo, the Buffaloes have seen it against them in the past. Iowa State (**Criners**), Kansas State (**Dickeys, Snyders**), Oklahoma State (**Simmons**) and perhaps one of the most famous father-son duos, **Lee** and **Steve Corso** at Indiana. When confirming with Lee, he was pretty proud that Steve caught the game winning TD in a 36-30 win against Kentucky his senior year, and reminded us that he had two pretty good games against Colorado (5 catches for 87 yards in a 17-16 CU win in 1979, and 3-for-38 in a 49-7 Indiana win in 1980).



MacIntyre "Row" — Jay, Mike & George

**2018 COACHING CHANGES**

Two longtime MacIntyre assistants left the program with three new ones coming on board, including filling the position of a 10th assistant allowed by the NCAA. Co-offensive coordinator and quarterbacks coach **Brian Lindgren** returned to his native Northwest, accepting similar positions at Oregon State under its new head coach, Jonathan Smith. Defensive line coach **Jim Jeffcoat** was not retained after five years on the CU staff (and the previous three with MacIntyre at San Jose State). Offensive line coach **Klayton Adams** assumed co-offensive coordinator duties with **Darrin Chiaverini**, while **Kurt Roper** was hired to coach the quarterbacks on January 3. Defensively, **ShaDon Brown** was promoted to passing game coordinator with the additions of **Ashley Ambrose** as cornerbacks coach (January 18) and **Kwahn Drake** as line coach (January 25). Two new grad assistants have also joined the staff.

➔ The CU staff has remained intact twice since **Bill McCartney's** 1988 and 1989 teams, in 2011-12 (under **Jon Embree**) and 2013-14 (under MacIntyre).

SIXTH YEAR USUALLY A WINNER

MacIntyre is now the seventh coach in CU history (out of 25 full-time) who is coaching the team for a sixth season; five of the six previous coaches enjoyed winning seasons in year number six. A look at Colorado's seven coaches who have coached the Buffs in at least six seasons:

Head Coach	Inaugural Season	1st Yr Record	2nd Yr Record	3rd Yr Record	4th Yr Record	5th Yr Record	6th Yr Record	Notes
Fred Folsom	1895	5-1	5-0	7-1	4-4	7-2	5-1-1	Returned for his second stint as coach in 1901 after a one-year hiatus; won conference title
Myron Witham	1920	4-1-2	4-1-1	4-4	9-0	8-1-1	6-3	Outscored opponents 149-18 in the six wins; outscored by 27-7 in three losses
Dal Ward	1948	3-6	3-7	5-4-1	7-3	6-2-2	6-4	Lost first four Big 7 games by a combined 38 points (including 27-20 at #9 Oklahoma)
Eddie Crowder	1963	2-8	2-8	6-2-2	7-3	9-2	4-6	Promising 4-2 start derailed by four straight losses (including finale at home to Air Force)
Bill McCartney	1982	2-8-1	4-7	1-10	7-5	6-6	7-4	Buffs shutout of third straight bowl appearance (ahead of soon-to-be nine in a row)
Gary Barnett	1999	7-5	3-8	10-3	9-5	5-7	8-5	Big 12 North Division champions buoyed by 3-0 November; Houston Bowl champions
Mike MacIntyre	2013	4-8	2-10	4-9	10-4	5-7	4-0	Joined Gary Barnett as only coaches to open 3-0 in their sixth season; first to open 4-0

Five of the six went on to pilot the program for 11 seasons or more. A closer look:

Coach	Sixth Season	Record	First 5 Seasons	(Home)	Seasons 4 & 5 Record	Total Seasons	Record
Fred Folsom	1901	5-1-1	28-8	(17-2)	11-6	15	77-23-2
Myron Witham	1925	6-3	29-7-4	(14-2-2)	17-1-1	12	63-26-7
Dal Ward	1953	6-4	24-22-3	(17-6-2)	13-5-2	11	63-41-6
Eddie Crowder	1968	4-6	26-23	(12-12-1)	16-5	11	67-49-2
Bill McCartney	1987	7-4	20-36-1	(12-19)	13-11	13	93-55-5
Gary Barnett	2004	8-5	34-28	(18-10)	14-12	7	48-38
Mike MacIntyre	2018	3-0	25-38	(15-15)	15-11	5+	28-38

► MacIntyre has been at the CU helm for **66** games, which is already the seventh-most in school history; he trails **Bill McCartney** (153), **Eddie Crowder** (118), **Dal Ward** (110), **Fred Folsom** (102), **Myron Witham** (96) and **Gary Barnett** (88).

BUFF ALUMNI IN THE FBS COACHING RANKS: **Brad Bedell** ('99), OL, Boise State; **Ronnie Bradford** ('92), DB, USC; **Jalil Brown** ('10), DB, Northern Arizona; **Jason Burianek** ('02), HC, Missouri Baptist; **Cedric Cormier** ('01), WR, UNLV; **Rich Fisher** ('92), WR, Nebraska; **David Gibbs** ('90), DC, Texas Tech; **Chris Naeole** ('96), OL, Hawaii; **Pete Shinnick** ('86), HC, West Florida; **Steve Stripling** ('76), Assoc. HC/DL, Tennessee; **Ryan Walters** ('08), DC/DB, Missouri.

IN THE FCS: **Cha'pelle Brown** ('08), UC Davis, DB; **Paul Creighton** ('03), UC Davis, TE; **Ty Gregorak** ('99), DC/LB, Montana; **Cody Hawkins** ('10), UC Davis, WR; **Jeff Smart** ('09), OLB, Penn.

IN DIVISION II: **Pete Shinnick** ('88), head coach at West Florida; **Donnell Leomiti** ('95), DC/DB at CSU-Pueblo; **Chris Symington** ('87), OL at CSU-Pueblo.

IN THE NFL: **Anthony Perkins** ('11), Asst. to Head Coach, Tampa Bay.

CU GRAD SHINNICK LEADS WEST FLORIDA TO DIVISION II 2017 TITLE GAME

Pete Shinnick ('88) was hired to start the football program at the University of West Florida in 2014; in their first season of competition in 2016, the Argonauts went 5-6. In the school's second season (2017), UWF reached the Division II championship game against Texas A&M Commerce in Kansas City, but dropped a 37-27 decision to the Lions. The Argonauts won four straight road playoff games to make it to KC, including knocking off No. 1 seed Indiana, Pa. on the way and finished with an **11-4** record. Shinnick lettered two seasons for the Buffaloes (1985-86) at offensive guard, CU's first two winning seasons at the time since 1978. He began his coaching career in 1988 at Richmond, was a grad assistant at Clemson (1991-92) while earning his master's, and has been a head coach at Azusa Pacific and UNC-Pembroke (in fact, he also started the program at the latter). He is in his 16th year as a head coach, all in Division II.

2018 COLORADO FOOTBALL STAFF

Head Coach	Mike MacIntyre (<i>Georgia Tech '89</i>)	Director of Football Operations	Bryan McGinnis (<i>San Jose State '07</i>)
Co-Offensive Coordinator / Offensive Line	Klayton Adams (<i>Boise State '05</i>)	Director of Recruiting	Adam Toyama (<i>Hawai'i '04</i>)
Co-Offensive Coordinator / Receivers	Darrin Chiaverini (<i>Colorado '99</i>)	Director of Player Personnel	Brad Forsyth (<i>Illinois Wesleyan '90</i>)
Quarterbacks	Kurt Roper (<i>Rice '95</i>)	Director of Quality Control/Offense	Daniel Da Prato (<i>UL-Monroe '03</i>)
Running Backs	Darian Hagan (<i>Colorado '96</i>)	Director of Quality Control/Defense	Nate Taye (<i>San Jose State '13</i>)
Tight Ends / H-Backs	Gary Bernardi (<i>Cal State-Northridge '76</i>)	Director of Quality Control/Special Teams	Matt Thompson (<i>Fort Lewis '05</i>)
Defensive Coordinator / O-Linebackers	D.J. Eliot (<i>Wyoming '99</i>)	Director of Football Academics	Katie Bason (<i>Wake Forest '05</i>)
Defensive Passing Game Coord/Safeties	ShaDon Brown (<i>Campbellsville '02</i>)	Asst. Director of Operations	Scott Unrein (<i>Colorado '11</i>)
Cornerbacks	Ashley Ambrose (<i>Mississippi Valley '92</i>)	Recruiting Assistant	Erik Aunese (<i>Colorado Mesa '16</i>)
Defensive Line	Kwahn Drake (<i>Nicholls State '09</i>)	Recruiting Assistant	Cory Hall (<i>Colorado '16</i>)
Inside Linebackers	Ross Els (<i>Nebraska-Omaha '88</i>)	Recruiting Assistant	Mike Slife
Offensive Graduate Assistant	Peter Tuitupou (<i>San Jose State '13</i>)	Director of Strength & Conditioning	Drew Wilson (<i>King's College '00</i>)
Offensive Graduate Assistant	Jack Harris (<i>Colorado '13</i>)	Asst. Strength & Conditioning Coach	Justin Geyer (<i>Mt. St. Joseph '10</i>)
Defensive Graduate Assistant	Dalmin Gibson (<i>Dickinson State '14</i>)	Asst. Strength & Conditioning Coach	Terrance Motley (<i>BYU '15</i>)
Defensive Graduate Assistant	Chidera Uzo-Diribe (<i>Colorado '14</i>)	Asst. Strength & Conditioning Coach	Cody Stout (<i>Indianapolis '14</i>)

**A LOOK BACK AT 2016 AND "THE RISE" ... FROM FOUR OR FEWER TO 10 OR MORE**

Taking a look at the current landscape of the so-called Power-5 conferences (Atlantic Coast, Big 12, Big Ten, Pac-12 and Southeastern) and examining the history of those teams, CU's turnaround in 2016 is up there with some of the all-time finest among college football's "big boys." The Buffaloes became the ninth team among the Power-5 schools since 1972 to win 10 or more games after finishing the previous season with four or fewer wins (1972 was the year freshmen became eligible to play in NCAA Division I football, thus defining the modern era). *(CU was just the 30th team to go from four to nine wins.)* Here's a look at those current power-5 programs with the largest turnarounds since 1972 (conference listed after school name is the one it belonged to at the time).

Power-5 Programs Jumping from Four or Fewer Wins to 10 or More Wins in Just One Season

School	Improvement		Previous Season		Next Season		School	Improvement		Previous Season		Next Season	
	Overall	Wins	Record	Year	Record	Year		Overall	Wins	Record	Year	Record	Year
Auburn (SEC)	+ 8	+ 9	3-9	2012	12-2	2013	Northwestern (Big Ten)	+ 6	+ 7	3-7-1	1994	10-2	1995
TCU (Big 12)	+ 7½	+ 8	4-8	2013	12-1	2014	Wake Forest (ACC)	+ 5½	+ 7	4-7	2005	11-3	2006
Penn State (Big Ten)	+ 6½	+ 7	4-7	2004	11-1	2005	Washington State (Pac-10)	+ 5½	+ 6	4-7	2000	10-2	2001
Colorado (Pac-12)	+ 6	+ 6	4-9	2015	10-4	2016	Arkansas (SEC)	+ 4½	+ 6	4-7	2005	10-4	2006
Colorado (Big 12)	+ 6	+ 7	3-8	2000	10-3	2001							

MOST IMPROVED TEAMS ALL-TIME IN PAC-12 LEAGUE PLAY

Colorado completed the single biggest improvements in league record from one year to the next in the history of the Pac-12 Conference with its 27-22 win over Utah. Finishing at 8-1 in league play, that was a reversal from a 1-8 mark in 2015, or a difference of seven games. While those inside the CU program thought it could be done, after going 5-40 in Pac-12 play from 2011 through 2015, CU was picked to finish last in the South Division in the 2016 preseason media poll.

In Pac-12 history, there are just two instances where a school won seven or more games in league play than it did the season before, with Colorado joining the 1940 Stanford team as the only ones to accomplish the feat. Stanford's 6½-game improvement that year had been the best from one year to the next, with three others improving by five games; but at +7, this year's Buffaloes became the league's all-time most improved team. A closer look:

ALL-TIME BIGGEST OVERALL IMPROVEMENT IN PAC-12 CONFERENCE PLAY FROM ONE YEAR TO THE NEXT

School	Improvement		Previous Season		Next Season		School	Improvement		Previous Season		Next Season	
	Overall	Wins	Record	Year	Record	Year		Overall	Wins	Record	Year	Record	Year
*Colorado	+ 7	+ 7	1-8	2015	8-1	2016	Stanford	+ 5	+ 5	2-6	1998	7-1	1999
*Stanford	+ 6½	+ 7	0-6-1	1939	7-0	1940	UCLA	+ 4	+ 5	2-3	1945	7-0	1946
*California	+ 5	+ 5	1-6	1957	6-1	1958	Washington	+ 4	+ 5	1-5-1	1951	6-2	1952
Oregon	+ 5	+ 5	2-6	1993	7-1	1994							

***—LAST TO FIRST:** Colorado is technically the first AND fourth team to go from "worst to first" in Pac-12 history. The Stanford and Cal teams did it, along with the '59 Washington team that was 1-6 in 1958 but went 3-1 in 1959 (the year Oregon, Oregon State and Washington State left the conference for up to five seasons). But in all three cases, Idaho was a member of the league those years but always played an abbreviated schedule (finishing 0-3 all three times).

MOST IMPROVED FBS TEAMS IN 2016

There have now been three seasons in school history where CU finished as or tied as the nation's most improved team. In one of the more dramatic turnarounds in NCAA history, CU went from 1-10 in 1984 to 7-5 in 1985, a ½-game improvement, after the Buffs switched from a pro passing attack to the wishbone on offense. Then in 2001, Colorado improved six games, finishing 10-3 after going 3-8 the year before; in fact, CU just missed playing in the BCS Championship game by .05 of a point. This year, CU tied for the biggest jump over its 2015 record with five other schools; the Buffs also debuted as No. 15 in the first College Football Playoff Poll of the season, one of only two teams (with Nebraska) that had losing seasons in 2015. The most improved teams in 2016:

School	2015	2016	Diff.	School	2015	2016	Diff.	School	2015	2016	Diff.
Colorado	4-9	10-4	+ 5½	Troy	4-8	10-3	+ 5½	Wyoming	2-10	8-6	+ 5
UCF	0-12	6-7	+ 5½	Army	2-10	8-5	+ 5½				
Eastern Michigan	1-11	7-6	+ 5½	Georgia Tech	3-9	9-4	+ 5½				

TRENDING ...

Here's a look at the improvement that CU has made from the season prior to Mike MacIntyre's hiring at Colorado (2012) and the present in some rather unique categories (does not include the Alamo Bowl):

Category	2017	2016	2015	2014	2013	2012	Category	2017	2016	2015	2014	2013	2012
Snaps per TD/Offense	25.3	20.7	28.0	23.7	26.8	30.7	Average To Go/Third Down	7.3	6.3	7.1	6.5	7.1	7.5
Snaps per TD/Defense	22.1	33.7	22.0	15.1	16.8	12.3	Red Zone Offense	37-44	51-57	39-53	40-45	26-32	26-33
Opening Drive/Points Scored	17	49	24	24	17	14	Red Zone Defense	39-44	31-41	39-44	47-52	51-62	53-57
Opening Drive/Points Allowed	14	7	42	27	34	35	TD Drives 60+ Yards	30	38	25	35	24	23
Points per Drive/Offense	2.02	2.20	1.78	1.99	1.62	1.26	Opp. TD Drives 60+ Yards	34	12	28	38	35	43
Points per Drive/Defense	2.16	1.29	2.02	2.60	2.57	3.21	Opponent 20+ Plays	62	49	66	72	74	81
Average Gain/First Down	5.7	6.0	5.1	5.4	5.8	4.2	Touchdowns Allowed (offensive)	40	27	43	56	55	67
Average Gain Allowed/First Down	6.2	5.1	5.7	6.8	6.5	8.0	Points Allowed	338	266	357	468	459	552



HISTORICALLY

Colorado is in its second century of intercollegiate football, as the Buffaloes are in their 129th season of competition having played **1,241** games with an all-time record of **704-501-36**. CU currently stands 25th on the all-time win list and is 36th in all-time winning percentage (.582; the Buffs are 29th for those schools with 1,000 or more games played in Division I-A). Only 12 Division I schools have played more seasons of intercollegiate football than Colorado; Washington is the only Pac-12 school that matches CU's total of 129 (Cal is the only one who has played more games – 1,249), with only USC (837) and Washington (729) having won more games (CU is sixth in the league in winning percentage).

➔ In Boulder, the Buffs are **406-194-16** (.672) all-time and **314-172-10** (.643) in 95 seasons on the “hilltop” (Folsom Field).

OVERTIME

Colorado is **6-7** all-time in overtime games (**3-4** at home), all seven losses by three points; the Buffs became the 84th team in FBS/I-A to play an overtime game when it played its first extra session affair against Missouri in 1999. Here's a chart summarizing the Buffs in overtime (*—denotes in Denver):

Date	Opponent	Score	Regulation	Coin Toss	Choice	---Total Yards---		Notes
						Offense	Defense	
Oct. 9, 1999	MISSOURI	W 46-39	39-39	Missouri	Defense	25	13	Ends with Kelly INT
Nov. 26, 1999	NEBRASKA	L 30-33	27-27	Nebraska	Defense	9	25	CU trailed 27-3 early in 4th
Nov. 9, 2002	at Missouri	W 42-35	35-35	Missouri	Defense	25	18	Ends with Mossoni FR
Dec. 28, 2002	Wisconsin	L 28-31	28-28	Wisconsin	Defense	-2	5	Alamo Bowl
Oct. 11, 2003	KANSAS	W 50-47	44-44	Colorado	Defense	25	7	Calhoun 3-25, TD rushing in OT
Oct. 23, 2004	at Texas A & M	L 26-29	26-26	Colorado	Defense	14	33	First CU turnover in an OT ends it
Oct. 7, 2006	BAYLOR	L 31-34 (3 OT)	17-17	Colorado	Defense	42	72	Ends in 3OT on Baylor INT
Sept. 1, 2007	*Colorado State	W 31-28	28-28	Colorado	Defense	7	16	Eberhart kicks GWFG (35) after Wheatley INT
Sept. 18, 2008	WEST VIRGINIA	W 17-14	14-14	Colorado	Defense	18	19	Goodman kicks GWFG (25) after WVU FG miss
Sept. 10, 2011	CALIFORNIA	L 33-36	30-30	California	Defense	20	45	CU drives to CA4 but drive stalled
Sept. 27, 2014	at California	L 56-59 (2 OT)	49-49	Colorado	Defense	46	34	CU drives to CA1 but failed on 4th down
Oct. 25, 2014	UCLA	L 37-40 (2 OT)	31-31	Colorado	Defense	13	40	CU rallied from 31-14 down in 4th; two OT FGs
Sept. 19, 2015	*Colorado State	W 27-24	24-24	Colorado	Defense	10	2	Gonzalez kicks GWFG (32) after Thompson FG block

COMEBACK BUFFS

Over the last 10 seasons, Buffs rallied to win from 10 or more points down 12 times, including twice under Mike MacIntyre, including rallying from its largest deficit ever against CSU. In 2014, UMass was up by 11 early in the second half after cashing in on a pick-six. Two of the rallies came from 17 down: in 2012, Washington State led, 31-14, early in the fourth quarter, but CU scored three straight TDs to close the game, capped by **QB Jordan Webb** scoring on fourth down from four yards out with 0:09 remaining; **PK Will Oliver** added the game winning PAT. In 2007, the Buffs got the best of No. 3 Oklahoma when **PK Kevin Eberhart** capped a run of 20 straight points with a 45-yard field goal for a 27-24 win. Eight have taken place in Boulder, a ninth (the first one) in Denver against CSU, and two on the road (the Washington State comeback was the largest fourth quarter comeback on the road CU has ever had).

COLORADO COMEBACKS

Trailed By	Time, Qtr.	Final	Opponent (Date)
14 (0-14)	2:44, 1Q	27-24	OT; Colorado State (Sept. 19, 2015)
11 (20-31)	12:24, 3Q	41-38	at Massachusetts (Sept. 6, 2014)
17 (14-31)	8:07, 4Q	35-34	at Washington State (Sept. 22, 2012)
11 (3-14)	3:47, 1Q	44-36	KANSAS STATE (Nov. 20, 2010)
10 (14-24)	10:40, 3Q	29-27	GEORGIA (Oct. 2, 2010)
10 (0-10)	0:00, 2Q	31-13	HAWAII (Sept. 18, 2010)
10 (21-31)	11:01, 4Q	35-34	TEXAS A&M (Nov. 7, 2009)
11 (13-24)	9:14, 4Q	28-24	IOWA STATE (Nov. 8, 2008)
14 (7-21)	7:29, 2Q	31-24	EASTERN WASHINGTON (Sept. 6, 2008)
11 (24-35)	0:23, 2Q	65-51	NEBRASKA (Nov. 23, 2007)
17 (7-24)	12:23, 3Q	27-24	OKLAHOMA (Sept. 29, 2007)
11 (17-28)	10:05, 3Q	31-28	OT; Colorado State (Sept. 1, 2007)

LITTLE KNOWN RARITY

In CU history, the Buffaloes have had a 100-yard rusher and receiver in the same game on **45** occasions (**35-10** when this occurs). It has happened twice this season, against CSU, with a 200-yard receiver (**Laviska Shenault**) and one 100-yard rusher (**Travon McMillian**) and another 100-yard receiver (**K.D. Nixon**); Shenault and McMillian repeated the feat against UCLA. Since CU joined the Pac-12 in 2011, it has happened **15** times overall (once each in 2011, 2012, 2013, 2014 and 2015; four times in 2016, thrice in 2017 and twice in 2018). In 2001, the first time the same player had 100 yards in both in the same game at Colorado occurred when **TB Cortlen Johnson** had 172 rushing and 105 receiving at Iowa State. *The full list can be found on page 192 of the 2018 CU Media Guide.*

FOLSOM FIELD CAPACITY SNAPSHOT

Folsom Field's official capacity had been 53,613, expanded last in 2003 when 1,903 club seats and 41 suites were added in the east side stadium expansion; however, with CU's \$156 million Athletics Complex Expansion nearing completion and the northeast corner of the stadium and the north stands now redesigned, the new capacity now stands at **50,183**. Folsom is tied for the 18th oldest venue among the 128 NCAA Division I-A/FBS stadiums. It is the fourth oldest stadium in the Pac-12 Conference, as only Husky Stadium (Washington, 1920), Rose Bowl Stadium (UCLA, 1922) and Los Angeles Memorial Coliseum (USC, 1923) are older.

CU FOOTBALL REMAINS SECOND MOST POPULAR PER-GAME SELL IN STATE

The final home attendance figure for 2017 was **282,335**, an average of 47,056 for six home games, the fourth straight year the average has increased. It marked the 23rd straight season that Colorado football was the second largest average draw *per game* in the state behind the NFL Denver Broncos (and the 41st time in the last 43 years). The fledgling Colorado Rockies took over the second spot the two years they played at old Mile High Stadium, averaging in the mid-to-upper 50s in 1993 and 1994. The Broncos wrestled the state's top spot away from the Buffs permanently in 1975 after first doing so in 1969, with six years of see-sawing in-between (CU had been the state attendance leader since Folsom Field was built in 1924). CU continues to have the second largest public and overall season ticket base in the state (the count for 2017 was 32,308 when adding in 11,500 student holders to 20,808 public tickets (student tickets are purchased, just at a discounted rate). In 2017, CU was again first in the state in college football attendance for the **52nd** straight year, ahead of Colorado State Colorado State (32,062, six games) and Air Force (31,534, five games; AFA was the last school top CU's figure, in 1965). The Broncos averaged 76,356 fans per game in 2017; the Rockies averaged 37,233 this past summer.



SCORING STREAKS

The Buffs scored in a school record **242** consecutive games until Missouri ended the streak on October 25, 2008; it was first shutout loss since November 12, 1988 to Nebraska in Lincoln (7-0). The Buffs had scored in **94** consecutive road games (123 including neutral sites) as well as in 153 straight league games, all 103 in Big 12 play, including the four title games, and their final 50 in Big Eight competition, dating back to the '88 shutout at Nebraska. CU had scored in **150** straight games at home until Stanford shut out the Buffs, 48-0 on Nov. 3, 2012; the previous last shutout was a 28-0 loss to Oklahoma on Nov. 15, 1986. Current streaks:

- CU had scored in **60** straight games overall, dating back to 2012, before being shut out at Washington State (0-28) on Oct. 21, 2017.
- CU has scored in **163** straight games against non-conference opponents (last shutout: a 44-0 loss at home to LSU on September 15, 1979).
- The home shutout losses to Stanford ('12), Oklahoma in '86 and LSU in '79 are the only three times CU has not scored at Folsom Field over the course of the last **318** games (all the way back to 1963).
- CU has been shutout just four times in the last **363** games overall (by Missouri in 2008 and 2010, by Stanford in 2012 and Washington State in 2017).
- CU has been shutout just 11 times in its last **596** games (dating to October 5, 1968), but only six schools have administered them: Oklahoma (three times), Missouri (twice), Nebraska (twice), Louisiana State, Michigan and Stanford.

SAFELY AHEAD

The Buffs have been a virtual lock to win once they have a lead of two or more scores (nine-plus points) over the past 41-plus seasons. Since the 1976 opener, CU has protected a two-score lead **243** of **275** times, losing 29 and tying three when it blew the lead; a closer look (*—Disneyland Pigskin Classic at Anaheim):

Date	Opponent	CU Lead (when)	Result	Date	Opponent	CU Lead (when)	Result
11/04/17	at Arizona State	10 (27-17, 4th Quarter)	L, 30-41	10/28/06	at Kansas	9 (9- 0; 3rd Quarter)	L, 15-20
9/17/16	at Michigan	14 (21-7, 1st Quarter)	L, 28-45	09/23/06	at Georgia	13 (13- 0; 4th Quarter)	L, 13-14
11/13/15	SOUTHERN CALIFORNIA	14 (17-3; 2nd Quarter)	L, 24-27	10/23/04	at Texas A&M	12 (19- 7; 3rd Quarter)	L, 26-29 OT
11/01/14	WASHINGTON	10 (20-10; 2nd Quarter)	L, 23-38	11/01/03	at Texas Tech	14 (14- 0; 1st Quarter)	L, 21-26
09/27/14	at California	14 (28-14; 3rd Quarter)	L, 56-59 2OT	10/04/03	at Baylor	9 (23-14, 3rd Quarter)	L, 30-42
08/29/14	Colorado State (Denver)	10 (17-7; 3rd Quarter)	L, 17-31	11/11/00	Iowa State	11 (20- 9; 2nd Quarter)	L, 27-35
09/08/12	SACRAMENTO STATE	14 (14-0; 1st Quarter)	L, 28-30	09/02/00	Colorado State (Denver)	10 (24-14; 3rd Quarter)	L, 24-28
09/01/12	Colorado State (Denver)	11 (14-3; 2nd Quarter)	L, 17-22	10/23/93	at Kansas State	9 (9- 0; 2nd Quarter)	T, 16-16
10/01/10	WASHINGTON STATE	10 (27-17; 4th Quarter)	L, 27-31	09/18/93	at Stanford	10 (37-27; 4th Quarter)	L, 37-41
11/06/10	at Kansas	28 (45-17; 4th Quarter)	L, 45-52	09/15/90	at Illinois	14 (17- 3; 2nd Quarter)	L, 22-23
10/23/10	TEXAS TECH	10 (24-14; end 3rd Qtr)	L, 24-27	08/26/90	*Tennessee	14 (31-17; 4th Quarter)	T, 31-31
11/19/09	at Oklahoma State	11 (21-10; 3rd Quarter)	L, 28-31	09/27/86	ARIZONA	9 (21-12; 4th Quarter)	L, 21-24
10/10/09	at Texas	11 (14-3; 2nd Quarter)	L, 14-38	11/03/84	KANSAS	11 (27-16; 4th Quarter)	L, 27-28
11/28/08	at Nebraska	14 (14-0; 1st Quarter)	L, 31-40	10/16/82	at Oklahoma State	13 (13- 0; 1st Quarter)	T, 25-25
11/10/07	at Iowa State	21 (21- 0; 3rd Quarter)	L, 28-31	09/19/81	WASHINGTON STATE	10 (10- 0; 4th Quarter)	L, 10-14
09/08/07	at Arizona State	14 (14- 0; 2nd Quarter)	L, 14-33	10/10/79	OKLAHOMA STATE	20 (20- 0; 4th Quarter)	L, 20-21

Colorado has lost only 35 games (and was tied twice) dating back to 1980 when leading by *any* margin at any point in the fourth quarter or overtime. The most recent loss was this year, a 41-30 setback at Arizona State after leading 27-17 and 30-27 in the fourth quarter. The ties came against Tennessee in 1990 (31-31, after leading 31-17) and Kansas State in 1993 (16-16 after taking a late 16-13 lead).

- Colorado has won **128** of its last **150** games in which it at any point has held a two-score lead. A 2003 loss to Baylor snapped a 26-game winning streak in such situations on the road, and an overall streak of 49 consecutive wins from 1993 to 1999 was snapped by CSU in 2000. In this same span, **Colorado has rallied to win 40 games and tie two others dating back to 1981 after once trailing at some point in the fourth quarter** (not including coming from 27-3 down against Nebraska in 1999 before losing in OT). The most recent was the 33-28 win at Nebraska on Sept. 8 of this year: after CU zoomed to a quick 14-0 lead in the first quarter, the Huskers went on a 28-6 run to take a 28-20 lead early in the second half, only to see CU rally and score the winning TD with 1:06 remaining on a 40-yard touchdown pass from Steven Montez to Laviska Shenault. Previous to that, the last two rallies were a 36-33 win at Oregon State in 2017 and a 41-38 win at Oregon in 2016. Two of the biggest ones occurred in 2007: CU rallied from 28-17 down in the third and 28-25 in the fourth to defeat CSU 31-28 in overtime) and Oklahoma (down 24-7 late in the third, eventually tying the fourth largest comeback in school history in winning 27-24).

INJURIES DOWN TWO YEARS IN A ROW AFTER 2015 COUNT SIXTH-WORST IN LAST 30 SEASONS

Injuries have been kept to a minimum since the injury bug hit the Buffs in 2015, as 10 positions had a starter miss at least one game due to injury. The injury bug avoided Mike MacIntyre's first two teams for the most part, but 2015 was a different story: the Buffs lost **93** full games from players who figured in the two-deep (or those who regularly rotated in at the skill positions), and **120** games overall by the entire team. Below are the worst regular seasons for injuries/illness for the CU program over the last 32 years (KEY: GL—Games lost to injury; GL/2—Games lost by 2-deep scrimmage players; MG—"Man games" as defined by as the total number of games if all players NOT ticketed to redshirt played every game; Pct. Lost – percentage of man games lost, knowing that in actuality, the number is higher as third-team players and reserves don't see that much action; 2/MG—2-deep man games, or starting 24 positions (including kickers and punters plus backups):

Season	G	GL	MG	Pct. Lost	GL/2	2/MG	Pct. Lost	Season	G	GL	MG	Pct. Lost	GL/2	2/MG	Pct. Lost
2008	12	121	1008	12.0	110	576	19.1	2012	12	108	984	11.0	71	576	12.3
2011	13	141	1066	12.8	115	624	18.4	2016	14	129	1224	10.6	75	672	11.2
1998	11	101	864	11.7	89	528	16.9	2003	12	74	876	8.4	58	576	10.1
2000	11	101	880	11.5	82	528	15.5	1997	11	51	770	6.6	41	528	7.8
2010	12	103	924	11.1	88	576	15.3	2017	12	61	960	6.4	39	576	6.8
2015	13	120	1053	11.4	93	624	14.9								
2002	13	139	1118	12.4	80	624	12.8	2018	4	14	332	4.2	7	96	7.3

*—man-games for 2-deep include PK spot.

Dating back to 1987, only 14 times has CU lost over five percent of its "man game" count due to injury (1995-97-98-2000-02-03-08-10-11-12-13-15-16-17).

**BUFFS AGAINST THE BEST**

Here's a look at how CU has fared all-time against nationally ranked teams (*Associated Press* poll):

Games	All-Time Record	1989-2018 Record	Mike MacIntyre Record	Coach With The Most Wins
versus Top 5.....	12-55-2	8-23-1	0-4	5 / Bill McCartney
versus Top 10.....	25-93-3	14-39-2	0-6	8 / Eddie Crowder & Bill McCartney
versus Top 15.....	37-122-3	20-56-2	0-9	10 / Bill McCartney
versus Top 25.....	71-164-3	45-85-2	2-16	20 / Bill McCartney

"OUTSIDE THE NINE DOTS"

Some out of the ordinary records by the Buffs in some unique situations:

- ❑ Colorado is **86-45** against teams with three or more losses dating back to the 1985 season;
- ❑ Colorado is **85-48-1** in its last **132** games against schools that include the word "State" (dating to 1986);
- ❑ Colorado is **556-282-25** all-time in games played in the Mountain Time Zone (Colorado, Arizona, Montana, New Mexico, Utah, Wyoming)

SEVENTEEN TO THE HOUSE ON THE FIRST TRY WHEN IT COMES TO THEFTS & SCORES

CU players have a penchant to return their first career interceptions for touchdowns, as since 1992, **17** Buffaloes have scored after stealing their first college pass. Junior **DB Nick Fisher** is the most recent to accomplish it, doing so in grand style on Oct. 28: he picked off a pass in the end zone against Cal, his momentum taking him back nine yard deep, and then he raced 109 yards for the score (100 officially by the NCAA). Previously, **ILB Rick Gamboa** had been the latest to join the club, returning a deflected pass 20 yards for a score against Oregon State in 2016, and **ILB Kenneth Olugbode** had the one before that, racing 60 yards for a score in a 27-24 overtime win over Colorado State in 2015. That was the first in eight years, going back to 2007, when redshirt frosh **CB Jimmy Smith** had a 31-yard return that cut Nebraska's lead to 35-31 early in the second half and was the impetus to a 65-51 comeback win. Prior to that was another spectacular one: **ILB Marcus Burton** returned a pick 99 yards at Oklahoma State in 2005, preserving CU's shutout in the waning seconds of the game. Three did it in 2004: **OLB Brian Iwuh** did it off the bat when he made his first career pick and returned it 37 yards for what proved to be the winning touchdown against Colorado State in the season opener; a week later, **Joe Sanders**, plucked off a ball against Washington State and raced 51 yards for six, snapping a 3-3 deadlock in the process; then versus Texas, **CB Terrence Wheatley** plucked one off and ran 37 yards for six with his first theft. Two did it in 2001: **S Medford Moorer** picked off his first career pass and returned it 64 yards for a touchdown against Texas in the Big 12 Championship game, while **CB Donald Strickland** returned his first career pick 31 yards for a touchdown just one minute into the CSU game. Frosh redshirt **CB Phil Jackson** did it in 2000, as he returned his first career INT 28 yards for a TD against Washington. **SS Rashidi Barnes** had his first one in CU's win over CSU in 1997, returning it 26 yards for a score, rallying the Buffs into a 14-14 tie early in the second half. Barnes was the fourth Buff in a 14-game span to return a first career pick for a TD—**Marcus Washington** had a 95-yard theft for a score in the '96 Cotton Bowl against Oregon; **Vili Maumau** had a 33-yard interception for six (and a Hula dance) at Colorado State in 1996; and **Nick Ziegler** stole one for a 31-yard score against Washington in the '96 Holiday Bowl. In 1992, **Dwayne Davis** returned one 31 yards for a TD in a 21-20 win at Minnesota to start this amazing run.

➤ And three did it with their first **punt returns**: **Ben Kelly** (vs. Utah State in 1998), **Jeremy Bloom** (vs CSU in 2002) and **Laviska Shenault** (2017 vs. Texas State).

BUFFALO DINOSAURS

The longtime radio voice of the Buffs, **Larry Zimmer** wrapped up his career following the 2015 season, calling **486** CU games; a string of **251** in a row came to an end after he was hospitalized in October 2014 (he would miss the final six games of the season). He only missed 17 games overall; prior to the six due to illness, he had missed three bowls (two due to contracts forbidding teams to originate broadcasts), three regular season games due to travel conflicts and five road games this season; his 400th at CU was also the 1,000 of his professional career. At their current school, only Bob Robertson, Washington State (552 at the time) and Bill Hillgrove, Pittsburgh (535) had called more games than Zim, who was tied for fourth in the number of years calling major college football for the same team (42nd season) behind Robertson (49th), Hillgrove (46th) and Don Fischer, Indiana (43rd; South Carolina's Tommy Suggs was also in his 42nd year). In 2009, Zim was honored as the 15th recipient of the Chris Schenkel Award, which recognizes those who have enjoyed a long and distinguished career broadcasting college football at a single institution (he called a total of **570** college games, including 50 for Michigan and 34 for CSU).

OTHER DINOSAURS: **Jon Burianek**, who retired as senior associate AD in June 2006 and then briefly rejoined the department on a contract basis in 2013, worked **444** CU football games, including a run of **415** in a row (229 of which were at home). **SID Dave Plati** has worked **459** overall (a streak of **410** dating from the '83 finale to the sixth game of 2017; a streak of **242** straight home games and **263** in the state of Colorado are intact); **Darian Hagan** has been a part of **250** (104 in two stints as an assistant coach, 62 as a football staff member, 35 as the Alumni C-Club director and 49 as a player); and **Gary Barnett**, now an analyst with KOA, has worked **225** (106 as an assistant coach, 87 as head coach and 32 on the radio). The late **Fred Casotti**, the school's longtime SID/associate AD from 1952-87, witnessed **477** CU football games (including **268** in a row at Folsom) prior to his passing in 2001. The record by a coach is held by **Brian Cabral**, who, including his playing days (46 games), was a part of **340** (the last **294** in a row); former facilities man **John Krueger** worked **325** (1980s to 2012). Then there are CU's "Super Twins," **Betty Hoover** and **Peggy Coppom**, who have been to all but handful of CU's home games – since 1940 and everyone since 1958 (they're 93). And the late **F.M. "Dutch" Westerberg** is the all-timer; the long-time season ticket holder saw *every* CU home game (**394** of 'em) from 1921 until 1999, when he passed away at the age of 94.

STAT CREW: **Jack Landon** (son of one-time presidential candidate Alf Landon) is in his 46th year as a member of the CU football stat crew in 2018; he joined the basketball crew in 1971 and then football two years later. Virginia did a survey on longest tenured state people, and Jack is 18th nationally.

NFL SCOUT WATCH

Colorado has 20 seniors on its 2018 roster, and as history has indicated, they received plenty of looks from scouts all around the National Football League; scouts/player personnel types pass through Boulder every season for a game and/or practice(s), with over three fourths of the league doing so on average every season. So far in 2018, **18** teams have sent reps to attend games: Buffalo, Carolina, Chicago, Cleveland, Dallas, Denver, Detroit, Green Bay, Jacksonville, L.A. Rams, New England, N.Y. Giants, N.Y. Jets, Philadelphia, Pittsburgh, San Francisco, Tampa Bay and Washington (26 teams in 2017; 28 in 2016). Not including camps or practices, **916** scouts have attended Colorado games since 2000 (home, road and neutral sites). At the 2016 UCLA game in Boulder, the record for a CU game occurred: **31** scouts from 20 teams were in attendance for the game (20 at USC in 2017).



PLAYING ON SUNDAY: IN-THE-PROS

There are **14** former Colorado Buffaloes on the 2018 National Football League rosters as of Oct. 1 (19 were in camps), two less than at the end of 2017. Colorado has now had **245** players all-time go on to make an active NFL roster and **271** all-time draft picks, which ranks as the fourth most among Pac-12 programs and 22nd overall. CU had continually been one of the top 20 producers for the last quarter century of NFL talent and at one time in the late 1970's had the most active players (47) of any school in the nation. The last time Colorado was in the top 10 in players produced was in 2002 (10th, 29). The active list (KEY: **Exp.**—denotes number of years in the league; **i**—on injured reserve/physically unable to perform; **p**—practice squad):



Player	Pos.	Team	Exp.
Chidobe Awuzie	CB	Dallas Cowboys	1
David Bakhtiari	OT	Green Bay Packers	5
Ken Crawley	CB	New Orleans Saints	2
Mason Crosby	PK	Green Bay Packers	11
Phillip Lindsay	RB	Denver Broncos	R
Daniel Munyer	OG-C	Arizona Cardinals	2
Isaiah Oliver	CB	Atlanta Falcons	R
Paul Richardson	WR	Washington Redskins	4
i—Devin Ross	WR	Tennessee Titans	R
Jimmy Smith	CB	Baltimore Ravens	7
Nate Solder	OT	New York Giants	7
Tedric Thompson	SS	Seattle Seahawks	1
Josh Tupou	DT	Cincinnati Bengals	1
Ahkello Witherspoon	CB	San Francisco 49ers	1

IN CAMPS BUT WAIVED

Player (cut date)	Pos.	Team	Exp.
Bryce Bobo (Sept. 1)	WR	Denver Broncos	R
Shay Fields (Sept. 1)	WR	Washington Redskins	R
Afolabi Laguda (Aug. 31)	DB	Los Angeles Rams	R
Will Pericak (Sept. 1)	OG	Chicago Bears	3
Nelson Spruce (Sept. 1)	WR	Los Angeles Chargers	2

COACHES

Name	Pos.	Team	Tie To Colorado
Eric Bieniemy	OC/RB	Kansas City	Player, 1987-90; Asst. Coach, 2000-02, '11-12
Joe Bleymaier	QB/PG Analyst	Kansas City	QC/MacIntyre Staff, 2013-15
Tom Cable	OL	Oakland	Asst. Coach, 1998-99
Moses Cabrera	Str/Cond	New England	Asst. S&C Coach, 2010
Matt Daniels	Asst. ST	L.A. Rams	Grad Asst., 2017

COACHES, continued

Karl Dorrell	WR	N.Y. Jets	Asst. Coach, 1992-93, 95-98
Jon Embree	TE/AHC	San Francisco	Player '83-86/Asst. Coach '91-02 Head Coach 2011-12
James Hardy	Str/Cond Asst.	New England	Asst. S&C Coach, 2008-16
Mark Helfrich	Off. Coord.	Chicago	QB/Off. Coord., 2006-08
Nick Holz	QC/Offense	Oakland	Player, 2003-06 Player, 1990-94
Vance Joseph	Head Coach	Denver	Asst. Coach, 2002-03 Grad Asst., 2012-13
T.C. McCartney	Off. Asst.	San Francisco	Grad Asst., 2015
Tyrone McKenzie	ILB	Tennessee	Player, 1995-99
Chris Morgan	OL/RG Coord.	Atlanta	Player, 2008-11
Anthony Perkins	Asst. to HC	Tampa Bay	Asst. Coach, 1997-98
Kennedy Polamalu	RB	Minnesota	Asst. Coach, 2010
Robert Prince	WR	Detroit	Asst. HC/QB, 2011-12
Rip Scherer	TE	L.A. Chargers	Asst. S&C Coach, 2003-06
Vernon Stephens	Asst. S&C	Arizona	Asst. Coach, 2006
Chris Strausser	OL/Tackles	Denver	Asst. Coach, 2000-04
Chris Wilson	DL	Philadelphia	

PLAYER PERSONNEL/DEVELOPMENT

Name	Team	Tie To Colorado
Malcolm Blacken	Washington (Dir., PD)	Strength Coach, 2011-12
Jordan Dizon	Denver (Scout)	Player, 2004-07/Butkus runner-up
Dave McCloughan	Oakland (Asst., PP)	Player, 1987-90
Matt Russell	Denver (Dir., PP)	Player, 1992-96/Butkus Award
Duke Tobin	Cincinnati (Dir., PP)	Player, 1992-93
Patrick Williams	Baltimore (Personnel Asst.)	Player, 2005-08
Omar Young	Green Bay (Coaching Admin)	Quality Control, 2013-14

CANUCKS: Two former Buffs were in the Canadian Football League in 2017, **CB Greg Henderson** (Montreal) and **ILB Kenneth Olugbode** (Calgary) but were not on any active roster in the CFL as of September 3.

DAD PLAYED ON SUNDAYS: Seven players are the sons of former NFL players: **WR Curtis Chiaverini** (father Darrin played four seasons with three teams); **RB Alex Fontenot** (father Albert played 10 seasons with three teams); **ILB Drew Lewis** (father Will played with Seattle and is now the director of scouting for the Kansas City Chiefs); **QB Steven Montez** (father Alfred, Oakland); **WR Dimitri Stanley** (father Walter, played eight seasons with five teams); **QB Blake Stenstrom** (father Steve played five seasons with Chicago and San Francisco); and **ILB Jacob Stoltenberg** (father Bryan played with San Diego, N.Y. Giants and Carolina).

COLORADO HIGH SCHOOL COACHES: Five former Buffaloes are serving as high school head coaches in the state; the five who head prep programs: **Matt Flavin** (Buena Vista), **Phil Jackson** (Sierra), **Dave Logan** (Cherry Creek), **Vincent Smith** (Boulder), **Dusty Sprague** (Holyoke) and **Scott Yates** (Kent Denver). **Marcus Washington** is a defensive coordinator (Adams City).

ALL-TIME CU PRO NOTE: How good was CU's 1994 offense? Ten of the 11 starters were drafted into the NFL (Tony Berti, Rae Carruth, Christian Fauria, Heath Irwin, Chris Naeole, Rashaan Salaam, Kordell Stewart, Bryan Stoltenberg, Derek West and Michael Westbrook), with the 11th signing as a free agent (Lepsis). All played, and three even remained on NFL rosters some 11 years later. And six of the '94 defensive starters wound up playing professionally as well.

CROSBY WATCH

PK Mason Crosby ('06) is the Green Bay Packers' all-time leading scorer both for the regular season and the regular and postseason combined; he set the record with a 21-yard field goal late in the Packs' 27-17 win over Seattle on Sept. 20, 2015, his 13th point of the night (he made all four field goal tries in the game, including a 54-yarder, and an extra point). He now has scored **1,383** points in 180 regular season games (**31st** in NFL history) and **137** in 18 playoff games for a total of **1,520** (through games of Sept. 30 this year; he also made an NFL record 23 straight field goals in the postseason). Crosby also holds both Packers' field goal marks (**285** regular season, 26 postseason). He is sixth on the list for players who have/had spent their career with just one team. Crosby, of course, is CU's all-time leading scorer with 307 points.

➔ How many players have led a professional team and their college alma mater in scoring (regular season and playoffs combined)? The list is short (six including Crosby): **PK Jason Elam**, Denver Broncos/Hawai'i (1,870/395); **PK Stephen Gostkowski**, New England Patriots/Memphis (1,384/369); **PK Martin Gramatica**, Tampa Bay Buccaneers/Kansas State (640/349), **WR Jerry Rice**, San Francisco 49ers/Mississippi Valley State (1,244/310); and **PK Jeff Wilkins**, St. Louis Rams/Youngstown State (1,300/373).

ALL-TIME FWAA ALL-AMERICAN TEAM: The Football Writers Association of America placed Crosby on the second-team of its All-Time All-America Team, announced in conjunction with the group's 75th anniversary in August 2015.



**O-LINEMEN PIPELINE TO THE NFL**

CU has been a solid conduit to the NFL League when it has come to offensive linemen and the research below indicates CU may very well be the place to go if an offensive lineman wants to take it to the next level. Dating back to the 1991 NFL draft, or the '87 recruiting class, 29 of 41 players who started at least two years on the Buff offensive line were either drafted or signed as free agents. The list is impressive (with three others who started just one season):

Player	Pos	Full Years As A Starter	NFL (Round or FA)	Player	Pos	Full Years As A Starter	NFL (Round or FA)
Stephane Nembot	OT	(4) 2012-15	Baltimore (FA)	Brad Bedell	G	(2) 1998-99	Cleveland (6)
Daniel Munyer	C/G	(3) 2012-14	Kansas City (FA)	Shane Cook	T	(2) 1998-99	New Orleans (FA)
David Bakhtiari	T	(3) 2010-12	Green Bay (4)	Ryan Johanningmeier	G/T	(3) 1997-98-99	Atlanta (FA)
Ryan Miller	G	(5) 2007-11	Cleveland (5)	Melvin Thomas	G/T	(3) 1995-96-97	Philadelphia (7)
Nate Solder	T	(3) 2008-10	New England (1)	Chris Naeole	G	(3) 1994-95-96	New Orleans (1)
Daniel Sanders	G/C	(3) 2006-08	St. Louis (FA)	Heath Irwin	G	(3) 1993-94-95	New England (4)
Edwin Harrison	G/T	(3) 2005-07	Kansas City (FA)	Bryan Stoltenberg	C	(4) 1992-93-94-95	San Diego (6)
Tyler Polumbus	T	(3) 2005-07	Denver (FA)	Derek West	T	(3) 1992-93-94	Indianapolis (5)
Brian Daniels	G	(4) 2003-06	Minnesota (FA)	Tony Berti	T	(2) 1993-94	San Diego (6)
Mark Fenton	C	(3) 2004-06	Denver (FA)	Jay Leeuwenburg	C	(3) 1989-90-91	Kansas City (9)
Clint O'Neal	T	(2) 2004-05	Washington (FA)	Mark VanderPoel	T	(3) 1988-89-90	Indianapolis (4)
Sam Wilder	T	(2) 2003-04	Dallas (FA)	Joe Garten	G	(4) 1987-88-89-90	Green Bay (6)
Marwan Hage	G/C	(3) 2001-02-03	Jacksonville (FA)	One-Year Starters:			
Wayne Lucier	G/C	(2) 2001-02	N.Y. Giants (7)	Tom Ashworth	T	(1) 2000	New England (FA)
Justin Bates	T/G	(3) 2000-01-02	Dallas (7)	Ben Nichols	G	(1) 1998	Atlanta (FA)
Andre Gurode	G/C	(3) 1999-00-01	Dallas (2)	Ariel Solomon	T	(1) 1990	Pittsburgh (10)
Victor Rogers	T	(3) 1999-00-01	Detroit (7)				

A LONG LINE OF WALK-ONS HAVE RISEN TO FIRST-TEAM AT COLORADO

After the NCAA reduced the number of scholarships from 95 to 85 (completed in 1992), more and more players have had to make their bones starting as walk-ons. Here's a short list (38 count) of some of the standout former and current walk-ons who rose to first-team status at Colorado:

Player	Pos.	First Season	Letters	Notes
Willie Beebe	FB	1978	4L	Solid blocker who scored nine career touchdowns as a bruiser near the goal line
Kyle Rappold	NT	1985	3L	Known as the "trash compactor" for his stature, the Fort Lewis transfer clogged the run
Jeff Campbell	WR/KR	1986	4L	Earned scholarship second day of freshman camp; played five years in the NFL
Ken Culbertson	PK	1986	3L	Scored 98 points in CU's 11-0 run in '89 season, making 59-59 PAT and 11-17 FG
David Gibbs	CB	1986	4L	Solid corner and special teams performer, now coaching with NFL Kansas City Chiefs
Mark Henry	WR	1987	3L	Big play guy with 18 career catches for 416 yards, or 23.1 per catch
Robbie James	WR	1987	1L	Threw TD pass on third down FG fake at Oklahoma State to lead CU to 16-12 win in 1991
Charles Johnson	QB	1987	2L	Often subbed for an injured Darian Hagan, earning Orange Bowl MVP honors in '91 vs. Notre Dame
Erik Norgard	C	1987	2L	Walked on in the spring after transferring from Western Washington; All-Big 8 as a senior
Chris O'Donnell	LB/SN	1987	4L	Solid as a rock at long snapper on special teams all four years
Keith Miller	FB	1992	2L	From tiny Ovid, Colo., he was a solid blocking back. Now an opera singer with the MET.
Ryan Black	SS	1993	4L	Led team in tackles as a junior in 1996 with 154 (78 solo)
Ryan Sutter	FS	1993	3L	CU's all-time special team points leader, led Buffs in tackles (170, 98 solo) in 1997
Neil Voskeritchian	PK	1993	2L	Won the starting placekicker job in 1994, finished career ninth in scoring at CU (161 points)
Nick Pietsch	P	1996	4L	Led CU in punting in 1997-98-99, finished with a career average of 39.9
Beau Williams	TE	1998	2L	Primarily a blocking tight end, played a big role on CU's 2001 Big 12 title team
D.J. Hackett	WR	2001	2L	Walked on after CS-Northridge dropped football; led CU in receiving in '03, four-year NFL veteran
Tom Hubbard	FS	2001	2L	Defensive MVP of the 2004 Houston Bowl with two interceptions
Evan Judge	WR	2001	4L	Caught 69 balls for 903 yards to finish in top 20 in receiving yards
John Torp	P	2001	3L	Finished second for the '05 Ray Guy Award; set a school records with 205 punts, 65 inside the 20
Paul Creighton	TE	2002	4L	Also saw action at FB, he primarily was a
Greg Pace	SN	2002	4L	Took over all special team snapping chores early as a freshman and handled through senior year
Joel Klatt	QB	2003	3L	Former infielder in Padres organization went on to set 44 CU passing and total offense records
Cody Crawford	WR	2004	3L	Has cracked the school's all-time lists in catches and yards
Jeff Smart	ILB	2005	4L	Earned a scholarship 3 games into the 2007 season, first LB to do so under Cabral; second most tackles by a WO
Scotty McKnight	WR	2006	4L	First freshman WR to ever lead CU in receiving (43-488, 4 TD), finished first in career receptions and third in yards
Aric Goodman	PK	2008	3L	In his first season, he was awarded a scholarship after making the game-winning FG versus West Virginia
Jason Espinoza	WR	2008	3L	Suffered two breaks to his collarbone in '08, playing briefly in-between; co-first team WR in '09
Dustin Ebner	WR	2009	3L	Primarily on special teams until his senior year, when he became a regular in the rotation and caught his first TD pass
Keenan Stevens	C	2009	2L	Pressed into duty in the season opener due to injury, he soon became a fixture and started 10 games
Alex Wood	FB	2009	2L	Hybrid tight end/fullback worked exceptionally hard and became the first player from Steamboat to start in decades.
Scott Fernandez	TE	2010	2L	Ascended to the top of the depth chart his senior year ('13); first career catch was fifth longest (71 yards vs.UA).
Travis Sandersfeld	DB (N)	2010	4L	One of the CUs top perennial special teams performers, he emerged as the starting nickel back for 5 games in 2010
David Goldberg	DE	2011	3L	Coaches cited how hard he worked daily in practice and assumed a starting spot midway through his senior year
Darragh O'Neill	P	2011	4L	Had more punts (74) than any other freshman at CU, with his 42.3 average second best by a frosh in the NCAA
Ryan Moeller	FS	2013	2L	Starred at Rifle HS in the middle of the Colorado Rockies, top special teams performer and had 14 UT in first start
Colin Johnson	H	2015	1L	He earned the holder position in spring drills
T.J. Patterson	QB	2016	1L	He earned the holder position in spring drills



STAT SHOTS

Here are some interesting statistical bullets about Colorado football:

- ➔ **30+.** In its history, Colorado is **323-25-1** when scoring 30 or more points (4-0 in 2018, 14-2 over the last three years), with records of **234-9** with 35-plus points and **217-7** with 36-plus, **192-5** with 38-plus and **123-2** with 43 or more tallies. The seven losses with 36 or more points came to Air Force (58-35 in 1968), Oklahoma (82-42 in 1980), Stanford (41-37 in 1993), Toledo (54-38 in 2009), Kansas (52-45 in 2010), Utah (42-35 in 2012), California (59-56 in 20T in 2014) and Arizona in 2017 (45-42). CU has played **1,241** games in its history, registering point totals of every number between 0 and 70 except 1 (duh!) and 68, and 75 and 109 above that mark.
- ➔ Colorado is **118-113-3** in its last **234** league games: within this record is a 25-game span in which CU did not lose a conference game, the fourth longest streak all-time in the Big Eight (1958-1995). Colorado was 23-0-2 during that run. Colorado, however, is **16-48** as a member of the Pac-12.
- ➔ **30 points / 3 TDs.** Colorado has scored 30 or more points in **151** of its last **350** games, posting a **130-20-1** record; the Buffs have scored at least three touchdowns in **230** of these games dating to the start of 1989; in this time frame, CU is **27-101-2** when held to two or fewer touchdowns.
- ➔ For years, the mark of a strong CU team was that the Buffaloes routinely averaged six or more yards on first down. Technically the last time the Buffs averaged six or more for a season was in 2001, their Big 12 Championship year (6.7; CU did average **5.98** per first down play in 2016). Colorado did it six times between 1989 and 1997, including a team record best of 7.2 in both 1989 and 1994.
 - ➔ Since 1966, CU has averaged less than **4.3** just seven times (last in 2012) and less than 4.1 once—3.5 in 1979. In 2012, the Buffs averaged **4.25** yards on first down, their lowest number since that 3.5 figure in 1979.
 - ➔ In 2013, in MacIntyre's first season, the Buffs had their best average on first down in years: CU averaged **5.83**, their best since 2001 (6.7). In 2014, the average was **5.36** and in 2015 it was back up to **5.76** and then to a **5.98** figure in 2016; it dipped a bit in 2017 (**5.71**).
 - ➔ In **2018**, the Buffs are averaging **6.53** per 134 first down plays.
- ➔ Dating back to the fifth game of the 1999 season, an OT win over Missouri, the Buffs have **62** scores by return, or non-offensive scores, in the last 20 seasons (highs of eight in 1999 and 2002). Since the '95 opener and including postseason, CU has **81** scores by return in **284** games (74 regular season, seven bowl). *In the MacIntyre Era, Colorado has 13 return TDs (5 in 2013, 2 in 2015, 4 in 2016, 2 in 2017, 1 in 2018).*
- ➔ **200/200.** Colorado has accomplished the 200 "double-double," that is 200 yards both rushing and passing **51** times in the last **310** games, dating to 1993), having accomplished it **15** times under MacIntyre (**11-4**). CU averaged over 200 in each for the season in 1993, 1994 and in 2001 (and threatened to do it in 2016). The Buffs are **50-7** since 1981 when they have reached the 200 plateaus in both and **58-10** overall. *Prior to '93, CU had accomplished the feat only 19 times in its first 929 games in its history.*
- ➔ **600+.** Colorado is **17-1** all-time in games when it has gained 600 or more yards on offense; the first loss was last year when the Buffs had 630 in the 59-56 double overtime loss at California on Sept. 27, 2014. CU is **2-0** under MacIntyre (Nicholls State, 2015; Washington State, 2016).
- ➔ **Grass.** Colorado is **94-97** in its last **191** games on grass, including a **61-56** mark at home (though **11-3** in the last 14 games at Folsom), dating back to the 1999 season when Folsom Field converted back to grass (CU is **15-7** on grass over the last three seasons).
- ➔ **Artificial Turf.** Colorado is **100-62-3** in its last **165** games on non-grass fields dating back to 1989, including a **65-45-3** mark in conference games. CU is **1-0** in 2018 (and is 7-12 under MacIntyre).
- ➔ **First Quarter Dominance.** Dating to the start of 2016, Colorado has been fairly dominant in the first quarter: the Buffs have outscored its opponents **252-152**, with an edge in total offense of **3,371-2,777** (and **plus-6** in TO margin).
- ➔ **Goal-to-Go Situations:** Under MacIntyre, the Buffs have scored in **101** out of **113** situations when it has been first-and-goal. This includes **85** touchdowns and **16** field goals, thus the TD percentage is **75.2** and the overall percentage is **89.4**. The **12** non-scores: six fourth down misses, four missed field goals (from 26, 28, 31 and 33 yards) and two turnovers.
- ➔ **Third & Short.** Colorado is **191-of-317** (**60.2** percent) on third down with three or less yards to go under MacIntyre; **96-of-131** on 3rd-&-1, **64-of-107** on 3rd-&-2 and **31-of-80** on 3rd-&-3. In the same situations, the opponent is **176-of-278** (**63.2**, including **84-of-111** on 3rd-&-1).
Third & Long (11-plus): Colorado is **21-of-170**, Opponents **36-of-163**.
- ➔ **No Turns or Sacks.** Dating back to 1972, Colorado is **17-3** in games when not allowing a sack or committing a turnover (**2-2** under MacIntyre, including the 27-23 loss to UCLA this season). In these 20 games, the Buffs have outscored the opponent by **795-422**, with only five games decided by less than 17 points.
- ➔ **Turnover Free.** Colorado has played **82** turnover-free games dating back to the 1946 season, owning a record of **54-24-4** in those games (**2-1** in bowls). Under MacIntyre, CU is **10-5** in miscue-free contests (**3-0** in 2016, **2-2** in 2017, **2-0** in 2018).
- ➔ **Time Spent In The Lead.** The Buffaloes held leads in 11 of 14 games in 2016 (two-score leads in 10 of those), and were ahead for a total of **457:20** on the season. That's the second-most by a hair in the 21 years CU has tracked the stat (CU led for 458:01 in 1996—a 12-game season including the bowl).
 - ➔ In 2017, CU held the edge up until the season finale at Utah, and for the year, the opponent wound up with a **302:13** to **285:30** (tied 132:17).
 - ➔ In 2018, CU has led 71 percent of the time (**158:25**), having trailed in just two of the four games to date for **49:49**.
- ➔ Between 2010 and 2013, opponents had **279** plays of 20 yards or more, earning a combined **8,651** yards (31.0 yards per).
 - ➔ Under MacIntyre, the number has been dwindling: in his first season (2013) opponents had **73** plays of 20 yards or more (out of 924, 7.9%), netting **2,316** yards (**31.7** per); in 2014, opponents had **72** plays of 20-plus (8.5 percent of the 845 overall), with those collectively gaining **2,456** yards (1,472 pass/984 rush, **34.1** per). And in 2015, opponents had **65** plays of 20 or more yards (of 948, 6.9%, totaling **2,242** yards (still 34.5 per).
 - ➔ In 2016 (13 games), a noticeable difference: CU allowed **49** plays of 20-plus for **1,548** yards (31.6 per, but 5.4% of plays yielding 36% of yards).
 - ➔ It was feast or famine for the opponent in 2017: it had **62** plays of 20 or more yards that totaled **2,052** yards (a whopping **33.1** yards per); the other **822** plays netted **3,355** yards (or **4.1** per).
 - ➔ In 2018, opponents have 15 plays of 20-plus yards, totaling **509** yards (**33.9** per). The other 277 plays: **899** yards (**3.2** per).
- ➔ The Buffs averaged **439.2** yards per game in 2016, in part thanks to a school record eight games in a row with **400** or more, with an average **284.6** yards through the air. Colorado has averaged 400 or more yards per game over the course of an entire season 16 times, including three of the last four seasons (417.6 in 2017), with the school record of 495.3 set during the 1994 season.
 - ➔ The Buffaloes have averaged over 300 yards passing in a season just once — 303.5 — in 1996, and came close the year before (297.2) and in 1992 (297.4); otherwise, CU has thrown for 250 or more per game just four times, including 2014 and 2016 (254.4).
- ➔ Colorado rarely folds when the opponent is faced with a 3rd-and-20 or longer. Dating back to 1993, opponents are just **5-of-127** on 3rd-and-20 or more. The Buff defense have had streaks of 51 and 30 in this span (Stanford is the last team to convert one, in 2011; the opponent is now **0-of-18** since). The CU offense is **12-of-142** when it's faced with 3rd-and-20 plus in the same span (last converting on a 3rd-&-27 in the Alamo Bowl against Oklahoma State).
- ➔ CU has scored in **15** of **16** quarters this year (**12** in a row; **35** of **48** quarters in 2017), and in **196** of **264** under MacIntyre (75 percent).

**TRENDS****MacINTYRE ERA (2013-PRESENT)**

Mike MacIntyre took over the Buffalo program in 2013; here are some numbers through 67 games (29-38 record, including the Alamo Bowl):

Category

➤ When winning the coin toss	19-21
➤ when scoring 20 or more points (3-16 when not)	26-22
➤ when scoring 30 or more points	22- 8
➤ when scoring 40 or more points	16- 2
➤ when scoring 50 or more points	1- 1
➤ when holding opponent to 17 points or less	16- 0
➤ in games decided by 7 points or less	8-12
➤ with two or fewer turnovers (10-5 with zero)	26-26
➤ when turnover margin was plus or even	24-14
➤ when not throwing an interception or allowing a sack	4- 2
➤ when scoring first (8-27 when not)	21-11
➤ when running 90 or more plays	2- 7
➤ when leading at halftime	21- 7
➤ when trailing at halftime (2-2 when tied)	6-29

Category

➤ when leading after three (3-33 trailing, 4-1 tied)	22- 4
➤ when holding opponent under 70 plays	14-10
➤ when holding opponent under 100 yards rushing	12- 1
➤ when holding opponent under 300 yards offense	15- 0
➤ when rushing for 100-plus yards (18-6 in last 24)	28-22
➤ when rushing for 200-plus yards	16- 5
➤ when rushing for 250-plus yards (4-1 300-plus)	9- 1
➤ when rushing for more yards than passing	8- 6
➤ when averaging 6.0 or more yards on first down	16-14
➤ with a 100-yard rusher	15- 6
➤ when rushing and passing for at least 200 yards	11- 4
➤ when passing for 200-plus yards	22-25
➤ with 400-plus yards total offense	20-14
➤ with 500-plus yards total offense (2-1 with 600-plus)	12- 5

TRENDS II**1985-PRESENT**

Since 1985, when the Buffs returned to their traditional winning ways after six frustrating years from 1978-84, Colorado is **221-182-4**; in these 407 games spanning the last 33-plus seasons, CU has posted the following records (including bowls):

◆ with 400-plus yards total offense	130-39-2	◆ when holding opponent under 300 yards total offense	105-20-1
◆ with 500-plus yards total offense	66-11-0	◆ when leading at halftime	175-33-2
◆ when converting 50 percent or better on 3rd down	90-15-1	◆ when leading after three quarters	181-25-3
◆ when punting three or fewer times	76-28-1	◆ when scoring 24 or more points	182-46-2
◆ with zero turnovers (167-78-2 with two or fewer)	46-21-2	◆ when held to 13 points or less	4-64-0
◆ when holding opponent to 17 points or less	128-19-1	◆ when not committing a turnover or allowing a sack	17- 3-0
◆ when holding opponent under 100 yards rushing	110-15-1	◆ when holding edge in 1st downs & possession time	127-37-2

TRENDS III**1989-PRESENT**

Since 1989, when the Buffs became a regular in the national rankings for the next 16 seasons, Colorado has posted an overall record at **194-164-4**. Here are some trends during this time frame (362 games over the last 29-plus seasons, including bowls):

➤ when running more plays than the opponent	113-66-3	➤ when rushing for 200-plus yards	99-11-1
➤ with 400-plus yards total offense (61-11 with 500-plus)	116-39-2	➤ when rushing for 250-plus yards	65- 3-1
➤ when scoring 30 or more points	130-20-1	➤ when rushing for 300-plus yards	35- 1-1
➤ when leading in possession time (63-101-1 when not)	131-63-3	➤ when rushing and passing for at least 200 yards	48- 7-0
➤ when making 20-plus first downs	129-63-1	➤ when passing for 200-plus yards	112-88-2
➤ when converting 50 percent or better on 3rd down	76-13-1	➤ when passing for 300-plus yards (11-3-1 400-plus)	39-29-1
➤ when scoring first	123-45-1	➤ when passing for more yards than rushing	103-136-2
➤ with zero turnovers (150-102-2 with two or fewer)	40-20-2	➤ when holding edge in 1st downs & possession time	110-37-2
➤ when holding opponent to 17 points or less	103-13-1	➤ when holding edge in field position	146-42-1
➤ when holding opponent under 100 yards rushing	94-15-1	➤ when not committing a turnover or allowing a sack	16- 3-0
➤ when holding opponent under 300 yards total offense	83-15-1	➤ when out-rushing the opponent	155-22-3
➤ when average field position is CU 30+ (27-3 40+)	134-60-2	➤ when owning the edge in return yards	137-56-2
➤ when play selection is 50 percent rushing calls	159-53-2		

TURNOVER ANALYSIS / MAC ERA

Most head coaches believe that when it comes to turnovers, they are one of the single most important factors in winning or losing ball games. Statistics back up the argument, as the below shows that it is definitely better to take than to give in the four-plus seasons Mike MacIntyre has been head coach. A closer look:

MacIntyre Era	Turnovers	Turnovers	+/-	Scoring Off Turnovers		
	Committed	Forced		PF	PA	+/-
29 WINS	33	58	+25	182	78	+104
38 LOSSES	71	43	-28	83	291	- 208
67 GAMES	104	101	- 3	265	369	- 104

POST BYE WEEKS

Colorado is **27-22** in games following a bye week since 1948, when the Buffaloes joined the Big Seven Conference; CU stopped playing Denver in an annual Thanksgiving game that year and byes became much rarer. In fact, the Buffs had just five bye weeks between 1948 and 1984 (going 3-2; one was created in 1963 after the assassination of JFK). Since 1985, CU has had at least one bye in 31 of 34 seasons, with two weeks off 11 of those years and one season with three idle Saturdays (2001, due to the Sept. 11 terrorist attacks). CU is **24-20** in games following byes dating back to 1985, which includes a **2-5** mark as a member of the Pac-12 (losing to Arizona State in 2012, at Oregon State in 2013, at USC and Oregon in 2014 and at Utah in 2017; and wins over UCLA in 2016 and 2018).



2018 ANNIVERSARIES

The annual listing of what happened years ago, or anniversaries of 5, 10 and 25-year increments:

- 1893** After defeating Colorado A&M in February of this year in a challenge game (CU won, 70-6 in Fort Collins), the Aggies appear on the CU schedule for the first time, traveling to Boulder for a game on October 7; the result is more of the same, as Colorado won, 44-6.
- 1898** Now in its ninth year of intercollegiate football, Colorado plays its first opponent from outside the state boundaries, as Nebraska visited Boulder on Nov. 17; the then-Bugeaters left town with a 23-10 win over the Silver & Gold. And after playing on assorted campus fields, CU has its first official home, Gamble Field, named in honor of six-time letterman, **Harry Gamble**.
- 1903** Colorado matches its high win total for a season in going 8-2; included a 4-0 mark in Colorado Football Association play and a 17-0 win at Colorado Mines on Halloween; Mines challenges CU to a postseason rematch, and Colorado wins that one as well, 23-5 in Boulder.
- 1908** **Fred Folsom** returns for his third of four stints as head coach, and leads CU to the Colorado Football Association title and a 5-2 record.
- 1913** Colorado concludes a 5-1-1 season with its first trip ever to the state of Oklahoma, where on Thanksgiving Day, CU drops a 14-3 decision to the University of Oklahoma in Oklahoma City. It's the fifth state Colorado travels to in its history, after Nebraska, Utah, Kansas and Wyoming.
- 1918** Many schools played abbreviated schedules due to World War I, which came to a halt on November 11 (officially with the signing of the Treaty of Versailles on June 28, 1919). CU was 2-3, all five games played in a 21-day span (Nov. 16-Dec. 7); one of the wins was a 20-6 with over The Lieutenants.
- 1923** Colorado completes the season with a 9-0-0 record, its best in 34 years of football, as CU outcores its opponents by 280-27 (no team scored more than seven). The popularity of the team is at an all-time high, and thus the school begins work on a new stadium on the northeast side of campus.
- 1928** (Oct. 13) **Bill Smith** records the first known 100-yard rushing game ever by a CU player, running for 132 yards and a TD in a 21-7 win at Northern Colorado.
- 1933** Sophomore **William "Kayo" Lam** bursts on the scene and leads CU to a 7-2 record. It's the last year the school is known as the Silver & Gold, as "Buffaloes" wins a contest the following year and the teams have been named such ever since.
- 1938** It's Colorado's first year in the Mountain State Conference (also called the Skyline and Big 7), as seven schools broke away from the Rocky Mountain Athletic Conference. The Buffaloes go 3-4-1 in the first year after **Byron White's** graduation.
- 1943** The full effect of World War II hits college football, CU being no exception. The Buffs played a limited conference schedule (two games), sweeping Utah home and away, lost twice to No. 18 Colorado College and defeated three military teams in going 5-2.
- 1948** CU's first year in the old Missouri Valley Conference (also called the Big 6), to make it the Big 7; the Buffaloes go 2-3 in league play (due to scheduling conflicts, Oklahoma did not appear on a CU schedule until 1950). That was good for a fourth place finish, with the wins coming over Nebraska (19-6 on Oct. 9, also Dal Ward's first win) and Kansas State (51-7 on Oct. 23). Colorado loses close games to two former conference mates, at Utah (14-12) and Colorado State (29-25). (Feb. 3) **Dallas Ward** named the 14th head coach in Colorado history, selected by then-athletic director **Harry Carlson** to lead CU into the Big 7 Conference.
- 1953** Colorado wins its last four games to finish 6-4 for the season; senior **Gary Knafelc** caught 22 passes for 451 yards and eight TDs, averaging 20.5 yards per catch; he went on to star for the Green Bay Packers, and upon his retirement, was the team's stadium PA announcer for 40 years.
- 1958** **Howard Cook** ties Byron White's record by scoring 25 points against Arizona in Tucson, as he scored four touchdowns and kicked an extra point in CU's 65-12 rout of the Wildcats; the record would stand for 43 years. Cook also became the first Buff to lead the nation in punt returns (averaging 10.1 per).
- 1963** (Jan. 3) **Eddie Crowder** is named the 17th head coach in Buff history, replacing alum Bud Davis ('51) who took over the program for a year after it was devastated by NCAA penalties. CU goes 2-8 for a second straight year, but is much more competitive from the get-go: the Buffs lost the season opener at No. 1 USC by just 14-0. The season finale against Air Force on Nov. 23, is postponed for two weeks as the nation mourned the death of President John F. Kennedy.
- 1968** **QB Bobby Anderson** becomes the first Buff to go over 2,000 yards total offense for a single-season, recording 2,129 yards (1,341 passing, 788 rushing).
- 1973** A senior-laden Buffalo team opens the year ranked No. 10 in the nation, and opens 5-2 with the losses to two ranked teams; but CU loses its last four games, and following a 17-14 season-ending home loss to Kansas State, **Eddie Crowder** announces his resignation as head coach. He remains on as CU's athletic director for the next 11 years (a position he took over in 1965).
- 1978** Unbeknownst at the time, this would be CU's last winning season until 1985; the Buffaloes opened 5-0, allowing exactly seven points in each of those games, and climbed to a No. 13 national ranking; but the Buffs dropped five of their last six and coach Bill Mallory was fired three days after the last game. Senior **Howard Ballage** becomes the third Buff to lead the nation in kickoff returns (averaging 29.4 yards per). It was also the final season for the original **Ralphie**. (Oct. 28) Colorado rallies from a 27-7 deficit to defeat Missouri in Columbia, 28-27; the rally from 20 points down is still the largest comeback in school history.
- 1983** (Sept. 17) After a 25-year dormancy, the CU-Colorado State rivalry in football is resumed; KWGN (Ch. 2) televises the game locally, which saw the Buffaloes cruise to a 31-3 win. Sans a 1969 NCAA tournament game, the two schools had also gone 20 years without playing in men's basketball (1959-79).
- 1988** (Oct. 22) Oklahoma edges CU, 17-14, in the first night game ever at Folsom. A 7-2 start paves the way for the Buffs to crack the Top 20, as at No. 19 the Buffs are ranked for the first time since 1978; an 8-4 final record is the school's best since a similar mark in 1976. **QB Sal Aunese** led CU to a 24-21 win at No. 19 Iowa, CU's most significant road win in over a decade, and senior **Keith English** became the second Buff to lead the nation in punting (45.0 average).
- 1993** (Oct. 16) Colorado wins 27-10 at Oklahoma, the 78th victory by head coach **Bill McCartney**, as he becomes the all-time winningest coach in school history, passing **Fred Folsom**. In that game, **Lamont Warren** throws a 34-yard touchdown pass to **Charles Johnson**; Warren slipped on the slick Astroturf and Johnson was interfered with but still caught the ball while lying on the ground in a play that was selected as the national play of the year (the first of two in a row for CU). Johnson went on to be named the offensive player of the year in the Big 8, the first wide receiver to ever receive the award.
- 1998** Two milestones this season: CU's 37-8 win over Iowa State is the school's 600th all-time, and the 51-43 win over Oregon in the Aloha Bowl is the 1,000th game in school history. In the latter, **Mike Moschetti** throws four touchdown passes and **Ben Kelly** returns the opening kickoff for a touchdown. CU and Colorado State open the season in Denver—the first time in 70 series game that was played on a neutral field (CU won, 41-14).
- 2003** An injury-marred season led to a 5-7 record, but it was not without its highlights. **WR D.J. Hackett** set a school record with 78 receptions (for 1,013 yards, just the sixth and to date the last 1,000-yard season), and **QB Joel Klatt** throws for 2,614 yards (the third 2,500+ season in school history).
- 2008** The Buffaloes open 3-0, capped by a 17-14 overtime win over No. 21 West Virginia before an ESPN national audience; but a rash of injuries (122 games lost by two-deep players) was the main reason for a 2-7 finish over the final nine games. Still, CU appeared bowl-bound until a school-record 57-yard field goal by Alex Henery rallied Nebraska to a 40-31 win in the season finale (the Huskers added a late score on an interception return).
- 2013** The Buffs open up 2-0 in **Mike MacIntyre's** first season as head coach, but due to what amounted to a 1,000-year flood in Boulder, the team was idle for two straight weeks as a game with Fresno State was cancelled. When CU beat Colorado State 41-27 in the opener, MacIntyre became just the second head coach to win his first game at CU since 1932.

**CU TO INDUCT 11 INTO 2018 ATHLETIC HALL OF FAME CLASS**

The 14th class that will be inducted into the **University of Colorado Athletic Hall of Fame** this November 8 will feature 11 Golden Buffalo legends who are representative of five different sports across eight decades in the school's history, all of whom have their special place in history created during their CU athletic careers. The 11, one of whom will be honored posthumously, cover the 1920s through this decade, with two of the group also in coaching and administration. Spanning the group are six who lettered in football, with one a three-sport star, another serving as an assistant coach and a third a long-time administrator; the school's lone player who went on to win a World Series ring; two star basketball performers in the 1960s; CU's first nationally recognized female sprinter in track; and the most successful female skier in school history, who will be the first woman inducted in the sport that has captured 20 national championships.

The Hall since it was conceived in 1998, and the 11 will join 101 individuals (and the 1959 ski team as a unit) who have been enshrined to date (14 have been honored previously after their deaths). Athletic director **Rick George** once again personally notified all 10 living members of the upcoming class of their impending induction, as well as the next of kin for the 11th inductee, **Hatfield Chilson**, a three-sport letterman and the creator of the "jump pass" in football during the early 1920s. The group will be inducted Thursday night, Nov. 8 in a ceremony at the CU Events Center, will be featured in the Pearl Street Stampede parade on Friday night (Nov. 9) and will be introduced at halftime of the CU-Washington State football game on Saturday, Nov. 10, to complete the weekend. Those to be inducted:

Pete Brock, Football (1972-75)
Hatfield Chilson, Football/Basketball/Baseball (1923-26)
Charlie Gardner, Basketball (1963-66)
Daniel Graham, Football (1998-2001)
Jay Howell, Baseball (1974-76)
Ron Scott, Football/Administration (1965-67, 1982-2001, 2010-18)

Steve Sidwell, Football & Assistant Coach (1963-73)
Kordell Stewart, Football (1991-94)
Donna Waller [Queen], Track (1984-87)
Chuck Williams, Basketball (1965-68)
Lucie Zikova, Skiing (2005-08)

See the full Hall of Fame release, with bios, here:

<https://cubuffs.com/news/2018/8/13/general-cus-2018-athletic-hall-of-fame-class-set-to-induct-11-buffaloes.aspx?path=football>

ELEVEN HAVE DASHED 100 ... OR FURTHER

Last October 28, then-junior **DB Nick Fisher** joined a very exclusive club when he returned an interception 100 yards in the fourth quarter to close out CU's 44-28 win over California. It was the 11th 100-yard play in CU history, the fourth interception return of that length. However, the NCAA seals returns at a 100-yard maximum; if it allowed returns to be scored like the NFL, counting end zone yardage, Fisher would have been credited with a 109-yard return (CU's head statistician is also the Broncos'). It was the first 100-yard interception return since 1996, when **FS Steve Rosga** pulled it off against Oklahoma State (his would have been 105 yards). **ILB Marcus Burton** came close in 2005, when he picked one off at the half yard line and raced 99 yards for a score — at Oklahoma State.

COLORADO / 100-YARD PLAYS**KICKOFF RETURNS**

Yards **Player, Opponent, Site, Date (*—opening kickoff of game)**
 100 Byron White vs. Denver at Denver, Nov. 26, 1936 (TD).
 100 *Cliff Branch vs. Kansas in Boulder, Nov. 7, 1970 (TD).
 100 *Billy Waddy vs. Kansas State in Boulder, Nov. 22, 1975 (TD).
 100 Howard Ballage vs. Nebraska in Boulder, Oct. 21, 1978 (TD).
 100 Walter Stanley vs. Oklahoma in Boulder, Oct. 4, 1980 (TD).
 100 *Ben Kelly vs. Missouri in Boulder, Oct. 9, 1999 (TD).
 100 Marques Mosley vs. Utah in Boulder, Nov. 23, 2012 (TD).

INTERCEPTION RETURNS

Yards **Player, Opponent, Site, Date**
 100 Dick Kearns vs. Denver at Denver, Nov. 24, 1938 (TD).
 100 Johnny Zeigler vs. Colorado Mines in Boulder, Sept. 26, 1942 (TD).
 100 Steve Rosga vs. Oklahoma State in Boulder, Oct. 12, 1996 (TD).
 100 **Nick Fisher vs. California in Boulder, Oct. 28, 2017 (TD).**

MISCELLANEOUS STAT BOX / MacINTYRE ERA

Season	Red Zone (Scores-Att; (TD/FG); Plays-Yds)			Avg./1st Down		2nd Down Eff.		3rd / Avg-to-Go		Colorado					Opponent				
	Colorado	Opponent		Colo.	Opp.	Colo.	Opp.	Colo.	Opp.	Plays	20+	10+	5+	0 Neg	Plays	20+	10+	5+	0 Neg
2013	26-32 (14/12)	89-252 51-62 (42/ 9)	184-602	5.8	6.5	91-281	103-301	7.1	6.4	832	42	138	322	210	67	924	73	201	398
2014	40-45 (29/11)	117-410 47-52 (34/13)	108-405	5.4	6.8	116-337	83-267	6.5	6.8	996	48	176	419	242	83	845	72	189	361
2015	39-53 (27/12)	153-438 39-44 (26/13)	123-360	5.8	5.7	116-336	92-319	7.1	6.3	1008	50	174	417	209	100	948	65	169	376
2016	51-57 (37/14)	155-538 31-41 (22/ 9)	96-305	6.0	5.1	116-350	80-301	6.3	7.4	1037	57	188	439	214	90	910	48	150	326
2017	37-44 (25/12)	102-251 39-44 (25/14)	109-385	5.7	6.2	97-297	119-301	7.3	6.6	909	50	186	377	205	87	884	62	181	381

**COLORADO BY THE NUMBERS ALL-TIME HISTORIC**

- 6-7** Colorado's record in overtime games (**0-0** in 2017).
- 8** The number of Buffaloes enshrined in the College Football Hall of Fame (six players: Byron White, Joe Romig, Dick Anderson, Bobby Anderson, Alfred Williams, John Wooten, Herb Orvis (to be inducted this December); and one coach: Bill McCartney)
- 16** The number of career interceptions by CU's all-time leader, **S John Stearns** (1970-72).
- 17-3** Colorado's record in games since 1972 when not committing a turnover or allowing a quarterback sack (**0-1** in 2017; **1-0** in 2016).
- 28** The number of national championships CU has won in its athletic history: 20 skiing, 7 cross country (5 men's/2 women's), 1 football.
- 30** The number of tackles by **LB Jeff Geiser** against Kansas State on Nov. 24, 1973, CU's single game record (5 solo, 25 assists).
- 30** The number of states CU has played a football game in with the most recent addition of Massachusetts in 2014
- 35** The number of career quarterback sacks by CU's all-time leader, **OLB Alfred Williams** (1987-90).
- 35-10** Colorado's record in games in its history when it has had a 100-yard rusher and a 100-yard receiver in the same game.
- 42-30** Colorado's all-time record in games decided by one (27-17) or two (15-13) points.
- 53** The number of all-time players who have rushed for 1,000 or more yards in a CU uniform (seventh in the NCAA).
- 54-21** Colorado's record in games against unranked teams in the month of November, dating back to 1989.
- 60** The length of the school record field goal **PK Mason Crosby** made against Iowa State in 2004.
- 62-36** The final score of CU's 2001 win over BCS No. 1 Nebraska, which earned the Buffs the Big 12 North title.
- 64** The length of the pass from **QB Kordell Stewart** to **WR Michael Westbrook** (via **WR Blake Anderson** tip), known as "The Catch" at Michigan.
- 67** The length of **TB Charlie Davis'** TD run against Oklahoma State on Nov. 13, 1971, one that put him over the 1,000-yard mark for the season.
- 67** The length of **TB Rashaan Salaam's** TD run against Iowa State on Nov. 19, 1994, one that put him over the 2,000-yard mark for the season.
- 68** The number of wins Colorado has over teams ranked in the Associated Press weekly polls (23rd most all-time; **45** since 1989, 19th most).
- 72** The number of yards that 64-yard pass was in the air, thrown from the CU 32 to four yards deep in the end zone to rally CU to a 27-26 win.
- 78-15-4** Colorado's record in games from 1989-96, the nation's fourth best overall record in the nation during that time frame.
- 93** The number of wins by Bill McCartney, CU's all-time winningest coach (93-55-5, 1982-94).
- 198, 6** The number of rushing yards and touchdowns, respectively, by **TB Chris Brown** against Nebraska on Nov. 23, 2001 in CU's 62-36 win.
- 234-9** Colorado's all-time record in games when it has scored 35 or more points (**323-25-1** with 30 or more points, with **123-2** with 43 or more).
- 239** The number of players from CU who have played in the National Football League, a top 20 figure nationally.
- 242** The number of consecutive games Colorado scored in between 1988 and 2008, the ninth-longest all-time in Division I football.
- 267** The number of national or regional regular season games CU has had on television since 1990, one of the top 10 figures in the nation.
- 284** The number of receiving yards by **WR Paul Richardson** (vs. California, Sept. 10, 2011), breaking the old mark of **222** first set by **WR Walter Stanley** (vs. Texas Tech, Sept. 12, 1981) and then matched by **WR Rae Carruth** (at Missouri, Nov. 2, 1996).
- 294** The number of career receptions by CU's all-time reception leader, **WR Nelson Spruce** (2012-15).
- 303** The number of times Colorado has been ranked in the Associated Press weekly poll (26th most all-time).
- 307** The number of career points by CU's all-time scoring leader, **PK Mason Crosby** (2003-06).
- 314** The number of wins Colorado has at Folsom Field since it opened on Oct. 1, 1924 (**314-172-10**).
- 342** The number of rushing yards by **TB Charlie Davis** against Oklahoma State on Nov. 13, 1971, CU's single-game rushing record.
- 362** The number of all-purpose yards by **TB Rashaan Salaam** at Texas on Oct. 1, 1994, CU's single-game record (317 rushing, 45 receiving).
- 406** The number of home wins Colorado has in its history (combined between campus fields, Gamble Field and Folsom Field).
- 465** The number of passing yards by **QB Mike Moschetti** against San Jose State on Sept. 11, 1999, CU's single-game passing record.
- 486** The number of games announcer **Larry Zimmer** called on the radio for the Buffaloes, the most by anyone in CU history (retired after 2015).
- 493** The number of career tackles by CU's all-time leading tackler, **ILB Barry Remington** (1982-86).
- 533** The number of passing yards against Northeast Louisiana on Sept. 16, 1995, CU's single-game record.
- 551** The number of rushing yards at Arizona on Oct. 11, 1958, CU's single-game record.
- 704** The number of wins Colorado has in its history (25th most all-time).
- 767** The number of yards of total offense against San Jose State on Sept. 11, 1999, CU's single-game record.
- 1,149** The number of receiving yards by **WR Charles Johnson** in 1992, CU's single-season record.
- 1,241** The number of games Colorado has played in its history (129 seasons of intercollegiate football).
- 2,055** The number of rushing yards **TB Rashaan Salaam** had in 1994 (the fourth at the time with a 2,000-yard season), on his way to the Heisman.
- 3,156** The number of passing yards by **QB Koy Detmer** in 1996, CU's single-season record.
- 3,347** The number of career yards by CU's all-time receiving leader, **WR Nelson Spruce** (2012-15).
- 3,940** The number of career yards by CU's all-time rushing leader, **TB Eric Bieniemy** (1987-90).
- 5,345** The elevation in feet of CU's Folsom Field (field level), the third highest stadium elevation in the FBS (behind Wyoming and Air Force).
- 9,568** The number of career passing yards by CU's all-time passing leader, **QB Sefo Liufau** (2013-16).
- 10,509** The number of career yards by CU's all-time total offense leader, **QB Sefo Liufau** (2013-16).

MONTHLY TAB

Colorado is **68-40** in its last **108** September games, a pretty decent record considering the quality of non-conference schedule CU almost annually plays. The Buffs are **58-57-2** in their last **117** October games dating back to 1989 and are **61-50-1** in its last **112** November games (**55-38** against all-comers aside from Nebraska, going 6-12-1 against NU in turkey month, and **54-21** against unranked teams; in 2016, Colorado was **4-0** in November for the first time since 1975). The Buffs are **5-9** in December games since 1993, including bowls, and are **4-3-1** in August games in its history.

**PAC-12 BOWL AGREEMENTS FOR 2018**

Here are the Pac-12 bowl agreements that were signed in 2014 and run through the 2020 season; the conference's lineup for the 2017 bowl season:

- | | |
|---|--|
| # 1 Rose Bowl presented by Northwestern Mutual (Jan. 1, if in CFP semifinal; otherwise, see below). | # 4 Foster Farms (Dec. 27 vs. Big Ten) |
| # 2 Valero Alamo (Dec. 28 vs. Big 12) | # 5 Hyundai Sun (Dec. 29 vs. ACC) |
| # 3 San Diego County Credit Union Holiday (Dec. 28 vs. Big Ten) | # 6 Las Vegas (Dec. 16 vs. MW or BYU) |
| | # 7 Cactus (Dec. 26 vs. Big 12) |

Note: If the Pac-12 champion is in the top four of the College Football Playoff poll following the 2017 season it would play in the Rose Bowl as a participant in the CFP semifinals. If the champion is not among those four, it would play in either the Fiesta, Orange, Peach or Cotton bowls.

RANKED "UNDEFEATEDS" FALL AT FOLSOM

Eleven ranked, undefeated teams have lost their "0" in the loss column at Folsom Field since 1989. The last was Kansas in 2009, as the Jayhawks (5-0) hit town ranked No. 17 and lost 34-30. In 2007, Oklahoma (4-0) rolled in ranked No. 3 and left with a 27-24 setback; in 2002, Kansas State came to Boulder ranked No. 13 at 4-0 and lost, 35-31. Two bit the dust in 2001: Nebraska (11-0, No. 1 in the BCS and No. 2 in the polls) fell 62-36 game to the Buffs, as did Texas A & M (5-0, No. 20), 31-21. In 1998, No. 22 Texas Tech (6-0) lost 19-17; in 1995, No. 3 Texas A&M (2-0) lost, 29-21; in 1994, No. 10 Wisconsin (2-0) was crushed, 55-17; and in 1990, No. 12 Washington (3-0) left a 20-14 loser. In 1989, No. 10 Illinois (2-0) lost 38-7 and No. 3 Nebraska (8-0) fell, 27-21. *(Not included is a 43-10 win over No. 23-FCS Charleston Southern in 2013, which came to Boulder with a 7-0 mark.)*

STREAKING

Colorado has active multiple win streaks going against 11 Division I-A schools. The list: **5**—Air Force; **4**—Colorado State, San Jose State; **3**—Minnesota, Oregon State, Utah State, Wyoming; **2**—Iowa, Louisiana-Monroe, Massachusetts and Notre Dame. CU's longest current losing streaks are to Southern California (12), Washington (8), Missouri and Texas (5), and LSU, Michigan, Ohio State and Oklahoma State (3).

THE PRIMO TWENTY-FOUR

Colorado is one of just **24** schools in I-A/FBS history to be able to make the claim of winning (or sharing) a national championship and also having a Heisman Trophy winner. The criteria for national championship consideration included those crowned by the *Associated Press*, the coaches and the BCS; 30 total schools at one point in the past have been able to claim the throne. This prestigious short list (Alabama is the latest to join, doing so in 2009):

School	National Championships	Heisman Trophies	School	National Championships	Heisman Trophies
Alabama	1961-64-65-73-78-79-92-09-11-12-15	2009-15	Nebraska	1970-71-94-95-97	1972-83-2001
Army	1944-45	1945-46-58	Notre Dame	1943-46-47-49-66-73-77-88	1943-47-49-53-56-64-87
Auburn	1957-2010	1971-85-2010	Ohio State	1942-54-57-68-2002	1944-50-55-74-75-95-2006
Brigham Young	1984	1990	Oklahoma	1950-55-56-74-75-85-2000	1952-69-78-2003-08-17
Colorado	1990	1994	Penn State	1982-86	1973
Florida	1996-2006-08	1966-96-2007	Pittsburgh	1937-76	1976
Florida State	1993-99-2013	1993-2000-13	Syracuse	1959	1961
Georgia	1980	1942-82	Texas	1963-69-70-2005	1977-98
Louisiana State	1958-2003	1959	Texas A & M	1939	1957-2012
Miami, Fla.	1983-87-89-91-2001	1986-92	TCU	1938	1938
Michigan	1948-97	1940-91-97	UCLA	1954	1967
Minnesota	1936-40-60	1941	USC	1962-67-72-74-78-2003-04	1965-68-79-81-2002-04-05

Schools with national championships and no Heisman winner are Michigan State (2), Tennessee (2) and Clemson, Georgia Tech, Maryland and Washington (all 1).

THE BUFFS & COLLEGE FOOTBALL HARDWARE

Colorado is in an elite group when it comes to claiming college football's prestigious trophies dating back to the 1990 season. A proliferation of awards has emerged since the late 1980s, and the Buffs are near the top of the list when it comes to collecting these statues. CU has had seven different players win nine trophies over the last 27 seasons (1990-2016), the 16th most nationally when it comes to trophies (and tied for 16th as well in the number of *different* players who have been honored). The below postseason "hardware" count includes the Heisman Trophy and the Lombardi, Maxwell, Walter Camp, Butkus, Thorpe, O'Brien, Unitas, Groza, Biletnikoff, Doak Walker, Nagurski, Bednarik, Mackey, Tatupu (defunct), Ray Guy, Rimington, Lott, Hendricks, Hornung and Bullworth (on-field player awards only—for example, if the Draddy/Campbell was included, CU would have one more on each list; so players only, no coaches, no "fad" awards around for a year or two, and no Disney Spirit, Orange Bowl Courage, etc. awards). The list of schools that have had winners between 1990 and 2016 (players only; LSU and Michigan players shared the 2004 Rimington Award and thus were both compensated for in the trophy count):

School	Players Trophies	School	Players Trophies	School	Players Trophies	School	Players Trophies	School	Players Trophies
Alabama	19 27	UCLA	8 9	Utah	5 5	Oregon State	3 3	Cincinnati	1 1
Oklahoma	15 25	COLORADO	7 9	TCU	4 5	Purdue	3 3	Colorado State	1 1
Ohio State	14 23	Arizona	6 9	Washington	4 5	Louisiana Tech	2 3	East Carolina	1 1
Texas	12 23	Georgia	6 9	Arizona State	3 5	Maryland	2 3	Fresno State	1 1
Florida State	12 22	Iowa	9 9	Baylor	3 5	N.C. State	2 3	Hawai'i	1 1
Michigan	10 18	Louisville	5 8	Tennessee	3 5	Virginia Tech	2 3	Houston	1 1
Penn State	10 18	Texas A&M	6 7	Brigham Young	2 5	California	2 2	Kentucky	1 1
Miami, Fla.	9 17	Auburn	4 7	Georgia Tech	4 4	Missouri	2 2	Marshall	1 1
Florida	8 15	Pittsburgh	3 7	Kansas State	4 4	Tulane	2 2	Mississippi State	1 1
Notre Dame	8 15	Oklahoma State	6 6	Minnesota	3 4	Virginia	2 2	Rutgers	1 1
Nebraska	9 14	Clemson	5 6	Mississippi	3 4	Wake Forest	2 2	South Carolina	1 1
Wisconsin	10 13	Arkansas	4 6	Northwestern	1 4	Washington State	2 2	Southern Miss	1 1
USC	8 13	Boston College	3 6	Illinois	3 3	West Virginia	2 2	Wyoming	1 1
Louisiana State	7 11	Oregon	2 6	Memphis	3 3	North Carolina	1 2		
Stanford	7 10	Texas Tech	5 5	Michigan State	3 3	Temple	1 2		



2018 OPPONENT SCHEDULES & RESULTS

COLORADO STATE (1-4)

34	✚ HAWAII	43
13	Colorado (Denver)	45
34	ARKANSAS	27
10	at Florida	48
19	ILLINOIS STATE	35
O 6	✚ at San Jose State	
O 13	✚ NEW MEXICO	
O 19	✚ at Boise State	
O 26	✚ WYOMING	
N 10	✚ at Nevada	
N 17	✚ UTAH STATE	
N 22	✚ at Air Force	

UCLA (0-4)

17	CINCINNATI	26
21	at Oklahoma	49
14	FRESNO STATE	38
16	◆ at Colorado	38
O 6	◆ WASHINGTON	
O 13	◆ at California	
O 20	◆ ARIZONA	
O 26	◆ UTAH	
N 3	◆ at Oregon	
N 10	◆ at Arizona State	
N 17	◆ SOUTHERN CALIFORNIA	
N 24	◆ STANFORD	

WASHINGTON (4-1)

16	Auburn (Atlanta)	21
45	NORTH DAKOTA	3
21	◆ at Utah	7
27	◆ ARIZONA STATE	20
35	BRIGHAM YOUNG	7
O 6	◆ at UCLA	
O 13	◆ at Oregon	
O 20	◆ COLORADO	
O 27	◆ at California	
N 3	◆ STANFORD	
N 17	◆ OREGON STATE	
N 23	◆ at Washington State	

WASHINGTON STATE (4-1)

41	at Wyoming	19
31	SAN JOSE STATE	0
59	EASTERN WASHINGTON	24
36	◆ at Southern California	39
28	◆ UTAH	24
O 6	◆ at Oregon State	
O 20	◆ OREGON	
O 27	◆ at Stanford	
N 3	◆ CALIFORNIA	
N 10	◆ at Colorado	
N 17	◆ ARIZONA	
N 23	◆ WASHINGTON	

NEBRASKA (0-4)

S 1	AKRON	cancelled
28	COLORADO	33
19	TROY	24
10	◆ at Michigan	56
28	◆ PURDUE	42
O 6	◆ at Wisconsin	
O 13	◆ at Northwestern	
O 20	◆ MINNESOTA	
N 3	◆ at Ohio State	
N 10	◆ ILLINOIS	
N 17	◆ MICHIGAN STATE	
N 23	◆ at Iowa	

ARIZONA STATE (3-2)

49	TEXAS-SAN ANTONIO	7
16	MICHIGAN STATE	13
21	at San Diego State	28
20	◆ at Washington	27
52	◆ OREGON STATE	24
O 6	◆ at Colorado	
O 18	◆ STANFORD	
O 27	◆ at Southern California	
N 3	◆ UTAH	
N 10	◆ UCLA	
N 17	◆ at Oregon	
N 24	◆ at Arizona	

OREGON STATE (1-4)

31	at Ohio State	77
48	SOUTHERN UTAH	25
35	at Nevada	37
14	◆ ARIZONA	35
24	◆ at Arizona State	52
O 6	◆ WASHINGTON STATE	
O 20	◆ CALIFORNIA	
O 27	◆ at Colorado	
N 3	◆ SOUTHERN CALIFORNIA	
N 10	◆ at Stanford	
N 17	◆ at Washington State	
N 23	◆ OREGON	

UTAH (2-2)

41	WEBER STATE	10
17	at Northern Illinois	6
7	◆ WASHINGTON	21
24	◆ at Washington State	28
O 6	◆ at Stanford	
O 12	◆ ARIZONA	
O 20	◆ SOUTHERN CALIFORNIA	
O 26	◆ at UCLA	
N 3	◆ at Arizona State	
N 10	◆ OREGON	
N 17	◆ at Colorado	
N 24	BRIGHAM YOUNG	

NEW HAMPSHIRE (0-4)

7	□ at Maine	35
3	COLGATE	10
14	at Colorado	45
9	□ at Elon	30
O 6	HOLY CROSS	
O 13	□ STONY BROOK	
O 20	□ DELAWARE	
O 27	□ at Villanova	
N 3	□ JAMES MADISON	
N 10	□ ALBANY	
N 17	□ at Rhode Island	

USC (3-2)

43	NEVADA-LAS VEGAS	21
3	◆ at Stanford	17
14	at Texas	37
39	◆ WASHINGTON STATE	36
24	◆ at Arizona	20
O 13	◆ COLORADO	
O 20	◆ at Utah	
O 27	◆ ARIZONA STATE	
N 3	◆ at Oregon State	
N 10	◆ CALIFORNIA	
N 17	◆ at UCLA	
N 24	NOTRE DAME	

ARIZONA (2-3)

23	BRIGHAM YOUNG	28
18	at Houston	45
62	SOUTHERN UTAH	31
35	◆ at Oregon State	14
20	◆ SOUTHERN CALIFORNIA	24
O 6	◆ CALIFORNIA	
O 12	◆ at Utah	
O 20	◆ at UCLA	
O 27	◆ OREGON	
N 2	◆ COLORADO	
N 17	◆ at Washington State	
N 24	◆ ARIZONA STATE	

CALIFORNIA (3-1)

24	NORTH CAROLINA	17
21	at Brigham Young	18
45	IDAHO STATE	23
24	◆ OREGON	42
O 6	◆ at Arizona	
O 13	◆ UCLA	
O 20	◆ at Oregon State	
O 27	◆ WASHINGTON	
N 3	◆ at Washington State	
N 10	◆ at Southern California	
N 17	◆ STANFORD	
N 24	◆ COLORADO	

KEY: ◆—Pac-12 Conference game; ✚—Mountain West game; ◆—Big Ten Belt Conference game; □—Colonial Athletic Association game.

OPPONENTS & 2018 SCHEDULE TIDBITS

The 12 opponents on the 2018 Colorado schedule combined for an **83-72** record in 2017 (53.6 winning percentage; FBS teams were **74-67**); seven teams earned bowl invitations and an eighth (New Hampshire) the FCS playoffs.

- The Buffaloes opened on a weeknight for the fifth straight season (2015 in Honolulu, and 2014, 2016, 2017 and 2018 in Denver); the Buffs opened the MacIntyre Era on a Sunday in 2013, so Colorado has not opened a season on a Saturday since 2012.
- **Friday Night Lights.** The Buffaloes will play on three Friday nights this fall, once at home (against UCLA on Sept. 28), once on the road (at Arizona on Nov. 2) and once at a neutral site (the season opening 45-13 win against Colorado State in Denver). It will mark the first time in 129 seasons that the Buffaloes will play three regular season games on a Friday; it's just the second time the Buffs will have as many as three non-Saturday games in the same regular season as well: in 2009, the Buffs play two on a Thursday, two on a Friday and one on a Sunday.
- The last time Colorado's home opener at Folsom Field happened as late as the third week of the season was in 2014, after opening against Colorado State in Denver and a road game at Massachusetts in week two. It also occurred in 2010 (CSU in Denver, road game at California), 2007 (CSU in Denver, road contest at Arizona State) and in 2000 (CSU in Denver, road game at Southern California). Otherwise, you have to go back to 1980, when the Buffs traveled to UCLA and then Louisiana State before hosting Indiana.
- New Hampshire represented the school furthest east Colorado will have ever played; the Wildcats are just a bit further east than Boston College (CU faced it in the '99 Insight.com Bowl) and Massachusetts (a two-game home-and-home earlier this decade).
- Colorado's bye week this year came prior to the UCLA game on Friday, Sept. 28; UCLA also had the previous Saturday off. With Nebraska's first game cancelled due to weather, the Huskers wound up with a bye before hosting Colorado; the only other bye week by an opponent over the course of the season will be USC, which has Oct. 6 off before hosting the Buffaloes.
- Colorado traveled **7,086** miles round-trip for its non-Boulder games in 2017: CSU (Denver, 60), UCLA (Los Angeles, 1,666), Oregon State (Eugene, 1,916), Washington State (Lewiston, 1,554), Arizona State (Tempe, 1,178) and Utah (Salt Lake City: 712). In 2016, traveled **11,704** miles over the course of the season (eight trips, including to Denver for CSU, the Pac-12 Championship game and the Alamo Bowl).
- With the three Friday night affairs, Colorado will have had at least one regular season game on a non-Saturday for the 23rd straight season; the Buffs had played the Friday after Thanksgiving from 1996 through 2012, a span of 17 seasons (Nebraska 1995-2010, Utah 2011-12). But starting in 2013, the game with the Utes has been passed on by the Pac-12's television partners for Friday airing.
- Conference regular season misses: the Buffaloes will not play Oregon or Stanford for a second straight year (replaced by California and Washington); Oregon was the last school that came off CU's schedule from the North Division, the only team in the division CU had played in all of its first six years in the conference.



**2018 PAC-12 COMPOSITE SCHEDULE & RESULTS****Week One (Aug. 30-Sept. 1)**

(Aug. 30) UTAH 41, Weber State 10
 (Aug. 31) Colorado 45, Colorado State 13 (Denver)
 (Aug. 31) STANFORD 31, San Diego State 10
 Auburn 21, Washington 16 (Atlanta)
 CALIFORNIA 24, North Carolina 17
 OHIO STATE 77, Oregon State 31
 SOUTHERN CALIFORNIA 43, UNLV 21
 Washington State 41, WYOMING 19
 Cincinnati 26, UCLA 17
 OREGON 58, Bowling Green 24
 ARIZONA STATE 49, Texas-San Antonio 7
 Brigham Young 28, ARIZONA 23

Week Two (Sept. 8)

Colorado 33, NEBRASKA 28
 *STANFORD 17, Southern California 3
 ARIZONA STATE 16, Michigan State 13
 HOUSTON 45, Arizona 18
 OKLAHOMA 49, UCLA 21
 OREGON 62, Portland State 14
 OREGON STATE 48, Southern Utah 25
 California 21, BRIGHAM YOUNG 18
 Utah 17, NORTHERN ILLINOIS 6
 WASHINGTON 45, North Dakota 3
 WASHINGTON STATE 31, San Jose State 0

Week Three (Sept. 15)

COLORADO 45, New Hampshire 14
 *Washington 21, UTAH 7
 STANFORD 30, UC Davis 10
 OREGON 35, San Jose State 22
 CALIFORNIA 45, Idaho State 23
 NEVADA 37, Oregon State 35
 WASHINGTON STATE 59, Eastern Washington 24
 TEXAS 37, Southern California 14
 SAN DIEGO STATE 28, Arizona State 21
 Fresno State 38, UCLA 14
 ARIZONA 62, Southern Utah 31

Week Four (Sept. 21-22)

(Sept. 21) *SOUTHERN CAL 39, Washington State 36
 *Arizona 35, OREGON STATE 14
 *Stanford 38, OREGON 31 (OT)
 *WASHINGTON 27, Arizona State 20

Week Five (Sept. 28-29)

(Sept. 28) *COLORADO 38, UCLA 16
 *ARIZONA STATE 52, Oregon State 24
 *Oregon 42, CALIFORNIA 24
 *Southern California 24, ARIZONA 20
 *WASHINGTON STATE 28, Utah 24
 NOTRE DAME 38, Stanford 17
 WASHINGTON 35, Brigham Young 7

Week Six (Oct. 6)

*Arizona State at Colorado (PAC12), 2:10 p.m.
 *Washington State at Oregon State (PAC12), 7:05 p.m.
 *California at Arizona (FS1), 8:05 p.m.
 *Utah at Stanford (ESPN), 8:30 p.m.
 *Washington at UCLA (FOX), 5:45 p.m.

Week Seven (Oct. 13)

(Oct. 12) *Arizona at Utah (ESPN), 8:00 p.m.
 *Colorado at Southern California (FS-1), 8:30 p.m.
 *Washington at Oregon (ABC/ESPN), 1:30 p.m.
 *UCLA at California (PAC12), 5:00 p.m.

Week Eight (Oct. 20)

(Oct. 18) *Stanford at Arizona State (ESPN), 7:00 p.m.
 *Colorado at Washington
 *Arizona at UCLA
 *California at Oregon State
 *Oregon at Washington State
 *Southern California at Utah

Week Nine (Oct. 26-27)

(Oct. 26) *Utah at UCLA (ESPN), 8:30 p.m.
 *Oregon State at Colorado
 *Arizona State at Southern California
 *Oregon at Arizona
 *Washington at California
 *Washington State at Stanford

Week Ten (Nov. 2-3)

(Nov. 2) *Colorado at Arizona (FS-1), 8:30 p.m.
 *California at Washington State
 *Southern California at Oregon State
 *Stanford at Washington
 *UCLA at Oregon
 *Utah at Arizona State

Week Eleven (Nov. 9)

*Washington State at Colorado
 *California at Southern California
 *Oregon at Utah
 *Oregon State at Stanford
 *UCLA at Arizona State

Week Twelve (Nov. 16)

*Utah at Colorado
 *Arizona at Washington State
 *Arizona State at Oregon
 *Oregon State at Washington
 *Southern California at UCLA
 *Stanford at California

Week Thirteen (Nov. 23-24)

(Nov. 23) Oregon at Oregon State (FS1), 2:00 p.m.
 (Nov. 23) Washington at Wash. St. (FOX), 6:30 p.m.
 *Colorado at California
 *Arizona State at Arizona
 *Stanford at UCLA
 Brigham Young at Utah
 Notre Dame at Southern California

Week Fourteen (Nov. 30)

Pac-12 Championship at Santa Clara (FOX), 6:00 p.m.

All times listed are MDT/MST. Home team in CAPS. *—denotes Pacific-12 Conference game. Television selections Sept. 22 and beyond are made on 12 days' notice by the Pac-12 television partners (ESPN/ABC, FOX/FOX Sports 1 or 2, Pac-12 Networks); ESPN/ABC also has an option of utilizing a 6-day selection process three times annually. With the advent of the Pac-12 Networks (National; Arizona, Mountain, Oregon, Northern California, Southern California, Washington), all conference games and non-league home games will again be televised in 2018 (78 in all). ABC's standard afternoon regional telecast window is at 1:30 p.m. MT in addition to a number of prime-time windows (6 p.m. MT; those games will be selected from the Pac-12, American Athletic, ACC, Big 10 or Big 12). ESPN/ESPN 2 utilizes several windows, including 7 p.m. MT on Thursdays (those games are selected by June 1).

2018 PAC-12 CONFERENCE STANDINGS**South Division (-1)**

School (AP/Coaches)	conference-----					overall-----					Next Up
	W	L	Pct.	Pts	Opp	W	L	Pct.	Pts	Opp	
COLORADO (#21/#22).....	1	0	1.000	38	16	4	0	1.000	161	71	O 6 ARIZONA STATE
Southern California (--/RV)	2	1	.667	66	73	3	2	.600	123	131	O 13 COLORADO
Arizona State (RV/RV)	1	1	1.000	72	51	3	2	.600	158	99	O 6 at Colorado
Arizona	1	1	.500	55	38	2	3	.400	158	142	O 6 CALIFORNIA
UCLA	0	1	.000	16	38	0	4	.000	68	151	O 6 WASHINGTON
Utah	0	2	.000	31	49	2	2	.500	89	65	O 6 at Stanford

North Division (+1)

School (AP/Coaches)	conference-----					overall-----					Next Up
	W	L	Pct.	Pts	Opp	W	L	Pct.	Pts	Opp	
Stanford (#14/#14).....	2	0	1.000	55	34	4	1	.800	133	92	O 6 UTAH
Washington (#10/#10)	2	0	1.000	48	27	4	1	.800	144	58	O 6 at UCLA
Oregon (#18/#18).....	1	1	.500	73	62	4	1	.800	238	122	O 13 WASHINGTON
Washington State (RV/RV).....	1	1	.800	64	63	4	1	.800	195	103	O 6 at Oregon State
California (RV/RV).....	0	1	.000	24	42	3	1	.750	114	100	O 6 at Arizona
Oregon State.....	0	2	.000	38	87	1	4	.200	152	226	O 6 WASHINGTON STATE



A LOOK AT THE PAC-12 DIVISIONS

After the Pac-12 announced it was expanding to 12 teams in 2010 with the additions of Colorado (June 10) and Utah (June 17), later that year the divisions in football only were announced: CU and Utah joined Arizona, Arizona State, Southern California and UCLA in the Pac-12 South; the Oregon and Washington schools along with Cal and Stanford would comprise the Pac-12 North. Here's a look at the divisions and the all-time records of each program as listed by the NCAA through games of September 29 (with 2018 records in parenthesis):

PAC-12 SOUTH	Seasons	Games	W	L	T	Pct.
Arizona (2-3).....	115	1,104	610	461	33	.567
Arizona State (3-2).....	106	1,024	610	390	24	.607
Colorado (4-0).....	129	1,241	704	501	36	.582
Southern California (3-2).....	125	1,232	837	341	54	.701
UCLA (0-4).....	100	1,055	602	416	37	.589
Utah (2-2).....	125	1,162	670	461	31	.591
Totals	6,818	4033	2570	215		.608

PAC-12 NORTH	Seasons	Games	W	L	T	Pct.
California (3-1).....	123	1,249	664	534	51	.551
Oregon (4-1).....	123	1,192	652	494	46	.565
Oregon State (1-4).....	122	1,178	531	597	50	.473
Stanford (4-1).....	112	1,153	649	455	49	.584
Washington (4-1).....	129	1,225	729	446	50	.615
Washington State (4-1).....	123	1,140	539	556	45	.492
Totals.....	7,137	3764	3082	291		.548

ALL-TIME PAC-12 HEAD-TO-HEAD SERIES RECORDS

A look at the team versus team football histories in the Pac-12 (won-lost-tied; does not include vacated games):

School	UA	ASU	CAL	COLO	OREG	OSU	STAN	UCLA	USC	UTAH	WASH	WSU	Totals
Arizona	40-40-1	18-14-2	6-14	16-26	24-15-1	14-16	15-24-2	8-34	19-22-2	11-21-1	27-16	199-241- 9
Arizona State	40-40-1	16-18	8-1	17-19	29-13-1	17-13	13-20-1	12-22	21-8	20-16	26-15-2	219-185- 5
California	14-18-2	18-16	5-4	38-38-1	36-33	41-50-6	33-54-1	30-70-5	6-5	39-55-4	47-27-5	307-370-24
Colorado	14-6	1-8	4-5	9-12	5-5	4-6	4-10	0-12	32-29-3	5-11-1	6-5	84-109- 4
Oregon	26-16	19-17	38-38-1	12-9	64-47-10	32-46-1	28-40	20-39-2	22-9	45-60-5	47-41-7	353-362-25
Oregon State	15-24-1	13-29-1	33-36	5-5	47-64-10	25-56-3	16-43-4	11-62-4	11-9-1	34-64-4	47-52-3	257-444-31
Southern California	34-8	22-12	70-30-5	12-0	39-20-2	62-11-4	63-33-3	49-31-7	11-5	52-29-4	60-10-4	474-189-29
Stanford	16-14	13-17	50-41-6	6-4	46-32-1	56-25-3	41-45-3	33-63-3	4-4	41-42-4	40-27-1	346-314-21
UCLA	24-15-2	20-13-1	54-33-1	10-4	40-28	43-16-4	45-41-3	31-49-7	11-5	40-31-2	40-20-1	358-255-21
Utah	22-19-2	8-21	5-6	29-32-3	9-22	9-11-1	4-4	5-11	5-11	1-11	7-9	104-157- 6
Washington	21-11-1	16-20	55-39-4	11-5-1	60-45-5	65-34-4	42-41-4	31-40-2	29-52-4	11-1	72-32-6	403-321-31
Washington State	16-27	15-26-2	27-47-5	5-6	41-47-7	52-47-3	27-40-1	20-40-1	10-60-4	9-7	32-72-6	254-419-28

PERCEPTION

Here's a quick fact when it comes to CU and Utah joining the Pac-12: the two are travel partners, and most assumed it wouldn't be a cozy as the other five pairs. Well, first of all, it's not like they travel together, the same teams will roll into Boulder and Salt Lake City the same weekends, and the other schools will host CU and Utah in one order or the other. The campus of CU and Utah are 356 miles apart; did you know Washington and Washington State's campuses are 252 miles apart? And the Arizona schools are separated by 102 miles; the others are all under 40, with USC and UCLA the closest. Bottom line is that CU and Utah are not really that far out of whack (Texas A&M and Texas Tech are further apart than the Buffs and the Utes by some 29 miles).



FOLSOM FIELD RANKED SEVENTH TOUGHEST PLACE TO PLAY

Yahoo! Sports in 2012 came out with its top 25 toughest places to play list, and lo and behold, Folsom Field came in at No. 7. In ranking CU in that spot, Yahoo! wrote: "Folsom Field, home of the Colorado Buffaloes, is one of the most underrated venues in college sports. The fans here always cheer hard and loud, and they are quite respectful and friendly to visiting fans." The Top 10 were comprised of: 1. Ohio State (*Ohio Stadium*); 2. Florida (*Ben Hill Griffin Stadium, a.k.a. the Swamp*); 3. Louisiana State (*Tiger Stadium, a.k.a., Death Valley*); 4. Auburn (*Jordan-Hare Stadium*); 5. Michigan State (*Spartan Stadium*); 6. Miami, Fla. (*Sun Life Stadium*); 7. **Colorado (*Folsom Field*)**; 8. West Virginia (*Mountaineer Field at Milan Puskar Stadium*); 9. Iowa (*Kinnick Stadium*); 10. Texas A&M (*Kyle Field*). The next Pac-12 school on the list was Oregon (*Autzen Stadium*) at No. 21, with Washington at No. 23 (*Husky Stadium*).

FOLSOM FIELD #1

LawnStarter.com recently ranked its top 16 College Football Stadiums with the Best Natural Scenery, and lo and behold, coming in at the top was CU's own **Folsom Field**. The top 10: 1. **Folsom Field (Colorado)**; 2. Lavell Edwards Stadium (BYU); 3. Utah Stadium (Utah); 4. Romney Stadium (Utah State); 5. Rose Bowl (UCLA); 6. Sun Bowl (UTEP); 7. Ryan Field (Northwestern); 8. Scott Stadium (Virginia); 9. Michie Stadium (Army); 10. **Kidd Brewer Stadium (Appalachian State)**; 11. Dowdy-Ficklen Stadium (East Carolina); 12. Dix Stadium (Kent State); 13. Memorial Stadium (California); 14. Kenan Stadium (North Carolina); 15. Memorial Stadium (Kansas); 16. Spartan Stadium (San Jose State).

The same publication ranked CU's natural grass field the third best national behind Iowa State (Jack Trice Field) and Northwestern (Ryan Field).

300+ AT FOLSOM

Colorado is now **314-172-10** in its 95th season playing its home games at Folsom Field (**496** in all). The first game at Folsom was Oct. 11, 1924 (*then known as Colorado Stadium, built at a cost of \$75,000*); previous, CU was **73-17-6** at Gamble Field and **19-5** on other grass areas of campus; the Buffs are **406-194-16** all-time at home. The 2016 season marked CU's first winning one at home in six years, as the Buffaloes went **6-0**; Colorado's last winning record at home had been in 2010 (with a 4-2 mark); it was CU's first undefeated season at home since 1994, when the Buffs went 6-0 in the late Rashaan Salaam's Heisman Trophy winning year. Over the 2011-12 seasons, CU was just 1-10 in Boulder before going 3-3 in Folsom in Mike MacIntyre's first season; the Buffs pulled even at home under "Mac" with the 6-0 mark in 2016 (and were **3-3** in 2017) and are now **17-15** at Folsom in his tenure.



ACTIVE COLORADO CAREER STATISTICAL CHARTS

RUSHING

Rk	Player (Seasons)	Att.	Yards	Avg.	TD
1	Eric Bieniemy (1987-90)	699	3,940	5.63	41
2	Phillip Lindsay (2014-17)	750	3,707	4.94	36
3	Rodney Stewart (2008-11)	809	3,598	4.45	25
4	Rashaan Salaam (1992-94)	486	3,057	6.29	33
5	Bobby Purify (2000-04)	595	3,016	5.07	20
10	Herchell Troutman (1994-97)	568	2,487	4.38	21
15	Kayo Lam (1933-35)	313	2,140	6.84	18
20	Carroll Hardy (1951-54)	291	1,999	6.87	23
25	William Harris (1965-67)	330	1,585	4.80	4
30	Mark Hatcher (1984-87)	375	1,470	3.92	16
35	Erich Kissick (1986-89)	256	1,297	5.07	8
40	Michael Adkins II (2013-17)	247	1,200	4.86	13
76	Steven Montez (2016-18)	212	677	3.19	7
91	Kyle Evans (2015-18)	137	521	3.80	5
107	Donovan Lee (2014-18)	85	422	4.96	3
113	Travon McMillian (2018)	54	392	7.26	4

PASSING

Rk	Player (Seasons)	Att-Com-Int	Pct.	Yards	TD	Rating
1	Sefo Liufau (2013-16)	1383-870-36	62.9	9,568	60	130.13
2	Cody Hawkins (2007-10)	1214-667-41	54.9	7,409	60	115.76
3	Joel Klatt (2002-05)	1095-666-33	60.8	7,375	44	124.63
4	Kordell Stewart (1991-94)	785-456-19	58.1	6,481	33	136.47
5	Tyler Hansen (2008-11)	872-505-28	57.9	5,705	35	119.69
6	Koy Detmer (1992-96)	594-350-25	58.9	5,390	40	148.95
7	Steven Montez (2016-18)	628-398-15	63.4	5,084	36	145.52
8	Mike Moschetti (1998-99)	607-366-19	60.3	4,797	33	138.36
9	John Hessler (1994-97)	627-347-26	55.3	4,788	34	129.09
10	Steve Vogel (1981-84)	688-309-33	44.9	3,912	27	96.03
11	Darian Hagan (1988-91)	424-213-19	50.2	3,801	27	137.59
12	Craig Ochs (2000-02)	453-265-15	58.5	3,325	16	125.19
13	Gale Weidner (1959-61)	480-218-32	45.4	3,033	18	97.76

TOTAL OFFENSE

Rk	Player (Seasons)	Rush	Pass	Total	TDR
1	Sefo Liufau (2013-16)	941	9,568	10,509	73
2	Kordell Stewart (1991-94)	1,289	6,481	7,770	48
3	Cody Hawkins (2007-10)	-159	7,409	7,250	67
4	Joel Klatt (2002-05)	-130	7,375	7,245	47
5	Tyler Hansen (2008-11)	478	5,705	6,183	43
6	Darian Hagan (1988-91)	2,007	3,801	5,808	54
7	Steven Montez (2016-18)	654	5,084	5,738	43
8	Koy Detmer (1992-96)	-31	5,390	5,359	43
9	John Hessler (1994-97)	276	4,788	5,064	44
10	Mike Moschetti (1998-99)	70	4,797	4,867	40
11	Bobby Anderson (1967-69)	2,367	2,198	4,565	43
12	Eric Bieniemy (1987-90)	3,940	63	4,003	42
13	Phillip Lindsay (2014-17)	3,707	0	3,707	36

RECEIVING (Receptions)

Rk	Player (Seasons)	No.	Yards	Avg.	TD
1	Nelson Spruce (2012-15)	294	3,347	11.4	23
2	Scotty McKnight (2007-10)	215	2,521	11.7	22
3	Shay Fields (2014-17)	190	2,552	13.4	21
4	Michael Westbrook (1991-94)	167	2,548	15.3	19
5	Paul Richardson (2010-13)	156	2,412	15.5	21
6	Phil Savoy (1994-97)	152	2,176	14.3	14
7	Bryce Bobo (2014-17)	150	1,638	10.9	10
8	Devin Ross (2013-17)	140	1,621	11.6	9
9	Javon Green (1997-2000)	136	2,031	14.9	17
10	Rae Carruth (1992-96)	135	2,540	18.8	20
11	Derek McCoy (2000-03)	134	2,038	15.2	20
12	Charles E. Johnson (1990-93)	127	2,447	19.3	15
13	Monte Huber (1967-69)	111	1,436	12.9	5
14	Phillip Lindsay (2014-17)	110	976	8.8	3
15	*Daniel Graham (1998-2001)	106	1,543	14.6	11
17	Dusty Sprague (2004-07)	103	1,261	12.2	4
18	*Christian Fauria (1991-94)	98	1,058	10.8	11
19	Darrin Chiaverini (1995-98)	97	1,199	12.4	6
20	D.J. Hackett (2002-03)	93	1,194	12.8	9
33	Jay MacIntyre (2015-18)	76	935	12.3	6
60	Donovan Lee (2014-18)	46	244	5.3	1
61	Laviska Shenault (2017-18)	45	749	16.6	4

RECEIVING (Yards)

Rk	Player (Seasons)	No.	Yards	Avg.	TD
1	Nelson Spruce (2012-15)	294	3,347	11.4	23
2	Shay Fields (2014-17)	190	2,552	13.4	21
3	Michael Westbrook (1991-94)	167	2,548	15.3	19
4	Rae Carruth (1992-96)	135	2,540	18.8	20
5	Scotty McKnight (2007-10)	215	2,521	11.7	22
6	Charles E. Johnson (1990-93)	127	2,447	19.3	15
7	Paul Richardson (2010-13)	156	2,412	15.5	21
8	Phil Savoy (1994-97)	152	2,176	14.3	14
9	Derek McCoy (2000-03)	134	2,038	15.2	20
10	Javon Green (1997-2000)	136	2,031	14.9	17
11	Bryce Bobo (2014-17)	150	1,638	10.9	10
12	Devin Ross (2013-17)	140	1,621	11.7	9
13	*Daniel Graham (1998-2001)	106	1,543	14.6	11
14	Monte Huber (1967-69)	111	1,436	12.9	5
15	Dusty Sprague (2004-07)	103	1,261	12.2	4
16	Mike Pritchard (1987-90)	47	1,241	26.4	10
17	Marcus Stiggers (1996-99)	80	1,223	15.1	10
18	Ron Brown (1981-85)	57	1,217	21.4	8
19	Darrin Chiaverini (1995-98)	97	1,199	12.4	6
20	D.J. Hackett (2002-03)	93	1,194	12.8	9
28	Phillip Lindsay (2014-17)	110	976	8.8	3
32	Rodney Stewart (2008-11)	93	969	10.4	0
35	Jay MacIntyre (2015-18)	76	935	12.3	6
42	Laviska Shenault (2017-18)	45	749	16.6	4

ALL-PURPOSE YARDS

Rk	Player (Seasons)	Rush	Rec	KOR	PR	Total
1	Phillip Lindsay (2014-17)	3,707	976	1,077	0	5,760
2	Rodney Stewart (2008-11)	3,598	969	239	22	4,828
3	Eric Bieniemy (1987-90)	3,940	380	31	0	4,351
4	Hugh Charles (2004-07)	2,659	552	411	0	3,622
5	Nelson Spruce (2012-15)	2	3,347	63	180	3,592
10	Charlie Davis (1971-73)	2,958	131	75	0	3,164

YARDS FROM SCRIMMAGE

Rk	Player (Seasons)	Rush	Rec	Total
1	Phillip Lindsay (2014-18)	3,707	976	4,683
2	Rodney Stewart (2008-11)	3,598	969	4,567
3	Eric Bieniemy (1987-90)	3,940	380	4,320
4	Bobby Purify (2000-04)	3,016	508	3,524
5	Rashaan Salaam (1992-94)	3,057	412	3,469
10	Lee Rouson (1981-84)	2,296	699	2,995
15	Lamont Warren (1991-93)	2,242	432	2,674
16	Mervin Hodel (1949-51)	2,102	540	2,642
17	Michael Westbrook (1991-94)	84	2,548	2,632
18	Shay Fields (2014-17)	53	2,552	2,603
20	Paul Richardson (2010-13)	38	2,412	2,450

SCORING

Rk	Player (Seasons)	TD	2Pt	EP-EPA	FG-FGA	PTS
1	Mason Crosby (2003-06)	0	0-0	109-117	66-88	307
2	Will Oliver (2011-14)	0	0-0	129-131	50-69	279
3	Eric Bieniemy (1987-90)	42	1-1	0-0	0-0	254
4	Phillip Lindsay (2014-17)	39	0-0	0-0	0-0	234
5	Jeremy Aldrich (1996-99)	0	0-0	87-95	48-64	231
6	Bobby Anderson (1967-69)	35	1-2	0-0	0-0	212
7	Chris Brown (2001-02)	34	0-0	0-0	0-0	204
8	Rashaan Salaam (1992-94)	33	0-0	0-0	0-0	198
9	Tom Field (1979-83)	0	0-0	82-86	36-55	190
10	Byron White (1935-37)	24	0-0	30-32	1-2	177
11	Mervin Hodel (1949-51)	28	0-0	0-0	0-0	168
11	Aric Goodman (2008-10)	0	0-0	93-96	25-47	168
15	Neil Voskeritchian (1994-95)	0	0-0	95-96	22-34	161
20	James Mayberry (1975-78)	25	0-0	0-0	0-0	150
25	Bob Stransky (1955-57)	21	0-0	12-22	0-0	138
25	Lamont Warren (1991-93)	23	0-0	0-0	0-0	138
25	Scotty McKnight (2007-10)	23	0-0	0-0	0-0	138
30	Rae Carruth (1992-96)	22	0-0	0-0	0-0	132
30	Cortlen Johnson (1998-2001)	22	0-0	0-0	0-0	132
30	Shay Fields (2014-17)	22	0-0	0-0	0-0	132
33	Paul Richardson (2010-13)	21	1-0	0-0	0-0	128
34	Terry Kunz (1972-75)	21	0-0	0-0	0-0	126
35	Bobby Purify (2000-04)	21	0-0	0-0	0-0	126
38	James Stefanou (2017-18)	0	0-0	55-55	22-29	121



ACTIVE COLORADO CAREER STATISTICAL CHARTS, CONTINUED

KICK SCORING

Rk	Player (Seasons)	EP-EPA	FG-FGA	PTS
1	Mason Crosby (2003-06)	109-117	66-88	307
2	Will Oliver (2011-14)	129-131	50-69	279
3	Jeremy Aldrich (1996-99)	87-95	48-64	231
4	Tom Field (1979-83)	82-86	36-55	190
5	Aric Goodman (2008-10)	93-96	25-47	168
6	Neil Voskeritchian (1994-95)	95-96	22-34	161
7	Ken Culbertson (1986-89)	85-87	23-41	154
8	Dave Haney (1968-70)	86-92	21-35	149
9	Jim Harper (1990-91)	71-74	22-35	137
10	Fred Lima (1972-73)	59-62	21-45	122
11	James Stefanou (2017-18)	55-55	22-29	121

PUNTING

Rk	Player (Seasons)	No.	Yards	Avg.	Long	In 20
1	Mark Mariscal (1999-2002)	99	4,632	46.79	68	25
2	Barry Helton (1984-87)	153	6,873	44.92	68	44
3	Keith English (1985-88)	55	2,457	44.67	77	21
4	Zack Jordan (1950-52)	137	6,113	44.62	78	23
5	John Torp (2002-05)	205	9,145	44.61	72	65
12	Alex Kinney (2015-18)	191	7,871	41.21	70	68

INSIDE THE 20: O'Neill 95, Kinney 68, Torp 65, DiLallo 61, Koleski 51,

KICKOFF RETURNS

Rk	Player (Seasons)	No.	Yards	Avg.	TD
1	Ben Kelly (1997-99)	64	1,798	28.1	3
2	Terrence Wheatley (2003-07)	56	1,350	24.1	0
3	Josh Smith (2007-08)	50	1,276	25.5	1
4	M.J. Nelson (1986-89)	51	1,198	23.5	0
5	Walter Stanley (1980-81)	49	1,172	23.9	1
6	Phillip Lindsay (2014-17)	44	1,077	24.5	0
7	Bill Symons (1962-64)	43	1,051	24.4	1
8	Brian Lockridge (2007-11)	44	968	22.0	1
9	Roman Hollowell (1998-2001)	44	914	20.8	0
10	Ryan Severson (2013-16)	40	872	21.8	0
15	Cliff Branch (1970-71)	30	755	25.2	2
19	Donovan Lee (2014-18)	24	617	25.7	0

INTERCEPTIONS

Rk	Player (Seasons)	No.	Yards	Avg.	TD
1	John Stearns (1970-72)	16	339	21.2	0
2	Chris Hudson (1991-94)	15	204	13.6	2
3	Dick Anderson (1965-67)	14	151	10.8	0
3	Terrence Wheatley (2003-07)	14	154	11.0	2
5	Tim James (1987-90)	13	120	9.2	0
5	Tedric Thompson (2013-16)	13	241	18.5	0

TACKLES

Rk	Player (Position, Seasons)	UT	AT	—	TOT	TFL
1	Barry Remington (LB, 1982-86)	245	248	—	493	21- 60
2	Matt Russell (LB, 1993-96)	282	164	—	446	44-144
3	Greg Biekert (LB, 1989-92)	280	161	—	441	33- 73
4	Jordan Dizon (LB, 2004-07)	293	147	—	440	35-137
5	Ted Johnson (LB, 1991-94)	253	156	—	409	21- 61
6	Laval Short (DL, 1976-79)	141	231	—	372	37-239
7	Chad Brown (LB, 1989-92)	242	127	—	369	38-169
8	Michael Jones (LB, 1986-89)	218	131	—	349	13- 41
9	Thaddeus Washington (LB, 2003-06)	202	136	—	338	25- 80
10	Michael Lewis (DB, 1998-2001)	225	111	—	336	17- 73
11	Mickey Pruitt (DB, 1984-87)	201	131	—	332	18- 71
11	Jashon Sykes (LB, 1998-2001)	212	118	—	330	33- 97
13	Rick Gamboa (2015-18)	159	163	—	322	6- 18
13	J.J. Billingsley (DB 2002-06)	211	96	—	307	25-115
14	Steve Rosga (DB, 1992-96)	181	123	—	304	1- 1
14	Don DeLuzio (LB, 1984-88)	175	129	—	304	16- 45
16	Kenneth Olugbode (LB, 2013-16)	193	106	—	299	10- 30
18	Kanavis McGhee (LB, 1987-90)	179	118	—	297	38-163
18	Brian Cabral (LB, 1974-77)	120	177	—	297	10- 38
20	Jeff Smart (LB, 2006-09)	188	103	—	291	12- 34
25	Addison Gillam (LB, 2013-16)	186	84	—	270	26-115
30	Phil Irwin (LB, 1968-70)	88	170	—	258	16- 48
35	Billie Drake (LB, 1970-72)	82	170	—	252	10- 31
40	Jeff Donaldson (DB, 1980-83)	141	103	—	244	11- 47
40	Randy Geist (LB, 1971-73)	85	159	—	244	8- 39
134	Drew Lewis (LB, 2016-18)	70	76	—	146	9- 54

QUARTERBACK SACKS

Rk	Player (Seasons)	No.	Yards
1	Alfred Williams (1987-90)	35	242
2	Ron Woolfork (1990-93)	33	241
3	Greg Jones (1992-96)	25	158
4	Laval Short (1976-79)	24½	192
5	Abraham Wright (2004-06)	21	151
6	Jimmie Gilbert (2013-16)	20	156
16	Derek McCartney (2014-17)	14½	69
19	Garry Howe (1989-90)	13½	90

TACKLES FOR LOSS

Rk	Player (Seasons)	No.	Yards
1	Alfred Williams (1987-90)	59	303
2	Ron Woolfork (1990-93)	53	303
3	Greg Jones (1992-96)	45	205
4	Matt Russell (1993-96)	44	144
5	Leonard Renfro (1989-92)	43	142
25	Addison Gillam (2013-16)	26	115
25	Chidobe Awuzie (2013-16)	26	104
25	Marques Harris (2000-03)	26	102

THIRD DOWN STOPS

Rk	Player (Seasons)	No.
1	Jordan Dizon (2004-07)	48
2	Chidobe Awuzie (2013-16)	47
3	Matt Russell (1993-96)	45
4	Jimmie Gilbert (2013-16)	44
5	Chad Brown (1989-92)	42
10	Ted Johnson (1991-94)	32
---	Rick Gamboa (2015-18)	28
---	*Joel Steed (1988-91; most by a DL)	26

PASS DEFLECTIONS

Rk	Player (Seasons)	No.
1	Marcus Washington (1995-98)	42
2	Damen Wheeler (1996-99)	39
3	Greg Henderson (2011-14)	36
3	Ken Crawley (2012-15)	36
5	Chidobe Awuzie (2013-16)	35
10	Mickey Pruitt (1984-87)	32
10	Isaiah Oliver (2015-17)	32
12	Phil Jackson (2000-03)	29
12	Terrence Wheatley (2003-07)	29
14	Dalton Simmons (1992-96)	28
14	Ahkello Witherspoon (2014-16)	28
16	Deon Figures (1988-92)	27

SPECIAL TEAM TACKLES

Rk	Player (Seasons)	UT	AT	—	Total
1	Ryan Sutter (1994-97)	32	32	—	64
2	Darren Fisk (1995-97)	25	23	—	48
3	Ryan Black (1994-97)	21	19	—	40
4	Paul Rose (1987-90)	14	25	—	39
5	Arthur Jaffee (2008-11)	21	13	—	34
5	Terrel Smith (2010-14)	24	10	—	34
10	Greg Lindsey (1990-93)	23	4	—	27
18	Beau Bisharat (2016-18)	15	8	—	23
19	Ryan Moeller (2014-17)	16	6	—	22

SPECIAL TEAM POINTS

Rk	Player (Seasons)	Points
1	Ryan Sutter (1994-97)	123
2	Arthur Jaffee (2008-11)	88
3	Darren Fisk (1995-97)	86
4	Ryan Severson (2013-16)	84
5	Derrick Webb (2010-13)	81
6	Travis Sandersfeld (2008-11)	72
7	Ryan Black (1994-97)	68
8	Jalil Brown (2007-10)	65
8	Terrel Smith (2010-14)	65
10	Paul Rose (1987-90)	63
14	Ryan Moeller (2014-17)	56
---	Beau Bisharat (2016-18)	53



ALL-BLACK UNIFORMS

Colorado has worn its all black uniforms on **52** occasions, when the Buffaloes wear both black jerseys and black pants, owning a **23-28-1** record; the Buffs have also added black helmets to the look, having worn black top-to-bottom on five occasions (**0-6** in that combo). A little history on the all-black look: the brainchild of then-head coach Bill McCartney, CU first wore the garb on Nov. 28, 1987 for a game after Thanksgiving at the time; the opponent was CU's old Big 8 rival, Nebraska. The Buffs came out and warmed up in gold pants, and upon returning to the locker room at the conclusion of warm-ups, the players found black pants hanging in their lockers. "It was something we thought about a long time ago," Mac said at the time. "You couldn't do this overnight. We didn't tell the kids, and they were real excited." He went on to say that it was planned a month or so out to give the team a shot of adrenaline prior to kickoff.

COLORADO / ALL-BLACK UNIFORMS (23-28-1)

Year	Opponent	Result	Year	Opponent	Result	Year	Opponent	Result	Year	Opponent	Result
1987	Nebraska	L 7-24	1999	Nebraska (OT)	L 30-33	2006	Texas Tech	W 30-6		*Arizona State	L 17-51
1988	Oklahoma	L 14-17	2000	Iowa State	L 27-35		Kansas State	L 21-34	2013	*Arizona	L 20-44
1990	Iowa State	W 28-12	2001	Nebraska	W 62-36		Iowa State	W 33-16		Southern California	L 29-47
1991	Missouri	W 55-7	2002	Kansas State	W 35-31	2007	c—Colorado St. (OT)	W 31-28	2014	*Arizona State	L 24-38
1992	Oklahoma	T 24-24		Baylor	W 34-0		Florida State	L 6-16		Oregon State	L 31-36
1993	Nebraska	L 17-21		Texas Tech	W 37-13		Nebraska	W 65-51	2015	*Southern California	L 24-27
1994	Oklahoma State	W 17-3		Iowa State	W 41-27	2008	c—Colorado State	W 38-17	2016	Utah	W 27-22
1995	Missouri	W 21-0		b—Oklahoma	L 7-29		West Virginia (OT)	W 17-14	2017	*at UCLA	L 23-27
	a—Oregon	W 38-6	2003	Oklahoma	L 20-34		Texas	L 14-38		at Arizona State	L 30-41
1996	Texas	W 28-24		Nebraska	L 22-31	2009	Oklahoma State	L 17-30	2018	UCLA	W 38-16
	Kansas State	W 12-0	2004	Colorado State	W 27-24		Colorado State	L 17-23			
1997	Kansas	W 42-6		Texas	L 7-31		Nebraska	L 20-28			
	Missouri	L 31-41		Kansas State	W 38-31	2011	*Southern California	L 17-42			
1998	Kansas State	L 9-16	2005	Nebraska	L 3-30	2012	UCLA	L 14-42			

a—Cotton Bowl; b—Big 12 Championship at Houston; c—in Denver (*—wore black helmets).

BLACK HELMETS: Colorado has worn black helmets on **18** occasions in its history, usually with a gold or sometimes a silver logo, but once with a pink logo; CU is **3-15** in the black headgear. The games (*—matte black; #—worn with a pink logo as part of Blackout Breast Cancer awareness):

Year	Opponent	Result	Year	Opponent	Result	Year	Opponent	Result
1998	BAYLOR	W 18-16	2013	#ARIZONA	L 20-44	2014	*at Oregon	L 10-44
2011	SOUTHERN CALIFORNIA	L 17-42	2013	at UCLA	L 23-45	2015	*OREGON	L 24-41
2011	at UCLA	L 6-45	2013	at Utah	L 17-24	2015	*SOUTHERN CALIFORNIA	L 24-27
2012	ARIZONA STATE	L 17-51	2014	*ARIZONA STATE	L 24-38	2016	IDAHO STATE	W 56-7
2012	at Arizona	L 31-56	2014	*at Southern California	L 28-56	2017	at UCLA	L 23-27
2013	at Arizona State	L 13-54	2014	*at Arizona	L 20-38	2018	NEW HAMPSHIRE	W 45-14

OTHER UNIFORM LOOKS

GOLD HELMET/WHITE UNIS/BLACK PANTS: Last: **2018** (at Nebraska, W); **2017** (at Oregon State, W); Colorado's standard road combination through much of the 1980s/1990s/2000s.

GOLD HELMET/WHITE UNIS/GOLD PANTS: **2016** (at Arizona, W); **2015** (at Oregon State, W); **2014** (at Massachusetts, W); **2013** (CSU in Denver, W; Oregon State, L; at Washington, L); **2008** (at Texas A&M, L); **2007** (at Iowa State, L; at Arizona State, L); **2006** (at Missouri, L; at Georgia, L); **2004** (UTEP, Houston Bowl, W)

GOLD HELMET/WHITE UNIS/WHITE PANTS: **2018** (CSU in Denver, W); **2013** (at Utah, L); **2010** (at Nebraska, L); **2009** (at Kansas State, L); **2008** (at Nebraska, L; at Florida State, L); **2005** (at Miami-Fla., L); **2004** (at Nebraska, W).

BLACK HELMET/WHITE UNIS/BLACK PANTS (0-5): **2014** (at USC, L); **2013** (at UCLA, L; at Arizona State, L); **2012** (at Arizona, L); **2011** (at UCLA, L)

BLACK HELMET/BLACK UNIS/GOLD PANTS (1-0): **2016** (Idaho State, W).

BLACK HELMET/SILVER UNIS/BLACK PANTS (0-1): **2015** (Oregon, L).

BLACK HELMET/SILVER UNIS/SILVER PANTS (1-0): **2018** (New Hampshire, W).

BLACK HELMET/WHITE UNIS/GOLD PANTS (0-1): **2014** (at Arizona, L).

BLACK HELMET/WHITE UNIS/WHITE PANTS (0-2): **2014** (at Oregon, L); **2013** (at Utah, L).

SILVER HELMET/BLACK UNIS/SILVER PANTS (1-1): **2017** (Washington, L); **2016** (Washington State, W).

SILVER HELMET/SILVER UNIS/SILVER PANTS (1-1): **2016** (at Stanford, W); **2015** (Arizona, L).

SILVER HELMET/WHITE UNIS/SILVER PANTS (0-2): **2016** (at USC, L); **2015** (at Hawai'i, L).

SILVER HELMET/WHITE UNIS/WHITE PANTS (0-2): **2017** (at Washington State, L); **2015** (at Utah, L).

WHITE HELMET/BLACK UNIS/WHITE PANTS (2-1): **2017** (Arizona, L); **2016** (Oregon State, W); **2015** (Nicholls State, W).

WHITE HELMET/SILVER UNIS/WHITE PANTS (1-0): **2017** (Texas State, W).

WHITE HELMET/WHITE UNIS/BLACK PANTS (0-1): **2015** (at Arizona State, L).

WHITE HELMET/WHITE UNIS/SILVER PANTS (0-1): **2015** (at UCLA, L).

WHITE HELMET/WHITE UNIS/WHITE PANTS (2-2): **2017** (at Utah, L); **2016** (at Oregon, W; Washington, L); **2015** (CSU in Denver, W).

IN-SEASON BIRTHDAYS

Here's the list of those coaches and players who have birthdays to celebrate during the 2018 season (starting last week of August; *—denotes on a game day):

Aug. 26 Jonathan Van Diest (20)	Sept. 17 Jack Shutack (22)	Oct. 12 Darrin Chiaverini (41)	Nov. 10 *Joshua Jynes (18)	Dec. 17 Isaiah Lewis (21)
Aug. 31 *Brady Russell (20)	Sept. 18 Evan Worthington (23)	Oct. 12 Aaron Maddox (21)	Nov. 10 *Tim Lynott, Jr. (22)	Dec. 18 J.T. Bale (22)
Aug. 31 *Scott Unrein (30)	Sept. 20 L.J. Wallace (19)	Oct. 14 Heston Paige (20)	Nov. 14 Trey Udoffia (21)	Dec. 19 Jacob Callier (20)
Sept. 1 Daniel Talley (23)	Sept. 24 Gary Bernardi (64)	Oct. 14 Colby Pursell (20)	Nov. 17 *Kary Kutsch (19)	Dec. 21 Bailey Landwehr (23)
Sept. 2 Daniel Arias (20)	Sept. 25 Chase Sanders (21)	Oct. 20 *Kyle Evans (23)	Nov. 18 Erik Lawson (22)	Dec. 28 Deion Smith (19)
Sept. 4 Juwann Winfree (22)	Oct. 1 Brad Forsyth (50)	Oct. 23 Jaylon Jackson (20)	Nov. 19 Frank Phillip (19)	Dec. 29 Kevin George (21)
Sept. 5 Lucas Cooper (21)	Oct. 4 Evan Price (19)	Oct. 23 Dimitri Stanley (19)	Nov. 19 Nate Landman (20)	Dec. 29 Davis Price (21)
Sept. 7 Drew Lewis (23)	Oct. 5 Laviska Shenault (20)	Oct. 25 James Townsend (20)	Nov. 19 Terriek Roberts (21)	Jan. 3 Kabion Ento (22)
Sept. 8 *Jean Onaga	Oct. 9 Sam Noyer (21)	Oct. 27 *Javier Edwards (22)	Dec. 12 Colby Keiter (20)	
Sept. 8 *Lyle Tuiloma (21)	Oct. 10 Chris Mulumba (26)	Nov. 3 Ronnie Blackmon (21)	Dec. 16 Noa Lukela (20)	



2018 SPECIAL GAMES/WEEKENDS

The list of special games/weekends at Folsom Field this fall:

Sept. 15 (New Hampshire): Extra Yard for Teachers

Sept. 28 (UCLA): Leon White Memorial (Sept. 29)

Oct. 6 (Arizona State): Family Weekend; Living Legends
1968 Big 8 Men's Golf Champion Reunion/Recognition

Oct. 27 (Oregon State): Homecoming; Ski Ball Weekend

Nov. 10 (Washington State): CU Athletic Hall of Fame;
Military Appreciation

Nov. 17 (Utah) Honorary C

CU IS BLACK & GOLD, BUT FOLSOM IS "GREEN"

The University of Colorado at Boulder established a goal to move toward zero-waste at Folsom Field during the 2008 football season and invest in local carbon-reduction projects. They anticipated recycling or composting at least 90% of the waste generated at Folsom Field and met those goals. According to U.S. Environmental Protection Agency information and other sources, Folsom Field was the first major sports stadium in the nation, professional or collegiate, to collect all materials in recycling or compost containers, eliminate trash cans and transform its materials collections systems into a zero-waste process. For more information, visit Ralphie's Green Stampede at http://www.cubuffs.com/ViewArticle.dbml?&DB_OEM_ID=600&ATCLID=1549954.

WHO IS/HAS BEEN IN ON OFFENSE & DEFENSE

George Frazier, as he did his freshman year in 2014, appeared on both offense (TE/FB) and defense (DE) as senior in 2017 (he played 506 total snaps between offense, defense and special teams). In 2014, he played both defensive end and fullback for the first time against Arizona State, becoming the first Buff to appear on both sides of the ball since 2005 in the process, and continued to do so the remainder of the season. In 2008, **Eugene Goree** was on-call to do so, as the redshirt frosh was both a DT and an OG during the second half of the season; he did appear on both sides of the ball but not in the same game. Through the years, there have been a few players who wind up playing on both sides of the ball in the same game: **DT John Guydon** was the latest to do, seeing action on defense (13 snaps at tackle) and offense (3 snaps at guard) at Texas on October 15, 2005; it was the first time it happened for a complete series with no gimmicks or special situations since **WR Michael Westbrook** played a series at safety against Baylor in 1993. **DE James Garee** also trotted in on offense in 2005, catching a pass as an end at Miami. **DT Sam Wilder** had been the last before 2005, as he caught a 9-yard pass against Kansas State in 2002. **DT Justin Bannan**, did the same, catching a 12-yard TD pass on his only play at Missouri in 2000. **CB Ben Kelly** tried tailback in 1999 at Texas Tech; he finished with three yards on one carry (a nice 5-yard run was wiped out by a penalty). Between 1994 and 2005, several Buffs played on both sides of the ball, as offensive linemen often played on the goal line or short yardage defense units—**OG Heath Irwin**, **OG Clint Moore**, **OG Chris Naeole**, **OT Melvin Thomas** and **OG Brad Bedell** all did it at one time or another between 1993 and 1998. In 1990, **OLBs Alfred Williams** and **Kanavis McGhee** played some tight end in a 64-3 win over Kansas State (Williams caught a pass for 17 yards, McGhee didn't catch the one thrown his way). The last offensive skill player before Frazier in 2014 to swing over and try some defense was Westbrook (four snaps at strong safety) against Baylor in 1993.

WHY CU AND NOT UC?

A question often asked of many former Big Eight schools: Why is it the University of Colorado, but the moniker is CU and not UC? (The same applies at Kansas—KU, Missouri—MU, Nebraska—NU and Oklahoma—OU). "Midwestern casualness," said CU historian, the late Fred Casotti. It has always been this way at Colorado, for whatever reason, and at the other four—but seemingly nowhere else in the USA (except for Tulsa, but its midwest, too). In the 1950s, there was a concerted effort to eliminate the use of "CU" on the Boulder campus, both as a symbol and in speech, but Casotti said that no one would buy into it. "Nobody would change," he said. "It's easier to say than U of C, UC sounds like slang or something (as in 'you see'), and it was traditional. By trying to eliminate it, they reinforced it."

HISTORY OF THE END ZONE "COLORADO"

As in the south end zone, that is. In 1967, the stadium was lowered when the track was removed, and that area remained basically a dirt hill. Former long-time senior associate A.D. **Jon Burianek** said that we tried to grow grass and bushes there, but none took. The first artificial field was installed during the summer of 1971, and that area was then covered with asphalt and the large, block COLORADO was painted on it, then in all-white block lettering. Trim was later added, and at one time, when blue was one of the school colors, the end zone as well was painted blue instead of the familiar black.

NO. 33 IN THE WORLD

In the 2015 world university rankings by the *TimesHigherEducation.co.uk*, the **University of Colorado** held its previous position of being the **No. 33** ranked university in the world (which translates to the solar system, the galaxy and the universe). Unlike other rankings that are based more on cost of attendance and class sizes, this ranking is based on teaching (the learning environment, 30%), research (volume, income and reputation, 30%), citations (research influence, 30%), international outlook (staff and students, 7.5%) and industry income (innovation, 2.5%). Nine Pac-12 schools made the Top 100, led by Stanford (No. 2) and California (No. 3); Harvard came in at No. 1 with M.I.T. (No. 4) and the University of Cambridge (U.K., No. 5) rounding out the top five. UCLA (No. 12), Washington (No. 16), Colorado (No. 33, the 25th U.S. school), Southern California (No. 47), Arizona (No. 78), Arizona State (No. 79) and Utah (No. 85) completing the Pac-12 listing.

99 IS SO NICE

Colorado scored for the seventh time in its history on a 99-yard drive to close out the scoring in the 2015 Arizona State game. **TB Christian Powell** started it with a 42-yard burst from the CU 1, and a Sefo Liufau-to-Nelson Spruce touchdown pass covering 31 yards ended the seven play march over a gassed ASU defense. CU covered the 99 yards in the third fewest plays of the seven, and it was just the second to occur in Boulder:

99—vs. Northwestern at Evanston, Sept. 29, 1951 (6 plays)

99—vs. Miami, Fla., at Miami, Oct. 13, 1961 (21 plays)

99—vs. Iowa State in Boulder, Oct. 29, 1988 (8 plays)

99—vs. Oklahoma at Norman, Oct. 19, 1991 (8 plays)

99—vs. Oklahoma at Norman, Oct. 19, 1991 (14 plays)

99—vs. Oklahoma State at Stillwater, Oct. 27, 2001 (5 plays)

99—vs. Arizona State in Boulder, Sept. 13, 2014 (7 plays)



AROUND THE NATION

Colorado has traditionally stocked its rosters primarily with players from three states: Colorado, California and Texas (77.8 percent of the entire roster—active and inactive—as of September 25: 90 of 116 players). The roll call of state producers for the Buffaloes: California **41**, Colorado **33**, Texas **16**, Georgia **4**, Florida **3**, Arizona **2**, Hawai'i **2**, Louisiana **2**, Washington **2**, Arkansas **1**, Illinois **1**, Mississippi **1**, New Jersey **1**, Oklahoma **1**, Oregon **1**, South Carolina **1**, Virginia **1**, Wisconsin **1**. That's **18** states total along with **AUSTRALIA (1)** and **FINLAND (1)** that has produced the make-up of this year's team.

➔ **AROUND THE WORLD:** Six Buffaloes were born outside of the United States: **WR Daniel Arias** (Santa Domingo, D.R.), **DL Mo Bandi** (India), **ILB Nate Landman** (Zimbabwe), **DE Chris Mulumba** (Finland), **PK James Stefanou** (Australia) and **OLB Alex Tchangam** (Cameroon).

THE BUFFS IN NFL STADIUMS

The Buffaloes have played **24** games to date in seven current NFL venues, owning a record of **14-10** (10-5 in Denver, 1-0 in Foxborough, 1-0 in San Diego, 1-0 in Seattle, 1-2 in Houston, 0-1 in Jacksonville, 0-1 in Kansas City and 0-1 in Santa Clara). All-time, the Buffs are **20-21-1** playing games in stadiums that simultaneously hosted NFL teams (12-6 in Denver, 1-0 in Foxborough, 1-0 in Irving, 1-0 in San Diego, 1-0 in Seattle, 2-3 in Houston, 1-2 in Miami 1-2 in Tempe, 0-2-1 in Anaheim, 0-1 in Jacksonville, 0-1 in Kansas City, 0-1 in Santa Clara and 0-3 in Los Angeles).

10 (NOT BO DEREK)

With 10 wins in 2016, the Buffaloes had their most victories since finishing 10-3 in 2001. It was the eighth time that the Buffaloes have won 10 or games in a season, joining six previous teams under four different coaches: under Eddie Crowder in **1971** (10-2); under Bill McCartney in **1989** (11-1), **1990** (11-1-1) and **1994** (11-1); under Rick Neuheisel in **1995** (10-2) and **1996** (10-2); under Gary Barnett in **2001** (10-3) and now under **Mike MacIntyre** in 2016 (10-4). Colorado has also won at least nine games 14 times in its history.

➔ CU won six straight conference games in 2016 within the same season for the first time since opening 7-0 in the Big 12 in 1996. In the 1961, 1989 and 1990 seasons, CU also finished 7-0 on its way to Big 8 titles those years. The eight Pac-12 wins in '16 were the most CU has ever won in a conference season.

TOUCHDOWNS ON FIRST CAREER TOUCH

There are now three players on the current CU roster that scored a touchdown on their first career touch (two on offense). **Jay MacIntyre** did it a redshirt frosh against Nicholls State in 2015, and in 2016 against Idaho State, **Kabion Ento** accomplished the feat. Fast-forward to 2017, as WR Laviska Shenault joined the club when he picked up a fumble on punt return duty and raced 55 yards for a score, and in the process became the 15th known player to do so in CU history. Not including those players whose first career interception were returned for scores (see page 28), here's a list of known players in CU history that scored a TD the first time they touched the football:

Player	Date	Opponent	Score	How
Lamar Meyer	Sept. 18, 1954	DRAKE	W 61-0	26 pass from Frank Bernardi
Gerry Leahy	Sept. 25, 1954	COLORADO ST.	W 46-0	8 pass from Homer Scott
Leon Mavity	Sept. 30, 1961	OKLAHOMA ST.	W 24-0	60 yard punt return
Chuck Morris	Nov. 25, 1961	IOWA STATE	W 34-0	12 pass from Pat Young
Roger Wissmiller	Oct. 20, 1962	at Iowa State	L 19-57	2 pass from Frank Cesarek
Larry Ferguson	Sept. 15, 1973	at Louisiana State	L 6-17	37 yard run
Mike Kerin	Sept. 27, 1975	WICHITA STATE	W 52-0	32 yard pass from Jeff Austin
Craig Keenan	Sept. 25, 1982	WYOMING	L 10-24	1 yard run

Player	Date	Opponent	Score	How
James Kidd	Sept. 11, 1993	BAYLOR	W 45-21	25 yard pass from Vance Joseph
Jeremy Bloom	Aug. 31, 2002	Colorado State	L 14-19	75 yard punt return
DaVaughn Thornton	Nov. 6, 2010	at Kansas	L 45-52	12 yard pass from Cody Hawkins
Scott Fernandez	Nov. 10, 2012	at Arizona	L 31-56	71 yard pass from Connor Wood
Jay MacIntyre	Sept. 26, 2015	NICHOLLS STATE	W 48-0	38 yard pass from Sefo Liufau
Kabion Ento	Sept. 10, 2016	IDAHO STATE	W 56-7	69 yard pass from Steven Montez
Laviska Shenault	Sept. 9, 2017	TEXAS STATE	W 37-3	55 yard punt return

SOUTH PARK RALPHIE INTRO

Most know that the creators of Comedy Central's popular *South Park* are University of Colorado alums: **Trey Parker**, **Matt Stone** and animator **Eric Stough**. They voices **Eric Cartman**; he teamed with Eric this summer to create a short (roughly 20 seconds) vignette that debuted during the countdown to kickoff prior to the 2014 Arizona State game. It's been a hit since, especially among the CU student section. Cartman is seen in his usual garb and he introduced Ralphie before the real buffalo led the Buffs on the field.



BUFFS ON ESPN'S GAMEDAY

Colorado has hosted ESPN's College GameDay three times (Sept. 23, 1995 vs. Texas A&M, Oct. 28, 1995 vs. Nebraska, Sept. 14, 1996 vs. Michigan); the Buffs have been the visiting team on three occasions as well (Oct. 29, 1994 at Nebraska, Sept. 30, 1995 at Oklahoma, Sept. 13, 1997 at Michigan).

BUFFS BACK ON TV IN DENVER

CU had been without a weekly television presence in Denver since the 2011-12 athletic year: but in 2016 the Buffs returned to the local airways and for the third straight year, CU Athletics is partnering with **Altitude Sports** in Denver.

The Buffalo Stampede returned with its new home on Altitude (Comcast Ch. 25/725 HD). The show initially airs on Wednesday nights at 11:00 p.m., with several replays over the following two days. It also is picked up by Pac-12 Mountain and repeats a few times weekly as well.

It will again run through the men's and women's basketball seasons.

**GAME 1: COLORADO 45, COLORADO STATE 13 (AUGUST 31, 2018) BRONCOS STADIUM AT MILE HIGH, DENVER**

DENVER — Colorado's offense set the pace early and CU's defense followed suit, leading the Buffaloes to a 45-13 season-opening win over rival Colorado State in the Rocky Mountain Showdown.

The win was Colorado's fourth in a row in the series.

Led by quarterback Steven Montez, the Buffs scored on their first three possessions of the game to take a 21-7 lead at the end of the first quarter. CU built the lead to 28-10 by halftime, and then put the game away with two more touchdowns early in the third quarter.

Montez completed 22 of his 25 attempts for 338 yards and four touchdowns, and he also ran for a 38-yard touchdown, CU's first score of the evening. Laviska Shenault Jr. led all receivers with 11 receptions for 211 yards and a score, wide receiver K.D.

Nixon added six catches for 112 yards and a score, and graduate transfer Travon McMillian carried the ball 10 times for 103 yards and a touchdown in his first appearance in a Colorado uniform.

It was the first time in CU history that Colorado had a 300-yard passer, a 200-yard receiver and a 100-yard rusher in the same game.

Defensively, the Buffs were also solid across the board. Sophomore linebacker Nate Landman finished with 16 tackles, including two for loss, and an interception in his first start while sophomore defensive lineman Mustafa Johnson had five tackles, half a sack, 1.5 tackles for loss and a tipped pass in his CU debut.

The Buffs hit the Rams from every angle — on the ground, with short passes and with the deep ball — and Colorado State's defense never came up with an answer. Colorado finished with a healthy 596-284 edge in total yardage while dominating

virtually every statistical category. The Buffs averaged 9.2 yards per play, nearly tripling the output of CSU (3.7 per play).

Colorado went 75 yards to the end zone on five plays on the first drive of the game, with Montez covering the last 38 yards on a run, then added a five-play, 87-yard scoring drive on its next possession. Nixon capped the drive with his first touchdown as a Buff, a 46-yard reception down the sidelines on a perfect throw from Montez.

CSU temporarily ended the CU run with a 75-yard drive of their own, scoring on a 26-yard pass from K.J. Carta-Samuels to Olabisi Johnson to cut CU's lead to 14-7.

But the Buffs regained control with another 75-yard march, this one using up nine plays. McMillian carried three times for 40 yards on the march before Montez connected with Beau Bisharat from 4 yards out to give CU a 21-7 lead with 2:29 still left in the first quarter.

The Buffs got one more touchdown before the half, a 4-yard scoring toss to Beau Bisharat, then put the game away with two early scores in the third period.

Montez connected with Shenault on an 89-yard touchdown play for a 35-10 lead on CU's first possession of the second half, and one series later, the Buffs went 70 yards in five plays, with running back Travon McMillian covering the last 49 with a nice inside-outside run to give the Buffs a 42-10 lead.

Shenault's 211 yards receiving was the fourth-best single game in CU history while Montez's 12 straight completion to open the game tied the CU record, matching the mark set by Joel Klatt against Missouri in 2005. Their 89-yard touchdown connection was the longest CU play from scrimmage since Robert Hodge threw a 94-yard scoring pass to Jeremy Bloom against Kansas State in 2002.

COLORADO	21	7	17	0	—	45
Colorado State	7	3	0	3	—	13

SCORING	Score	Time	Qtr
COLORADO — Montez 38 run (Stefanou kick)	7- 0	13:36	1Q
COLORADO — Nixon 46 pass from Montez (Stefanou kick)	14- 0	8:17	1Q
COLORADO STATE — Johnson 26 pass from Carta-Samuels (Bryan kick)	14- 7	5:54	1Q
COLORADO — Bisharat 4 pass from Montez (Stefanou kick)	21- 7	3:25	1Q
COLORADO — Winfree 4 pass from Montez (Stefanou kick)	28- 7	6:14	2Q
COLORADO STATE — Bryan 51 FG	28-10	0:00	2Q
COLORADO — Shenault 89 pass from Montez (Stefanou kick)	35-10	12:41	3Q
COLORADO — McMillian 49 run (Stefanou kick)	42-10	8:46	3Q
COLORADO — Stefanou 39 FG	45-10	3:23	3Q
COLORADO STATE — Bryan 27 FG	45-13	8:39	4Q

Attendance: 70,158 **Time:** 3:29

Weather (74°): mostly cloudy skies, 31% humidity, 7 mph winds from the south

TEAM STATISTICS	COLORADO	CSU
First Downs.....	23	20
Third Down Efficiency (Fourth).....	4-9 (0-1)	7-19 (1-1)
Rushes—Net Yards	40-258	39-103
Passing Yards	338	181
Passes (Att-Comp-Int).....	25-22-1	37-19-1
Total Offense	596	284
Return Yards	87	0
Punts: No-Average	3-43.3	9-48.8
Fumbles: No-Lost	3-1	0-0
Penalties/Yards	6/44	5/35
Quarterback Sacks—Yards	3-16	0-0
Time of Possession	26:33	33:27
Drives/Average Field Position	13/C30	14/CS23
Red Zone: Scores-Attempts (Points)	3-3 (17)	1-1 (3)

INDIVIDUAL STATISTICS

Rushing—**Colorado:** McMillian 10-103, Evans 12-59, Bisharat 7-52, Montez 3-34, Fontenot 3-14, Shenault 1-5, Noyer 1-minus 3, Team 3-minus 6. **CSU:** McElroy 14-61, Matthews 15-30, Hall 1-8, Carta-Samuels 9-4.

Passing—**Colorado:** Montez 25-22-1, 338, 4 td. **CSU:** Carta-Samuels 33-18-1, 176, 1 td; Hill 4-1-0, 5, 0 td.

Receiving—**Colorado:** Shenault 11-211, Nixon 6-112, Winfree 2-7, MacIntyre 1-10, Bisharat 1-4, Brown 1-minus 6. **CSU:** Johnson 6-82, Williams 6-49, Matthews 3-14, Jackson 1-12, Butler 1-9, Scott 1-8, Hall 1-7.

Punting—**Colorado:** Kinney 3-43.3 (45 long, 1 In20). **CSU:** Stonehouse 9-48.8 (61 long, 4 In20).

Punt Returns—**Colorado:** R.Blackmon 5-82. **CSU:** Johnson 1-0. **Kickoff Returns**—**Colorado:** Lee 1-31. **CSU:** Hawkins 1-21.

Tackle Leaders—**Colorado:** Landman 4,10—14; Abrams 6,2—8; Gamboa 3,4—7; Johnson 6,0—6; Wigley 5,0—5; Worthington 2,3—5; Franke 3,1—4; Mulumba 3,1—4; Fisher 2,2—4; Taylor 2,1—3; Wells 2,1—3; Trego 2,0—2; Tuiloma 2,0—2. **CSU:** Watson 8,7—15; Hubbard 3,4—7; Sutton 2,4—6; Hicks 1,5—6; Thomas 0,6—6; Bombek 3,1—4; Ajayi 2,1—3.

Quarterback Sacks—**Colorado:** Callier 1-8, Jackson 1-0, Gamboa ½-5, Sparaco ½-5. **CSU:** none.

Interceptions—**Colorado:** Landman 1-2. **CSU:** Banks 1-0. **Passes Broken Up**—**Colorado:** Lewis 2, Abrams, R.Blackmon, Johnson, Landman, Rakestraw. **CSU:** none.

GAME NOTES

This was CU's third straight win in a season opener, the first time reeling off three in a row since 2003-05 (all against CSU both times) ... MacIntyre is now 4-2 in season openers at CU and is 7-1 against CSU overall (2-0 at San Jose State) ... Buffs now lead the series 66-22-2 (12-6 in Denver, 22-8 since it was resumed in 1983) ... Colorado improved to 80-44-5 in 129 season openers ... CU has won four straight in the series, the longest run by either school since the Buffs claimed eight straight from 1987 through 1998 (CU has outscored the Rams 133-47 in the streak) ... The 45 points by CU are the most in the series since 1996 (a 48-34 CU win in Fort Collins) ... QB Steven Montez added to his developing list of school records, completing 88 percent of his passes to set the mark for highest completion percentage with minimums of 20 and 25 attempts, while tying the school mark of 12 straight completions to open a game (matching Joel Klatt versus Missouri in 2005) ... Colorado had a 300-yard passer, a 200-yard receiver and a 100-yard rusher for the first time in its history CU was 9-of-9 on 2nd-&-4 or less until the kneel-down in the final series (13-of-23 overall on second down) ... On the four third downs CU converted, it gained 186 yards (5, 89, 49, 43) ... CU dressed 92 players for the game, 50 of whom had never played a snap for the Buffaloes; but 34 of those would appear in the game and 76 played overall ... Colorado sold 38,399 tickets (11,440 student) for the game; CSU sold 28,920; and the Broncos/Ticketmaster moved 2,839 ducats.

**GAME 2: COLORADO 33, NEBRASKA 28****(SEPTEMBER 8, 2018)****MEMORIAL STADIUM, LINCOLN**

LINCOLN, Neb. — A 40-yard touchdown pass from Steven Montez to wide receiver Laviska Shenault Jr. with 1:06 left on the clock gave the Buffs a come-from-behind 33-28 win over Nebraska at Memorial Stadium.

CU rallied from deficits of 21-14 and 28-20 to collect the victory, and overcame a pair of missed field goals in the fourth quarter that would have given the Buffs the lead each time. NU missed one field goal try in the fourth period.

After the final score, CU's defense came up with a defensive stop on Nebraska's last possession to seal the victory, forcing three straight incompletions from backup quarterback Andrew Bunch on NU's last three plays.

CU improved to 2-0 with the victory — Colorado's first in Lincoln since 2004 — while Nebraska fell to 0-1 as the Buffaloes spoiled the opener of the Scott Frost era, which had been delayed a week after NU's game a week earlier was cancelled due to weather.

The winning touchdown came after the CU defense had produced its fourth straight stop in the fourth quarter to force a punt. Trailing 28-27, the Buffs went 77 yards in seven plays and benefited from a Nebraska personal foul penalty on third down.

Early in the game, Colorado struck first with two quick touchdowns, both after Nebraska fumbles, to take a 14-0 lead in the first quarter.

Following a Davion Taylor fumble recovery the Buffs went 86 yards in eight plays for the score. Montez was 6-for-6 in the air on the drive, including a 3-yard touchdown pass to Jay MacIntyre.

Mustafa Johnson then recovered a fumble on NU's next possession, and four plays later, the Buffs had their second touchdown. Shenault carried in from 3 yards out on fourth-and-1 on a direct snap to help CU to a 14-0 lead.

NU then scored the game's next three touchdowns. The Huskers went 75 yards in eight plays for a score on their next possession, with QB Adrian Martinez covering the last 41 on a run around the left end to cut CU's lead to 14-7.

Nebraska then drove 52 yards in seven plays for the tying touchdown, with Devine Ozigbo scoring from 1 yard out.

Following CU's fourth straight 3-and-out, Nebraska drove for the go-ahead touchdown, marching 79 yards in eight plays. Martinez, who had 172 yards total offense in the first half, carried in from 3 yards out to give NU a 21-14 lead with 3:07 to go in the half.

Colorado finally moved the ball again on its last possession of the half, driving 52 yards to the NU 23 before finally settling for a 40-yard James Stefanou field goal to pull within 21-17 at the half.

The Buffs opened the second half with another field goal, driving 55 yards for a 35-yard Stefanou kick to pull within one, 21-20. CU then forced a Nebraska punt to regain possession, but couldn't move and the Huskers answered with a six-play, 80-yard scoring drive. Martinez finished the drive with a 57-yard scoring toss to wide receiver JD Spielman for a 28-20 NU lead.

But Colorado refused to go away; the Buffs took the ensuing kickoff and went 75 yards in 11 plays for a touchdown. The Buffs converted three third downs on the drive — including a third-and-19 and a third-and-16 — before scoring on third-and-7 on a Montez 8-yard toss to MacIntyre to close within 28-27 with 1:24 to go in the quarter.

Nebraska then missed a field goal try and CU missed a pair of attempts in the fourth quarter. Both teams also came up short on fourth-down tries and Buffs linebacker Nate Landman ended one NU drive with his second interception of the season.

COLORADO	14	3	10	6	—	33
Nebraska	7	14	7	3	—	28

SCORING	Score	Time	Qtr
COLORADO — MacIntyre 3 pass from Montez (Stefanou kick)	7- 0	9:00	1Q
COLORADO — Shenault 3 run (Stefanou kick)	14- 0	6:47	1Q
Nebraska — Martinez 41 run (Pickering kick)	14- 7	3:47	1Q
Nebraska — Ozigbo 8 run (Pickering kick)	14-14	10:15	2Q
Nebraska — Martinez 3 run (Pickering kick)	14-21	2:24	2Q
COLORADO — Stefanou 40 FG	17-21	0:28	2Q
COLORADO — Stefanou 35 FG	20-21	10:59	3Q
Nebraska — Spielman 57 pass from Martinez (Pickering kick)	20-28	5:35	3Q
COLORADO — MacIntyre 8 pass from Montez (Stefanou kick)	27-28	1:24	3Q
COLORADO — Shenault 40 pass from Montez (pass failed)	33-28	1:06	4Q

Attendance: 89,853 **Time:** 3:41

Weather (70°): overcast, 85% humidity, 9-11 mph winds from the northeast

TEAM STATISTICS	COLORADO	NEBRASKA
First Downs.....	26	25
Third Down Efficiency (Fourth).....	6-18 (2-3)	5-13 (0-3)
Rushes—Net Yards	35-44	54-329
Passing Yards	351	236
Passes (Att-Comp-Int).....	50-33-0	29-19-1
Total Offense	395	565
Return Yards	32	- 2
Punts: No-Average	5-43.8	3-42.7
Fumbles: No-Lost.....	0-0	3-2
Penalties/Yards	8/46	11/95
Quarterback Sacks—Yards	2-12	7-43
Time of Possession	30:15	29:45
Drives/Average Field Position	14/C33	15/N26
Red Zone: Scores-Attempts (Points).....	3-4 (17)	2-2 (14)

INDIVIDUAL STATISTICS

Rushing—Colorado: McMillian 8-25, Evans 12-25, Shenault 2-5, Nixon 2-minus 4, Montez 11-minus 7. **Nebraska:** Martinez 15-117, Bell 13-104, Ozigbo 14-60, Washington 8-34, Lindsey 2-9, Spielman 1-4, Bunch 1-1.

Passing—Colorado: Montez 50-33-0, 351, 3 td. **Nebraska:** Martinez 20-15-1, 187, 1 td; Bunch 9-4-0, 49, 0 td.

Receiving—Colorado: Shenault 10-177, MacIntyre 8-45, Winfree 5-48, Nixon 5-39, Brown 2-28, McMillian 2-5, Evans 1-9. **Nebraska:** Morgan 5-75, Spielman 3-67, Williams 3-40, Ozigbo 2-17, Washington 2-16, Bell 2-3, Rafdal 1-14, Stoll 1-4.

Punting—Colorado: Kinney 1-54.0 (54 long, 1 In20), Price 4-40.8 (48 long, 0 In20). **Nebraska:** Lightbourn 3-42.7 (47 long, 1 In20).

Punt Returns—Colorado: R.Blackmon 2-10. **Nebraska:** Lindsey 3-minus 2. **Kickoff Returns—Colorado:** R.Blackmon 1-27, Nixon 1-24. **Nebraska:** Spielman 2-35, Stoll 1-10.

Tackle Leaders—Colorado: Landman 7,7—14; Gamboa 5,8—13; Johnson 7,3—10; Abrams 6,3—9; Lewis 5,2—7; Worthington 5,1—6; Edwards 4,2—6; Fisher 5,0—5; Wigley 4,0—4; Mulumba 3,0—3; Udoffia 3,0—3; Taylor 2,0—2. **Nebraska:** Barry 4,8—12; Gifford 3,8—11; Ferguson 5,5—10; Young 4,5—9; Williams 4,4—8; Davis 4,2—6.

Quarterback Sacks—Colorado: Johnson 2-12. **Nebraska:** Davis 2-16, Gifford 1½-11, Akinmoladun 1½-3, Stille 1-9, Ferguson 1-4.

Interceptions—Colorado: Landman 1-22. **Nebraska:** none. **Passes Broken Up—Colorado:** Lang, Wigley, Worthington. **Nebraska:** Bootle 2, Williams.

GAME NOTES

Colorado won for the first time in Lincoln since a 26-20 verdict in 2004; the Huskers lead the series **49-19-2** overall, 26-9 at home ... MacIntyre improved to **15-5** in non-conference games at Colorado ... CU scored on its second straight opening game drive, marching 86 yards in eight plays; as with the CSU game last week (7-75), the Buffaloes did not have a third down on either possession ... **QB Steven Montez** had 344 yards of total offense to climb to **5,261** for his career, as he became the ninth player in CU history to eclipse 5,000 yards ... **WR Laviska Shenault** (10-177, 1 TD receiving) had 21 receptions for 388 yards in the first two games, the second-most receiving yards in back-to-back games in CU history. He also became the third player in the MacIntyre Era to score touchdowns rushing and receiving in the same game (joining Phillip Lindsay vs. UCLA at Pasadena, Sept. 30, 2017 (1 rush, 1 receiving) and George Frazier at California, Sept. 27, 2014 (1 rush, 1 receiving) ... **QB Josh Goldin**, equipment manager-turned-walk-on, saw his first career action as a Buff, replacing **P Alex Kinney** as the holder on placements; Kinney was injured on his first punt making a tackle (broken collarbone) ... **WR Jay MacIntyre** (8-45, 2 TD) had career high eight receptions and his first career 2-TD game ... **ILB Rick Gamboa** became the 16th player in Colorado history to record 300 tackles, hitting the mark with his first tackle in the game (he passed three players into 13th all-time on CU's tackles list) ... PK James Stefanou is now 44-of-44 pm PAT kicks to open his CU career, setting the school mark for the most consecutive PAT makes to start a career; Neil Voskeritchian was 41-of-41 in the first 10 games of his career in 1994.

**GAME 3: COLORADO 45, NEW HAMPSHIRE 14****(SEPTEMBER 15, 2018)****FOLSOM FIELD, BOULDER**

BOULDER — Colorado's offense put 28 points on the board in the first half and the defense pitched a first-half shutout, paving the way for a 45-14 win over New Hampshire at Folsom Field.

The Buffs — who then quickly put the game out of reach by scoring on the first play of the second half — improved to 3-0 while the visiting Wildcats dropped to 0-3. Colorado also improved to 6-2 all-time against FCS schools.

Once again, Colorado's defense set the table nicely for the offense. The Buffs forced a pair of first-half turnovers, with the first — a Rick Gamboa interception on UNH's first possession — leading to Colorado's first score of the game, a 28-yard Steven Montez pass to Laviska Shenault Jr. The second, a Davion Taylor fumble recovery and 14-yard return for a touchdown, gave the Buffs their 28-0 halftime lead.

Taylor's fumble return — his second recovery in the last two games — was the sixth takeaway of the season for the Buffs, with CU converting five of them into touchdowns. The Buffs then added another fumble recovery late in the final period.

Colorado was dominant on both sides of the ball. The Buffs held a commanding 234-75 edge in yardage after just two quarters, with Montez completing 14 of 19 attempts for 167 yards and a score. Shenault, who entered the game as the nation's leading receiver, had five catches for 67 yards in two quarters of play, and caught a touchdown pass for his third straight game to start the season.

Running back Travon McMillian, meanwhile, ran 15 times for a career-high 162 yards and two scores. His first touchdown, out of the wildcat formation, came from 1 yard out and gave the Buffs a 14-0 lead in the second quarter. His second, a 75-yard jaunt on the opening play of the third quarter, gave CU a 35-0 lead. Junior running back Beau Bisharat also had a career-best day, finishing with 92 yards on 13 carries and a career-long 47-yard run.

The Wildcats finally got on the board in the third quarter when UNH linebacker Pop Lacey intercepted CU backup quarterback Sam Noyer and returned the ball 15 yards for a score. Colorado answered with a 19-yard James Stefanou field goal before the Wildcats finally scored an offensive touchdown, getting a 71-yard touchdown pass from Christian Lupoli to Neil O'Connor.

But Colorado then put the final points of the day on the board by going 43 yards in nine plays and 5:21, their longest scoring drive in terms of time in the first three games. Redshirt freshman running back Alex Fontenot capped the drive with a 15-yard run.

While the Buffs were in control for most of the game, the Wildcats did have a chance to get on the board early. After a 55-yard drive that ended with McMillian's 1-yard scoring run, UNH finally drove into CU territory, only to have a field goal attempt hit the right upright.

Colorado then answered with a 75-yard scoring drive to take a 21-0 lead, with Kyle Evans scoring from 6 yards out to essentially put the game away.

For the third straight game, Colorado's defense produced at least one takeaway, with the offense converting at least one of those takeaways into a touchdown for the third straight time. The Buffs defense also continued to get good pressure on the quarterback, finishing with five sacks by five different players.

Players getting their first starts for CU included junior wide receiver Tony Brown and redshirt freshman offensive lineman Jacob Moretti.

The win also marked the third straight game with at least 33 points for the Buffs to start the season, with Mike MacIntyre joining Gary Barnett as the only coaches to open 3-0 in their sixth season as CU's head coach.

New Hampshire	0	0	14	0	—	14
COLORADO	7	21	10	7	—	45

SCORING	Score	Time	Qtr
COLORADO — Shenault 28 pass from Montez (Stefanou kick)	7- 0	10:06	1Q
COLORADO — McMillian 1 run (Stefanou kick)	14- 0	10:45	2Q
COLORADO — Evans 6 run (Stefanou kick)	21- 0	3:57	2Q
COLORADO — Taylor 14 fumble return (Stefanou kick)	28- 0	2:36	2Q
COLORADO — McMillian 75 run (Stefanou kick)	35- 0	14:48	3Q
New Hampshire — Lacey 15 interception return (McPike kick)	35- 7	6:56	3Q
COLORADO — Stefanou 19 FG	38- 7	3:27	3Q
New Hampshire — O'Connor 71 pass from Lupoli (Hughes kick)	38-14	2:38	3Q
COLORADO — Fontenot 15 run (Stefanou kick)	45-14	4:24	4Q

Attendance: 42,360 **Time:** 3:48
Weather (90°): clear skies, 13% humidity, 6 mph winds from the east

TEAM STATISTICS	COLORADO	NEW HAMP.
First Downs.....	21	15
Third Down Efficiency (Fourth).....	5-15 (1-2)	4-16 (2-4)
Rushes—Net Yards	51-311	31-42
Passing Yards	180	228
Passes (Att-Comp-Int).....	24-17-2	39-16-1
Total Offense	491	270
Return Yards	44	22
Punts: No-Average	5-38.6	6-49.7
Fumbles: No-Lost.....	4-0	2-2
Penalties/Yards	6/60	6/35
Quarterback Sacks—Yards	5-33	2-10
Time of Possession	32:32	27:28
Drives/Average Field Position	14/C32	15/NH24
Red Zone: Scores-Attempts (Points).....	4-5 (24)	0-1 (0)

INDIVIDUAL STATISTICS

Rushing—Colorado: McMillian 15-162, Bisharat 13-92, Fontenot 8-29, Evans 5-25, Sanders 4-8, Montez 0-0, Noyes 2-minus 5. **New Hampshire:** Coyne 3-21, Washington 5-13, Lupoli 11-8, Bryant 5-7, Gallagher 2-minus 1, Herion 1-minus 2, Gray 3-minus 3, Team 1-minus 1.

Passing—Colorado: Montez 19-14-1, 166, 1 td; Noyer 5-3-1, 14, 0 td. **New Hampshire:** Lupoli 31-13-1, 160, 1 td; Herion 8-3-0, 68, 0 td.

Receiving—Colorado: Nixon 6-30, Brown 5-80, Shenault 5-67, Ento 1-3. **New Hampshire:** O'Connor 5-98, Gray 3-27, Washington 2-14, Lubischer 1-37, Gibson 1-21, Gallagher 1-10, Love 1-10, Coyne 1-7, Presley 1-4.

Punting—Colorado: Davis 5-38.6 (44 long, 0 In20). **New Hampshire:** Sanborn 6-49.7 (60 long, 4 In20).

Punt Returns—Colorado: R.Blackmon 3-17, Lee 1-minus 4. **New Hampshire:** Coyne 1-7. **Kickoff Returns—Colorado:** none. **New Hampshire:** Bryant 1-16, Washington 1-10.

Tackle Leaders—Colorado: Johnson 6,1—7; Landman 4,2—6; Abrams 4,0—4; Edwards 4,0—4; Franke 3,1—4; Gamboa 3,1—4; Worthington 3,1—4; Callier 3,0—3; Taylor 3,0—3; Miller 2,1—3; Fisher 2,0—2; Lewis 2,0—2; Talley 2,0—2; Wells 2,0—2. **New Hampshire:** Lacey 8,2—10; Horn 5,0—5; Kuehl 5,0—5; Smith 5,0—5; Ellison 3,2—5; Perkins 2,3—5.

Quarterback Sacks—Colorado: Callier 1-9, Edward 1-6, Landman 1-6, Johnson 1-2, Team 1-10. **New Hampshire:** Carter 2-10.

Interceptions—Colorado: Gamboa 1-17. **New Hampshire:** Lacey 1-15. **Passes Broken Up—Colorado:** Abrams 3, M. Blackmon, Fisher, Franke, Udoffia. **UNH:** Carter, Ellison, Smith.

GAME NOTES

The temperature at kickoff — 90 degrees — tied for the fourth warmest in Folsom Field history; it tied for the 11th warmest overall ... Colorado opened 3-0 for the 42nd time in its history (129 seasons), and is 3-0 in back-to-back seasons for the first time since 1994-95 ... The Buffs improved to 6-2 against FCS opponents (all since 2006), with wins in five straight ... The Buffs are now 16-3 against non-conference opponents in the regular season under Mike MacIntyre (plus 0-1 in bowls; and 15-0 when holding the opponent to 17 points or less) ... CU won for the first time on Sept. 15 (now 1-6) ... CU is now 122-2 all-time when scoring 43 or more points ... Colorado's last 16 plays were rushes, as were 28 of its last 29; in fact, CU had 51 rushing attempts compared to 24 passing; the last time CU had a ratio of over 2-to-1, rushing to passing plays, was on Sept. 12, 2015 against Massachusetts (59 to 24) ... This marked just the fifth time in CU history the Buffs have scored 30 or more points in each of the first three games of the season (joining 1896, 1923, 1993 and 1995) ... New Hampshire gained 106 yards on 28 first down plays (3.8 per); but 82 of those yards came on two plays (otherwise 24 yards on 26 plays); the Buffs held UNH to 19 plays of 2 yards or less, 10 of those zero gains along with eight negative plays ... The 162 yards for **TB Travon McMillian** was a career-high for him (second 100-yard game at Colorado); his best game at Virginia Tech came his redshirt freshman year (2015) when had 142 (on 29 carries) against Duke in Blacksburg ... CU is now 2-2 going into a bye week under MacIntyre; the other win was in 2016 when the Buffs won at Stanford and had the following Saturday off before hosting UCLA.

**GAME 4: COLORADO 38, UCLA 16****(SEPTEMBER 28, 2018)****FOLSOM FIELD, BOULDER**

BOULDER — Colorado scored 24 unanswered points in the second half to overcome a 16-14 deficit and take a 38-16 win over UCLA in the Pac-12 opener for both teams.

Colorado improved to 4-0 with the win, the first 4-0 start by the Buffs since 1998, while the Bruins dropped to 0-4 for the first time since 1971.

Colorado put together touchdown drives of 75, 67 and 63 yards after halftime, and added a 51-yard march for a field goal as well.

After a see-saw first half that saw the Buffs trail in the first quarter for the first time this season, CU came back to hold a 14-13 lead at the half. UCLA then drove for a field goal on its first possession of the third quarter and the Buffs trailed 16-14.

But CU regained the lead by driving 75 yards on seven plays and never trailed again. The biggest play of the drive was a 31-yard throw from wide receiver Jay MacIntyre to running back Kyle Evans that gave the Buffs first-and-goal at the UCLA 9. Three plays later, Laviska Shenault Jr. scored from 1 yard out on a direct snap and James Stefanou's PAT gave CU a 21-16.

CU's defense followed the score with a three-and-out defensive stop that led to a 67-yard CU scoring drive. Quarterback Steven Montez completed two passes for 10 yards to MacIntyre and Shenault on the drive, then had a spectacular 11-yard scramble on third-and-5 that gave the Buffs a first-and-goal from the UCLA 6-yard line. One play later, McMillian scored from 6 yards out and a 28-16 lead.

CU then forced another Bruin punt and reaped a field goal on its next possession for a 31-16 lead before the defense produced another three-and-out. The Buffs then put the game away for good with a 63-yard scoring drive that finished with Montez racing untouched 35 yards to the end zone. Stefanou's PAT gave CU a 38-16 lead and the game was over for all intents and purposes.

UCLA scored first in the game, putting together an eight-play, 47-yard scoring drive with their second chance with the ball. It marked the first time this season the Buffs trailed in the first quarter. UCLA quarterback Dorian Thompson-Robinson ran for 17 yards on third-and-13 on the drive, and the Bruins tacked on another 15 yards on the play thanks to a personal foul on the Buffs. Five plays later, Thompson-Robinson hit Michael Ezeike with an 11-yard scoring pass for a 7-0 UCLA lead.

Colorado then answered with a 5-play, 85-yard scoring drive, with the bulk of the yardage coming on a 57-yard Montez pass to Shenault.

UCLA took the lead again with a field goal on its next possession before the Buffs finally gained their first lead of the night. After both teams traded punts, CU went 80 yards in 12 plays, using 5:51 in the process. The Buffs converted three third downs on the drive, including a 15-yard run from Travon McMillian and an 11-yard Montez pass to Kabion Ento. Montez then found the end zone on a 10-yard run to give the Buffs a 14-10 lead.

UCLA added a field goal before the half to cut Colorado's edge to 14-13 at intermission. The Bruins then scored on the opening possession of the second half, driving for a field goal, before the Buffs put together their 24-0 second-half run to claim the win.

Outside linebacker Drew Lewis led Colorado with eight tackles, including a pair of quarterback sacks and three third down stops, while Buff backer Davion Taylor added a third sack. CU's defense limited UCLA to 289 total yards, the fewest by a Colorado opponent in eight Pac-12 openers. The Buffs, meanwhile, surpassed the 30-point mark for the fourth time in as many games.

UCLA.....	10	3	3	0	—	16
COLORADO	7	7	14	10	—	38

SCORING	Score	Time	Qtr
UCLA — Ezeike 11 pass from Thompson-Robinson (Molson kick)	0- 7	7:26	1Q
COLORADO — Shenault 57 pass from Montez (Stefanou kick)	7- 7	5:00	1Q
UCLA — Molson 21 FG	7-10	0:57	1Q
COLORADO — Montez 10 run (Stefanou kick)	14-10	6:13	2Q
UCLA — Molson 50 FG	14-13	1:40	2Q
UCLA — Molson 40 FG	14-16	10:36	3Q
COLORADO — Shenault 1 run (Stefanou kick)	21-16	7:45	3Q
COLORADO — McMillian 6 run (Stefanou kick)	28-16	1:04	3Q
COLORADO — Stefanou 41 FG	31-16	11:46	4Q
COLORADO — Montez 35 run (Stefanou kick)	38-16	7:15	4Q

Attendance: 46,814 **Time:** 3:13

Weather (46°): cloudy skies, 76% humidity, 5 mph winds from the northeast

TEAM STATISTICS	COLORADO	UCLA
First Downs.....	26	15
Third Down Efficiency (Fourth).....	8-14 (0-0)	5-16 (1-2)
Rushes—Net Yards	48-209	28-151
Passing Yards	268	138
Passes (Att-Comp-Int).....	27-23-0	35-17-0
Total Offense	477	289
Return Yards	22	32
Punts: No-Average	4-41.8	6-49.5
Fumbles: No-Lost.....	1-0	1-0
Penalties/Yards	6/60	6/67
Quarterback Sacks—Yards	3-26	2-8
Time of Possession	34:47	25:13
Drives/Average Field Position	12/C26	11/U26
Red Zone: Scores-Attempts (Points).....	3-3 (21)	2-2 (10)

INDIVIDUAL STATISTICS

Rushing—Colorado: McMillian 21-102, Montez 11-81, Shenault 5-18, Evans 4-12, MacIntyre 1-4, Bisharat 1-minus 1, Nixon 2-minus 2, Team 3-minus 5. **UCLA:** Kelley 12-124, Allen 2-12, Olorunfunmi 3-9, Felton 1-6, Irby 4-6, Howard 1-3, Jamabo 1-0, Thompson-Robinson 4-minus 9.

Passing—Colorado: Montez 26-22-0, 237, 1 td; McIntyre 1-1-0, 31, 0 td. **UCLA:** Thompson-Robinson 35-17-0, 138, 1 td.

Receiving—Colorado: Shenault 12-126, Brown 6-77, Evans 1-31, Nixon 1-12, Ento 1-11, MacIntyre 1-10, McMillian 1-1. **UCLA:** Felton 3-49, Howard 3-19, Kelley 3-10, Wilson 2-13, Phillips 2-10, Irby 1-19, Ezeike 1-11, Allen 1-8, Olorunfunmi 1-minus 1.

Punting—Colorado: Davis 4-41.8 (58 long, 2 In20). **UCLA:** Flintoff 6-49.5 (57 long, 1 In20).

Punt Returns—Colorado: R.Blackmon 2-22. **UCLA:** Phillips 1-32. **Kickoff Returns—Colorado:** Nixon 3-62. **UCLA:** none.

Tackle Leaders—Colorado: Landman 4,5—9; Lewis 7,1—8; Fisher 7,0—7; Taylor 5,1—6; Gamboa 3,3—6; Udoffia 3,2—5; Edwards 3,1—4; Johnson 3,1—4; Mulumba 3,0—3; Adams 2,1—3; Worthington 1,2—3; Antwine 1,0—1; Callier 1,0—; Tchangam 1,0—1. **UCLA:** Thompson 4,4—8; South 5,2—7; Phillips 5,2—7; Lake 4,3—7; Barnes 3,3—6; Holmes 4,1—5.

Quarterback Sacks—Colorado: Lewis 2-17, Taylor 1-9. **UCLA:** Meadors 1-4, Odighizuwa 1-4.

Interceptions—Colorado: none. **UCLA:** none. **Passes Broken Up—Colorado:** Worthington 3, Gamboa 2, Lewis, Wells. **UCLA:** none.

GAME NOTES

Colorado improved to 4-0 for the 31st time in its history, but for the first time since 1998 ... CU is now **3-5** in Pac-12 openers, but won for the first time in Boulder (**1-4**) ... CU improved to **23-28-1** when wearing all black uniforms ... UCLA still leads the series by a **10-4** count (4-3 in Boulder, 6-2 as members of the Pac-12) ... The **38** points and the **22-point** win were both the most/largest by CU against UCLA ... This marked the first game at **Folsom Field** where the end zones were painted (496 games all-time) ... Almost in half: the temperature at kickoff for New Hampshire on Sept. 15 was **90** degrees; tonight, it was **46** ... The **23** combined possessions (10 in the first half) were both season lows in a CU game ... Colorado has scored in **15** of **16** quarters this season, including **12** in a row ... The Buffs were held scoreless in both drives in the opening halves after going **3-for-3** in both to start the season ... This is just the second time in CU history the Buffs have scored **30** or more points in each of the first four games of the season ... the other? In 1896 when Grover Cleveland was president ... UCLA's **289** yards were the fewest allowing in eight Pac-12 Conference openers by the Buffaloes (previous low was 414 by Washington last year). The **138** passing yards were also the low in a Pac-12 lid-lifter ... This was the 15th game under MacIntyre (out of 67) where CU did not commit a turnover ... **QB Steven Montez** (26-22-0, 237, 1 TD, 173.9 rating) became the seventh Buffalo to reach 5,000 passing yards (**5,084**) ... **PK James Stefanou** is now **55-of-55** for his career in PAT kicks ... **OLB Drew Lewis** had the first multi-sack (2) game of his career.

**NOTABLE PERFORMANCES: THE LAST TIME****INDIVIDUAL**

Kickoff Return For A Touchdown	Colorado: Nelson Spruce vs. Cal in Boulder, Nov. 16, 2013 (onside, 46 yards; otherwise: M. Mosley vs. Utah, Nov. 23, 2012, 100 yds)
	Opponent: Reggie Dunn, Utah in Boulder, Nov. 23, 2012 (100 yards).
Punt Return For A Touchdown	Colorado: Laviska Shenault vs. Texas State in Boulder, Sept. 9, 2017 (55 yards; on a fumble return).
	Opponent: Boobie Hobbs, Utah in Boulder, Nov. 26, 2016 (55 yards).
Interception Return For A Touchdown	Colorado: Rick Gamboa vs. Oregon State in Boulder, Oct. 1, 2016 (20 yards).
	Opponent: Pop Lacey, New Hampshire in Boulder, Sept. 15, 2018 (15 yards).
Fumble Return/Recovery For A Touchdown	Colorado: Davion Taylor vs. New Hampshire in Boulder, Sept. 15, 2018 (14 yards).
	Opponent: Tra'Mayne Bondurant, Arizona at Tucson, Nov. 8, 2014 (22 yards).
Blocked Punt Return For A Touchdown	Colorado: Lawrence Vickers vs. Washington State at Seattle, Sept. 11, 2004 (0 yards).
	Opponent: Grant Perry, Michigan at Ann Arbor, Sept. 17, 2016 (6 yards).
Blocked Field Goal Return For A Touchdown	Colorado: Has not occurred.
	Opponent: Max Bergen, Stanford at Palo Alto, Oct. 8, 2011 (75 yards; first-ever against Colorado)
Blocked Punt	Colorado: Nate Landman vs. Southern California in Boulder, Nov. 11, 2017.
	Opponent: Khavlan Thomas, Arizona State at Tempe, Nov. 4, 2017.
Blocked PAT Kick	Colorado: Nate Bonsu vs. Arizona State in Boulder, Oct. 11, 2012.
	Opponent: Shemar Smith, Oregon State in Boulder, Oct. 1, 2016 (<i>kicker: Chris Graham</i>)
Blocked Field Goal	Colorado: Chidobe Awuzie vs. UCLA in Boulder, Nov. 3, 2016.
	Opponent: Austin Jackson, Southern California in Boulder, Nov. 11, 2017 (second of two in the game; other by Brandon Pill)
Offensive Lineman To Score A Touchdown	Colorado: Alex Kelley vs. Colorado State in Denver, Sept. 2, 2016 (recovered fumble in end zone).
	Opponent: Has not occurred.
Defensive Two-Point Conversion	Colorado: Greg Biekert vs. Nebraska in Boulder, Nov. 2, 1991.
	Opponent: Has not occurred.
300 Yards Total Offense	Colorado: 318, Steven Montez vs. UCLA in Boulder, Sept. 28, 2018 (<i>237 pass, 81 rush</i>).
	Opponent: 304, Adrian Martinez, Nebraska in Lincoln, Sept. 8, 2018 (<i>117 rush, 187 pass</i>).
400 Yards Total Offense	Colorado: 416, Steven Montez vs. Southern California in Boulder, Nov. 11, 2017 (<i>376 pass, 40 rush</i>).
	Opponent: 481, Khalil Tate, Arizona in Boulder, Oct. 7, 2017 (<i>327 rush, 154 pass</i>).
100 Yards Rushing	Colorado: 102, Travon McMillian vs. UCLA in Boulder, Sept. 18, 2018 (<i>21 attempts</i>).
	Opponent: 124, Joshua Kelley, UCLA in Boulder, Sept. 28, 2018 (<i>12 attempts</i>).
200 Yards Rushing	Colorado: 281, Phillip Lindsay vs. Arizona in Boulder, Oct. 7, 2017 (<i>41 attempts</i>).
	Opponent: 327, Khalil Tate, Arizona in Boulder, Oct. 7, 2017 (<i>14 attempts</i>).
300 Yards Rushing	Colorado: 309, Chris Brown vs. Kansas at Lawrence, Oct. 12, 2002.
	Opponent: 327, Khalil Tate, Arizona in Boulder, Oct. 7, 2017 (<i>14 carries</i>).
Three Touchdowns Rushing	Colorado: 3, Phillip Lindsay vs. Arizona in Boulder, Oct. 7, 2017.
	Opponent: 3, Ryan Nall, Oregon State at Corvallis, Oct. 14, 2017.
Four Touchdowns Rushing	Colorado: 4, Michael Adkins II vs. Charleston Southern in Boulder, Oct. 19, 2013.
	Opponent: 4, Khalil Tate, Arizona in Boulder, Oct. 7, 2017.
Two 100-Yard Rushers	Colorado: Phillip Lindsay (31-144) and Sefo Liufau (23-108) vs. Washington State in Boulder, Nov. 19, 2016.
	Opponent: Adrian Martinez (15-117) and Greg Bell (13-104), Nebraska at Lincoln, Sept. 8, 2018.
Three 100-Yard Rushers	Colorado: Jon Keyworth (18-124), Paul Arendt (23-116) and Ward Walsh (15-101), vs. Air Force at USAFA, Nov. 21, 1970.
	Opponent: David Overstreet (18-258), Darrell Shepard (3-151) and George Rhymes (9-110), Oklahoma in Boulder, Oct. 4, 1980.
300 Yards Passing	Colorado: 351, Steven Montez vs. Nebraska at Lincoln, Sept. 8, 2018.
	Opponent: 329, Sam Darnold, Southern California in Boulder, Nov. 11, 2017.
400 Yards Passing	Colorado: 455, Sefo Liufau vs. California at Berkeley, Sept. 27, 2014 (<i>46-of-67</i>).
	Opponent: 458, Jared Goff, California at Berkeley, Sept. 27, 2014 (<i>24-of-42</i>).
Three Touchdowns Passing	Colorado: 3, Steven Montez vs. Nebraska at Lincoln, Sept. 8, 2018.
	Opponent: 3, Ross Bowers, California in Boulder, Oct. 28, 2017.
Four Touchdowns Passing	Colorado: 4, Steven Montez vs. Colorado State in Denver, Aug. 31, 2018.
	Opponent: 5, Mike Bercovici, Arizona State at Tempe, Oct. 10, 2015.
Five Touchdowns Passing	Colorado: 7, Sefo Liufau vs. California at Berkeley, Sept. 27, 2014 (school record).
	Opponent: 5, Mike Bercovici, Arizona State at Tempe, Oct. 10, 2015.
Three Interceptions Thrown	Colorado: 3, Steven Montez vs. Washington in Boulder, Sept. 23, 2017.
	Opponent: 3, Ryan Burns, Stanford at Palo Alto, Oct. 22, 2016.
Four Interceptions Thrown	Colorado: 4, Nick Hirschman vs. Utah in Boulder, Nov. 23, 2012.
	Opponent: 4, Graham Harrell, Texas Tech at Lubbock, Oct. 27, 2007.
10 Receptions	Colorado: 12, Laviska Shenault vs. UCLA in Boulder, Sept. 28, 2018 (<i>126 yards</i>).
	Opponent: 11, Gabe Marks, Washington State at Pullman, Nov. 21, 2015 (<i>110 yards</i>).
100 Yards Receiving	Colorado: 126, Laviska Shenault vs. UCLA in Boulder, Sept. 28, 2018 (<i>12 receptions</i>).
	Opponent: 111, Jordan Veasy & 108, Kanawai Noa, California in Boulder, Oct. 28, 2017 (<i>both 7 receptions</i>).
200 Yards Receiving	Colorado: 211, Laviska Shenault vs. Colorado State in Denver, Aug. 31, 2018 (<i>11 receptions</i>).
	Opponent: 208, Ryan Broyles, Oklahoma at Norman, Oct. 30, 2010 (<i>9 receptions</i>).
Two Touchdowns Receiving	Colorado: 2, Jay MacIntyre vs. Nebraska at Lincoln, Sept. 8, 2018.
	Opponent: 2, Kanawai Noa, California in Boulder, Oct. 28, 2017.
Three Touchdowns Receiving	Colorado: 3, Shay Fields vs. Oregon State in Boulder, Oct. 1, 2016.
	Opponent: 3, Nelson Agholor, Southern California at Los Angeles, Oct. 18, 2014.
Two 100-Yard Receivers	Colorado: Laviska Shenault (11-211) and K.D. Nixon (6-112) vs. Colorado State in Denver, Aug. 31, 2018.
	Opponent: Jordan Veasy (7-111) and Kanawai Noa (7-108), California in Boulder, Oct. 28, 2017.
100-Yard Rusher & Receiver	Colorado: Travon McMillian (21-102) rushing and Laviska Shenault (12-126) vs. UCLA in Boulder, Sept. 28, 2018.
	Opponent: Justice Hill (19-100 rushing) & James Washington (9-171 receiving), Oklahoma State in San Antonio, Dec. 29, 2016.
100-Yard Rusher & Receiver (same player)	Colorado: Cortlen Johnson (27-172 rushing; 6-105 receiving), vs. Iowa State at Ames, Nov. 10, 2001.
	Opponent: Has not occurred.

**The Last Time, continued...**

Four Touchdowns In A Game	Colorado:	4, Michael Adkins II vs. Charleston Southern in Boulder, Oct. 19, 2013 (<i>4 rushing</i>).
	Opponent:	4, Khalil Tate, Arizona in Boulder, Oct. 7, 2017 (<i>4 rushing</i>).
Four Field Goals In A Game	Colorado:	4, Will Oliver vs. Colorado State in Denver, Sept. 1, 2013.
	Opponent:	4, Jordan Choukair, Oregon State at Corvallis, Oct. 14, 2017.
50-Yard Field Goal	Colorado:	53, James Stefanou vs. Arizona State at Tempe, Nov. 4, 2017.
	Opponent:	59, Zane Gonzalez, Arizona State in Boulder, Oct. 15, 2016 (<i>made three: from 51, 50 and 59</i>).
Two Interceptions In A Game	Colorado:	2, Tedric Thompson vs. Utah in Boulder, Nov. 26, 2016.
	Opponent:	Ajene Harris, Southern California in Boulder, Nov. 11, 2017.
Three Interceptions In A Game	Colorado:	3, Terrence Wheatley vs. Texas Tech at Lubbock, Oct. 27, 2007.
	Opponent:	3, Philip Thomas, Fresno State at Fresno, Sept. 15, 2012.
Four Interceptions In A Game	Colorado:	Has not occurred.
	Opponent:	4, Frank Nelson, Utah at Salt Lake City, Nov. 2, 1946.
Three Quarterback Sacks In A Game	Colorado:	3 (for 15 yards), Leo Jackson vs. Texas State in Boulder, Sept. 9, 2017 (Josh Hartigan vs. K-State in Boulder, 11/20/10)
	Opponent:	4 (for 31 yards), Vilas Fauonuku, Utah at Salt Lake City, Nov. 28, 2015.
Four Quarterback Sacks In A Game	Colorado:	4½ (for 46), Ron Woolfork vs. Iowa in Boulder, Sept. 26, 1992.
	Opponent:	4 (for 31 yards), Vilas Fauonuku, Utah at Salt Lake City, Nov. 28, 2015.

TEAM

Shut Out (Defensive)	Colorado:	Game: 48-0, vs. Nicholls State in Boulder, Sept. 26, 2015. Through 3rd Qtr: 37-0, vs. Colorado State in Denver, Sept. 2, 2016. At Half: 28-0, vs. New Hampshire in Boulder, Sept. 15, 2018.
	Opponent:	Game: 0-28, by Washington State at Pullman, Oct. 21, 2017. Through 3rd Qtr: 0-21, by Washington State at Pullman, Oct. 21, 2017. At Half: 0-28, by Utah at Salt Lake City, Nov. 25, 2017.
Safety	Colorado:	vs. Oregon in Boulder, Oct. 22, 2011 (Terrel Smith tackled Cliff Harris in end zone).
	Opponent:	by Stanford at Palo Alto, Oct. 22, 2016 (Sefo Liufau ran out of back of end zone).
Held To No Offensive Touchdowns	Colorado:	by Washington State at Pullman, Oct. 21, 2017.
	Opponent:	Texas State in Boulder, Sept. 9, 2017; Colorado State in Denver, Sept. 1, 2017; Stanford at Palo Alto, Oct. 22, 2016.
30 First Downs In A Game	Colorado:	30, vs. Northern Colorado in Boulder, Sept. 16, 2017.
	Opponent:	30, by Oregon State at Corvallis, Oct. 14, 2017.
Held Under 10 First Downs	Colorado:	9, by Washington at Santa Clara, Pac-12 Championship Game, Dec. 2, 2016.
	Opponent:	7, vs. Arizona State in Boulder, Oct. 15, 2016.
500 Yards Total Offense In A Game	Colorado:	596, vs. Colorado State in Denver, Aug. 31, 2018 (258 rush, 338 pass).
	Opponent:	565, by Nebraska at Lincoln, Sept. 8, 2018 (329 rush, 236 pass).
600 Yards Total Offense In A Game	Colorado:	603, vs. Washington State in Boulder, Nov. 19, 2016 (258 rush, 345 pass).
	Opponent:	616, by Arizona in Boulder, Oct. 17, 2015 (291 rush, 325 pass).
Held Under 200 Yards Total Offense In A Game	Colorado:	174, by Washington State at Pullman, Oct. 21, 2017 (80 rush, 94 pass).
	Opponent:	199, Arizona State in Boulder, Oct. 15, 2016 (50 rush, 149 pass).
Held Under 100 Yards Total Offense In A Game	Colorado:	76, by Stanford in Boulder, Nov. 3, 2012 (-21 rush, 97 pass).
	Opponent:	96, Idaho State in Boulder, Sept. 10, 2016 (29 rush, 67 pass).
300 Yards Rushing In A Game	Colorado:	311, vs. New Hampshire in Boulder, Sept. 15, 2018.
	Opponent:	329, by Nebraska at Lincoln, Sept. 8, 2018.
400 Yards Rushing In A Game	Colorado:	427, vs. Kansas at Lawrence, Oct. 12, 2002.
	Opponent:	413, by Arizona in Boulder, Oct. 7, 2017.
500 Yards Rushing In A Game	Colorado:	502, vs. Missouri in Boulder, Nov. 11, 2000.
	Opponent:	516, by Missouri at Columbia, Oct. 6, 1984.
Held Under 100 Yards Rushing In A Game	Colorado:	44, by Nebraska at Lincoln, Sept. 8, 2018 (<i>35 attempts</i>).
	Opponent:	42, vs. New Hampshire in Boulder, Sept. 15, 2018 (<i>31 attempts</i>).
400 Yards Passing In A Game	Colorado:	401, vs. Arizona State at Tempe, Oct. 10, 2015.
	Opponent:	458, by California at Berkeley, Sept. 27, 2014.
500 Yards Passing In A Game	Colorado:	533, vs. NE Louisiana in Boulder, Sept. 16, 1995.
	Opponent:	523, by Fresno State at Honolulu, Dec. 25, 1993 (<i>Aloha Bowl</i> ; only time ever vs. Colorado)
Held Under 100 Yards Passing In A Game	Colorado:	94, by Washington State at Pullman, Oct. 21, 2017.
	Opponent:	67, vs. Idaho State in Boulder, Sept. 10, 2016.
Averaged Over Eight Yards Per Play	Colorado:	9.17, vs. Colorado State in Denver, Aug. 31, 2018 (65-596).
	Opponent:	10.13, by Arizona in Boulder, Oct. 7, 2017 (56-567).
Held Under Three Yards Per Play	Colorado:	2.35, by Washington State at Pullman, Oct. 21, 2017 (74-174).
	Opponent:	1.75, vs. Idaho State in Boulder, Sept. 26, 2015 (55-96).
Four Interception Game	Colorado:	4, vs. Texas Tech at Lubbock, Oct. 27, 2007.
	Opponent:	4, by Utah in Boulder, Nov. 23, 2012.
Five Interception Game	Colorado:	5, vs. Texas Tech at Lubbock, Nov. 1, 2003.
	Opponent:	5, by Oklahoma in Boulder, Oct. 17, 1992.
Six Quarterback Sacks	Colorado:	6 (for 27 yards), vs. Texas State in Boulder, Sept. 9, 2017.
	Opponent:	7 (for 43 yards), by Nebraska at Lincoln, Sept. 8, 2018.
Forced Six (Five) Lost Opponent Fumbles	Colorado:	6, vs. Kansas State in Boulder, Oct. 22, 1983 (5 vs. Nebraska in Boulder, Nov. 26, 1999)
	Opponent:	6, by Nebraska at Lincoln, Oct. 25, 1975 (5 by Oklahoma State at Stillwater, Nov. 8, 1980).
Forty-Minute Time of Possession Game	Colorado:	41:05, vs. UCLA at Pasadena, Oct. 31, 2015.
	Opponent:	42:20, by Missouri in Boulder, Nov. 1, 1997.
Turnover-Free Game	Colorado:	vs. UCLA in Boulder, Sept. 28, 2018.
	Opponent:	by UCLA in Boulder, Sept. 18, 2018.
Did Not Punt	Colorado:	vs. Iowa State in Boulder, Nov. 19, 1994.
	Opponent:	by Washington at Seattle, Nov. 9, 2013 (just second time since 1983; Baylor in 2010).
Recovered Own Onside Kick	Colorado:	vs. Oregon at Eugene, Nov. 22, 2014 (Nelson Spruce); 0-of-last-5.
	Opponent:	by California in Boulder, Nov. 16, 2013 (0-of-last-4).

**CAREER SINGLE GAME BESTS***(for those who have regularly appeared in games)***DELRIK ABRAMS, CB**

Total Tackles— 9, at Nebraska, 9/8/18
 Solo Tackles— 6, twice (last: at Nebraska, 9/8/18)
 Interceptions— N/A
 Pass Deflections— 3, vs. New Hampshire, 9/15/18

ISRAEL ANTWINE, DL

Total Tackles— 2, vs. New Hampshire, 9/15/18
 Solo Tackles— 1, twice (last: vs. UCLA, 9/28/18)
 QB Sacks— N/A
 Third Down Stops— 1, vs. Colorado State, 8/31/18

DANIEL ARIAS, WR

Receptions— N/A
 Receiving Yards— N/A
 Long Reception— N/A
 Receiving TDs— N/A

BEAU BISHARAT, TB

Rushing Attempts— 13, vs. New Hampshire, 9/15/18
 Rushing Yards— 92, vs. New Hampshire, 9/15/18
 Long Run— 47, vs. New Hampshire, 9/15/18
 Rushing TDs— N/A
 Receiving TDs— 1, vs. Colorado State, 8/31/18

MEHKI BLACKMON, CB

Total Tackles— N/A
 Solo Tackles— N/A
 Pass Deflections— 1, vs. New Hampshire, 9/15/18

RONNIE BLACKMON, CB

Total Tackles— 1, 4 times (last: vs. New Hampshire, 9/15/18)
 Solo Tackles— 1, thrice (last: at Nebraska, 9/8/18)
 Interceptions— N/A
 Pass Deflections— 1, vs. Colorado State, 8/31/18

CHRIS BOUNDS, TE

Receptions— 2, twice (last: at Arizona State, 11/04/17)
 Receiving Yards— 41, vs. Arizona, 10/7/17
 Long Reception— 39 vs. Arizona, 10/7/17 (TD)
 Receiving TDs— 2, vs. Arizona, 10/7/17

TONY BROWN, WR

Receptions— 6, vs. UCLA, 9/28/18
 Receiving Yards— 80, vs. New Hampshire, 9/15/18
 Long Reception— 53, twice (vs. New Hampshire, UCLA)
 Receiving TDs— N/A

JACOB CALLIER, OLB

Total Tackles— 3, vs. New Hampshire, 9/15/18
 Solo Tackles— 3, vs. New Hampshire, 9/15/18
 QB Sacks— 1, twice (last: vs. New Hampshire, 9/15/18)
 Third Down Stops— 2, vs. Colorado State, 9/01/17

JAVIER EDWARDS, DT

Total Tackles— 6, at Nebraska, 9/8/18
 Solo Tackles— 4, thrice (last: vs. New Hampshire, 9/15/18)
 QB Sacks— 1, twice (last: vs. New Hampshire, 9/15/18)
 Third Down Stops— 1, at Utah, 11/25/17

KABION ENTO, WR

Receptions— 3, vs. New Hampshire, 9/15/18
 Receiving Yards— 88, vs. Idaho State, 9/10/16
 Long Reception— 69, Idaho State, 9/10/16 (TD)
 Receiving TDs— 2, Idaho State, 9/10/16

KYLE EVANS, TB

Rushing Attempts— 15, thrice (last: vs. Oregon St., 10/1/16)
 Rushing Yards— 61, at Oregon, 9/24/16
 Long Run— 20, vs. Colorado State in Denver, 9/2/16
 Rushing TDs— 1, 4 times (last: vs. Arizona State, 10/15/16)

NU'UMOTU FALO, Jr., OLB

Total Tackles— 4, twice (last: vs. Arizona, 10/17/15)
 Solo Tackles— 4, vs. Arizona, 10/17/15
 QB Sacks— 1, at Arizona, 11/12/16
 Third Down Stops— 1, five times (last: vs. Utah, 11/26/16)
 Pass Deflections— 2, vs. UCLA, 11/3/16

NICK FISHER, S

Total Tackles— 7, vs. UCLA, 9/28/18
 Solo Tackles— 7, vs. UCLA, 9/28/18
 Pass Deflections— 2, at Oregon State, 10/14/17
 Interceptions— 1, vs. California, 10/28/17 (TD)

ALEX FONTENOT, TB

Rushing Attempts— 8, vs. New Hampshire, 9/15/18
 Rushing Yards— 29, vs. New Hampshire, 9/15/18
 Long Run— 15, vs. New Hampshire, 9/15/18 (TD)
 Rushing TDs— 1, vs. New Hampshire, 9/15/18

JASE FRANKE, DT

Total Tackles— 5, thrice (last: vs. Washington, 9/23/17)
 Solo Tackles— 4, twice (last: vs. California, 10/28/17)
 QB Sacks— 1, thrice (last: vs. Colorado State, 8/31/18)
 Third Down Stops— 2, vs. Colorado State, 8/31/18

RICK GAMBOA, ILB

Total Tackles— 17, at Arizona State, 11/04/17
 Solo Tackles— 10, at Washington State, 11/21/15
 QB Sacks— 1, at Hawai'i, 9/03/15
 Third Down Stops— 2, twice (last: at Arizona St., 11/04/17)
 Interceptions— 1, twice (last: vs. New Hampshire, 9/15/18)

MUSTAFA JOHNSON, DE

Total Tackles— 10, at Nebraska, 9/8/18
 Solo Tackles— 7, at Nebraska, 9/8/18
 QB Sacks— 2, at Nebraska, 9/8/18
 Third Down Stops— 2, twice (last: at Nebraska, 9/8/18)

AKIL JONES, ILB

Total Tackles— 3, vs. Texas State, 9/09/17
 Solo Tackles— 1, vs. Texas State, 9/09/17
 Third Down Stops— 1, vs. Texas State, 9/09/17

ALEX KINNEY, P

Punts— 10, at Washington State, 10/21/17
 Average (min. 5 punts)— 51.2, at Arizona State, 11/04/17 (5)
 Long Punt— 70, vs. Texas State, 9/09/17
 50-Plus— 3, at Utah, 11/25/17
 Inside-the-20— 5, at Washington State, 10/21/17

NATE LANDMAN, ILB

Total Tackles— 14, twice (last: at Nebraska, 9/8/18)
 Solo Tackles— 7, at Nebraska, 9/8/18
 QB Sacks— 1, vs. New Hampshire, 9/15/18
 Third Down Stops— 3, at Nebraska, 9/8/18 (2 4th down)
 Pass Deflections— 2, at Utah, 11/25/17
 Interceptions— 1, twice (last: at Nebraska, 9/8/18)

TERRANCE LANG, DE

Total Tackles— 1, thrice (last: vs. New Hampshire, 9/15/18)
 Solo Tackles— 1, twice (last: at Nebraska, 9/8/18)
 QB Sacks— N/A
 Third Down Stops— 2, vs. Colorado State, 8/31/18

DONOVAN LEE, WR

Receptions— 7, at UCLA, 10/31/15
 Receiving Yards— 39, at Washington State, 11/21/15
 Long Reception— 17, at Oregon State, 10/24/15
 Receiving TDs— 1, at Oregon, 11/22/14
 Rushing Yards— 103, vs. Nicholls State, 9/26/15
 Long Run— 59, vs. Nicholls State, 9/26/15 (TD)

DREW LEWIS, ILB

Total Tackles— 15, at Oregon State, 10/14/17
 Solo Tackles— 9, at Utah, 11/25/17
 Third Down Stops— 3, vs. UCLA, 9/28/18
 QB Sacks— 2, vs. UCLA, 9/28/18

JAY MacINTYRE, WR

Receptions— 8, at Nebraska, 9/08/18
 Receiving Yards— 90, vs. Washington State, 11/19/16
 Long Reception— 40, at Arizona, 11/12/16 (TD)
 Receiving TDs— 2, at Nebraska, 9/08/18

TRAVON McMILLIAN, TB

Rushing Attempts [33]— 21, vs. UCLA, 9/28/18
 Rushing Yards [146]— 162, vs. New Hampshire, 9/15/18
 Long Run [69]— 75, vs. New Hampshire, 9/15/18 (TD)
 Rushing TDs [2]— 2, vs. New Hampshire, 9/15/18
 Receptions [3]— 2, at Nebraska, 9/08/18
 Receiving Yards [70]— 5, at Nebraska, 9/08/18
 Long Reception [70]— N/A
 [#]—his highs at Virginia Tech.

CHRIS MILLER, CB

Total Tackles— 3, vs. New Hampshire, 9/15/18
 Solo Tackles— 2, vs. New Hampshire, 9/15/18
 Interceptions— N/A
 Pass Deflections— N/A

STEVEN MONTEZ, QB

Pass Attempts— 50, at Nebraska, 9/08/18
 Pass Completions— 33, at Nebraska, 9/08/18
 Passing Yards— 376, vs. Southern California, 11/11/17
 TD Passes— 4, twice (last: vs. Colorado State, 8/31/18)
 Long Pass— 89, vs. Colorado State, 8/31/18 (TD)
 Interceptions— 3, vs. Washington, 9/23/17
 Rating (min 10 att.)— 246.4, vs. Colorado State, 8/31/18
 Rushing Attempts— 21, at Oregon, 9/24/16
 Rushing Yards— 135, at Oregon, 9/24/16
 Long Run— 38, vs. Colorado State, 8/31/18 (TD)
 Rushing TDs— 2, vs. UCLA, 9/28/18

CHRIS MULUMBA, DE

Total Tackles— 5, twice (last: vs. Southern Cal, 11/11/17)
 Solo Tackles— 5, vs. Southern California, 11/11/17
 QB Sacks— 1, vs. Colorado State, 8/31/18
 Third Down Stops— 1, thrice (last: vs. Colo. State, 8/31/18)

K.D. NIXON, WR

Receptions— 6, twice (last: vs. New Hampshire, 9/15/18)
 Receiving Yards— 112, vs. Colorado State, 8/31/18
 Long Reception— 46, vs. Colorado State, 8/31/18 (TD)
 Receiving TDs— 1, vs. Colorado State, 8/31/18

SAM NOYER, QB

Pass Attempts— 18 at Washington State, 10/21/17
 Pass Completions— 7, at Washington State, 10/21/17
 Passing Yards— 53, at Washington State, 10/21/17
 TD Passes— N/A
 Long Pass— 18, vs. Texas State, 9/09/17
 Interceptions— 1, vs. New Hampshire, 9/15/18
 Rating (min 10 att.)— 63.6, at Washington State, 10/21/17
 Rushing Yards— 1, at Washington State, 10/21/17

DAVIS PRICE, PK

Field Goals Made— 2, vs. Oregon State, 10/01/16
 Field Goals Attempted— 2, vs. Oregon State, 10/01/16
 Long Field Goal— 54, vs. Oregon State, 10/01/16
 PAT Made— 7, at Arizona, 11/12/16
 Punts— 5, vs. New Hampshire, 9/15/18
 Average (min. 5 punts)— 38.6, vs. New Hampshire, 9/15/18
 Long Punt— 48, at Nebraska, 9/08/15
 50-Plus— 1, vs. UCLA, 9/28/18
 Inside-the-20— 2, vs. UCLA, 9/28/18

LAVISKA SHENAULT, WR

Receptions— 12, vs. UCLA, 9/28/18
 Receiving Yards— 211, vs. Colorado State, 8/31/18
 Long Reception— 89, vs. Colorado State, 8/31/18 (TD)
 Receiving TDs— 1, four times (last: vs. UCLA, 9/28/18)

DIMITRI STANLEY, WR

Receptions— N/A
 Receiving Yards— N/A
 Long Reception— N/A
 Receiving TDs— N/A

JAMES STEFANO, PK

Field Goals Made— 3, 4 times (last: at Arizona St., 11/04/17)
 Field Goals Attempted— 4, at Nebraska, 9/08/18
 Long Field Goal— 53, at Arizona State, 11/04/17
 PAT Made— 6, thrice (last: vs. N. Hampshire, 9/15/18)
 PAT Attempts— 6, thrice (last: vs. N. Hampshire, 9/15/18)
 Points— 14, vs. California, 10/28/17

DAVION TAYLOR, OLB

Total Tackles— 6, vs. UCLA, 9/28/18
 Solo Tackles— 5, vs. UCLA, 9/28/18
 QB Sacks— 1, vs. UCLA, 9/28/18
 Third Down Stops— 1, at Nebraska, 9/8/18

TREY UDOFFIA, CB

Total Tackles— 9, vs. California, 10/28/17
 Solo Tackles— 9, vs. California, 10/28/17
 Interceptions— 1, vs. Colorado State, 9/01/17
 Pass Deflections— 3, at Washington State, 10/21/17

JONATHAN VAN DIEST, ILB

Total Tackles— 2, vs. New Hampshire, 9/15/18
 Solo Tackles— 1, vs. New Hampshire, 9/15/18
 QB Sacks— N/A
 Third Down Stops— 1, vs. New Hampshire, 9/15/18

CARSON WELLS, OLB

Total Tackles— 3, vs. Colorado State, 8/31/18
 Solo Tackles— 2, twice (last: vs. New Hampshire, 9/15/18)
 QB Sacks— ½, vs. Colorado State, 8/31/18
 Third Down Stops— 1, 4 times (last: vs. UCLA, 9/28/18)

DANTE WIGLEY, CB

Total Tackles— 5, twice (last: vs. Colorado State, 8/31/18)
 Solo Tackles— 5, vs. Colorado State, 8/31/18
 Interceptions— N/A
 Pass Deflections— 3, twice (last: vs. Southern Cal, 11/11/17)

JUWANN WINFREE, WR

Receptions— 5, thrice (last: at Nebraska, 9/08/18)
 Receiving Yards— 163, vs. Southern California, 11/11/17
 Long Reception— 79, vs. Southern California, 11/11/17 (TD)
 Receiving TDs— 2, vs. Southern California, 11/11/17

EVAN WORTHINGTON, S/OLB

Total Tackles— 12, twice (last: at Utah, 11/25/17)
 Solo Tackles— 12, at Oregon State, 10/14/17
 Interceptions— 1, thrice (last: at Oregon State, 10/14/17)
 Pass Deflections— 3, vs. UCLA, 9/28/18



PERSONNEL / DEPTH CHART

A note about CU's depth: in-season, charts *reflect* change and generally do not announce it unless there are long-term injuries.

OFFENSE

(Multiple; 12 positions listed)

WIDE RECEIVER (X)

- 3 K.D. Nixon, 5-8, 185, Soph.*
- 17 Kabion Ento, 6-3, 190, Sr.-5*
- 22 Daniel Arias, 6-4, 200, Fr.
- 83 Erik Lawson, 6-4, 205, Soph.

WIDE RECEIVER (Z)

- 9 Juwann Winfree, 6-3, 215, Sr.-5* **OR**
- 2 Laviska Shenault, 6-2, 220, Soph.*
- 18 Tony Brown, 6-1, 190, Jr.
- 13 Maurice Bell, 6-0, 180, Fr-RS

WIDE RECEIVER (H)

- 14 Jay MacIntyre, 5-10, 185, Sr.-5***
- 1 Donovan Lee, 5-10, 190, Sr.-5***
- 10 Jaylon Jackson, 5-10, 180, Fr.-RS
- 15 Dimitri Stanley, 5-11, 170, Fr.

WIDE RECEIVER (Y; when in four-wide set)

- 2 Laviska Shenault, 6-2, 220, Soph.*
- 14 Jay MacIntyre, 5-10, 185, Sr.-5***
- 6 Curtis Chiaverini, 6-1, 195, Fr.-RS

LEFT TACKLE

- 78 William Sherman, 6-4, 290, Fr.-RS
- 75 Josh Kaiser, 6-6, 300, Sr.-5***
- 77 Hunter Vaughn, 6-7, 300, Soph.*

LEFT GUARD

- 55 Brett Tonz, 6-4, 295, Jr.**
- 73 Jake Moretti, 6-4, 295, Fr.-RS **OR**
- 58 Kary Kutsch, 6-4, 300, Soph.
- 74 Chance Lytle, 6-7, 315, Fr.-RS

CENTER

- 65 Colby Pursell, 6-4, 290, Fr.-RS
- 56 Tim Lynott, Jr., 6-3, 300, Jr.**
- 79 Heston Paige, 6-5, 275, Fr.-RS

RIGHT GUARD

- 64 Aaron Haigler, 6-7, 295, Jr.**
- 56 Tim Lynott, Jr., 6-3, 300, Jr.**
- 58 Kary Kutsch, 6-4, 300, Soph.

RIGHT TACKLE

- 75 Josh Kaiser, 6-6, 300, Sr.-5***
- 76 Frank Fillip, 6-7, 280, Fr.
- 71 Jack Shutack, 6-6, 285, Jr. (also OG)

TIGHT END / H-BACK / FULLBACK (Y)

- 44 Chris Bounds, 6-4, 250, Jr.**
- 38 Brady Russell, 6-3, 250, Fr.-RS
- 88 Darriion Jones, 6-6, 250, Jr.

QUARTERBACK

- 12 Steven Montez, 6-5, 230, Jr.**
- 4 Sam Noyer, 6-4, 220, Soph.* **OR**
- 7 Tyler Lytle, 6-5, 225, Fr.-RS
- 16 Blake Stenstrom, 6-4, 220, Fr.

TAILBACK

- 21 Kyle Evans, 5-7, 180, Sr.-5*** **OR**
- 34 Travon McMillian, 6-0, 210, Sr.-5
- 35 Beau Bisharat, 6-2, 225, Jr.**
- 8 Alex Fontenot, 6-0, 195, Fr.-RS

DEFENSE

(3-4 Base; 12 positions listed)

OUTSIDE LINEBACKER

- 20 Drew Lewis, 6-2, 225, Sr.-5** **OR**
- 44 Jacob Callier, 6-2, 240, Soph.*
- 42 Nu'umotu Falo, Jr., 6-2, 240, Jr.**
- 47 Nick Edridge, 6-3, 215, Fr.-RS

LEFT DEFENSIVE END

- 95 Israel Antwine, 6-4, 315, Fr.
- 56 Jase Franke, 6-3, 280, Sr.-5***
- 90 Terriek Roberts, 6-6, 270, Soph.*

NOSE TACKLE

- 33 Javier Edwards, 6-3, 325, Sr.*
- 72 Lyle Tuiloma, 6-3, 310, Jr.**
- 98 Nico Magri, 6-3, 275, Fr.-RS
- 97 Mo Bandi, 6-5, 270, Sr.

RIGHT DEFENSIVE END

- 34 Mustafa Johnson, 6-2, 290, Soph.
- 16 Chris Mulumba, 6-4, 285, Sr.*
- 54 Terrance Lang, 6-7, 275, Fr.-RS

INSIDE LINEBACKER

- 53 Nate Landman, 6-3, 220, Soph.*
- 20 Drew Lewis, 6-2, 225, Sr.-5**
- 31 Jonathan Van Diest, 6-1, 230, Fr.-RS

INSIDE LINEBACKER

- 32 Rick Gamboa, 6-0, 230, Sr.-5**
- 36 Akil Jones, 6-0, 230, Soph.*
- 46 Chase Newman, 6-2, 215, Fr.-RS

OUTSIDE LINEBACKER

- 26 Carson Wells, 6-4, 245, Fr.-RS
- 20 Drew Lewis, 6-2, 225, Sr.-5**
- 10 Alex Tchangam, 6-3, 250, Jr.

BUFF BACK (S/OLB HYBRID)

- 5 Davion Taylor, 6-2, 220, Jr.
- 21 Kyle Trego, 6-0, 195, Sr.**
- 28 Daniel Talley, 6-2, 215, Sr.-5**

LEFT CORNERBACK

- 4 Dante Wigley, 6-1, 195, Jr.*
- 8 Trey Udoffia, 6-0, 185, Soph.*
- 2 Ronnie Blackmon, 5-10, 180, Soph.* (N#1)

FREE SAFETY

- 7 Nick Fisher, 6-0, 190, Sr.***
- 21 Kyle Trego, 6-0, 195, Sr.**
- 9 Aaron Maddox, 6-1, 190, Soph.
- 23 Isaiah Lewis, 6-0, 200, Fr.-RS

STRONG SAFETY

- 6 Evan Worthington, 6-2, 210, Sr.-5***
- 3 Derrion Rakestraw, 6-2, 190, Soph.*
- 12 Hasaan Hypolite, 5-11, 200, Fr.

RIGHT CORNERBACK

- 1 Delrick Abrams, Jr., 6-3, 185, Jr.
- 14 Chris Miller, 6-0, 190, Fr.-RS **OR**
- 25 Mekhi Blackmon, 6-0, 160, Soph.

SPECIALISTS

PUNTER

- 49 Davis Price, 6-2, 195, Jr.**
- 91 Seren Hughes-Ford, 6-2, 175, Fr.

PLACEKICKER / KICKOFF

- 48 James Stefanou, 6-1, 195, Soph.*
- 49 Davis Price, 6-2, 195, Jr.** (K0#1)
- 43 Evan Price, 6-1, 175, Fr.

PUNT RETURN

- 2 Ronnie Blackmon, 5-10, 180, Soph.*
- 14 Jay MacIntyre, 5-10, 185, Sr.-5***

KICKOFF RETURN

- 3 K.D. Nixon, 5-8, 185, Soph.*
- 2 Ronnie Blackmon, 5-10, 180, Soph.*
- 1 Donovan Lee, 5-10, 190, Sr.-5***
- 21 Kyle Evans, 5-7, 180, Sr.-5***

HOLDER

- 17 Josh Goldin, 6-2, 175, Soph.
- 14 Jay MacIntyre, 5-10, 185, Sr.-5***

SNAPPER (Short & Long)

- 63 J.T. Bale, 6-2, 210, Jr.**
- 53 Nate Landman, 6-3, 235, Soph.* (SS #2)
- 38 Brady Russell, 6-3, 250, Fr.-RS (LS #2)

MULTIPLE COVERAGE UNITS

- 9 Aaron Maddox, 6-1, 190, Soph.
- 17 Kabion Ento, 6-3, 190, Sr.-5*
- 21 Kyle Trego, 6-0, 195, Sr.**
- 28 Daniel Talley, 6-2, 215, Sr.-5**
- 35 Beau Bisharat, 6-2, 225, Jr.**

INJURED / OTHER (• OUT FOR SEASON)

- 89 Alex Kinney, P, 6-1, 195, Sr.*** (*collarbone*)
- 54 Kanan Ray, OL, 6-4, 280, Fr. (*knee*)
- 99 •Jalen Sami, DL, 6-6, 320, Fr. (*knee*)
- 85 •Jared Poplawski, 6-4, 240, Soph.* (*shoulder*)
- 39 •Jaisen Sanchez, S, 6-1, 200, Sr.-5* (*shoulder*)

(L)—throws or kicks left-handed/footed.

(N)—nickel back.

Seniors (20): Listing with a (-5) indicates fifth-year senior (14); the others (6) are fourth-year seniors.

OR—indicates those listed are considered even (co-first/second/third team status);

ITALICS—Players listed in *italics* left a previous game with an injury; status is questionable.

*—denotes number of letters earned through 2017; *Injured players listed in italics (status questionable or doubtful—not out for an extended time; probables listed as normal).*

CAPTAINS:

- 17 Kabion Ento, WR
- 7 Nick Fisher, S
- 32 Rick Gamboa, ILB
- 64 Aaron Haigler, OT
- 89 Alex Kinney, P
- 14 Jay MacIntyre, WR
- 9 Juwann Winfree, WR

(Heights and weights as of June 25, 2018)



COLORADO FOOTBALL / ALPHABETICAL ROSTER

(October 2)

No.	Player	Pos.	Ht.	Wt.	Class	Exp.	Hometown (High School/Previous College)	Status
1	ABRAMS, Delrick Jr.	CB	6- 3	185	Jr.	JC	Angie, La. (Varnado/Independence Community College)	S 3/2
95	ANTWINE, Israel	DE	6- 4	315	Fr.	HS	Oklahoma City, Okla. (Millwood)	S 5/4
22	ARIAS, Daniel	WR	6- 4	200	Fr.	HS	Mill Creek, Wash. (Henry M. Jackson)	S 5/4
84	BACA, Clayton	WR	6- 1	190	Fr.	HS	Fort Collins, Colo. (Rocky Mountain)	WO 5/4
63	BALE, J.T.	SN	6- 2	210	Jr.	2L	La Mirada, Calif. (La Mirada)	S 2/2
97	BANDI, Mo	DT	6- 5	270	Sr.	VR	Longmont, Colo. (Niwot)	WO 2/2
13	BELL, Maurice	WR	6- 0	180	Fr.	RS	Murrieta, Calif. (Murrieta Valley)	S 4/4
35	BISHARAT, Beau	TB	6- 2	225	Jr.	2L	Sacramento, Calif. (Jesuit)	S 3/2
25	BLACKMON, Mekhi	CB	6- 0	160	So.	JC	East Palo Alto, Calif. (Menlo-Atherton/College of San Mateo)	S 4/3
2	BLACKMON, Ronnie	CB	5-10	180	So.	1L	Atlanta, Ga. (Westlake)	S 4/3
44	BOUNDS, Chris	TE	6- 4	250	Jr.	2L	Thousand Oaks, Calif. (Chaminade College Prep)	S 2/2
23	BROUSSARD, Jarek	TB	5- 9	175	Fr.	HS	Dallas, Texas (Bishop Lynch)	S 5/4
18	BROWN, Tony	WR	6- 1	190	Jr.	TR	La Mirada, Calif. (La Mirada/Texas Tech)	S 2/2
44	CALLIER, Jacob	OLB	6- 2	230	So.	1L	Downey, Calif. (St. John Bosco)	S 4/3
6	CHIAVERINI, Curtis	WR	6- 1	195	Fr.	RS	Corona, Calif. (Boulder, Colo./Valor Christian)	WO 4/4
80	COLEMAN, Derek	TE	6- 5	235	So.	VR	Broomfield, Colo. (Legacy)	WO 3/3
87	COLODNY, Vincent	TE	6- 3	240	Fr.	HS	Los Altos, Calif. (Los Altos)	WO 5/4
37	COOPER, Lucas	S	5-10	185	Jr.	2L	Palos Verdes, Calif. (Palos Verdes)	WO 2/2
57	DEITCHMAN, John	OL	6- 0	240	Fr.	HS	Alamo, Calif. (De La Salle)	WO 5/4
47	EDRIDGE, Nick	OLB	6- 3	215	Fr.	RS	Fort Collins, Colo. (Fossil Ridge)	WO 4/4
33	EDWARDS, Javier	DT	6- 3	335	Sr.	1L	Houston, Texas (Aldine Davis/Blinn College)	S 2/1
62	EGGERS, Justin	OL	6- 5	305	Jr.	VR	Marshall, Wis. (Marshall/Western Illinois)	WO 2/2
17	ENTO, Kabion	WR	6- 3	190	Sr.	1L	Pine Bluff, Ark. (Dollarway/East Central [Miss.] CC)	S 1/1
21	EVANS, Kyle	TB	5- 7	180	Sr.	3L	San Jose, Calif. (Archbishop Mitty)	S 1/1
42	FALO, Nu'umotu Jr.	OLB	6- 2	240	Jr.	2L	Sacramento, Calif. (Inderkum)	S 2/2
76	FILLIP, Frank	OL	6- 7	280	Fr.	HS	Houston, Texas (Clear Lake)	S 5/4
96	FINAU, Melekiola	DE	6- 3	260	Fr.	HS	Sacramento, Calif. (Luther Burbank)	S 5/4
7	FISHER, Nick	S	6- 0	190	Sr.	3L	Temecula, Calif. (Great Oak)	S 2/1
8	FONTENOT, Alex	TB	6- 0	195	Fr.	RS	Richmond, Texas (George Ranch)	S 4/4
81	FOULK, Griffin	WR	6- 1	200	Jr.	VR	Erie, Colo. (Broomfield)	WO 2/2
93	FRANCIS, Tyler	PK	5-11	170	Fr.	HS	Carlsbad, Calif. (Carlsbad)	WO 5/4
56	FRANKE, Jase	DE	6- 3	280	Sr.	3L	Camarillo, Calif. (St. Bonaventure)	S 1/1
32	GAMBOA, Rick	ILB	6- 0	230	Sr.	3L	Sylmar, Calif. (Chaminade College Prep)	S 1/1
27	GEORGE, Kevin	CB	6- 3	180	So.	RS	Lafayette, La. (Carencro/Georgia Military Academy)	S 3/3
17	GOLDIN, Josh	QB	6- 2	185	So.	VR	Highlands Ranch, Colo. (Rock Canyon)	WO 3/3
82	GROTH, Jake	WR	6- 4	200	Fr.	HS	Centennial, Colo. (Arapahoe)	WO 5/4
64	HAIGLER, Aaron	OT	6- 7	295	Jr.	2L	Northridge, Calif. (Notre Dame)	S 2/2
29	HUDSON, Uryan	CB	5- 9	155	So.	1L	Manvel, Texas (Manvel)	WO 3/3
91	HUGHES-FORD, Seren	P	6- 2	175	Fr.	HS	Fort Collins, Colo. (Rocky Mountain)	WO 5/4
12	HYPOLITE, Hasaan	S	5-11	200	Fr.	HS	Fresno, Texas (Hightower)	S 5/4
10	JACKSON, Jaylon	WR	5-10	180	Fr.	RS	Cedar Hill, Texas (Cedar Hill)	S 4/4
26	JOHNSON, Dustin	S	6- 1	195	Fr.	HS	Denver, Colo. (Cherry Creek)	WO 5/4
34	JOHNSON, Mustafa	DE	6- 2	290	So.	JC	Turlock, Calif. (Turlock/Modesto Junior College)	S 4/3
36	JONES, Akil	ILB	6- 0	230	So.	1L	San Jose, Calif. (Valley Christian)	S 3/3
88	JONES, Darrion	TE	6- 6	250	Jr.	JC	Compton, Calif. (Carson/Los Angeles Harbor College)	S 3/2
52	JYNES, Joshua	C	6- 3	310	Fr.	HS	Cedar Hill, Texas (DeSoto)	S 5/4
75	KAISER, Josh	OL	6- 6	300	Sr.	3L	Mission Viejo, Calif. (Mission Viejo)	S 1/1
59	KEITER, Colby	ILB	6- 1	225	Fr.	HS	Westminster, Colo. (Ralston Valley)	WO 4/4
89	KINNEY, Alex	P	6- 1	195	Sr.	3L	Fort Collins, Colo. (Rocky Mountain)	S 2/1
58	KUTSCH, Kary	OL	6- 4	300	So.	JC	Redding, Calif. (Shasta/Butte College)	S 4/3
53	LANDMAN, Nate	ILB	6- 3	235	So.	1L	Danville, Calif. (Monte Vista)	S 4/3
92	LANDWEHR, Bailey	P	5-10	170	Sr.	TR	Kersey, Colo. (Platte Valley/Northern Colorado)	WO 1/1
54	LANG, Terrance	DE	6- 7	275	Fr.	RS	Pomona, Calif. (Maranatha)	S 4/4
83	LAWSON, Erik	WR	6- 4	205	So.	VR	Boulder, Colo. (Monarch/CSU-Pueblo)	WO 3/3
1	LEE, Donovan	TB	5-10	190	Sr.	3L	West Hills, Calif. (Chaminade College Prep)	S 1/1
20	LEWIS, Drew	ILB	6- 2	225	Sr.	2L	Sammamish, Wash. (Eastlake/Washington/Coffeyville)	S 1/1
23	LEWIS, Isaiah	S	6- 0	200	Fr.	RS	Granite Bay, Calif. (Granite Bay)	S 4/4
30	LUKELA, Noa	TB	5-11	200	Fr.	RS	Westminster, Colo. (Mountain Range)	WO 4/4
41	LYNCH, Devin	LB	6- 1	210	Fr.	HS	Tarzana, Calif. (Chaminade College Prep)	WO 4/4
56	LYNOTT, Tim Jr.	OL	6- 3	300	Jr.	2L	Parker, Colo. (Regis)	S 2/2
74	LYTLE, Chance	OL	6- 7	315	Fr.	RS	San Antonio, Texas (Churchill)	S 4/4
7	LYTLE, Tyler	QB	6- 5	225	Fr.	RS	Redondo Beach, Calif. (Servite)	S 4/4
14	MacINTYRE, Jay	WR	5-10	185	Sr.	3L	Boulder, Colo. (Monarch)	S 1/1
9	MADDOX, Aaron	S	6- 1	190	So.	JC	North Augusta, S.C. (North Augusta/Pima Community College)	S 3/3
98	MAGRI, Nico	DT	6- 3	275	Fr.	RS	Lafayette, Colo., (Monarch)	WO 4/4
92	MARTINEZ, Ben	DL	6- 2	270	Fr.	HS	South Pasadena, Calif. (South Pasadena)	WO 5/4
34	McMILLIAN, Travon	TB	6- 0	210	Sr.	TR	Woodbridge, Va. (C.D. Hylton/Virginia Tech)	S 1/1

-continued-



Colorado Alphabetical Roster, continued...

No.	Player	Pos.	Ht.	Wt.	Class	Exp.	Hometown (High School/Previous College)	Status
38	MILLER, Brock	CB	6- 0	200	Fr.	HS	Golden, Colo. (Lakewood)	WO 4/4
14	MILLER, Chris	CB	6- 0	190	Fr.	RS	Denton, Texas (Denton)	S 4/4
12	MONTEZ, Steven	QB	6- 5	230	Jr.	2L	El Paso, Texas (Del Valle)	S 2/2
73	MORETTI, Jacob	OL	6- 4	295	Fr.	RS	Arvada, Colo. (Pomona)	S 4/4
16	MULUMBA, Chris	DE	6- 4	285	Sr.	1L	Helsinki, FINLAND (Mäkelärinteen Lukko/Diablo Valley College)	S 2/1
46	NEWMAN, Chase	ILB	6- 2	215	Fr.	RS	La Mirada, Calif. (La Mirada)	S 4/4
3	NIXON, K.D.	WR	5- 8	185	So.	1L	DeSoto, Texas (DeSoto)	S 4/3
4	NOYER, Sam	QB	6- 4	220	So.	1L	Beaverton, Ore. (Beaverton)	S 3/3
79	PAIGE, Heston	C	6- 5	275	Fr.	RS	Highlands Ranch, Colo. (ThunderRidge)	S 4/4
49	PRICE, Davis	PK	6- 2	195	Jr.	2L	Evergreen, Colo. (Evergreen)	S 3/2
43	PRICE, Evan	PK	6- 1	175	Fr.	HS	Evergreen, Colo. (Evergreen)	WO 5/4
65	PURSELL, Colby	C	6- 4	290	Fr.	RS	Valencia, Calif. (Hart)	S 4/4
3	RAKESTRAW, Derrion	S	6- 2	190	So.	1L	Woodstock, Ga. (Sequoyah)	S 3/3
54	RAY, Kanan	OL	6- 4	280	Fr.	HS	Chatsworth, Calif. (Sierra Canyon/UCLA)	S 5/4
90	ROBERTS, Terriek	DE	6- 6	270	So.	1L	Denver, Colo. (South)	S 3/3
25	ROBINSON, Ray	S	6- 1	200	Fr.	HS	Highlands Ranch, Colo. (Highlands Ranch)	S 5/4
68	RODDICK, Casey	OL	6- 4	340	Fr.	HS	Ventura, Calif. (St. Bonaventure)	S 5/4
38	RUSSELL, Brady	TE	6- 3	250	Fr.	RS	Fort Collins, Colo. (Fossil Ridge)	S 4/4
33	SANDERS, Chase	TB	6- 0	190	So.	1L	Jupiter, Fla. (Jupiter)	WO 3/3
86	SCHMANSKI, C.J.	TE	6- 3	220	Fr.	HS	Louisville, Colo. (Monarch)	WO 5/4
2	SHENAULT, Laviska Jr.	WR	6- 2	220	So.	1L	DeSoto, Texas (DeSoto)	S 4/3
78	SHERMAN, William	OL	6- 4	290	Fr.	RS	Allen, Texas (Allen)	S 4/4
71	SHUTACK, Jack	OL	6- 6	285	Jr.	TR	Western Springs, Ill. (Nazareth Academy/Rutgers)	WO 2/2
20	SMITH, Deion	TB	6- 0	180	Fr.	HS	Houston, Texas (Second Baptist)	S 5/4
15	STANLEY, Dimitri	WR	5-11	170	Fr.	HS	Aurora, Colo. (Cherry Creek)	S 5/4
48	STEFANOU, James	PK	6- 1	195	So.	1L	Melbourne, AUSTRALIA (Rose Hill Secondary College)	S 4/3
16	STENSTROM, Blake	QB	6- 4	220	Fr.	HS	Highlands Ranch, Colo. (Valor Christian)	S 5/4
28	TALLEY, Daniel	BLB	6- 2	215	Sr.	2L	Aurora, Colo. (Regis/CSU-Pueblo)	S 1/1
5	TAYLOR, Davion	OLB	6- 2	220	Jr.	JC	Magnolia, Miss. (South Pike/Coahoma Community College)	S 3/2
10	TCHANGAM, Alex	OLB	6- 3	250	Jr.	JC	Doula, Cameroon/John's Creek, Ga. (Chattahoochee/De Anza College)	S 3/2
27	THOMAS, Dylan	WR	6- 2	185	Fr.	HS	Los Angeles, Calif. (Cathedral)	S 5/4
55	TONZ, Brett	OL	6- 4	295	Jr.	2L	Peoria, Ariz. (Centennial)	S 2/2
45	TOWNSEND, James	SN	6- 0	220	Fr.	HS	Malibu, Calif. (Crespi Carmelite)	WO 5/4
21	TREGO, Kyle	S	6- 0	200	Sr.	2L	Discovery Bay, Calif. (Liberty/Diablo Valley College)	S 2/1
72	TUILOMA, Lyle	DT	6- 3	310	Jr.	2L	Nanakuli, Hawai'i (Nanakuli)	S 2/2
8	UDOFFIA, Trey	CB	6- 0	185	So.	1L	Loomis, Calif. (Del Oro)	S 3/3
31	VAN DIEST, Jonathan	ILB	6- 1	230	Fr.	RS	Louisville, Colo. (Cherry Creek)	S 4/4
77	VAUGHN, Hunter	OL	6- 7	300	So.	1L	Parker, Colo. (Legend)	S 3/3
22	WALLACE, L.J.	CB	6- 4	200	Fr.	HS	Atwater, Calif. (Buhach Colony)	S 5/4
26	WELLS, Carson	OLB	6- 4	245	Fr.	RS	Bushnell, Fla. (South Sumter)	S 4/4
4	WIGLEY, Dante	CB	6- 1	195	Jr.	1L	Carrollton, Ga. (Carrollton/Holmes Community College)	S 2/2
9	WINFREE, Juwann	WR	6- 3	215	Sr.	1L	Englewood, N.J. (Dwight Morrow/Maryland/Coffeyville)	S 1/1
6	WORTHINGTON, Evan	S	6- 2	210	Sr.	3L	Aurora, Colo. (Cherokee Trail)	S 1/1
50	YURACHEK, Jake	ILB	6- 1	235	Fr.	HS	Friendswood, Texas (Friendswood)	WO 5/4

Heights and weights recorded as of June 26, 2018. **EXPERIENCE KEY:** #L—indicates number of letters earned through 2017; HS—high school; JC—junior college transfer; RS—freshman redshirt in 2017; TR—transfer; VR—varsity reserve performer. **STATUS KEY:** S—scholarship, WO—walk-on; #/#—clock at start of 2018 season, i.e., 2/1: two years to play one in eligibility.

Inactive Roster Players (Injured/Ineligible/Etc.)

No.	Player	Pos.	Ht.	Wt.	Class	Exp.	Hometown (High School/Previous College)	Reason	Status
13	HAMILTON, Shamar	OLB	6- 5	230	Jr.	JC	Lantana, Fla. (Santalucas/ASA College Miami)	Suspended (team)	S 2/2
95	LOY, Sam	P	6- 1	205	Jr.	TR	San Clemente, Calif. (Santa Margarita Catholic/Vanderbilt)	Transfer	WO 3/2
85	POPLAWSKI, Jared	TE	6- 4	240	So.	1L	Scottsdale, Ariz. (Saguaro)	Injured (shoulder)	S 4/3
99	SAMI, Jalen	DT	6- 6	320	Fr.	HS	Colorado Springs, Colo. (Vista Ridge)	Injured (knee)	S 5/4
39	SANCHEZ, Jaisen	S	6- 1	200	Sr.	1L	Kapolei, Hawai'i (St. Louis)	Medical (knee)	S 1/1

Grayshirt Candidates (January 2019 Enrollment)

No.	Player	Pos.	Ht.	Wt.	Class	Exp.	Hometown (High School/Previous College)	Status
51	GUSTAV, Joshka	LB	6- 3	230	Fr.	HS	Cherry Valley, Calif. (Aquinas)	S 5/4

2018 COACHING STAFF: Head Coach: Mike MacIntyre (third season at Colorado). Assistant Coaches: D.J. Eliot (DC/OLB), Darrin Chiaverini (co-OC/WR), Klayton Adams (co-coordinator/OL), Ashley Ambrose (DB/CB), Gary Bernardi (TE/HB), ShaDon Brown (DPGC/DB/S), Kwahn Drave (DL), Ross Els (ILB), Darian Hagan (RB), Kurt Roper (QB), Drew Wilson (S&C). **Grad Assistants:** Dalmin Gibson (D), Jack Harris (O), Peter Tuitupou (O), Chidera Uzo-Diribe (D). **Quality Control:** Daniel Da Prato (Offense), Nate Taye (Defense), Matt Thompson (Special Teams).

CAPTAINS: 17 Kabion Ento, WR; 7 Nick Fisher, SS; 32 Rick Gamboa, ILB; 64 Aaron Haigler, OT; 89 Alex Kinney, P; 14 Jay MacIntyre, WR; 9 Juwann Winfree, WR.



Colorado Numerical Roster (as of October 2 a.m.):

No.	Player	Pos.	No.	Player	Pos.	No.	Player	Pos.	No.	Player	Pos.
1	LEE, Donovan	TB	17	GOLDIN, Josh	QB	38	MILLER, Brock	CB	71	SHUTACK, Jack	OL
1	ABRAMS, Delrick Jr.	CB	18	BROWN, Tony	WR	38	RUSSELL, Brady	TE	72	TUILOMA, Lyle	DT
2	BLACKMON, Ronnie	CB	20	LEWIS, Drew	ILB	41	LYNCH, Devin	LB	73	MORETTI, Jacob	OL
2	SHENAULT, Laviska Jr.	WR	20	SMITH, Dejon	TB	42	FALO, Nu'umotu Jr.	OLB	74	LYTLE, Chance	OL
3	NIXON, K.D.	WR	21	EVANS, Kyle	TB	43	PRICE, Evan	PK	75	KAISER, Josh	OL
3	RAKESTRAW, Derrion	S	21	TREGO, Kyle	S	44	BOUNDS, Chris	TE	76	FILLIP, Frank	OL
4	NOYER, Sam	QB	22	ARIAS, Daniel	WR	44	CALLIER, Jacob	OLB	77	VAUGHN, Hunter	OL
4	WIGLEY, Dante	CB	22	WALLACE, L.J.	CB	45	TOWNSEND, James	SN	78	SHERMAN, William	OL
5	TAYLOR, Davion	OLB	23	LEWIS, Isaiah	S	46	NEWMAN, Chase	ILB	79	PAIGE, Heston	C
6	WORTHINGTON, Evan	S	23	BROUSSARD, Jarek	TB	47	EDRIDGE, Nick	OLB	80	COLEMAN, Derek	TE
6	CHIAVERINI, Curtis	WR	25	BLACKMON, Mekhi	CB	48	STEFANO, James	PK	81	FOULK, Griffin	WR
7	FISHER, Nick	S	25	ROBINSON, Ray	S	49	PRICE, Davis	PK	82	GROTH, Jake	WR
7	LYTLE, Tyler	QB	26	WELLS, Carson	OLB	50	YURACHEK, Jake	ILB	83	LAWSON, Erik	WR
8	FONTENOT, Alex	TB	26	JOHNSON, Dustin	S	52	JYNES, Joshua	C	84	BACA, Clayton	WR
8	UDOFFIA, Trey	CB	27	GEORGE, Kevin	CB	53	LANDMAN, Nate	ILB	86	SCHMANSKI, C.J.	TE
9	WINFREE, Juwann	WR	27	THOMAS, Dylan	WR	54	LANG, Terrance	DE	87	COLODNY, Vincent	TE
9	MADDOX, Aaron	S	28	TALLEY, Daniel	BLB	54	RAY, Kanan	OL	88	JONES, Darrion	TE
10	TCHANGAM, Alex	OLB	29	HUDSON, Uryan	CB	55	TONZ, Brett	OL	89	KINNEY, Alex	P
10	JACKSON, Jaylon	WR	30	LUKELA, Noa	TB	56	FRANKE, Jase	DE	90	ROBERTS, Terriek	DE
12	MONTEZ, Steven	QB	31	VAN DIEST, Jonathan	ILB	56	LYNOTT, Tim Jr.	OL	91	HUGHES-FORD, Seren	P
12	HYPOLITE, Hasaan	S	32	GAMBOA, Rick	ILB	57	DEITCHMAN, John	OL	92	MARTINEZ, Ben	DL
13	BELL, Maurice	WR	33	EDWARDS, Javier	DT	58	KUTSCH, Kary	OL	92	LANDWEHR, Bailey	P
14	MACINTYRE, Jay	WR	33	SANDERS, Chase	TB	59	KEITER, Colby	ILB	93	FRANCIS, Tyler	PK
14	MILLER, Chris	CB	34	JOHNSON, Mustafa	DE	62	EGGERS, Justin	OL	95	ANTWINE, Israel	DE
15	STANLEY, Dimitri	WR	34	McMILLIAN, Travon	TB	63	BALE, J.T.	SN	96	FINAU, Melekiola	DE
16	MULUMBA, Chris	DE	35	BISHARAT, Beau	TB	64	HAIGLER, Aaron	OT	97	BANDI, Mo	DT
16	STENSTROM, Blake	QB	36	JONES, Akil	ILB	65	PURSELL, Colby	C	98	MAGRÌ, Nico	DT
17	ENTO, Kabion	WR	37	COOPER, Lucas	S	68	RODDICK, Casey	OL			

2018 COLORADO FOOTBALL LETTERMAN PICTURE

Colorado has **43** lettermen returning for 2018 (40 from the 2017 team, with four others from past years); they break down into 18 on offense, 21 on defense and 4 specialists; the Buffs lose 34 lettermen off the 2017 squad (20 offense/13 defense/1 specialist). CU returns 11 starters from last season (4 offense/7 defense), losing 13 (8 offense/5 defense); two players started six games among three offensive line positions and two players started six times each at cornerback, so the starter counts on offense and defense are based off 12 players instead of the standard 11. The 2017 starters are listed in bold (six or more starts); *—denotes letters earned primarily on special teams. The breakdown:

OFFENSE

Position	Returning (18)	Lost (20)
WR (x)	Laviska Shenault, Kabion Ento (from 2016)	Bryce Bobo , Xavier Cochrane (from 2016)
WR (z)	Juwann Winfree	Shay Fields , Lee Walker
WR (h)	K.D. Nixon	Devin Ross , Kevin Dement
WR (y)	Jay MacIntyre	Johnny Huntley
LT	Josh Kaiser, *Hunter Vaughn	Jeromy Irwin
LG		Gerrard Kough , Dillon Middlemiss
C	*Brett Tonz	Jonathan Huckins
RG	Tim Lynott Jr. (also C), Aaron Haigler	
RT		Isaac Miller
TE/HB	Chris Bounds, Jared Poplawski	George Frazier, Dylan Keeney (from 2016), Eddy Lopez
QB	Steven Montez , Sam Noyer	Casey Marksberry, *T.J. Patterson
TB	Beau Bisharat, Kyle Evans, Donovan Lee (from 2016), *Chase Sanders	Phillip Lindsay , Michael Adkins, #Tanner Grzesiek

DEFENSE

Position	Returning (21)	Lost (13)
OLB		Derek McCartney , *Dante Sparaco
DE	Jase Franke, Terriek Roberts	Leo Jackson III
NT	Javier Edwards , Lyle Tuiloma	
DE	Chris Mulumba	
OLB	Jacob Callier, Nu'umotu Falo, Jr. (from 2016)	Timothy Coleman, Terran Hasselbach, Michael Mathewes
MLB	Rick Gamboa , *Akil Jones	#Brian Meek
JLB	Drew Lewis , Nate Landman	#Trent Headley
BUFF	Daniel Talley	Ryan Moeller
CB	*Ronnie Blackmon, *Derrion Rakestraw	Isaiah Oliver , *Andrew Bergner
SS	Evan Worthington , *Lucas Cooper	*Jaisen Sanchez (from 2015)
FS	Nick Fisher, *Kyle Trego	Afolabi Laguda
CB	Trey Udoffia / Dante Wigley , *Uryan Hudson	

SPECIALISTS

Position	Returning (4)	Lost (1)
P	Alex Kinney	
PK	Davis Price (KO), James Stefanou (PK)	Chris Graham
SN	J.T. Bale	

2018 UNIVERSITY OF COLORADO BUFFALO FOOTBALL STATISTICS

Won 4, Lost 0 (0-0 Pac-12)

RESULTS/Attendance (◆—Pac-12 Game)				Result	Time	Attendance
A 31	Colorado State (N; Denver)	W	45-13	3:29	70,158	
S 8	at Nebraska.....	W	33-28	3:41	89,853	
S 15	NEW HAMPSHIRE.....	W	45-14	3:18	42,360	
S 28	◆ UCLA (N).....	W	38-16	3:13	46,814	

O 6	◆ ARIZONA STATE.....					
O 13	◆ at Southern California.....					
O 20	◆ at Washington.....					
O 27	◆ OREGON STATE.....					
N 2	◆ at Arizona (N).....					
N 10	◆ WASHINGTON STATE.....					
N 17	◆ UTAH.....					
N 24	◆ at California.....					

SCORE-BY-QUARTERS	1	2	3	4	OT	—	Total
COLORADO	49	38	51	23	x	—	161
Opponents	24	20	24	3	x	—	71

TEAM STATISTICS	Colorado	Opponents
FIRST DOWNS	96	75
by rushing	42	36
by passing	48	30
by penalty	6	9
FIRST DOWN PLAYS/YARDS.....	134/875	122/570
average gain on first down	6.53	4.73
THIRD DOWN EFFICIENCY.....	23-56	21-64
percentage.....	41.1	32.9
FOURTH DOWN EFFICIENCY.....	3-6	4-10
percentage.....	50.0	40.0
RUSHING ATTEMPTS	174	152
yards gained	936	761
yards lost	114	136
NET RUSHING YARDS	822	625
average per rush	4.72	4.11
average per game	205.5	156.3
PASSING ATTEMPTS	126	140
passes completed	95	71
had intercepted	3	3
completion percentage	75.4	50.7
efficiency rating	170.0	102.8
NET PASSING YARDS	1137	783
average per attempt	9.02	5.59
average per completion	12.0	11.0
average per game	284.3	195.8
TOTAL OFFENSIVE PLAYS	300	292
TOTAL NET YARDS	1959	1408
AVERAGE GAIN PER PLAY	6.53	4.82
AVERAGE PER GAME	489.8	352.0
FUMBLES-LOST.....	8-1	6-4
PENALTIES/YARDS.....	26/210	30/232
Offensive	12/93	10/60
Defensive	10/97	15/132
Special Teams	4/20	5/40
Bench/Fans/NCAA Unsportsmanlike	0/0	0/0
TURNOVERS (Margin: +3/+0.75)	4	7
TOTAL RETURN YARDS.....	185	52
Punt Returns: No-Yards.....	14-130	6-37
Interceptions: No-Yards.....	3-41	3-15
Misc. (Fumble/Blk. FG) Returns.....	1-14	0-0
KICKOFF RETURNS: No-Yards	6-144	6-96
average per return	24.0	16.0
PUNTS	17	24
yards	707	1162
gross average.....	41.6	48.4
yard deductions: returns/touchbacks.....	37/0	130/20
net yards.....	670	1012
net average	39.4	42.2
DEFENSIVE/tackles for loss.....	35-134	34-113
quarterback sacks/yards	13/87	11/61
quarterback hurries	34	13
passes broken up.....	24	6
forced fumbles (ST).....	5 (0)	3 (0)
BLOCKED KICKS (Special Teams)	0	0
TIME OF POSSESSION	124:07	115:53
average per game	31:32	28:28
TIME SPENT IN THE LEAD (tied 31:46).....	158:25	49:49
TIMES PENETRATED OPPONENT 20	16	6
scores/td,fg	14/11,3	5/3,2
GOAL-TO-GO SITUATIONS	8	5
scores/td,fg	8/7,1	5/3,2
TOTAL DRIVES	53	55
drives ended by: TD	20	7
FG Made/FG Miss.....	5/2	5/2
Punt/Downs.....	17/3	24/6
TO/SAF/Clock.....	4/0,2	7/0,4
TOTAL POINTS	161	71
average per game	40.3	17.8

RUSHING					--avg. per--									high
Player	G	Att	Gain	Loss	NET	att.	game	TD	Long	20+	10+	5+	game	
Travon McMillian.....	4	54	400	8	392	7.26	98.0	4	75t	4	12	21	162	
Beau Bisharat	4	21	146	3	143	6.81	35.8	0	47	2	4	6	92	
Kyle Evans.....	4	33	124	3	121	3.67	30.3	1	11	0	1	12	59	
Steven Montez.....	4	29	173	65	108	3.72	27.0	3	38t	2	7	11	81	
Alex Fontenot	4	11	45	2	43	3.91	10.8	1	15t	0	1	5	29	
Laviska Shenault	4	8	28	0	28	3.50	7.0	2	5	0	0	2	18	
Chase Sanders.....	1	4	9	1	8	2.00	8.0	0	4	0	0	0	8	
Jay MacIntyre.....	4	1	4	0	4	4.00	1.0	0	4	0	0	0	4	
K.D. Nixon.....	4	4	4	10	-6	-1.50	-1.5	0	2	0	0	0	-2	
Sam Noyer	2	3	3	11	-8	-4.00	-4.0	0	3	0	0	0	-3	
Team (<i>k-downs, snaps</i>)	4	6	0	11	-11	-	

PASSING													—avg. per—	TOTAL OFFENSE
Player	G	Att	Com	Int	(T)	Pct.	Yards	att. comp.	TD	Long	HT	Sacked	Att. Yards	Avg.
Steven Montez....	4	120-	91-	2	(0)	75.8	1092	9.1 12.0	9	89t	13	10/57	149	1200 8.1
Jay MacIntyre.....	4	1-	1-	0	(0)	100.0	31	31.0 31.0	0	31	0	0/0	1	31 31.0
Sam Noyer	2	5-	3-	1	(0)	60.0	14	2.8 4.7	0	7	0	0/0	8	6 0.8
K.D. Nixon.....	4	0-	0-	0	(0)	0.0	0	0.0 0.0	0	0	0	1/4	1	31 31.0
Team (spiked passes)	0-	0-	0	...	0.0	0/0	6	-11 -1.8

NCAA Ratings: Montez 173.7; Noyer 43.5; MacIntyre 360.4..

Passes w/o INT: Montez 26, Noyer 0 (T—interceptions that were tipped; HT—hurried throws)

RECEIVING				---avg. per---						high games----	
Player	G	No.	Yards	rec.	game	TD	Long	20+	10+	rec	yards
Laviska Shenault	4	38	581	15.3	145.3	4	89t	7	19	12	11-211
K.D. Nixon	4	18	193	10.7	48.3	1	46t	2	7	6	6-112
Tony Brown	4	14	179	12.8	44.8	0	53	2	5	6	5-80
Jay MacIntyre	4	10	65	6.5	16.3	2	12	0	3	8	8-45
Juwann Winfree.....	2	7	55	7.9	27.5	1	20	1	3	5	5-48
Travon McMillian.....	4	3	6	2.0	1.5	0	9	0	0	2	2- 5
Kyle Evans.....	4	2	40	20.0	10.0	0	31	1	1	1	1-31
Kabion Ento	4	2	14	7.0	3.5	0	11	0	1	1	1-11
Beau Bisharat	4	1	4	4.0	1.0	1	4t	0	0	1	1- 4

SCORING												
	Touchdowns-----					2Pt.						
Player	G	Total	Rush	Rec.	Ret.	PAT	EP-EPA	FG-FGA	Saf	DEX	PTS	
Laviska Shenault	4	6	2	4	0	0-0	0-0	0-0	--	--	36	
James Stefanou.....	4	0	0	0	0	0-0	20-20	5-7	--	--	35	
Travon McMillian.....	4	4	4	0	0	0-0	0-0	0-0	--	--	24	
Steven Montez.....	4	3	3	0	0	0-1	0-0	0-0	--	--	18	
Jay MacIntyre.....	4	2	0	2	0	0-0	0-0	0-0	--	--	12	
Beau Bisharat	4	1	0	1	0	0-0	0-0	0-0	--	--	6	
Kyle Evans.....	4	1	1	0	0	0-0	0-0	0-0	--	--	6	
Alex Fontenot	4	1	1	0	0	0-0	0-0	0-0	--	--	6	
K.D. Nixon.....	4	1	0	1	0	0-0	0-0	0-0	--	--	6	
Davion Taylor.....	4	1	0	0	1	0-0	0-0	0-0	--	--	6	
Juwann Winfree.....	2	1	0	1	0	0-0	0-0	0-0	--	--	6	
COLORADO	4	21	11	9	1	0-1	20-20	5-7	0	0	161	
Opponents	4	8	3	4	1	0-0	8-8	5-7	0	0	71	

PUNTING												
Players	G	No.	Yards	Avg.	Long	In 20	50+	TB	had blk	Ret. Yds.	Net Yds	Net Avg.
Alex Kinney.....	2	4	184	46.00	54	2	1	0	0	2	182	45.5
Davis Price	4	13	523	40.23	58	2	1	0	0	35	488	37.5
COLORADO	4	17	707	41.59	54	4	2	9	9	37	670	39.4
Opponents	4	24	1162	48.42	61	10	13	1	0	130	1012	42.2

FIELD GOALS	G	10-19	20-29	30-39	40-49	50-59	60+	Total	Pct.	Long
James Stefanou.....	4	1-1	0-0	2-3	2-3	0-0	0-0	5- 7	71.4	41
(39) (40, 35, 37wl, 43wl) (19) (41)										
Opponents	4	0-0	2-2	0-1	1-2	2-2	0-0	5- 7	71.4	51

Colorado Football Statistics / 2-2-2

DEFENSIVE

Player	G	Plays	UT	AT	—	TOTAL	Avg.	Sacks	Other	TZ	3DS	QBP	QCD	FR	FF	PBU
LB Nate Landman	4	202	19	24	—	43	10.8	1- 6	5- 6	3	5	0	0	0	1	1
LB Rick Gamboa	4	246	14	16	—	30	7.5	0- 0	0- 0	2	4	1	2	0	1	2
DL Mustafa Johnson	4	178	22	5	—	27	6.8	3½-17	4-11	0	4	4	0	1	0	1
DB Delrick Abrams	4	199	18	6	—	24	6.0	0- 0	1- 2	0	2	1	0	0	1	4
LB Drew Lewis	4	216	14	5	—	19	4.8	2-17	2- 2	0	5	4	0	0	0	3
DB Nick Fisher	4	266	16	2	—	18	4.5	0- 0	0- 0	1	4	1	0	0	0	1
DB Evan Worthington	4	271	11	7	—	18	4.5	0- 0	2- 4	0	0	0	0	0	0	4
DL Javier Edwards	4	133	12	3	—	15	3.8	1- 6	1- 3	1	0	1	0	0	0	0
LB Davion Taylor	4	151	12	2	—	14	3.5	1- 9	2- 4	2	1	4	0	2	0	0
DB Dante Wigley	4	188	9	1	—	10	2.5	0- 0	0- 0	0	0	0	0	0	0	1
DL Chris Mulumba	4	64	9	1	—	10	2.5	1- 7	0- 0	0	1	0	0	0	0	0
DB Trey Udoffia	4	109	8	2	—	10	2.5	0- 0	1- 3	0	1	0	0	0	0	1
DT Jase Franke	4	92	6	2	—	8	2.0	1- 3	1- 3	2	2	2	0	0	0	1
LB Carson Wells	4	110	5	1	—	6	1.5	½- 3	0- 0	1	4	2	1	0	0	1
LB Jacob Callier	4	80	5	1	—	6	1.5	1- 9	0- 0	0	2	3	0	0	0	0
DT Lyle Tuiloma	4	92	3	2	—	5	1.3	0- 0	0- 0	0	0	1	0	0	1	0
DL Israel Antwine	4	146	2	3	—	5	1.3	0- 0	1- 1	0	1	1	0	0	0	0
DB Daniel Talley	3	18	3	1	—	4	1.3	0- 0	1- 1	1	1	1	0	1	0	0
DB Kyle Trego	3	28	2	2	—	4	1.3	0- 0	0- 0	0	1	0	1	0	0	0
DL Terrance Lang	4	95	2	1	—	3	0.8	0- 0	0- 0	0	2	3	1	0	0	1
DB Ronnie Blackmon	4	70	2	1	—	3	0.8	0- 0	0- 0	0	2	1	0	0	0	1
DB Chris Miller	2	52	2	1	—	3	1.5	0- 0	0- 0	0	0	0	0	0	0	0
DL Alex Tchangam	3	39	2	1	—	3	1.0	0- 0	0- 0	1	1	1	0	0	0	1
DB Aaron Maddox	2	21	2	0	—	2	1.0	0- 0	0- 0	0	0	0	0	0	0	0
LB Nu'umotu Falo	3	31	1	1	—	2	0.7	0- 0	0- 0	0	1	1	0	0	0	0
LB Jonathan Van Diest	2	23	1	1	—	2	1.0	0- 0	0- 0	0	1	1	0	0	0	0
DB Derrion Rakestraw	3	19	1	0	—	1	0.3	0- 0	1- 7	0	1	0	0	0	0	1
DB Isaiah Lewis	2	7	1	0	—	1	0.5	0- 0	0- 0	0	0	0	0	0	0	0
LB Nick Edridge	1	5	1	0	—	1	1.0	0- 0	0- 0	0	0	0	0	0	0	0
LB Akil Jones	1	12	0	1	—	1	1.0	0- 0	0- 0	0	0	0	0	0	0	0
LB Hunter Yurachek	1	4	0	1	—	1	1.0	0- 0	0- 0	0	0	0	0	0	0	0
LB Chase Newman	2	14	0	0	—	0	0.0	0- 0	0- 0	0	0	0	0	0	0	0
DL Nico Magri	2	12	0	0	—	0	0.0	0- 0	0- 0	0	0	0	0	0	1	0
DB Mehki Blackmon	2	9	0	0	—	0	0.0	0- 0	0- 0	0	0	0	0	0	0	1
DB Lucas Cooper	2	4	0	0	—	0	0.0	0- 0	0- 0	0	0	0	0	0	0	0
DB Hasaan Hypolite	1	3	0	0	—	0	0.0	0- 0	0- 0	0	0	0	0	0	0	0
DL Mo Bandi	1	1	0	0	—	0	0.0	0- 0	0- 0	0	0	0	0	0	0	0
DB Uryan Hudson	1	1	0	0	—	0	0.0	0- 0	0- 0	0	0	0	0	0	0	0
DL Terriek Roberts	1	1	0	0	—	0	0.0	0- 0	0- 0	0	0	0	0	0	0	0
--- Team	4	1	1	0	--	1	0.3	1-10	0- 0	0	0	0	0	0	0	0

ATTENDANCE

Site	G	Attendance	Average	High	W-L
In Boulder	2	89,174	44,587.0	46,814	1-0
On The Road ...	1	89,853	89,853.0	89,853	1-0
Neutral	1	70,158	70,158.0	70,158	1-0

PUNT RETURNS

Player	G	No.	Yards	Avg.	Long	TD	AFP
Ronnie Blackmon	4	12	131	10.9	28	0	C27
Donovan Lee	2	2	-1	-0.5	3	0	C21

(AFP—Avg. Field Position; Blackmon 12/323; Lee 2/41)

KICKOFF RETURNS

Player	G	No.	Yards	Avg.	Long	TD	AFP
Donovan Lee	2	1	31	31.0	31	0	C31
Ronnie Blackmon	4	1	27	27.0	27	0	C27
K.D. Nixon	4	4	86	21.5	27	0	C23

(AFP—Avg. Field Position; Lee 1/31; Blackmon 1/27; Nixon 4/92)

INTERCEPTION RETURNS

Player	G	No.	Yards	Avg.	Long	TD
Nate Landman	4	2	24	12.0	22	0
Rick Gamboa	4	1	17	17.0	17	0

FUMBLE RETURNS

Player	G	No.	Yards	Avg.	Long	TD
Davion Taylor	4	1	14	14.0	14t	1

DEFENSIVE SCRIMMAGE SNAPS: 292.
FOURTH DOWN STOPS (3; included in third down stops):
Landman 2, Lewis, Wells.
TOUCHDOWN SAVES (9): Worthington 2, Abrams 2,
M. Blackmon, R. Blackmon, Gamboa, Maddox,
Rakestraw.
INTERCEPTIONS CAUSED (3): Lang 2, M. Blackmon.
SACKS FOR 0 (0): none.
SAFETIES (0): None.

SPECIAL TEAMS STATISTICS

Player	UT	UT/20	AT	AT/20	FF	FR	KSD	WB	DP	BLK	FFC	FDF	RK	OTH	POINTS
Beau Bisharat	1	1	2	0	0	0	5	0	2	0	1	0	0	0	= 12
Aaron Maddox	1	1	2	1	0	0	0	0	0	0	3	1	0	0	= 9
Kabion Ento	2	1	1	0	0	0	2	0	1	0	0	0	0	0	= 7
Daniel Talley	1	0	0	0	0	0	5	0	1	0	0	0	0	0	= 7
Kyle Trego	1	0	0	0	0	0	2	0	1	0	1	0	0	0	= 5
Mehki Blackmon	0	0	0	0	0	0	3	0	0	0	0	0	0	0	= 3
Hasaan Hypolite	1	0	1	1	0	0	0	0	0	0	0	0	0	0	= 3
Chris Bounds	0	0	0	0	0	0	2	0	0	0	0	0	0	0	= 2
Lucas Cooper	1	1	0	0	0	0	0	0	0	0	0	0	0	0	= 2
Brady Russell	0	0	0	0	0	0	2	0	0	0	0	0	0	0	= 2
Daniel Arias	1	0	0	0	0	0	0	0	0	0	0	0	0	0	= 1

Player	UT	UT/20	AT	AT/20	FF	FR	KSD	WB	DP	BLK	FFC	FDF	RK	OTH	POINTS
Ronnie Blackmon ...	0	0	0	0	0	0	1	0	0	0	0	0	0	0	= 1
Kyle Evans	0	0	0	0	0	0	0	0	0	0	0	0	0	1	= 1
Nick Flsher	0	0	0	0	0	0	0	0	0	0	0	1	0	0	= 1
Kevin George	1	0	0	0	0	0	0	0	0	0	0	0	0	0	= 1
Uryan Hudson	0	0	0	0	0	0	1	0	0	0	0	0	0	0	= 1
Alex Kinney	1	0	0	0	0	0	0	0	0	0	0	0	0	0	= 1
Isaiah Lewis	0	0	0	0	0	0	1	0	0	0	0	0	0	0	= 1
Derrion Rakestraw ..	0	0	0	0	0	0	1	0	0	0	0	0	0	0	= 1
Davion Taylor	0	0	0	0	0	0	2	0	0	0	0	0	0	0	= 1
Carson Wells	0	0	0	0	0	0	1	0	0	0	0	0	0	0	= 1

BLOCKED KICKS SUMMARY (0): None. OTHER—Field Goal Pressures: None. Punt Pressures: None.
Touchdown Saves: None. Stuffed Punt Fakes: None. Caused Penalties: Evans. Fair Catch/Kickoff Return: None.

KEY: UT—Unassisted Tackle; UT/20—UT Inside-the-20; AT—Assisted Tackle; AT/20—AT Inside-the-20; TZ—Tackles For Zero; 3DS—Third/Fourth Down Stops (tackles, INTs, QBPs or PBUs); QBP—Quarterback Pressure; QCD—Quarterback Chasedowns; FF—Forced Fumble; FR—Fumble/Muff Recovery (Opponent on defense or CU or Opponent on special teams); PBU—Passes Broken Up; KSD—Knockdown or Springing Block on Kick Return; WB—Wedge Break; DP—Downed Punt (meaningful); BLK—Blocked Kick; RK—Recovered Blocked Kick, Punt or On-side kick; FFC—Forced Fair Catch; FDF—First Downfield (on kickoff or punt that altered return path); CP—Caused Penalty. A defensive game played is credited only when a player is in for at least one defensive play; defensive tackles do not include special team tackles.
NOTE: Defensive/special team statistics compiled from coaches' video; NCAA/Pac-12 Colorado stats are not accurate.

YARDS BY QUARTER/HALF

Game	COLORADO								OPPONENT							
	1Q	2Q	3Q	4Q	2H	OT	GAME		1Q	2Q	3Q	4Q	2H	OT	GAME	
Colorado State	243	89	332	207	57	264	---	596	19	80	179	55	50	105	---	284
Nebraska	103	36	139	118	138	256	---	395	189	140	329	129	107	236	---	565
New Hampshire	63	171	234	185	72	257	---	491	34	41	75	106	89	195	---	270
UCLA	105	91	196	169	112	281	---	477	114	77	191	57	41	98	---	289
Arizona State																
Southern California																
Washington																
Oregon State																
Arizona																
Washington State																
Utah																
California																

BIG PLAYS

COLORADO					OPPONENT				
20+	10+	5+			20+	10+	5+		
7	15	33			2	13	27		
4	18	31			7	18	41		
6	14	33			3	13	20		
4	17	30			3	10	23		

AT-A-GLANCE SUMMARIES

[illegible]

OFFENSIVE LINE STATISTICS

Player	Play Count												Season Totals							Best Game Grade (minimum 10 snaps)
	CSU	NEB	UNH	UCLA	ASU	USC	UW	OSU	UA	WSU	UTAH	CAL	Plays	KD	TDB	PPTD	QBS	PRS	PEN	
J. EGGERS	—	—	2	—									2	0	0	0	0	0	0	N/A
F. FILLIP	8	—	4	25									37	3½	1	0	0	0	0	2.62 / UCLA
A. HAIGLER	52	85	52	69									258	1	8	9	1½	6	0	2.53 / UCLA
J. KAISER	57	51	35	50									193	2	7	7	1	1	0	2.42 / Colorado State
K. KUTSCH	8	—	51	—									59	4	3	0	0	0	0	2.63 / New Hampshire
T. LYNOTT	57	85	58	6									206	9	5	7	2	1	1	2.53 / Nebraska
C. LYTLE	—	—	2	—									2	1	0	0	0	0	0	N/A
J. MORETTI	8	1	33	—									42	1	0	1	0	1	1	2.62 / New Hampshire
H. PAIGE	4	—	4	—									8	0	0	1	0	0	0	N/A
C. PURSELL	61	85	71	75									292	4	8	8	2½	2	1	2.42 / Colorado State, New Hampshire
W. SHERMAN	13	34	55	75									177	1	5	3	0	2	1½	2.23 / Colorado State
J. SHUTACK	—	—	4	—									4	0	0	0	0	0	0	N/A
B. TONZ	57	84	—	75									216	8	5	8	2	1	2½	2.36 / Colorado State
H. VAUGHN	—	—	4	—									4	0	0	0	0	0	0	N/A
Team	65	85	75	75									1500	34½	42	44	9	14	7	2.46 / Colorado State

Sacks/pressures allowed by others or coverage not included; sacks & pressures may exceed overall team total as two players can be awarded a pressure on the same play.

KEY: KD—Knockdown Blocks (pancakes/blown off the line/finishes); TDB—Touchdown Blocks (direct); PPTD—Perfect plays on passing touchdown/conversions; QBS—Quarterback Sacks Allowed; PRS—Pressures Allowed; PEN—Penalties. Grades based of 0, 1, 2, 3 or 4 points per play (½-points awarded if somewhere in-between), the lower the better. Final Grade Scale: 0.00-1.90 phenomenal performance; 1.91-2.09 all-conference caliber or better; 2.10-2.25 starting caliber; 2.41-2.60 average; 2.61-4.0 below average.

FG/PAT TEAM PLAY COUNT (27): Bounds 27, Haigler 27, Kutsch 27, Russell 27, Sherman 27, Vaughn 27, Kaiser 25, Tonz 14, C. Lytle 13, Shutack 2 (*Snappers*: Bale 27;

Holders: Goldin 18, Kinney 9; *Kickers:* Stefanou 27).

PUNT TEAM SNAPS (17; includes fakes, roughing calls): J.T. Bale 17.

NON-OFFENSIVE SCORES (1)

vs. Opponent	Player	Play	By Opponent (1)	Player	Play
New Hampshire	Davion Taylor	14 fumble return	New Hampshire	Pop Lacey	15 interception return

MISCELLANEOUS STAT BOX

(Coin Toss: O-offense; D-Defense; d-deferred/played defense first)

Game	Red Zone (Scores-Att; (TD/FG); Plays-Yds)						Avg./1st Down		2nd Down Eff.		3rd Dn/Avg-to-Go		Plays (+/0/-)			Plus Territory (Plays-Yards)			Coin Toss			
	Colorado	Opponent					Colo	Opp.	Colo	Opp.	Colo.	Opp.	Colorado	Opponent		Colorado	Opponent	Temp				
Colorado State	3-3	(2/1)	10-31	1-1	(0/1)	3- 5	7.9	4.9	13-23	4-24	8.1	6.2	53	7	5	48	19	9	35-273	19- 76	74°	L (O)
Nebraska	3-4	(2/1)	9-16	2-2	(2/0)	3-17	5.4	4.8	9-28	14-29	9.0	6.9	51	22	12	61	14	8	40-181	37-190	70°	L (D)
New Hampshire	4-5	(3/1)	14-56	0-1	(0/0)	2-(-7)	6.9	3.8	11-26	3-22	6.6	10.2	55	10	10	31	28	11	35-173	16- 33	90°	W (d)
UCLA	3-3	(3/0)	8-42	2-2	(1/1)	8-26	6.1	5.1	12-27	5-21	4.8	7.4	59	5	11	36	20	7	34-169	27-103	46°	W (d)
Arizona State																						
Southern California																						
Washington																						
Oregon State																						
Arizona																						
Washington State																						
Utah																						
California																						

SCORING DRIVES (Game-By-Game)

Opponent	Plays	Yards	Time	Result	Qtr	(Down) How	PAT	Quarterback
Colorado State	5	75	1:24	TD	1	(1) Montez 38 run	Stefanou	Montez
Colorado State	5	87	1:37	TD	1	(1) Nixon 46 pass from Montez	Stefanou	Montez
Colorado State	9	75	2:29	TD	1	(2) Bisharat 4 pass from Montez	Stefanou	Montez
Colorado State	8	48	3:23	*TD	2	(2) Winfree 4 pass from Montez	Stefanou	Montez
Colorado State	3	85	1:18	TD	3	(3) Shenault 89 pass from Montez	Stefanou	Montez
Colorado State	5	70	1:32	TD	3	(3) McMillian 49 run	Stefanou	Montez
Colorado State	9	45	4:03	FG	3	(4) Stefanou 39 FG	Montez
Nebraska	8	86	3:05	*TD	1	(2) MacIntyre 3 pass from Montez	Stefanou	Montez
Nebraska	4	24	1:42	*TD	1	(2) Shenault 3 run	Stefanou	Montez
Nebraska	11	52	1:51	FG	2	(4) Stefanou 40 FG	Montez
Nebraska	12	55	3:55	FG	3	(4) Stefanou 35 FG	Montez
Nebraska	11	75	4:11	TD	3	(3) MacIntyre 3 pass from Montez	Stefanou	Montez
Nebraska	7	77	1:17	TD	4	(1) Shenault 40 pass from Montez	Stefanou	Montez
New Hampshire	3	28	1:04	*TD	1	(3) Shenault 28 pass from Montez	Stefanou	Montez
New Hampshire	8	55	2:36	TD	2	(2) McMillian 1 run	Stefanou	Montez
New Hampshire	6	75	1:59	TD	2	(2) Evans 6 run	Stefanou	Montez
New Hampshire	1	75	0:12	TD	3	(1) McMillian 75 run	Stefanou	Montez
New Hampshire	9	73	3:29	FG	3	(4) Stefanou 19 FG	Noyer
New Hampshire	9	43	5:21	TD	4	(2) Fontenot 15 run	Stefanou	Noyer
UCLA	5	85	2:20	TD	1	(1) Shenault 57 pass from Montez	Stefanou	Montez
UCLA	12	80	5:51	TD	2	(3) Montez 10 run	Stefanou	Montez
UCLA	7	75	2:51	TD	3	(3) Shenault 1 run	Stefanou	Montez
UCLA	13	67	5:45	TD	3	(1) McMillian 6 run	Stefanou	Montez
UCLA	6	51	2:59	FG	4	(4) Stefanou 41 FG	Montez
UCLA	5	63	3:01	TD	4	(3) Montez 53 run	Stefanou	Montez

(*—scored following a turnover.)

Drive Analysis

DISTANCE	COLORADO		OPPONENT	
Length	TD	FG	TD	FG
(minus)	—	0	—	0
0—9	0	0	0	0
10—19	0	0	0	0
20—29	2	0	0	0
30—39	0	0	0	1
40—49	1	2	1	2
50—59	1	3	1	0
60—69	2	0	0	1
70—79	9	0	3	1
80—89	5	0	2	0
90—99	0	0	0	0

GAME OPENING DRIVES

Game	COLORADO			OPPONENT		
	Pts	FD	Yds	Pts	FD	Yds
Colorado State	7	3	75	0	1	17
Nebraska	7	4	86	0*	3	62
New Hampshire	7	1	28	0*	1	14
UCLA	0	0	8	0	1	6
Arizona State						
Southern California						
Washington						
Oregon State						
Arizona						
Washington State						
Utah						
California						

SECOND HALF OPENING DRIVES

Game	COLORADO			OPPONENT		
	Pts	FD	Yds	Pts	FD	Yds
Colorado State	7	1	85	0	1	11
Nebraska	3	4	55	0	0	0
New Hampshire	7	1	75	0	0	6
UCLA	0	2	32	3	2	51
Arizona State						
Southern California						
Washington						
Oregon State						
Arizona						
Washington State						
Utah						
California						

(*—drive ended by a turnover)

POSSESSIONS AT-A-GLANCE

	Avg. 3-Plays				
	No.	Plays	Snaps	& Out*	Snaps/TD
Colorado	53	300	5.66	17	15.0 (20)
Opponent	55	292	5.31	13	41.7 (7)

(*—less if there is a turnover; must not have earned a first down or scored a touchdown.)

POINTS BY DRIVE

Drive (CU/Opp)	COLORADO			OPPONENT		
	Pts	TD	FG	Pts	TD	FG
1 (4/4)	21	3	0	0	0	0
2 (4/4)	21	3	0	14	2	0
3 (4/4)	7	1	0	10	1	1
4 (4/4)	14	2	0	0	0	0
5 (4/4)	14	2	0	10	1	1
6 (4/4)	0	0	0	3	0	1
7 (4/4)	17	2	1	10	1	1
8 (4/4)	17	2	1	0	0	0
9 (4/4)	10	1	1	0	0	0
10 (4/4)	20	2	2	7	1	0
11 (4/4)	0	0	0	7	1	0
12 (4/3)	0	0	0	3	0	1
13 (3/3)	7	1	0	0	0	0
14 (2/3)	6	1	0	0	0	0
15 (0/2)	0	0	0	0	0	0
16 (0/0)	0	0	0	0	0	0
17 (0/0)	0	0	0	0	0	0

FIRST DOWN PASSING

Player	Att-Com-Int	Pct.	Yards	FD	TD	Long	Sacked	Rating
Steven Montez.....	56-48-1	85.7	481	15	3	57t	1/9	228.4

FIRST DOWN RUSHING

Player	Att.	Yards	Avg.	FD	TD	Long
Travon McMillian.....	31	240	7.7	7	2	75t
Kyle Evans.....	20	65	3.3	0	1	9
Steven Montez.....	7	54	7.7	2	1	38t
Beau Bisharat	8	26	3.3	0	0	7
Alex Fontenot	3	11	3.3	0	0	7
Laviska Shenault	1	8	8.0	0	0	8
Jay MacIntyre.....	1	4	4.0	0	0	4
Chase Sanders.....	1	3	3.0	0	0	3
K.D. Nixon.....	1	2	2.0	0	0	2
Sam Noyer	3	-8	-2.7	0	0	3
Team	1	-2	-2.0	0	0	-2

FIRST DOWN RECEIVING

Player	No.	Yards	Avg.	FD	TD	Long
Laviska Shenault	20	256	12.8	8	2	57t
K.D. Nixon.....	12	156	13.0	5	1	46t
Tony Brown	6	22	3.7	1	0	11
Jay MacIntyre.....	4	21	5.3	1	0	10
Juwann Winfree.....	3	7	2.3	0	0	3
Travon McMillian.....	2	10	5.0	0	0	9
Kyle Evans.....	1	9	9.0	0	0	9

ALL-PURPOSE YARDS (Top 2)

	G	Plays	Rush	Rec.	PR	KOR	Total	Avg.	Avg./G
Laviska Shenault	4	46	28	581	0	0	609	13.2	152.3
Travon McMillian.....	4	57	392	6	0	0	398	7.0	99.5

QUARTERBACK SACKS (13-87)

Colorado State (3-16): Mulumba 1-7, Franke 1-3, Johnson ½-3; Wells ½-3. Nebraska (2-12): Johnson 2-12. New Hampshire (5-33): Callier 1-9, Edwards 1-6, Landman 1-6, Johnson 1-2, Team 1-10. UCLA (3-26): Lewis 2-17, Taylor 1-9.

THIRD-FOURTH DOWN PASSING

Player	Att-Com-Int	Pct.	Yards	FD	TD	Long	Sacked	Rating
Steven Montez.....	21-13-0	61.9	303	11	3	89t	5/33	230.2
Sam Noyer	2- 0-1	0.0	0	0	0	0	0/ 0	-100.0

THIRD-FOURTH DOWN RUSHING

Player	Att.	FD/TD	Pct.	Yards	Avg.	TD	3/4-&-1
Laviska Shenault	6	5	83.3	16	2.7	2	3- 3
Travon McMillian.....	6	4	66.7	85	14.2	1	1- 1
Steven Montez.....	5	3	60.0	61	12.2	1	0- 0
Alex Fontenot	3	1	33.3	7	2.3	0	1- 1
Kyle Evans.....	3	1	33.3	0	0.0	0	2- 1
Beau Bisharat	5	1	20.0	14	2.8	0	2- 0
Chase Sanders.....	2	0	0.0	3	1.5	0	1- 0
Team	3	0	0.0	-6	-2.0	0	0- 0

THIRD-FOURTH DOWN RECEIVING

Player	No.	Yards	Avg.	FD	TD	Long
Laviska Shenault	9	221	24.6	5	2	89t
Juwann Winfree.....	2	34	17.0	2	0	20
Jay MacIntyre.....	2	20	10.0	2	1	12
Tony Brown	1	17	17.0	1	0	17
Kyle Evans.....	1	11	11.0	1	0	11

SACKS BY QTR: CU 4-3-3-3 (0-OT); OPP 2-5-3-1 (0-OT)

2018 COLORADO BUFFALO SINGLE-GAME HIGHS

Individual

LONGEST SCORING RUN— 75, Travon McMillian vs. New Hampshire
LONGEST NON-SCORING RUN— 47, Beau Bisharat vs. New Hampshire
LONGEST SCORING PASS— 89, Steven Montez to Laviska Shenault vs. Colorado State
LONGEST NON-SCORING PASS— 53, Steven Montez to Tony Brown vs. UNH & UCLA
LONGEST KICKOFF RETURN— 31, Donovan Lee vs. Colorado State
LONGEST PUNT RETURN— 28, Ronnie Blackmon vs. Colorado State
LONGEST INTERCEPTION RETURN— 22, Nate Landman at Nebraska
LONGEST PUNT— 58, Davis Price vs. UCLA
LONGEST FIELD GOAL— 41, James Stefanou vs. UCLA
MOST TOUCHDOWNS— 2, on five occasions (Shenault 2, MacIntyre, McMillian, Montez)
MOST RUSHING ATTEMPTS—21, Travon McMillian vs. UCLA
MOST RUSHING YARDS— 162, Travon McMillian vs. New Hampshire
MOST PASS ATTEMPTS— 50, Steven Montez at Nebraska
MOST PASS COMPLETIONS— 33, Steven Montez at Nebraska
MOST INTERCEPTIONS THROWN— 1, on three occasions
MOST PASSING YARDS— 351, Steven Montez at Nebraska
MOST TOUCHDOWN PASSES— 4, Steven Montez vs. Colorado State
MOST RECEPTIONS— 12, Laviska Shenault vs. UCLA
MOST RECEIVING YARDS—211, Laviska Shenault vs. Colorado State
MOST TOTAL OFFENSIVE PLAYS— 61, Steven Montez at Nebraska (50 pass, 11 rush)
MOST TOTAL OFFENSE— 372, Steven Montez vs. Colorado State (338 pass, 34 rush)
MOST FIELD GOALS ATTEMPTED— 4, James Stefanou at Nebraska
MOST FIELD GOALS MADE— 2, James Stefanou at Nebraska
MOST TACKLES— 14, Nate Landman vs. Colorado State (4 UT) & Nebraska (7 UT)
MOST SOLO TACKLES— 7, on four occasions (Fisher, Johnson, Landman, Lewis)
MOST TACKLES FOR LOSS— 3, Mustafa Johnson at Nebraska; Lewis vs. UCLA
MOST QUARTERBACK SACKS— 2, Mustafa Johnson at Nebraska; Drew Lewis vs. UCLA
MOST QUARTERBACK HURRIES— 2, on three occasions (Callier, Lewis, Taylor)
MOST INTERCEPTIONS— 1, on three occasions (Landman 2, Gamboa)
MOST PASSES BROKEN UP— 3, Delrick Abrams vs. UNH, Worthington vs. UCLA
MOST THIRD/FOURTH DOWN STOPS— 3, on four occasions (Gamboa, Fisher, Landman, Lewis)
MOST KNOCKDOWN BLOCKS (OL)— 4, Tim Lynott at Nebraska; Kary Kutsch vs. UNH
MOST SPECIAL TEAM POINTS— 5, Beau Bisharat vs. New Hampshire

Team Bests/Highs

MOST FIRST DOWNS— 26, at Nebraska, vs. UCLA
MOST RUSHING ATTEMPTS— 51, vs. New Hampshire
MOST RUSHING YARDS— 311, vs. New Hampshire
MOST PASS ATTEMPTS— 50, at Nebraska
MOST COMPLETIONS— 33, at Nebraska
MOST INTERCEPTIONS THROWN— 2, vs. New Hampshire
MOST PASSING YARDS— 351, at Nebraska
MOST OFFENSIVE PLAYS— 85, at Nebraska
MOST TOTAL OFFENSE— 596, vs. Colorado State
FEWEST FUMBLES— 0, at Nebraska
MOST FUMBLES— 4, vs. New Hampshire
FEWEST TURNOVERS— 0, at Nebraska, vs. UCLA
MOST TURNOVERS— 2, vs. Colorado State, New Hampshire
MOST TIME OF POSSESSION— 34:47, vs. UCLA
LONGEST TOUCHDOWN DRIVE— 87 yards (5 plays), vs. Colorado State
LONGEST FIELD GOAL DRIVE— 73 yards (9 plays), vs. New Hampshire

Defensive Bests

FEWEST FIRST DOWNS ALLOWED— 15, by New Hampshire & UCLA
FEWEST RUSHING ATTEMPTS ALLOWED— 28, by UCLA
FEWEST RUSHING YARDS ALLOWED— 42, by New Hampshire
FEWEST PASS ATTEMPTS ALLOWED— 29, by Nebraska
FEWEST PASS COMPLETIONS ALLOWED— 16, by New Hampshire
FEWEST PASSING YARDS ALLOWED— 138, by UCLA
MOST INTERCEPTIONS— 1, on three occasions
FEWEST TOTAL PLAYS ALLOWED— 63, by UCLA
FEWEST TOTAL YARDS ALLOWED— 270, by New Hampshire
MOST FUMBLES FORCED— 2, at Nebraska, vs. New Hampshire
MOST TURNOVERS GAINED— 3, at Nebraska, vs. New Hampshire
MOST PASSES BROKEN UP— 7, vs. New Hampshire, UCLA
MOST QUARTERBACK SACKS— 5, vs. New Hampshire
MOST QUARTERBACK HURRIES— 8, vs. New Hampshire
MOST TACKLES FOR LOSS— 10, vs. New Hampshire

GAME-BY-GAME INDIVIDUAL CHARTS / OFFENSE

RUSHING

BEAU BISHARAT

	Att	Yds	Avg.	Long	TD
Colorado State	7	52	7.4	20	0
Nebraska	0	0	0.0	0	0
New Hampshire	13	92	7.1	47	0
UCLA	1	-1	-1.0	-1	0
Arizona State					
Washington					
Oregon State					
Arizona					
Washington State					
Utah					
California					

KYLE EVANS

	Att	Yds	Avg.	Long	TD
Colorado State	12	59	4.9	11	0
Nebraska	12	25	2.1	9	0
New Hampshire	5	25	5.0	7	1
UCLA	4	12	3.0	5	0
Arizona State					
Washington					
Oregon State					
Arizona					
Washington State					
Utah					
California					

ALEX FONTENOT

	Att	Yds	Avg.	Long	TD
Colorado State	3	14	4.7	7	0
Nebraska			DNP		
New Hampshire	8	29	3.6	15t	1
UCLA	0	0	0.0	0	0
Arizona State					
Washington					
Oregon State					
Arizona					
Washington State					
Utah					
California					

TRAVON McMILLIAN

	Att	Yds	Avg.	Long	TD
Colorado State	10	103	10.3	49t	0
Nebraska	8	25	3.1	12	0
New Hampshire	15	162	10.8	75t	2
UCLA	21	102	4.9	16	1
Arizona State					
Washington					
Oregon State					
Arizona					
Washington State					
Utah					
California					

STEVEN MONTEZ

	Att	Yds	Avg.	Long	TD
Colorado State	3	34	11.3	38t	1
Nebraska	11	-7	-0.6	16	0
New Hampshire	4	0	0.0	10	0
UCLA	11	81	7.4	35t	1
Arizona State					
Washington					
Oregon State					
Arizona					
Washington State					
Utah					
California					

SAM NOYER

	Att	Yds	Avg.	Long	TD
Colorado State	1	-3	-3.0	-3	0
Nebraska			DNP		
New Hampshire	2	-5	-2.5	3	0
UCLA			DNP		
Arizona State					
Washington					
Oregon State					
Arizona					
Washington State					
Utah					
California					

PASSING

STEVE MONTEZ

	A-C-I	Yds	Long	TD	Rating
Colorado State	25-22-1	338	89t	4	246.8
Nebraska	50-33-0	351	40t	3	144.8
New Hampshire	19-14-1	166	53	1	153.9
UCLA	26-22-0	237	57t	1	173.9
Arizona State					
USC					
Washington					
Oregon State					
Arizona					
Washington State					
California					
Utah					

TYLER LYTLE

	A-C-I	Yds	Long	TD	Rating
Colorado State	0-0-0	0	0	0	0.0
Nebraska			DNP		
New Hampshire	0-0-0	0	0	0	0.0
UCLA	0-0-0	0	0	0	0.0
Arizona State					
USC					
Washington					
Oregon State					
Arizona					
Washington State					
California					
Utah					

SAM NOYER

	A-C-I	Yds	Long	TD	Rating
Colorado State	0-0-0	0	0	0	0.0
Nebraska			DNP		
New Hampshire	5-3-1	14	7	0	43.5
UCLA			DNP		
Arizona State					
USC					
Washington					
Oregon State					
Arizona					
Washington State					
California					
Utah					

RECEIVING

DANIEL ARIAS

	No	Yds	Avg.	Long	TD
Colorado State	0	0	0.0	0	0
Nebraska	0	0	0.0	0	0
New Hampshire	0	0	0.0	0	0
UCLA	0	0	0.0	0	0
Arizona State					
Washington					
Oregon State					
Arizona					
Washington State					
Utah					
California					

MAURICE BELL

	No	Yds	Avg.	Long	TD
Colorado State	0	0	0.0	0	0
Nebraska			DNP		
New Hampshire	0	0	0.0	0	0
UCLA			DNP		
Arizona State					
Washington					
Oregon State					
Arizona					
Washington State					
Utah					
California					

BEAU BISHARAT

	No	Yds	Avg.	Long	TD
Colorado State	1	4	4.0	4t	1
Nebraska	0	0	0.0	0	0
New Hampshire	0	0	0.0	0	0
UCLA	0	0	0.0	0	0
Arizona State					
Washington					
Oregon State					
Arizona					
Washington State					
Utah					
California					

CHRIS BOUNDS

	No	Yds	Avg.	Long	TD
Colorado State	0	0	0.0	0	0
Nebraska	0	0	0.0	0	0
New Hampshire	0	0	0.0	0	0
UCLA	0	0	0.0	0	0
Arizona State					
Washington					
Oregon State					
Arizona					
Washington State					
Utah					
California					

TONY BROWN

	No	Yds	Avg.	Long	TD
Colorado State	1	-6	-6.0	-6	0
Nebraska	2	28	14.0	17	0
New Hampshire	5	80	16.0	53	0
UCLA	6	77	12.8	53	0
Arizona State					
Washington					
Oregon State					
Arizona					
Washington State					
Utah					
California					

KABION ENTO

	No	Yds	Avg.	Long	TD
Colorado State	0	0	0.0	0	0
Nebraska	0	0	0.0	0	0
New Hampshire	1	3	3.0	3	0
UCLA	1	11	11.0	11	0
Arizona State					
Washington					
Oregon State					
Arizona					
Washington State					
Utah					
California					

KYLE EVANS

	No	Yds	Avg.	Long	TD
Colorado State	0	0	0.0	0	0
Nebraska	1	0	9.0	9	0
New Hampshire	0	0	0.0	0	0
UCLA	1	31	31.0	31	0
Arizona State					
Washington					
Oregon State					
Arizona					
Washington State					
Utah					
California					

TRAVON McMILLIAN

	No	Yds	Avg.	Long	TD
Colorado State	0	0	0.0	0	0
Nebraska	2	5	2.5	9	0
New Hampshire	0	0	0.0	0	0
UCLA	1	1	1.0	1	0
Arizona State					
Washington					
Oregon State					
Arizona					
Washington State					
Utah					
California					

JAY MacINTYRE

	No	Yds	Avg.	Long	TD
Colorado State	1	10	10.0	10	0
Nebraska	8	45	5.6	12	2
New Hampshire	0	0	0.0	0	0
UCLA	1	10	10.0	10	0
Arizona State					
Washington					
Oregon State					
Arizona					
Washington State					
Utah					
California					

K.D. NIXON

	No	Yds	Avg.	Long	TD
Colorado State	6	112	18.7	46t	1
Nebraska	5	39	7.8	17	0
New Hampshire	6	30	5.0	11	0
UCLA	1	12	12.0	12	0
Arizona State					
Washington					
Oregon State					
Arizona					
Washington State					
Utah					
California					

LAVISKA SHENAU, Jr.

	No	Yds	Avg.	Long	TD
Colorado State	11	211	19.2	89t	1
Nebraska	10	177	17.7	40t	1
New Hampshire	5	67	13.4	28t	1
UCLA	12	126	10.5	57t	1
Arizona State					
Washington					
Oregon State					
Arizona					
Washington State					
Utah					
California					

DIMITRI STANLEY

	No	Yds	Avg.	Long	TD
Colorado State	0	0	0.0	0	0
Nebraska			DNP		
New Hampshire	0	0	0.0	0	0
UCLA			DNP		
Arizona State					
Washington					
Oregon State					
Arizona					
Washington State					
Utah					
California					

JUWANN WINFREE

	No	Yds	Avg.	Long	TD
Colorado State	2	7	3.5	4t	1
Nebraska	5	48	9.6	20	0
New Hampshire			INJ		
UCLA			INJ		
Arizona State					
Washington					
Oregon State					
Arizona					
Washington State					
Utah					
California					

GAME-BY-GAME INDIVIDUAL CHARTS / DEFENSE

DEFENSIVE

DELRIK ABRAMS, CB

Plays	UT,AT-TT	TFL	PD	3Ds	Other
Colorado State	68	6,2—8	1-2	1	1
Nebraska	70	6,3—9	0-0	0	QH/FF
New Hampshire.....	28	4,0—4	0-0	3	1
UCLA	33	2,1—3	0-0	0	0
Arizona State					
USC					
Washington					
Oregon State					
Arizona					
Washington State..					
Utah					
California					

ISRAEL ANTWINE, DE

Plays	UT,AT-TT	TFL	PD	3Ds	Other
Colorado State	38	1,0—1	1-1	0	1
Nebraska	50	0,1—1	0-0	0	0
New Hampshire.....	23	0,2—2	0-0	0	0
UCLA	35	1,0—1	0-0	0	QBH
Arizona State					
USC					
Washington					
Oregon State					
Arizona					
Washington State..					
Utah					
California					

RONNIE BLACKMON, CB

Plays	UT,AT-TT	TFL	PD	3Ds	Other
Colorado State	17	1,0—1	0-0	1	0
Nebraska	12	1,0—1	0-0	0	0
New Hampshire.....	14	0,1—1	0-0	0	1
UCLA	27	0,0—0	0-0	0	1 QBH
Arizona State					
USC					
Washington					
Oregon State					
Arizona					
Washington State..					
Utah					
California					

JACOB CALLIER, OLB

Plays	UT,AT-TT	TFL	PD	3Ds	Other
Colorado State	23	1,1—2	0-0	0	1 2-QBH
Nebraska	13	1,0—1	0-0	0	0
New Hampshire.....	19	2,0—2	1-9	0	1 QBS
UCLA	25	1,0—1	0-0	0	0 QBH
Arizona State					
USC					
Washington					
Oregon State					
Arizona					
Washington State..					
Utah					
California					

JAVIER EDWARDS, DT

Plays	UT,AT-TT	TFL	PD	3Ds	Other
Colorado State	35	1,0—1	0-0	0	0 QBH
Nebraska	53	4,2—6	0-0	0	0
New Hampshire.....	17	4,0—4	1-6	0	0 QBS
UCLA	28	3,1—4	1-2	0	0 QBH
Arizona State					
USC					
Washington					
Oregon State					
Arizona					
Washington State..					
Utah					
California					

NU'UMOTU FALO, OLB

Plays	UT,AT-TT	TFL	PD	3Ds	Other
Colorado State	22	0,1—1	0-0	0	1 QBH
Nebraska					ST ONLY
New Hampshire.....	8	1,0—1	0-0	0	0
UCLA	1	0,0—0	0-0	0	0
Arizona State					
USC					
Washington					
Oregon State					
Arizona					
Washington State..					
Utah					
California					

NICK FISHER, CB

Plays	UT,AT-TT	TFL	PD	3Ds	Other
Colorado State	57	2,2—4	0-0	0	0
Nebraska	83	5,0—5	0-0	0	0 TZ
New Hampshire.....	63	2,0—2	0-0	0	1
UCLA	63	7,0—7	0-0	0	3 QBH
Arizona State					
USC					
Washington					
Oregon State					
Arizona					
Washington State..					
Utah					
California					

JASE FRANKE, DE/DT

Plays	UT,AT-TT	TFL	PD	3Ds	Other
Colorado State	24	3,1—4	1-3	0	2 QBS
Nebraska	14	0,0—0	0-0	0	0
New Hampshire.....	37	3,1—4	1-3	1	0 2-TZ
UCLA	17	0,0—0	0-0	0	0
Arizona State					
USC					
Washington					
Oregon State					
Arizona					
Washington State..					
Utah					
California					

RICK GAMBOA, ILB

Plays	UT,AT-TT	TFL	PD	3Ds	Other
Colorado State	62	3,4—7	0-0	0	0 QCD
Nebraska	83	5,8-13	0-0	0	1 FF/TZ
New Hampshire.....	41	3,1—4	0-0	0	3 INT
UCLA	60	3,3—6	0-0	2	0
Arizona State					
USC					
Washington					
Oregon State					
Arizona					
Washington State..					
Utah					
California					

MUSTAFA JOHNSON, DE

Plays	UT,AT-TT	TFL	PD	3Ds	Other
Colorado State	58	6,0—6	2-5	1	2 QBS/CI
Nebraska	56	7,3-10	3-15	0	2 2QS/FR
New Hampshire.....	25	6,1—7	2-6	0	0 QBS/H
UCLA	39	3,1—4	1-2	0	0 QBH
Arizona State					
USC					
Washington					
Oregon State					
Arizona					
Washington State..					
Utah					
California					

AKIL JONES, ILB

Plays	UT,AT-TT	TFL	PD	3Ds	Other
Colorado State	12	0,1—1	0-0	0	0
Nebraska					INJ
New Hampshire.....					INJ
UCLA					DNP
Arizona State					
USC					
Washington					
Oregon State					
Arizona					
Washington State..					
Utah					
California					

NATE LANDMAN, ILB

Plays	UT,AT-TT	TFL	PD	3Ds	Other
Colorado State	53	4,10-14	1-1	1	2 INT/TZ
Nebraska	74	7,7-14	2-2	0	3 INT/FF
New Hampshire.....	36	4,2—6	3-9	0	0 QBS
UCLA	39	4,5—9	0-0	0	0
Arizona State					
USC					
Washington					
Oregon State					
Arizona					
Washington State..					
Utah					
California					

TERRANCE LANG, DE

Plays	UT,AT-TT	TFL	PD	3Ds	Other
Colorado State	22	1,0—1	0-0	0	2 QBH
Nebraska	19	1,0—1	0-0	1	0 CI
New Hampshire.....	32	0,1—1	0-0	0	0 QBH
UCLA	22	0,0—0	0-0	0	0 QBH
Arizona State					
USC					
Washington					
Oregon State					
Arizona					
Washington State..					
Utah					
California					

DREW LEWIS, ILB/OLB

Plays	UT,AT-TT	TFL	PD	3Ds	Other
Colorado State	49	0,2—2	0-0	2	0
Nebraska	68	5,2—7	1-1	0	1 2-QBH
New Hampshire.....	50	2,0—2	0-0	0	1 QBH
UCLA	49	7,1—8	3-18	1	3 QBH
Arizona State					
USC					
Washington					
Oregon State					
Arizona					
Washington State..					
Utah					
California					

AARON MADDOX, S

Plays	UT,AT-TT	TFL	PD	3Ds	Other
Colorado State	12	1,0—1	0-0	0	0
Nebraska					ST ONLY
New Hampshire.....	9	1,0—1	0-0	0	0
UCLA					ST ONLY
Arizona State					
USC					
Washington					
Oregon State					
Arizona					
Washington State..					
Utah					
California					

CHRIS MULUMBA, DE

Plays	UT,AT-TT	TFL	PD	3Ds	Other
Colorado State	9	3,1—4	1-7	0	1 QBS
Nebraska	28	3,0—3	0-0	0	0
New Hampshire.....	12	0,0—0	0-0	0	0
UCLA	15	3,0—3	0-0	0	0
Arizona State					
USC					
Washington					
Oregon State					
Arizona					
Washington State..					
Utah					
California					

DERRION RAKESTRAW, S

Plays	UT,AT-TT	TFL	PD	3Ds	Other
Colorado State	11	1,0—1	1-7	1	1
Nebraska	1	0,0—0	0-0	0	0
New Hampshire.....	7	0,0—0	0-0	0	0
UCLA					ST ONLY
Arizona State					
USC					
Washington					
Oregon State					
Arizona					
Washington State..					
Utah					
California					

DAVION TAYLOR, OLB

Plays	UT,AT-TT	TFL	PD	3Ds	Other
Colorado State	30	2,1—3	1-2	0	0 TZ
Nebraska	55	2,0—2	0-0	0	1 FR/QH
New Hampshire.....	35	3,0—3	0-0	0	0 FR/2H
UCLA	31	5,1—6	2-11	0	0 QS/TZ
Arizona State					
USC					
Washington					
Oregon State					
Arizona					
Washington State..					
Utah					
California					

ALEX TCHANGAM, DE

Plays	UT,AT-TT	TFL	PD	3Ds	Other
Colorado State	6	1,0—1	0-0	0	0
Nebraska					DNP
New Hampshire.....	14	0,1—1	0-0	0	0
UCLA	10	1,0—1	0-0	0	1 TZ/QH
Arizona State					
USC					
Washington					
Oregon State					
Arizona					
Washington State..					
Utah					
California					

LYLE TULOOMA, DT

Plays	UT,AT-TT	TFL	PD	3Ds	Other
Colorado State	21	2,0—2	0-0	0	0
Nebraska	19	0,1—1	0-0	0	0
New Hampshire.....	36	1,1—2	0-0	0	0 FF
UCLA	16	0,0—0	0-0	0	0 QBH
Arizona State					
USC					
Washington					
Oregon State					
Arizona					
Washington State..					
Utah					
California					

TREY UDOFFIA, CB

Plays	UT,AT-TT	TFL	PD	3Ds	Other
Colorado State	41	1,0—1	0-0	0	0
Nebraska	13	3,0—3	1-3	0	1
New Hampshire.....	26	1,0—1	0-0	1	0
UCLA	29	3,2—5	0-0	0	0
Arizona State					
USC					
Washington					
Oregon State					
Arizona					
Washington State..					
Utah					
California					

CARSON WELLS, OLB

Plays	UT,AT-TT	TFL	PD	3Ds	Other
Colorado State	37	2,1—3	1-3	0	1 ½-QBS
Nebraska	25	1,0—1	0-0	0	1 QCD
New Hampshire.....	27	2,0—2	0-0	1	0 QH/TZ
UCLA	21	0,0—0	0-0	1	1
Arizona State					

DRIVE ENGINEERING																			
Quarterback	Drives	Drives Ended By										Points	Pts./	Quarterback		**Directing Offense			
	Started	TD	FG	FGA	PNT	DWN	TRN	SAF	CLK	RPL	Yielded	Drive	Drive Efficiency*	Plays	Yards	Avg.	3 & Out		
STEVEN MONTEZ	42	19	4	2	12	1	3	0	1	0	144	3.43	54.8%	61.0%	245	1725	7.18	11	
SAM NOYER	8	1	1	0	5	0	1	0	0	0	10	1.25	25.0%	25.0%	40	185	4.63	4	
TYLER LYLTLE	3	0	0	0	0	2	0	0	1	0	0	0.00	0.0%	0.0%	9	60	6.67	1	
COLORADO	53	20	5	2	17	3	4	0	2	(0)	154	2.91	47.2%	52.9%	294	1965	6.68	17	
OPPONENTS	55	7	5	2	24	6	7	0	4	(0)	64	1.16	21.8%	27.5%	291	1409	4.84	13	

*—second number is the percentage the QB has put his team in position to score, allowing for missed field goals, minus drives ended by the clock and if replaced.

**—excludes kneel-downs, spiked passes and fake/muffed punt plays when not actually directing offense: Montez 0-(0), Noyer 0-(0), Lytle 6-(-11); Opponents 1-(-1).

KICKOFF ANALYSIS															Opp.			OSY		ASY		YARDAGE SUMMARY						
Kicker	Total	Ret.	Yards	(Avg.)	FC	MF	NA	TB	(EZ+)	In20/25	OB	OnS	SQB	OSY	Ret.	ASY	Ret.	Team	Plays	20+	10+	5+	1-4	0	Neg.			
D. PRICE.....	28	5	2016	72.0	1	0	0	22	(11)	3 / 2	0	(0)	(2)	702	0 25	91	0 18	Colorado	300	21	64	127	91	44	38			
OPPONENTS.....	16	6	1148	71.8	0	0	0	10	(10)	1 / 1	0	(0)	(0)	400	0 25	150	0 25	Opponent....	292	15	64	111	65	81	35			

KICKOFF KEY: MF—muffed; NA—no attempt at a return; EZ+—through or over end zone; OSY—Opponent Starting Yardline;

ASY—Average Starting Yardline; Ret—averages using returned kicks only. OnSides (OnS), short squibs (SQB) and free kicks are omitted in figuring the above; out-of-bounds are not; returns may not add to team totals due to those credited on on-side kicks; free kicks following safeties NOT included. **FREE KICKS (Punt Style):** Colorado 0, Opponents 0.

FIRST DOWN TENDENCIES	Rushing-----			*Passing-----			OVERALL-----			Times Gained-----						Miscellany-----				Second Half			
	Plays	Yards	Avg.	Plays	Yards	Avg.	Plays	Yards	Avg.	20+	10+	5+	2-	0	Neg.	TD	QBS	TO	FD	2-&-10+	Att.	Yards	Avg.
COLORADO	77	403	5.3	57	472	8.3	134	875	6.53	9	26	52	49	12	14	5	1	2	24	25	67	352	5.3
Opponents	65	293	4.5	57	277	4.9	122	570	4.73	5	18	50	60	31	14	3	5	2	19	37	52	271	5.2

*—kept like the NFL in that quarterback sacks are deducted from passing to present the accurate picture.

YARDS GAINED ANALYSIS															[Third down plays replayed due to penalty but yards awarded: Colorado 0, Opponents 0.]											
Team	1st Down			2nd Down			3rd Down			4th Down			Season			*By Quarter				Opp. Territory			Breakdown			
	Att.	Yards	Avg.	Att.	Yards	Avg.	Att.	Yards	Avg.	Att.	Yards	Avg.	Att.	Yards	Avg.	1st	2nd	3rd	4th	Att.	Yards	Avg.	+	0	-	
COLORADO	134	875	6.5	104	635	6.1	56	444	7.9	6	5	0.8	300	1959	6.53	514	387	679	379	144	794	5.5	218	44	38	
Opponents	122	570	4.7	96	540	5.6	64	270	4.2	10	28	2.8	292	1408	4.82	436	338	347	287	99	402	4.1	176	81	35	
*—Overtime Yards: N/A. Drives In Opponent Territory (minus those with 50+scores): Colorado 34/50 (68.0%, 23.4 yards per drive); Opponent 22/53 (41.3%, 18.3 ypd)																										

*—Overtime Yards: N/A. Drives In Opponent Territory (minus those with 50+scores): Colorado 34/50 (68.0%, 23.4 yards per drive); Opponent 22/53 (41.3%, 18.3 ypd)

THIRD DOWN EFFICIENCY ANALYSIS															[4th-&-1: Colorado 0-1 (0-1 rush, 0-0 pass), Opponents 0-0 (0-0 rush, 0-0 pass)]						
Team	3rd Down and															Second					
	1	2	3	4	5	6	7	8	9	10	11-14	15-19	20+	RUSH	PASS	QBS	Half/OT	TOTAL	PCT.		
COLORADO	4- 8	1- 1	0- 0	6- 9	1- 5	2- 4	2- 4	0- 8	1- 2	1- 3	3- 9	2- 3	0- 0	12-28	11-28	5	15-36	23-56	41.1		
Opponents	6- 8	0- 0	0- 0	1- 7	3- 8	4- 9	2- 6	0- 3	0- 4	1- 8	2- 4	2- 6	0- 1	11-21	10-43	6	7-29	21-64	32.8		
AVERAGE YARDS TO GO: Colorado 7.2 (56/401); Opponents 7.6 (64/489). SECOND DOWN EFFICIENCY: Colorado 45-104 (43.3%; 1-4 yds: 21-28); Opponent 26-96 (27.1; 1-4 yds: 13-23).																					

AVERAGE YARDS TO GO: Colorado 7.2 (56/401); Opponents 7.6 (64/489). **SECOND DOWN EFFICIENCY:** Colorado 45-104 (43.3%; 1-4 yds: 21-28); Opponent 26-96 (27.1%; 1-4 yds: 13-23).

TURNOVER ANALYSIS																											
Team	Opp/CU			Own Territory-----							Opponent Territory-----							By Quarter-----					Last 2 Min./OT**				
	TO	PTS	(TD,FG)	Pct.(Pts.)	EZ/G-10	11-20	21-30	31-40	41-50	49-40	39-30	29-20	19-10	9-G/EZ	=	Total	(TD*)	1st	2nd	3rd	4th	OT	1st-H	2nd-H			
COLORADO	4	10	(1,1)	14.1	(71)	0	1	0	0	0	0	1	0	1	1	=	4	(1)	1	2	1	0	0	1	(0)	0	(0)
Opponents	7	35	(5,0)	21.7	(161)	0	1	1	1	2	1	0	0	1	0	=	7	(0)	3	2	0	2	0	0	(0)	0	(0)
First Play After Gaining TO: Colorado 5-40, 8.0 avg., 17 long, 0 TD (2-6 rush/3-3-0, 40, pass; 1 def, penalty), 1 Ret, TD;; Opp: 3-7, 2.3 avg., 9 long, 0 TD (2-(-2) rush/1-1-0, 9 pass), 1 Ret TD.																											
*—interception or fumble returns for a touchdown; **—number in parenthesis is number of turnovers in last 2-minutes while team is protecting lead or trying to tie or go ahead.																											

First Play After Gaining TO: Colorado 5-40, 8.0 avg., 17 long, 0 TD (2-6 rush/3-3-0, 40, pass; 1 def. penalty), 1 Ret, TD; Opp: 3-7, 2.3 avg., 9 long, 0 TD (2-(-2) rush/1-1-0, 9 pass), 1 Ret TD.

*—interception or fumble returns for a touchdown; **—number in parenthesis is number of turnovers in last 2-minutes while team is protecting lead or trying to tie or go ahead.

YARDS LOST DUE TO PENALTIES			Colorado	Opponent
Times Penalized After Offensive Gain.....	3	2		
Yards Lost Due To Penalties.....	65	9		
Touchdowns Cost (Field Goals Cost).....	0 (0)	0 (0)		
First Downs Lost.....	3	0		

GOAL-TO-GO SITUATIONS														
Summary-----										GTG Plays-----			1-Yard Line	
Team	Total	TD	FG	FGA	TO	DWN	CLK	ROC	Plays	TDs	Pct.	Plays	TDs	
COLORADO.....	8	7	1	0	0	0	0	(0)	17	7	41.2	2	1	
OPPONENTS.....	5	3	2	0	0	0	0	(0)	12	3	25.0	0	0	

EXPANDED PUNTING															Avg.			No.	Return	Avg.		Long	Pct. Not	Net											Inside Own 25-----			Opp. Territory			Adjusted 50 & Out		
Player	Punts	Yards	Avg.	Spot	Ret.	Yards	Return	Return	Returned	Avg.	In20 / 15 / 10 / 5	TB	FC	60+	No.	Yds.	Avg.	No.-Yds (In20)	No.	Yds.	Avg.																						
ALEX KINNEY	4	184	46.00	C34	2	2	1.0	2	50.0	45.50	2 / 1 / 1 / 1	0	0	0	1	43	43.0	1-42 (1)	2	88	44.0																						
DAVIS PRICE	13	523	40.23	C33	4	35	8.8	32	69.2	37.54	3 / 2 / 1 / 1	0	5	0	3	136	45.3	2-68 (2)	11	455	41.4																						
Downed At The 1-Yardline: 1. Average Spot—yardline where punts average from: Kinney 4/135; Price 13/424. Left-footed punts: none.																																											

Downed At The 1-Yardline: 1. Average Spot—yardline where punts average from: Kinney 4/135; Price 13/424. Left-footed punts: none.

AVERAGE STARTING FIELD POSITION			FIRST DOWNS EARNED							FUMBLES	
	Colorado	Opponent	Player	Rush	Pass	Rec.	—	Total	(3/4)	Player	No-Lost
Drives Started	53	55	STEVEN MONTEZ	8	45	0	—	53	(14)	R. BLACKMON	1-0
Cumulative Starting Yardlines	1624	1394	LAVISKA SHENAULT	4	0	21	—	25	(10)	FONTENOT	1-0
Average Field Position	C31	O25	TRAVON McMILLIAN.....	18	0	0	—	18	(2)	LEE	1-0
Drives Started In Plus Territory	7	2	K.D. NIXON	0	0	9	—	9	(0)	NOYER	1-0
Scores/TD,FG.....	4/4,0	1/1,0	TONY BROWN	0	0	8	—	8	(1)	PRICE	1-0
FGA/Punts/Downs/Clock.....	1/0/1/0	0/0/0/0	KYLE EVANS	6	0	1	—	7	(1)	MONTEZ	2-0
Turnovers/Ran Out Clock.....	1/0	1/0	JAY MacINTYRE	0	1	5	—	6	(2)	NIXON	1-1
Points.....	28	7	BEAU BISHARAT.....	4	0	0	—	4	(1)	TOTALS	8-1
Drives Started Inside/At Own 20.....	13 (12/1)	12 (9/3)	JUWANN WINFREE.....	0	0	3	—	3	(2)		
Points Scored (TD/FG)	35 (5/0)	10 (1/1)									

SCORING PERCENTAGE INSIDE-THE-20 (Red Zone)														
	Colorado			Opponent			MISCELLANEOUS							
Times Penetrated Opponent 20	16			6				Colorado			Opponent			
Total Scores	14			5			Points Scored Last 2 Minutes (Total/1st, 2nd)	9/3,6			6/6,0			
Touchdowns (Rush/Pass)	11 (9/2)			3 (2/1)										
Field Goals-Attempts	3-4			2-3										
Turnovers/Downs/Punts/Clock	1/0/0/0			0/0/0/0										
Scores From Outside The RZ/TD,FG	9/7.2			7/4.3										
Scoring Percentage (TD Pct.)	87.5 (68.8)			83.3 (50.0)										
Total Red Zone Plays/Yards (Avg.)	44/156 (3.5)			16/41 (2.6)										
Third Down Efficiency	6-10/60.0			1-4/25.0										
Fourth Down Efficiency	1-1/100.0			0-0/0.0										
*Ran Out Clock Not Trying To Score	1			0										

(*—not included in total counts or plays above; the 20 IS NOT in the Red Zone)