



UNIVERSITY OF COLORADO BUFFALOES / SPORTS INFORMATION SERVICE

2150 Stadium Drive (574 Champions Center), 357 UCB, Boulder, CO 80309-0357

Telephone 303/492-5626 (E-mail/FB contacts: david.plati@colorado.edu; curtis.snyder@colorado.edu)

David Plati (Associate AD/SID), Curtis Snyder (Assistant AD), Troy Andre (Associate SID/CUBuffs.com M.E.), Linda Sprouse (Associate SID), Seth Pringle (Assistant SID), Shaun Wicen (Assistant SID), Neill Woelk (Contributing Editor/CUBuffs.com), Tommy Henderson (Graduate Assistant)

www.CUBuffs.com

© 2018 CU Athletics

GAME 12

2018 COLORADO BUFFALO FOOTBALL WEEKLY RELEASE, NOTES & STATISTICS

COLORADO BUFFALOES VS. CALIFORNIA GOLDEN BEARS

ROPER NAMED INTERIM CU HEAD COACH AFTER MacINTYRE DISMISSED

SATURDAY, NOVEMBER 24, 2018 • 5:10 p.m. MST • California Memorial Stadium (62,467) • Berkeley, Calif.

RELEASE NUMBER 12 (November 19, 2018)

Pac-12 Networks (National) | KOA-RADIO | CUBUFFS.COM (Live Stats)

BUFFALO BITS ...

The **Colorado Buffaloes** (5-6, 2-6 Pac-12) hit the road for the regular season finale this Saturday, Nov. 24, traveling to Berkeley to take on the **California Golden Bears** (6-4, 3-4 Pac-12) in a 5:10 p.m. MST kickoff at California Memorial Stadium ... Last Sunday (Nov. 18), CU athletic director **Rick George** relieved head coach **Mike MacIntyre** of his duties effective immediately; quarterback coach **Kurt Roper** was named interim head coach for this game (see page 3 for further details) ... Roper becomes the third person to have the "interim" head coach tab to his name at Colorado, joining **Mike Hankwitz** (2005 Champs Sports Bowl) and **Brian Cabral** (three games in 2010) ... Cal is just the third different opponent CU will wrap a regular season schedule with since **1995**; only **Nebraska** (1996-2010) and **Utah** (2010-17) had occupied that spot; **Iowa State** or **Kansas State** served as the finale from 1972-95, sans 1987, when it was the Huskers ... The Cal game will be CU's second under the Pac-12 pilot program for reducing game times; it will have a **15-minute** halftime as opposed to the usual 20, along with shorter commercial breaks ... Colorado was atop the

Pac-12 South Division for the first four weeks of league play, but has slipped all the way to sixth with the six-game losing streak; the Buffs can tie for fifth with a win over Cal and a UCLA loss at Stanford ... The Buffaloes have dropped those six games in a row after opening 5-0; the first four of those were decided by a combined **40** points and include two one-score setbacks back-to-back ... The Buffaloes need a win to become bowl-eligible for the second time in the last 11 seasons) ... Cal leads the all-time series with the Buffs by a **5-4** margin, though it's tied 2-2 since the Buffs joined the Pac-12 in 2011... Colorado lost to No. 21 Utah on Senior Day last Saturday, 30-7; the game was No. **500** in Folsom Field's history and played in light snow throughout ... California was scheduled to host Stanford in the "Big Game," but it was postponed until Dec. 1 due to the California wildfires and the resulting smoke in the Bay Area ... **CUBuffs.com/media** is all things Buff (on-line media guide, live stats, etc.).

DEPTH CHART ON PAGE 69; ROSTERS ON PAGES 70-72; STATISTICS 73-81

CU-California (Pac-12 Networks/National): **Roxy Bernstein** (play-by-play) / **Ryan Leaf** (color) / **Cindy Brunson** (sideline reporter) / **David Feldman** (producer)

STAT OF THE WEEK

2-2. **Kurt Roper** will officially be considered a head coach in the NCAA roll call of all-time CU head coaches (he'll be listed on CU's list as well – CU has had 25 full-time head coaches and now three interim). **Mike Hankwitz** was the first with the tag, replacing Gary Barnett and going 0-1 as Clemson defeated CU, 19-10, in the 2005 Champs Sports Bowl in Orlando. **Brian Cabral** relieved Dan Hawkins in 2010 for the final three games, with Colorado needing wins in all three to become bowl eligible; he came close, going 2-1: the Buffs topped Iowa State (34-14) and Kansas State (44-36) at home before losing at Nebraska (45-17). As a result, interim head coaches at Colorado are 2-1.

OBSCURE NOTE OF THE WEEK

The Unnoticed. A couple of things have gone unnoticed in recent weeks. When **PK James Stefanou** was sidelined with an injury, his replacements were two walk-ons: **PK Evan Price** and then **PK Tyler Francis**. The holder replacing an injured P Alex Kinney was QB Josh Goldin, a walk-on and former football manager. And the snapper was **J.T. Bale**, a former walk-on who was awarded a scholarship last year. Thus, all three key positions on the FG/PAT unit were manned by current or one-time walk-ons.

► **OLB Carson Wells** has been practicing some on offense (fullback, H-back), and he got into the Utah game on offense, providing a block on Travon McMillian's 13-yard touchdown run.

2018 COLORADO SCHEDULE & RESULTS (5-6, 2-6 Pac-12)

2018									
Date	CU*	Opponent	Opp*	TV	Result/Time	Record	Series	This-N-That or '17 rewind	
Aug. 31	NR	Colorado State (N; Denver)	NR	CBS-SN	W 45-13	3-8	66-22-2	CU has a 300-yard passer, 200-yard receiver and a 100-yard rusher for first time	
Sept. 8	NR	at Nebraska	NR	ABC	W 33-28	4-7	1-9-49-2	Buffs rally for 33-28 win in first meeting between former Big 8 rivals since 2010	
SEPT. 15	RV	NEW HAMPSHIRE	----	PAC12MT	W 45-14	4-7	1- 0-0	CU sprints to 28-0 halftime lead, 74 different players see action	
SEPT. 28	RV	➕ UCLA (N)	NR	FS-1	W 38-16	3-8	4-10-0	22-point win is largest by CU in series (four previous games decided by 21 points)	
OCT. 6	21	➕ ARIZONA STATE (FW)	RV	PAC12	W 28-21	6-5	2- 8-0	Shenault's 4 TDs (2 rushing/2 receiving) lead Buffs to win over the Sun Devils	
Oct. 13	19	➕ Southern California (N)	NR	FS-1	L 20-31	5-6	0-13-0	USC takes control with 21 points in last half of second quarter (21-7 at half)	
Oct. 20	RV	➕ at Washington	15	FOX	L 13-27	8-3	6-11-1	UW up 14-13 at half; has now outscored CU 67-6 in last three second halves	
OCT. 27	RV	➕ OREGON STATE (HC)	NR	PAC12	L 34-41 OT	2-9	5- 6-0	Beavers rally from down 31-3 with 14:48 left in 3Q; CU forced OTwith PAT block	
Nov. 2	NR	➕ at Arizona (N)	NR	FS-1	L 34-42	5-6	14- 7-0	Wild see-saw affair sees combined 59 points in second and third quarters	
NOV. 10	NR	➕ WASHINGTON STATE (N)	9	ESPN	L 7-31	10-1	6- 6-0	Buffs score first but WSU takes control in last three quarters, run 94 plays on O	
NOV. 17	NR	➕ UTAH	21	PAC-12	L 7-30	8-3	32-30-3	Utes snap 7-7 halftime tie with 23 second half points	
Nov. 24	NR	➕ at California	NR	PAC-12	5:10p	6-4	4- 5-0	CU wins in romp, 44-28 in '17; first season finale in 8 seasons that isn't vs. Utah	

(KEY: *—AP rank at time of game; ➕—Pac-12 Conference game; N—Night game; HC—Homecoming; FW—Family Weekend. All times mountain)



COLORADO MEDIA SERVICES

Head coach **Mike MacIntyre** holds a **Tuesday press luncheon**, located in the Champions Center (third floor, room 319). All will start at 11:30 a.m. with lunch, followed by MacIntyre promptly at Noon and select players before and/or afterwards depending on class conflicts. This year's dates: **Aug. 28; Sept. 4-11-25; Oct. 2-9-16-23-30; Nov. 6-13-20-27; Dec. 4-TBA (bowl)**. The **press conference portions are streamed live** on www.CUBuffs.com (in the BuffsTV area); press conferences on CUBuffs.com do not require access codes. (**TV Pool Assignments for 2018**: KCNC will coordinate all CU press luncheons).

MacIntyre can be heard every other Tuesday (Oct. 2-16-30, Nov. 13) on the **Pac-12 Teleconference Call at 11:35 a.m. MT**, with a taped replay available after 4 p.m. MT those afternoons. All 12 coaches participate; for access numbers to the conference call and the replay, e-mail David Plati (david.plati@colorado.edu) with audio files available at www.pac-12.com.

Video highlights of CU games are available through the Pac-12 Network Assignment Desk (assignment@pac-12.org). However, there are usage restrictions; contact **Duane Lindberg** to coordinate your needs (dlindberg@pac-12.org).

The **Pac-12 Networks** are available nationwide through many platforms; check with local cable or satellite subscribers for more info. Comcast and Time Warner carry the Network in Colorado and DISH Network is the league's satellite provider. In the Boulder-Denver area: Comcast 430 & 431 (840 HD); Pac-12 DISH channels include 406 and 413 (along with 5453 and 5454 in its auxiliary area).

The **Colorado locker room** (home and road) is closed after games; following the customary 10-minute cooling off period, players will be available (a list will be solicited immediately following the game; no cutoff to request players).

Colorado's **football practices** are generally closed (to the media and public), but have a 25-30 minute window open for any media photography/video needs (follow parameters listed in CU's media policies). Thursday & Friday practices are entirely closed (except to network TV).

This year's standard **meeting/practice schedule** (mountain time): **Sunday**: Off; **Monday**: 7:00-9:40 meetings/9:50-10:50 practice; **Tuesday**: 7:45/9:10-10:55; **Wednesday**: 7:45/8:50-10:30; **Thursday**: 8:45/9:55-11:20 practice; **Friday**: 9:00/10:20-11:00 walkthrough (home games), 9:00/9:50-10:30 (road games).

Interviews with Colorado players are allowed post-practice on Mondays, Tuesdays and Wednesdays. Phone interviews with media are allowed all three days in all time slots. Interviews on Sundays are at the discretion of the player, as it being the standard player day off, CU can't arrange due to NCAA rules.

Collegepressbox.com is the official media website for Division I football. Access and download weekly game notes, quotes, statistics, media guides, headshots, logos and more. Login information will be distributed to accredited media or you can apply for a password at www.collegepressbox.com/password.

collegepressbox.com
SINCE 2005 EVERYTHING BUT THE PRE-GAME MEAL

CU On-Line Photo Database. The CU SID office has a photo database that allows media instant access to obtain photos CU coaches and athletes. For a login and password, simply log on to www.cubuffs.com/photodatabase. Registration can also be found at www.cubuffs.com/media by clicking on "Enter Media Center."

The Pac-12 Mountain Network is the television home of the Buffaloes; it produces a variety of programming featuring all 12 member institutions.

THE BUFFS ON THE INTERNET

The official CU site on the Internet can be found at www.CUBuffs.com, which has the most up-to-date information, releases, game notes, press conference broadcasts (free), articles by former *Boulder Camera* sportswriter Neill Woelk and podcasts/video by the voice of the Buffs, Mark Johnson. Go to www.CUBuffs.com/, click on Multimedia and then click on Football Media Center (second column under For The Media). It will link you to everything you'll need to know about CU football. Breaking news with the program will be found here first every time and delivered in full without third-party editing of what they might deem unessential.

Stats. A live in-game stats link is available for media only in the press box.

Audio. CU football can be heard (free) on the Internet at either CUBuffs.com or KOA-Radio (or its sister station, KDSP/AM760). Links: www.CUBuffs.com, www.850koe.com, www.am760.net.

BuffsTV. Through the Pac-12, "BuffsTV" offers the opportunity to listen and/or watch live game action along with weekly features; find it here: <https://cubuffs.com/watch/?Live=2204&type=Live>.

THE BUFFS ON THE AIRWAYS

KOA-Radio in Denver (850 AM & 94.1 FM; KDSP 760 AM when conflicts) originates the CU Football Network, with **Mark Johnson** in his 15th year as the play-by-play voice of the Buffs. **Former CU head coach Gary Barnett** (analysis) is in his third full season on the broadcasts. Sideline duties will be handled by **Andy Lindahl** (home games), **Bobby Pesavento** (road games) and **Mike Pritchard** (CSU); Cal is TBA. Cities on the network in addition to KOA: Aspen (KNFO/106.1FM, which serves Redstone, 105.7FM, Roaring Fork, 94.3FM, Thomasville, 96.3FM and Vail, 105.5FM), Buena Vista (KBVC, 104.1FM), Glenwood Springs (KTMS/96.1FM & 99.1FM), Fort Morgan (KRFD/100.1FM), Grand Junction (KTMM/1340AM), Rifle (KNAM/1490 AM) and Steamboat Springs (KTYV/98.9FM). KOA has been the home to CU football for 74 of the last 77 years. Both stations will stream the game live on the Internet.

The **CU Coaches Radio Show** originates from Fate Brewery (1600 38th St., Boulder) Thursdays from 12:30-1:30 p.m. (Aug. 30-Nov. 20); Johnson and Barnett host (the show will be taped and air later that day on KOA, or AM760 if a conflict with Rockies baseball, between 7-8 p.m.). The show will be taped and air earlier in the week for the Cal (Nov. 24) game.

Satellite Radio: Sirius-XM is the satellite home of the Buffs; the CU-Cal game (KOA broadcast) will be on **XM 383 (and Internet 974)**.

PRONUNCIATION GUIDE

Coaches/Staff

ShaDON Brown (shuh-don)
Darrin CHIAVERINI (shiv-ah-ree-knee)
KWAHN Drake (kwon)
Darian HAGAN (hay-gun)

Players

95 Israel **ANTWINE** (ann-twon)
5 Daniel **ARIAS** (air-e-us)
35 Beau **BISHARAT** (bish-er-rot)
25 **MEHKI** Blackmon (meh-kai)
23 **JAREK BROUSSARD** (jerek brew-sard)
44 Jacob **CALLIER** (coll-yee-A)
6 Curtis **CHIAVERINI** (shiv-ah-ree-knee)
33 **JAVIER** Edwards (ha-vee-air)
17 **KABION ENTO** (kay-be-on / N-toe)
42 **NU'UMOTU FALO** (new-oooh-mow-too follow)
76 Frank **FILLIP** (phillip)
96 **MELEKIOLA FINAU** (mel-E-key-ola fee-now)
56 **JASE FRANKE** (rhymes w/case; frank-E)
8 Alex **FONTENOT** (font-en-know)
64 Aaron **HAGLER** (Hague-ler)
12 **HASAAH HYPOLITE** (ha-sahn hippo-light)
29 **URYAN** Hudson (you-ryan)
34 **MUSTAFA** Johnson (muh-stoff-uh)
36 **AKIL** Jones (ah-keel)
52 Joshua **JYNES** (rhymes with nines)
75 Josh **KAISER** (ky-zer)
58 Kary **KUTSCH** (kooch)
56 Tim **LYNOTT** (lynn-knot)
74 Chance **LYTLE** (lie-tull; *hard T*)
7 Tyler **LYTLE** (lie-dull; *soft T*)
34 **TRAVON McMILLIAN** (tray-von mick-mill-en)
16 Chris **MULUMBA** (muh-lum-buh)
4 Sam **NOYER** (noy-er)
85 Jared **POPLAWSKI** (pop-u-law-ski)
65 Colby **PURSELL** (per-sell)
3 Derrion **RAKESTRAW** (rake-straw)
54 **KANAN** Ray (kay-nin)
90 **TERRIEK** Roberts (terr-reek)
99 Jalen **SAMI** (sammy)
39 **JAISEN** Sanchez (jy-son, as in tyson)
2 **LAVISKA SHENAU** (lu-visk-uh shuh-nault)
48 James **STEFANOU** (steff-ah-know)
5 **DAVION** Taylor (day-vee-on)
10 Alex **TCHANGHAM** (chang-um)
55 Brett **TONZ** (rhymes with bronze)
21 Kyle **TREGO** (tree-go)
72 Lyle **TUULOMA** (two-E-loma)
8 Trey **UDOFFIA** (U-doe-fee-ah)
31 Jonathan Van **DIEST** (rhymes w/east)
4 **DANTE WIGLEY** (don-tay wig-lee)
9 **JUWANN** Winfree (juh-juan)

ROSTER CHANGES/DUPE I.D.'s

Number Changes: **WR Daniel Arias** (#22 from #5; **CB Mehki Blackmon** (#25 from #18); **WR Dimitri Stanley** (#5 from #15); **S Kyle Trego** (#13 from #21).

DUPE NUMBERS: Those who appear below are in dupe numbers where both likely see action (jerseys do have name tags). Skin tone key to help identify if on special teams: **A**—African-American, **C**—Caucasian, **H**—Hispanic; **P**—Polynesian or Pacific Islander:

Offense/Specialist

1 Lee, WR (A)
2 Shenault, WR (A)
3 Nixon, WR (A)
8 Fontenot, TB (A)
9 Winfree, WR (A)
14 MacIntyre, WR (C)
17 Goldin, QB/H (C)
33 Sanders, TB (C)
56 Lynott Jr., OL (C)

Defense/Specialist

1 Abrams, CB (A)
2 Blackmon, CB (A)
3 Rakestraw, S (A)
8 Udoffia, CB (A)
9 Maddox, S (A)
14 Miller, CB (A)
17 Ento, WR (A)
33 Edwards, DL (A)
56 Franke, DL (C)



MACINTYRE RELIEVED OF DUTIES AS CU HEAD COACH

Mike MacIntyre was relieved of his duties as CU head coach this past Sunday (Nov. 18), athletic director **Rick George** announced.

George met with MacIntyre that morning to inform him of his decision, one day after the Buffaloes suffered their sixth straight loss, falling 30-7 to Utah in the home finale at Folsom Field. George then met briefly with the coaching staff and then the players in a late morning team meeting and named quarterbacks coach Kurt Roper as the interim head coach for the regular season finale against Cal.

MacIntyre took over as the school's 25th full-time head coach in December 2012, accepting the position after serving three seasons in the same role at San Jose State. In six seasons at the reins of the CU program, the Buffaloes compiled a 30-44 record, which included a 14-39 mark in Pac-12 Conference games.

After going 10-27 in his first three years (2-25 in the Pac-12), MacIntyre's fourth season in 2016 was dubbed "The Rise." Colorado won the Pac-12 South Division with an 8-1 record and was 10-2 in the regular season, climbing as high as No. 9 in the national rankings (Associated Press, *USA Today* Coaches) and No. 8 in the College Football Playoff Committee's penultimate poll. He was a near-unanimous choice as the national coach of the year, and the unanimous selection for the Pac-12.

However, since winning the division with a 27-22 win over Utah on Nov. 26 of that year, the Buffs have gone 10-15, starting with a 41-10 loss to Washington in the Pac-12 Championship game and a 38-8 loss to Oklahoma State in the Valero Alamo Bowl, CU's first postseason appearance in nine years. Colorado then posted a 5-7 record in 2017,

losing its last three games of the year when needing just one win to go bowling in back-to-back seasons for the first time since 2004-05.

The Buffaloes got off to a 5-0 start this year, ascending to No. 18 in the Coaches poll (No. 19 by the AP); that included two Pac-12 wins over UCLA and Arizona State. Colorado's last 5-0 start had been in 1998, but the fortunes have since reversed and CU has dropped its last six games and slipped from first to sixth in the Pac-12 South.

"I want to thank Mike for six seasons of hard work and dedication to the program, both on and off the field," George said. "There's no doubt that the 2016 season was magical, and it appeared we were headed back to taking our place among the nation's elite. However, analyzing the direction of the program over the last two years, I felt this is the necessary time to make a change."

MacIntyre has \$10.3 million remaining on his contract, which runs through Dec. 31, 2021. If he obtains new employment in the National Football League or as a collegiate head coach, CU's contract obligations will be reduced by his new salary amount. The athletic department will make monthly payments from its budget over the course of next three years; none of the funds will come from tuition money, taxpayer dollars or the campus general fund.

George has turned his immediate attention to hiring a search firm to identify candidates for the coaching vacancy as well as working with the current assistant coaches in aiding with the transition and in particular, recruiting. This is the second year of an early signing period in football that was approved by the NCAA; this year's three-day window begins on Wednesday, Dec. 19 through Friday, Dec. 21.

ROPER NAMED INTERIM HEAD COACH

Kurt Roper, in his first season as the quarterback coach at CU, was named interim head coach on Nov. 18 ahead of the final game of the regular season at California. He was hired for the position on January 3, 2018 by his long-time associate, Mike MacIntyre.

Roper, 46, also has nine years of experience as an offensive coordinator, coming at two Southeastern and one Atlantic Coast conference programs. In the two seasons prior to his hiring to Colorado, he was the co-offensive coordinator and quarterbacks coach at South Carolina (2015-16). Earlier in his career, he worked with MacIntyre for six years when the two were coaching together at Mississippi (1999 through the 2002 seasons) and at Duke (2008-09).

Including three years as a graduate assistant at Tennessee, when the Volunteers appeared in three bowl games (1996-98), he spent 15 of his first 22 years of coaching in the Southeastern Conference; he's coached as a full-timer in 11 bowls and 14 overall including his time as a GA.

Roper's most famous pupil was during his six-years as the quarterbacks coach at Ole Miss (1999-2004), All-American Eli Manning, the 2003 SEC Player of the Year and first overall pick by the N.Y. Giants in the 2004 NFL Draft. Another one of his players, Thaddeus Lewis at Duke, spent six years in the NFL after a record-breaking career in Roper's offense at Duke where he was the offensive coordinator and quarterbacks coach from 2008-13.

In 2013, Roper's last of his six seasons at Duke, the Blue Devils enjoyed a record-setting campaign as they won a program-best 10 games en route to capturing the ACC's Coastal Division championship. His offense set the school record for total touchdowns (60), while becoming the first squad in Blue Devil history to score over 20 rushing and passing touchdowns in the same season. Under Roper's guidance, Anthony Boone finished his career as the Duke's winningest quarterback with 19 victories, Brandon Connette

became Duke's all-time leader in rushing touchdowns, while wide receiver Jamison Crowder established school single-season records for receptions (108) and receiving yards (1,301).

After leaving Duke, he was the offensive coordinator and quarterbacks coach at the University of Florida for the 2014 season before moving on to the NFL for one season. He had a year-long stint with the Cleveland Browns as a senior offensive assistant coach, but soon would return to the collegiate ranks with South Carolina. There, he helped lead the Gamecocks to a pair of bowl appearances.

After working one year in the sports video department at Mississippi State, Roper began his coaching trek in 1996 as a graduate assistant at Tennessee under head coach Phillip Fulmer, working with the defensive and special teams' units. He then was hired by David Cutcliffe as the quarterback coach at Mississippi, the first of two six-year stints he would work under Cutcliffe's direction, the other being Duke.

After his six years in Oxford with the Rebels, he went to Kentucky for the 2005 season as quarterback coach, where his senior, Andre' Woodson, went on to be a sixth round draft pick of the New York Giants. He returned to Tennessee for two seasons (2006-07), where he coached the running backs. During that span, the Vols won 19 games, earned a pair of Outback Bowl berths and captured the SEC Eastern Division championship. In 2007, Tennessee's rushing attack was led by Arian Foster, who gained 1,193 yards and scored 12 touchdowns. Foster went on to lead the NFL in rushing yards in 2010.

A native of Ames, Iowa, Roper was a three-year letterman as a quarterback and defensive back from 1992-94 at Rice University, where he earned his bachelor's degree in 1995 and a master's degree (in sports administration) from Tennessee in 1998.

**GAME-BY-GAME STARTERS (2018)**

Here are CU's starters for the 2018 season (**bold** indicated first career start):

OFFENSE	WR (X)	WR (Z)	WR (H)	LT	LG	C	RG	RT	WR (Y) / TE	QB	TB
Colorado State	Nixon	Winfree	MacIntyre	Kaiser	Tonz	Pursell	Lynott	Haigler	Shenault (WR)	Montez	Evans
Nebraska	Nixon	Winfree	MacIntyre	Kaiser	Tonz	Pursell	Lynott	Haigler	Shenault (WR)	Montez	Evans
New Hampshire	Nixon	Brown	MacIntyre	Kaiser	Moretti	Pursell	Lynott	Haigler	Bounds	Montez	Evans
UCLA	Brown	Shenault	MacIntyre	Sherman	Tonz	Pursell	Haigler	Kaiser	Bounds	Montez	McMillian
Arizona State	Nixon	Brown	MacIntyre	Sherman	Tonz	Pursell	Haigler	Kaiser	Shenault (WR)	Montez	McMillian
Southern California	Nixon	Brown	MacIntyre	Sherman	Tonz	Pursell	Haigler	Kaiser	Shenault (WR)	Montez	McMillian
Washington	Nixon	Brown	Stanley	Sherman	Tonz	Pursell	Lynott	Kaiser	Bounds	Montez	McMillian
Oregon State	Nixon	Winfree	MacIntyre	Sherman	Haigler	Pursell	Lynott	Fillip	Brown (WR)	Montez	McMillian
Arizona	Nixon	Evans	Moretti (6th/OL)	Sherman	Haigler	Pursell	Lynott	Fillip	Russell	Montez	McMillian
Washington State	Shenault	Winfree	Stanley	Sherman	Haigler	Pursell	Lynott	Kaiser	Russell	Montez	McMillian
Utah	Shenault	Winfree	MacIntyre	Sherman	Haigler	Pursell	Lynott	Kaiser	Ento (WR)	Montez	McMillian
DEFENSE	OLB	LDE	NT	RDE	OLB	ILB	ILB	LCB	FS	SS	RCB
Colorado State	Callier	Antwine	Edwards	Johnson	Wells	Landman	Gamboa	Wigley	Fisher	Worthington	Abrams
Nebraska	Lewis	Antwine	Edwards	Johnson	Taylor	Landman	Gamboa	Wigley	Fisher	Worthington	Abrams
New Hampshire	Lewis	Antwine	Edwards	Johnson	Taylor	Landman	Gamboa	Wigley	Fisher	Worthington	Abrams
UCLA	Callier	Antwine	Edwards	Johnson	Wells	Landman	Gamboa	Wigley	Fisher	Worthington	Abrams
Arizona State	Wells	Antwine	Edwards	Johnson	Taylor	Landman	Gamboa	Wigley	Fisher	Worthington	Abrams
Southern California	Lewis	Antwine	Edwards	Johnson	Taylor	Landman	Gamboa	Miller	Fisher	Worthington	Abrams
Washington	Wells	Antwine	Edwards	Johnson	Taylor	Landman	Gamboa	Miller	Fisher	Worthington	Udoffia
Oregon State	Lewis	Antwine	Edwards	Johnson	Taylor	Landman	Gamboa	Wigley	Fisher	Worthington	Udoffia
Arizona	Lewis	Antwine	Edwards	Johnson	Taylor	Landman	Gamboa	M. Blackmon	Fisher	Rakestraw	Abrams
Washington State	Lewis	Lang	Edwards	Johnson	Taylor	Landman	Gamboa	M. Blackmon	Fisher	Rakestraw	Abrams
Utah	Wells	Antwine	Edwards	Johnson	Taylor	Landman	Gamboa	Wigley	Fisher	Trego	Udoffia

(N)—Nickel back. **CONSECUTIVE STARTS**—Gamboa 47, Montez 22, Edwards 14. **CAREER STARTS**—Gamboa 47, Lynott 31, Haigler 25, MacIntyre 25, Montez 25, Worthington 22. **PLAYER PARTICIPATION** (dressed/played): Colorado State 92/75; Nebraska 76/60; New Hampshire 84/74; UCLA 81/61; Arizona State 81/59; Southern California 70/57; Washington 69/52; Oregon State 80/57; Arizona 70/61; Washington State 75/51; Utah 73/57.

INJURY REPORT

The injury report for the Buffs as of November 19 a.m.; the list only contains players out for an extended period of time, those lost for the season (injured during the season) and those previously announced and discussed by the head coach:

Pos	Player	Injury	Notes	Status/Utah
CB	Delrick Abrams	concussion	suffered in the first half against Washington State (Nov. 10); going through protocol.	DAY-TO-DAY
TB	Beau Bisharat	abdomen	suffered a strain against Oregon State (Oct. 27)	DAY-TO-DAY
OLB	Jacob Callier	shoulder	suffered the injury against CSU (Aug. 31), tried to play with it but had surgery (Oct. 9) and will redshirt	OUT (SEASON)
OT	Frank Filip	concussion	suffered in practice (Nov. 7); going through protocol.	DAY-TO-DAY
DE	Jase Franke	knee	tore his ACL in the first quarter at USC (Oct. 13); career-ending injury since he is a fifth-year senior	OUT (SEASON)
P	Alex Kinney	collarbone	suffered a break in the first quarter at Nebraska (Sept. 8), continuing healing/rehab but plans to redshirt	OUT (SEASON)
CB	Chris Miller	hand	suffered a thumb fracture during the Washington game (Oct. 20); had surgery on Oct. 22	OUT (SEASON)
QB	Steven Montez	ankle	injured early in the fourth quarter against Utah (Nov. 17)	DAY-TO-DAY
PK	James Stefanou	hip	soreness/tightness has hampered him off and on since September, aggravated at USC on Oct. 13	DAY-TO-DAY
S	Evan Worthington	concussion	suffered early in the second half against Oregon State (Oct. 27); continuing through protocol.	DAY-TO-DAY

HIPAA: The players listed above have signed waivers for their injury information to be released/discussed with the media.

CAREER CHART WATCH

Here's where several Buffaloes rank on some of CU's all-time statistical charts 11 games into the 2018 season (*Note: Colorado does not count bowl stats into career totals to protect past history, thus career numbers for players past and present will differ from NCAA*):

- ⇒ **TB BEAU BISHARAT** is ninth in special team tackles (**29**) and is eighth in special team points (**66**).
- ⇒ **TB KYLE EVANS** is 84th in rushing yards (**568**).
- ⇒ **ILB RICK GAMBOA** is in sixth in tackles (**381**), is 18th in solo tackles (**184**) and tied for 10th in third down stops (**32**) and is tied for 30th in passes broken up (**18**).
- ⇒ **WR DONOVAN LEE** is 60th in receptions (**46**) and is 19th in kickoff return yards (**617**).
- ⇒ **ILB DREW LEWIS** is 195th in tackles (**179**).
- ⇒ **WR JAY MacINTYRE** is tied for 26th in receptions (**86**) and is 28th in receiving yards (**1,035**).
- ⇒ **TB TRAVON McMILLIAN** is 56th in rushing yards (**951**).
- ⇒ **WR K.D. NIXON** is 49th in receptions (**52**) and is 62nd in receiving yards (**605**).
- ⇒ **QB STEVEN MONTEZ** is fourth in passing yards (**6,671**), is fifth in pass attempts (**874**), is fourth in completions (**549**), is tied for third in touchdown passes (**44**), is 64th in rushing yards (**754**), is seventh in true rushing yards by a quarterback (**1,213**) and is third in total offense (**7,425**).
- ⇒ **WR LAVISKA SHENAUT** is tied for 26th in receptions (**86**) and is 23rd in receiving yards (**1,114**).
- ⇒ **PK JAMES STEFANO** is 34th in scoring and 10th in kick-scoring (**128** points) and is tied for seventh in field goals made (**22**).
- ⇒ **WR JUWANN WINFREE** is tied for 60th in receptions (**47**) and is 57th in receiving yards (**648**).

Colorado opened **5-0** for the first time since 1998; the 31-20 loss at Southern California prevented a 6-0 start for the first time since 1994 ... CU was the last undefeated team in the Pac-12 and was the ninth remaining in the nation before its loss at USC.

**FRESHMAN STARTERS I**

CU started six freshmen at Arizona: **LE Israel Antwine**, **OT Frank Fillip**, **OL Jake Moretti** (as a sixth linemen in the wildcat formation), **C Colby Pursell**, **TE Brady Russell** and **LT William Sherman** (Antwine and Fillip are true freshmen, with another handling the placekicking in **PK Tyler Francis**). That's the most since Oct. 10, 2015, when six also started at Arizona State (ILB Rick Gamboa, TE Dylan Keeney, RT John Lisella, WR Jay MacIntyre, CB Isaiah Oliver and WR Lee Walker. CU had started five freshmen at Washington: **LE Israel Antwine**, **CB Chris Miller**, **C Colby Pursell**, **LT William Sherman** and **WR Dimitri Stanley** (and with a freshman kicker making his debut there as well in **PK Evan Price**). The most in recent memory was the 2012 season finale at Utah, when eight started against the Utes (including six true freshmen): TB Donta Abron, CB Ken Crawley, DT Tyler Henington, S Marques Mosley, OT Stephone Nembot, WR Nelson Spruce, WR Gerald Thomas and DT Josh Tupou (Nembot and Spruce were the redshirts).

► Colorado is on pace to start its most freshman since the 2012 season, when **74** made starts; through nine games, freshmen have made **34** starts (22 redshirt/12 true).

FRESHMAN STARTERS II

Some history was made in the season opener against Colorado State when it came to freshmen and starting in the first game of the season:

- **DE Israel Antwine** became the second true freshman to start a season opener on the defensive line, joining **DE Christian Shaver** (2014).
- **C Colby Pursell** became just the third freshman, true or redshirt, to ever start a CU season opener at center, joining two Buff first-team All-Americans, **Bryan Stolteneberg** (1992) and **Andre Gurode** (1998); they were also redshirt frosh.

The 2014 opener against CSU in Denver was the last time that two true freshmen cracked the season-opening lineup (Shaver and **WR Shay Fields**, who was also a true frosh); **11** different players in all made their first career start against the Rams to open the season (with the count now up to **24**).

YOUNGINS' ON THE O-LINE

It went largely unnoticed in the New Hampshire game, but the Buffs started two freshmen (both redshirts) on the offensive line: **Colby Pursell** at center and **Jake Moretti** at left guard. And now for the last five games (UCLA, Arizona State, USC, Washington, Arizona) another frosh redshirt, **William Sherman** started at left tackle with Pursell at center. It's fairly uncommon, though the last time it happened was in 2016, when **Tim Lynott** started all 14 games at right guard while **Aaron Haigler** started seven games at right tackle (again, both redshirts). Otherwise, you have to go back to 2008 (**OG Blake Behrens** all 12 games, **OT Matt Bahr** eight games, redshirts again). Between 2008 and 2016, those account for most of the games two frosh have started on the O-line.

► Two or more freshmen (true or redshirt) have now started **30** total games on the offensive line at Colorado. There are four other times two freshmen started on the O-line, two times when all were true frosh: 1991 (OGs **Clint Moore** and **Dolyn Jackson** vs. Minnesota) and 2007 (**OG Kai Maiava** and **OT Ryan Miller** at Kansas State). The other occasions were in 1998, in the opener against Colorado State (**C Andre Gurode** and **RG Victor Rogers**) and later that year against Baylor with Rogers at right tackle and **Erin Huizingh** at left tackle.

► CU started three freshmen on the offensive line for the first time in its history against Oregon State (on Oct. 27); **OT Frank Fillip** got the nod at right tackle, joining Pursell and Sherman in the lineup.

► At Arizona, CU technically started *four* freshmen on the offensive line; but in the wildcat formation at the Wildcats' 14-yard line, OL Jake Moretti was a sixth offensive lineman who did not report as an eligible tight end which is often the case. Fillip, Pursell and Sherman started as a trio for the second straight game.

TRUE FRESHMAN O-LINE STARTERS

It's pretty rare when a true freshman starts on the offensive line; in fact, in Colorado history **OT Frank Fillip** has become just the 12th player to do so when he started for the first time against Oregon State. Those dozen players have combined to make a total of **51** starts; no freshman has started the entire season on the O-line. As the late great Keith Jackson would say, here's a list of CU's "big uglies" who have started games on the line (total number of starts in last column):

Player	Pos.	First Start	Opponent	Total	Player	Pos.	First Start	Opponent	Total
Leon White	OG	Nov. 10, 1973	at Kansas	3	Kai Maiva	OG	Sept. 29, 2007	OKLAHOMA	8
Guy Thurston	OG	Nov. 10, 1979	OKLAHOMA STATE	3	Ryan Miller	OT	Oct. 13, 2007	at Kansas	6
Eric Coyle	OG	Oct. 30, 1982	OKLAHOMA	4	Max Tuioti-Mariner	OG	Sept. 6, 2008	EASTERN WASHINGTON	2
Clint Moore	OG	Sept. 7, 1991	*WYOMING	3	Alex Lewis	OT	Sept. 17, 2011	Colorado State (Denver)	1 [^]
Dolyn Jackson	OG	Sept. 21, 1991	MINNESOTA	8	Frank Fillip	OT	2018	OREGON STATE	2
Marwan Hage	OG	Oct. 21, 2000	at Kansas	2	(*—season opener; ^—started two other games at tight end)				
Brian Daniels	OG	Sept. 20, 2003	at Florida State	9					

YOUTHFUL NUMBERS

The Buffaloes have a lot of youth, so much so that **75** of the **119** players (**64.1** percent) on the roster are underclassmen. Here's where that stands nationally (does not include service academies, who do not redshirt and have extraordinarily large freshmen classes and team sizes):

School	Total	Fr. (True/RS)	Soph.	Team Size	Pct.	School	Total	Fr. (True/RS)	Soph.	Team Size	Pct.
Illinois	78	39 (32/ 7)	39	102	76.5	Western Michigan	75	50 (30/20)	25	106	70.8
Coastal Carolina	92	68 (40/28)	24	121	76.0	16. Arizona	73	42 (23/19)	31	108	67.6
Appalachian State	88	50 (32/18)	38	117	75.2	26. Oregon	72	48 (36/12)	24	110	65.5
Cincinnati	80	52 (35/17)	28	111	72.1	27. Oregon State	71	50 (26/24)	21	110	64.5
UCLA	76	53 (36/17)	23	106	71.7	29. Colorado	75	51 (31/20)	24	119	64.1
Virginia	88	62 (44/18)	36	123	71.5	30. USC	69	42 (25/17)	27	108	63.9
Wake Forest	77	54 (29/25)	23	108	71.4						

► And how many have played this season? Georgia leads with **55**, followed by **Colorado** and Coastal Carolina (**50**). Next in line: Clemson 44, Auburn 40, Oregon 40, Minnesota 39, USC 39, Indiana 37, Duke 36, Wake Forest 35, Connecticut 34 (*research by UConn sports info*).

**ANTWINE MAKES HIS MARK**

DE Israel Antwine has become the eighth known Buffalo as a true freshman on defense to crack the 400-play mark in snaps played from scrimmage – the seventh to do so this decade – and was just the 16th to play 300 or more snaps. In 2013, **Addison Gillam** set the bar for true frosh when he played in 838 snaps from scrimmage, and he topped **CB Greg Henderson** who had set the mark with 823. Antwine has established a new frosh record for defensive linemen (and outside linebackers which at times can be construed as a similar position depending on the scheme), as his 373 snaps topped Josh Tupou's 343 high mark set back in 2012. A look at the most snaps played by true defensive freshmen since 1987, when the stat was first tracked (minimum 300):

Addison Gillam, ILB (2013)	838	Jordan Dizon, ILB (2004)	597	Jashon Sykes, ILB (1998)	392	Tedric Thompson, SS (2013)	323
Greg Henderson, CB (2011)	823	Marques Mosley, FS (2012)	524	Deon Figures, CB (1988)	358	Alfred Williams, OLB (1987)	320
Chidobe Awuzie, CB/N (2013)	643	Israel Antwine, DE (2018)	415	Josh Tupou, DT (2012)	343	Ty Gregorak, ILB (1997)	316
Kenneth Crawley, CB (2012)	642	Terrel Smith, S (2010)	414	Kanavis McGhee, OLB (1987)	323	Yuri Wright, CB (2012)	310

McMILLIAN ACCOMPLISHES A RARITY

TB Travon McMillian has definitely made the most of his graduate transfer season at Colorado. In line to rush for 1,000 yards, he has four plays of over 50 yards (and a fourth at 49). Two of those were “carbon copy” touchdowns runs of 75 yards – each taking 12 seconds and on the first play of the second half against New Hampshire and Oregon State. He added a 64-yard burst against Washington State that led to CU's only score (which he took in from three yards). The other, a 57-yard reception at Arizona, had him join a very exclusive club: players with at least one rush and one reception of 50 yards or longer during the same season. Since 1946, just 12 players have accomplished that feat, with only two of those players doing it twice. Here's the list of players who have accomplished the feat (player, season, 50-plus plays):

Merwin Hodel	1949	Rush: 66 (vs. New Mexico, TD); Receive: 68 (vs. Kansas)
Eddie Dove	1957	Rush: 90 (vs. Kansas, TD); Receive: 80 (vs. Utah, TD)
*Cliff Branch	1971	Rush: 85 (at Kansas, TD), 64 (vs. Oklahoma State); Receive: 74 (vs. Wyoming, TD), 56 (at Iowa State)
Jeff Campbell	1988	Rush: 74 (vs. Fresno State, TD); Receive: 90 (vs. Kansas State, TD), 67 (vs. Oregon State)
Jeff Campbell	1989	Rush: 66 (vs. Colorado State), 56 (at Washington, TD); Receive: 74 (vs. Illinois, TD), 58 (vs. Missouri)
Mike Pritchard	1990	Rush: 78 (vs. Tennessee, TD), 70 (vs. Kansas State, TD), 68 (at Missouri, TD), 55 (vs. Tennessee, TD); Receive: 70 (at Missouri, TD)
Herchell Troutman	1996	Rush: 50 (vs. Washington State); Receive: 50 (at Texas A&M, TD)
Dwayne Cherrington	1997	Rush: 51 (at Kansas State); Receive: 73 (at Oklahoma State, TD)
Marcus Stiggers	1998	Rush: 52 (vs. Iowa State); Receive: 59 (vs. Texas Tech), 53 (vs. Colorado State in Denver)
Hugh Charles	2005	Rush: 74 (at Oklahoma State, TD); Receive: 51 (vs. Texas A&M, TD)
Rodney Stewart	2011	Rush: 52 (vs. Washington State); Receive: 76 (at Stanford), 72 (at Hawai'i)
Phillip Lindsay	2016	Rush: 75 (vs. Arizona State, TD); Receive: 67 (at Southern California, TD)
Phillip Lindsay	2017	Rush: 74 (at Oregon State, TD); Receive: 60 (at Arizona State)
Travon McMillian	2018	Rush: 75 (vs. New Hampshire, TD); 75 (vs. Oregon State, TD); 64 (vs. Washington State). Receive: 57 (at Arizona, TD)

*—Branch also had three punt returns; 59 (vs. Kansas State, TD), 75 (at LSU, TD), 65 (vs. Air Force, TD).

AND THEN THERE WERE FOUR (KICKERS, THAT IS)

When **PK Tyler Francis** took the field at Arizona for CU's first PAT kick, he became the fourth player to attempt a placekick (FG and/or PAT) this season for the Buffaloes – that tied for the most at Colorado since the end of the platoon era (1965-on). He joined James Stefanou (out with a hip strain) and the Price brothers (Davis and Evan, the latter whom did not make the trip due to illness). CU also had four players attempt kicks in 2016 (Diego Gonzalez, Chris Graham, Alex Kinney and Davis Price) and in 1976 (Pete Dadiotis, Tim Mangnall, Bobby Morris and Mark Zetterberg). Francis is a true freshman walk-on from Carlsbad, Calif., who joined the team for August camp (he didn't kick in high school until his senior year; he has a soccer background).

► **And how did he do?** Francis was perfect in his collegiate debut, scoring 10 points as he made was 4-of-4 on PAT kicks and 2-of-2 on field goals from 25 and 48 yards. He made his only kick (PAT) against Washington State to remain perfect on the year.

FIRST ACTION OFF THE CHARTS

Due in part to the new rule where players can appear in up to four games and not lose the year of eligibility, Colorado has seen a record for players seeing their first action in a CU uniform in a single season. A total of **45** players have seen their first action in 2018; **34** in the opener against Colorado State, a school record for a season opener. The previous high was 33 players in 2011, as the annual number usually hovers around 25. Of those 45, 30 are freshmen (nine true, the most since nine played in 2012).

FAIR CATCH CITY

On both sides of the ball. CU punters have been masters at forcing fair catches: **Davis Price** has 48 punts on the season, exactly half of which (24) have been fair caught; Alex Kinney returned against Utah and on the year, two of his 11 have been the same. Who's forcing those? **WR Daniel Arias** has forced 12 and **WR Kabion Ento** seven (and an eighth on kickoff coverage duty). Arias' 12 forced fair catches is a school record for a single season, topping the 10 by John Walker in 2015. (CU has tracked this statistic for its special team points category since 1987).

MISCELLANEOUS STAT BOX / MacINTYRE ERA

Season	Red Zone (Scores-Att; (TD/FG); Plays-Yds)						Avg./1st Down		2nd Down Eff.		3rd /Avg-to-Go		Colorado					Opponent				
	Colorado	Opponent	Opponent	Opponent	Opponent	Opponent	Colo.	Opp.	Colo.	Opp.	Colo.	Opp.	Plays	20+	10+	5+	0 Neg	Plays	20+	10+	5+	0 Neg
2013	26-32 (14/12)	89-252	51-62 (42/ 9)	184-602	5.8	6.5	91-281	103-301	7.1	6.4	832	42	138	322	210	67	924	73	201	398	205	80
2014	40-45 (29/11)	117-410	47-52 (34/13)	108-405	5.4	6.8	116-337	83-267	6.5	6.8	996	48	176	419	242	83	845	72	189	361	207	70
2015	39-53 (27/12)	153-438	39-44 (26/13)	123-360	5.8	5.7	116-336	92-319	7.1	6.3	1008	50	174	417	209	100	948	65	169	376	231	79
2016	51-57 (37/14)	155-538	31-41 (22/ 9)	96-305	6.0	5.1	116-350	80-301	6.3	7.4	1037	57	188	439	214	90	910	48	150	326	248	74
2017	37-44 (25/12)	102-251	39-44 (25/14)	109-385	5.7	6.2	97-297	119-301	7.3	6.6	909	50	186	377	205	87	884	62	181	381	215	63

**SERIES HISTORY—CU vs. CALIFORNIA**

The Colorado-California series is rather brief, with Cal leading by a 5-4 margin; the first four games were all between 1968 and 1982 until the series resumed in 2010-11 with a home-and-home series that was arranged in 2004. The first game in the series was in Berkeley, with Cal breaking a scoreless halftime tie with a third quarter touchdown en route to a 10-0 win; that was the only game of the four in Berkeley until 2010. The three in-between were in Boulder: in 1972, the No. 2-ranked Buffs methodically dispatched Cal, 20-10; in 1975, the Buffs captured a 34-27 victory, and in 1982, Cal came into Boulder and won in a rainstorm, 31-17. Though by 2011, both were members of the Pac-12 Conference, the game that year did not count in the league standings as it was the back end of the home-and-home agreement (CU was originally slated to join the Pac-12 in 2012); the game that year was a barn-burner, with Cal rallying for a 36-33 overtime win after the Buffs had comeback from 10 down to take a 27-23 lead in the fourth quarter. The first meeting as Pac-12 rivals thus came in 2013, when the Buffaloes won 41-24 in Boulder; both teams had entered the game 0-6 in league play.

➔ The four games between the two schools since the Buffs joined the Pac-12 have all been high scoring affairs, with a combined 321 points scored the fewest being 65 combined and each team has scored at least 24 points. CU has scored 174 of those points, Cal 147.

➔ CU coach **Mike MacIntyre** was 2-1 against Cal (first game as a head coach for interim **Kurt Roper**); Cal coach **Justin Wilcox** is 0-1 against Colorado.

SERIES DID YOU KNOW?—The 1982 game was one of the occasional though rare instances where both programs were playing their first game under a new head coach: **Bill McCartney** for Colorado and **Joe Kapp** for California. The Bears won the game in a rainstorm, 31-17, building a quick 21-0 lead in the first quarter, only to see the Buffs close to within 24-17 late in the game. CU got the ball back at its own 16, but was intercepted on the first play with the Bears scoring on a pick-six. McCartney got his first win the following Saturday at Washington State (12-0) en route to a 2-8-1 season. Cal finished the year with a 7-4 mark, ending off course with a 25-20 win over a John Elway-led Stanford team in the infamous game where Stanford's band had run out on to the field during the final play of the game.

SERIES SIGNATURE ANNIVERSARY GAME—**46th**. On Sept. 9, 1972, Cal gave No. 2 Colorado all it could handle in the season opener for both teams, but Ed Schoen and Fred Lima kept the Bears at bay as the Buffaloes won, 20-10, in Boulder. Though Cal never led, it wasn't until Lima's second field goal, a school and Big 8 Conference record 55-yarder, with 1:17 left in the game secured the win for CU, which was opening the year with what is still its highest preseason rank ever. Charlie Davis ran for 151 yards and Colorado's only touchdown, the latter opening the game's scoring. After trading field goals (Ray Wersching for Cal; Lima's first was from 46 yards), CU took a 10-3 lead into the third quarter. Steve Bartkowski was poised to drive Cal into CU territory for the fifth time in seven possessions, but was intercepted by Schoen who turned it into a pick-six with a 48-yard return for the touchdown and a 17-3 lead. Cal pulled to within 17-10 with 10:07 left, and would be stopped twice on fourth down on its next two possessions until Lima sealed the win. Overall, Schoen had 10 tackles including a quarterback sack and a fourth down stop, to go with his interception.

CU vs. CALIFORNIA SERIES TRENDS

Here's a quick look at the team statistical trend in the previous nine games in the CU-California series:

Date	Site	Result	Attend.	Rank CU CAL	CU FD	Rushing att yds td	Passing a-c-i yds td	Tot Off no yds	CAL FD	Rushing att yds td	Passing a-c-i yds td	Tot Off no yds	TV
Sept. 28, 1968	Berkeley	L 0-10	27,500	— —	18	33 124 0	40-17-3 166 0	73 290	22	53 140 1	29-17-1 203 0	82 343	ABC (r)
Sept. 9, 1972	Boulder	W 20-10	50,751	2 —	14	60 260 1	7- 2-0 23 0	67 283	23	35 116 0	50-24-2 261 1	85 377	
Sept. 13, 1975	Boulder	W 34-27	46,211	— —	26	79 437 2	15- 9-0 108 1	94 545	14	32 237 3	25-12-1 177 1	57 414	
Sept. 11, 1982	Boulder	L 17-31	35,103	— —	16	38 48 1	38-21-2 191 1	76 239	19	38 90 3	31-19-2 214 0	69 304	
Sept. 11, 2010	Berkeley	L 7-52	55,440	— —	17	42 75 1	34-18-3 166 0	76 241	18	36 159 1	24-15-0 197 4	60 356	FSN
Sept. 10, 2011	Boulder (OT)	L 33-36	49,532	— —	25	32 108 0	50-28-0 474 3	82 582	22	31 100 1	36-19-1 270 4	67 370	FCS-Pacific
Nov. 16, 2013	Boulder	W 41-24	38,252	— —	23	38 121 1	36-23-1 364 3	74 485	23	34 197 3	52-26-1 214 0	86 411	PAC12
Sept. 27, 2014	Berkeley (2OT)	L 56-59	39,821	— —	39	43 175 1	67-46-1 455 7	110 630	24	30 127 1	42-24-1 458 7	72 585	PAC12
Oct. 28, 2017	Boulder	W 44-28	47,216	— —	27	53 200 1	27-21-0 353 3	80 553	26	25 61 0	55-30-2 374 4	78 435	PAC12

CU INDIVIDUAL HIGHS

Most Yards Rushing: 161, Phillip Lindsay, Oct. 28, 2017

Most Yards Passing: 474, Tyler Hansen, Sept. 10, 2011

Most Receptions: 19, Nelson Spruce, Sept. 27, 2014

Most Yards Receiving: 284, Paul Richardson, Sept. 10, 2011

CU, CAL COLLABORATED ON "MAVEN"

The MAVEN (Mars Atmosphere and Volatile Evolution) spacecraft is one of NASA's upcoming new projects, and new Pac-12 Conference mates, the universities of Colorado and California, collaborated on the venture. **Bruce Jakosky** of CU's Laboratory for Atmospheric and Space Physics was the principal investigator for the \$670 million mission and several of the instruments were built at Berkeley's Space Sciences Laboratory. The mission was the first devoted to understanding the Martian atmosphere, targeting the role that the loss of atmospheric gases to space played in changing the climate through time. The MAVEN launched Nov. 18, 2013 from Cape Canaveral, two days after the 2013 CU-Cal game, and six days before the 2014 contest (Sept. 21) the spacecraft eased seamlessly into orbit around Mars, completing the last major hurdle of the 10-month, 442-million-mile journey.

CALIFORNIA SNAPSHOT

California is 6-4 on the season (3-4 in the Pac-12), opening with three straight wins over North Carolina (24-17), BYU (21-18 on the road) and Idaho State (45-23). As was the case for the Bears in 2017, they then lost three straight after the 3-0 start, two coming at home to Oregon and UCLA. But since falling to 3-3, Cal's defense has stiffened, allowing a total of 50 points in four games, claiming three in the win column. The biggest of those was a 12-10 win over No. 15 Washington at home, with their last win a 15-14 verdict at USC two weeks ago.

➔ **Justin Wilcox** is in his second year as head coach of the Cal program, owning an 11-11 record. Cal's Athletic Director is **Jim Knowlton**, who went to Berkeley from the Air Force Academy; he was instrumental in the resumption of the CU-Air Force football rivalry, one that has been dormant since 1974 but will see the Falcons travel to Boulder next Sept. 19.

**TALE OF THE TAPE / COLORADO – CALIFORNIA**

Here's a comparative look between **Colorado** and **California** in both general areas as well as several statistical categories through games of November 17 (national rankings where applicable in parenthesis):

Category	Colorado	California	Category	Colorado	California
2018 Overall Record	5-6	6-4	Third Down Conversion Offense	34.8 (110)	38.9 (71)
Streak	Lost 6	Won 1	Third Down Conversion Defense	39.4 (73)	32.9 (22)
vs. AP Ranked Teams (at time of game)	0-3	1-2	Fourth Down Conversion Offense	40.9 (110)	52.4 (69)
<i>Alumni On NFL Rosters (as of Nov. 18)</i>	<i>14</i>	<i>26</i>	Fourth Down Conversion Defense	47.4 (49)	61.1 (99)
First Downs	229 (63)	207 (102)	Three & Outs on Defense	35 (--)	NA (--)
Rushing Offense	142.5 (94)	169.5 (65)	Tackles For Loss	6.3 (58)	5.8 (73)
Average Per Rush	3.8	4.4	Tackles For Loss Allowed	8.7 (123)	5.8 (58)
Passing Offense	256.8 (41)	194.4 (99)	Quarterback Sacks By	27 (49)	23 (54)
Completion Percentage	65.9 (16)	61.8 (45)	Quarterback Sacks Allowed	30 (108)	25 (92)
Average Per Attempt	7.3	6.1	Net Punting	37.7 (58)	38.2 (47)
Passing Efficiency	137.1 (58)	117.3 (110)	Punt Returns	9.2 (60)	6.7 (88)
Total Offense	399.4 (71)	363.9 (103)	Punt Return Yardage Defense	4.8 (23)	8.5 (72)
Average Per Play	5.5	5.1	Kickoff Returns	19.7 (80)	23.7 (22)
Scoring Offense	27.6 (64)	22.7 (112)	Kickoff Return Yardage Defense	17.9 (19)	20.5 (60)
First Downs Allowed	232 (79)	176 (12)	Penalties Per Game	5.8 (52)	5.9 (54)
Rushing Defense	150.2 (50)	134.8 (34)	Penalty Yards Per Game	55.5 (67)	52.6 (58)
Average Per Rush	3.9	3.6	Turnovers Gained	15 (80)	18 (41)
Passing Defense	245.5 (91)	183.8 (20)	Turnovers Lost	14 (39)	23 (113)
Completion Percentage	56.9	59.6	Turnover Margin	+0.09 (62)	-0.50 (101)
Average Per Attempt	7.1	6.1	Interceptions	8 (70)	14 (13)
Pass Efficiency Defense	131.0 (65)	112.0 (18)	Red Zone Scoring Percentage (Offense) ..	83.3 (69)	70.0 (129)
Total Defense	395.6 (63)	318.6 (18)	Red Zone Scoring Percentage (Defense) ..	82.1 (55)	88.0 (100)
Average Per Play	5.4	4.7	Time of Possession	29:41 (74)	31:01 (38)
Scoring Defense	26.7 (64)	21.1 (28)	Strength of Record (ESPN Power Index)	69	51
			Schedule Strength (USA Today/Sagarin)	51	58

CU-CALIFORNIA BY THE NUMBERS

Here's a look at some numbers-related trivia in the Colorado-California series:

- 8** The number of times the lead has changed hands in all nine games in the series combined (five times in 2011, three in 2014);
- 7-2** The record of the team that scores first in the series, *meaning*:
- 44:17** The amount of time the losing team in nine games (540 minutes) has been in the lead (CU in the 2011 and 2014 games);
- 25** The margin that California has outscored Colorado in the five games (**277-252**);
- 29** The number of years between Cal visits to Colorado's Folsom Field (1982, 2011);
- 31** The number of points Cal scored following five CU turnovers in the 2010 game;
- 37 87' 17"** The latitude of Berkeley, which means it is technically southwest of Boulder;
- 42** The number of years between CU visits to California's Memorial Stadium (1968, 2010);
- 122 27' 28"** The longitude of Berkeley, the fourth furthest west on the mainland CU has played a football game (barely behind Seattle, Corvallis, Eugene)
- 284** The number of receiving yards by **WR Paul Richardson** in the 2011 games, setting CU's single-game record (eclipsed the old mark by 62);
- 321** The number of combined points that have been scored in the four games with CU as a member of the Pac-12 (80.3 per; low of 65);
- 929** The number of miles between Boulder and Berkeley, Calif.;
- 5,222** The difference in elevation (feet) between Boulder (**5,345**) and Berkeley (**123**; though some areas are **0-1,320**).

LB's HAVE MOST PICKS SINCE GEORGE H.W. BUSH WAS IN OFFICE

Colorado has eight interceptions this season, the first four of those from the linebackers: **Nate Landman** has two and **Rick Gamboa** and **Drew Lewis** one each. The last time linebackers accounted for four interceptions? You have to go back 27 years to 1991, when **Ted Johnson** picked off three and **Greg Biekert** one. The last time CU linebackers corralled five interceptions? In 1988, when the group snagged six. And the record for the most interceptions by a CU linebacker? It's four, first set by Dennis Drummond in 1965 and matched by **Phil Irwin** in 1969.

BISHARAT CLIMBING SPECIAL TEAM CHARTS

Junior **TB Beau Bisharat** has been a force on special teams since he arrived at Colorado. The reigning "special teams point" champion on the Buffaloes with 29 last year, he has 25 this season in nine games; he missed the Washington State and Utah games with a rib injury but could return for the game at Cal. He has nine tackles this year (seven solo, three inside-the-20), five knockdown blocks, two downed punts, four forced fair catches, a forced fumble and a first downfield credit that altered a return. He now has 66 career special team points, which is tied for eighth at CU since the category was created back in 1987, and his career tackles 29 (21 solo), are now the ninth-most. **FS Ryan Sutter** is the CU career leader in both, with 123 points and 64 tackles.



COLORADO 44, CALIFORNIA 28

OCTOBER 28, 2017

FOLSOM FIELD, BOULDER

BOULDER —One week after a halftime benching, CU quarterback Steven Montez produced his best game of the season and Colorado's defense played well when it mattered — even contributing to the scoring — as the Buffs produced a 44-28 win over Cal at Folsom Field.

With the victory, Colorado became the 25th school in NCAA history to win 700 games, as the Buffs pushed their all-time record to 700-498-36.

Montez completed 20 of 26 passes for 347 yards and three touchdowns and also ran for one score while running back Phillip Lindsay carried 33 times for 161 yards. The game also featured a 100-yard interception return for a score by Colorado's Nick Fisher.

Colorado's offense put forth one of its best performances of the season in carving out a 27-14 halftime lead, putting up a season-high 361 yards in the first half.

After the two teams traded punts to start the game, the Buffs drove 73 yards in nine plays for a 7-0 lead. Lindsay had a 39-yard run on the drive and, following a sack of Montez, the CU quarterback threw 22 yards to Devin Ross for the score on third-and-17.

The Bears answered with their own long drive, going 75 yards to tie the score at 7-7, finishing the march with a 15-yard pass from wide receiver Vic Wharton to Kanawai Noa.

The Buffs then grabbed momentum, scoring touchdowns on their next two possessions.

Colorado needed just six plays to go 75 yards for the go-ahead score. Montez converted a third-and-18 with a 20-yard pass to Bryce Bobo, then hit a streaking Laviska Shenault Jr. with a 58-yard pass to the Cal 7-yard line. Montez scored on the next play and James Stefanou's PAT gave Colorado a 14-7 lead.

Colorado's defense then came up with a big stop, fueled by a George Frazier sack, that produced a Cal punt.

CU then needed just six plays again to go 96 yards for another score. Montez converted one third down with a 21-yard toss to Ross, then hit Shay Fields with a 65-yard scoring strike — CU's longest pass of the year — two plays later for a 21-7 lead.

After another Cal punt, Colorado extended its margin to 24-7, driving to the Cal 12 before settling for a 29-yard Stefanou field goal.

The Bears kept themselves in the game on the ensuing possession, taking 17 plays to go 79 yards. Cal scored on a 14-yard pass from Ross Bowers to Noa to pull to within 24-14.

But, in the final 1:16 left of the half, CU drove into Cal territory in time to produce a 39-yard Stefanou field goal as time expired to give the Buffs a 27-14 halftime lead.

Neither team scored in the third quarter. But early in the final period, Colorado built its cushion to 20 points by carving out a 14-play, 74-yard march. The Buffs got a 23-yard scoring pass from Montez to Jay MacIntyre on third-and-9 to give the Buffs a 34-14 lead with 13:17 left.

The Bears managed to cut the margin back to 13 after a five-play, 84-yard drive produced a Bowers 14-yard scoring pass to Wharton, shaving CU's cushion to 34-21 with 8:24 left, but Colorado answered with a methodical 55-yard drive that produced a 37-yard Stefanou field goal and 37-21 lead with just 5:22 left.

Fisher then put an exclamation point on the win by fielding a Bowers pass in the end zone and racing 100 yards down the sideline with 2:34 left in the game for a 44-21 Colorado lead.

After Fisher's interception, the Bears added the final score of the day, another Bowers touchdown pass.

California	7	7	0	14	—	28
COLORADO	14	13	0	17	—	44

SCORING	Score	Time	Qtr
COLORADO — Ross 22 pass from Montez (Stefanou kick)	7-0	9:20	1Q
California — Noa 15 pass from Wharton (Anderson kick)	7-7	4:33	1Q
COLORADO — Montez 7 run (Stefanou kick)	14-7	1:42	1Q
COLORADO — Fields 65 pass from Montez (Stefanou kick)	21-7	11:53	2Q
COLORADO — Stefanou 29 FG	24-7	7:05	2Q
California — Noa 27 pass from Bowers (Anderson kick)	24-14	1:16	2Q
COLORADO — Stefanou 39 FG	27-14	0:00	2Q
COLORADO — MacIntyre 23 pass from Montez (Stefanou kick)	34-14	13:17	4Q
California — Wharton 14 pass from Bowers (Anderson kick)	34-21	8:24	4Q
COLORADO — Stefanou 37 FG	37-21	5:22	4Q
COLORADO — Fisher 100 interception return (Stefanou kick)	44-21	2:34	4Q
California — Veasy 8 pass from Bowers (Anderson kick)	44-28	0:50	4Q

Attendance: 47,216 Time: 3:19

Weather (50°): cloudy skies, 43% humidity, 5 mph winds from the east

TEAM STATISTICS	COLORADO	CALIFORNIA
First Downs.....	27	26
Third Down Efficiency (Fourth).....	11-17 (0-1)	8-17 (2-2)
Rushes—Net Yards	53-200	25-61
Passing Yards	353	374
Passes (Att-Comp-Int).....	27-21-0	53-30-1
Total Offense.....	553	435
Return Yards	126	5
Punts: No-Average.....	3-49.3	7-47.6
Fumbles: No-Lost.....	2-1	1-0
Penalties/Yards	7/58	4/35
Quarterback Sacks—Yards	4-26	3-25
Time of Possession	31:51	28:09
Drives/Average Field Position	12/C27	12/Ca25
Red Zone: Scores-Attempts (Points).....	5-5 (27)	3-4 (21)

INDIVIDUAL STATISTICS

Rushing—Colorado: Lindsay 33-161, Montez 13-17, Bisharat 3-14, Ross 1-11, Team 1-minus 3. **California:** Laird 13-52, Enwere 6-27, McMorris 1-3, Bowers 5-minus 21.

Passing—Colorado: Montez 26-20-0, 347, 3 td; Noyer 1-1-0, 6, 0 td. **California:** Bowers 52-29-1, 359, 3 td; Wharton 1-1-0, 15, 1 td.

Receiving—Colorado: MacIntyre 5-53, Fields 4-101, Ross 4-65, Bobo 3-34, Lindsay 2-23, Shenault 1-58, Bounds 1-13, Bisharat 1-6. **California:** Veasy 7-111, Noa 7-108, Wharton 6-79, Laird 4-35, Singleton 2-26, Enwere 1-8, McMorris 1-minus 1.

Punting—Colorado: Kinney 3-49.3 (63 long, 3 In20). **California:** Klumph 7-47.6 (53 long, 2 In20).

Punt Returns—Colorado: Blackmon 4-26. **California:** Wharton 1-5. **Kickoff Returns—Colorado:** Blackmon 1-25. **California:** Davis 2-51, Hawkins 1-6.

Tackle Leaders—Colorado: Udoffia 9,0—9; Worthington 7,2—9; Gamboa 3,6—9; Laguda 4,1—5; Lewis 3,2—5; Franke 4,0—4; Moeller 3,1—4; Jackson 1,3—4; Mulumba 1,3—4; Frazier 3,0—3; Wigley 3,0—3; Fisher 2,0—2; Edwards 1,1—2. **California:** Kunaszyk 10,6—16; Brown 3,6—9; Weaver 3,5—8; Goode 2,4—6; Davis 4,1—5; Davison 4,0—4.

Quarterback Sacks—Colorado: Lewis 1-11, Worthington 1-9, Frazier 1-5, Franke 1-1. **California:** Davison 1-12, Looney 1-10, Team 1-3.

Interceptions—Colorado: Fisher 1-100. **California:** none. **Passes Broken Up—Colorado:** Lewis 2, McCartney 2, Fisher, Franke, Gamboa, Laguda, Worthington. **California:** Bynum 2.

GAME NOTES

Colorado pulled to within 5-4 in the series with Cal, but now lead 4-2 in Boulder ... The two have played four times as members of the Pac-12, with CU outscoring Cal 174-147, thus the 321 total points means the 80.3 per game when these two play (CU has 2,250 yards in the four games (562.5 per), Cal has 1,801 (450.3) ... CU earned a first down on its opening drive for the first time since the UCLA game; the opponent went three-and-out on its opening possession for the first time since the season opener (CSU) ... The scoreless third quarter was the first in the series since the fourth quarter in the 1975 game; one team scored in at least 22 straight quarters in the series, and the Buffs had scored in 14 in a row ... CU had just one turnover and thus has just two in the last 21 quarters ... To date, Colorado's 171 yards were its most in the first quarter this season; its 190 yards in the second quarter as its second most in any quarter (199 vs. Northern Colorado); and its 361 yards in the first half were the most in any half this year. The 553 total marked the third time with 500-plus this season (569 vs. UNC, 551 vs. Arizona) ... Junior **DB Nick Fisher** joined a very exclusive club when he returned an interception 100 yards in the fourth quarter. It was the 11th 100-yard play in CU history, the fourth interception return of that length ... Colorado rushed for 200 yards and passed for 353, the third time this year the Buffs had the 200/200 double; it's the 13th time under MacIntyre the Buffs have achieved it; it was just the seventh time CU went 200 rushing with 350 passing ... **QB Steven Montez** (26-20-0, 347, 3 TD) had a career-best rating and extended his streak without an interception to 134, third-longest in school history ... **TB Phillip Lindsay** had his fifth 100-yard game of the season and earned 10 first downs (nine rushing).

**THIS WEEK'S HISTORICAL NOTE / 1955 & 1994**

Sixty-three years ago this month (Nov. 5, 1955 versus Utah to be exact), Colorado had its first game with a 100-yard rusher (**Jack Becker**, 20-109) and receiver (**Frank Clarke**, 2-100). It's happened only **46** times since, including four times this season (against CSU, UCLA, Arizona State and Oregon State—all in Boulder) and **14** times in the Mike MacIntyre Era. In the first instance, Becker and Clarke both just barely hit the century mark; one time when it didn't occur until after time expired was 24 years ago: yes, The Miracle in Michigan. Rashaan Salaam had rushed for 141 yards, the most by any opposing back in Michigan's Big House in some 31 years. But as the final drive started, Michael Westbrook had five catches for 72 yards, not a bad day by any means in front of his home folk. It got better quick: he caught a 21-yard pass on the first play of CU's winning drive, and of course the 64-yard reception on the game's final play to finish up with 157 receiving yards.

IN COLORADO BUFFALO HISTORY: NOVEMBER 24

Colorado is **7-8** all-time on **November 24**, most of which have been played on the road, as CU is 3-1 at home but 4-6 on the road with six days left in the turkey month. The Buffs last played on this date in 2000, also at Lincoln in the only Nov. 24 match-up between the two schools. **1921**—Nothing like the way the old Coloradoan yearbook summed up games back then, as this was its take on a 10-7 win over Colorado Mines to win the RMAC title: "With the conference championship at stake, a desperate aerial attack was launch and (Walt) Franklin consummated the winning score." Nice using of the English language, but in the very next graph, losing was spelled, "loosing." **1923**—A 20-3 win at Wyoming was summed up in two sentences: "(Myron) Witham's second team went into the game against Wyoming and ran up 20 points to the Cowboys' 3 in the first half. The score remained that until the end." No word if that won a Pulitzer. **1932**—The yearbook reports CU handily outplayed bitter rival Denver, but DU won 6-0. In the first documented trip into the red zone in CU annals, the then-Silver & Gold "hammered the powerful Denver line back to within the very shadow of its goal posts." A fourth-and-goal from the 1 was described as CU's "final, mighty thrust. The ball was given to (Al) Oviatt. He catapulted himself on top of the solid human wall which rose up to meet him. The gun barked the end of the half as the players were unpiling. Oviatt will always swear he was across the line, but the officials did not see it that way." Hey, I can't make this stuff up. **1951**—CU ends the regular season with a rare game outside the conference or region in traveling to East Lansing to play No. 2 Michigan State. It hasn't happened since, as the Spartans had 510 yards of offense, 380 on the ground, in dispatching the Buffaloes by 45-7. **1956**—No. 20 Colorado tunes up for its first Orange Bowl appearance with a 38-7 win at Arizona; Bob Stransky had 100 yards and a touchdown rushing, with John Bayuk scoring three times. **1962**—CU coach Bud Davis, who resigned 10 days before the season finale with Air Force but had it publicly announced five minutes before the end of the game, took a 1-8 team into the game against the Falcons, a three-TD favorite. A fired up Buffalo team routed the Academy 34-10 to send him out a winner. **1973**—Kansas State tops CU in Boulder, 17-14, in what would be Eddie Crowder's last game as Colorado head coach. **1979**—CU ends a 3-8 campaign with its second straight win, a 21-6 verdict over Kansas State in a cold, snowy Boulder. Bill Solomon threw for 166 yards and two touchdowns in the win, as Bill Roe had 24 tackles. **2000**—Nebraska led 14-10 at the half, but the second half would see six lead changes, including two in the final minute. NU took a 31-24 lead with 5:20 left on a 26-yard run by Eric Crouch, but Buff QB Craig Ochs led the Buffs right back on an 11-play, 68-yard drive and threw a 15-yard TD pass to John Minardi. The Buffs went for two and made it on an Ochs to Javon Green pass, going up 32-31 with 47 seconds left. But Crouch led the Huskers back on a seven-play, 47-yard march that ended with Josh Brown's 29-yard field goal as time expired, giving NU a 34-32 win. **2006**—The Buffs close out the first season under head coach Dan Hawkins with a 37-14 loss to Nebraska in Lincoln. NU outgains CU, 468-297, as the Buffs endured just their second 10-loss season in history (finishing 2-10).

NOVEMBER 24 COLORADO MVP: TB Cortlen Johnson. The Buff junior rushed for 155 yards and three touchdowns in CU's 34-32 loss at Nebraska in 2000. He also caught three passes for 27 yards in helping CU top the Huskers in total yards (451-435) and first downs (28-23).

BACK-TO-BACK RIVALS FOR OPENERS?

Though it remains to be seen how much of a rivalry remains with Nebraska since CU hasn't played the Huskers since 2010 when both were in their last year as members of the Big 12, it's not very common for a school to open with back-to-back traditional rivals since the advent of 11 game regular seasons schedules in 1971. The Buffaloes open with Colorado State in Denver on August 31 and then travel to Lincoln to face Nebraska on September 8. Here are some other instances where a school has started a season with back-to-back rivalry games:

School	Year	Week 1	Result	Week 2	Result	School	Year	Week 1	Result	Week 2	Result
Illinois	1975	at Iowa	W, 27-12	Missouri	L, 20-30	Boise State	2003	Idaho State	W, 62-0	at Idaho	W, 24-10
Illinois	1976	Iowa	W, 24-6	at Missouri	W, 31-6	Temple	2009	Villanova	L, 24-27	at Penn State	L, 6-31
Illinois	1984	Northwestern	W, 24-16	Missouri	W, 30-24	Georgia	2013	at Clemson	L, 35-38	South Carolina	W, 41-30
Georgia	1992	at South Carolina	W, 28-6	Tennessee	L, 31-34	Georgia	2014	Clemson	W, 45-21	at South Carolina	L, 35-38
Georgia	1993	South Carolina	L, 21-23	at Tennessee	L, 6-38	N. Mexico St.	2016	at Texas-El Paso	L, 22-38	New Mexico	W, 32-31
Georgia	1994	at South Carolina	W, 24-21	Tennessee	L, 23-41	Colorado	2018	Colorado State	W, 45-13	at Nebraska	W, 33-28
Georgia	1995	South Carolina	W, 42-23	at Tennessee	L, 27-30						

✦ In 2019, it will be a trifecta for Colorado: CSU again in Denver, Nebraska then visits Boulder, and for the first time since 1974, CU will renew its rivalry with Air Force, as the two will play in Boulder (with a return trip to Colorado Springs in 2022).

2018 PAC-12 POW NOMINATIONS & GAME RECOGNITIONS

Here is the list of CU's weekly nominations for the Pac-12 players of the week along with those players who carried Colorado's symbolic artifacts when they took the field prior to each game; the sledgehammer is awarded for the toughest legal hit in the previous game (or in camp). The:

Opponent	Pac-12 Player of the Week Nominations			CU Game Recognitions			
	Offensive	Defensive	Special Teams	Toolbox	Sledgehammer	Colorado Flag	United States Flag
Colorado State	WR Laviska Shenault	ILB Nate Landman	CB Ronnie Blackmon	TB Beau Bisharat	ILB Nate Landman	S Daniel Talley	TB Kyle Evans
Nebraska	WR Laviska Shenault	ILB Nate Landman	none	OT Josh Kaiser	WR Laviska Shenault	TE Brady Russell	S Kyle Trego
New Hampshire	TB Travon McMillian	none	none	QB Steven Montez	WR Juwann Winfree	DE Nick Edridge	DT Lyle Tuiloma
UCLA	QB Steven Montez	OLB Drew Lewis	none	OLB Drew Lewis	QB Steven Montez	ILB Jonathan Van Diest	TE Chris Bounds
Arizona State	WR Laviska Shenault	DE Mustafa Johnson	none	OL Heston Paige	TB Beau Bisharat	OL Jake Moretti	DE Jase Franke
Southern California	none	none	P Davis Price	ILB Chase Newman	LB Drew Lewis	OL Hunter Vaughn	WR Tony Brown
Washington	none	ILB Nate Landman	none	TB Kyle Evans	OLB Carson Wells	S Daniel Talley	DT Javier Edwards
Oregon State	WR K.D. Nixon	ILB Nate Landman	none	WR Jaylon Jackson	TB Alex Fontenot	WR Derek Coleman	LB Nu'umotu Falo
Arizona	none	none	PK Tyler Francis	OT Josh Kaiser	ILB Nate Landman	S Daniel Talley	CB Trey Udoffia
Washington State	none	none	none	WR Tony Brown	DE Mustafa Johnson	DT Nico Magri	OT Josh Kaiser
Utah	none	none	none	DE Nick Edridge	QB Sam Noyer	DT Nico Magri	TE Darrion Jones



SEASON OPENER REVIEW

Statistically speaking, Colorado had one of its best season-opening games in school history on Aug. 31 against Colorado State. CU's 596 yards of total offense in the contest were the most in a season opener since 1994, when that Buff team (which went 11-1 and finished the year ranked No. 3 in the coaches poll) put up 649 yards of offense in a 48-13 win over Northeast Louisiana. That 1994 season-opening total is the highest yardage gained for any game to begin a season in Buffalo history, but the 596 yards vs. CSU comes in at No. 2. It was also just the ninth time since 1946 that Colorado has gained more than 500 yards of offense in the season opener. What was equally impressive was the Buff defense allowing just 284 yards of total offense a week after the Rams put 657 in the books against Hawai'i. CU outgained CSU by 312 yards on the night, the third largest advantage over an opponent in a season-opener in program history. Here are the largest margins of victory in a CU season opener in history (not including contests against local high schools at the turn of last century):

LARGEST MARGINS OF VICTORY IN SEASON OPENER

Year	Opponent	Score	Margin	Year	Opponent	Score	Margin	Year	Opponent	Score	Margin
1954	DRAKE	61- 0	61	1923	BRIGHAM YOUNG	41- 0	41	1995	at Wisconsin	43- 7	36
1942	COLORADO MINES	54- 0	54	1943	FT. WARREN	38- 0	38	1994	NORTHEAST LOUISIANA	48-13	35
1988	FRESNO STATE	45- 3	42	2016	Colorado State (Denver)	44- 7	37	2018	Colorado State (Denver)	45-13	32

THIRD QUICKEST "FIRST SCORE" OF THE YEAR

QB Steven Montez' 38-yard TD run on CU's fifth play of the season was the third quickest score in a game in CU history (well, since 1950 when we have records). The score came **1:24** into the game, trailing a 1-yard Eric Bieniemy run **1:15** into a 27-6 win over Texas in Boulder on Sept. 4, 1989 (that was set-up by a 75-yard run by current CU running back coach **Darian Hagan**). The other came **1:19** into a 34-27 win over California on Sept. 13, 1975, when the late **Mike McCoy** returned a punt 61 yards for a score.

FOURTH DOWN BUFFALOES

Early last season, the Buffaloes converted on nine straight fourth down attempts (over a span of four games, including a **4-for-4** effort against Arizona, the second-best single-game performance in CU history, earning first downs needing 2, 1 and 4 yards on runs by **TB Phillip Lindsay**, and a touchdown from 2 yards out on a **QB Steven Montez** to **TE Chris Bounds** pass). The streak ended at Washington State, shy of the school record of **12** over the 2008-09 seasons.

- ➔ Colorado is **9-of-22** on fourth down this year, four of the conversions on runs out of the "wildcat" formation by **WR Laviska Shenault**; he had two in the Buffs' 33-28 win at Nebraska and another pair in the 28-21 win over Arizona State. His first was for a touchdown on a 4th-&-1 at the Nebraska 3, with his second on a 4th-&-2 near midfield in the fourth quarter to keep a drive alive. Against ASU, both went for 1-yard touchdowns including the game winner.
- ➔ The Buffaloes were **13-of-26** on fourth down tries in 2017 (**50** percent); the most makes and attempts in a single season came way back in 1962, when the Buffs were 21-of-41. The best percentage is 72.7, in 1993, but CU was just 8-of-11; the top percentage with 20 or more tries came in 1976 (70.0, 14-of-20), followed by 1964 (69.0, 20-of-29); yes, we researched third and fourth down efficiency at CU dating back to the early 1950s.
- ➔ CU coach **Mike MacIntyre** had not been shy about going for it on fourth down; in his six seasons at the reins of the program, the Buffaloes were **62-of-136** (45.6) converting on fourth down (**44-of-91** the last three-plus seasons).

TAKING CARE OF THE BALL

Colorado has 14 turnovers in 11 games this season (nine interceptions, five lost fumbles), though it has six over the last two games (three each against Washington State and Utah). The 14 are tied for the 39th-fewest in the nation (the five fumbles lost are tied for the 21st lowest).

- Colorado tailbacks have fumbled just three times this season (one loss); in Mike MacIntyre's career at CU – **74** – games, CU running backs have fumbled just **22** times – in **3,046** touches (rushes, receptions, returns) -- and have lost just **13**. To put that in perspective, that's just one more than the number of men who have walked on the moon (12 between 1969 and 1972).

QUICK TO FIVE

This is the second time in school history (modern era) for a team following one with five wins and a sub-.500 record matched the win total from the previous year in that same number of games. The 2017 Buffaloes were 5-7, this edition of the Buffaloes won the five games in as many tries. The 1998 team accomplished the same; after the '97 team went 5-6, it went out and won its first five en route to an 8-4 finish.

BUT 5-0 HASN'T ALWAYS MEANT GOOD LUCK

In CU history, there has been something about a 5-0 start that has been a minor jinx; while on 13 occasions the Buffs improved to 6-0, this is the 10th time where victory escaped CU in game six, if not beyond:

Season	Start	Rough Patch	Close	Record	Season	Start	Rough Patch	Close	Record
1954	5-0-0	0-2-1	2-0-0	7-2-1	1978	5-0-0	0-2-0	1-3-0	6-5-0
1958	5-0-0	0-2-0	1-2-0	6-4-0	1992	5-0-0	0-0-1	4-2-0	9-2-1
1967	5-0-0	0-2-0	4-0-0	9-2-0	1995	5-0-0	1-2-0	4-0-0	10-2
1971	5-0-0	1-2-0	4-0-0	10-2-0	1998	5-0	1-3	2-1	8-4
1977	5-0-0	0-2-1	2-1-0	7-3-1	2018	5-0	0-6	?	?

This was the second straight year CU opened with four of its first five games in the state of Colorado; it's fairly common for the Buffs, as this is the 18th time CU left the state just once in the first five games dating back to the 1978 season.



SHENAULT WAS MAKING WAVES & HISTORY

Prior to being injured in the sixth game of the season at Southern California (in the third quarter), sophomore **WR Laviska Shenault** had one amazing start to the 2018 season. He opened by recording the second-most receiving yards in back-to-back games (388) and tying for both the second (25) and fifth-most receptions (21) in two consecutive games in CU history. Through the season's eighth week games, he led the nation in both categories each week and was averaging **10.0** catches and **130.0** yards per game; he will qualify once again for the national rankings if he plays at Cal (has to appear in 75 percent of CU's games). After suffering a toe injury against the Trojans, he has since missed the Washington, Oregon State and Arizona games but still remains listed as day-to-day on the school's injury report. On Sept. 25, he was added to the official **Biletnikoff Award** watch list by the award's committee, and also advanced to the final 15 for the Maxwell Award. A look at his CU accomplishments to open the season:

MOST RECEIVING YARDS, BACK-TO-BACK GAMES

417	Paul Richardson	Sept. 1, 2013 (208 vs. Colorado State) Sept. 7, 2013 (209 vs. Central Arkansas)
388	Laviska Shenault	Aug. 31, 2018 (211 vs. Colorado State) Sept. 8, 2018 (177 at Nebraska)
376	Rae Carruth	Nov. 2, 1996 (222 at Missouri) Nov. 9, 1996 (154 vs. Iowa State)
351	Nelson Spruce	Sept. 20, 2014 (172 vs. Hawai'i) Sept. 27, 2014 (179 at California)
350	Charles E. Johnson	Oct. 8, 1992 (168 at Missouri) Oct. 17, 1992 (182 vs. Oklahoma)

MOST RECEPTIONS, BACK-TO-BACK GAMES

32	Nelson Spruce	Sept. 20, 2014 (12 vs. Hawai'i) Sept. 27, 2014 (19 at California)
25	Nelson Spruce	Sept. 27, 2014 (19 at California) Oct. 4, 2014 (6 vs. Oregon State)
25	Laviska Shenault	Sept. 28, 2018 (12 vs. UCLA) Oct. 6, 2018 (13 vs. Arizona State)
22	Nelson Spruce	Nov. 1, 2014 (13 vs. Washington) Nov. 8, 2014 (9 at Arizona)
21	Laviska Shenault	Aug. 31, 2018 (11 vs. Colorado State) Sept. 8, 2018 (10 at Nebraska)

THE SHENAULT ASSAULT ON CU CAREER & SEASON RECEIVING

Shenault to date has made an incredible climb on CU's all-time receiving list in both receptions and yards. A look on how rapidly he has moved up both lists:

Stat	Pre-2018	CSU	NEB	UNH	UCLA	ASU	USC	WASH	OSU	UA	WSU	UTAH	CAL
Career Receptions	7	18	28	33	45	58	67	67	67	67	77	86	
<i>Rank</i>	<i>NR</i>	<i>130th</i>	<i>95th</i>	<i>85th</i>	<i>61st</i>	<i>44th</i>	<i>37th</i>	<i>37th</i>	<i>37th</i>	<i>37th</i>	<i>34th</i>	<i>26th</i>	
Career Yards	168	379	556	623	749	876	948	948	948	948	1050	1114	
<i>Rank</i>	<i>NR</i>	<i>110th</i>	<i>67th</i>	<i>58th</i>	<i>42nd</i>	<i>37th</i>	<i>34th</i>	<i>34th</i>	<i>34th</i>	<i>34th</i>	<i>29th</i>	<i>23rd</i>	

Season Receptions

106	Nelson Spruce	2014	1,060	Michael Westbrook	1992
89	Nelson Spruce	2015	1,053	Nelson Spruce	2015
83	Paul Richardson	2013	1,013	D.J. Hackett	2003
79	Laviska Shenault	2018	1,008	Rae Carruth	1995
78	D.J. Hackett	2003	946	(10) Laviska Shenault	2018
76	Michael Westbrook	1992	893	Scotty McKnight	2009
76	Scotty McKnight	2009	883	Derek McCoy	2003
66	Devin Ross	2016			
63	Derek McCoy	2003			

Season Receiving Yards

1,343	Paul Richardson	2013
1,198	Nelson Spruce	2014
1,149	Charles E. Johnson	1992
1,116	Rae Carruth	1996
1,082	Charles E. Johnson	1993

Season 100-Yard Games

6	Charles E. Johnson	1992
6	Charles E. Johnson	1993
6	Paul Richardson	2013
5	Michael Westbrook	1992
5	Nelson Spruce	2014
5	Rae Carruth	1995
5	Rae Carruth	1996
5	(14) Laviska Shenault	2018

Six-Game Bests At Season Onset

Player	Season	No.	Yds.	Avg.	TD	100-Yard Games
Laviska Shenault	2018	60	780	13.0	6	4
Paul Richardson	2013	43	772	18.0	6	4
Nelson Spruce	2014	62	732	11.8	10	4
Michael Westbrook	1992	45	719	16.0	6	5
Charles E. Johnson	1993	35	657	18.8	6	4

Season Touchdowns/Rushing & Receiving (min. 3)

Laviska Shenault	2018	11	5 rushing, 6 receiving
Mike Pritchard	1990	11	5 rushing, 6 receiving
Richard Johnson	1982	10	6 rushing, 4 receiving
Herchell Troutman	1995	8	5 rushing, 3 receiving
Cliff Branch	1971	7	4 rushing, 3 receiving
Frank Bernardi	1954	7	4 rushing, 3 receiving

THE LAVISKA LOG

	RECEIVING										RUSHING										HOW PLAYS ENDED									
Opponent	No.	Yds.	Avg.	Long	TD	FD	YAC	AC	DM	BT	Att.	Yds.	Avg.	Long	TD	FD	AC	DM	BT	NT	OB	1Tkl	2Tkl	Gang	TD					
Colorado State	11	211	19.2	89t	1	6	209	124	4	6	1	5	5.0	5	0	1	6	0	2	1	0	3	3	4	1					
at Nebraska	10	177	17.7	40t	1	6	71	39	2	3	2	5	2.5	3	1	1	4	0	0	1	0	2	4	3	2					
NEW HAMPSHIRE	5	67	13.4	28t	1	3	24	11	0	2	0	0	0.0	0	0	0	0	0	0	0	2	1	1	0	1					
UCLA	12	126	10.5	57t	1	6	75	10	0	0	5	18	3.6	8	1	1	11	1	0	2	3	2	5	3	2					
ARIZONA STATE	13	127	9.8	30t	2	6	85	51	3	5	5	13	2.6	7	2	2	16	1	3	1	1	2	2	8	4					
at Southern California	9	72	8.0	24	0	4	57	40	3	6	2	46	23.5	49t	1	1	4	1	1	1	0	4	4	2	1					
WASHINGTON STATE	10	102	10.2	18	0	5	37	29	6	2	1	18	18.0	18	0	1	23	3	1	0	0	5	1	4	0					
UTAH	9	64	7.1	19	0	3	39	24	3	4	1	0	0.0	0	0	0	0	0	0	1	1	4	3	0	0					
TOTALS	79	946	12.0	89t	6	39	597	328	21	26	17	105	6.2	49t	5	7	64	6	7	7	7	23	23	24	11					

(Key: **FD**—first downs; **YAC**—yards after catch; **AC**—yards after contact; **DM**—defenders made miss; **BT**—broken tackles; **NT**—no tackle; **OB**—run out of bounds; **#Tkl**—tacklers)

- ▶ He missed three full games after being injured in the third quarter at Southern California.
- ▶ He was named a **Midseason All-American** (first-team) by the *Associated Press*, *The Athletic*, *CBSSports.com*, *ESPN.com*, *ProFootballFocus.com* and *Rivals.com*.
- ▶ His longest reception in each of CU's first five games went for a touchdown.
- ▶ He scored a touchdown in the first six games of the year before he was injured, at one time threatening the school record of **10** by **TB J.J. Flannigan**.
- ▶ His **11** touchdowns this fall have added to **302** yards, or **27.5** yards per (his six TD receptions have gone for a combined **247** yards, or **41.2** per).
- ▶ His **5** games with 10 or more receptions is a CU season record (old: 4, Nelson Spruce, 2014); he's tied for the second-most in a career (Spruce 7, Paul Richardson 5).
- ▶ In 2017 as a freshman, he became the 15th known Buffalo at the time to score a touchdown on his first collegiate touch (excluding defensive players), but statistically, *it wasn't an official touch*. Against Texas State, he scooped up an Isaiah Oliver fumble after the latter had returned a punt four yards; Shenault then ran **55** yards for a TD to open the scoring in what would be a 37-3 Colorado win. However, the NCAA does not score it as a fumble return but views it as an extension of a punt return, thus he was credited with no return for 55 yards, much like a lateral is scored (*full list of first touch scores on page 12*).



SHENAULT CRACKS PRESTIGIOUS GROUP

When he scored four touchdowns in CU's 28-21 win over Arizona State, **WR Laviska Shenault** joined a very exclusive group in CU history. He became the 15th different player to score four (or more) touchdowns in a single game. Only **TB Rashaan Salaam** did it twice (in his Heisman Trophy year in 1994). While Shenault was the first to score four with two rushing and two receiving, the standard still might be what HB Byron White did against Utah on a snow-covered field in a 31-7 win in Boulder in 1936: White scored on punt returns of 38 and 43 yards in the first quarter, scored on a 38-yard run in the second, and returned the second half kickoff 90 yards for a score (he also threw a TD pass for 50 yards and kicked one extra point). The 16 times Buffaloes crossed into the end zone for four-plus touchdowns:

FOUR-PLUS TOUCHDOWN GAMES IN CU HISTORY (16)

Date	Player	Opponent	TDs (Rush, Receive)	Date	Player	Opponent	TDs (Rush, Receive)
Nov. 23, 2001	Chris Brown	NEBRASKA	6 (6, 0)	Sept. 30, 1978	James Mayberry	NORTHWESTERN	4 (4, 0)
Nov. 26, 1925	Max Chamberlain	at Denver	4 (4, 0)	Nov. 18, 1989	J.J. Flannigan	at Kansas State	4 (4, 0)
Oct. 28, 1928	Bill Smith	COLORADO MINES	4 (4, 0)	Nov. 3, 1990	Eric Bieniemy	at Nebraska	4 (4, 0)
Oct. 19, 1935	Kayo Lam	COLORADO MINES	4 (4, 0)	Sept. 17, 1994	Rashaan Salaam	WISCONSIN	4 (4, 0)
Nov. 7, 1936	Byron White	UTAH	4* (1, 0)	Oct. 15, 1994	Rashaan Salaam	OKLAHOMA	4 (4, 0)
Oct. 9, 1954	John Bayuk	at Arizona	4 (4, 0)	Nov. 5, 2005	Lawrence Vickers	MISSOURI	4 (4, 0)
Oct. 11, 1958	Howard Cook	at Arizona	4 (4, 0)	Oct. 19, 2013	Michael Adkins	CHARLESTON SOUTHERN	4 (4, 0)
Sept. 20, 1969	Bobby Anderson	TULSA	4 (4, 0)	Oct. 6, 2018	Laviska Shenault	ARIZONA STATE	4 (2, 2)

*—includes three kick return touchdowns (two punt, one kickoff).

TOUCHDOWNS THROUGH SIX GAMES (prior to his injury): 16, Rashaan Salaam (1994); 13, Bobby Anderson (1969); **11, Laviska Shenault (2018)**; 10, Chris Brown (2002); 10, Nelson Spruce (2014).

AFTER INTERMISSION

The classic tale of two halves. Colorado opened the year out guns a blazing after halftime, as in the first six games of the year, the Buffaloes owned second half edges of **101-41** in scoring and **1,484-887** in yardage. But beginning with Washington in the seventh game of the year, over the last five games CU has been outscored in the second half, **114-20** (including Oregon State's touchdown in overtime) and outgained **1,211-809**. While CU has still outpointed the opponent overall in the third quarter, **82-81**, the enemy owns a **74-39** edge in the fourth/OT, including **68-3** since Washington was the first team to score a fourth quarter TD against the Buffs. CU's three longest plays of the year resulted in early second half TDS—an 89-yard pass from **Steven Montez** to **Laviska Shenault** against Colorado State, and 75-yard runs by **Travon McMillian** versus New Hampshire and Oregon State (each taking 0:12). In the fourth quarter combined against Arizona State and USC, Colorado owned edges of **13-3** (scoring), **16-3** (first downs), **55-19** (plays), **198-25** (total offense) and **22:36-7:24** in possession time.



PUNT RETURNS ARE BACK

Sophomore **CB/KR Ronnie Blackmon** has been close all season to breaking a long return, and he finally busted through at Arizona. His 59-yard punt return in the first quarter to the UA 14-yard line was the second-longest by a Buffalo in the last 13 seasons; **CB Isaiah Oliver** returned one 68 yards for a TD against UCLA in Boulder in 2016. It was the longest away from Boulder by a Buff since **WR Jeremy Bloom** returned one 80 yards for a TD against Oklahoma in the 2002 Big 12 Championship Game, and the longest in a true road game since **WR Roman Hollowell** returned one 66 yards for a touchdown at Kansas in 2001; in fact, it was the 10th longest punt return by a Buffalo in a road game in the school's history.

► He now has 267 punt return yards this year, the most since Josh Smith had 292 in 2008; only three Buffs have had 300 or more the last 25 seasons (Roman Hollowell, 522 in 2001; Jeremy Bloom 336 in 2002; and Chase McBride 316 in 2007).

BUFFS SECOND IN NATION IN TARGETING WIDE RECEIVERS

The folks at N.C. State sports info are tracking an interesting stat; CU is second in the nation in percentage of its pass completions to wide receivers. Of the Buffs' **255** pass completions to date, **232** have gone to wide receivers: **91.0** percent. That trails only Hawaii (93.8, 257 of 274), with N.C. State (90.2; 240 of 266) Minnesota (155 of 174, 89.1) and Mississippi (86.0; 182 of 215) rounding out the top five; no other Pac-12 Conference team is over 75 percent.

ELEVEN HAVE DASHED 100 ... OR FURTHER

Last October 28, then-junior **DB Nick Fisher** joined a very exclusive club when he returned an interception 100 yards in the fourth quarter to close out CU's 44-28 win over California. It was the 11th 100-yard play in CU history, the fourth interception return of that length. However, the NCAA seals returns at a 100-yard maximum; if it allowed returns to be scored like the NFL, counting end zone yardage, Fisher would have been credited with a 109-yard return (CU's head statistician is also the Broncos'). It was the first 100-yard interception return since 1996, when **FS Steve Rosga** pulled it off against Oklahoma State (his would have been 105 yards). **ILB Marcus Burton** came close in 2005, when he picked one off at the half yard line and raced 99 yards for a score — at Oklahoma State.

COLORADO / 100-YARD PLAYS

KICKOFF RETURNS

Yards	Player, Opponent, Site, Date (*—opening kickoff of game)
100	Byron White vs. Denver at Denver, Nov. 26, 1936 (TD).
100	*Cliff Branch vs. Kansas in Boulder, Nov. 7, 1970 (TD).
100	*Billy Waddy vs. Kansas State in Boulder, Nov. 22, 1975 (TD).
100	Howard Ballage vs. Nebraska in Boulder, Oct. 21, 1978 (TD).
100	Walter Stanley vs. Oklahoma in Boulder, Oct. 4, 1980 (TD).
100	*Ben Kelly vs. Missouri in Boulder, Oct. 9, 1999 (TD).
100	Marques Mosley vs. Utah in Boulder, Nov. 23, 2012 (TD).

INTERCEPTION RETURNS

Yards	Player, Opponent, Site, Date
100	Dick Kearns vs. Denver at Denver, Nov. 24, 1938 (TD).
100	Johnny Zeigler vs. Colorado Mines in Boulder, Sept. 26, 1942 (TD).
100	Steve Rosga vs. Oklahoma State in Boulder, Oct. 12, 1996 (TD).
100	Nick Fisher vs. California in Boulder, Oct. 28, 2017 (TD).

**SEASON HONORS TO DATE****BUFFALOES ON NATIONAL AWARD LISTS***(Watch Lists/Official Nominations)*

AHA/Bear Bryant Award (coach of the year): **Mike MacIntyre** (one of 20 on midseason watch list)
Bobby Dodd Trophy (coach of the year): **Mike MacIntyre** (one of 17 on midseason watch list)
Biletnikoff Award (nation's top receiver): **WR Laviska Shenault** (one of 76 players on official watch list)
Burlsworth Trophy (nation's top one-time walk-on performer): **TB Kyle Evans** (one of 69 official nominations)
Disney Spirit Award (most inspirational college player/coach/team): **WR Laviska Shenault** (Colorado's nomination)
Manning Award (top quarterback, including bowl game performance): **QB Steven Montez** (one of 45 players on official midseason watch list)
Maxwell Award (national player of the year): **WR Laviska Shenault** (one of 20 semifinalists); **QB Steven Montez** (one of 94 players on official watch list)
Earl Campbell Tyler Rose Award (most outstanding offensive player with ties to state of Texas): **QB Steven Montez** (one of 47 players on official watch list)
Lou Groza Award (top placekicker): **PK James Stefanou** (one of 30 players on official watch list)
Ray Guy Award (top punter): **P Alex Kinney** (one of 27 players on official watch list)
Ted Hendricks Award (top defensive end): **DE Chris Mulumba** (one of 43 on official watch list)
Lott IMPACT Trophy (defensive player character and performance): **ILB Nate Landman** (one of 20 quarterfinalists)
Johnny Unitas Golden Arm Award (top college quarterback): **QB Steven Montez** (one of 15 players advancing to third stage)
Walter Camp Award (national player of the year): **QB Steven Montez** (one of 50 players on official watch list)
Wuerffel Award (community service): **S Nick Fisher** (one of 103 official nominations for the award)

MIDSEASON ALL-AMERICAN

ILB NATE LANDMAN (first-team: ProFootballFocus.com)
WR LAVISKA SHENAULT (first-team: Associated Press, the Athletic, CBSSports.com, ESPN.com, ProFootballFocus.com, Rivals.com)

ARROW CU ATHLETES-OF-THE-WEEK

QB STEVEN MONTEZ (Aug. 27-Sept. 2; vs. Colorado State: 25-22-1, 338, 4 TD passing, 246.8 rating; 3-34, 1 TD rushing; 12 FDE)
WR LAVISKA SHENAULT (Sept. 3-9; vs. Nebraska: 10-177, 1 TD (40-yard game winner) receiving; 2-5 rushing, 1 TD/2 FDE (both 4th down carries), 8 FDE)
TB TRAVON McMILLIAN (Sept. 10-16; vs. New Hampshire: 15-162, 2 TD rushing (75 long); 6 FDE)
WR LAVISKA SHENAULT (Oct. 1-7; vs. Arizona State: 13-127, 2 TD receiving; 5-18, 2 TD rushing; 8 FDE, 5 on 3rd/4th downs)

PAC-12 PLAYER OF THE WEEK *(three selected weekly)*

ILB NATE LANDMAN (Aug. 30, Defensive vs. Colorado State: 4,10—14 TT; 1 TFL, 1 3DS, 1 TZ, PBU, INT)
WR LAVISKA SHENAULT (Sept. 8, Offensive vs. Nebraska: 10-177, 1 TD (40-yard game winner) receiving; 2-5 rushing, 1 TD/2 FDE (both 4th down carries), 8 FDE)
WR LAVISKA SHENAULT (Oct. 6, Offensive vs. Arizona State: 13-127, 2 TD receiving; 5-18, 2 TD rushing; 8 FDE, 5 on 3rd/4th downs)

MAXWELL AWARD / NATIONAL PLAYER OF THE WEEK

QB STEVEN MONTEZ (Sept. 8 vs. Nebraska: 50-33-0, 351, 3 TD passing, 144.8 rating; 11-(-7) rushing (4-36 true rushing); 18 FDE)

FWAA / BRONKO NAGURSKI DEFENSIVE PLAYER OF THE WEEK

ILB NATE LANDMAN (Sept. 8 vs. Nebraska: 7,7—14 TT; 2 TFL, 2 4DS/1 3DS, 2 TZ, FF, PBU, INT)

NFF / COLORADO CHAPTER STATE OF COLORADO PLAYER OF THE WEEK

ILB NATE LANDMAN (Sept. 8 vs. Nebraska: 7,7—14 TT; 2 TFL, 2 4DS/1 3DS, 2 TZ, FF, PBU, INT)
WR LAVISKA SHENAULT (Oct. 6 vs. Arizona State: 13-127, 2 TD receiving; 5-18, 2 TD rushing; 8 FDE, 5 on 3rd/4th downs)

SUGAR BOWL / MANNING AWARD EIGHT STARS OF THE WEEK *(*—denotes selection as Manning Award Quarterback of the Week)*

QB STEVEN MONTEZ (Aug. 31, vs. Colorado State: 25-22-1, 338, 4 TD passing, 246.8 rating; 3-34, 1 TD rushing; 12 FDE)

DAVEY O'BRIEN AWARD / GREAT EIGHT STARS OF THE WEEK *(*—denotes overall winner)*

QB STEVEN MONTEZ (Sept. 8 vs. Nebraska: 50-33-0, 351, 3 TD passing, 144.8 rating; 11-(-7) rushing (4-36 true rushing); 18 FDE)
QB STEVEN MONTEZ (Oct. 6 vs. Arizona State: 33-24-0, 328, 2 TD passing, 176.2 rating; 3-17 rushing, 1 TD; 14 FDE)

EARL CAMPBELL ROSE TYLER ROSE AWARD

WR LAVISKA SHENAULT (National POW: Sept. 8 vs. Nebraska: 10-177, 1 TD (40-yard game winner) receiving; 2-5 rushing, 1 TD/2 FDE (both 4th down carries), 8 FDE)
QB STEVEN MONTEZ (honorable mention: Aug. 31, vs. Colorado State; Sept. 8 vs. Nebraska; Sept. 28 vs. UCLA)
WR LAVISKA SHENAULT (honorable mention: Aug. 31 vs. Colorado State; Sept. 28 vs. UCLA; Oct. 6 vs. Arizona State)

COLLEGESPORTSMADNESS.COM PAC-12 PLAYER OF THE WEEK

ILB NATE LANDMAN (Aug. 30, Defensive vs. Colorado State: 4,10—14 TT; 1 TFL, 1 3DS, 1 TZ, PBU, INT)
QB STEVEN MONTEZ (Sept. 8, Offensive vs. Nebraska: 50-33-0, 351, 3 TD passing, 144.8 rating; 11-(-7) rushing (4-36 true rushing); 18 FDE)
WR LAVISKA SHENAULT (Oct. 6, Offensive vs. Arizona State: 13-127, 2 TD receiving; 5-18, 2 TD rushing; 8 FDE, 5 on 3rd/4th downs)

LINDY'S SPORTS / U.S. FARM RAISED CATFISH CATCH OF THE WEEK

WR LAVISKA SHENAULT (Sept. 8 vs. Nebraska: 10-177, 1 TD overall; 40-yard game winning TD catch with 1:06 remaining)

COLORADO TEAM AWARDS

Buffalo Heart Award (selected by the fans): **ILB Rick Gamboa**



STATISTICALLY SPEAKING

Here's where the Buffs rank statistically in select categories in the Pac-12 and the NCAA through games of November 17:

TEAM											
Pac12	NCAA	Category	Stat	Pac12	NCAA	Category	Stat	Pac12	NCAA	Category	Stat
9th	94th	RUSHING OFFENSE	142.5	6th	50th	RUSHING DEFENSE	150.2	6th	60th	PUNT RETURNS	9.2
4th	41st	PASSING OFFENSE	256.8	8th	91st	PASSING DEFENSE	245.5	7th	80th	KICKOFF RETURNS	19.9
8th	71st	TOTAL OFFENSE	399.4	7th	63rd	TOTAL DEFENSE	395.6	8th	58th	NET PUNTING	38.8
12th	110th	3rd DOWN EFFICIENCY	34.8	5th	73rd	3rd DOWN EFF DEFENSE	39.4	6th	62nd	TURNOVER MARGIN	+0.09
8th	77th	SCORING OFFENSE	27.6	7th	64th	SCORING DEFENSE	26.7	7th	74th	TIME OF POSSESSION	29:41
INDIVIDUAL (Top 25 in conference or top CU leader; players must meet NCAA minimum of 75% of team's games; *—if had enough attempts to qualify)											
Rushing				Receptions				Punt Returns			
Pac-12	NCAA	Yds/Gm		Pac-12	NCAA	No./Gm		Pac-12	NCAA	Avg.	
Travon McMillian	7th	43rd	86.5	K.D. Nixon	10th	66th	5.0	Ronnie Blackmon	2nd	23rd	9.9
Passing Yards				Receiving Yards				Kickoff Returns			
Pac-12	NCAA	Yards		Pac-12	NCAA	Yards		Pac-12	NCAA	Avg.	
Steven Montez	3rd	23rd	2,679	Laviska Shenault	2nd	24th	946	None			
Passing Efficiency				Receiving Yards (Avg.)				Quarterback Sacks			
Pac-12	NCAA	Rating		Pac-12	NCAA	Yds/Gm		Pac-12	NCAA	Avg./Gm	
Steven Montez	8th	49th	139.7	K.D. Nixon	12th	103rd	58.8	Mustafa Johnson	2nd	56th	0.59
Completion Pct.				Scoring				Interceptions			
Pac-12	NCAA	Rating		Pac-12	NCAA	Pts/Gm		Pac-12	NCAA	Avg./Gm	
Steven Montez	3rd	18th	66.1	None				Nate Landman	15th	146th	0.18
Total Offense				Field Goal Pct.				Passes Defended			
Pac-12	NCAA	Yds/Gm		Pac-12	NCAA	Pct.		Pac-12	NCAA	Avg./Gm	
Steven Montez	5th	37th	260.4	None				None			
Travon McMillian	20th	158th	86.5	Field Goals				Tackles			
All-Purpose				Pac-12	NCAA	FG/Gm					
Pac-12	NCAA	Yds/Gm		Pac-12	NCAA	Avg.					
Travon McMillian	12th	98th	98.1	None							
				Punting							
Pac-12	NCAA			Pac-12	NCAA						
				Davis Price	9th	93rd	38.4				

CU uses coaches' video; numbers do not match.

COLORADO IN THE POLLS – 2018 WEEK-BY-WEEK

A look at where Colorado has placed weekly in each of the three major polls in 2018 (the College Football Playoff committee first released its weekly rankings on Tuesday, Oct. 30; RV—denotes received votes; number is place outside top 25):

Poll	PS	9/04	9/09	9/16	9/23	9/30	10/07	10/14	10/21	10/28	11/04	11/11	11/18	11/25	12/02	Final
Associated Press	---	---	RV (31)	RV (29)	RV (26)	21	19	RV (30)	---	---	---	---	---	---	---	
USA Today Coaches	---	---	RV (34)	RV (29)	RV (29)	22	18	25	RV (35)	---	---	---	---	---	---	
FWAA-NFF Super 16	---	---	RV (28)	---	---	RV (21)	RV (19)	RV (24)	RV (25)	---	---	---	---	---	---	
CFP Committee Poll	N/A	---	---	---	---	---	---	---	---	---	---	---	---	---	---	

IN THE POLLS / SOME HISTORY

Colorado re-entered the national polls on Sunday, Sept. 30 (the same point of the season it did in 2016, at that time for the first time since 2005), and almost the same identical positions: the Buffaloes came in at No. 21 in the *Associated Press* poll (same) and No. 23 in the *USA Today Coaches* ballot (No. 22 this time around). In 2016, it lasted just that one week before the Buffs fell out after a loss at USC; however, CU reappeared three weeks later and for the remainder of 2016. And now this year, CU was ranked two weeks before falling out of the AP rankings after a loss at ... USC (the Buffs did remain No. 25 in the coaches poll). Colorado owns the ninth longest streak of all-time, as from the 1989 preseason poll through the fifth week of 1997, CU had a run of **143** consecutive weeks in the AP poll. CU has now been ranked **304** times in its history, the 26th most all-time (Georgia Tech is 25th with 307), and has finished in the top four on four occasions, tied for 22nd most (the College Football Playoff includes the top four teams; only USC, with 12, has more than CU from the Pac-12).

45 WINS OVER AP RANKED TEAMS 20TH BEST SINCE '89

CU's **45** wins over *Associated Press* ranked teams dating back to the 1989 season (when the AP expanded to a top 25) are the 20th most in the nation in this time frame (29 seasons). Through Nov. 17, Alabama has the most (91), followed by Ohio State (86), Florida State (83), Florida (78), LSU (74), Michigan (71), Southern Cal (69), Oklahoma (68), Georgia (60), Miami, Fla. (60), Tennessee (60), Auburn (58), Texas (58), Notre Dame (57), Oregon (55), Clemson (53), Penn State (52), UCLA (51), Washington (50), Michigan State (47), Nebraska (47) and **Colorado (45)**. All-time, Colorado's **68** wins over ranked teams are tied for the 23rd most in history. **Since 1989, CU has played the sixth most ranked teams in the nation (135, with a record of 45-88-2),** trailing only Florida (151; 78-72-1), LSU (149; 74-75), Alabama 149 (91-57-1), Ohio State 139 (86-50-3) and Michigan 138 (71-67-2); the third team in wins, Florida State, has played 135: 83-52.

- CU is **2-31** against ranked teams since a 34-30 win versus No. 17 Kansas in Boulder on Oct. 17, 2009 (the wins over #20 WSU and #21 Utah in 2016).
- CU's last win over a top 5 or 10 team was on Sept. 29, 2007: a 27-24 win over No. 3 Oklahoma in Boulder.
- **Note:** In 2016, ASU was ranked #24 in the *USA Today/Coaches* poll when CU defeated it, 40-16; but all historical records are solely against those teams ranked by the AP.
- The Buffs have still lost **29** straight road games against ranked opponents, with the last win a 31-17 over UCLA at the Rose Bowl in 2002.

CENTENNIAL STATE STREAK

With the 45-13 win over Colorado State in Denver and the 45-14 win over New Hampshire, the Buffaloes have won **11** straight non-conference games in the state (seven in Boulder, four in Denver); CU has also won **12** of its last **18** games at Folsom Field. The Buffaloes opened 2017 by playing their first four games of the season within the state, three of them at Folsom. CU did not leave the state until week five, when the Buffs traveled to UCLA on Sept. 30 (a 27-23 loss). The last time Colorado had played its first four games to start a year within the Centennial State was in 2001, and previous to that in 1998 and 1978; both times opening with 4-0 records. The 2001 team, like the '17 edition, won three of the four. Looking ahead, in 2019 and 2021 there is the potential for the same: CU will open up both those seasons with three non-conference games within the state, so if the Pac-12 gives the Buffs a home conference opener in week four, the same could occur.



BUFFS ADD THREE NEW COACHES TO STAFF, TWO DEPART

Following the 2017 season, head coach **Mike MacIntyre** made changes to his coaching staff, as two longtime assistants left the program with three new ones coming on board, including filling the position of a 10th assistant allowed by the NCAA for the first time beginning January 9. Co-offensive coordinator and quarterbacks coach **Brian Lindgren** returned to his native Northwest, accepting similar positions on December 5 at Oregon State under its new head coach, Jonathan Smith. Defensive line coach **Jim Jeffcoat** was not retained after five years on the CU staff (and the previous three with MacIntyre at San Jose State). **Darrin Chiaverini**, co-offensive coordinator, will now call the plays, with offensive line coach **Klayton Adams** assuming co-coordinator duties on the offense, while **Kurt Roper** was hired to coach the quarterbacks on January 3. Defensively, **ShaDon Brown** was promoted to passing game coordinator with the additions of **Ashley Ambrose** as cornerbacks coach (January 18) and **Kwahn Drake** as line coach (January 25).

ANNUAL REWARD FOR DESERVING WALK-ONS

After the August 17 morning practice, coach MacIntyre had the team huddle together on the Folsom Field floor and pointed to the BuffVision board where it was announced that three walk-ons were being placed on scholarships. The recipients were senior **S Daniel Talley**, junior **PK Davis Price** and redshirt freshman **TE Brady Russell** (who is the nephew of CU's 1996 Butkus Award-winning All-American, Matt Russell). All three prepped at Colorado high schools,

FOLSOM 500

When the Buffaloes hosted Utah in the regular season home finale on Nov. 17, it was game number **500** for the Buffaloes at Folsom Field (*regular season of course, spring not included*). The stadium was constructed at a then-cost (obviously) of \$75,000 and opened one game into the 1924 season as "Colorado Stadium." When Fred Folsom, then CU's all-time winningest coach passed away in 1944, it was renamed in his honor. The stadium is in its 95th season, one of the oldest venues in college sports. That number stands tied for **20th** in the NCAA among 129 FBS schools (includes the number of games only that school has played in that stadium, not bowl games unless they appeared in that bowl). The list through November 17:

School	Stadium	Year Opened	Games	Record	Pct.	School	Stadium	Year Opened	Games	Record	Pct.
Georgia Tech	Bobby Dodd Stadium	1913	694	474-199-21	.698	Kansas	Kivisto Field/Memorial Stadium	1921	516	248-252-16	.497
USC	Los Angeles Memorial Coliseum	1923	616*	451-138-27	.756	Oklahoma State	Boone Pickens Stadium	1920	513	310-184-19	.622
Tennessee	Neyland Stadium	1921	615	467-131-17	.775	Tulsa	Skelly Field/H.A. Chapman Stadium	1930	509	335-160-14	.673
California	California Memorial Stadium	1923	594	338-240-16	.584	North Carolina	Kenan Memorial Stadium	1927	505	300-189-16	.611
LSU	Tiger Stadium	1924	594	425-151-18	.731	Texas	DKR-Texas Memorial Stadium	1924	500	376-114-10	.761
Washington	Husky Stadium	1920	587	389-177-21	.678	Colorado	Folsom Field	1924	500	315-175-10	.640
Cincinnati	Nippert Stadium	1915	587^	352-219-16	.611	Missouri	Faurot Field/Memorial Stadium	1927	498	291-187-20	.605
Wisconsin	Camp Randall Stadium	1917	579	360-195-23	.642	Oklahoma	Gaylord Family/Memorial Stadium	1923	498	397- 86-15	.811
Michigan	Michigan Stadium	1927	575	431-129-15	.761	Iowa	Kinnick Stadium	1929	489	288-186-15	.604
Ohio State	Ohio Stadium	1922	574	442-112-20	.787	Texas A&M	Kyle Field	1927	481	314-155-12	.663
Nebraska	Memorial Stadium	1923	564	419-132-13	.754	Virginia	Scott Stadium	1931	471	266-193-12	.573
Michigan State	Spartan Stadium	1923	537	367-157-13	.698	Notre Dame	Notre Dame Stadium	1930	469	350-114- 5	.748
Arizona	Arizona Stadium	1929	534	325-197-12	.619	Georgia	Sanford Stadium	1929	466	351-106- 9	.762
Illinois	Memorial Stadium	1923	526	273-239-14	.533						
Northwestern	Ryan Field/Dyche Stadium	1926	522	244-267-11	.478						

(^—home games played at Riverfront and Paul Brown stadiums not included; *—includes six wins vacated by the NCAA, but for this survey, those games were obviously played.)

CU has become the fifth Pac-12 team to play 500 games in its current stadium, joining USC, Cal, Washington and Arizona (only the Big 10 has more with seven).

Fan Note: The late **F.M. "Dutch" Westerberg** saw every home game at Folsom between its opener on Oct. 11, 1924 until he died in 1999 – **383** total.

700 CLUB

With the 44-28 win over California in 2017, Colorado became the 25th school to reach the 700-win mark; the Buffs have an all-time record of **705-505-36** (.580 winning percentage). In addition to being 25th on the all-time win list, CU is 36th in winning percentage (29th for schools with 1,000 or more games played in the FBS). The top 30 in all-time wins through November 17:

Team	Years	Games	Won	Lost	Tied	Pct.	Team	Years	Games	Won	Lost	Tied	Pct.	Team	Years	Games	Won	Lost	Tied	Pct.
1 Michigan	139	1,329	953	340	36	.731	11 Georgia	125	1,293	818	421	54	.653	21 Florida	112	1,180	721	418	40	.629
2 Ohio State	129	1,286	908	325	53	.726	12 LSU	125	1,257	796	414	47	.650	22 Syracuse	129	1,306	717	540	49	.568
3 Texas	126	1,308	906	369	33	.705	13 Auburn	126	1,253	766	440	47	.630	23 Arkansas	125	1,258	715	503	40	.585
4 Alabama	124	1,273	902	328	43	.723	14 West Virginia	126	1,290	750	495	45	.599	24 Navy	138	1,334	711	566	57	.555
5 Nebraska	129	1,323	896	387	40	.693	15 Virginia Tech	125	1,259	741	472	46	.608	25 COLORADO	129	1,248	705	507	36	.580
5 Notre Dame	130	1,261	896	323	42	.726	16 Clemson	123	1,244	740	459	45	.612	26 Wisconsin	130	1,251	704	494	53	.584
7 Oklahoma	124	1,271	894	324	53	.723	16 Texas A&M	124	1,268	739	481	48	.602	27 Michigan State	122	1,202	700	458	44	.601
8 Penn State	132	1,316	886	389	41	.689	18 Georgia Tech	126	1,278	735	500	43	.591	28 Minnesota	135	1,259	693	522	44	.568
9 USC	125	1,238	839	345	54	.700	19 Washington	129	1,230	732	448	50	.615	29 North Carolina	128	1,286	691	541	54	.559
10 Tennessee	122	1,280	838	389	53	.675	20 Pittsburgh	129	1,298	724	532	42	.573	30 Miami-Ohio	130	1,195	689	462	44	.595

CHIV'S "COACHED" A HATRICK

Darrin Chiaverini finished his second year as CU's co-offensive coordinator and wide receivers coach. During his 26 games to date, he's coached three players who have passed him on CU's all-time receiving yards list. **WR Shay Fields** passed him as a junior in 2016, while seniors **WR Devin Ross** and **WR Bryce Bobo** did so in 2017. And now a fourth, **WR Jay MacIntyre**, is lurking behind with 1,035:

Rk	Player (Seasons)	No.	Yards	Avg.	TD	Rk	Player (Seasons)	No.	Yards	Avg.	TD
2	Shay Fields (2014-17)	190	2,552	13.4	21	18	Darrin Chiaverini (1995-98)	97	1,199	12.4	6
11	Bryce Bobo (2014-17)	150	1,638	10.9	10	29	Jay MacIntyre (2015-18)	86	1,035	12.0	6
12	Devin Ross (2013-17)	140	1,626	11.7	9						



OPENING DEPTH CHART NOTES

The Buffs released their season-opening depth chart on August 25, and for the fourth time in Mike MacIntyre's six seasons in Boulder, CU has more underclassmen than upperclassmen. Of the 57 players likely to see immediate action from scrimmage, 27 are underclassmen (including 11 redshirt frosh).

► For the last two years, CU did not start a true freshman in any game over the course of the season; that had not happened since 2005.

SEASON OPENERS: UNDERCLASSMEN STARTERS

When including six sophomores to the above note, there were nine total starters that were underclassmen in the season opener against Colorado State. That's the third-highest total this millennium (and also since 1995). There were six first-time starters on defense, five of whom were either sophomores (four) or freshmen (two, one true). It was the fifth time in this span that three freshmen cracked the opening day starter list; the most was four in 2007 (when six underclassmen started in the opener).

Season	Fr.	So.	Total
2014	3	9	12
2009	3	8	11
2018	3	6	9
2003	1	7	8
2004	1	7	8
2008	1	7	8
2012	2	6	8

INTERNATIONAL FLAVOR

Colorado has international players from four countries (Australia, Cameroon, Finland and Germany), as well as from five time zones in the United States. A look at the schools with the most players from outside the US of A:

7 Temple (Cameroon, Cuba, Dominican Republic, Jamaica, Nigeria, Peru, Sweden)	4 Hawai'i (American Samoa, Australia, Canada, Japan)
5 Eastern Michigan (Canada, Denmark, Finland, Germany, Netherlands)	3 USC (American Samoa, Australia, Nigeria)
4 Cincinnati (Australia, Bahamas, Canada, Germany)	3 Maryland (Australia, Liberia, Nigeria)
4 Colorado (Australia, Cameroon, Finland, Germany)	3 Michigan (Canada, Germany, Liberia/Guinea)
	3 Massachusetts (Australia, Canada, Germany)

THAT REDSHIRT RULE

New Redshirt Rule: Incoming freshmen can now play in up to four games but not lose that year of eligibility; that also applies to junior college transfers and essentially to anyone in their first year at an institution from August 1, 2018 forward. In any year they play in four games or less, they get the year back (and the four can be anywhere during the season; they do not have to be the first four games). Also if a player redshirts as a true freshman and then suffers a season-ending injury within the first four games of another season, he's now eligible for a sixth-year without having to lose two years to injuries and go through the old petition process. A perfect example would be **Derek McCartney**, who redshirted as a true freshman in 2013, and was injured in game three of his fourth-year (2016); he would have been awarded a sixth-year of eligibility under this rule change.

If this new rule above had been permanently in place since freshmen were allowed to play, here are some notable Buffaloes that would have earned a full season back due to either playing in four games or less at some point in their career due to injury, and others who once played, were simply inserted at the end of games over the course of the season when the outcomes had already been decided (assuming the four-game maximum would have applied in 11-game seasons prior to 2006; *—denotes true freshman):

WR *Dave Logan, 1972	Debuted late in week two in a 56-14 win over Cincinnati, when he had his lone reception of the year. He was on the travel squad, but appeared just a couple of more times.
TB *James Mayberry, 1975	Appeared late in several games, had 16 rushing attempts and one reception.
DT George Smith, 1982	Injured in the fourth game of the year, he had 34 tackles, four for losses when he was lost for the year.
WB *Mike Pritchard, 1987	Appeared in six games and 17 rushes and threw seven passes.
QB *Darian Hagan, 1988	Appeared in five games (plus the Freedom Bowl), had 38 rushes and threw seven passes.
QB *Vance Joseph, 1990	Appeared in four games, had 13 rushes and threw seven passes (and was next in line to play in the '91 Orange Bowl).
QB *Kordell Stewart, 1991	Appeared in two games, had 18 rushes and threw two passes.
QB *Koy Detmer, 1992	Pressed into duty to rally CU over Minnesota in game three, started two others and appeared in seven overall; but he was also injured early in the fourth game in 1995, so either would have applied.
ILB Jashon Sykes, 2001	Injured in the fourth game of the year, he had already racked up 33 tackles and 3½ sacks
QB *Joel Klatt, 2002	Played three snaps late against Baylor in game seven, appeared in a handful of others after, including on the punt team.
OLB Derek McCartney, 2016	Had already utilized his redshirt year, so when lost for the season with a torn ACL in game three at Michigan, he lost that year.

And there were several players in 1984, when CU resurrected its junior varsity team for one year; several played in the three JV games and then saw some time afterward in some of the last six varsity games. These included **WR Lance Carl**, **ILB Don DeLuzio**, **TB Dion Dyson**, **TE/P Keith English**, **WR Drew Ferrando**, **QB Mark Hatcher**, **P Barry Helton**, **TB Sam Smith**, **CB David Tate** and **FB Anthony Weatherspoon**.

PAC-12 PILOT PROGRAM REDUCING LENGTH OF GAMES

In 2017, the Pac-12 Conference initiated a pilot program to reduce the length of game times by shortening halftime and assorted commercial breaks throughout the game. The CU-Northern Colorado game was one of those selected last year, but the game took 3:22 to play as it was a high-scoring, 41-21 affair. This year, CU will participate in two such games, already doing so against UCLA in Boulder (Sept. 28, it lasted 3:13) and this week California (Nov. 24). The halftimes are 15 minutes in length instead of 20 and will have a reduction in the number and length of commercials.



MONTEZ /QUICKLY

Sophomore **QB Steven Montez** is **12-14** as CU's starting quarterback (2-1 in 2016, 5-7 in 2017, 5-6 in 2018). Some Montezbits:

- ▶ Montez opened **5-1** as a starter was the best by a CU quarterback since **Mike Moschetti** opened **5-0** in 1998 (he went on to be 5-1, 6-1, 6-2, 6-3 and 7-3); Moschetti was the last to open 6-1 (along with **John Hessler** in 1995, who went on to be 8-1 in his first nine games as starter from 1995-97).
- ▶ He has started **26** games at quarterback: that's seventh all-time at CU, and is the fourth-most in the last 20 seasons.
- ▶ He has started **23** consecutive games at the position; that only trails **Gale Weidner** (31, 1959-61, including the '62 Orange Bowl) and **Kordell Stewart** (28, 1992-94, including three bowls); it ties **Bill Solomon** (22, 1978-79). **Joel Klatt** is fifth on that list with 19 in a row over the 2004-05 seasons.
- ▶ In two season openers against Colorado State (having all spring and fall camp to think about it), he has completed **43-of-54** passes for **540** yards (5 TD/3 INT) for a rating of 128.5. His **88.0** completion percentage in the 2018 opener (**22-of-25**) was a school record for 20- and 25-plus attempts and thus was by far a career-best, topping his previous best of 72.4 (21-of-29), which was set against the Rams in 2017. Combined versus CSU, he is **19-of-25** on first downs (for 195 yards), **14-of-18** for 121 yards on second down and **10-of-11** for 224 yards on third down.
- ▶ He is the fifth player in school history to throw for **6,000** career yards (**6,671**; the fourth to do it this millennium; three have thrown for 7,000-plus).
- ▶ He is also the fifth player in school history to accumulate **7,000** yards of total offense (**7,425**; only one has reached 8,000—Sefo Liufau, with 10,509).
- ▶ He has **13** career games of 300-plus yards total offense; tying the school record of 13 by QB Sefo Liufau (2013-16).
- ▶ He is tied for third at Colorado with **44** career touchdown passes (Sefo Liufau and Cody Hawkins lead with 60; Joel Klatt also had 44).
- ▶ He was the first Buffalo quarterback to throw a TD pass on his first career passing since **Joe Dowler** did so back in 1959. Montez hit **WR Kabion Ento** on a 69-yard scoring strike in the second quarter in his first appearance in the second game of the 2016 season (against Idaho State). Dowler had done it on Oct. 3, 1959 at Oklahoma, a 15-yard TD pass to Kirk Campbell in a 42-12 loss to the Sooners.

TAKING THE WORLD BY STORM

QB Steven Montez had quite a debut as CU's starter subbing for an injured Sefo Liufau at Oregon (Sept. 24, 2016). In leading the Buffs to a 41-38 win, he arguably had the best first game as a starter in school history. He completed 23 of 32 passes for 333 yards (3 TD/2 INT), for a passer rating of 177.7 and also had 21 rushes for 135 yards (6.4 per), with a touchdown and a long run of 32 yards. It all added up to 468 yards of total offense and 23 first downs earned (8 rush/15 passing). He received seven different national and/or conference accolades for his efforts, as well as:

- He enjoyed the fifth-best game in a quarterback's first start at Colorado in terms of passing yards, but the best in total offense (*see charts below*).
- His 135 yards rushing were the most in a debut by a starting Buff QB (topping the 116 by Darian Hagan vs. Texas in 1989) and is the 10th most in any game all-time at Colorado by a quarterback (and the first 100-yard game by a quarterback since Nov. 4, 2006 when Bernard Jackson had 105 against Kansas State).
- His 468 yards of total offense were the fourth-most in a single-game in Colorado history.
- It was the first-ever 300 passing/100 rushing game in CU history and just the second 200/100 game (Stewart had 205/143 vs. Notre Dame in the '95 Fiesta Bowl).
- His 14 straight completions in the first half tied for the second-most in school history (trailing 15 by Mike Moschetti over two games in 1999); it matched the most in one game (Koy Detmer, 14 at Colorado State in 1996).

Most Yards Passing / CU Quarterback Debuts

Yards	(A-C-I, TD)	Player	Opponent	Date	Result
418	(50-33-5, 2)	Koy Detmer	Oklahoma	10/24/1992	T, 24-24
409	(36-21-1, 4)	Kordell Stewart	Colorado State	9/05/1992	W, 37-17
402	(34-21-0, 4)	Joel Klatt	Colorado State (Denver)	8/30/2003	W, 42-35
348	(34-24-0, 5)	John Hessler	at Oklahoma	9/30/1995	W, 38-17
333	(32-23-2, 2)	Steven Montez	at Oregon	9/24/2016	W, 41-38
257	(32-21-0, 3)	Mike Moschetti	Colorado State (Denver)	9/05/1998	W, 42-14

Most Total Offense / CU Quarterback Debuts

Yards (Pass, Rush)	Player	Opponent	Date	Result
468 (333, 135)	Steven Montez	at Oregon	9/24/2016	W, 41-38
430 (409, 21)	Kordell Stewart	Colorado State	9/05/1992	W, 37-17
396 (418, -22)	Koy Detmer	Oklahoma	10/24/1992	T, 24-24
392 (402, -10)	Joel Klatt	Colorado State (Denver)	8/30/2003	W, 42-35
270 (257, 13)	Mike Moschetti	Colorado State (Denver)	9/05/1998	W, 42-14

MONTEZ THE 12TH FRESHMAN AT COLORADO TO START A GAME AT QUARTERBACK

QB Steven Montez became just the 12th freshman in school history to start a game at quarterback at Colorado (the sixth redshirt frosh to do so). He had the second-most passing yards by a freshman in a starting debut at CU quarterback. A closer look at every freshman's first career start at CU (*—denotes redshirt freshman):

FRESHMAN PERFORMANCES, FIRST CAREER START AT COLORADO

Quarterback	Date	Opponent	Result	Passing
Randy Essington	10/18/80	at Missouri	L 7-45	22-11-1, 58 , 0 td
*Steve Vogel	10/24/81	at Iowa State	L 10-17	16-12-0, 89 , 0 td
Marc Walters	11/22/86	at Kansas State	W 49-3	4-4-0, 111 , 1 td
Koy Detmer	10/17/92	OKLAHOMA	T 24-24	50-33-5, 418 , 2 td
*Zac Colvin	10/23/99	at Iowa State	W 16-12	23-14-1, 116 , 1 td
Craig Ochs	10/07/00	at Texas A&M	W 26-19	25-15-0, 239 , 1 td

Quarterback	Date	Opponent	Result	Passing
*Cody Hawkins	9/01/07	Colorado State (Denver; OT)	W 31-28	31-18-1, 201 , 2 td
Tyler Hansen	10/25/08	at Missouri	L 0-58	16-12-0, 72 , 0 td
*Nick Hirschman	10/29/11	at Arizona State	L 14-48	7-4-0, 52 , 0 td
Sefo Liufau	10/19/13	CHARLESTON SOUTHERN	W 43-10	20-14-0, 198 , 1 td
*Cade Apsay	11/21/15	at Washington State	L 3-27	40-26-2, 238 , 0 td
*Steven Montez	9/24/16	at Oregon	W 41-38	32-23-2, 333, 3 td

THE "RUSHING/PASSING" QB's

Montez is a two-way threat with his arm and his legs, as evidenced by being the first 300/100 player in CU history (300 yards passing/100 rushing in the same game). He's cracked CU's list of all-time rushing yards by quarterbacks (adjusted to allow for sacks; *—Anderson switched to tailback in the third game of the 1969 season):

Rk	Player (Seasons)	Gross Att-Yards	Sacked/Yds Lost	Adjusted Att	Yards	Avg.	TD
1	Darian Hagan (1988-91).....	489-2,007	42/264	447	2,271	5.08	27
2	Byron White (1935-37).....	342-1,864	?	342	1,864	5.45	22
3	*Bob Anderson (1967-69).....	390-1,580	24/162	366	1,742	4.76	20
4	Kordell Stewart (1991-94).....	302-1,289	55/451	247	1,740	7.04	15
5	Mark Hatcher (1984-87).....	375-1,470	16/ 95	359	1,565	4.36	16
6	Sefo Liufau (2013-16).....	368- 941	71/441	297	1,382	4.65	12
7	Steven Montez (2016-18).....	267- 754	70/459	197	1,213	6.16	8
8	David Williams (1973-75).....	276- 959	32/251	244	1,210	4.96	12
9	Sal Aunese (1987-88).....	235-1,009	18/102	217	1,111	5.12	14

Rk	Player (Seasons)	Gross Att-Yards	Sacked/Yds Lost	Adjusted Att	Yards	Avg.	TD
10	Tyler Hansen (2008-11).....	279- 478	82/617	197	1,095	5.56	8
11	Ken Johnson (1971-73).....	274- 727	32/264	242	991	4.10	8
12	Bill Solomon (1977-79).....	287- 509	63/447	224	956	4.27	10
13	Harry Narcisian (1947-49).....	227- 894	?	227	894	3.94	8
14	Bernard Jackson (2004-06).....	164- 690	28/155	136	845	6.21	7
14	Bernie McCall (1964-66).....	289- 725	14/120	275	845	3.07	6
16	Jim Bratten (1968-70).....	220- 724	17/105	203	829	4.08	4
17	Zack Jordan (1950-52).....	227- 748	?	227	748	3.30	7
18	Dan Kelly (1965-67).....	168- 590	14/112	154	702	4.56	7

**BREAKING DOWN THE EL PASO MAN**

QB Steven Montez is off to one of the best starts at the position in CU history. Here's how his numbers break down by down and by quarters:

By Down	Att-Com-Int	Pct.	Yards	att. comp.	TD	Long	Sacked	Rating
First	140-102- 1	72.9	986	7.0 9.7	3	57t	6/41	136.2
Second	132- 85- 3	64.3	988	7.5 11.6	9	57t	10/63	145.2
Third	88- 54- 2	59.3	699	7.9 12.9	5	89t	11/73	142.3
Fourth	6- 1- 0	16.7	6	1.0 6.0	0	6	0/ 0	25.1
Totals	366-242- 6	66.1	2679	7.3 11.1	17	89t	27/177	139.7

By Quarter	Att-Com-Int	Pct.	Yards	att. comp.	TD	Long	Sacked	Rating
First	86- 70- 0	81.4	702	8.2 10.0	7	57t	5/28	176.8
Second	104- 71- 3	68.3	773	7.4 10.9	5	57t	10/65	140.8
Third	90- 56- 1	62.2	666	7.4 11.9	4	89t	6/38	136.8
Fourth	82- 44- 2	53.7	517	6.3 11.8	1	53	5/43	105.8
Overtime...	4- 1- 0	25.0	21	5.3 21.0	0	21	1/ 3	77.5
Totals	366-242- 6	66.1	2679	7.3 11.1	17	89t	27/177	139.7

MONTEZ AT FOLSOM (NEUTRAL & ROAD)

Steven Montez has appeared **14** times in games at Folsom Field, and generally has played very well; he owns a rating of **161.2**. He has started 11 of the 13 games (indicated by an *), and CU is **9-5** overall in games he has appeared in:

Date	Opponent	Att-Com-Int	Pct.	Yards	TD	50+	20+	Rating
9/10/16	Idaho State	W 10- 6-0	60.0	117	2	1	1	224.3
10/01/16	*Oregon State	W 27-19-0	70.4	293	3	2	5	198.2
11/03/16	UCLA	W 3- 1-1	33.3	17	0	0	0	14.3
9/09/17	*Texas State	W 31-19-0	61.3	299	1	0	5	153.0
9/16/17	*N. Colorado	W 41-29-1	70.7	357	4	0	5	171.2
9/23/17	*Washington	L 27-21-3	77.8	171	0	0	2	108.8
10/07/17	*Arizona	L 32-19-0	59.4	251	3	0	2	156.2
10/28/17	*California	W 26-20-0	76.9	347	3	1	6	227.1
11/11/17	*USC	L 49-27-2	55.1	376	2	2	4	124.9
9/15/18	*New Hampshire	W 19-14-1	73.7	166	1	1	2	153.9

Date	Opponent	Att-Com-Int	Pct.	Yards	TD	50+	20+	Rating
9/28/18	*UCLA	W 26-22-0	84.6	237	1	1	3	173.9
10/06/18	*Arizona State	W 33-24-0	72.7	328	2	1	8	176.2
10/27/18	*Oregon State	L 39-24-0	61.5	319	2	0	5	147.2
11/10/18	*Washington St.	L 35-20-0	57.1	199	0	0	1	104.9
11/17/18	*Utah	L 22-13-1	59.1	84	0	0	0	82.1
Home Games (15)		(9-6)	419-278-9	66.3	3561	24	9 50	152.3
Neutral Sites (3)		(1-2)	50- 30-3	60.0	323	1	0 4	108.9
Road Games (12)		(3-9)	405-241-7	59.5	2787	19	4 30	129.3
CAREER TOTALS (30)		(13-17)	874-549-19	62.8	6671	44	13 84	139.2

THE 100 CLUB

QB Steven Montez set the school record for the most passing attempts without an interception with **172** over a seven-game span in 2017; it only ended on the last play of the game at Arizona State, when he was picked off on a batted ball in the end zone on "Hail Mary" thrown. It was the ninth streak of 100 passes or more in Colorado history (and he was the seventh different quarterback to do it). The 172-game streak was the **longest active streak** in the nation at the time, as the two ahead of him on the list were picked off the week before (N.C. State's Ryan Finley saw his streak end at 340 and San Diego State's Christian Chapman's ended at 168). His last pick had been a third quarter interception against No. 7 Washington on Sept. 23.

► During the streak, he was 100-of-172 for 1,391 yards and 10 touchdowns (58.1 completion percentage, 145.3 rating).

► He finished with 18 touchdowns against nine interceptions for the season. The most attempts without an interception in CU history:

172	Steven Montez (seven games, Sept. 23-Nov. 4, 2017)
152	Sefo Liufau (nine games, Nov. 13, 2015 to Nov. 3, 2016)
139	Joel Klatt (five games, Oct. 15 to Nov. 12, 2005)
131	Tyler Hansen (four games, Sept. 3 to Oct. 1, 2011)
118	Sefo Liufau (five games, Sept. 3 to Oct. 3, 2015)
114	Cody Hawkins (four games, Oct. 9 to Nov. 6, 2010)

107	Sefo Liufau (four games, Oct. 10-31, 2015)
104	Craig Ochs (four games, Oct. 14 to Nov. 4, 2000)
100	John Hessler (six games, Sept. 2 to Oct. 7, 1995)

82	Steven Montez (three games, Oct. 20 to Nov. 2, 2018)
80	Steven Montez (three games, Aug. 31 to Sept. 15, 2018)

TDS, PICKS AND THROWS

QB Steven Montez threw 18 touchdown passes in 2017, tied for the seventh-most in a single season in school history. Of course, that can be dependent on the number of throws. For those 10 seasons where a quarterback threw at least 15 TD passes, his percentage was the second-lowest at 4.77; but he countered that by have the best interception percentage among the group, at just 2.39 percent. So his 2-to-1 ratio of 18 TD passes to nine picks also played out in the percentages, which only Joel Klatt (2003), John Hessler (1995) and Mike Moschetti (1998) bettered. A closer look:

Quarterback	Season	Class	Att	TD	Pct.	Int	Pct.
Sefo Liufau	2014	Soph.	498	28	5.62	15	3.01
Koy Detmer	1996	Sr.	363	22	6.06	12	3.31
Joel Klatt	2003	Soph.	358	21	5.87	10	2.79
John Hessler	1995	Soph.	266	20	7.52	9	3.38
Tyler Hansen	2011	Sr.	412	20	4.85	11	2.67
Cody Hawkins	2007	Fr-RS	424	19	4.48	15	3.54

Quarterback	Season	Class	Att	TD	Pct.	Int	Pct.
Steven Montez	2017	Soph.	377	18	4.77	9	2.39
Mike Moschetti	1999	Sr.	331	18	5.44	12	3.63
Cody Hawkins	2008	Soph.	320	17	5.31	10	3.13
Mike Moschetti	1998	Jr.	276	15	5.43	7	2.54
Steven Montez	2018	Jr.	366	17	4.64	6	1.64

MONTEZ ALREADY IN ELITE COMPANY

Though just with 25 career starts (12-13 record), **QB Steven Montez** has already set a significant CU record with three career 400-yard total offense games. He had two in 2017, tying Mike Moschetti for the most in a single season. The list of all 14 games with 400-plus at Colorado:

Yds	(pass,rush)	Player	Opponent	Date
527	(455,72)	Sefo Liufau	at California (2 OT)	Sept. 27, 2014
500	(465,35)	Mike Moschetti	San Jose State	Sept. 11, 1999
500	(474,25)	Tyler Hansen	California (OT)	Sept. 10, 2011
468	(333,135)	Steven Montez	at Oregon	Sept. 24, 2016
457	(457,0)	Koy Detmer	at Missouri	Nov. 2, 1996
453	(345,108)	Sefo Liufau	Washington State	Nov. 19, 2016
446	(382,64)	Mike Moschetti	Oklahoma	Oct. 30, 1999

Yds	(pass,rush)	Player	Opponent	Date
430	(426,4)	Koy Detmer	NE Louisiana	Sept. 16, 1995
430	(409,21)	Kordell Stewart	Colorado State	Sept. 5, 1992
429	(336,93)	Craig Ochs	Oklahoma State	Oct. 28, 2000
425	(357,68)	Steven Montez	Northern Colorado	Sept. 16, 2017
424	(419,5)	Joel Klatt	Kansas (OT)	Oct. 11, 2003
416	(376,40)	Steven Montez	Southern California	Nov. 11, 2017
408	(400,8)	Connor Wood	Colorado State (Denver)	Sept. 1, 2013

**DISSECTING MONTEZ**

An across the board look at Montez' numbers in 2018:

Opponent	PASSING								Incompletion Breakdown-----										RUSHING					
	Att-Com-Int	Pct.	Yds	TD	FD	Long	Rating	TOT	TA	DR	INT	BU	M	RF	HT	Att	Yds	Avg.	TD	FD	Long			
Colorado State	25-22-1	88.0	338	4	11	89t	246.8	3	0	2	1	0	0	0	1	3	34	11.3	1	1	38t			
Nebraska	50-33-0	66.0	351	3	16	40t	144.8	17	3	2	0	3	8	1	6	11	-7	-0.6	0	2	16			
New Hampshire	19-14-1	73.7	166	1	7	53	153.9	5	0	0	1	1	3	0	2	4	0	0.0	0	1	10			
UCLA	26-22-0	84.6	237	1	11	57t	173.9	4	1	1	0	0	2	0	1	11	81	7.4	1	4	35t			
Arizona State	33-24-0	72.7	328	2	12	51	176.2	9	3	0	0	1	5	0	3	3	17	5.7	0	2	12			
Southern Cal	47-26-1	55.3	170	0	19	51	81.4	21	4	1	1	8	6	1	8	9	9	1.0	1	2	19t			
Washington	28-17-1	60.7	144	1	8	51	108.6	11	3	2	1	3	2	0	5	7	26	3.7	0	2	12			
Oregon State	39-24-0	61.5	319	2	13	47	147.2	15	2	6	0	2	5	0	5	9	66	7.3	0	2	49			
Arizona	42-27-1	64.3	343	3	18	47	151.7	15	1	4	1	4	5	0	9	16	-24	-1.5	0	1	6			
Washington State	35-20-0	57.1	199	0	8	27	104.9	15	2	5	0	1	7	0	7	4	-15	-3.8	0	0	5			
Utah	22-13-1	59.1	84	0	5	19	82.1	9	2	1	1	1	4	0	6	7	-2	-0.3	0	1	9			
Totals	366-242-6	66.1	2679	17	116	89t	139.7	124	21	24	6	24	47	2	64	84	185	2.2	3	18	49			

(KEY: FD—first downs; TA—thrown away; DR—drops; INT—interceptions; BU—passes broken up; M—misses; RF—receiver fell down; HT—hurried throws.)

300/100/100

The Buffaloes have now had **15** occasions in their history with a 300-yard passer, 100-yard rusher and 100-yard receiver, with nine of the 15 occurring the Mike MacIntyre Era. **Steven Montez** is the quarterback involved the most (six), while Devin Ross has been a participant in the most at receiver (four) and **Phillip Lindsay** and **Travon McMillian** the most at running back (three). Colorado is **9-6** in these games, but has won six in a row.

COLORADO'S 300/100/100 GAMES

Date	Opponent	Score	Quarterback	Rusher	Receiver
Oct. 12, 1996	OKLAHOMA STATE	W 35-13	Koy Detmer (402)	Lendon Henry (101)	Rae Carruth (166)
Sept. 11, 1999	SAN JOSE STATE	W 63-35	Mike Moschetti (465)	Cortlen Johnson (104)	Marcus Stiggers (174)
Nov. 26, 1999	NEBRASKA (OT)	L 27-30	Mike Moschetti (317)	Cortlen Johnson (135)	Javon Green (100)
Oct. 23, 2004	Texas A&M	L 26-29	Joel Klatt (346)	Bobby Purify (130)	Dusty Sprague (101)
Nov. 6, 2010	at Kansas	L 45-52	Cody Hawkins (322)	Rodney Stewart (175)	Paul Richardson (141)
Sept. 22, 2012	at Washington State	W 35-34	Jordan Webb (345)	Tony Jones (105)	Nelson Spruce (103)
Nov. 1, 2014	WASHINGTON	L 23-38	Sefo Liufau (314)	Michael Adkins (109)	Nelson Spruce (138)
Oct. 31, 2015	at UCLA	L 31-35	Sefo Liufau (312)	Patrick Carr (100)	Devin Ross (101)
Sept. 24, 2016	at Oregon	W 41-38	Steven Montez (333)	Steven Montez (135)	Devin Ross (153)
Nov. 19, 2016	WASHINGTON STATE	W 38-24	Sefo Liufau (345)	Phillip Lindsay (144) and Sefo Liufau (108)	Devin Ross (121)
Sept. 16, 2017	NORTHERN COLORADO	W 41-21	Steven Montez (357)	Phillip Lindsay (151)	Devin Ross (143)
Oct. 28, 2017	CALIFORNIA	W 44-28	Steven Montez (347)	Phillip Lindsay (161)	Shay Fields (101)
Aug. 31, 2018	Colorado State	W 45-13	Steven Montez (338)	Travon McMillian (103)	Laviska Shenault (211) and K.D. Nixon (112)
Oct. 6, 2018	ARIZONA STATE	W 28-21	Steven Montez (328)	Travon McMillian (136)	Laviska Shenault (127)
Oct. 27, 2018	OREGON STATE	L 34-41 (OT)	Steven Montez (319)	Travon McMillian (132)	K.D. Nixon (198)

STEFANOU FRESHMAN ALL-AMERICAN IN 2017; GROZA SEMIFINALIST

In 2017, **PK James Stefanou** was one of 20 semifinalists for the Lou Groza Award given to the nation's top place kicker, the third Buffalo to be a semifinalist for the award, joining **Will Oliver** and **Mason Crosby**, who was the runner-up in 2005 and a semifinalist in 2006. Stefanou did not advance to finalist status; here's how he compared to the three finalists:

STEFANOU COMPARED TO THE 2017 LOU GROZA AWARD FINALISTS (*—winner)

Placekicker, School	FGM	FGA	Pct.	1-19	20-29	30-39	40-49	50+	Long	Games w/ 3+ FGM	Long Streak/ Consec. FGM	XPA	XPM	PTS
*Matt Gay, Utah	27	31	87.1	0-0	9-9	9-10	4-6	5-6	56	5	14	37	37	118
Daniel Carlson, Auburn	21	28	75.0	0-0	6-7	6-7	5-7	4-7	54	4	7	45	54	117
Dominik Eberle, Utah State	16	18	88.9	0-0	8-8	3-4	4-5	1-1	52	3	9	45	45	93
James Stefanou, Colorado	17	22	77.3	0-0	2-2	12-14	2-3	1-3	53	4	9	35	35	86

► He earned first-team **Freshman All-American** honors from ESPN.com.

► Stefanou's **53-yard** field goal at Arizona State in 2017 is his career-long and also the second-longest by a freshman in CU history (behind the 54-yarder Davis Price made in 2016). It tied for the fourth-longest by a freshman in the NCAA in 2017 and tied for the 13th-longest overall.

► That 53-yarder is tied for the 19th-longest in CU history ... the seventh-longest on the road.

► He had streaks of nine and six consecutive field goals in 2017 (the nine tied the second-most, but the most in one season; the others overlapped two).

► His **17** field goals made tied for the sixth-most in a single season at Colorado and his **86** points were the sixth-most by kicking (both freshman highs).

► He was just the third CU freshman to have a 1.000 percentage on multiple extra-point kicks, but by far and away made the most (35-of-35; Patrick Blottiaux was 7-of-7 in 1988 and Jason Lesley 2-of-2 in 1995).

► He has made all 20 of his PAT kicks this season — now **61-of-61**, he set the record for the most consecutive PAT kicks made to start a career at Colorado; the old mark was **43**, set by Neil Voskeritchian in 1994; he didn't miss one until the 10th game at Kansas.

► With **22** career field goals made, he's already tied for the seventh-most in CU history (on **29** attempts; his **75.9** percentage is 0.9 better at present of CU great Mason Crosby (66-of-88) and also Jeremy Aldrich (48-of-64).

**COLLEGE FOOTBALL'S "OLD MAN"**

PK James Stefanou was the oldest freshman in the FBS in 2017, and the second oldest player overall; fast-forward to 2018, and he now assumes the title of the "oldest player in college football." One of the recent influxes of kickers from Australia, he came from a soccer background where he had elite level experience as a defender; he represented Australia on its U19 team, a youth progression team that is the feeder squad to the Olympic team. He also played professionally, most notably in two stints for South Melbourne FC, first from 2005-06 before he signed again with them in 2010. Stefanou got into football by training periodically over the course of six years (2012-17) at ProKick Australia, an academy developed to assist in the transition to American football by providing the fundamentals of punting and kicking. The elderly:

Age	Name, School	Position	Class	Birthdate	Hometown
31	James Stefanou, Colorado	Placekicker	Soph.	April 1987	Melbourne, Australia (played 10 seasons of professional soccer)
30	Wade Lees, Maryland	Punter	Jr.	April 1988	Melbourne, Australia (has extensive Australian Rules Football experience)
29	Dane Roy, Houston	Punter	Jr.	January 1989	Bunyip, Australia (another ProKick Australia product)
28	Eric Osteen, Wake Forest	Placekicker	Gr.	March 1990	Augusta, Ga. (Army transfer)
28	Jesse Beal, West Virginia	Tight End	Fr.	July 1990	Washington, D.C. (spent 10 years in minor league baseball)
28	Jarrett Burgess, Purdue	Wide Receiver	Sr.	August 1990	Miami, Fla. (played several years in minor league baseball)

McMILLIAN ON PACE FOR 1,000 YARDS

A little but under the radar has been the year that **TB Travon McMillian** is enjoying after coming to CU as a graduate transfer from Virginia Tech (he's 22). McMillian is the quickest player to gain 500 yards in a season since **TB Chris Brown** in 2002 (he had 511 through four games, and hit 500 on his 88th carry of the year); McMillian eclipsed 500 yards in his fifth game, but on his 78th attempt). Here's a look all 16 1,000-yard season rushers in CU history and when they hit the plateau:

Fastest to 1,000 in Colorado History

Tailback, Year	Carries	Games	Yards	Final Total	Run to go over 1,000 yards
Chris Brown, 2002	143	7	1,154	1,744	Scored on a 55-yard TD to go over 1,000 yards
J.J. Flannigan, 1989	146	11	1,187	Same	Scored on a 2-yard TD run on the first drive of the game
Rashaan Salaam, 1994	149	6	1,054	2,055	12-yard first-down run on 2nd play of 2nd quarter
Charlie Davis, 1971	167	10	1,190	1,386	Scored on a 67-yard TD to go over 1,000 yards
Bob Stransky, 1957	170	10	1,097	Same	11-yard first-down play on a reverse
Eric Bieniemy, 1988	171	8	1,104	1,243	11-yard first-down run midway through second quarter
Eric Bieniemy, 1990	175	7	1,040	1,628	Scored on a 41-yard TD to go over 1,000 yards
Phillip Lindsay, 2016	179	11	1,081	1,189	10-yard first-down run early in second quarter
Phillip Lindsay, 2017	181	8	1,093	1,474	3-yard rush on a second-and-6 in the first quarter
James Mayberry, 1977	182	9	1,017	1,299	11-yard first-down run late in the fourth quarter
Darian Hagan, 1989	186	11	1,004	Same	Scored on a 14-yard TD run to go over 1,000 yards
Bobby Purify, 2004	192	11	1,010	1,017	13-yard first-down run in third quarter
Tony Reed, 1976	214	10	1,070	1,210	Nine-yard run on a first down in the third quarter
Rodney Stewart, 2010	223	10	1,035	1,318	His 4-yard run put him right at 1,000 yards even
Byron White, 1937	Unknown	7	1,002	1,121	Play-by-Plays not available for 1937
Kayo Lam, 1935	Unknown	9	1,043	Same	Game-by-game stats unavailable for 1935
<hr/>					
Travon McMillian, 2018	180	11	951	?	N/A

► He has five 100-yard games at Colorado (he had five total at Virginia Tech); he had four of those in the first five games of the year; the last CU running back to have four 100-yard games in the first five of the season was Rashaan Salaam in 1994 (he would go on to have 10 in 11 games).

TALL

OL Aaron Haigler, 6-7, 295, moved inside from offensive tackle to guard for the UCLA game, and has since played 116 snaps at the position (two games). Throughout school history, only one player – **Ryan Miller** – has played guard who has been taller; he was 6-8 when he lined up at guard as a senior in 2011. Two other players were also 6-7, **Aaron Wade** ('97) and **Ryan Johanningmeier** ('99).

50-50

PK Davis Price was pressed into duties as the regular punter in the second quarter of the Nebraska game, when Ray Guy Award candidate **Alex Kinney** suffered a broken collarbone making a tackle on his first punt of the day. He's been an adequate replacement, and when he had his career-long punt of 58 yards against UCLA, he joined a very exclusive club: he became the third player in CU history to have a 50-yard punt and a 50-yard field goal. **Mitch Berger** was the first (in 1992) to accomplish the 50-50 feat, as he had two career 50-yard field goals (54 and 53 yards) with 44 punts of 50 yards or longer. **Jeremy Flores** then did it in 2001, when he kicked a 51-yard field goal against Texas A&M; he had seven career 50-yard or longer punts. Price made a 54-yard field goal against Oregon State in Boulder as a freshman in 2016.

FOURTH Q

Colorado had allowed just **6** points in the fourth quarter through the season's first six games (the Buffs either led or tied for the nation's lead in the fewest allowed by any of the 129 FBS programs through weeks four, five and six of the season). But then Washington then scored the first TD and then 10 in the quarter, and over the course of the last four games, the Buffaloes went from holding the edge in scoring (36-6) to trailing 61-39.

The Best Call of Day. ESPN Radio selected a CU call by **Mark Johnson** as the best of the day for Oct. 13. When **WR Laviska Shenault** took the ball out of the wildcat formation and raced 49 yards for a score, Mark's animated call included the phrase, "Hasta Laviska, baby."

**"FREAK" LIST**

For the past 15 years, college football analyst **Bruce Feldman** has put out a list in the summers on the biggest Freaks in college football. The list "showcases guys who generate buzz inside their programs by displaying the type of rare physical abilities that wow even those folks who are used to observing gifted athletes every day." The list is compiled with the help of many coaches, players and SIDs from around the nation. This is the first year he did a top 50, and in that it included two Buffs - No. 22 **Davion Taylor** and No. 32 **Drew Lewis**. Feldman's synopses on Taylor and Lewis:

No. 22 Taylor: *"The Buffaloes amped up the speed of their defense quite a bit when they landed Taylor over the winter, the No. 1 outside linebacker junior college prospect (and No. 8 overall JUCO prospect) in the country. He completed spring football in February and March and went right to the track, where he raced in the 100 and 200 meters and was on the 4x100 relay team. The 6-3, 220-pounder was CU's fastest sprinter, and he finished sixth in the 100 at the Pac-12 Championships. His top 100 time this year was 10.51 in the prelims of the Pac-12s."*

No. 32 Lewis: *"The Buffaloes' leading tackler last season (119), the 6-2, 225-pound senior tied for the Colorado team best in the power clean with 355. He squats 515. Lewis also broad jumped 10-6 and posted a 1.50 time in the 10-yard sprint (second best among the Buffs). He also comes from quite the football pipeline. His father, Will, played cornerback in the NFL and CFL and is a former director of pro scouting for the Kansas City Chiefs. His uncle, Tim, was a standout defensive back at Pittsburgh who was a first-round pick of the Green Bay Packers. His older brother, Ryan, played cornerback at Pitt. He also has three cousins who played football at Pitt, including former NFL defensive back-turned-front-office-exec-turned-ESPN analyst Louis Riddick."*

DB-U ?

Colorado has seen four defensive backs drafted over the last two years; the Buffs are one of five schools in the country to have four or more DBs drafted (Florida and Alabama lead with five while Michigan and Ohio State both have four like CU). **CB Isaiah Oliver** was CU's lone draftee last year, a second round pick of Atlanta, while **CB Chidobe Awuzie** (second round to Dallas), **CB Ahkello Witherspoon** (third round to San Francisco) and **SS Tedric Thompson** (fourth round to Seattle) all went the year prior. Colorado's secondary in 2018 will be a bit more on the green side than it has been (at least at corner), but is still stacked with talent. Leading the group will be senior safeties **Evan Worthington** and **Nick Fisher**. Worthington led CU in solo tackles last year (66) and interceptions (3) in an All-Pac-12 year. Fisher has played in 36 career games, made two starts, in 2016 was named the Pac-12 Defensive Player of the Week after the Washington State victory and is one of four players in school history to return an interception 100 yards for a touchdown. At cornerback, **Trey Udoffia** and **Dante Wigley** both return and both started in seven games a year ago. Redshirt freshman **Chris Miller** and junior college transfer **Delrick Abrams Jr.** will enter into the mix along with a group of younger players and newcomers all competing for playing time at corner for the Buffs.

➤ And don't forget **CB Ken Crawley**, who signed as a free agent with New Orleans after his senior year (2015) and has been a near regular in the Saints lineup (so that's five d-backs in three years in the NFL).

THE VERTICAL GAME (EXPLOSION PLAYS)

CU, as in the case with most teams, often is most dangerous on offense when the unit can strike for the big play both via the rush and pass. Colorado had 57 "explosion" plays in 2016, or ones that gained 20 or more yards; that was the most by a CU team since 2007 (49 in 2017). Here's a look at CU's 20-plus plays in recent memory, not including bowls, going back to 1994, when CU had a high of 76 plays over 20-yards, almost equal in nature (37 rush, 39 pass):

Season	Total	Rush	Pass	Season	Total	Rush	Pass	Season	Total	Rush	Pass	Season	Total	Rush	Pass	Season	Total	Rush	Pass
1994	76	37	39	1999	57	12	45	2004	48	13	35	2009	44	7	37	2014	48	12	36
1995	61	11	50	2000	38	8	30	2005	54	16	38	2010	43	11	32	2015	50	15	35
1996	64	12	52	2001	58	21	37	2006	35	18	17	2011	56	14	42	2016	57	16	41
1997	46	9	37	2002	58	35	23	2007	58	18	40	2012	36	9	27	2017	50	11	39
1998	40	11	29	2003	47	5	42	2008	40	8	32	2013	42	5	37	2018	51	15	36

AHEAD IN A BIG WAY

From 2006-15, the opponent had almost always had a distinct advantage in TSL (time spent in the lead), but CU reversed that and then some in 2016 and is off to a good start this season. The Buffs led for 457 minutes and 20 seconds, or 59 percent of the time; opponents for just 24 percent and the score tied the other 17 percent. CU led for more minutes in 2016 than it had in all 11 previous years after just eight games (and when it held the edge over an entire season just twice: 2005 and 2010. But alas, the opponent held a slight edge in 2017 (*bowl games not included*):

Season	Colorado	Tied	Opponent	Season	Colorado	Tied	Opponent	Season	Colorado	Tied	Opponent
2005	320:31	101:55	297:34	2010	312:45	113:54	293:21	2015	192:47	158:14	428:59
2006	269:22	123:11	327:27	2011	191:12	78:44	510:04	2016	457:20	133:33	189:07
2007	280:56	130:11	308:53	2012	77:38	112:18	530:04	2017	285:30	132:17	302:13
2008	191:24	119:07	409:29	2013	197:17	108:56	413:47	2018	268:07	170:03	221:50
2009	110:29	165:18	444:13	2014	261:22	83:52	374:46				

30

Colorado is **22-10** under head coach Mike MacIntyre in games where it scores 30 or more points, including **4-2** this season after going **11-2** over the course of the 2016 and 2017 seasons (8-32 when held to under 30).

100/300

The Buffaloes have historically done well when holding the opponent to under 100 yards rushing and under 300 yards total offense. Dating back to the start of the 1985 season, Colorado is **103-15-1** when the opponent fails to reach 100 yards on the ground, and **104-20-1** when the enemy is held under 300 yards overall. CU is **10-1** and **15-0** in each, respectively, in **71** games under Mike MacIntyre (the loss with the opponent held under 100 in rushing was to USC this season).



RECORD WATCH

The list of records set or tied this season; the Buffaloes have set **11** records (tied **1** other), for a total of **12** through 10 games in 2018; *NOTE: CU did not adopt the NCAA 2002 policy of adding bowl game statistics in its season or career numbers, thus some may differ from NCAA totals.*

INDIVIDUAL RECORDS (10)

Most Snaps Played From Scrimmage, Defense —99, Nick Fisher, Rick Gamboa, Trey Udoffia vs. Oregon State in Boulder, Oct. 27, 2018. <i>Old Record: 97, by six players vs. Minnesota at Minneapolis, Sept. 19, 1992.</i>	RECORD
Most Yards Gained, First Game of Career/Senior —103, Travon McMillian vs. Colorado State in Denver, Aug. 31, 2018. <i>Old Record: 50, Mell Holliday vs. Montana State in Boulder, Sept. 2, 2006.</i>	RECORD
Highest Pass Efficiency Rating, Game (minimum 20 att.) —246.4, Steven Montez vs. Colorado State in Denver, Aug. 31, 2018. <i>Old Record: 244.4, Koy Detmer vs. Northeast Louisiana in Boulder, Sept. 16, 1995 (19-of-27, 426 yards, 4 TD, 1 INT).</i>	RECORD
Highest Pass Efficiency Rating, Game (minimum 25 att.) —246.4, Steven Montez vs. Colorado State in Denver, Aug. 31, 2018. <i>Old Record: 244.4, Koy Detmer vs. Northeast Louisiana in Boulder, Sept. 16, 1995 (19-of-27, 426 yards, 4 TD, 1 INT).</i>	RECORD
Most Consecutive Completions To Start Game —12, Steven Montez vs. Colorado State in Denver, Aug. 31, 2018. <i>Record: 12, Joel Klatt vs. Missouri in Boulder, Nov. 12, 2005.</i>	TIED RECORD
Highest Completion Percentage, Game (minimum 20 att.) —88.0 (22 of 25), Steven Montez vs. Colorado State in Denver, Aug. 31, 2018. <i>Old Record: 88.0 (26 of 33), Joel Klatt vs. North Texas in Boulder, Sept. 18, 2004.</i>	RECORD
Highest Completion Percentage, Game (minimum 25 att.) —88.0 (22 of 25), Steven Montez vs. Colorado State in Denver, Aug. 31, 2018. <i>Old Record: 78.8 (26 of 33), Joel Klatt vs. North Texas in Boulder, Sept. 18, 2004.</i>	RECORD
Most Games With 10 or more Receptions, Season —5, Laviska Shenault, 2018 <i>Old Record: 4, Nelson Spruce, 2014.</i>	RECORD
Most Multiple Touchdowns, Rushing & Receiving, Game —Laviska Shenault vs. Arizona State in Boulder, Oct. 6, 2018 (2 rushing/2receiving) <i>Old Record: had never been done.</i>	RECORD
Most Consecutive PAT Kicks Made To Start Career —63, James Stefanou, 2017-18 (17 games; <i>current</i>). <i>Old Record: 43, Neil Voskeritchian, 1994 (10 games).</i>	RECORD

TEAM RECORDS (2)

Highest Completion Percentage, Game (minimum 10 att.) —88.0 (22 of 25), vs. Colorado State in Denver, Aug. 31, 2018. <i>Old Record: 83.3 (10 of 12), vs. Iowa State at Ames, Oct. 14, 1989.</i>	RECORD
Highest Completion Percentage, Game (minimum 20 att.) —88.0 (22 of 25), vs. Colorado State in Denver, Aug. 31, 2018. <i>Old Record: 81.3 (26 of 32), vs. Baylor at Waco, Sept. 12, 1992.</i>	RECORD

Notable Performances

- **Montez'** 38-yard touchdown run against Colorado State was the longest by a CU quarterback for a score in 24 years; you have to go back to Oct. 22, 1994 when **Kordell Stewart** had a 60-yard TD run against Kansas State in Boulder.
- **WR Laviska Shenault** recorded the sixth 200-yard receiving game in CU history (11-211 vs. Colorado State), the 211 yards the fourth-most on the list.
- The 89-yard touchdown pass from **QB Steven Montez** to **WR Laviska Shenault** against Colorado State tied for the fourth-longest pass play in CU history and tied for the eighth-longest from scrimmage overall.
- **TB Travon McMillian**, a graduate transfer from Virginia Tech, had a career day against New Hampshire, rushing the most yards (162) with the longest run (75 yards) in his collegiate career. It tied for the 22nd longest rushing play in CU history (the eighth play of 75 yards or longer in the MacIntyre Era).

BURNING UP THE CLOCK

In Colorado's **28-21** win over Arizona State, the Buffaloes took over at their own 24-yard line with **7:10** remaining in regulation. CU proceeded to earn four first downs on its next 10 plays, driving to the ASU 25 where three kneeldowns by **QB Steve Montez** ended the game. **TB Travon McMillian** carried seven times for 31 yards and two first downs on the drive, while Montez threw just two passes, both to **WR Laviska Shenault** for 16 yards and two first downs (both on third down plays).

► The **7:10** that Colorado ran out the clock was not only the longest time doing so in the MacIntyre Era it was the longest in CU history that ended a game nursing a one-score lead. It doubled exactly the previous longest time CU held on to the ball to end *any* game under Mac: **3:35** in a 20-10 win over UCLA in Boulder in 2016 (the Buffs earned two first downs on that drive).

► The previous longest time the Buffs held on to the ball to end any game with a one-score lead in its history was on Sept. 23, 1995 in a 29-21 win over Texas A&M, when CU burned the last **4:51** off the clock (one first down). CU's offensive coordinator **Darrin Chiaverini** was a freshman on that team.

► The longest time the Buffs held on to the ball to end a road game under MacIntyre was at UMass in 2014: in a 41-38 win, CU burned **2:55** (one first down).

► In 2011, CU used a 16-play, 85-yard drive that ate up **10:03** on the clock as **QB Tyler Hansen's** 2-yard touchdown run gave CU a 28-14 lead with 1:15 remaining. That is the most time for any fourth quarter drive in CU history.

► Colorado also protected that one score lead over Arizona State for **15:42**—it was the longest the Buffaloes had to protect a one-score lead (where that score was also the final score) since a 17-14 win at Utah in 2011.

AND PROTECTING A ONE-SCORE LEAD

Colorado also protected that one score lead over Arizona State for **15:42**—it was the longest the Buffaloes had to protect a one-score lead (where that score was also the final score) since a 17-14 win at Utah in 2011. Here are the longest times since World War II that CU had to protect a one-score lead:

Date	Opponent	Score	Time Protected	Date	Opponent	Score	Time Protected
Oct. 6, 2018	ARIZONA STATE	W 28-21	15:42	Oct. 17, 1964	at Iowa State	W 14- 7	42:34
Nov. 25, 2011	at Utah	W 17-14	15:54	Sept. 29, 1962	KANSAS STATE	W 6- 0	35:36
Oct. 18, 2008	KANSAS STATE	W 14-13	25:49	Nov. 18, 1961	at Nebraska	W 7- 0	17:31
Oct. 23, 1999	at Iowa State	W 16-12	30:11	Nov. 4, 1961	MISSOURI	W 7- 6	30:35
Nov. 23, 1991	at Iowa State	W 17-14	22:41	Oct. 29, 1960	OKLAHOMA	W 7- 0	35:33
Jan. 1, 1991	a—Notre Dame	W 10- 9	19:26	Nov. 15, 1958	at Utah	W 7- 0	47:13
Nov. 8, 1986	KANSAS	W 17-10	23:47	Oct. 8, 1955	at Oregon	W 13- 6	37:45
Nov. 5, 1977	at Iowa State	W 12- 7	20:00	Nov. 14, 1953	at Nebraska	W 14-10	15:47
Sept. 13, 1975	CALIFORNIA	W 34-27	17:35	Sept. 20, 1952	SAN JOSE STATE	W 20-14	38:31
Nov. 11, 1967	KANSAS	W 12- 8	14:51	Oct. 26, 1946	NEW MEXICO	W 14-13	21:15
Sept. 25, 1965	FRESNO STATE	W 10- 7	37:20	a—Orange Bowl at Miami.			

**TURNOVER FREE**

In 2017, Colorado saw its record run of consecutive quarters played without turning the ball over end at Washington State with a fourth quarter; the streak ended at a school-record **16** straight quarters (**253:52** in total time), and nearly went four straight games without one as there was just 3:20 remaining in the 28-0 loss to WSU when the streak came to a close. Colorado played **17** games out of **74** under Mike MacIntyre without a turnover, easily the highest percentage in any CU head coach's tenure over two years since World War II. Take a look (TFG—turnover free games; TG—total games):

Coach	TFG	(Record)	TG	Pct.	Coach	TFG	(Record)	TG	Pct.	-----two or fewer seasons/interims-----				
Mike MacIntyre	17	(11-6)	74	23.0	Rick Neuheisel	3	(3-0)	47	6.4	Mike Hankwitz	1	(0-1)	1	100.0
Bill McCartney	23	(18-3-2)	153	15.0	Eddie Crowder	6	(5-1)	118	5.1	Jon Embree	5	(1-4)	25	20.0
Dan Hawkins	8	(3-5)	58	13.8	Dal Ward	5	(2-1-2)	110	4.5	Brian Cabral	1	(1-0)	3	33.3
Gary Barnett	11	(49-38)	87	12.6	Bill Mallory	1	(1-0)	57	1.7	Bud Davis	0	(0-0)	10	0.0
Sonny Grandelius	3	(2-1)	31	9.7	Chuck Fairbanks	0	(0-0)	33	0.0	Jim Yeager	0	(0-0)	19	0.0


- Colorado has played four turnover-free games this season (at Nebraska, vs. UCLA, vs. Arizona State, vs. Oregon State), tying the season record.
- **Wow:** The Buffaloes committed eight turnovers in the first four games in 2017, but had just eight over the next nine contests (**814** touches) until committing three against Washington State; so including the first nine games this year (**822** touches), CU had just 14 turnovers in that 17-game span (**1,548** touches).
- Colorado also played four turnover-free games in 2017, tying the school record previously accomplished in 1989, 1993, 2006 and 2011. It nearly had a fifth—an interception on a Hail Mary as time ran out at Arizona State was the lone turnover of that game.
- Post-World War II (dating back to 1946), Colorado has played **84** turnover-free games, owning a record of **55-25-4** in those games (**2-1** in bowls).
- Colorado has now played at least three turnover-free games the last four seasons (2015-18), easily the longest streak in school history; the **13** games without a turnover over the last three-plus seasons are the most in any four-year span in school history, besting **11** mistake free games from 1987-90.
- Colorado has now had at least one turnover-free game for nine straight seasons (2010-18, **25** total), tied for the second-longest run in school annals: the Buffs had at least one for 10 straight years (1998-2007, **19** total) and for nine consecutive seasons (1987-95, **22** total).

LANDMAN TIES TACKLE MARK IN FIRST CAREER START

Sophomore **ILB Nate Landman** came on at the end of last season, and it carried through to the '18 opener against Colorado State. In 53 snaps from scrimmage (ironically his jersey number), he was in on 14 tackles (four solo), with a lot of garnish: two third down stops, a tackle for zero, a pass broken up and a tackle for loss along with his first career interception. In the process, he tied the school record for the most tackles in a first career start, and also earned the Pac-12 Conference's Defensive Player of the Week honor. He joins **QB Steven Montez** as the only Buffaloes to earn Pac-12 player of the week honors in their first career start; Montez claimed the offensive honor in a win at Oregon in 2016. Otherwise, you have to go back to 2003, when **QB Joel Klatt** won the Big 12's offensive honor for a monster game he had in a win over Colorado State.

MOST TACKLES / FIRST CAREER START ON DEFENSE

Total	(UT,AT)	Player	Opponent	Date
14	(7, 7)	Addison Gillam	Colorado State (Denver)	Sept. 1, 2013
14	(14, 0)	Ryan Moeller	Colorado State (Denver)	Nov. 22, 2014
14	(11, 3)	Grant Watanabe	ARIZONA	Oct. 17, 2015
14	(4,10)	Nate Landman	Colorado State (Denver)	Aug. 31, 2018
13	(9, 4)	Jordan Dizon	Washington State (Seattle)	Sept. 11, 2004

**WINFREE FINALLY HEALTHY**

WR Juwann Winfree, who transferred to CU in 2016 from Maryland via Coffeyville Community College, had his breakout game against USC in November 2017 (the 11th game of the year). When starter **WR Shay Fields** went out early with a concussion, he caught five balls for 163 yards and two touchdowns, his first score covering **79** yards pulling the Buffs to 27-7 and the second (**57** yards) accounting for the final points of the game in CU's 38-24 setback to the No. 15 Trojans. It all set the stage for a big senior year, but injuries during camp and an ankle injury at Nebraska sidelined him for four full games (he was hit well out of bounds in Lincoln). He finally returned to the lineup at Washington (targeted one time), and has since figured much more into things starting with the Oregon State game (four grabs for 54 yards).

- ▶ Since he returned to the lineup, he has caught **19** passes for **270** yards, or **14.2** per catch.
- ▶ He caught eight passes for 101 yards (and five first downs) at Arizona, his second career 100-yard game.
- ▶ The USC game was the first 100-yard game of his CU career, as well as his first CU touchdowns (coming into the game, he had 12 catches for 109 yards, and in his one season at Maryland, he caught 11 balls for 158 yards and two touchdowns in 2014).
- ▶ His 79-yard touchdown that put CU on the board was the longest play from scrimmage this season, as well as the longest from scrimmage since the 2013 season opener, when Paul Richardson caught an 82-yard TD pass from Connor Wood against Colorado State.
- ▶ The 163 yards were the 20th-most (at the time) in a single game in Colorado history, as well as the most by a player on the team since Fields had 168 against Arizona in 2015; Winfree was the 53rd player in CU history to record a 100-yard receiving game (**Laviska Shenault** and **K.D. Nixon** have since become the 54th and 55th).
- ▶ Of the 37 games in school history where players had 150 or more receiving yards, his 32.6 average per catch is the fourth-best, and the highest in 14 years (Derek McCoy caught four passes for 192 yards and two scores, averaging 48.0 yards against CSU in 2003 ... also the highest average among those 37).
- ▶ His 163 receiving yards tied for the seventh-most yards put up by any Pac-12 receiver in 2017, with the 32.6 average the highest yard per catch average by any league player in 2017 with a minimum of five receptions. It was also the sixth highest average posted by any FBS player with a minimum of five catches.

DID YOU KNOW? Colorado is one of six teams in the FBS to have two receivers score touchdowns (**K.D. Nixon** and **Laviska Shenault**). Baylor, Coastal Carolina, Michigan State, Purdue and Wisconsin have also had two pass catchers run balls in for scores.)



2018 SENIORS (19)

No.	Player	Pos.	Ht.	Wt.	Cl.	Exp.	Hometown (High School/Previous College)	Major (Minor)
97	BANDI, Mo	DT	6- 5	270	Sr.	VR	Longmont, Colo. (Niwot)	Neuroscience & MCD Biology
33	EDWARDS, Javier	DT	6- 3	335	Sr.	1L	Houston, Texas (Aldine Davis/Blinn College)	Ethnic Studies
17	*ENTO, Kabion	WR	6- 3	190	Sr.	1L	Pine Bluff, Ark. (Dollarway/East Central [Miss.] CC)	Sociology (Ethnic Studies)
21	*EVANS, Kyle	TB	5- 7	175	Sr.	3L	San Jose, Calif. (Archbishop Mitty)	International Affairs (Business, Leadership Studies)
7	FISHER, Nick	S	6- 0	190	Sr.	3L	Temecula, Calif. (Great Oak)	Strategic Communication (Leadership Studies, Ethnic Studies)
56	*FRANKE, Jase	DT	6- 3	280	Sr.	3L	Camarillo, Calif. (St. Bonaventure)	Economics & Political Science
32	*GAMBOA, Rick	ILB	6- 0	240	Sr.	3L	Sylmar, Calif. (Chaminade College Prep)	Strategic Communication (Sociology)
75	*KAISER, Josh	OT	6- 5	300	Sr.	3L	Mission Viejo, Calif. (Mission Viejo)	Sociology (Communication, Ethnic Studies)
92	*LANDWEHR, Bailey	P	5-10	170	Sr.	TR	Kersey, Colo. (Platte Valley/Northern Colorado	Economics
1	*LEE, Donovan	TB	5- 9	185	Sr.	3L	West Hills, Calif. (Chaminade College Prep)	Ethnic Studies & Sociology
20	*LEWIS, Drew	ILB	6- 2	225	Sr.	2L	Sammamish, Wash. (Eastlake/Washington/Coffeyville)	Communication (Leadership Studies)
14	*MacINTYRE, Jay	WR	5-10	185	Sr.	3L	Boulder, Colo. (Monarch)	Communication (Leadership Studies)
34	*McMILLIAN, Travon	TB	6- 0	210	Sr.	TR	Woodbridge, Va. (C.D. Hylton/Virginia Tech)	#Organizational Leadership
16	MULUMBA, Chris	DE	6- 4	275	Sr.	1L	Helsinki, FINLAND (Mäkelänrinteen Lukio/Diablo Valley College)	Ethnic Studies
39	*SANCHEZ, Jaisen	S	6- 1	200	Sr.	1L	Kapolei, Hawai'i (St. Louis)	Communication & Ethnic Studies
28	*TALLEY, Daniel	S/OLB	6- 2	215	Sr.	2L	Aurora, Colo. (Regis/CSU-Pueblo)	Psychology
21	TREGO, Kyle	S	6- 0	195	Sr.	2L	Discovery Bay, Calif. (Liberty/Diablo Valley College)	Sociology
9	*WINFREE, Juwann	WR	6- 3	210	Sr.	1L	Englewood, N.J. (Dwight Morrow/Maryland/Coffeyville)	Sociology
6	*WORTHINGTON, Evan	S	6- 2	205	Sr.	3L	Aurora, Colo. (Cherokee Trail)	Sociology

Redshirting due to injury:

89 KINNEY, Alex P 6- 1 205 Sr. 3L Fort Collins, Colo. (Rocky Mountain) ^ Environmental Studies & Business Management
 (*—fifth-year senior; #—master's program; ^—will actually earn two degrees from two different schools, Arts & Sciences and Business)

GRADUATES: At present, just one player on the roster has earned his undergraduate degree, and that's Virginia Tech transfer **TB Travon McMillian** (Business/Finance).

GRADUATION REVIEW

(Through August 2018) Over the last 17 years, Colorado has had **310** of its **341** seniors graduate, or translating to **90.9** percent in this time frame (including 21 of the 24 seniors in 2017); these are the 2001-2017 senior classes, including those players who received medicals. Over the last 10 years, 195 of the last 211 have graduated (**92.4%**), with eight of those 16 playing in the NFL and haven't yet been able to complete their requirements. NCAA numbers will not match these (it doesn't allow a school to count transfers who graduate, but it does count against a school if it had a player transfer; it also does not count walk-ons). It's one of the reasons the numbers are skewed to be lower than they really are, especially at tougher academic schools like Colorado and its Pac-12 brethren. **TEAM GRADE POINT AVERAGE:** The team's **2.61** cumulative grade point average through the Spring 2018 semester is its third highest on record (data collected since 1996); the team had its best spring semester in three years at **2.63**.

CAPTAINS

The players elected their 2018 team captains on July 18, and after the final votes were tallied, seven players earned the title of captain for the upcoming season. Six are seniors, including inside linebacker **Rick Gamboa**, who was also a captain last year and thus becomes the 14th player in school history to be named a captain twice. He is joined by receivers **Kabion Ento**, **Jay MacIntyre** and **Juwann Winfree**, safety **Nick Fisher** and punter **Alex Kinney**. The seventh player elected was junior offensive tackle **Aaron Haigler**.

"I'm excited about the guys who they elected to be the captains for the 2018 Buffaloes," CU head coach **Mike MacIntyre** said. "Their teammates did a great job in picking them out. This is something the players have always taken seriously, and this year they deliberated for 45 minutes. I actually told them four-to-six captains is an optimum number, and they asked if we could have seven, which is fine since they felt that strongly about this group. They're going to do a great job and I'm really pleased with the players that they elected."

The process has been the same in MacIntyre's six-year tenure at CU: he explains in advance to the team what the desired criteria is for someone to be nominated for a team captain. The players then have a few days to consider who they want to nominate, and then in a full team meeting amongst themselves with no coaches present, they nominate and then visually vote on which teammates will be named a captain. Some notes on each of this year's selections:

- ♦ **Gamboa** enters his senior year 19th on CU's all-time tackles list with 292 (145 solo); only 15 players in school history have recorded 300, and just five have been in on 400, both figures within his grasp. He is the sixth player under MacIntyre to be elected a captain at least twice, joining quarterback **Sefo Liufau** and tailback **Phillip Lindsay** (each three times), along with linebackers **Addison Gillam** and **Kenneth Olugbode** and receiver **Nelson Spruce**.
- ♦ **Ento** redshirted in 2017 but as a junior, averaged 21.8 yards per his eight receptions, which included two touchdowns. He, along with Winfree, are the first junior college transfers to be named a captain since **QB Mike Moschetti** in 1999 (others were **S Mike McCoy** in 1975, **DT George Smith** in 1984 and **SS Bruce Young** in 1989);
- ♦ **Fisher**, who is very active and desires to be a leader in the community, recorded the 11th 100-yard play in school history last fall when he returned an interception 100 yards for a touchdown against California (if scored like as in the NFL, it covered 109 yards);
- ♦ **Haigler** has appeared in 24 career games, including 16 starts; his selection marks the ninth straight year that the captains have included an offensive lineman. Those include four players currently in the NFL: **Nate Solder** (2010), **David Bakhtiari** (2011), **Daniel Munyer** (2014) and **Stephane Nembot** (2015).
- ♦ **Kinney**, a likely candidate for the Ray Guy Award as the nation's best punter, is coming off a great junior season with a 43.8 average and a record 28 punts inside-the-20; the first punter to be named a CU captain since All-American **Barry Helton** in 1987, he had the best average in the nation last year over the final five weeks of the regular season (49.3);
- ♦ **MacIntyre**, recovered from a foot injury that sidelined him in the spring, is currently 36th in all-time receptions (66) and 37th in yards (870); he's looking to join the 17 players in CU history with 100 catches and the 28 with 1,000 yards;
- ♦ **Winfree** overcame a season-ending knee injury in 2016 to make 21 receptions last year, with his top game against USC when he caught five passes for 163 yards and two scores. Against the Trojans, his TD catches covered 79 and 57 yards, the eighth time in school history had two receptions in the same game over 50 yards, and just the third time they were for touchdowns.

**BALL SECURITY UNDER MAC**

The Buffaloes had nothing short of incredible ball security in the Mike MacIntyre Era, including CU's all-time low of 12 in the 2014 season. In **74** games under MacIntyre, CU has not had any fumbles in **26** games, has not lost a fumble in **35** of those 71 and had just one in **21** other games (meaning more than one only 27 times); that's just **102** total fumbles. In the six seasons, the tailbacks have been exceptionally good: they total just **19** fumbles in **2,086** attempts, or one every **109.8** carries (they didn't have a fumble among them in Mac's first year until the ninth game of the season—254 attempts).

- **Career counts of current Buffaloes:** **Kyle Evans** one in 171 (160 rushes), **Travon McMillian** two in 190 (180 rushes); **Beau Bisharat** one in 58 (56 rushes), **Alex Fontenot** one in 11 (all rushes).
- **Phillip Lindsay** had no fumbles in 2017 in **324** touches (301 rushes, 23 receptions); he's now a rookie with the Denver Broncos.
- In six seasons under MacIntyre, the Buffs had just the **102** fumbles in **6,696** touches, or one for every **65.6** plays (this year: 20 in **972** touches: 796 offensive plays, 111 special team snaps, 62 returns, 2 two-point conversion tries). And of those **102** fumbles, the Buffs have lost just **43**.

MAC'S LONG DRIVES

Under Mike MacIntyre, the Buffaloes occasionally had a pension for long drives with **47** of 80 yards or longer (**7** of 90 or longer, *three in 2017, see below*), drives with 15 or more plays (**11**), and a handful (**11**) that have consumed six or more minutes. In 14 games last year, Colorado had 11 scoring drives over 80 yards (long of 87 twice, both engineered by Steven Montez in the Oregon and Oregon State games), and have nine this year (a long of 89 in nine plays at Arizona).

- ▶ In 2018, Colorado has nine drives of 80 yards or longer, including two of that distance against Colorado State, UCLA and Arizona State.

LONGEST DRIVES / MIKE MACINTYRE ERA

Date	Opponent	Plays	Yards	Time	Result	How	Quarterback
9/13/14	ARIZONA STATE	7	99	2:15	TD	Spruce 31 pass from Liufau	Liufau
9/09/17	TEXAS STATE	9	96	2:44	TD	Montez 2 run	Montez
10/28/17	CALIFORNIA	6	96	2:57	TD	Fields 65 pass from Montez	Montez
9/01/17	Colorado State	6	94	1:30	TD	Lindsay 45 run	Montez
9/12/15	MASSACHUSETTS	14	91	7:24	TD	Liufau 7 run	Liufau
10/18/14	at Southern California	13	91	4:15	TD	Gehrke 9 run	Gehrke

100+ RETURN YARDS NOT THAT COMMON

Often lost in all the conversation about total offense and defense are return yards – but they often swing a game. IN 2017, CU owned a **396-234** edge, and had two games with 100-plus return yards (116-9 versus Texas State and 126-5 against Cal). CU's had just five games since 2002 with over 100 returns yards in a game (and have had two in the same season since 2002; the last time with three was 2001). Last year, CU had **175** against UCLA in its 20-10 win, and they played a huge role, accounting for one touchdown via punt return and setting up CU's lone offensive score via an interception return. It was the most return yards by the Buffs since Oct. 26, 2002, when they had **183** in a 37-13 win over Texas Tech (125 interception, 44 punt, 14 fumble). The other two games with 100-plus came in 2008 against Eastern Washington (135) and in 2013 against Central Arkansas (125).

- ▶ For the ultimate example of how rare 100 return yards can be, look no further than CU's game at UCLA last Sept. 30. The Buffs held the edge in return yardage ... **1-0**. There were no punt or fumble returns, no miscellaneous returns, and the only yard game on the lone interception and return of the game. And then against Arizona, the Wildcats had a **6-0** edge (a single punt return). CU had two games with zero return yards, the opponent two as well.

- ▶ In the '18 opener against Colorado State, the Buffaloes owned an **87-0** edge in return yards, most coming on punts (85 yards); those collectively set CU up at their own 28-yard line. Then at Nebraska, the edge was **32-(-2)**.

- ▶ All told, CU has had the advantage in return yards in eight of 11 games this season with an overall edge of **378-180** in yards.

COLORADO NEAR THE TOP IN ALL-TIME 1,000-YARD / 2,000-YARD CAREER RUNNERS

In 2015, **Michael Adkins** became the 52nd player in Colorado history rush for 1,000 or more yards in a career and later in the year, **Phillip Lindsay** joined him and became No. 53 to hit the grand mark (and the 19th to hit 2,000 late in his junior year). CU is seventh all-time in known 1,000-yard runners (many schools don't know the number). Oklahoma tops the list with 72, as well the 2K list with 30 (the Buffs are tied for eighth with the most 2,000-yard career runners). The all-time leaders in players who have reached the career 1K and 2K plateaus:

Oklahoma	74/32	LSU	48/16	Penn State	44/19	Wisconsin	41/17	San Diego State	37/14	Tulsa	32/15
Ohio State	69/27	Texas A & M	47/20	Auburn	43/17	North Carolina	41/13	Mississippi	37/13	Western Michigan	--/15
Nebraska	64/29	Arkansas	47/18	Georgia Tech	43/13	Virginia Tech	40/19	Baylor	37/11	Utah	--/13
Southern Cal	60/20	Houston	47/15	Minnesota	43/13	Boston College	40/17	Mississippi State	35/11	SMU	21+/12
Alabama	58/19	Iowa	47/15	Air Force	43/10	Illinois	40/16	Wake Forest	34/11		
Army	53/11	Duke	46/ 7	South Carolina	42/16	Indiana	40/13	New Mexico	25+/13		
Colorado	53/19	Mississippi	45/ 8	Florida State	42/15	-----	-----	Bowling Green	37/13		
West Virginia	50/15	Oklahoma State	44/25	Virginia	41/17	Northern Illinois	39/17	Michigan	?/20		
Texas	51/19	Syracuse	43/22	Michigan State	41/16	Florida	37/17	Colorado State	?/16		

In 1989, Colorado had four players on the roster at the same time with at least 1,000 career yards: **TB Eric Bieniemy**, **TB J.J. Flannigan**, **QB Darian Hagan** and **FB Erich Kissick**. Only two other times did the Buffs have three players that had hit that plateau on the same team, in 1993: **FB James Hill**, **TB Rashaan Salaam** and **TB Lamont Warren** and in 2015: **Christian Powell**, **Michael Adkins** and **Phillip Lindsay**.

Goofy Note of the Season. Colorado's starting lineup against Oregon State featured seven consecutive numbers: **3, 4, 5, 6, 7, 8** and **9** (3 & 9 on offense, the others on defense). The last time this likely happened was before World War II, when most jersey numbers were under 50.



COLORADO BY THE NUMBERS IN 2018

- 0** Quarterback sacks allowed versus CSU, just the fourth time in the last 23 season openers the opponent failed to get to the quarterback (2014, 2008, 2004).
- 0-6-2** The Buffs record in Pac-12 road “doubleheaders” (road games in back-to-back weeks: no sweeps, two splits, swept five times); USC-Washington (0-2) in 2018.
- 1-4-2** The Buffs record in Pac-12 home “doubleheaders” (one sweep—WSU and Utah in 2016; two splits, swept thrice); Washington State-Utah (0-2) in 2018.
- 2** The last two consensus national coaches of the year squared off in week 2: CU’s Mike MacIntyre vs. Nebraska’s Scott Frost; CU won in Lincoln, 33-28.
- 2-0** Colorado opened 2-0 for the first time since 1920 without the benefit of one of the wins being at home in Boulder (also in 1900, 1905 and 1908).
- 2-1** Colorado’s record on Fridays in 2018; this was the first time in school history CU played three contests on a Friday;
- 3 x 2** The Buffaloes scored on both the opening possession of the game and the first drive of the second half in each of the first three games (5 TD, 1 FG).
- 3-of-6** Colorado was 3-of-6 on 3rd-&-11 or longer against Nebraska; going in, it was just 18-of-61 under Mike MacIntyre in his five-plus years as head coach.
- 3:24** The average length of CU’s games in 2017 (the quickest—at Washington, **3:01**; the longest—Oregon State, **4:00**);
- 4:00** The length of that Oregon State game tied for the second longest in CU history; trailing 4:01 for a two-OT loss at California in 2014;
- 5-0** Colorado opened 5-0 for the first time since 1998 (and 1994 before that; USC prevented CU from opening 6-0 for the first time since 1994).
- 5:41 (a.m.)** The time the Buffs arrived back in Boulder after the USC game (Oct. 13-14), which kicked off at 8:45 p.m. MDT;
- 8** The number of true freshmen the Buffs have played in 2017 (**3** offense/**3** defense; **2** specialists);
- 9.17** Colorado’s average per play on offense against Colorado State, the first time CU averaged over eight yards per play since 2013 (8.0 versus FCS Charleston Southern). Also the first time against an FBS foe since 2004 (8.14 vs. North Texas), and the first time over nine per play since 1999 (9.24 vs. San Jose State).
- 11** The number of possessions the opponent has started in CU territory this year (out of **133**; just five of those have led to scores, 3 TDs/2 FGs).
- 11-of-11** Colorado has completed its last 11 passes when it throws on its first play of the year (dating back to 1969; the 11 have gained **154** yards).
- 15-23** Colorado’s all-time record in regular season games played on Friday (**2-1** this season);
- 16-5** Colorado’s non-conference record over the last four seasons under Mike MacIntyre (includes Pac-12 title game and Alamo Bowl; **16-3** regular season);
- 19** The number of fumbles by CU tailbacks (on offense) in **74** games under Mike MacIntyre (**2,086** carries; **3** this year in **277**; **4** in the last **615**);
- 24** The number of players making their first starts in a CU uniform in 2018;
- 24.3** The opponents’ third down conversion percentage on 3rd-&-8 or longer (**18-of-74**);
- 26** The number of different NFL teams that have scouted the Buffaloes on game days this season;
- 29-of-37** The number of coin tosses CU has won dating back to the ‘16 opener (CU was 13-of-14 in ‘16; **46-of-74** in the MacIntyre Era);
- 30** The number of Colorado games played in less than three hours since 1990 (out of **353** games; none yet this year; last: 2:57 versus Washington in 2017);
- 35-1-1** Colorado’s all-time record when rushing for 300-plus yards in a game (had **311** against New Hampshire on Sept. 15).
- 36.0** The third down efficiency of opponents against Colorado in the state’s borders since the ‘09 opener (**364-of-1,010**).
- 37.6** The opponents’ combined percentage on third down inside-the-CU 20 (**96-of-255**) in the last 112 games (dating to 2008; **9-of-21** this year);
- 43** The number of games between CU’s last overtime contest (Sept. 19, 2015: CU 27, Colorado State 24) and this year’s (Oregon State);
- 45** The number of players making their debut in CU uniform this season;
- 45-14** The final score of the New Hampshire game, a fairly common score, was the first (win or lose) in the first 1,241 games in CU football history;
- 52** The number of Buffaloes who have scored 100 or more career points (**PK James Stefanou** joined the list this season);
- 52nd** The number season of CU’s live buffalo mascot “Ralphie” leading the team out on the field;
- 53** The number of Buffaloes who have 1,000 or more career rushing yards; will **TB Travon McMillian** make it 54?
- 60.5** The average temperature at kickoff for CU’s 11 games in 2018 (warmest: **90** for New Hampshire in Boulder; coldest: **28** for Utah in Boulder);
- 61.0** The opponents’ TD percentage on drives inside-the-20 (red zone) against CU during the MacIntyre Era (**169** TDs/**277** trips; **69** field goals, **39** non-scores);
- 65.6** The average number of plays (plays, kicks, returns) per fumble in the MacIntyre Era at Colorado (**102** fumbles, **6,696** touches);
- 66.3** Colorado’s third down efficiency on 3rd-&-4 or less the last three seasons (**128-of-193**; 26-of-46 this season);
- 92** The number of consecutive PAT kicks CU has made (**3** by Chris Graham, **16** by Davis Price, **63** by James Stefanou, **5** by Evan Price, **5** by Tyler Francis);
- 250th** The UCLA game was the 250th CU game assistant coach Darian Hagan was associated with (player/staff member/assistant coach);
- 264** The number of trips into the red zone by CU under **Mike MacIntyre** (**221** scores, or **83.7** percent: **153** touchdowns, **68** field goals);
- 315** The number of all-time wins Colorado has recorded at Folsom Field since it opened on Oct. 11, 1924 (**407** overall at all home venues).
- 468** The total offense that **QB Steven Montez** amassed in his first career start at Oregon in 2016 (**333** passing, **135** rushing and accounting for **4** TDs).
- 705** The number of all-time wins by Colorado, as the Buffaloes became the 25th school to win 700 games.

PRICE MADE MARK AS A FROSH

PK Davis Price joined the team as a recruited walk-on in June 2016, and wound up seeing action as a true freshman due to a season-ending injury in the Michigan game to **Diego Gonzalez**. He was first pressed into service as the kickoff specialist at Oregon in game four, and the next week, he was promoted into the first-team role the next week for Oregon State. He responded by making all five of his extra point tries and both of his field goals, including a 54-yard boot on his first try, the CU record for both the longest made by a freshman and the longest first-career make. He was recognized for his performance as the Pac-12’s Special Teams Player of the Week; the 54-yarder was the longest by a freshman in the NCAA in 2016 and tied for the fourth-longest overall.

Longest Field Goals By A Freshman In The NCAA / 2016

- 54** **Davis Price, Colorado (Oct. 1 vs. Oregon State)**
- 53** Matt Ammendola, Oklahoma State (Sept. 10 vs. Central Michigan)
- 53** Logan Tyler, Florida State (Nov. 11 vs. Boston College)
- No others over 50 yards

Longest Field Goals / Colorado Freshmen

- 54** **Davis Price, vs. Oregon State in Boulder, Oct. 1, 2016**
- 53** **James Stefanou vs. Arizona State at Tempe, Nov. 4, 2017**
- 52** Will Oliver, vs. California in Boulder, Sept. 11, 2011
- 51** Tom Field, vs. Oregon in Boulder, Sept. 8, 1979
- 50** Tom Field, vs. Oklahoma State in Boulder, Nov. 10, 1979
- 49** **James Stefanou vs. Washington in Boulder, Sept. 23, 2017**

► **A FIRST?** It was for sure for CU: United Airlines provides the team charter for CU’s travel, and for the 2016 USC trip, the pilot was **Doug Price** — Davis’ father. A CU graduate himself, he is an Air Force Veteran who has been flying for United for 22 years; he normally flies military charters bringing troops back home from overseas.

► **THE SECOND.** He piloted CU’s charter to and from Seattle for the Washington game this season, and it was extra special as his sons handled all the kicking chores in the game: Davis the punting and kickoff duties, and freshman Evan the placekicking (he made good on all three kicks, two field goals and a PAT). It was Evan’s first game as he replaced an injured James Stefanou on the trip.



2018 PARTICIPATION CHART

The participation chart for the 2018 Colorado Buffaloes; KEY: **S**—started; **✓**—played; **DNP**—dressed, but did not play; **INJ**—injured/illness; **SSP**—suspended; (—) —denotes did not dress; **●**—saw first action as a Buffalo in 2018:

Player	CSU	NU	UNH	Ucla	ASU	USC	UW	OSU	UAWSU	UU	CAL
● ABRAMS	S	S	S	S	S	S	INJ	✓	S	S	INJ
● ANTWINE	S	S	S	S	S	S	S	S	S	✓	S
● ARIAS	✓	✓	✓	✓	✓	✓	✓	✓	✓	✓	✓
BACA	—	—	—	—	—	—	—	—	—	—	DNP
BALE	✓	✓	✓	✓	✓	✓	✓	✓	✓	✓	✓
● BANDI	✓	—	—	DNP	—	—	—	—	—	—	DNP
● BELL	✓	DNP	✓	DNP	DNP	DNP	✓	DNP	DNP	DNP	✓
BISHARAT	✓	✓	✓	✓	✓	✓	✓	✓	✓	INJ	INJ
● BLACKMON, M.	✓	✓	✓	✓	—	—	—	DNP	S	S	✓
BLACKMON, R.	✓	✓	✓	✓	✓	✓	✓	✓	✓	✓	✓
BOUNDS	✓	✓	S	S	✓	✓	S	—	—	—	—
BROUSSARD	INJ	INJ	INJ	DNP	—	—	—	—	—	—	DNP
● BROWN	✓	✓	S	S	S	S	S	S	✓	✓	✓
CALLIER	S	✓	✓	S	INJ	INJ	INJ	INJ	INJ	INJ	INJ
● CHIAVERINI	✓	—	—	DNP	DNP	DNP	—	DNP	—	DNP	—
● COLEMAN	✓	—	DNP	—	—	—	—	DNP	—	—	DNP
COLODNY	—	—	—	—	DNP	—	—	—	—	—	—
COOPER	✓	✓	✓	✓	✓	✓	✓	✓	INJ	INJ	INJ
DEITCHMAN	—	—	—	—	DNP	—	—	DNP	—	—	—
● EDRIAGE	DNP	—	—	—	—	DNP	DNP	DNP	DNP	✓	✓
EDWARDS	S	S	S	S	S	S	S	S	S	S	S
● EGERS	DNP	—	—	—	—	—	—	—	—	—	INJ
ENTO	✓	✓	✓	✓	✓	✓	✓	✓	✓	✓	S
EVANS	S	S	S	✓	✓	✓	✓	✓	S	✓	✓
FALO	✓	✓	✓	✓	✓	✓	✓	✓	✓	✓	✓
● FILLIP	✓	DNP	✓	✓	✓	✓	✓	S	S	INJ	INJ
FINAU	INJ	INJ	INJ	INJ	—	—	—	DNP	—	DNP	—
FISHER	S	S	S	S	S	S	S	S	S	S	S
● FONTENOT	✓	✓	✓	✓	✓	✓	✓	✓	✓	✓	✓
FOULK	DNP	—	—	—	—	—	—	—	—	—	—
● FRANCIS	—	—	—	—	—	—	DNP	✓	✓	DNP	✓
FRANKE	✓	✓	✓	✓	✓	✓	INJ	INJ	INJ	INJ	INJ
GAMBOA	S	S	S	S	S	S	S	S	S	S	S
● GEORGE	✓	✓	✓	✓	✓	✓	✓	✓	✓	INJ	INJ
● GOLDIN	DNP	✓	✓	✓	✓	✓	✓	✓	✓	✓	DNP
GROTH	DNP	—	—	—	—	—	—	—	—	—	—
HAIGLER	S	S	S	S	S	S	✓	S	S	S	S
HUDSON	✓	DNP	DNP	DNP	✓	—	—	DNP	—	—	—
HUGHES-FORD	DNP	—	DNP	—	—	—	—	—	—	—	—
● HYPOLITE	✓	✓	✓	✓	✓	✓	✓	✓	✓	✓	✓
● JACKSON	INJ	INJ	INJ	DNP	DNP	✓	DNP	DNP	✓	✓	✓
JOHNSON, D.	DNP	—	—	—	—	—	—	—	—	—	DNP
● JOHNSON, M.	S	S	S	S	S	S	S	S	S	S	S
JONES, A.	✓	INJ	INJ	DNP	DNP	DNP	DNP	✓	✓	✓	✓
● JONES, D.	✓	DNP	✓	DNP	✓	DNP	DNP	✓	✓	DNP	✓
JYNES	—	—	DNP	—	—	—	—	—	—	—	—
KAISER	S	S	S	S	S	S	S	✓	✓	S	S
KEITER	DNP	—	—	—	—	—	—	—	—	—	DNP
KINNEY	✓	✓	INJ	INJ	INJ	INJ	INJ	INJ	INJ	INJ	✓
● KUTSCH	✓	✓	✓	✓	✓	✓	✓	✓	✓	✓	✓
LANDMAN	S	S	S	S	S	S	S	S	S	S	S
LANDWEHR	—	—	DNP	DNP	DNP	DNP	DNP	DNP	DNP	DNP	DNP
● LANG	✓	✓	✓	✓	✓	✓	DNP	✓	✓	S	✓
● LAWSON	✓	—	✓	—	—	—	DNP	—	DNP	—	—
LEE	✓	DNP	✓	DNP	DNP	DNP	DNP	✓	DNP	✓	✓
LEWIS, D.	✓	S	S	✓	✓	S	✓	S	S	S	✓
● LEWIS, I.	✓	✓	✓	✓	✓	DNP	DNP	✓	✓	✓	✓

Player	CSU	NU	UNH	Ucla	ASU	USC	UW	OSU	UAWSU	UU	CAL
LUKELA	DNP	—	—	—	—	—	—	—	—	—	—
LYNCH	—	—	—	—	—	—	—	—	—	—	—
LYNOTT, Jr.	S	S	S	✓	✓	✓	S	S	S	S	S
● LYTLE, C.	DNP	DNP	✓	✓	✓	INJ	INJ	INJ	INJ	INJ	INJ
● LYTLE, T.	✓	DNP	✓	✓	DNP	DNP	DNP	DNP	DNP	DNP	✓
MacINTYRE	S	S	S	S	S	S	INJ	S	✓	INJ	S
● MADDOX	✓	✓	✓	✓	✓	✓	✓	✓	✓	✓	✓
● MAGRI	✓	DNP	✓	✓	✓	✓	✓	✓	✓	✓	✓
MARTINEZ	—	—	—	—	DNP	—	—	—	—	—	—
● McMILLIAN	✓	✓	✓	✓	S	S	S	S	S	S	S
MILLER, B.	DNP	—	—	DNP	—	—	—	—	—	DNP	INJ
● MILLER, C.	DNP	✓	✓	✓	✓	✓	S	INJ	INJ	INJ	INJ
MONTEZ	S	S	S	S	S	S	S	S	S	S	S
● MORETTI	✓	✓	S	DNP	DNP	✓	DNP	DNP	S	DNP	✓
MULUMBA	✓	✓	✓	✓	✓	✓	✓	✓	✓	✓	✓
● NEWMAN	✓	✓	✓	✓	✓	DNP	DNP	✓	✓	DNP	DNP
NIXON	S	S	S	✓	S	S	S	S	S	INJ	✓
NOYER	✓	DNP	✓	DNP	DNP	DNP	DNP	DNP	✓	✓	✓
● PAIGE	✓	DNP	✓	DNP	DNP	—	—	DNP	—	DNP	DNP
PRICE, D.	✓	✓	✓	✓	✓	✓	✓	✓	✓	✓	✓
● PRICE, E.	DNP	DNP	DNP	DNP	DNP	—	✓	✓	ILL	ILL	ILL
● PURSELL	S	S	S	S	S	S	S	S	S	S	S
RAKESTRAW	✓	✓	✓	✓	✓	✓	✓	✓	S	S	✓
ROBERTS	✓	✓	—	—	—	—	—	—	—	—	—
ROBINSON	DNP	—	—	—	—	—	DNP	DNP	—	—	—
RODDICK	INJ	INJ	INJ	INJ	DNP	—	DNP	DNP	DNP	DNP	DNP
● RUSSELL	✓	✓	✓	✓	✓	✓	✓	✓	S	S	✓
SANDERS	DNP	—	✓	DNP	DNP	—	—	INJ	INJ	INJ	INJ
SCHMANSKI	—	—	—	—	—	—	—	—	DNP	—	—
SHENAULT	S	S	✓	S	S	S	INJ	INJ	INJ	S	S
● SHERMAN	✓	✓	✓	S	S	S	S	S	S	S	S
● SHUTACK	DNP	✓	✓	DNP	DNP	DNP	DNP	DNP	DNP	DNP	DNP
SMITH	—	—	DNP	—	DNP	—	—	—	—	DNP	—
● STANLEY	✓	DNP	DNP	DNP	—	—	S	DNP	DNP	S	DNP
STEFANOU	✓	✓	✓	✓	✓	✓	✓	✓	INJ	INJ	INJ
STENSTROM	DNP	DNP	DNP	DNP	DNP	DNP	DNP	DNP	DNP	DNP	DNP
TALLEY	✓	✓	✓	✓	✓	✓	✓	✓	✓	✓	✓
● TAYLOR	✓	S	S	✓	S	S	S	S	S	S	S
● TCHANGAM	✓	DNP	✓	✓	✓	✓	✓	✓	✓	DNP	DNP
THOMAS	—	—	—	—	INJ	INJ	INJ	INJ	INJ	INJ	INJ
TONZ	S	S	INJ	S	S	S	S	DNP	✓	DNP	✓
TOWNSEND	—	—	—	—	DNP	—	—	—	—	—	—
TREGO	✓	✓	✓	✓	✓	✓	✓	✓	✓	✓	S
TUJLOMA	✓	✓	✓	✓	✓	✓	✓	✓	✓	✓	✓
UDOFFIA	✓	✓	✓	✓	DNP	✓	S	S	✓	✓	S
● VAN DIEST	✓	DNP	✓	DNP	DNP	DNP	DNP	✓	✓	✓	✓
VAUGHN	✓	✓	✓	✓	✓	✓	✓	✓	✓	✓	✓
● WALLACE	—	—	DNP	—	—	—	DNP	✓	INJ	INJ	INJ
● WELLS	S	✓	✓	S	S	S	✓	S	✓	✓	S
WIGLEY	S	S	S	S	S	✓	✓	S	✓	✓	S
WINFREE	S	S	INJ	INJ	INJ	INJ	✓	S	✓	S	S
WORTHINGTON	S	S	S	S	S	S	S	S	INJ	INJ	INJ
● YURACHEK	—	—	✓	—	—	—	—	—	—	—	—
DRESSED	92	76	84	81	81	70	69	80	70	75	73
PLAYED	75	60	74	61	59	57	52	57	60	51	57

Inactive (2018): Appleton, Gutierrez, Loy, I. Miller, Poplawski, Ray, Sanchez, Stoltzberg.

EXPERIENCE ANALYSIS

A look at annual fluctuations in the percentage of upperclassmen starting games over the last decade or so at Colorado; in 2012, the Buffaloes started its fewest seniors believed ever (17.8%) and a record number of freshmen (28.0%; 21.6% true frosh). A year-by-year glance at starts by class since 1999:

Season	G	SR	JR	SO	FR	(RS-True)	UpperCl%	Fr-Pct.
1999	12	115	42	86	21	(20- 1)	59.5	8.0
2000	11	55	116	38	33	(15-18)	70.7	13.6
2001	13	102	95	83	7	(0- 7)	68.9	2.4
2002	14	155	130	14	9	(0- 9)	92.5	2.9
2003	12	105	49	78	32	(14-18)	58.3	12.1
2004	13	72	103	100	11	(0-11)	61.2	3.8
2005	13	116	112	48	10	(4- 6)	79.7	3.5
2006	12	92	84	71	17	(11- 6)	66.7	6.4
2007	13	89	106	38	53	(29-24)	68.2	18.5
2008	12	106	54	63	41	(24-17)	60.6	15.5

Season	G	SR	JR	SO	FR	(RS-True)	UpperCl%	Fr-Pct.
2009	12	57	90	89	28	(24- 4)	55.7	10.6
2010	12	82	111	37	34	(22-12)	73.1	12.9
2011	13	141	55	57	33	(10-23)	68.5	11.5
2012	12	47	84	59	74	(17-57)	49.6	28.0
2013	12	70	92	69	33	(2-31)	61.4	12.5
2014	12	83	50	96	35	(18-17)	50.4	13.3
2015	13	59	110	86	31	(25- 6)	59.1	11.7
2016	14	141	116	27	24	(24- 0)	83.4	7.8
2017	12	127	85	45	7	(7- 0)	80.3	2.7
2018	11	83	61	55	43	(29-14)	59.5	17.8

**HEAD COACH MIKE MacINTYRE**

Mike MacIntyre coached six seasons as the head coach of the University of Colorado football program, and nine overall as a collegiate head coach before he was relieved of his duties on Nov. 17; he had a **30-44** record at Colorado and is **46-65** as a head coach in NCAA Division I (FBS). The 25th full-time head coach in CU history (27th overall) brought an impressive pedigree with him to Boulder, resuscitating a San Jose State Spartan team from a 1-12 record in 2010 to one that finished 11-2 in 2012 and was nationally ranked. Now a veteran coach of 28 seasons, MacIntyre arrived at San Jose State after two years as the defensive coordinator at Duke University, where he was reunited with head coach **David Cutcliffe** from earlier in his coaching days. Those Blue Devil defenses were among Duke's best statistically over a 20-year span, and in 2009, Duke's five wins were the most in a season by the Blue Devils since 1994. The American Football Coaches Association (AFCA) named him its 2009 FBS Assistant Coach of the Year. Another one of his mentors was the legendary and now Pro Football Hall of Fame coach **Bill Parcells**, and of course, his late father, **George MacIntyre**, coached at Vanderbilt (the 1982 national coach of the year).



	Overall	Home	Road	Neutral	2nd Half	Ranked	Unranked	Non-league	League	Bowls
MacIntyre at Colorado	30-44	18-18	7-23	5- 3	10-28	2-20	28-24	16- 5	14-39	0- 1
MacIntyre / Career	46-65	27-26	14-36	5- 3	19-37	2-27	44-38	24-13	22-52	0- 1

COLORADO STREAKS: 2-game plus wins, 2-game plus losses: **7, 10**. 3-game plus wins, 3-game plus losses: **4, 9**. 4-game plus wins, 4-game plus losses: **3, 3**. 5-game plus wins, 5-game plus losses: **2, 3**. 6-game plus wins, 6-game plus losses: **1, 2**. Longest winning streak: **6**. Longest losing streak: **9**.

- ◆ MacIntyre, 53, has coached in a total of **367** football games in his career (**111** as a head coach): **208** in NCAA Division I (and another **23** as a grad assistant at Georgia); **82** as a full-time assistant coach in the National Football League; **54** in NCAA Division I-AA (at the time).
- ◆ He became just the second coach at Colorado since 1932 to win his first game at the reins of the Buffaloes (out of 15 coaches), and just the ninth (out of 25) to open with **two** wins. Rick Neuheisel was the last to do both (in 1995). He was the first CU coach (out of seven) in his sixth season to open **4-0**.
- ◆ **MacIntyre On His Roots:** *"I'm the son of a coach. And I received my Ph.D. in coaching from Bill Parcells. I used to sit next to him in staff meetings with the Cowboys. The two most important things I probably learned from him were how to evaluate personnel and how to organize practices."* He says Parcells taught him that quarterbacks learn more in 11-on-11 drills than the standard 7-on-7.
- ◆ He has also been influenced immensely by the late John Wooden (UCLA basketball); he has read all his books numerous times. On his own success: *"It takes a lot of people to be successful, it's never just you. It's everyone around you. The team effort starts before you ever get to the players."*
- ◆ Throughout his coaching career, MacIntyre has crafted an approach to coaching college football that incorporates **"The Four F's"** – Foundation, Family, Future and Football. He believes that if Colorado's student-athletes focus on these 4 F's, it will lead to great things:
Foundation is about becoming a solid person on a daily basis in their daily activities. That includes a commitment to things like self-discipline, perseverance, time management and responsibility;
Family is about being close, caring about each other and being accountable to each other. Cu's players have to fully understand how their actions affect their teammates – on the field and in life. They will understand how their actions represent Colorado and their individual legacies;
Future is about putting the necessary energy into their academics; education is their future. Even if our student-athletes go on to play in the NFL for three-to-five years (the average length of a pro career), they need to have an idea about what they want to be the rest of their lives. Football is what they currently do, it's not who they are. Use football to get an education and a better future;
Football is the final F. MacIntyre believes if they have a good foundation, if they're doing the right things, they care about the guys around them and they're doing well academically and know what their future is, when they come to football practice, they are freed up; they'll play better and won't have a lot of baggage.
- ◆ MacIntyre has coached on both sides of the ball, spending four years at Ole Miss (1999-2002) where he started as the wide receivers coach for two seasons and the defensive secondary coach in his final two years. The Rebels posted a 29-19 record in that time with bowl appearances in the 1999 and 2002 Independence Bowls and the 2000 Music City Bowl. The 2001 Rebels ranked fifth nationally in pass defense, allowing just 161.3 yards per game.
- ◆ **The Coin.** MacIntyre always carries the same commemorative coin in his pocket, one his dad received in 1982 as the Bobby Dodd National Coach of the Year. *"I'm the proud son of George MacIntyre,"* he says in referring to his father coaching the Commodores to an 8-4 record that season.
- ◆ **On players having to be ready at a moment's notice to go into the game:** *"It's the only game in the world where you have 100 guys on the side watching just eleven in the game at any one time. So you're like the dog sitting on the porch. When that rabbit runs by, you've got to be ready to go."*
- ◆ **On playing music at practice:** *"Bill Belichick, Eric Mangini both did it. They believed it enhanced practice in many ways, including maintaining rhythm. It's no different than crowd noise; you're teaching the players to block out distractions, all background noise, yet and at the same time to still hear us."*
- ◆ At Mississippi, among his recruits were quarterback **Eli Manning** and Butkus Award winning linebacker **Patrick Willis**. And along his coaching trail, he has mentored many current and former NFL players including recently retired former Dallas and Cincinnati safety **Roy Williams**, a five-time Pro Bowl player. At Dallas, he also tutored **Terrence Newman**, the former Kansas State cornerback who longtime CU fans certainly remember.
- ◆ Unhappy that he had gained weight since college, slowly adding one or two pounds here and there over the years, he decided to do something about it. In early 2014, he read the book, *Why Diets Fail Us*; he started to eat much healthier, consume one or two nutrition-rich shakes a day (as replacement meals) and increased his workout regimen. The end result was that after six months, he dropped **63** pounds (he now weighs 180, what he did as a collegian).
- ◆ **CONTRACT.** MacIntyre was officially named CU's 25th full-time head coach on Dec. 10, 2012, and signed a 5-year contract worth just over \$2 million overall (\$250,000 base; \$875,000 radio/TV income, \$875,000 sponsorship income), plus various incentives that add to well over \$1 million. He received a one-year extension through 2018 in February 2014, and in January 2017, he signed a new agreement for five years (through 2021) for \$16.25 million (\$3.1 for the 2017 season with modest increases each year).
- ◆ A 1989 graduate of Georgia Tech (Business Management), he lettered twice (1987-88) at free safety/punt returner for coach Bobby Ross. Prior to becoming a Yellow Jacket, MacIntyre played two seasons (1984-85) at Vanderbilt for his father, George, the head coach of the Commodores from 1979-85. The elder MacIntyre was the national coach of the year in 1982 with a win over Alabama on its way to an 8-4 record. He is the first ACC alum to take over the reins of the CU football program.
- ◆ He earned his Master's degree in Education with an emphasis on Sports Management from the University of Georgia in 1991.
- ◆ **MacIntyre** is a voter in the *USA Today*/ESPN Coaches poll for the fourth straight year and fifth time overall; coaches are selected by a random draw (he is one of six Pac-12 voters). CU's head coach voted every season from 1987-2009, and the Buffalo coach has now had a vote for the 29 of the last 32 seasons.

**HEAD COACH MIKE MacINTYRE** continued**Mike MacIntyre Year-By-Year Coaching Record**

Season	School	Overall					Pac-12 Conference					Finish/Conf.
		W	L	Pct.	Pts	Opp	W	L	Pct.	Pts	Opp	
2010	San Jose State	1	12	.077	209	451	0	8	.000	160	295	9th/Western Athletic
2011	San Jose State	5	7	.417	294	364	3	4	.429	193	196	t-4th/Western Athletic
2012	San Jose State	10	2	.833	423	257	5	1	.833	251	156	t-1st/Western Athletic
2013	Colorado	4	8	.333	305	459	1	8	.111	183	398	6th/Pac-12 South
2014	Colorado	2	10	.167	342	468	0	9	.000	263	387	6th/Pac-12 South
2015	Colorado	4	9	.308	320	357	1	8	.111	177	291	6th/Pac-12 South
2016	Colorado	10	4	.714	435	304	8	1	.889	289	166	1st/Pac-12 South
2017	Colorado	5	7	.417	317	338	2	7	.222	222	311	6th/Pac-12 South
2018	Colorado	5	6	.455	304	294	2	6	.250	181	239
Colorado Totals		30	44	.405	2023	2220	14	39	.264	1315	1792	
Career Totals		46	65	.414	2949	3292	22	52	.297	1899	2408	

As a graduate assistant at Georgia (SEC, 2 seasons, 1990-91) 14-9 1 bowl (1-0)

As an assistant at Davidson (1 season, 1992) 5-5

As an assistant at UT-Martin (OVC, 4 seasons, 1993-96) 17-27

As an assistant at Temple (Big East, 2 seasons, 1997-98) 5-17

As an assistant at Mississippi (SEC, 4 seasons, 1999-2002) 31-20 3 bowls (2-1)

As an assistant at Dallas (NFL, 4 seasons, 2003-06) 34-32 2 playoffs (0-2)

As an assistant at New York Jets (NFL, 1 season, 2007) 4-12

As an assistant at Duke (ACC, 2 seasons, 2008-09) 9-15

COLORADO SUPERLATIVES UNDER MIKE MacINTYRE

The home (listed first) and road/neutral bests in the Mike MacIntyre Era at Colorado (2013-present; *—denotes school record):

MOST FIRST DOWNS

33	Nicholls State	Sept. 26, 2015
39	*at California (2ot)	Sept. 27, 2014

MOST RUSHING YARDS

390	Massachusetts	Sept. 12, 2015
260	on two occasions	(CSU, UO 2016)

MOST PASSING YARDS

376	Southern California	Nov. 11, 2017
455	at California (2ot)	Sept. 27, 2014

MOST OFFENSIVE PLAYS

100	Washington State	Nov. 19, 2016
114	at UCLA	Oct. 31, 2015

MOST TOTAL OFFENSE

636	Nicholls State	Sept. 26, 2015
630	at California (2ot)	Sept. 27, 2014

MOST POINTS

56	Idaho State	Sept. 10, 2016
56	at California (2ot)	Sept. 27, 2014

MOST TIME OF POSSESSION

36:36	Idaho State	Sept. 10, 2016
41:05	at UCLA	Oct. 31, 2015

LONGEST SCORING DRIVE (TD; Yards)

99	Arizona State	Sept. 13, 2014
91	at Southern Cal	Oct. 18, 2014

FEWEST FIRST DOWNS ALLOWED

7	on two occasions	(ISU, ASU 2016)
12	Colo. St. (Denver)	Sept. 2, 2016

FEWEST RUSHING YARDS ALLOWED

25	UCLA	Nov. 3, 2016
51	at Southern California	Oct. 13, 2018

FEWEST PASSING YARDS ALLOWED

40	Nicholls State	Sept. 26, 2015
63	Colo. St. (Denver)	Sept. 2, 2016

FEWEST OFFENSIVE PLAYS ALLOWED

55	Idaho State	Sept. 10, 2016
57	at UCLA	Nov. 2, 2013

LEAST TOTAL OFFENSE ALLOWED

96	Idaho State	Sept. 10, 2016
225	Colo. St. (Denver)	Sept. 2, 2016

FEWEST POINTS ALLOWED

0	Nicholls State	Sept. 26, 2015
3	Colo. St. (Denver)	Sept. 1, 2017

MOST TURNOVERS FORCED

4	on two occasions	
4	on three occasions	(all in 2016)

MIKE MacINTYRE VERSUS THE NATION

School	W	L	Pts	Opp	School	W	L	Pts	Opp	School	W	L	Pts	Opp
Alabama	0	1	3	48	Massachusetts	2	0	89	52	Southern Utah	1	0	16	11
Arizona	1	5	196	231	Michigan	0	1	28	45	Stanford	1	3	40	124
Arizona State	2	4	158	218	Navy	2	0	39	24	Texas-San Antonio	1	0	52	24
Boise State	0	1	0	48	Nebraska	1	0	33	28	Texas State	2	0	68	23
Brigham Young	1	1	36	43	Nevada	0	2	27	52	UC-Davis	1	1	58	27
California	2	1	141	111	New Hampshire	1	0	45	14	UCLA	2	5	189	200
Central Arkansas	1	0	38	24	New Mexico State	2	1	108	60	Utah	1	6	115	224
Charleston Southern	1	0	43	10	Nicholls State	1	0	48	0	Utah State	0	3	94	121
Colorado State	7	1	269	156	Northern Colorado	1	0	41	21	Washington	0	5	63	202
Fresno State	1	1	45	57	Oklahoma State	0	1	8	38	Washington State	1	3	48	110
Hawaii	2	2	76	108	Oregon	1	3	91	180	Wisconsin	0	1	14	27
Idaho	1	2	94	71	Oregon State	3	3	182	173	Totals	46	65	2949	3292
Idaho State	1	0	56	7	San Diego State	1	0	38	34					
Louisiana Tech	1	2	118	126	Southern California	0	6	142	220					

MIKE MacINTYRE TEAMS / SITUATIONAL

Category	W	L	Category	W	L	Category	W	L	Category	W	L
Overall	46	65	Ranked Teams (AP)	2	27	Overtime	1	4	Sunday	1	0
Home	27	26	Top 5 (0-0 vs. No. 1)	0	6	1 OT	1	2	Monday	0	0
Road	14	36	Top 10	0	10	2 OT	0	2	Tuesday	0	0
Neutral	5	3	Unranked Teams	44	38	3 OT	0	0	Wednesday	0	0
Bowl Games	0	1	As A Ranked Team	5	4	August	1	2	Thursday	1	2
Day Games	27	30	Pac-12 Conference Games	14	39	September	22	13	Friday	5	5
Night Games	19	35	Home	9	18	October	12	24	Saturday	39	58
Shutouts	2	2	Road	5	21	November	11	23	Eastern Time Zone	2	1
Scoring 50+ Points	3	1	Non-Conference	24	14	December	0	3	Central Time Zone	2	4
Scoring 20+ Points	41	33	At Colorado	16	6	January	0	0	Mountain Time Zone	27	31
Scoring <20 Points	5	32	7-Point Games Or Closer	16	22	In the state of Colorado	24	29	Pacific Time Zone	15	27
Allowing <20 Points	22	2	At Colorado	9	13	In Denver	5	1	Hawaii-Aleutian Time Zone	0	2

MacINTYRE / POINT DIFFERENTIAL AT COLORADO

Margin	1	2	3	4	5	6	7	8	9	10	11	12	13	14	15	16	17	18	19	20	21	22	23	24	25	26	27	28	29	30	31	32	32	34	37	41	48	49	52	Total	
Won	0	0	4	1	3	0	1	0	1	1	0	0	4	0	1	1	0	1	0	1	0	1	0	1	1	0	0	0	0	1	1	1	1	2	1	1	1	1	0	—	30
Lost	0	0	4	4	1	1	3	2	0	0	2	0	4	1	0	2	2	0	1	1	1	1	3	1	2	2	1	1	1	1	1	0	1	0	2	0	0	1	—	44	

**MACINTYRE 2016 CONSENSUS COACH OF THE YEAR**

The avalanche of honors all started late last November when **Mike MacIntyre** was named the Pac-12 Conference Coach of the Year, CU's first as a member of the league it joined in 2011, and the first since **Gary Barnett** won it for the Big 12 in 2004. Then the National Coach of the Year awards started to roll in, and when all was said and done, he captured eight of the 10 earning the honor from: the *Associated Press*, Walter Camp, Bobby Dodd, ESPN/Home Depot, FWAA/Eddie Robinson, American Football Coaches Association (AFCA), SB Nation and Scout.com; he was as well a finalist for the other two, the Bear Bryant and Maxwell Club awards. He also earned the AFCA Region 5 Coach of the Year honor and the group's inaugural Comeback Coach of the Year Award. The Colorado Sports Hall of Fame presented him with its "King of the Hill" honor for all sports within the state for 2016. MacIntyre joined **Bill McCartney** as CU's only national coaches of the year, as "Mac I" was the unanimous selection for the 1989 season.

WHAT THEY'VE SAID ABOUT MIKE MacINTYRE**ELI MANNING, New York Giants Quarterback**

MacIntyre recruited Manning to Mississippi while on the Rebels' staff.

"As good a coach as Mike MacIntyre is, he is an even better person. He recruited me to Ole Miss with a little help from my mother and father, and I was fortunate enough to work with him on both sides of the ball. He coached our wide receivers my freshman year, so I worked closely with him on our passing game, and then for the next two years I got to throw against his secondary every day in practice when he coached the defensive backs, which was invaluable in my preparation. He's a great coach and a great recruiter, and he will not be outworked."

PATRICK WILLIS, San Francisco 49ers Linebacker

MacIntyre recruited Willis to Mississippi while on the Rebels' staff.

"Coach MacIntyre is a great guy, a guy who knows how to recruit. A guy who knows how to get guys to play, get guys on one accord. He proved that at San Jose State this year, leading them to a great season. I'm really happy for him and I wish him the best of luck at Colorado."

DUKE IHENACHO, Denver Broncos

MacIntyre coached Ihenacho at San Jose State

"That's my guy, Coach Mac. CU has a good coach. They have a very passionate coach obviously. I think they got somebody that cares for the players and cares about the

program. I can't say [anything] but nice things and great things about Coach Mac because I played under him and he benefitted me. Coach Mac is a great guy and he is going to get that program on the right track."

MARV SUNDERLAND, Tennessee Titans Scout

MacIntyre worked Sunderland when both were with the New York Jets

"He's highly organized, a very good teacher, and a disciplinarian, but not in a nasty way, he commands it through respect. He's a very people-oriented type of person who will be a great recruiter for the University of Colorado. This man is a class guy."

DAVID CUTCLIFFE, Duke Head Football Coach

MacIntyre worked for Cutcliffe at both Mississippi and Duke.

"Congratulations to Coach MacIntyre and his family – the University of Colorado has hired an excellent coach and an even finer man. Obviously our history together runs deep, and I couldn't be happier for him, Trisha and their children. Plain and simple, Coach MacIntyre knows how to coach the game of football. It's in his blood. He understands the importance of the well-rounded student-athlete as well as the football program's place in the community. His success in three years at San Jose State is well-documented and his work as an assistant coach on both the collegiate and professional levels speaks for itself. But on top of all of his coaching excellence – and there is a great deal of that – Coach MacIntyre is a tremendous person."

THE CLASS OF '13

Ahead of the 2013 season, 31 programs including Colorado hired new head coaches, 14 of whom (denoted by an *) were first-time head coaches on the collegiate level. Here's a look at the remaining 10 coaches in 2018 that make up the "class of 2013" and their records through games of November 17:

Coach, School (2018 record)	W	L	Pct.
Gus Malzahn, Auburn (7-4)	52	25	.675
*Rod Carey, Northern Illinois (7-4)	50	28	.641
Skip Holtz, Louisiana Tech (7-4)	46	32	.590
Matt Wells, Utah State (10-1)	44	33	.571
Dave Doeren, N.C. State (7-3)	41	33	.554
Steve Addazio, Boston College (7-4)	38	37	.507
*Mark Stoops, Kentucky (8-3)	34	39	.466
*Kliff Kingsbury, Texas Tech (5-6)	34	40	.459
Mike MacIntyre, Colorado (5-6)	30	44	.405
Doug Martin, New Mexico State (3-8)	20	52	.278

No longer with school (resigned/fired/hired elsewhere):

Coach, School	W	L	Pct.
Gary Anderson, Wisconsin	19	7	.731
*Mark Helfrich, Oregon	37	16	.698
Bobby Petrino, Western Kentucky	8	4	.667
*P.J. Fleck, Western Michigan	30	22	.577
Tommy Tuberville, Cincinnati	30	22	.577

Coach, School	W	L	Pct.
*Bryan Harsin, Arkansas State	7	5	.583
Butch Jones, Tennessee	34	27	.557
*Matt Rhule, Temple	28	23	.549
Willie Taggart, South Florida	24	25	.490
*Brian Polian, Nevada	23	27	.460
Bret Bielema, Arkansas	29	34	.460
Rob Caragher, San Jose State	19	30	.388
Sonny Dykes, California	19	30	.388
*Scott Shafer, Syracuse	14	23	.378
*Todd Monken, Southern Miss	13	25	.342
*Sean Kugler, Texas-El Paso	18	36	.333
Ron Turner, Florida International	10	30	.250
*Paul Haynes, Kent State	14	45	.237
Darrell Hazell, Purdue	9	33	.214
Trent Miles, Georgia State	9	38	.191
School left FBS for FCS for the 2018 season (still active):			
*Paul Petrino, Idaho (FBS record)	19	41	.317

COACHES ON GAME DAY (2018)

The location for CU coaching staff during games (all are among those allowed within the NCAA maximum to wear headsets):

SIDELINE: Interim head coach **Kurt Roper**; defensive coordinator and outside linebacker coach **D.J. Eliot**, tight ends/H-backs coach **Gary Bernardi**, defensive line coach **Kwahn Drake**, defensive passing game coordinator/safeties coach **ShaDon Brown**, co-offensive coordinator and offensive line coach **Klayton Adams**, and running backs coach **Darian Hagan**. Graduate assistant **Dalmin Gibson** is also on the field.

COACHES BOOTH: Co-offensive coordinator and receivers coach **Darrin Chiaverini**, cornerbacks coach **Ashley Ambrose** and inside linebacker coach **Ross Els**. Three graduate assistants are also in the press box: **Jack Harris** and **Peter Tuitupou** (offense) and **Chidera Uzo-Diribe** (defense).



HEAD COACHING FATHERS AND THEIR PLAYER SONS

There have been **95** known players in Division I-A (FBS) history who have played for their head-coaching fathers in college, including **three** active pairings, according to a survey of I-A sports information departments. The count included former CU head coach **Mike MacIntyre** and his oldest son, **Jay**; Colorado is one of a handful of schools to have it happen twice, as **Dan Hawkins** had son **Cody** on his CU teams from 2007-10.

Perhaps the most famous and best head coach father and son tandem in NCAA history is **Jim** and **Kevin Sweeney** at Fresno State. Kevin played for his father from 1982-86, when he became the first player in NCAA history to throw for 10,000 career passing yards (Jim was FSU's head coach for 19 years, retiring No. 17 on the all-time win list with 200 in his 32-year coaching career).

A FIRST? We polled the nation on two occasions, and no other instance has yet to turn up where a head coach had his father as a head coach in college and then had a son on a team that he is the head coach. But that appears to be the case with **Mike MacIntyre**, who was coached by his father **George** at Vanderbilt in 1984-85 and is now coaching his son, **Jay**, a junior at Colorado.

There are currently **11** schools where a player is playing for his head coach father, and in one case, two sons are (Clemson). Here's a look at the all-time list of known head coaching father-player son pairings at the same school (#—denotes active in 2018):

School	Head Coach	Son (Position)	Years
Alabama-Birmingham	Watson Brown	*Steven (WR)	2005-06
#Alabama-Birmingham	Bill Clark	Jacob (LS)	2017-present
Arizona	Rich Rodriguez	Rhett (QB)	2017
Arizona State	Frank Kush	*Danny (PK)	1973-76
Arizona State	Larry Marmie	Larry Jr. (DB)	1989-91
Arkansas	Bobby Petrino	Bobby (WR)	2009
Arkansas	Bobby Petrino	Nick (QB)	2008-09
Army	Earl "Red" Blaik	*Robert (QB)	1949-50
Army	Rich Ellerson	*Andrew (LS)	2011-13
Ball State	Bill Lynch	Billy (WR)	1998-01
Ball State	Bill Lynch	Joey (QB)	2002
Baylor	Bill Beal	*Phil (S)	1970-71
Boston College	Steve Addazio	Louie (TE)	2012-15
BYU	LaVell Edwards	*Jimmy (WR)	1981, 84-86
California	Jeff Tedford	Quinn (WR)	2008-09
Chicago, U of.	Amos Alonzo Stagg	Amos Alonzo Jr.	1922
#Clemson	Dabo Swinney	Will (WR)	2017-present
#Clemson	Dabo Swinney	Drew (WR)	2018
Colorado	Dan Hawkins	*Cody (QB)	2006-10
#Colorado	Mike MacIntyre	*Jay (WR)	2014-present
Colorado State	Harry Hughes	William	1935, 37
Florida	Doug Dickey	Don (DB)	1975-76
Florida State	Bobby Bowden	Jeff (WR)	1981-82
Fresno State	Jim Sweeney	*Kevin (QB)	1982-86
Fresno State	Pat Hill	Zak (SS)	2007-09
Houston	Kim Helton	Clay (QB)	1993-94
Houston	Kim Helton	Tyson (QB)	1996-99
Houston	Art Briles	Kendal (WR/QB)	2004-05
Illinois	Mike White	Chris (PK)	1983-85
Indiana	Lee Corso	*Steve (SE)	1979-80
#Indiana	Tom Allen	Thomas (LB)	2017-present
Iowa	Bob Commings	*Bobby Jr. (QB)	1977-78
Iowa	Kirk Ferentz	*Brian (OL)	2002-05
Iowa	Kirk Ferentz	James (C)	2009-12
Iowa	Kirk Ferentz	Steve (OL)	2012-16
Iowa State	Jim Criner	Mark (LB)	1986
Iowa State	Paul Rhoads	Jake (WR)	2013-15
Iowa State	Paul Rhoads	Wyatt (WR)	2015
Kansas State	Jim Dickey	*Darrell (QB)	1979-82
Kansas State	Bill Snyder	*Sean (P)	1991-92
Kentucky	Hal Mumme	Matt (QB)	1997-98
Louisiana Tech/Mississippi	%Billy Brewer	Brett (P)	1980-84
Louisiana-Lafayette	Rickey Bustle	Brad (OG)	2006-09
Louisiana-Lafayette	Mark Hudspeth	Gunner (QB)	2015-16
Louisiana-Monroe	Pat Collins	*Mike (C)	1981-82
Maryland	Jerry Claiborne	Jonathan (S)	1975-77
Massachusetts	Mark Whipple	Austin (QB)	2014-16
Memphis	Rip Scherer	Scott (QB)	1998-00
Memphis	Tommy West	Turner (WR)	2006-09



MacIntyre "Row" – Jay, Mike & George

School	Head Coach	Son (Position)	Years
Miami, Fla.	Dennis Erickson	Bryce (QB)	1993
Miami, Fla.	Randy Shannon	Xavier (C)	2008
Michigan	Lloyd Carr	Jason (QB)	1994-95
#Middle Tennessee	Rick Stockstill	*Brent (QB)	2014-present
Minnesota	Joe Salem	*Tim (QB)	1980-82
Minnesota	Tim Brewster	Clint (QB)	2007
Mississippi State	Bob Tyler	Breck (WR)	1977-78
North Texas	Todd Dodge	*Riley (QB)	2008-10
Notre Dame	Ara Parseghian	Mike (RB)	1971-74
Notre Dame	Lou Holtz	Skip (WR)	1986
Ohio	Cleve Bryant	*Rodney (QB)	1989-90
Oklahoma State	Bob Simmons	Nathan (RB)	1996-99
#Old Dominion	Bobby Wilder	Derek (LB)	2015-present
Oregon	Jim Aiken	*James Jr. (RB)	1948
Oregon	Rich Brooks	Brady (FS)	1988-89
Oregon	Mike Bellotti	Luke (PK)	2003-07
Penn State	Joe Paterno	Jay (QB)	1986-89
San Diego State	Tom Craft	Kevin (QB)	2005
South Carolina	Steve Spurrier	Scott (WR)	2006-09
SMU	Rusty Russell	*H.N. (QB)	1950-51
SMU	Phil Bennett	*Sam (LS)	2006-07
Southern Miss	Jim Carmody	Steve (C)	1982-83
Southern Miss	Jim Carmody	Keith (DT)	1985-86
#TCU	Gary Patterson	Blake (LB)	2017-present
Tennessee	Robert Neyland	Bob, Jr. (HB)	1952
Tennessee	Butch Jones	Alex (K)	2015-16
Texas	Fred Akers	Danny (QB)	1983-85
#Texas-El Paso	Dana Dimel	Winston (FB)	2018
#Texas State	Everett Withers	Pierce (S)	2018
Tulsa	Glenn Dobbs	Glenn III (QB)	1963-67
Tulsa	Glenn Dobbs	Johnny (QB)	1966-68
Tulsa	John Cooper	John, Jr. (DB)	1981-84
#Tulsa	Phillip Montgomery	Cannon (WR)	2017-present
USC	John McKay	*John, Jr. (WR)	1972-74
USC	Larry Smith	Corby (QB)	1992
Utah	Kyle Whittingham	Tyler (DB/ST)	2010-11
Utah	Kyle Whittingham	Alex (LS)	2014-17
Utah State	Gary Andersen	Keegan (TE)	2010-12
Vanderbilt	George MacIntyre	*Mike (DB)	1984-85
Virginia Tech	Frank Beamer	*Shane (LS/WR)	1996-99
Wake Forest	Jim Caldwell	Jimmy Caldwell (WR)	1999
Washington State	Mike Price	*Aaron (PK)	1991-93
West Virginia	Bobby Bowden	*Tommy (WR)	1973-75
West Virginia	Bobby Bowden	Terry (RB)	1975
Western Michigan	Bill Cubit	*Ryan (QB)	2003-06
Wisconsin	Gary Andersen	Chasen (LB)	2014

*—denotes started/first-team (at some point when father was head coach at the time; in some cases, they became the starter after the father moved on).

%—The elder Brewer moved on to Mississippi in 1983 and son followed.

While this is the second time that CU has had the head coach father-player son active combo, the Buffaloes have seen it against them in the past. Iowa State (**Criners**), Kansas State (**Dickeys, Snyders**), Oklahoma State (**Simmons**) and perhaps one of the most famous father-son duos, **Lee** and **Steve Corso** at Indiana. When confirming with Lee, he was pretty proud that Steve caught the game winning TD in a 36-30 win against Kentucky his senior year, and reminded us that he had two pretty good games against Colorado (5 catches for 87 yards in a 17-16 CU win in 1979, and 3-for-38 in a 49-7 Indiana win in 1980).

**2018 COACHING CHANGES**

Two longtime MacIntyre assistants left the program with three new ones coming on board, including filling the position of a 10th assistant allowed by the NCAA. Co-offensive coordinator and quarterbacks coach **Brian Lindgren** returned to his native Northwest, accepting similar positions at Oregon State under its new head coach, Jonathan Smith. Defensive line coach **Jim Jeffcoat** was not retained after five years on the CU staff (and the previous three with MacIntyre at San Jose State). Offensive line coach **Klayton Adams** assumed co-offensive coordinator duties with **Darrin Chiaverini**, while **Kurt Roper** was hired to coach the quarterbacks on January 3. Defensively, **ShaDon Brown** was promoted to passing game coordinator with the additions of **Ashley Ambrose** as cornerbacks coach (January 18) and **Kwahn Drake** as line coach (January 25). Two new grad assistants have also joined the staff.

➔ The CU staff has remained intact twice since **Bill McCartney's** 1988 and 1989 teams, in 2011-12 (under **Jon Embree**) and 2013-14 (under MacIntyre).

SIXTH YEAR USUALLY A WINNER

MacIntyre is now the seventh coach in CU history (out of 25 full-time) who is coaching the team for a sixth season; five of the six previous coaches enjoyed winning seasons in year number six. A look at Colorado's seven coaches who have coached the Buffs in at least six seasons:

Head Coach	Inaugural Season	1st Yr Record	2nd Yr Record	3rd Yr Record	4th Yr Record	5th Yr Record	6th Yr Record	Notes
Fred Folsom	1895	5-1	5-0	7-1	4-4	7-2	5-1-1	Returned for his second stint as coach in 1901 after a one-year hiatus; won conference title
Myron Witham	1920	4-1-2	4-1-1	4-4	9-0	8-1-1	6-3	Outscored opponents 149-18 in the six wins; outscored by 27-7 in three losses
Dal Ward	1948	3-6	3-7	5-4-1	7-3	6-2-2	6-4	Lost first four Big 7 games by a combined 38 points (including 27-20 at #9 Oklahoma)
Eddie Crowder	1963	2-8	2-8	6-2-2	7-3	9-2	4-6	Promising 4-2 start derailed by four straight losses (including finale at home to Air Force)
Bill McCartney	1982	2-8-1	4-7	1-10	7-5	6-6	7-4	Buffs shutout of third straight bowl appearance (ahead of soon-to-be nine in a row)
Gary Barnett	1999	7-5	3-8	10-3	9-5	5-7	8-5	Big 12 North Division champions buoyed by 3-0 November; Houston Bowl champions
Mike MacIntyre	2013	4-8	2-10	4-9	10-4	5-7	5-6	Joined Gary Barnett as only coaches to open 3-0 in their sixth season; first to open 5-0

Five of the six went on to pilot the program for 11 seasons or more. A closer look:

Coach	Sixth Season	Record	First 5 Seasons	(Home)	Seasons 4 & 5 Record	Total Seasons	Record
Fred Folsom	1901	5-1-1	28-8	(17-2)	11-6	15	77-23-2
Myron Witham	1925	6-3	29-7-4	(14-2-2)	17-1-1	12	63-26-7
Dal Ward	1953	6-4	24-22-3	(17-6-2)	13-5-2	11	63-41-6
Eddie Crowder	1968	4-6	26-23	(12-12-1)	16-5	11	67-49-2
Bill McCartney	1987	7-4	20-36-1	(12-19)	13-11	13	93-55-5
Gary Barnett	2004	8-5	34-28	(18-10)	14-12	7	48-38
Mike MacIntyre	2018	5-6	25-38	(15-15)	15-11	6	30-44

► MacIntyre was at the CU helm for 74 games, which is the seventh-most in school history; he trails **Bill McCartney** (153), **Eddie Crowder** (118), **Dal Ward** (110), **Fred Folsom** (102), **Myron Witham** (96) and **Gary Barnett** (88).

BUFF ALUMNI IN THE FBS COACHING RANKS: **Brad Bedell** ('99), OL, Boise State; **Ronnie Bradford** ('92), DB, USC; **Jalil Brown** ('10), DB, Northern Arizona; **Jason Burianek** ('02), HC, Missouri Baptist; **Cedric Cormier** ('01), WR, UNLV; **Rich Fisher** ('92), WR, Nebraska; **David Gibbs** ('90), DC, Texas Tech; **Chris Naeole** ('96), OL, Hawaii; **Pete Shinnick** ('86), HC, West Florida; **Steve Stripling** ('76), Assoc. HC/DL, Tennessee; **Ryan Walters** ('08), DC/DB, Missouri.

IN THE FCS: **Cha'pelle Brown** ('08), UC Davis, DB; **Paul Creighton** ('03), UC Davis, TE; **Ty Gregorak** ('99), DC/LB, Montana; **Cody Hawkins** ('10), UC Davis, WR; **Jeff Smart** ('09), OLB, Penn.

IN DIVISION II: **Pete Shinnick** ('88), head coach at West Florida; **Donnell Leomiti** ('95), DC/DB at CSU-Pueblo; **Chris Symington** ('87), OL at CSU-Pueblo.

IN THE NFL: **Anthony Perkins** ('11), Asst. to Head Coach, Tampa Bay.

CU GRAD SHINNICK LEADS WEST FLORIDA TO DIVISION II 2017 TITLE GAME

Pete Shinnick ('88) was hired to start the football program at the University of West Florida in 2014; in their first season of competition in 2016, the Argonauts went 5-6. In the school's second season (2017), UWF reached the Division II championship game against Texas A&M Commerce in Kansas City, but dropped a 37-27 decision to the Lions. The Argonauts won four straight road playoff games to make it to KC, including knocking off No. 1 seed Indiana, Pa. on the way and finished with an 11-4 record. Shinnick lettered two seasons for the Buffaloes (1985-86) at offensive guard, CU's first two winning seasons at the time since 1978. He began his coaching career in 1988 at Richmond, was a grad assistant at Clemson (1991-92) while earning his master's, and has been a head coach at Azusa Pacific and UNC-Pembroke (in fact, he also started the program at the latter). He is in his 16th year as a head coach, all in Division II.

2018 COLORADO FOOTBALL STAFF

Head Coach	Mike MacIntyre (<i>Georgia Tech '89</i>)	Director of Football Operations	Bryan McGinnis (<i>San Jose State '07</i>)
Co-Offensive Coordinator / Offensive Line	Klayton Adams (<i>Boise State '05</i>)	Director of Recruiting	Adam Toyama (<i>Hawai'i '04</i>)
Co-Offensive Coordinator / Receivers	Darrin Chiaverini (<i>Colorado '99</i>)	Director of Player Personnel	Brad Forsyth (<i>Illinois Wesleyan '90</i>)
Quarterbacks (Interim HC / Nov. 18)	Kurt Roper (<i>Rice '95</i>)	Director of Quality Control/Offense	Daniel Da Prato (<i>UL-Monroe '03</i>)
Running Backs	Darian Hagan (<i>Colorado '96</i>)	Director of Quality Control/Defense	Nate Taye (<i>San Jose State '13</i>)
Tight Ends / H-Backs	Gary Bernardi (<i>Cal State-Northridge '76</i>)	Director of Quality Control/Special Teams	Matt Thompson (<i>Fort Lewis '05</i>)
Defensive Coordinator / O-Linebackers	D.J. Eliot (<i>Wyoming '99</i>)	Director of Football Academics	Katie Bason (<i>Wake Forest '05</i>)
Defensive Passing Game Coord/Safeties	ShaDon Brown (<i>Campbellsville '02</i>)	Asst. Director of Operations	Scott Unrein (<i>Colorado '11</i>)
Cornerbacks	Ashley Ambrose (<i>Mississippi Valley '92</i>)	Recruiting Assistant	Erik Aunese (<i>Colorado Mesa '16</i>)
Defensive Line	Kwahn Drake (<i>Nicholls State '09</i>)	Recruiting Assistant	Cory Hall (<i>Colorado '16</i>)
Inside Linebackers	Ross Els (<i>Nebraska-Omaha '88</i>)	Recruiting Assistant	Mike Slife
Offensive Graduate Assistant	Peter Tuitupou (<i>San Jose State '13</i>)	Director of Strength & Conditioning	Drew Wilson (<i>King's College '00</i>)
Offensive Graduate Assistant	Jack Harris (<i>Colorado '13</i>)	Asst. Strength & Conditioning Coach	Justin Geyer (<i>Mt. St. Joseph '10</i>)
Defensive Graduate Assistant	Dalmin Gibson (<i>Dickinson State '14</i>)	Asst. Strength & Conditioning Coach	Terrance Motley (<i>BYU '15</i>)
Defensive Graduate Assistant	Chidera Uzo-Diribe (<i>Colorado '14</i>)	Asst. Strength & Conditioning Coach	Cody Stout (<i>Indianapolis '14</i>)

**A LOOK BACK AT 2016 AND "THE RISE" ... FROM FOUR OR FEWER TO 10 OR MORE**

Taking a look at the current landscape of the so-called Power-5 conferences (Atlantic Coast, Big 12, Big Ten, Pac-12 and Southeastern) and examining the history of those teams, CU's turnaround in 2016 is up there with some of the all-time finest among college football's "big boys." The Buffaloes became the ninth team among the Power-5 schools since 1972 to win 10 or more games after finishing the previous season with four or fewer wins (1972 was the year freshmen became eligible to play in NCAA Division I football, thus defining the modern era). *(CU was just the 30th team to go from four to nine wins.)* Here's a look at those current power-5 programs with the largest turnarounds since 1972 (conference listed after school name is the one it belonged to at the time).

Power-5 Programs Jumping from Four or Fewer Wins to 10 or More Wins in Just One Season

School	Improvement		Previous Season		Next Season		School	Improvement		Previous Season		Next Season	
	Overall	Wins	Record	Year	Record	Year		Overall	Wins	Record	Year	Record	Year
Auburn (SEC)	+ 8	+ 9	3-9	2012	12-2	2013	Northwestern (Big Ten)	+ 6	+ 7	3-7-1	1994	10-2	1995
TCU (Big 12)	+ 7½	+ 8	4-8	2013	12-1	2014	Wake Forest (ACC)	+ 5½	+ 7	4-7	2005	11-3	2006
Penn State (Big Ten)	+ 6½	+ 7	4-7	2004	11-1	2005	Washington State (Pac-10)	+ 5½	+ 6	4-7	2000	10-2	2001
Colorado (Pac-12)	+ 6	+ 6	4-9	2015	10-4	2016	Arkansas (SEC)	+ 4½	+ 6	4-7	2005	10-4	2006
Colorado (Big 12)	+ 6	+ 7	3-8	2000	10-3	2001							

MOST IMPROVED TEAMS ALL-TIME IN PAC-12 LEAGUE PLAY

Colorado completed the single biggest improvements in league record from one year to the next in the history of the Pac-12 Conference with its 27-22 win over Utah. Finishing at 8-1 in league play, that was a reversal from a 1-8 mark in 2015, or a difference of seven games. While those inside the CU program thought it could be done, after going 5-40 in Pac-12 play from 2011 through 2015, CU was picked to finish last in the South Division in the 2016 preseason media poll.

In Pac-12 history, there are just two instances where a school won seven or more games in league play than it did the season before, with Colorado joining the 1940 Stanford team as the only ones to accomplish the feat. Stanford's 6½-game improvement that year had been the best from one year to the next, with three others improving by five games; but at +7, this year's Buffaloes became the league's all-time most improved team. A closer look:

ALL-TIME BIGGEST OVERALL IMPROVEMENT IN PAC-12 CONFERENCE PLAY FROM ONE YEAR TO THE NEXT

School	Improvement		Previous Season		Next Season		School	Improvement		Previous Season		Next Season	
	Overall	Wins	Record	Year	Record	Year		Overall	Wins	Record	Year	Record	Year
*Colorado	+ 7	+ 7	1-8	2015	8-1	2016	Stanford	+ 5	+ 5	2-6	1998	7-1	1999
*Stanford	+ 6½	+ 7	0-6-1	1939	7-0	1940	UCLA	+ 4	+ 5	2-3	1945	7-0	1946
*California	+ 5	+ 5	1-6	1957	6-1	1958	Washington	+ 4	+ 5	1-5-1	1951	6-2	1952
Oregon	+ 5	+ 5	2-6	1993	7-1	1994							

***—LAST TO FIRST:** Colorado is technically the first AND fourth team to go from "worst to first" in Pac-12 history. The Stanford and Cal teams did it, along with the '59 Washington team that was 1-6 in 1958 but went 3-1 in 1959 (the year Oregon, Oregon State and Washington State left the conference for up to five seasons). But in all three cases, Idaho was a member of the league those years but always played an abbreviated schedule (finishing 0-3 all three times).

MOST IMPROVED FBS TEAMS IN 2016

There have now been three seasons in school history where CU finished as or tied as the nation's most improved team. In one of the more dramatic turnarounds in NCAA history, CU went from 1-10 in 1984 to 7-5 in 1985, a 5½-game improvement, after the Buffs switched from a pro passing attack to the wishbone on offense. Then in 2001, Colorado improved six games, finishing 10-3 after going 3-8 the year before; in fact, CU just missed playing in the BCS Championship game by .05 of a point. This year, CU tied for the biggest jump over its 2015 record with five other schools; the Buffs also debuted as No. 15 in the first College Football Playoff Poll of the season, one of only two teams (with Nebraska) that had losing seasons in 2015. The most improved teams in 2016:

School	2015	2016	Diff.	School	2015	2016	Diff.	School	2015	2016	Diff.
Colorado	4-9	10-4	+ 5½	Troy	4-8	10-3	+ 5½	Wyoming	2-10	8-6	+ 5
UCF	0-12	6-7	+ 5½	Army	2-10	8-5	+ 5½				
Eastern Michigan	1-11	7-6	+ 5½	Georgia Tech	3-9	9-4	+ 5½				

TRENDING ...

Here's a look at the improvement that CU has made from the season prior to Mike MacIntyre's hiring at Colorado (2012) and the present in some rather unique categories (does not include the Alamo Bowl):

Category	2017	2016	2015	2014	2013	2012	Category	2017	2016	2015	2014	2013	2012
Snaps per TD/Offense	25.3	20.7	28.0	23.7	26.8	30.7	Average To Go/Third Down	7.3	6.3	7.1	6.5	7.1	7.5
Snaps per TD/Defense	22.1	33.7	22.0	15.1	16.8	12.3	Red Zone Offense	37-44	51-57	39-53	40-45	26-32	26-33
Opening Drive/Points Scored	17	49	24	24	17	14	Red Zone Defense	39-44	31-41	39-44	47-52	51-62	53-57
Opening Drive/Points Allowed	14	7	42	27	34	35	TD Drives 60+ Yards	30	38	25	35	24	23
Points per Drive/Offense	2.02	2.20	1.78	1.99	1.62	1.26	Opp. TD Drives 60+ Yards	34	12	28	38	35	43
Points per Drive/Defense	2.16	1.29	2.02	2.60	2.57	3.21	Opponent 20+ Plays	62	49	66	72	74	81
Average Gain/First Down	5.7	6.0	5.1	5.4	5.8	4.2	Touchdowns Allowed (offensive)	40	27	43	56	55	67
Average Gain Allowed/First Down	6.2	5.1	5.7	6.8	6.5	8.0	Points Allowed	338	266	357	468	459	552

**HISTORICALLY**

Colorado is in its second century of intercollegiate football, as the Buffaloes are in their 129th season of competition having played **1,248** games with an all-time record of **705-507-36**. CU currently stands 25th on the all-time win list and is 36th in all-time winning percentage (.579; the Buffs are 29th for those schools with 1,000 or more games played in Division I-A). Only 12 Division I schools have played more seasons of intercollegiate football than Colorado; Washington is the only Pac-12 school that matches CU's total of 129 (Cal is the only one who has played more games – 1,255), with only USC (839) and Washington (733) having won more games (CU is sixth in the league in winning percentage).

➔ In Boulder, the Buffs are **407-197-16 (.669)** all-time and **315-175-10 (.640)** in 95 seasons on the “hilltop” (Folsom Field).

OVERTIME

Colorado is **6-8** all-time in overtime games (**3-5** at home), all seven losses by three points; the Buffs became the 84th team in FBS/I-A to play an overtime game when it played its first extra session affair against Missouri in 1999. Here's a chart summarizing the Buffs in overtime (*—denotes in Denver):

-----Total Yards-----									
Date	Opponent	Score	Regulation	Coin Toss	Choice	Offense	Defense	Notes	
Oct. 9, 1999	MISSOURI	W 46-39	39-39	Missouri	Defense	25	13	Ends with Ben Kelly INT	
Nov. 26, 1999	NEBRASKA	L 30-33	27-27	Nebraska	Defense	9	25	CU trailed 27-3 early in 4th	
Nov. 9, 2002	at Missouri	W 42-35	35-35	Missouri	Defense	25	18	Ends with Kory Mossoni FR	
Dec. 28, 2002	Wisconsin	L 28-31	28-28	Wisconsin	Defense	-2	5	Alamo Bowl	
Oct. 11, 2003	KANSAS	W 50-47	44-44	Colorado	Defense	25	7	Brian Calhoun 3-25, TD rushing in OT	
Oct. 23, 2004	at Texas A & M	L 26-29	26-26	Colorado	Defense	14	33	First CU turnover in an OT ends it	
Oct. 7, 2006	BAYLOR	L 31-34 (3 OT)	17-17	Colorado	Defense	42	72	Ends in 3OT on Baylor INT	
Sept. 1, 2007	*Colorado State	W 31-28	28-28	Colorado	Defense	7	16	Kevin Eberhart kicks GWFG (35) after Terrance Wheatley INT	
Sept. 18, 2008	WEST VIRGINIA	W 17-14	14-14	Colorado	Defense	18	19	Aric Goodman kicks GWFG (25) after WVU FG miss	
Sept. 10, 2011	CALIFORNIA	L 33-36	30-30	California	Defense	20	45	CU drives to CA4 but drive stalled	
Sept. 27, 2014	at California	L 56-59 (2 OT)	49-49	Colorado	Defense	46	34	CU drives to CA1 but failed on 4th down	
Oct. 25, 2014	UCLA	L 37-40 (2 OT)	31-31	Colorado	Defense	13	40	CU rallied from 31-14 down in 4th; two OT FGs	
Sept. 19, 2015	*Colorado State	W 27-24	24-24	Colorado	Defense	10	2	Diego Gonzalez kicks GWFG (32) after Tedric Thompson FG block	
Oct. 27, 2018	OREGON STATE	L 34-41	34-34	Colorado	Defense	18	30	CU drives to OS7, but four straight plays gain zero yards	

COMEBACK BUFFS

Over the last 10 seasons, Buffs rallied to win from 10 or more points down 12 times, including twice under Mike MacIntyre, including rallying from its largest deficit ever against CSU. In 2014, UMass was up by 11 early in the second half after cashing in on a pick-six. Two of the rallies came from 17 down: in 2012, Washington State led, 31-14, early in the fourth quarter, but CU scored three straight TDs to close the game, capped by **QB Jordan Webb** scoring on fourth down from four yards out with 0:09 remaining; **PK Will Oliver** added the game winning PAT. In 2007, the Buffs got the best of No. 3 Oklahoma when **PK Kevin Eberhart** capped a run of 20 straight points with a 45-yard field goal for a 27-24 win. Eight have taken place in Boulder, a ninth (the first one) in Denver against CSU, and two on the road (the Washington State comeback was the largest fourth quarter comeback on the road CU has ever had).

COLORADO COMEBACKS

Trailed By	Time, Qtr.	Final	Opponent (Date)
14 (0-14)	2:44, 1Q	27-24	OT; Colorado State (Sept. 19, 2015)
11 (20-31)	12:24, 3Q	41-38	at Massachusetts (Sept. 6, 2014)
17 (14-31)	8:07, 4Q	35-34	at Washington State (Sept. 22, 2012)
11 (3-14)	3:47, 1Q	44-36	KANSAS STATE (Nov. 20, 2010)
10 (14-24)	10:40, 3Q	29-27	GEORGIA (Oct. 2, 2010)
10 (0-10)	0:00, 2Q	31-13	HAWAII (Sept. 18, 2010)
10 (21-31)	11:01, 4Q	35-34	TEXAS A&M (Nov. 7, 2009)
11 (13-24)	9:14, 4Q	28-24	IOWA STATE (Nov. 8, 2008)
14 (7-21)	7:29, 2Q	31-24	EASTERN WASHINGTON (Sept. 6, 2008)
11 (24-35)	0:23, 2Q	65-51	NEBRASKA (Nov. 23, 2007)
17 (7-24)	12:23, 3Q	27-24	OKLAHOMA (Sept. 29, 2007)
11 (17-28)	10:05, 3Q	31-28	OT; Colorado State (Sept. 1, 2007)

LITTLE KNOWN RARITY

In CU history, the Buffaloes have had a 100-yard rusher and receiver in the same game on **47** occasions (**36-11** when this occurs); it has happened four times this season, against CSU, UCLA, Arizona State and Oregon State. Since CU joined the Pac-12 in 2011, it has occurred **17** times overall (once each in 2011, 2012, 2013, 2014 and 2015; four times in 2016, thrice in 2017 and four times in 2018). In 2001, the first time the same player had 100 yards in both in the same game at Colorado occurred when **TB Cortlen Johnson** had 172 rushing and 105 receiving at Iowa State. *The full list can be found on page 192 of the 2018 CU Media Guide.*

FOLSOM FIELD CAPACITY SNAPSHOT

Folsom Field's official capacity had been 53,613, expanded last in 2003 when 1,903 club seats and 41 suites were added in the east side stadium expansion; however, with CU's \$156 million Athletics Complex Expansion nearing completion and the northeast corner of the stadium and the north stands now redesigned, the new capacity now stands at **50,183**. Folsom is tied for the 18th oldest venue among the 128 NCAA Division I-A/FBS stadiums. It is the fourth oldest stadium in the Pac-12 Conference, as only Husky Stadium (Washington, 1920), Rose Bowl Stadium (UCLA, 1922) and Los Angeles Memorial Coliseum (USC, 1923) are older.

CU FOOTBALL REMAINS SECOND MOST POPULAR PER-GAME SELL IN STATE

The final home attendance figure for 2018 was **274,852**, an average of 45,809 for six home games, a slight decrease after four straight years of increases. It will mark the 24th straight season that Colorado football was the second largest average draw *per game* in the state behind the NFL Denver Broncos (and the 42nd time in the last 44 years). The fledgling Colorado Rockies took over the second spot the two years they played at old Mile High Stadium, averaging in the mid-to-upper 50s in 1993 and 1994. The Broncos wrestled the state's top spot away from the Buffs permanently in 1975 after first doing so in 1969, with six years of see-sawing in-between (CU had been the state attendance leader since Folsom Field was built in 1924). CU continues to have the second largest public and overall season ticket base in the state (the count for 2017 was 32,308 when adding in 11,500 student holders to 20,808 public tickets (student tickets are purchased, just at a discounted rate). In 2017, CU was again first in the state in college football attendance for the **52nd** straight year, ahead of Colorado State Colorado State (32,062, six games) and Air Force (31,534, five games; AFA was the last school top CU's figure, in 1965). The Broncos averaged 76,356 fans per game in 2017; the Rockies averaged 37,233 this past summer.



SCORING STREAKS

The Buffs scored in a school record **242** consecutive games until Missouri ended the streak on October 25, 2008; it was first shutout loss since November 12, 1988 to Nebraska in Lincoln (7-0). The Buffs had scored in **94** consecutive road games (123 including neutral sites) as well as in 153 straight league games, all 103 in Big 12 play, including the four title games, and their final 50 in Big Eight competition, dating back to the '88 shutout at Nebraska. CU had scored in **150** straight games at home until Stanford shut out the Buffs, 48-0 on Nov. 3, 2012; the previous last shutout was a 28-0 loss to Oklahoma on Nov. 15, 1986.

Current streaks:

- CU had scored in **60** straight games overall, dating back to 2012, before being shut out at Washington State (0-28) last Oct. 21; new streak is **14**.
- CU has scored in **163** straight games against non-conference opponents (last shutout: a 44-0 loss at home to LSU on September 15, 1979).
- The home shutout losses to Stanford ('12), Oklahoma in '86 and LSU in '79 are the only three times CU has not scored at Folsom Field over the course of the last **322** games (all the way back to 1963).
- CU has been shutout just four times in the last **370** games overall (by Missouri in 2008 and 2010, by Stanford in 2012 and Washington State in 2017).
- CU has been shutout just 11 times in its last **603** games (dating to October 5, 1968), but only six schools have administered them: Oklahoma (three times), Missouri (twice), Nebraska (twice), Louisiana State, Michigan and Stanford.

SAFELY AHEAD

The Buffs have been a virtual lock to win once they have a lead of two or more scores (nine-plus points) over the past 41-plus seasons. Since the 1976 opener, CU has protected a two-score lead **243** of **277** times, losing 30 and tying three when it blew the lead; a closer look (*—Disneyland Pigskin Classic at Anaheim):

Date	Opponent	CU Lead (when)	Result	Date	Opponent	CU Lead (when)	Result
11/02/18	at Arizona	10 (10-0; 1st Quarter)	L, 34-42	09/08/07	at Arizona State	14 (14- 0; 2nd Quarter)	L, 14-33
10/27/18	OREGON STATE	28 (31-3; 3rd Quarter)	L, 34-41 OT	10/28/06	at Kansas	9 (9- 0; 3rd Quarter)	L, 15-20
11/04/17	at Arizona State	10 (27-17; 4th Quarter)	L, 30-41	09/23/06	at Georgia	13 (13- 0; 4th Quarter)	L, 13-14
9/17/16	at Michigan	14 (21-7; 1st Quarter)	L, 28-45	10/23/04	at Texas A&M	12 (19- 7; 3rd Quarter)	L, 26-29 OT
11/13/15	SOUTHERN CALIFORNIA	14 (17-3; 2nd Quarter)	L, 24-27	11/01/03	at Texas Tech	14 (14- 0; 1st Quarter)	L, 21-26
11/01/14	WASHINGTON	10 (20-10; 2nd Quarter)	L, 23-38	10/04/03	at Baylor	9 (23-14; 3rd Quarter)	L, 30-42
09/27/14	at California	14 (28-14; 3rd Quarter)	L, 56-59 2OT	11/11/00	Iowa State	11 (20- 9; 2nd Quarter)	L, 27-35
08/29/14	Colorado State (Denver)	10 (17-7; 3rd Quarter)	L, 17-31	09/02/00	Colorado State (Denver)	10 (24-14; 3rd Quarter)	L, 24-28
09/08/12	SACRAMENTO STATE	14 (14-0; 1st Quarter)	L, 28-30	10/23/93	at Kansas State	9 (9- 0; 2nd Quarter)	T, 16-16
09/01/12	Colorado State (Denver)	11 (14-3; 2nd Quarter)	L, 17-22	09/18/93	at Stanford	10 (37-27; 4th Quarter)	L, 37-41
10/01/10	WASHINGTON STATE	10 (27-17; 4th Quarter)	L, 27-31	09/15/90	at Illinois	14 (17- 3; 2nd Quarter)	L, 22-23
11/06/10	at Kansas	28 (45-17; 4th Quarter)	L, 45-52	08/26/90	*Tennessee	14 (31-17; 4th Quarter)	T, 31-31
10/23/10	TEXAS TECH	10 (24-14; end 3rd Quarter)	L, 24-27	09/27/86	ARIZONA	9 (21-12; 4th Quarter)	L, 21-24
11/19/09	at Oklahoma State	11 (21-10; 3rd Quarter)	L, 28-31	11/03/84	KANSAS	11 (27-16; 4th Quarter)	L, 27-28
10/10/09	at Texas	11 (14-3; 2nd Quarter)	L, 14-38	10/16/82	at Oklahoma State	13 (13- 0; 1st Quarter)	T, 25-25
11/28/08	at Nebraska	14 (14-0; 1st Quarter)	L, 31-40	09/19/81	WASHINGTON STATE	10 (10- 0; 4th Quarter)	L, 10-14
11/10/07	at Iowa State	21 (21- 0; 3rd Quarter)	L, 28-31	10/10/79	OKLAHOMA STATE	20 (20- 0; 4th Quarter)	L, 20-21

Colorado has lost only 35 games (and was tied twice) dating back to 1980 when leading by *any* margin at any point in the fourth quarter or overtime. The most recent loss was this year, a 41-34 overtime setback to Oregon State after taking a 31-3 lead on the first play of the second half. The ties came against Tennessee in 1990 (31-31, after leading 31-17) and Kansas State in 1993 (16-16 after taking a late 16-13 lead).

- Colorado has won **128** of its last **151** games in which it at any point has held a two-score lead. A 2003 loss to Baylor snapped a 26-game winning streak in such situations on the road, and an overall streak of 49 consecutive wins from 1993 to 1999 was snapped by CSU in 2000. In this same span, **Colorado has rallied to win 40 games and tie two others dating back to 1981 after once trailing at some point in the fourth quarter** (not including coming from 27-3 down against Nebraska in 1999 before losing in OT). The most recent was the 33-28 win at Nebraska on Sept. 8 of this year: after CU zoomed to a quick 14-0 lead in the first quarter, the Huskers went on a 28-6 run to take a 28-20 lead early in the second half, only to see CU rally and score the winning TD with 1:06 remaining on a 40-yard touchdown pass from Steven Montez to Laviska Shenault. Previous to that, the last two rallies were a 36-33 win at Oregon State in 2017 and a 41-38 win at Oregon in 2016. Two of the biggest ones occurred in 2007: CU rallied from 28-17 down in the third and 28-25 in the fourth to defeat CSU 31-28 in overtime) and Oklahoma (down 24-7 late in the third, eventually tying the fourth largest comeback in school history in winning 27-24).

INJURIES UP AGAIN IN 2018 AFTER TWO PEDESTRIAN YEARS

Injuries were kept to a minimum the last two seasons after a flurry in 2015, as that season 10 positions had a starter miss at least one game due to injury. Now in 2018, it is a different story: through nine games, **10** positions (including punter and placekicker) have lost their starter for multiple games. Below are the worst regular seasons for injuries/illness for the CU program over the last 33 years, and how 2018 is stacking up to those (KEY: GL—Games lost to injury; GL/2—Games lost by 2-deep scrimmage players; MG—"Man games" as defined by as the total number of games if all players NOT ticketed to redshirt played every game; Pct. Lost – percentage of man games lost, knowing that in actuality, the number is higher as third-team players and reserves don't see that much action; 2/MG—2-deep man games, or starting 24 positions (including kickers and punters plus backups):

Season	G	GL	MG	Pct. Lost	GL/2	2/MG	Pct. Lost	Season	G	GL	MG	Pct. Lost	GL/2	2/MG	Pct. Lost
2008	12	121	1008	12.0	110	576	19.1	2012	12	108	984	11.0	71	576	12.3
2011	13	141	1066	12.8	115	624	18.4	2016	14	129	1224	10.6	75	672	11.2
1998	11	101	864	11.7	89	528	16.9	2003	12	74	876	8.4	58	576	10.1
2000	11	101	880	11.5	82	528	15.5	1997	11	51	770	6.6	41	528	7.8
2010	12	103	924	11.1	88	576	15.3	2017	12	61	960	6.4	39	576	6.8
2015	13	120	1053	11.4	93	624	14.9								
2002	13	139	1118	12.4	80	624	12.8	2018	11	86	924	9.3	56	264	21.2

*—man-games for 2-deep include PK spot.

Dating back to 1987, only 14 times has CU lost over five percent of its "man game" count due to injury (1995-97-98-2000-02-03-08-10-11-12-13-15-16-17).

**BUFFS AGAINST THE BEST**

Here's a look at how CU has fared all-time against nationally ranked teams (*Associated Press* poll):

Games	All-Time Record	1989-2018 Record	Mike MacIntyre Record	Coach With The Most Wins
versus Top 5.....	12-55-2	8-23-1	0-4	5 / Bill McCartney
versus Top 10.....	25-94-3	14-40-2	0-7	8 / Eddie Crowder & Bill McCartney
versus Top 15.....	37-124-3	20-58-2	0-11	10 / Bill McCartney
versus Top 25.....	71-167-3	45-88-2	2-19	20 / Bill McCartney

"OUTSIDE THE NINE DOTS"

Some out of the ordinary records by the Buffs in some unique situations:

- ❑ Colorado is **86-48** against teams with three or more losses dating back to the 1985 season;
- ❑ Colorado is **86-50-1** in its last **137** games against schools that include the word "State" (dating to 1986);
- ❑ Colorado is **557-285-25** all-time in games played in the Mountain Time Zone (Colorado, Arizona, Montana, New Mexico, Utah, Wyoming)

18 TO THE HOUSE ON THE FIRST TRY WHEN IT COMES TO THEFTS & SCORES

CU players have a penchant to return their first career interceptions for touchdowns, as since 1992, **18** Buffaloes have scored after stealing their first college pass. Junior **CB Dante Wigley** is the most recent to accomplish it, racing 27 yards with his first pick for a touchdown versus Oregon State on Oct. 27. **S Nick Fisher** had been the last to do it, which he did in grand style on Oct. 28, 2017: he picked off a pass in the end zone against Cal, his momentum taking him back nine yards deep, and then he raced 109 yards for the score (100 officially by the NCAA). Previous to that, **ILB Rick Gamboa** had been the latest to join the club, returning a deflected pass 20 yards for a score against OSU in 2016, and **ILB Kenneth Olugbode** had the one before that, racing 60 yards for a score in a 27-24 overtime win over Colorado State in 2015. That was the first in eight years, going back to 2007, when redshirt frosh **CB Jimmy Smith** had a 31-yard return that cut Nebraska's lead to 35-31 early in the second half and was the impetus to a 65-51 comeback win. Prior to that was another spectacular one: **ILB Marcus Burton** returned a pick 99 yards at Oklahoma State in 2005, preserving CU's shutout in the waning seconds of the game. Three did it in 2004: **OLB Brian Iwuh** did it off the bat when he made his first career pick and returned it 37 yards for what proved to be the winning touchdown against Colorado State in the season opener; a week later, **Joe Sanders**, plucked off a ball against Washington State and raced 51 yards for six, snapping a 3-3 deadlock in the process; then versus Texas, **CB Terrence Wheatley** plucked one off and ran 37 yards for six with his first theft. Two did it in 2001: **S Medford Moor**er picked off his first career pass and returned it 64 yards for a touchdown against Texas in the Big 12 Championship game, while **CB Donald Strickland** returned his first career pick 31 yards for a touchdown just one minute into the CSU game. Frosh redshirt **CB Phil Jackson** did it in 2000, as he returned his first career INT 28 yards for a TD against Washington. **SS Rashidi Barnes** had his first one in CU's win over CSU in 1997, returning it 26 yards for a score, rallying the Buffs into a 14-14 tie early in the second half. Barnes was the fourth Buff in a 14-game span to return a first career pick for a TD—**Marcus Washington** had a 95-yard theft for a score in the '96 Cotton Bowl against Oregon; **Vili Maumau** had a 33-yard interception for six (and a Hula dance) at Colorado State in 1996; and **Nick Ziegler** stole one for a 31-yard score against Washington in the '96 Holiday Bowl. In 1992, **Dwayne Davis** returned one 31 yards for a TD in a 21-20 win at Minnesota to start this amazing run.

➤ And three did it with their first **punt returns**: **Ben Kelly** (vs. Utah State in 1998), **Jeremy Bloom** (vs CSU in 2002) and **Laviska Shenault** (2017 vs. Texas State).

BUFFALO DINOSAURS

The longtime radio voice of the Buffs, **Larry Zimmer** wrapped up his career following the 2015 season, calling **486** CU games; a string of **251** in a row came to an end after he was hospitalized in October 2014 (he would miss the final six games of the season). He only missed 17 games overall; prior to the six due to illness, he had missed three bowls (two due to contracts forbidding teams to originate broadcasts), three regular season games due to travel conflicts and five road games this season; his 400th at CU was also the 1,000 of his professional career. In 2009, Zim was honored as the 15th recipient of the Chris Schenkel Award, which recognizes those who have enjoyed a long and distinguished career broadcasting college football at a single institution (he called a total of **570** college games, including 50 for Michigan and 34 for CSU).

OTHER DINOSAURS: **Jon Burianek**, who retired as senior associate AD in June 2006 and then briefly rejoined the department on a contract basis in 2013, worked **444** CU football games, including a run of **415** in a row (229 of which were at home). **SID Dave Plati** has worked **465** overall (a streak of **410** dating from the '83 finale to the sixth game of 2017; a streak of **246** straight home games and **267** in the state of Colorado are intact); **Darian Hagan** has been a part of **257** (111 in two stints as an assistant coach, 62 as a football staff member, 35 as the Alumni C-Club director and 49 as a player); **Gary Barnett**, now an analyst with KOA, has worked **232** (106 as an assistant coach, 87 as head coach and 39 on the radio); Mark Johnson, who succeeded Zimmer as the voice of the Buffaloes, has called **186** games. The late **Fred Casotti**, the school's longtime SID/associate AD from 1952-87, witnessed **477** CU football games (including **268** in a row at Folsom) prior to his passing in 2001. The record by a coach is held by **Brian Cabral**, who, including his playing days (46 games), was a part of **340** (the last **294** in a row); former facilities man **John Krueger** worked **325** (1980s to 2012). Then there are CU's "Super Twins," **Betty Hoover** and **Peggy Coppom**, who have been to all but handful of CU's home games — since 1940 and every one since 1958 (they're 93). And the late **F.M. "Dutch" Westerberg** is the all-timer; the long-time season ticket holder saw *every* CU home game (**394** of 'em) from 1921 until 1999, when he passed away at the age of 94.

STAT CREW: **Jack Landon** (son of one-time presidential candidate Alf Landon) is in his 46th year as a member of the CU football stat crew in 2018; he joined the basketball crew in 1971 and then football two years later. Virginia did a survey on longest tenured state people, and Jack is 18th nationally.

NFL SCOUT WATCH

Colorado has 20 seniors on its 2018 roster, and as history has indicated, they received plenty of looks from scouts all around the National Football League; scouts/player personnel types pass through Boulder every season for a game and/or practice(s), with over three fourths of the league doing so on average every season. So far in 2018, **26** teams have sent reps to attend games: Arizona, Baltimore, Buffalo, Carolina, Chicago, Cincinnati, Cleveland, Dallas, Denver, Detroit, Green Bay, Jacksonville, L.A. Rams, Miami, New England, New Orleans, N.Y. Giants, N.Y. Jets, Oakland, Philadelphia, Pittsburgh, San Francisco, Seattle, Tampa Bay, Tennessee and Washington (26 teams in 2017; 28 in 2016). Not including camps or practices, **949** NFL scouts have attended Colorado games since 2000 (home, road and neutral sites). At the 2016 UCLA game in Boulder, the record for a CU game occurred: **31** scouts from 20 teams were in attendance for the game (next most: 20 for USC in 2017).



PLAYING ON SUNDAY: IN-THE-PROS

There are **14** former Colorado Buffaloes on the 2018 National Football League rosters as of Nov. 18 (19 were in camps), two less than at the end of 2017. Colorado has now had **245** players all-time go on to make an active NFL roster and **271** all-time draft picks, which ranks as the fourth most among Pac-12 programs and 22nd overall. CU had continually been one of the top 20 producers for the last quarter century of NFL talent and at one time in the late 1970's had the most active players (47) of any school in the nation. The last time Colorado was in the top 10 in players produced was in 2002 (10th, 29). The active list (KEY: **Exp.**—denotes number of years in the league; **i**—on injured reserve/physically unable to perform; **p**—practice squad):



Player	Pos.	Team	Exp.
Chidobe Awuzie	CB	Dallas Cowboys	1
David Bakhtiari	OT	Green Bay Packers	5
Ken Crawley	CB	New Orleans Saints	2
Mason Crosby	PK	Green Bay Packers	11
Phillip Lindsay	RB	Denver Broncos	R
Daniel Munyer	OG-C	Arizona Cardinals	2
Isaiah Oliver	CB	Atlanta Falcons	R
Paul Richardson	WR	Washington Redskins	4
i—Devin Ross	WR	Tennessee Titans	R
Jimmy Smith	CB	Baltimore Ravens	7
Nate Solder	OT	New York Giants	7
Tedric Thompson	SS	Seattle Seahawks	1
Josh Tupou	DT	Cincinnati Bengals	1
Ahkello Witherspoon	CB	San Francisco 49ers	1

IN CAMPS BUT WAIVED

Player (cut date)	Pos.	Team	Exp.
Bryce Bobo (Sept. 1)	WR	Denver Broncos	R
Shay Fields (Sept. 1)	WR	Washington Redskins	R
Afolabi Laguda (Aug. 31)	DB	Los Angeles Rams	R
Will Pericak (Sept. 1)	OG	Chicago Bears	3
Nelson Spruce (Sept. 1)	WR	Los Angeles Chargers	2

COACHES

Name	Pos.	Team	Tie To Colorado
Eric Bieniemy	OC/RB	Kansas City	Player, 1987-90; Asst. Coach, 2000-02, '11-12
Joe Bleymaier	QB/PG Analyst	Kansas City	QC/MacIntyre Staff, 2013-15
Tom Cable	OL	Oakland	Asst. Coach, 1998-99
Moses Cabrera	Str/Cond	New England	Asst. S&C Coach, 2010
Matt Daniels	Asst. ST	L.A. Rams	Grad Asst., 2017

COACHES, continued

Karl Dorrell	WR	N.Y. Jets	Asst. Coach, 1992-93, 95-98
Jon Embree	TE/AHC	San Francisco	Player '83-86/Asst. Coach '91-02 Head Coach 2011-12
James Hardy	Str/Cond Asst.	New England	Asst. S&C Coach, 2008-16
Mark Helfrich	Off. Coord.	Chicago	QB/Off. Coord., 2006-08
Nick Holz	QC/Offense	Oakland	Player, 2003-06
Vance Joseph	Head Coach	Denver	Player, 1990-94 Asst. Coach, 2002-03
T.C. McCartney	Off. Asst.	San Francisco	Grad Asst., 2012-13
Tyrone McKenzie	ILB	Tennessee	Grad Asst., 2015
Chris Morgan	OL/RG Coord.	Atlanta	Player, 1995-99
Anthony Perkins	Asst. to HC	Tampa Bay	Player, 2008-11
Kennedy Polamalu	RB	Minnesota	Asst. Coach, 1997-98
Robert Prince	WR	Detroit	Asst. Coach, 2010
Rip Scherer	TE	L.A. Chargers	Asst. HC/QB, 2011-12
Vernon Stephens	Asst. S&C	Arizona	Asst. S&C Coach, 2003-06
Chris Strausser	OL/Tackles	Denver	Asst. Coach, 2006
Chris Wilson	DL	Philadelphia	Asst. Coach, 2000-04

PLAYER PERSONNEL/DEVELOPMENT

Name	Team	Tie To Colorado
Malcolm Blacken	Washington (Dir., PD)	Strength Coach, 2011-12
Jordan Dizon	Denver (Scout)	Player, 2004-07/Butkus runner-up
Dave McCloughan	Oakland (Asst., PP)	Player, 1987-90
Matt Russell	Denver (Dir., PP)	Player, 1992-96/Butkus Award
Duke Tobin	Cincinnati (Dir., PP)	Player, 1992-93
Patrick Williams	Baltimore (Personnel Asst.)	Player, 2005-08
Omar Young	Green Bay (Coaching Admin)	Quality Control, 2013-14

CANUCKS: Two former Buffs were in the Canadian Football League in 2017, **CB Greg Henderson** (Montreal) and **ILB Kenneth Olugbode** (Calgary) but were not on any active roster in the CFL as of September 3.

DAD PLAYED ON SUNDAYS: Seven players are the sons of former NFL players: **WR Curtis Chiaverini** (father Darrin played four seasons with three teams); **RB Alex Fontenot** (father Albert played 10 seasons with three teams); **ILB Drew Lewis** (father Will played with Seattle and is now the director of scouting for the Kansas City Chiefs); **QB Steven Montez** (father Alfred, Oakland); **WR Dimitri Stanley** (father Walter, played eight seasons with five teams); **QB Blake Stenstrom** (father Steve played five seasons with Chicago and San Francisco); and **ILB Jacob Stoltenberg** (father Bryan played with San Diego, N.Y. Giants and Carolina).

COLORADO HIGH SCHOOL COACHES: Five former Buffaloes are serving as high school head coaches in the state; the five who head prep programs: **Matt Flavin** (Buena Vista), **Phil Jackson** (Sierra), **Dave Logan** (Cherry Creek), **Vincent Smith** (Boulder), **Dusty Sprague** (Holyoke) and **Scott Yates** (Kent Denver). **Marcus Washington** is a defensive coordinator (Adams City).

ALL-TIME CU PRO NOTE: How good was CU's 1994 offense? Ten of the 11 starters were drafted into the NFL (Tony Berti, Rae Carruth, Christian Fauria, Heath Irwin, Chris Naeole, Rashaan Salaam, Kordell Stewart, Bryan Stoltenberg, Derek West and Michael Westbrook), with the 11th signing as a free agent (Lepsis). All played, and three even remained on NFL rosters some 11 years later. And six of the '94 defensive starters wound up playing professionally as well.

CROSBY WATCH

PK Mason Crosby ('06) is the Green Bay Packers' all-time leading scorer both for the regular season and the regular and postseason combined; he set the record with a 21-yard field goal late in the Packs' 27-17 win over Seattle on Sept. 20, 2015, his 13th point of the night (he made all four field goal tries in the game, including a 54-yarder, and an extra point). Through games of Nov. 18, he has scored **1,428** points in 185 regular season games (**28th** in NFL history) and **137** in 18 playoff games for a total of **1,665** (he also made an NFL record 23 straight field goals in the postseason). Crosby also holds both Packers' field goal marks (**295** regular season, 26 postseason). He is fifth on the list for players who have/had spent their career with just one team. Crosby, of course, is CU's all-time leading scorer with 307 points.

➔ How many players have led a professional team and their college alma mater in scoring (regular season and playoffs combined)? The list is short (six including Crosby): **PK Jason Elam**, Denver Broncos/Hawai'i (1,870/395); **PK Stephen Gostkowski**, New England Patriots/Memphis (1,384/369); **PK Martin Gramatica**, Tampa Bay Buccaneers/Kansas State (640/349), **WR Jerry Rice**, San Francisco 49ers/Mississippi Valley State (1,244/310); and **PK Jeff Wilkins**, St. Louis Rams/Youngstown State (1,300/373).

ALL-TIME FWAA ALL-AMERICAN TEAM: The Football Writers Association of America placed Crosby on the second-team of its All-Time All-America Team, announced in conjunction with the group's 75th anniversary in August 2015.



**O-LINEMEN PIPELINE TO THE NFL**

CU has been a solid conduit to the NFL League when it has come to offensive linemen and the research below indicates CU may very well be the place to go if an offensive lineman wants to take it to the next level. Dating back to the 1991 NFL draft, or the '87 recruiting class, 29 of 41 players who started at least two years on the Buff offensive line were either drafted or signed as free agents. The list is impressive (with three others who started just one season):

Full Years				Full Years			
Player	Pos	As A Starter	NFL (Round or FA)	Player	Pos	As A Starter	NFL (Round or FA)
Stephane Nembot	OT	(4) 2012-15	Baltimore (FA)	Brad Bedell	G	(2) 1998-99	Cleveland (6)
Daniel Munyer	C/G	(3) 2012-14	Kansas City (FA)	Shane Cook	T	(2) 1998-99	New Orleans (FA)
David Bakhtiari	T	(3) 2010-12	Green Bay (4)	Ryan Johanningmeier	G/T	(3) 1997-98-99	Atlanta (FA)
Ryan Miller	G	(5) 2007-11	Cleveland (5)	Melvin Thomas	G/T	(3) 1995-96-97	Philadelphia (7)
Nate Solder	T	(3) 2008-10	New England (1)	Chris Naeole	G	(3) 1994-95-96	New Orleans (1)
Daniel Sanders	G/C	(3) 2006-08	St. Louis (FA)	Heath Irwin	G	(3) 1993-94-95	New England (4)
Edwin Harrison	G/T	(3) 2005-07	Kansas City (FA)	Bryan Stoltenberg	C	(4) 1992-93-94-95	San Diego (6)
Tyler Polumbus	T	(3) 2005-07	Denver (FA)	Derek West	T	(3) 1992-93-94	Indianapolis (5)
Brian Daniels	G	(4) 2003-06	Minnesota (FA)	Tony Berti	T	(2) 1993-94	San Diego (6)
Mark Fenton	C	(3) 2004-06	Denver (FA)	Jay Leeuwenburg	C	(3) 1989-90-91	Kansas City (9)
Clint O'Neal	T	(2) 2004-05	Washington (FA)	Mark VanderPoel	T	(3) 1988-89-90	Indianapolis (4)
Sam Wilder	T	(2) 2003-04	Dallas (FA)	Joe Garten	G	(4) 1987-88-89-90	Green Bay (6)
Marwan Hage	G/C	(3) 2001-02-03	Jacksonville (FA)	One-Year Starters:			
Wayne Lucier	G/C	(2) 2001-02	N.Y. Giants (7)	Tom Ashworth	T	(1) 2000	New England (FA)
Justin Bates	T/G	(3) 2000-01-02	Dallas (7)	Ben Nichols	G	(1) 1998	Atlanta (FA)
Andre Gurode	G/C	(3) 1999-00-01	Dallas (2)	Ariel Solomon	T	(1) 1990	Pittsburgh (10)
Victor Rogers	T	(3) 1999-00-01	Detroit (7)				

A LONG LINE OF WALK-ONS HAVE RISEN TO FIRST-TEAM AT COLORADO

After the NCAA reduced the number of scholarships from 95 to 85 (completed in 1992), more and more players have had to make their bones starting as walk-ons. Here's a short list (38 count) of some of the standout former and current walk-ons who rose to first-team status at Colorado:

Player	Pos.	First Season	Letters	Notes
Willie Beebe	FB	1978	4L	Solid blocker who scored nine career touchdowns as a bruiser near the goal line
Kyle Rappold	NT	1985	3L	Known as the "trash compactor" for his stature, the Fort Lewis transfer clogged the run
Jeff Campbell	WR/KR	1986	4L	Earned scholarship second day of freshman camp; played five years in the NFL
Ken Culbertson	PK	1986	3L	Scored 98 points in CU's 11-0 run in '89 season, making 59-59 PAT and 11-17 FG
David Gibbs	CB	1986	4L	Solid corner and special teams performer, now coaching with NFL Kansas City Chiefs
Mark Henry	WR	1987	3L	Big play guy with 18 career catches for 416 yards, or 23.1 per catch
Robbie James	WR	1987	1L	Threw TD pass on third down FG fake at Oklahoma State to lead CU to 16-12 win in 1991
Charles Johnson	QB	1987	2L	Often subbed for an injured Darian Hagan, earning Orange Bowl MVP honors in '91 vs. Notre Dame
Erik Norgard	C	1987	2L	Walked on in the spring after transferring from Western Washington; All-Big 8 as a senior
Chris O'Donnell	LB/SN	1987	4L	Solid as a rock at long snapper on special teams all four years
Keith Miller	FB	1992	2L	From tiny Ovid, Colo., he was a solid blocking back. Now an opera singer with the MET.
Ryan Black	SS	1993	4L	Led team in tackles as a junior in 1996 with 154 (78 solo)
Ryan Sutter	FS	1993	3L	CU's all-time special team points leader, led Buffs in tackles (170, 98 solo) in 1997
Neil Voskeritchian	PK	1993	2L	Won the starting placekicker job in 1994, finished career ninth in scoring at CU (161 points)
Nick Pietsch	P	1996	4L	Led CU in punting in 1997-98-99, finished with a career average of 39.9
Beau Williams	TE	1998	2L	Primarily a blocking tight end, played a big role on CU's 2001 Big 12 title team
D.J. Hackett	WR	2001	2L	Walked on after CS-Northridge dropped football; led CU in receiving in '03, four-year NFL veteran
Tom Hubbard	FS	2001	2L	Defensive MVP of the 2004 Houston Bowl with two interceptions
Evan Judge	WR	2001	4L	Caught 69 balls for 903 yards to finish in top 20 in receiving yards
John Torp	P	2001	3L	Finished second for the '05 Ray Guy Award; set a school records with 205 punts, 65 inside the 20
Paul Creighton	TE	2002	4L	Also saw action at FB, he primarily was a
Greg Pace	SN	2002	4L	Took over all special team snapping chores early as a freshman and handled through senior year
Joel Klatt	QB	2003	3L	Former infielder in Padres organization went on to set 44 CU passing and total offense records
Cody Crawford	WR	2004	3L	Has cracked the school's all-time lists in catches and yards
Jeff Smart	ILB	2005	4L	Earned a scholarship 3 games into the 2007 season, first LB to do so under Cabral; second most tackles by a WO
Scotty McKnight	WR	2006	4L	First freshman WR to ever lead CU in receiving (43-488, 4 TD), finished first in career receptions and third in yards
Aric Goodman	PK	2008	3L	In his first season, he was awarded a scholarship after making the game-winning FG versus West Virginia
Jason Espinoza	WR	2008	3L	Suffered two breaks to his collarbone in '08, playing briefly in-between; co-first team WR in '09
Dustin Ebner	WR	2009	3L	Primarily on special teams until his senior year, when he became a regular in the rotation and caught his first TD pass
Keenan Stevens	C	2009	2L	Pressed into duty in the season opener due to injury, he soon became a fixture and started 10 games
Alex Wood	FB	2009	2L	Hybrid tight end/fullback worked exceptionally hard and became the first player from Steamboat to start in decades.
Scott Fernandez	TE	2010	2L	Ascended to the top of the depth chart his senior year ('13); first career catch was fifth longest (71 yards vs.UA).
Travis Sandersfeld	DB (N)	2010	4L	One of the CUs top perennial special teams performers, he emerged as the starting nickel back for 5 games in 2010
David Goldberg	DE	2011	3L	Coaches cited how hard he worked daily in practice and assumed a starting spot midway through his senior year
Darragh O'Neill	P	2011	4L	Had more punts (74) than any other freshman at CU, with his 42.3 average second best by a frosh in the NCAA
Ryan Moeller	FS	2013	2L	Starred at Rifle HS in the middle of the Colorado Rockies, top special teams performer and had 14 UT in first start
Colin Johnson	H	2015	1L	He earned the holder position in spring drills
T.J. Patterson	QB	2016	1L	He earned the holder position in spring drills



STAT SHOTS

Here are some interesting statistical bullets about Colorado football:

- ➔ **30+.** In its history, Colorado is **323-27-1** when scoring 30 or more points (4-2 in 2018, **15-4** over the last three years), with records of **234-9** with 35-plus points and **217-7** with 36-plus, **192-5** with 38-plus and **123-2** with 43 or more tallies. The seven losses with 36 or more points came to Air Force (58-35 in 1968), Oklahoma (82-42 in 1980), Stanford (41-37 in 1993), Toledo (54-38 in 2009), Kansas (52-45 in 2010), Utah (42-35 in 2012), California (59-56 in 20T in 2014) and Arizona in 2017 (45-42). CU has played **1,248** games in its history, registering point totals of every number between 0 and 70 except 1 (duh!) and 68, and 75 and 109 above that mark.
- ➔ Colorado is **119-119-3** in its last **241** league games: within this record is a 25-game span in which CU did not lose a conference game, the fourth longest streak all-time in the Big Eight (1958-1995). Colorado was 23-0-2 during that run. Colorado, however, is **17-54** as a member of the Pac-12.
- ➔ **30 points / 3 TDs.** Colorado has scored 30 or more points in **153** of its last **357** games, posting a **130-22-1** record; the Buffs have scored at least three touchdowns in **234** of these games dating to the start of 1989; in this time frame, CU is **27-104-2** when held to two or fewer touchdowns.
- ➔ For years, the mark of a strong CU team was that the Buffaloes routinely averaged six or more yards on first down. Technically the last time the Buffs averaged six or more for a season was in 2001, their Big 12 Championship year (**6.7**; CU did average **5.98** per first down play in 2016). Colorado did it six times between 1989 and 1997, including a team record best of **7.2** in both 1989 and 1994.
 - ➔ Since 1966, CU has averaged less than **4.3** just seven times (last in 2012) and less than 4.1 once—3.5 in 1979. In 2012, the Buffs averaged **4.25** yards on first down, their lowest number since that 3.5 figure in 1979.
 - ➔ In 2013, in MacIntyre's first season, the Buffs had their best average on first down in years: CU averaged **5.83**, their best since 2001 (6.7). In 2014, the average was **5.36** and in 2015 it was back up to **5.76** and then to a **5.98** figure in 2016; it dipped a bit in 2017 (**5.71**).
 - ➔ In 2018, the Buffs are averaging **5.43** per 340 first down plays.
- ➔ Dating back to the fifth game of the 1999 season, an OT win over Missouri, the Buffs have **63** scores by return, or non-offensive scores, in the last 20 seasons (highs of eight in 1999 and 2002). Since the '95 opener and including postseason, CU has **82** scores by return in **291** games (75 regular season, seven bowl). *In the MacIntyre Era, Colorado has 15 return TDs (5 in 2013, 2 in 2015, 4 in 2016, 2 in 2017, 2 in 2018).*
- ➔ **200/200.** Colorado has accomplished the 200 "double-double," that is 200 yards both rushing and passing **52** times in the last **317** games, dating to 1993), having accomplished it **16** times under MacIntyre (**11-5**). CU averaged over 200 in each for the season in 1993, 1994 and in 2001 (and threatened to do it in 2016). The Buffs are **50-8** since 1981 when they have reached the 200 plateaus in both and **58-11** overall. *Prior to '93, CU had accomplished the feat only 19 times in its first 929 games in its history.*
- ➔ **600+.** Colorado is **17-1** all-time in games when it has gained 600 or more yards on offense; the first loss was last year when the Buffs had 630 in the 59-56 double overtime loss at California on Sept. 27, 2014. CU is **2-0** under MacIntyre (Nicholls State, 2015; Washington State, 2016).
- ➔ **Grass.** Colorado is **95-101** in its last **196** games on grass, including a **62-59** mark at home (though **12-6** in the last 17 games at Folsom), dating back to the 1999 season when Folsom Field converted back to grass (CU is **16-11** on grass over the last three-plus seasons).
- ➔ **Artificial Turf.** Colorado is **100-64-3** in its last **167** games on non-grass fields dating back to 1989, including a **65-47-3** mark in conference games. CU is **1-2** in 2018 (and is 7-14 under MacIntyre).
- ➔ **First Quarter Dominance.** Dating to the start of 2016, Colorado has been fairly dominant in the first quarter: the Buffs have outscored its opponents **290-152**, with an edge in total offense of **3,804-3,257** (and **plus-8** in TO margin).
- ➔ **Goal-to-Go Situations:** Under MacIntyre, the Buffs have scored in **110** out of **123** situations when it has been first-and-goal. This includes **91** touchdowns and **19** field goals, thus the TD percentage is **82.7** and the overall percentage is **89.4**. The **13** non-scores: seven fourth down misses, four missed field goals (from 26, 28, 31 and 33 yards) and two turnovers.
- ➔ **Third & Short.** Colorado was **203-of-338** (**60.1** percent) on third down with three or less yards to go under MacIntyre; **102-of-138** on 3rd-&-1, **68-of-113** on 3rd-&-2 and **33-of-87** on 3rd-&-3. In the same situations, the opponent is **194-of-305** (**63.6**, including **94-of-120** on 3rd-&-1). **Third & Long (11-plus):** Colorado is **25-of-194**, Opponents **37-of-190**.
- ➔ **No Turns or Sacks.** Dating back to 1972, Colorado is **18-3** in games when not allowing a sack or committing a turnover (**3-2** under MacIntyre, including the 28-21 win over Arizona State this season). In these 21 games, the Buffs have outscored the opponent by **823-443** (six games decided by less than 17 points).
- ➔ **Turnover Free.** Colorado has played **84** turnover-free games dating back to the 1946 season, owning a record of **55-25-4** in those games (**2-1** in bowls). Under MacIntyre, CU is **11-6** in miscue-free contests (**3-0** in 2016, **2-2** in 2017, **3-1** in 2018).
- ➔ **Time Spent In The Lead.** The Buffaloes held leads in 11 of 14 games in 2016 (two-score leads in 10 of those), and were ahead for a total of **457:20** on the season. That's the second-most by a hair in the 21 years CU has tracked the stat (CU led for 458:01 in 1996—a 12-game season including the bowl).
 - ➔ In 2017, CU held the edge up until the season finale at Utah, and for the year, the opponent wound up with a **302:13** to **285:30** (tied 132:17).
 - ➔ In 2018, CU has led **41** percent of the time (**268:07**), having led in all 11 games and trailed in eight to date for **221:50**.
- ➔ Between 2010 and 2013, opponents had **279** plays of 20 yards or more, earning a combined **8,651** yards (31.0 yards per).
 - ➔ Under MacIntyre, the number has been dwindling: in his first season (2013) opponents had **73** plays of 20 yards or more (out of 924, 7.9%), netting **2,316** yards (**31.7** per); in 2014, opponents had **72** plays of 20-plus (8.5 percent of the 845 overall), with those collectively gaining **2,456** yards (1,472 pass/984 rush, **34.1** per). And in 2015, opponents had **65** plays of 20 or more yards (of 948, 6.9%, totaling **2,242** yards (still 34.5 per).
 - ➔ In 2016 (13 games), a noticeable difference: CU allowed **49** plays of 20-plus for **1,548** yards (31.6 per, but 5.4% of plays yielding 36% of yards).
 - ➔ It was feast or famine for the opponent in 2017: it had **62** plays of 20 or more yards that totaled **2,052** yards (a whopping **33.1** yards per); the other **822** plays netted **3,355** yards (or **4.1** per).
 - ➔ In 2018, opponents have 45 plays of 20-plus yards, totaling **1,662** yards (**34.4** per). The other 762 plays: **2,690** yards (**3.53** per).
- ➔ The Buffs averaged **439.2** yards per game in 2016, in part thanks to a school record eight games in a row with **400** or more, with an average **284.6** yards through the air. Colorado has averaged 400 or more yards per game over the course of an entire season 16 times, including three of the last four seasons (417.6 in 2017), with the school record of 495.3 set during the 1994 season.
 - ➔ The Buffaloes have averaged over 300 yards passing in a season just once — 303.5 — in 1996, and came close the year before (297.2) and in 1992 (297.4); otherwise, CU has thrown for 250 or more per game just four times, including 2014 and 2016 (254.4).
- ➔ Colorado rarely folds when the opponent is faced with a 3rd-and-20 or longer. Dating back to 1993, opponents are just **5-of-129** on 3rd-and-20 or more. The Buff defense have had streaks of 51 and 30 in this span (Stanford is the last team to convert one, in 2011; the opponent is now **0-of-20** since). The CU offense is **12-of-146** when it's faced with 3rd-and-20 plus in the same span (last converting on a 3rd-&-27 in the Alamo Bowl against Oklahoma State).
- ➔ CU has scored in **31** of **44** quarters this year (**15** in a row in one stretch; **35** of 48 quarters in 2017), and in **216** of **296** under MacIntyre (74 percent).

**TRENDS****MacINTYRE ERA (2013-PRESENT)**

Mike MacIntyre took over the Buffalo program in 2013; here are the final numbers for his 74 games (**30-44** record, including the Alamo Bowl):

Category

➤ When winning the coin toss	19-27
➤ when scoring 20 or more points (3-19 when not)	27-25
➤ when scoring 30 or more points	22-10
➤ when scoring 40 or more points	16- 2
➤ when scoring 50 or more points	1- 1
➤ when holding opponent to 17 points or less	16- 0
➤ in games decided by 7 points or less	9-13
➤ with two or fewer turnovers (11-6 with zero)	27-30
➤ when turnover margin was plus or even	25-18
➤ when not throwing an interception or allowing a sack	5- 2
➤ when scoring first (9-27 when not)	21-17
➤ when running 90 or more plays	2- 7
➤ when leading at halftime	21- 8
➤ when trailing at halftime (3-3 when tied)	6-33

Category

➤ when leading after three (3-38 trailing, 4-1 tied)	23- 5
➤ when holding opponent under 70 plays	15-13
➤ when holding opponent under 100 yards rushing	12- 2
➤ when holding opponent under 300 yards offense	15- 0
➤ when rushing for 100-plus yards (19-7 in last 26)	29-24
➤ when rushing for 200-plus yards	16- 6
➤ when rushing for 250-plus yards (4-1 300-plus)	9- 1
➤ when rushing for more yards than passing	8- 6
➤ when averaging 6.0 or more yards on first down	17-16
➤ with a 100-yard rusher	16- 7
➤ when rushing and passing for at least 200 yards	11- 5
➤ when passing for 200-plus yards	23-28
➤ with 400-plus yards total offense	21-15
➤ with 500-plus yards total offense (2-1 with 600-plus)	12- 6

TRENDS II**1985-PRESENT**

Since 1985, when the Buffs returned to their traditional winning ways after six frustrating years from 1978-84, Colorado is **223-187-4**; in these 414 games spanning the last 33-plus seasons, CU has posted the following records (including bowls):

◆ with 400-plus yards total offense	131-40-2	◆ when holding opponent under 300 yards total offense	105-20-1
◆ with 500-plus yards total offense	66-12-0	◆ when leading at halftime	175-34-2
◆ when converting 50 percent or better on 3rd down	91-15-1	◆ when leading after three quarters	182-26-3
◆ when punting three or fewer times	76-29-1	◆ when scoring 24 or more points	183-48-2
◆ with zero turnovers (168-82-2 with two or fewer)	47-22-2	◆ when held to 13 points or less	4-67-0
◆ when holding opponent to 17 points or less	128-19-1	◆ when not committing a turnover or allowing a sack	18- 3-0
◆ when holding opponent under 100 yards rushing	110-16-1	◆ when holding edge in 1st downs & possession time	128-38-2

TRENDS III**1989-PRESENT**

Since 1989, when the Buffs became a regular in the national rankings for the next 16 seasons, Colorado has posted an overall record at **195-170-4**. Here are some trends during this time frame (369 games over the last 29-plus seasons, including bowls):

➤ when running more plays than the opponent	114-68-3	➤ when rushing for 200-plus yards	99-12-1
➤ with 400-plus yards total offense (61-12 with 500-plus)	117-40-2	➤ when rushing for 250-plus yards	65- 3-1
➤ when scoring 30 or more points	130-22-1	➤ when rushing for 300-plus yards	35- 1-1
➤ when leading in possession time (63-105-1 when not)	132-65-3	➤ when rushing and passing for at least 200 yards	48- 8-0
➤ when making 20-plus first downs	131-64-1	➤ when passing for 200-plus yards	113-91-2
➤ when converting 50 percent or better on 3rd down	77-13-1	➤ when passing for 300-plus yards (11-3-1 400-plus)	39-31-1
➤ when scoring first	124-50-1	➤ when passing for more yards than rushing	105-141-2
➤ with zero turnovers (151-106-2 with two or fewer)	41-21-2	➤ when holding edge in 1st downs & possession time	111-38-2
➤ when holding opponent to 17 points or less	103-13-1	➤ when holding edge in field position	146-45-1
➤ when holding opponent under 100 yards rushing	94-16-1	➤ when not committing a turnover or allowing a sack	17- 3-0
➤ when holding opponent under 300 yards total offense	83-15-1	➤ when out-rushing the opponent	156-24-3
➤ when average field position is CU 30+ (27-3 40+)	135-63-2	➤ when owning the edge in return yards	137-61-2
➤ when play selection is 50 percent rushing calls	161-54-2		

TURNOVER ANALYSIS / MAC ERA

Most head coaches believe that when it comes to turnovers, they are one of the single most important factors in winning or losing ball games. Statistics back up the argument, as the below shows that it is definitely better to take than to give in the five-plus seasons Mike MacIntyre has been head coach. A closer look:

MacIntyre Era	Turnovers		+/-	Scoring Off Turnovers		+/-
	Committed	Forced		PF	PA	
30 WINS	33	58	+25	182	78	+104
44 LOSSES	81	50	-31	96	325	-229
74 GAMES	114	108	- 6	278	403	- 125

POST BYE WEEKS

Colorado is **27-22** in games following a bye week since 1948, when the Buffaloes joined the Big Seven Conference; CU stopped playing Denver in an annual Thanksgiving game that year and byes became much rarer. In fact, the Buffs had just five bye weeks between 1948 and 1984 (going 3-2; one was created in 1963 after the assassination of JFK). Since 1985, CU has had at least one bye in 31 of 34 seasons, with two weeks off 11 of those years and one season with three idle Saturdays (2001, due to the Sept. 11 terrorist attacks). CU is **24-20** in games following byes dating back to 1985, which includes a **2-5** mark as a member of the Pac-12 (losing to Arizona State in 2012, at Oregon State in 2013, at USC and Oregon in 2014 and at Utah in 2017; and wins over UCLA in 2016 and 2018).



2018 ANNIVERSARIES

The annual listing of what happened years ago, or anniversaries of 5, 10 and 25-year increments:

- 1893** After defeating Colorado A&M in February of this year in a challenge game (CU won, 70-6 in Fort Collins), the Aggies appear on the CU schedule for the first time, traveling to Boulder for a game on October 7; the result is more of the same, as Colorado won, 44-6.
- 1898** Now in its ninth year of intercollegiate football, Colorado plays its first opponent from outside the state boundaries, as Nebraska visited Boulder on Nov. 17; the then-Bugeaters left town with a 23-10 win over the Silver & Gold. And after playing on assorted campus fields, CU has its first official home, Gamble Field, named in honor of six-time letterman, **Harry Gamble**.
- 1903** Colorado matches its high win total for a season in going 8-2; included a 4-0 mark in Colorado Football Association play and a 17-0 win at Colorado Mines on Halloween; Mines challenges CU to a postseason rematch, and Colorado wins that one as well, 23-5 in Boulder.
- 1908** **Fred Folsom** returns for his third of four stints as head coach, and leads CU to the Colorado Football Association title and a 5-2 record.
- 1913** Colorado concludes a 5-1-1 season with its first trip ever to the state of Oklahoma, where on Thanksgiving Day, CU drops a 14-3 decision to the University of Oklahoma in Oklahoma City. It's the fifth state Colorado travels to in its history, after Nebraska, Utah, Kansas and Wyoming.
- 1918** Many schools played abbreviated schedules due to World War I, which came to a halt on November 11 (officially with the signing of the Treaty of Versailles on June 28, 1919). CU was 2-3, all five games played in a 21-day span (Nov. 16-Dec. 7); one of the wins was a 20-6 with over The Lieutenants.
- 1923** Colorado completes the season with a 9-0-0 record, its best in 34 years of football, as CU outscored its opponents by 280-27 (no team scored more than seven). The popularity of the team is at an all-time high, and thus the school begins work on a new stadium on the northeast side of campus.
- 1928** (Oct. 13) **Bill Smith** records the first known 100-yard rushing game ever by a CU player, running for 132 yards and a TD in a 21-7 win at Northern Colorado.
- 1933** Sophomore **William "Kayo" Lam** bursts on the scene and leads CU to a 7-2 record. It's the last year the school is known as the Silver & Gold, as "Buffaloes" wins a contest the following year and the teams have been named such ever since.
- 1938** It's Colorado's first year in the Mountain State Conference (also called the Skyline and Big 7), as seven schools broke away from the Rocky Mountain Athletic Conference. The Buffaloes go 3-4-1 in the first year after **Byron White's** graduation.
- 1943** The full effect of World War II hits college football, CU being no exception. The Buffs played a limited conference schedule (two games), sweeping Utah home and away, lost twice to No. 18 Colorado College and defeated three military teams in going 5-2.
- 1948** CU's first year in the old Missouri Valley Conference (also called the Big 6), to make it the Big 7; the Buffaloes go 2-3 in league play (due to scheduling conflicts, Oklahoma did not appear on a CU schedule until 1950). That was good for a fourth place finish, with the wins coming over Nebraska (19-6 on Oct. 9, also Dal Ward's first win) and Kansas State (51-7 on Oct. 23). Colorado loses close games to two former conference mates, at Utah (14-12) and Colorado State (29-25). (Feb. 3) **Dallas Ward** named the 14th head coach in Colorado history, selected by then-athletic director **Harry Carlson** to lead CU into the Big 7 Conference.
- 1953** Colorado wins its last four games to finish 6-4 for the season; senior **Gary Knafelc** caught 22 passes for 451 yards and eight TDs, averaging 20.5 yards per catch; he went on to star for the Green Bay Packers, and upon his retirement, was the team's stadium PA announcer for 40 years.
- 1958** **Howard Cook** ties Byron White's record by scoring 25 points against Arizona in Tucson, as he scored four touchdowns and kicked an extra point in CU's 65-12 rout of the Wildcats; the record would stand for 43 years. Cook also became the first Buff to lead the nation in punt returns (averaging 10.1 per).
- 1963** (Jan. 3) **Eddie Crowder** is named the 17th head coach in Buff history, replacing alum Bud Davis ('51) who took over the program for a year after it was devastated by NCAA penalties. CU goes 2-8 for a second straight year, but is much more competitive from the get-go: the Buffs lost the season opener at No. 1 USC by just 14-0. The season finale against Air Force on Nov. 23, is postponed for two weeks as the nation mourned the death of President John F. Kennedy.
- 1968** **QB Bobby Anderson** becomes the first Buff to go over 2,000 yards total offense for a single-season, recording 2,129 yards (1,341 passing, 788 rushing).
- 1973** A senior-laden Buffalo team opens the year ranked No. 10 in the nation, and opens 5-2 with the losses to two ranked teams; but CU loses its last four games, and following a 17-14 season-ending home loss to Kansas State, **Eddie Crowder** announces his resignation as head coach. He remains on as CU's athletic director for the next 11 years (a position he took over in 1965).
- 1978** Unbeknownst at the time, this would be CU's last winning season until 1985; the Buffaloes opened 5-0, allowing exactly seven points in each of those games, and climbed to a No. 13 national ranking; but the Buffs dropped five of their last six and coach Bill Mallory was fired three days after the last game. Senior **Howard Ballage** becomes the third Buff to lead the nation in kickoff returns (averaging 29.4 yards per). It was also the final season for the original **Ralphie**. (Oct. 28) Colorado rallies from a 27-7 deficit to defeat Missouri in Columbia, 28-27; the rally from 20 points down is still the largest comeback in school history.
- 1983** (Sept. 17) After a 25-year dormancy, the CU-Colorado State rivalry in football is resumed; KWGN (Ch. 2) televises the game locally, which saw the Buffaloes cruise to a 31-3 win. Sans a 1969 NCAA tournament game, the two schools had also gone 20 years without playing in men's basketball (1959-79).
- 1988** (Oct. 22) Oklahoma edges CU, 17-14, in the first night game ever at Folsom. A 7-2 start paves the way for the Buffs to crack the Top 20, as at No. 19 the Buffs are ranked for the first time since 1978; an 8-4 final record is the school's best since a similar mark in 1976. **QB Sal Aunese** led CU to a 24-21 win at No. 19 Iowa, CU's most significant road win in over a decade, and senior **Keith English** became the second Buff to lead the nation in punting (45.0 average).
- 1993** (Oct. 16) Colorado wins 27-10 at Oklahoma, the 78th victory by head coach **Bill McCartney**, as he becomes the all-time winningest coach in school history, passing **Fred Folsom**. In that game, **Lamont Warren** throws a 34-yard touchdown pass to **Charles Johnson**; Warren slipped on the slick AstroTurf and Johnson was interfered with but still caught the ball while lying on the ground in a play that was selected as the national play of the year (the first of two in a row for CU). Johnson went on to be named the offensive player of the year in the Big 8, the first wide receiver to ever receive the award.
- 1998** Two milestones this season: CU's 37-8 win over Iowa State is the school's 600th all-time, and the 51-43 win over Oregon in the Aloha Bowl is the 1,000th game in school history. In the latter, **Mike Moschetti** throws four touchdown passes and **Ben Kelly** returns the opening kickoff for a touchdown. CU and Colorado State open the season in Denver—the first time in 70 series game that was played on a neutral field (CU won, 41-14).
- 2003** An injury-marred season led to a 5-7 record, but it was not without its highlights. **WR DJ. Hackett** set a school record with 78 receptions (for 1,013 yards, just the sixth and to date the last 1,000-yard season), and **QB Joel Klatt** throws for 2,614 yards (the third 2,500+ season in school history).
- 2008** The Buffaloes open 3-0, capped by a 17-14 overtime win over No. 21 West Virginia before an ESPN national audience; but a rash of injuries (122 games lost by two-deep players) was the main reason for a 2-7 finish over the final nine games. Still, CU appeared bowl-bound until a school-record 57-yard field goal by Alex Henery rallied Nebraska to a 40-31 win in the season finale (the Huskers added a late score on an interception return).
- 2013** The Buffs open up 2-0 in **Mike MacIntyre's** first season as head coach, but due to what amounted to a 1,000-year flood in Boulder, the team was idle for two straight weeks as a game with Fresno State was cancelled. When CU beat Colorado State 41-27 in the opener, MacIntyre became just the second head coach to win his first game at CU since 1932.

**COLORADO BY THE NUMBERS ALL-TIME HISTORIC**

- 6-8** Colorado's record in overtime games (**0-1** in 2018; last OT game had been in 2015).
- 8** The number of Buffaloes enshrined in the College Football Hall of Fame (six players: Byron White, Joe Romig, Dick Anderson, Bobby Anderson, Alfred Williams, John Wooten, Herb Orvis (to be inducted this December); and one coach: Bill McCartney)
- 16** The number of career interceptions by CU's all-time leader, **S John Stearns** (1970-72).
- 18-3** Colorado's record in games since 1972 when not committing a turnover or allowing a quarterback sack (**1-0** in 2018).
- 28** The number of national championships CU has won in its athletic history: 20 skiing, 7 cross country (5 men's/2 women's), 1 football.
- 30** The number of tackles by **LB Jeff Geiser** against Kansas State on Nov. 24, 1973, CU's single game record (5 solo, 25 assists).
- 30** The number of states CU has played a football game in with the most recent addition of Massachusetts in 2014
- 35** The number of career quarterback sacks by CU's all-time leader, **OLB Alfred Williams** (1987-90).
- 36-11** Colorado's record in games in its history when it has had a 100-yard rusher and a 100-yard receiver in the same game.
- 42-30** Colorado's all-time record in games decided by one (27-17) or two (15-13) points.
- 53** The number of all-time players who have rushed for 1,000 or more yards in a CU uniform (seventh in the NCAA).
- 54-22** Colorado's record in games against unranked teams in the month of November, dating back to 1989.
- 60** The length of the school record field goal **PK Mason Crosby** made against Iowa State in 2004.
- 62-36** The final score of CU's 2001 win over BCS No. 1 Nebraska, which earned the Buffs the Big 12 North title.
- 64** The length of the pass from **QB Kordell Stewart** to **WR Michael Westbrook** (via **WR Blake Anderson** tip), known as "The Catch" at Michigan.
- 67** The length of **TB Charlie Davis'** TD run against Oklahoma State on Nov. 13, 1971, one that put him over the 1,000-yard mark for the season.
- 67** The length of **TB Rashaan Salaam's** TD run against Iowa State on Nov. 19, 1994, one that put him over the 2,000-yard mark for the season.
- 68** The number of wins Colorado has over teams ranked in the Associated Press weekly polls (23rd most all-time; **45** since 1989, 19th most).
- 72** The number of yards that 64-yard pass was in the air, thrown from the CU 32 to four yards deep in the end zone to rally CU to a 27-26 win.
- 78-15-4** Colorado's record in games from 1989-96, the nation's fourth best overall record in the nation during that time frame.
- 93** The number of wins by Bill McCartney, CU's all-time winningest coach (93-55-5, 1982-94).
- 198, 6** The number of rushing yards and touchdowns, respectively, by **TB Chris Brown** against Nebraska on Nov. 23, 2001 in CU's 62-36 win.
- 234-9** Colorado's all-time record in games when it has scored 35 or more points (**323-27-1** with 30 or more points, with **123-2** with 43 or more).
- 239** The number of players from CU who have played in the National Football League, a top 20 figure nationally.
- 242** The number of consecutive games Colorado scored in between 1988 and 2008, the ninth-longest all-time in Division I football.
- 275** The number of national or regional regular season games CU has had on television since 1990, one of the top 10 figures in the nation.
- 284** The number of receiving yards by **WR Paul Richardson** (vs. California, Sept. 10, 2011), breaking the old mark of **222** first set by **WR Walter Stanley** (vs. Texas Tech, Sept. 12, 1981) and then matched by **WR Rae Carruth** (at Missouri, Nov. 2, 1996).
- 294** The number of career receptions by CU's all-time reception leader, **WR Nelson Spruce** (2012-15).
- 304** The number of times Colorado has been ranked in the Associated Press weekly poll (26th most all-time).
- 307** The number of career points by CU's all-time scoring leader, **PK Mason Crosby** (2003-06).
- 315** The number of wins Colorado has at Folsom Field since it opened on Oct. 1, 1924 (**500** games: **315-175-10**).
- 342** The number of rushing yards by **TB Charlie Davis** against Oklahoma State on Nov. 13, 1971, CU's single-game rushing record.
- 362** The number of all-purpose yards by **TB Rashaan Salaam** at Texas on Oct. 1, 1994, CU's single-game record (317 rushing, 45 receiving).
- 407** The number of home wins Colorado has in its history (combined between campus fields, Gamble Field and Folsom Field).
- 465** The number of passing yards by **QB Mike Moschetti** against San Jose State on Sept. 11, 1999, CU's single-game passing record.
- 486** The number of games announcer **Larry Zimmer** called on the radio for the Buffaloes, the most by anyone in CU history (retired after 2015).
- 493** The number of career tackles by CU's all-time leading tackler, **ILB Barry Remington** (1982-86).
- 533** The number of passing yards against Northeast Louisiana on Sept. 16, 1995, CU's single-game record.
- 551** The number of rushing yards at Arizona on Oct. 11, 1958, CU's single-game record.
- 705** The number of wins Colorado has in its history (25th most all-time).
- 767** The number of yards of total offense against San Jose State on Sept. 11, 1999, CU's single-game record.
- 1,149** The number of receiving yards by **WR Charles Johnson** in 1992, CU's single-season record.
- 1,248** The number of games Colorado has played in its history (129 seasons of intercollegiate football).
- 2,055** The number of rushing yards **TB Rashaan Salaam** had in 1994 (the fourth at the time with a 2,000-yard season), on his way to the Heisman.
- 3,156** The number of passing yards by **QB Koy Detmer** in 1996, CU's single-season record.
- 3,347** The number of career yards by CU's all-time receiving leader, **WR Nelson Spruce** (2012-15).
- 3,940** The number of career yards by CU's all-time rushing leader, **TB Eric Bieniemy** (1987-90).
- 5,345** The elevation in feet of CU's Folsom Field (field level), the third highest stadium elevation in the FBS (behind Wyoming and Air Force).
- 9,568** The number of career passing yards by CU's all-time passing leader, **QB Sefo Liufau** (2013-16).
- 10,509** The number of career yards by CU's all-time total offense leader, **QB Sefo Liufau** (2013-16).

MONTHLY TAB

Colorado is **68-40** in its last **108** September games, a pretty decent record considering the quality of non-conference schedule CU almost annually plays. The Buffs are **59-60-2** in their last **121** October games dating back to 1989 and are **61-53-1** in its last **114** November games (**55-41** against all-comers aside from Nebraska, going 6-12-1 against NU in turkey month, and **54-22** against unranked teams; in 2016, Colorado was **4-0** in November for the first time since 1975). The Buffs are **5-9** in December games since 1993, including bowls, and are **4-3-1** in August games in its history.

**PAC-12 BOWL AGREEMENTS FOR 2018**

Here are the Pac-12 bowl agreements that were signed in 2014 and run through the 2020 season; the conference's lineup for the 2017 bowl season:

- # 1 Rose Bowl presented by Northwestern Mutual (Pasadena; Jan. 1, vs. Big Ten; if in CFP semifinal; otherwise, see below).
 # 2 Valero Alamo (San Antonio; Dec. 28 vs. Big 12)
 # 3 San Diego County Credit Union Holiday (Dec. 31 vs. Big Ten)

- # 4 San Francisco (Santa Clara; Dec. 31 vs. Big Ten)
 # 5 Hyundai Sun (El Paso; Dec. 31 vs. ACC)
 # 6 Mitsubishi Motors Las Vegas (Dec. 15 vs. MW or BYU)
 # 7 Cheez-It (Phoenix; Dec. 26 vs. Big 12)

Note: If the Pac-12 champion is in the top four of the College Football Playoff poll following the 2018 season it would play in either the Cotton or Orange bowls as a participant in the CFP semifinals. If the champion is not among those four, it will play in the Rose.

RANKED "UNDEFEATEDS" FALL AT FOLSOM

Eleven ranked, undefeated teams have lost their "0" in the loss column at Folsom Field since 1989. The last was Kansas in 2009, as the Jayhawks (5-0) hit town ranked No. 17 and lost 34-30. In 2007, Oklahoma (4-0) rolled in ranked No. 3 and left with a 27-24 setback; in 2002, Kansas State came to Boulder ranked No. 13 at 4-0 and lost, 35-31. Two bit the dust in 2001: Nebraska (11-0, No. 1 in the BCS and No. 2 in the polls) fell 62-36 game to the Buffs, as did Texas A & M (5-0, No. 20), 31-21. In 1998, No. 22 Texas Tech (6-0) lost 19-17; in 1995, No. 3 Texas A&M (2-0) lost, 29-21; in 1994, No. 10 Wisconsin (2-0) was crushed, 55-17; and in 1990, No. 12 Washington (3-0) left a 20-14 loser. In 1989, No. 10 Illinois (2-0) lost 38-7 and No. 3 Nebraska (8-0) fell, 27-21. *(Not included is a 43-10 win over No. 23-FCS Charleston Southern in 2013, which came to Boulder with a 7-0 mark.)*

STREAKING

Colorado has active multiple win streaks going against 11 Division I-A schools. The list: 5—Air Force; 4—Colorado State, San Jose State; 3—Minnesota, Utah State, Wyoming; 2—Iowa, Louisiana-Monroe, Massachusetts and Notre Dame. CU's longest current losing streaks are to Southern California (13), Washington (9), Missouri and Texas (5), and LSU, Michigan, Ohio State and Oklahoma State (3).

THE PRIMO TWENTY-FOUR

Colorado is one of just 24 schools in I-A/FBS history to be able to make the claim of winning (or sharing) a national championship and also having a Heisman Trophy winner. The criteria for national championship consideration included those crowned by the *Associated Press*, the coaches and the BCS; 30 total schools at one point in the past have been able to claim the throne. This prestigious short list (Alabama is the latest to join, doing so in 2009):

School	National Championships	Heisman Trophies	School	National Championships	Heisman Trophies
Alabama	1961-64-65-73-78-79-92-09-11-12-15	2009-15	Nebraska	1970-71-94-95-97	1972-83-2001
Army	1944-45	1945-46-58	Notre Dame	1943-46-47-49-66-73-77-88	1943-47-49-53-56-64-87
Auburn	1957-2010	1971-85-2010	Ohio State	1942-54-57-68-2002	1944-50-55-74-75-95-2006
Brigham Young	1984	1990	Oklahoma	1950-55-56-74-75-85-2000	1952-69-78-2003-08-17
Colorado	1990	1994	Penn State	1982-86	1973
Florida	1996-2006-08	1966-96-2007	Pittsburgh	1937-76	1976
Florida State	1993-99-2013	1993-2000-13	Syracuse	1959	1961
Georgia	1980	1942-82	Texas	1963-69-70-2005	1977-98
Louisiana State	1958-2003	1959	Texas A & M	1939	1957-2012
Miami, Fla.	1983-87-89-91-2001	1986-92	TCU	1938	1938
Michigan	1948-97	1940-91-97	UCLA	1954	1967
Minnesota	1936-40-60	1941	USC	1962-67-72-74-78-2003-04	1965-68-79-81-2002-04-05

Schools with national championships and no Heisman winner are Michigan State (2), Tennessee (2) and Clemson, Georgia Tech, Maryland and Washington (all 1).

THE BUFFS & COLLEGE FOOTBALL HARDWARE

Colorado is in an elite group when it comes to claiming college football's prestigious trophies dating back to the 1990 season. A proliferation of awards has emerged since the late 1980s, and the Buffs are near the top of the list when it comes to collecting these statues. CU has had seven different players win nine trophies over the last 27 seasons (1990-2016), the 16th most nationally when it comes to trophies (and tied for 16th as well in the number of *different* players who have been honored). The below postseason "hardware" count includes the Heisman Trophy and the Lombardi, Maxwell, Walter Camp, Butkus, Thorpe, O'Brien, Unitas, Groza, Biletnikoff, Doak Walker, Nagurski, Bednarik, Mackey, Tatupu (defunct), Ray Guy, Rimington, Lott, Hendricks, Hornung and Bullworth (on-field player awards only—for example, if the Draddy/Campbell was included, CU would have one more on each list; so players only, no coaches, no "fad" awards around for a year or two, and no Disney Spirit, Orange Bowl Courage, etc. awards). The list of schools that have had winners between 1990 and 2016 (players only; LSU and Michigan players shared the 2004 Rimington Award and thus were both compensated for in the trophy count):

School	Players Trophies	School	Players Trophies	School	Players Trophies	School	Players Trophies
Alabama	19 27	UCLA	8 9	Utah	5 5	Oregon State	3 3
Oklahoma	15 25	COLORADO	7 9	TCU	4 5	Purdue	3 3
Ohio State	14 23	Arizona	6 9	Washington	4 5	Louisiana Tech	2 3
Texas	12 23	Georgia	6 9	Arizona State	3 5	Maryland	2 3
Florida State	12 22	Iowa	9 9	Baylor	3 5	N.C. State	2 3
Michigan	10 18	Louisville	5 8	Tennessee	3 5	Virginia Tech	2 3
Penn State	10 18	Texas A&M	6 7	Brigham Young	2 5	California	2 2
Miami, Fla.	9 17	Auburn	4 7	Georgia Tech	4 4	Missouri	2 2
Florida	8 15	Pittsburgh	3 7	Kansas State	4 4	Tulane	2 2
Notre Dame	8 15	Oklahoma State	6 6	Minnesota	3 4	Virginia	2 2
Nebraska	9 14	Clemson	5 6	Mississippi	3 4	Wake Forest	2 2
Wisconsin	10 13	Arkansas	4 6	Northwestern	1 4	Washington State	2 2
USC	8 13	Boston College	3 6	Illinois	3 3	West Virginia	2 2
Louisiana State	7 11	Oregon	2 6	Memphis	3 3	North Carolina	1 2
Stanford	7 10	Texas Tech	5 5	Michigan State	3 3	Temple	1 2



2018 OPPONENT SCHEDULES & RESULTS

COLORADO STATE (3-8)

34	↯ HAWAII	43
13	Colorado (Denver)	45
34	ARKANSAS	27
10	at Florida	48
19	ILLINOIS STATE	35
42	↯ at San Jose State	30
20	↯ NEW MEXICO	18
28	↯ at Boise State	56
21	↯ WYOMING	34
10	↯ at Nevada	49
24	↯ UTAH STATE	29
N 22	↯ at Air Force	

NEBRASKA (4-7)

S 1	AKRON	cancelled
28	COLORADO	33
19	TROY	24
10	↯ at Michigan	56
28	↯ PURDUE	42
24	↯ at Wisconsin	41
31	↯ at Northwestern (OT)	34
53	↯ MINNESOTA	28
45	BETHUNE-COOKMAN	9
31	↯ at Ohio State	36
54	↯ ILLINOIS	35
9	↯ MICHIGAN STATE	6
N 23	↯ at Iowa	

NEW HAMPSHIRE (4-7)

7	☐ at Maine	35
3	COLGATE	10
14	at Colorado	45
9	☐ at Elon	30
28	HOLY CROSS	0
7	☐ STONY BROOK	35
14	☐ DELAWARE	38
34	☐ at Villanova	0
35	☐ JAMES MADISON	24
24	☐ ALBANY	10
21	☐ at Rhode Island	24

UCLA (3-7)

17	CINCINNATI	26
21	at Oklahoma	49
14	FRESNO STATE	38
16	◆ at Colorado	38
24	◆ WASHINGTON	31
37	◆ at California	7
31	◆ ARIZONA	30
10	◆ UTAH	41
21	◆ at Oregon	42
28	◆ at Arizona State	31
34	◆ SOUTHERN CALIFORNIA	27
N 24	◆ STANFORD	

ARIZONA STATE (6-5)

49	TEXAS-SAN ANTONIO	7
16	MICHIGAN STATE	13
21	at San Diego State	28
20	◆ at Washington	27
52	◆ OREGON STATE	24
21	◆ at Colorado	28
13	◆ STANFORD	20
38	◆ at Southern California	35
38	◆ UTAH	20
31	◆ UCLA	28
29	◆ at Oregon	31
N 24	◆ at Arizona	

USC (5-6)

43	NEVADA-LAS VEGAS	21
3	◆ at Stanford	17
14	at Texas	37
39	◆ WASHINGTON STATE	36
24	◆ at Arizona	20
31	◆ COLORADO	20
28	◆ at Utah	41
35	◆ ARIZONA STATE	38
38	◆ at Oregon State	21
14	◆ CALIFORNIA	15
27	◆ at UCLA	34
N 24	NOTRE DAME	

WASHINGTON (8-3)

16	Auburn (Atlanta)	21
45	NORTH DAKOTA	3
21	◆ at Utah	7
27	◆ ARIZONA STATE	20
35	BRIGHAM YOUNG	7
31	◆ at UCLA	24
27	◆ at Oregon (OT)	30
27	◆ COLORADO	13
10	◆ at California	12
27	◆ STANFORD	23
42	◆ OREGON STATE	23
N 23	◆ at Washington State	

OREGON STATE (2-9)

31	at Ohio State	77
48	SOUTHERN UTAH	25
35	at Nevada	37
14	◆ ARIZONA	35
24	◆ at Arizona State	52
37	◆ WASHINGTON STATE	56
7	◆ CALIFORNIA	49
41	◆ at Colorado (OT)	34
21	◆ SOUTHERN CALIFORNIA	38
17	◆ at Stanford	48
23	◆ at Washington	42
N 23	◆ OREGON	

ARIZONA (5-6)

23	BRIGHAM YOUNG	28
18	at Houston	45
62	SOUTHERN UTAH	31
35	◆ at Oregon State	14
20	◆ SOUTHERN CALIFORNIA	24
24	◆ CALIFORNIA	17
10	◆ at Utah	42
30	◆ at UCLA	31
44	◆ OREGON	15
42	◆ COLORADO	34
28	◆ at Washington State	69
N 24	◆ ARIZONA STATE	

WASHINGTON ST. (10-1)

41	at Wyoming	19
31	SAN JOSE STATE	0
59	EASTERN WASHINGTON	24
36	◆ at Southern California	39
28	◆ UTAH	24
56	◆ at Oregon State	37
34	◆ OREGON	20
41	◆ at Stanford	38
19	◆ CALIFORNIA	13
31	◆ at Colorado	7
69	◆ ARIZONA	28
N 23	◆ WASHINGTON	

UTAH (8-3)

41	WEBER STATE	10
17	at Northern Illinois	6
7	◆ WASHINGTON	21
24	◆ at Washington State	28
40	◆ at Stanford	21
42	◆ ARIZONA	10
41	◆ SOUTHERN CALIFORNIA	28
41	◆ at UCLA	10
20	◆ at Arizona State	38
32	◆ OREGON	25
30	◆ at Colorado	7
N 24	BRIGHAM YOUNG	

CALIFORNIA (6-4)

24	NORTH CAROLINA	17
21	at Brigham Young	18
45	IDAHO STATE	23
24	◆ OREGON	42
17	◆ at Arizona	24
7	◆ UCLA	37
49	◆ at Oregon State	7
12	◆ WASHINGTON	10
13	◆ at Washington State	19
15	◆ at Southern California	14
N 24	◆ COLORADO	
D 1	◆ STANFORD	

KEY: ◆—Pac-12 Conference game; ↯—Mountain West game; ↯—Big Ten Belt Conference game; ☐—Colonial Athletic Association game.

OPPONENTS & 2018 SCHEDULE TIDBITS

The 12 opponents on the 2018 Colorado schedule combined for an **83-72** record in 2017 (53.6 winning percentage; FBS teams were **74-67**); seven teams earned bowl invitations and an eighth (New Hampshire) the FCS playoffs.



- The Buffaloes opened on a weeknight for the fifth straight season (2015 in Honolulu, and 2014, 2016, 2017 and 2018 in Denver); the Buffs opened the MacIntyre Era on a Sunday in 2013, so Colorado has not opened a season on a Saturday since 2012.
- **Friday Night Lights.** The Buffaloes will play on three Friday nights this fall, once at home (against UCLA on Sept. 28), once on the road (at Arizona on Nov. 2) and once at a neutral site (the season opening 45-13 win against Colorado State in Denver). It will mark the first time in 129 seasons that the Buffaloes will play three regular season games on a Friday; it's just the second time the Buffs will have as many as three non-Saturday games in the same regular season as well: in 2009, the Buffs play two on a Thursday, two on a Friday and one on a Sunday.
- The last time Colorado's home opener at Folsom Field happened as late as the third week of the season was in 2014, after Colorado State in Denver to open the season and a road game at Massachusetts in week two. It also occurred in 2010 (CSU in Denver, road game at California), 2007 (CSU in Denver, Arizona State on road) and in 2000 (CSU in Denver, road game at USC). Otherwise, you have to go back to 1980, when the Buffs traveled to UCLA and LSU before hosting Indiana.
- New Hampshire represented the school furthest east Colorado will have ever played; the Wildcats are just a bit further east than Boston College (CU faced it in the '99 Insight.com Bowl) and Massachusetts (a two-game home-and-home earlier this decade).
- Colorado's bye week this year came prior to the UCLA game on Friday, Sept. 28; UCLA also had the previous Saturday off. With Nebraska's first game cancelled due to weather, the Huskers wound up with a bye before hosting Colorado; the only other bye week by an opponent over the course of the season was by USC, which had Oct. 6 off before hosting the Buffaloes.
- Colorado will travel **8,028** miles round-trip for its non-Boulder games in 2018: CSU (Denver, 60), Nebraska (Lincoln, 936), USC (Los Angeles, 1,666), Washington (Seattle, 2,112), Arizona (Tucson, 1,302) and Cal (Oakland, 1,952). CU traveled **7,086** miles in 2017 and **11,704** in 2016 (including the Pac-12 Champ game and the Alamo Bowl).
- With the three Friday night affairs, Colorado has now had at least one regular season game on a non-Saturday for the 23rd straight season; the Buffs had played the Friday after Thanksgiving from 1996 through 2012, a span of 17 seasons (Nebraska 1995-2010, Utah 2011-12). But starting in 2013, the game with the Utes has been passed on by the Pac-12's television partners for Friday airing.
- **Pac-12 Conference** regular season misses: the Buffaloes will not play Oregon or Stanford for a second straight year (replaced by California and Washington); Oregon was the last school that came off CU's schedule from the North Division, the only team in the division CU had played in all of its first six years in the conference. In 2019, Oregon and Stanford return to the schedule and replace Cal and Oregon State.

**2018 PAC-12 COMPOSITE SCHEDULE & RESULTS****Week One (Aug. 30-Sept. 1)**

(Aug. 30) UTAH 41, Weber State 10
 (Aug. 31) Colorado 45, Colorado State 13 (Denver)
 (Aug. 31) STANFORD 31, San Diego State 10
 Auburn 21, Washington 16 (Atlanta)
 CALIFORNIA 24, North Carolina 17
 OHIO STATE 77, Oregon State 31
 SOUTHERN CALIFORNIA 43, UNLV 21
 Washington State 41, WYOMING 19
 Cincinnati 26, UCLA 17
 OREGON 58, Bowling Green 24
 ARIZONA STATE 49, Texas-San Antonio 7
 Brigham Young 28, ARIZONA 23

Week Two (Sept. 8)

Colorado 33, NEBRASKA 28
 *STANFORD 17, Southern California 3
 ARIZONA STATE 16, Michigan State 13
 HOUSTON 45, Arizona 18
 OKLAHOMA 49, UCLA 21
 OREGON 62, Portland State 14
 OREGON STATE 48, Southern Utah 25
 California 21, BRIGHAM YOUNG 18
 Utah 17, NORTHERN ILLINOIS 6
 WASHINGTON 45, North Dakota 3
 WASHINGTON STATE 31, San Jose State 0

Week Three (Sept. 15)

COLORADO 45, New Hampshire 14
 *Washington 21, UTAH 7
 STANFORD 30, UC Davis 10
 OREGON 35, San Jose State 22
 CALIFORNIA 45, Idaho State 23
 NEVADA 37, Oregon State 35
 WASHINGTON STATE 59, Eastern Washington 24
 TEXAS 37, Southern California 14
 SAN DIEGO STATE 28, Arizona State 21
 Fresno State 38, UCLA 14
 ARIZONA 62, Southern Utah 31

Week Four (Sept. 21-22)

(Sept. 21) *SOUTHERN CAL 39, Washington State 36
 *Arizona 35, OREGON STATE 14
 *Stanford 38, OREGON 31 (OT)
 *WASHINGTON 27, Arizona State 20

Week Five (Sept. 28-29)

(Sept. 28) *COLORADO 38, UCLA 16
 *ARIZONA STATE 52, Oregon State 24
 *Oregon 42, CALIFORNIA 24
 *Southern California 24, ARIZONA 20
 *WASHINGTON STATE 28, Utah 24
 NOTRE DAME 38, Stanford 17
 WASHINGTON 35, Brigham Young 7

Week Six (Oct. 6)

*COLORADO 28, Arizona State 21
 *ARIZONA 24, California 17
 *Utah 40, STANFORD 21
 *Washington 31, UCLA 24
 *Washington State 56, OREGON STATE 37

Week Seven (Oct. 13)

(Oct. 12) *UTAH 42, Arizona 10
 *Southern California 31, Colorado 20
 *OREGON 30, Washington 27 (OT)
 *UCLA 37, California 7

Week Eight (Oct. 20)

(Oct. 18) *Stanford 20, ARIZONA STATE 13
 *Washington 27, Colorado 13
 *California 49, OREGON STATE 7
 *UCLA 31, Arizona 30
 *UTAH 41, Southern California 28
 *WASHINGTON STATE 34, Oregon 20

Week Nine (Oct. 26-27)

(Oct. 26) *Utah 41, UCLA 10
 *Oregon State 41, COLORADO 34 (OT)
 *ARIZONA 44, Oregon 15
 *Arizona State 38, Southern California 35
 *CALIFORNIA 12, Washington 10
 *Washington State 41, STANFORD 38

Week Ten (Nov. 2-3)

(Nov. 2) *ARIZONA 42, Colorado 34
 *ARIZONA STATE 38, Utah 20
 *OREGON 42, UCLA 21
 *Southern California 38, OREGON STATE 21
 *WASHINGTON 27, Stanford 23
 *WASHINGTON STATE 19, California 13

Week Eleven (Nov. 10)

*Washington State 31, COLORADO 7
 *ARIZONA STATE 31, UCLA 28
 *California 15, SOUTHERN CALIFORNIA 14
 *UTAH 32, Oregon 25.
 *STANFORD 48, Oregon State 17

Week Twelve (Nov. 17)

*Utah 30, COLORADO 7
 *OREGON 31, Arizona State 29
 *UCLA 34, Southern California 27
 *WASHINGTON 42, Oregon State 23
 *WASHINGTON STATE 69, Arizona 28

Week Thirteen (Nov. 23-24)

(Nov. 23) Oregon at Oregon State (FS1), 2:00 p.m.
 (Nov. 23) Washington at Wash. St. (FOX), 6:30 p.m.
 *Colorado at California (PAC12), 5:10 p.m.
 *Stanford at UCLA (PAC12), 1:10 p.m.
 *Arizona State at Arizona (FS-1), 1:35 p.m.
 Notre Dame at Southern California (ABC), 6:00 p.m.
 Brigham Young at Utah (FS-1), 8:10 p.m.

Week Fourteen (Nov. 30-Dec. 1)

(Nov. 30) Pac-12 Championship at Santa Clara (FOX), 6:00 p.m.
 *Stanford at CALIFORNIA (PAC12), 1:00 p.m.

All times listed are MDT/MST. Home team in CAPS. *—denotes Pacific-12 Conference game. Television selections Sept. 22 and beyond are made on 12 days' notice by the Pac-12 television partners (ESPN/ABC, FOX/FOX Sports 1 or 2, Pac-12 Networks); ESPN/ABC also has an option of utilizing a 6-day selection process three times annually. With the advent of the Pac-12 Networks (National; Arizona, Mountain, Oregon, Northern California, Southern California, Washington), all conference games and non-league home games will again be televised in 2018 (78 in all). ABC's standard afternoon regional telecast window is at 1:30 p.m. MT in addition to a number of prime-time windows (6 p.m. MT; those games will be selected from the Pac-12, American Athletic, ACC, Big 10 or Big 12). ESPN/ESPN 2 utilizes several windows, including 7 p.m. MT on Thursdays (those games are selected by June 1).

2018 PAC-12 CONFERENCE STANDINGS**South Division (-4)**

School (AP/Coaches/CFP)	conference-----					overall-----					Next Up
	W	L	Pct.	Pts	Opp	W	L	Pct.	Pts	Opp	
Utah (#18/#17/#17).....	6	3	.667	277	188	8	3	.727	335	204	N 24 Brigham Young
Arizona State.....	4	4	.500	242	213	6	5	.545	328	261	N 24 at Arizona
Arizona.....	4	4	.500	233	246	5	6	.455	336	350	N 24 ARIZONA STATE
Southern California.....	4	5	.444	239	242	5	6	.455	296	300	N 24 NOTRE DAME
UCLA.....	3	5	.375	201	247	3	8	.273	253	360	N 24 STANFORD
COLORADO.....	2	6	.250	181	239	5	6	.455	304	294	N 24 COLORADO

North Division (+4)

School (AP/Coaches/CFP)	conference-----					overall-----					Next Up
	W	L	Pct.	Pts	Opp	W	L	Pct.	Pts	Opp	
Washington State (#7/#7/#8).....	7	1	.875	314	206	10	1	.909	445	249	N 23 WASHINGTON
Washington (#16/#16/#16).....	6	2	.750	212	152	8	3	.727	308	183	N 23 at Washington State
Stanford (RV/--/--).....	4	3	.571	205	172	6	4	.600	283	230	N 24 at UCLA
Oregon.....	4	4	.500	236	249	7	4	.636	391	309	N 23 at Oregon State
California.....	3	4	.429	137	153	6	4	.600	227	211	N 24 COLORADO
Oregon State.....	1	7	.125	184	354	2	9	.182	298	493	N 23 OREGON

**A LOOK AT THE PAC-12 DIVISIONS**

After the Pac-12 announced it was expanding to 12 teams in 2010 with the late spring additions of Colorado (June 10) and Utah (June 17), later that year the divisions in football only were announced: CU and Utah joined Arizona, Arizona State, Southern California and UCLA in the Pac-12 South; the Oregon and Washington schools along with Cal and Stanford would comprise the Pac-12 North. Here's a look at the divisions and the all-time records of each program as listed by the NCAA through games of November 17 (*with 2018 records in parenthesis*):

PAC-12 SOUTH	Seasons	Games	W	L	T	Pct.	PAC-12 NORTH	Seasons	Games	W	L	T	Pct.
Arizona (5-6).....	115	1,110	613	464	33	.567	California (6-4).....	123	1,255	667	537	51	.551
Arizona State (6-5).....	106	1,030	613	393	24	.606	Oregon (7-4).....	123	1,198	655	497	46	.565
Colorado (5-6).....	129	1,248	705	507	36	.579	Oregon State (3-8).....	122	1,184	533	601	50	.473
Southern California (5-6).....	125	1,238	839	345	54	.700	Stanford (6-4).....	112	1,158	651	458	49	.584
UCLA (3-8).....	100	1,062	605	420	37	.588	Washington (8-3).....	129	1,231	733	448	50	.615
Utah (8-3).....	125	1,169	676	462	31	.591	Washington State (10-1).....	123	1,146	545	556	45	.492
Totals.....	6,857	4051	2591	215	.607		Totals.....	7,172	3784	3097	291	.548	

ALL-TIME PAC-12 HEAD-TO-HEAD SERIES RECORDS

A look at the team versus team football histories in the Pac-12 (won-lost-tied; does not include vacated games):

School	UA	ASU	CAL	COLO	OREG	OSU	STAN	UCLA	USC	UTAH	WASH	WSU	Totals
Arizona	40-40-1	19-14-2	7-14	17-26	24-15-1	14-16	15-25-2	8-34	19-23-2	11-21-1	27-17	202-244- 9
Arizona State	40-40-1	16-18	8-2	17-20	29-13-1	17-14	14-20-1	13-22	22-8	20-16	26-15-2	222-188- 5
California	14-19-2	18-16	5-4	38-38-1	37-33	41-50-6	33-55-1	31-70-5	6-5	40-55-4	47-28-5	310-373-24
Colorado	14-7	2-8	4-5	9-12	5-6	4-6	4-10	0-13	32-30-3	5-12-1	6-6	85-115- 4
Oregon	26-17	20-17	38-38-1	12-9	64-47-10	32-46-1	29-40	20-39-2	22-10	46-60-5	47-42-7	357-365-25
Oregon State	15-24-1	13-29-1	33-37	6-5	47-64-10	25-57-3	16-43-4	11-63-4	11-9-1	34-65-4	47-53-3	258-448-31
Southern California	34-8	22-13	70-31-5	13-0	39-20-2	63-11-4	63-33-3	49-32-7	11-6	52-29-4	60-10-4	476-193-29
Stanford	16-14	14-17	50-41-6	6-4	46-32-1	57-25-3	41-45-3	33-63-3	4-5	41-43-4	40-28-1	348-317-21
UCLA	25-15-2	20-14-1	55-33-1	10-4	40-29	43-16-4	45-41-3	32-49-7	11-6	40-32-2	40-20-1	361-259-21
Utah	23-19-2	8-22	5-6	30-32-3	10-22	9-11-1	5-4	6-11	6-11	1-11	7-9	110-158- 6
Washington	21-11-1	16-20	55-40-4	12-5-1	60-46-5	66-34-4	43-41-4	32-40-2	29-52-4	11-1	72-32-6	407-323-31
Washington State	17-27	15-26-2	28-47-5	6-6	42-47-7	53-47-3	28-40-1	20-40-1	10-60-4	9-7	32-72-6	260-419-28

PERCEPTION

Here's a quick fact when it comes to CU and Utah joining the Pac-12: the two are travel partners, and most assumed it wouldn't be a cozy as the other five pairs. Well, first of all, it's not like they travel together, the same teams will roll into Boulder and Salt Lake City the same weekends, and the other schools will host CU and Utah in one order or the other. The campus of CU and Utah are 356 miles apart; did you know Washington and Washington State's campuses are 252 miles apart? And the Arizona schools are separated by 102 miles; the others are all under 40, with USC and UCLA the closest. Bottom line is that CU and Utah are not really that far out of whack (Texas A&M and Texas Tech are further apart than the Buffs and the Utes by some 29 miles).

**FOLSOM FIELD RANKED SEVENTH TOUGHEST PLACE TO PLAY**

Yahoo! Sports in 2012 came out with its top 25 toughest places to play list, and lo and behold, Folsom Field came in at No. 7. In ranking CU in that spot, Yahoo! wrote: "Folsom Field, home of the Colorado Buffaloes, is one of the most underrated venues in college sports. The fans here always cheer hard and loud, and they are quite respectful and friendly to visiting fans." The Top 10 were comprised of: 1. Ohio State (*Ohio Stadium*); 2. Florida (*Ben Hill Griffin Stadium, a.k.a. the Swamp*); 3. Louisiana State (*Tiger Stadium, a.k.a., Death Valley*); 4. Auburn (*Jordan-Hare Stadium*); 5. Michigan State (*Spartan Stadium*); 6. Miami, Fla. (*Sun Life Stadium*); 7. **Colorado (*Folsom Field*)**; 8. West Virginia (*Mountaineer Field at Milan Puskar Stadium*); 9. Iowa (*Kinnick Stadium*); 10. Texas A&M (*Kyle Field*). The next Pac-12 school on the list was Oregon (*Autzen Stadium*) at No. 21, with Washington at No. 23 (*Husky Stadium*).

FOLSOM FIELD #1

LawnStarter.com recently ranked its top 16 College Football Stadiums with the Best Natural Scenery, and lo and behold, coming in at the top was CU's own **Folsom Field**. The top 10: 1. **Folsom Field (Colorado)**; 2. Lavell Edwards Stadium (BYU); 3. Utah Stadium (Utah); 4. Romney Stadium (Utah State); 5. Rose Bowl (UCLA); 6. Sun Bowl (UTEP); 7. Ryan Field (Northwestern); 8. Scott Stadium (Virginia); 9. Michie Stadium (Army); 10. **Kidd Brewer Stadium (Appalachian State)**; 11. Dowdy-Ficklen Stadium (East Carolina); 12. Dix Stadium (Kent State); 13. Memorial Stadium (California); 14. Kenan Stadium (North Carolina); 15. Memorial Stadium (Kansas); 16. Spartan Stadium (San Jose State).

The same publication ranked CU's natural grass field the third best national behind Iowa State (Jack Trice Field) and Northwestern (Ryan Field).

300+AT FOLSOM

Colorado is now **315-175-10** in its 95th season playing its home games at Folsom Field (**500** in all). The first game at Folsom was Oct. 11, 1924 (*then known as Colorado Stadium, built at a cost of \$75,000*); previous, CU was **73-17-6** at Gamble Field and **19-5** on other grass areas of campus; the Buffs are **406-195-16** all-time at home. The 2016 season marked CU's first winning one at home in six years, as the Buffaloes went **6-0**; Colorado's last winning record at home had been in 2010 (with a 4-2 mark); it was CU's first undefeated season at home since 1994, when the Buffs went 6-0 in the late Rashaan Salaam's Heisman Trophy winning year. Over the 2011-12 seasons, CU was just 1-10 in Boulder before going 3-3 in Folsom in Mike MacIntyre's first season; the Buffs pulled even at home under "Mac" with the 6-0 mark in 2016 (and were 3-3 in 2017) and finished **18-17** at Folsom in his tenure.



ACTIVE COLORADO CAREER STATISTICAL CHARTS

RUSHING

Rk	Player (Seasons)	Att.	Yards	Avg.	TD
1	Eric Bieniemy (1987-90)	699	3,940	5.63	41
2	Phillip Lindsay (2014-17)	750	3,707	4.94	36
3	Rodney Stewart (2008-11)	809	3,598	4.45	25
4	Rashaan Salaam (1992-94)	486	3,057	6.29	33
5	Bobby Purify (2000-04)	595	3,016	5.07	20
10	Herchell Troutman (1994-97)	568	2,487	4.38	21
15	Kayo Lam (1933-35)	313	2,140	6.84	18
20	Carroll Hardy (1951-54)	291	1,999	6.87	23
25	William Harris (1965-67)	330	1,585	4.80	4
30	Mark Hatcher (1984-87)	375	1,470	3.92	16
35	Erich Kissick (1986-89)	256	1,297	5.07	8
40	Michael Adkins II (2013-17)	247	1,200	4.86	13
56	Travon McMillian (2018)	180	951	5.28	6
64	Steven Montez (2016-18)	267	754	2.82	8
85	Kyle Evans (2015-18)	161	568	3.53	6
108	Donovan Lee (2014-18)	87	431	4.95	3

PASSING

Rk	Player (Seasons)	Att-Com-Int	Pct.	Yards	TD	Rating
1	Sefo Liufau (2013-16)	1383-870-36	62.9	9,568	60	130.13
2	Cody Hawkins (2007-10)	1214-667-41	54.9	7,409	60	115.76
3	Joel Klatt (2002-05)	1095-666-33	60.8	7,375	44	124.63
4	Steven Montez (2016-18)	874-549-19	62.8	6,671	44	139.19
5	Kordell Stewart (1991-94)	785-456-19	58.1	6,481	33	136.47
6	Tyler Hansen (2008-11)	872-505-28	57.9	5,705	35	119.69
7	Koy Detmer (1992-96)	594-350-25	58.9	5,390	40	148.95
8	Mike Moschetti (1998-99)	607-366-19	60.3	4,797	33	138.36
9	John Hessler (1994-97)	627-347-26	55.3	4,788	34	129.09
10	Steve Vogel (1981-84)	688-309-33	44.9	3,912	27	96.03
11	Darian Hagan (1988-91)	424-213-19	50.2	3,801	27	137.59
12	Craig Ochs (2000-02)	453-265-15	58.5	3,325	16	125.19
13	Gale Weidner (1959-61)	480-218-32	45.4	3,033	18	97.76

TOTAL OFFENSE

Rk	Player (Seasons)	Rush	Pass	Total	TDR
1	Sefo Liufau (2013-16)	941	9,568	10,509	73
2	Kordell Stewart (1991-94)	1,289	6,481	7,770	48
3	Steven Montez (2016-18)	754	6,671	7,425	52
4	Cody Hawkins (2007-10)	-159	7,409	7,250	67
5	Joel Klatt (2002-05)	-130	7,375	7,245	47
6	Tyler Hansen (2008-11)	478	5,705	6,183	43
7	Darian Hagan (1988-91)	2,007	3,801	5,808	54
8	Koy Detmer (1992-96)	-31	5,390	5,359	43
9	John Hessler (1994-97)	276	4,788	5,064	44
10	Mike Moschetti (1998-99)	70	4,797	4,867	40
11	Bobby Anderson (1967-69)	2,367	2,198	4,565	43
12	Eric Bieniemy (1987-90)	3,940	63	4,003	42

RECEIVING (Receptions)

Rk	Player (Seasons)	No.	Yards	Avg.	TD
1	Nelson Spruce (2012-15)	294	3,347	11.4	23
2	Scotty McKnight (2007-10)	215	2,521	11.7	22
3	Shay Fields (2014-17)	190	2,552	13.4	21
4	Michael Westbrook (1991-94)	167	2,548	15.3	19
5	Paul Richardson (2010-13)	156	2,412	15.5	21
6	Phil Savoy (1994-97)	152	2,176	14.3	14
7	Bryce Bobo (2014-17)	150	1,638	10.9	10
8	Devin Ross (2013-17)	140	1,621	11.6	9
9	Javon Green (1997-2000)	136	2,031	14.9	17
10	Rae Carruth (1992-96)	135	2,540	18.8	20
11	Derek McCoy (2000-03)	134	2,038	15.2	20
12	Charles E. Johnson (1990-93)	127	2,447	19.3	15
13	Monte Huber (1967-69)	111	1,436	12.9	5
14	Phillip Lindsay (2014-17)	110	976	8.8	3
15	*Daniel Graham (1998-2001)	106	1,543	14.6	11
19	Darrin Chiaverini (1995-98)	97	1,199	12.4	6
20	D.J. Hackett (2002-03)	93	1,194	12.8	9
26	Laviska Shenault (2017-18)	86	1,114	13.0	6
26	Jay MacIntyre (2015-18)	86	1,035	12.0	6
49	K.D. Nixon (2017-18)	52	605	11.6	3
60	Juwann Winfree (2017-18)	47	648	13.8	3
63	Donovan Lee (2014-18)	46	244	5.3	1

RECEIVING (Yards)

Rk	Player (Seasons)	No.	Yards	Avg.	TD
1	Nelson Spruce (2012-15)	294	3,347	11.4	23
2	Shay Fields (2014-17)	190	2,552	13.4	21
3	Michael Westbrook (1991-94)	167	2,548	15.3	19
4	Rae Carruth (1992-96)	135	2,540	18.8	20
5	Scotty McKnight (2007-10)	215	2,521	11.7	22
6	Charles E. Johnson (1990-93)	127	2,447	19.3	15
7	Paul Richardson (2010-13)	156	2,412	15.5	21
8	Phil Savoy (1994-97)	152	2,176	14.3	14
9	Derek McCoy (2000-03)	134	2,038	15.2	20
10	Javon Green (1997-2000)	136	2,031	14.9	17
11	Bryce Bobo (2014-17)	150	1,638	10.9	10
12	Devin Ross (2013-17)	140	1,621	11.7	9
13	*Daniel Graham (1998-2001)	106	1,543	14.6	11
14	Monte Huber (1967-69)	111	1,436	12.9	5
15	Dusty Sprague (2004-07)	103	1,261	12.2	4
16	Mike Pritchard (1987-90)	47	1,241	26.4	10
17	Marcus Stiggers (1996-99)	80	1,223	15.1	10
18	Ron Brown (1981-85)	57	1,217	21.4	8
19	Darrin Chiaverini (1995-98)	97	1,199	12.4	6
20	D.J. Hackett (2002-03)	93	1,194	12.8	9
28	*Dave Hestera (1981-83)	91	1,057	11.6	2
23	Laviska Shenault (2017-18)	86	1,114	13.0	6
30	Jay MacIntyre (2015-18)	86	1,035	12.0	6
57	Juwann Winfree (2017-18)	47	648	13.8	3
62	K.D. Nixon (2017-18)	52	605	11.6	3

ALL-PURPOSE YARDS

Rk	Player (Seasons)	Rush	Rec	KOR	PR	Total
1	Phillip Lindsay (2014-17)	3,707	976	1,077	0	5,760
2	Rodney Stewart (2008-11)	3,598	969	239	22	4,828
3	Eric Bieniemy (1987-90)	3,940	380	31	0	4,351
4	Hugh Charles (2004-07)	2,659	552	411	0	3,622
5	Nelson Spruce (2012-15)	2	3,347	63	180	3,592
10	Charlie Davis (1971-73)	2,958	131	75	0	3,164
---	Laviska Shenault (2017-18)	109	1,114	0	55	1,288

YARDS FROM SCRIMMAGE

Rk	Player (Seasons)	Rush	Rec	Total
1	Phillip Lindsay (2014-18)	3,707	976	4,683
2	Rodney Stewart (2008-11)	3,598	969	4,567
3	Eric Bieniemy (1987-90)	3,940	380	4,320
4	Bobby Purify (2000-04)	3,016	508	3,524
5	Rashaan Salaam (1992-94)	3,057	412	3,469
10	Lee Rouson (1981-84)	2,296	699	2,995
15	Lamont Warren (1991-93)	2,242	432	2,674
20	Paul Richardson (2010-13)	38	2,412	2,450
---	Laviska Shenault (2017-18)	119	1,114	1,233

SCORING

Rk	Player (Seasons)	TD	2Pt	EP-EPA	FG-FGA	PTS
1	Mason Crosby (2003-06)	0	0-0	109-117	66-88	307
2	Will Oliver (2011-14)	0	0-0	129-131	50-69	279
3	Eric Bieniemy (1987-90)	42	1-1	0-0	0-0	254
4	Phillip Lindsay (2014-17)	39	0-0	0-0	0-0	234
5	Jeremy Aldrich (1996-99)	0	0-0	87-95	48-64	231
6	Bobby Anderson (1967-69)	35	1-2	0-0	0-0	212
7	Chris Brown (2001-02)	34	0-0	0-0	0-0	204
8	Rashaan Salaam (1992-94)	33	0-0	0-0	0-0	198
9	Tom Field (1979-83)	0	0-0	82-86	36-55	190
10	Byron White (1935-37)	24	0-0	30-32	1-2	177
15	Neil Voskeritchian (1994-95)	0	0-0	95-96	22-34	161
20	James Mayberry (1975-78)	25	0-0	0-0	0-0	150
25	Bob Stransky (1955-57)	21	0-0	12-22	0-0	138
25	Lamont Warren (1991-93)	23	0-0	0-0	0-0	138
25	Scotty McKnight (2007-10)	23	0-0	0-0	0-0	138
30	Rae Carruth (1992-96)	22	0-0	0-0	0-0	132
30	Cortlen Johnson (1998-2001)	22	0-0	0-0	0-0	132
30	Shay Fields (2014-17)	22	0-0	0-0	0-0	132
33	James Stefanou (2017-18)	0	0-0	63-63	22-30	129
34	Paul Richardson (2010-13)	21	1-0	0-0	0-0	128
35	Terry Kunz (1972-75)	21	0-0	0-0	0-0	126
78	Laviska Shenault (2017-18)	12	0-0	0-0	0-0	72



ACTIVE COLORADO CAREER STATISTICAL CHARTS, CONTINUED

KICK SCORING

Rk	Player (Seasons)	EP-EPA	FG-FGA	PTS
1	Mason Crosby (2003-06)	109-117	66-88	307
2	Will Oliver (2011-14)	129-131	50-69	279
3	Jeremy Aldrich (1996-99)	87-95	48-64	231
4	Tom Field (1979-83)	82-86	36-55	190
5	Aric Goodman (2008-10)	93-96	25-47	168
6	Neil Voskeritchian (1994-95)	95-96	22-34	161
7	Ken Culbertson (1986-89)	85-87	23-41	154
8	Dave Haney (1968-70)	86-92	21-35	149
9	Jim Harper (1990-91)	71-74	22-35	137
10	James Stefanou (2017-18)	63-63	22-30	129

PUNTING

Rk	Player (Seasons)	No.	Yards	Avg.	Long	In 20
1	Mark Mariscal (1999-2002)	99	4,632	46.79	68	25
2	Barry Helton (1984-87)	153	6,873	44.92	68	44
3	Keith English (1985-88)	55	2,457	44.67	77	21
4	Zack Jordan (1950-52)	137	6,113	44.62	78	23
5	John Torp (2002-05)	205	9,145	44.61	72	65
12	Alex Kinney (2015-18)	198	8,160	41.21	70	71

INSIDE THE 20: O'Neill 95, Kinney 71, Torp 65, DiLallo 61, Koleski 51,

KICKOFF RETURNS

Rk	Player (Seasons)	No.	Yards	Avg.	TD
1	Ben Kelly (1997-99)	64	1,798	28.1	3
2	Terrence Wheatley (2003-07)	56	1,350	24.1	0
3	Josh Smith (2007-08)	50	1,276	25.5	1
4	M.J. Nelson (1986-89)	51	1,198	23.5	0
5	Walter Stanley (1980-81)	49	1,172	23.9	1
6	Phillip Lindsay (2014-17)	44	1,077	24.5	0
7	Bill Symons (1962-64)	43	1,051	24.4	1
8	Brian Lockridge (2007-11)	44	968	22.0	1
9	Roman Hollowell (1998-2001)	44	914	20.8	0
10	Ryan Severson (2013-16)	40	872	21.8	0
15	Cliff Branch (1970-71)	30	755	25.2	2
19	Donovan Lee (2014-18)	24	617	25.7	0

INTERCEPTIONS

Rk	Player (Seasons)	No.	Yards	Avg.	TD
1	John Stearns (1970-72)	16	339	21.2	0
2	Chris Hudson (1991-94)	15	204	13.6	2
3	Dick Anderson (1965-67)	14	151	10.8	0
3	Terrence Wheatley (2003-07)	14	154	11.0	2
5	Tim James (1987-90)	13	120	9.2	0
5	Tedric Thompson (2013-16)	13	241	18.5	0

TACKLES

Rk	Player (Position, Seasons)	UT	AT	—	TOT	TFL
1	Barry Remington (LB, 1982-86)	245	248	—	493	21- 60
2	Matt Russell (LB, 1993-96)	282	164	—	446	44-144
3	Greg Biekert (LB, 1989-92)	280	161	—	441	33- 73
4	Jordan Dizon (LB, 2004-07)	293	147	—	440	35-137
5	Ted Johnson (LB, 1991-94)	253	156	—	409	21- 61
6	Rick Gamboa (2015-18)	184	197	—	381	7- 20
7	Laval Short (DL, 1976-79)	141	231	—	372	37-239
8	Chad Brown (LB, 1989-92)	242	127	—	369	38-169
9	Michael Jones (LB, 1986-89)	218	131	—	349	13- 41
10	Thaddeus Washington (LB, 2003-06)	202	136	—	338	25- 80
20	Jeff Smart (LB, 2006-09)	188	103	—	291	12- 34
25	Addison Gillam (LB, 2013-16)	186	84	—	270	26-115
30	Phil Irwin (LB, 1968-70)	88	170	—	258	16- 48
35	Billie Drake (LB, 1970-72)	82	170	—	252	10- 31
40	Jeff Donaldson (DB, 1980-83)	141	103	—	244	11- 47
40	Randy Geist (LB, 1971-73)	85	159	—	244	8- 39
95	Drew Lewis (LB, 2016-18)	89	90	—	179	9- 54
114	Evan Worthington (DB, 2014-18)	123	39	—	162	9- 24
—	Nate Landman (LB, 2017-18)	69	64	—	133	17- 54

QUARTERBACK SACKS

Rk	Player (Seasons)	No.	Yards
1	Alfred Williams (1987-90)	35	242
2	Ron Woolfork (1990-93)	33	241
3	Greg Jones (1992-96)	25	158
4	Laval Short (1976-79)	24½	192
5	Abraham Wright (2004-06)	21	151
6	Jimmie Gilbert (2013-16)	20	156
16	Derek McCartney (2014-17)	14½	69
19	Garry Howe (1989-90)	13½	90

TACKLES FOR LOSS

Rk	Player (Seasons)	No.	Yards
1	Alfred Williams (1987-90)	59	303
2	Ron Woolfork (1990-93)	53	303
3	Greg Jones (1992-96)	45	205
4	Matt Russell (1993-96)	44	144
5	Leonard Renfro (1989-92)	43	142
25	Addison Gillam (2013-16)	26	115
25	Chidobe Awuzie (2013-16)	26	104
25	Marques Harris (2000-03)	26	102

THIRD DOWN STOPS

Rk	Player (Seasons)	No.
1	Jordan Dizon (2004-07)	48
2	Chidobe Awuzie (2013-16)	47
3	Matt Russell (1993-96)	45
4	Jimmie Gilbert (2013-16)	44
5	Chad Brown (1989-92)	42
10	Ted Johnson (1991-94)	32
10	Rick Gamboa (2015-18)	32
---	*Joel Steed (1988-91; most by a DL)	26

PASS DEFLECTIONS

Rk	Player (Seasons)	No.
1	Marcus Washington (1995-98)	42
2	Damen Wheeler (1996-99)	39
3	Greg Henderson (2011-14)	36
3	Ken Crawley (2012-15)	36
5	Chidobe Awuzie (2013-16)	35
10	Mickey Pruitt (1984-87)	32
10	Isaiah Oliver (2015-17)	32
30	Rick Gamboa (2015-18)	18
46	Evan Worthington (2014-18)	14

SPECIAL TEAM TACKLES

Rk	Player (Seasons)	UT	AT	—	Total
1	Ryan Sutter (1994-97)	32	32	—	64
2	Darren Fisk (1995-97)	25	23	—	48
3	Ryan Black (1994-97)	21	19	—	40
4	Paul Rose (1987-90)	14	25	—	39
5	Terrel Smith (2010-14)	24	10	—	34
5	Arthur Jaffee (2008-11)	21	13	—	34
7	Derrick Webb (2010-13)	19	14	—	33
8	Andy Peeke (1998-2001)	26	5	—	31
9	Beau Bisharat (2016-18)	21	8	—	29
10	Hannibal Navies (1995-98)	15	13	—	28

SPECIAL TEAM POINTS

Rk	Player (Seasons)	Points
1	Ryan Sutter (1994-97)	123
2	Arthur Jaffee (2008-11)	88
3	Darren Fisk (1995-97)	86
4	Ryan Severson (2013-16)	84
5	Derrick Webb (2010-13)	81
6	Travis Sandersfeld (2008-11)	72
7	Ryan Black (1994-97)	68
8	Beau Bisharat (2016-18)	65
9	Jalil Brown (2007-10)	65
9	Terrel Smith (2010-14)	65
11	Paul Rose (1987-90)	63

**ALL-BLACK UNIFORMS**

Colorado has worn its all black uniforms on **52** occasions, when the Buffaloes wear both black jerseys and black pants, owning a **23-28-1** record; the Buffs have also added black helmets to the look, having worn black top-to-bottom on five occasions (**0-6** in that combo). A little history on the all-black look: the brainchild of then-head coach Bill McCartney, CU first wore the garb on Nov. 28, 1987 for a game after Thanksgiving at the time; the opponent was CU's old Big 8 rival, Nebraska. The Buffs came out and warmed up in gold pants, and upon returning to the locker room at the conclusion of warm-ups, the players found black pants hanging in their lockers. "It was something we thought about a long time ago," Mac said at the time. "You couldn't do this overnight. We didn't tell the kids, and they were real excited." He went on to say that it was planned a month or so out to give the team a shot of adrenaline prior to kickoff.

COLORADO / ALL-BLACK UNIFORMS (23-28-1)

Year	Opponent	Result	Year	Opponent	Result	Year	Opponent	Result	Year	Opponent	Result
1987	Nebraska	L 7-24	1999	Nebraska (OT)	L 30-33	2006	Texas Tech	W 30-6		*Arizona State	L 17-51
1988	Oklahoma	L 14-17	2000	Iowa State	L 27-35		Kansas State	L 21-34	2013	*Arizona	L 20-44
1990	Iowa State	W 28-12	2001	Nebraska	W 62-36		Iowa State	W 33-16		Southern California	L 29-47
1991	Missouri	W 55-7	2002	Kansas State	W 35-31	2007	c—Colorado St. (OT)	W 31-28	2014	*Arizona State	L 24-38
1992	Oklahoma	T 24-24		Baylor	W 34-0		Florida State	L 6-16		Oregon State	L 31-36
1993	Nebraska	L 17-21		Texas Tech	W 37-13		Nebraska	W 65-51	2015	*Southern California	L 24-27
1994	Oklahoma State	W 17-3		Iowa State	W 41-27	2008	c—Colorado State	W 38-17	2016	Utah	W 27-22
1995	Missouri	W 21-0		b—Oklahoma	L 7-29		West Virginia (OT)	W 17-14	2017	*at UCLA	L 23-27
	a—Oregon	W 38-6	2003	Oklahoma	L 20-34		Texas	L 14-38		at Arizona State	L 30-41
1996	Texas	W 28-24		Nebraska	L 22-31	2009	Oklahoma State	L 17-30	2018	UCLA	W 38-16
	Kansas State	W 12-0	2004	Colorado State	W 27-24		Colorado State	L 17-23			
1997	Kansas	W 42-6		Texas	L 7-31		Nebraska	L 20-28			
	Missouri	L 31-41		Kansas State	W 38-31	2011	*Southern California	L 17-42			
1998	Kansas State	L 9-16	2005	Nebraska	L 3-30	2012	UCLA	L 14-42			

a—Cotton Bowl; b—Big 12 Championship at Houston; c—in Denver (*—wore black helmets).

BLACK HELMETS: Colorado has worn black helmets on **18** occasions in its history, usually with a gold or sometimes a silver logo, but once with a pink logo; CU is **3-15** in the black headgear. The games (*—matte black; #—worn with a pink logo as part of Blackout Breast Cancer awareness):

Year	Opponent	Result	Year	Opponent	Result	Year	Opponent	Result
1998	BAYLOR	W 18-16	2013	#ARIZONA	L 20-44	2014	*at Oregon	L 10-44
2011	SOUTHERN CALIFORNIA	L 17-42	2013	at UCLA	L 23-45	2015	*OREGON	L 24-41
2011	at UCLA	L 6-45	2013	at Utah	L 17-24	2015	*SOUTHERN CALIFORNIA	L 24-27
2012	ARIZONA STATE	L 17-51	2014	*ARIZONA STATE	L 24-38	2016	IDAHO STATE	W 56-7
2012	at Arizona	L 31-56	2014	*at Southern California	L 28-56	2017	at UCLA	L 23-27
2013	at Arizona State	L 13-54	2014	*at Arizona	L 20-38	2018	NEW HAMPSHIRE	W 45-14

OTHER UNIFORM LOOKS

GOLD HELMET/WHITE UNIS/BLACK PANTS: Last: **2018** (at Nebraska, W); **2017** (at Oregon State, W); Colorado's standard road combination through much of the 1980s/1990s/2000s.

GOLD HELMET/WHITE UNIS/GOLD PANTS: **2018** (at USC, L); **2016** (at Arizona, W); **2015** (at Oregon State, W); **2014** (at Massachusetts, W); **2013** (CSU in Denver, W; Oregon State, L; at Washington, L); **2008** (at Texas A&M, L); **2007** (at Iowa State, L; at Arizona State, L); **2006** (at Missouri, L; at Georgia, L); **2004** (UTEP, Houston Bowl, W)

GOLD HELMET/WHITE UNIS/SILVER PANTS (0-1): **2018** (at Washington, L)

GOLD HELMET/WHITE UNIS/WHITE PANTS: **2018** (CSU in Denver, W); **2013** (at Utah, L); **2010** (at Nebraska, L); **2009** (at Kansas State, L); **2008** (at Nebraska, L; at Florida State, L); **2005** (at Miami-Fla., L); **2004** (at Nebraska, W).

BLACK HELMET/WHITE UNIS/BLACK PANTS (0-5): **2014** (at USC, L); **2013** (at UCLA, L; at Arizona State, L); **2012** (at Arizona, L); **2011** (at UCLA, L)

BLACK HELMET/BLACK UNIS/GOLD PANTS (1-0): **2016** (Idaho State, W).

BLACK HELMET/SILVER UNIS/BLACK PANTS (0-1): **2015** (Oregon, L).

BLACK HELMET/SILVER UNIS/SILVER PANTS (1-0): **2018** (New Hampshire, W).

BLACK HELMET/WHITE UNIS/GOLD PANTS (0-1): **2014** (at Arizona, L).

BLACK HELMET/WHITE UNIS/WHITE PANTS (0-2): **2014** (at Oregon, L); **2013** (at Utah, L).

SILVER HELMET/BLACK UNIS/SILVER PANTS (1-2): **2018** (Washington State, L); **2017** (Washington, L); **2016** (Washington State, W).

SILVER HELMET/SILVER UNIS/SILVER PANTS (1-1): **2016** (at Stanford, W); **2015** (Arizona, L).

SILVER HELMET/WHITE UNIS/SILVER PANTS (0-2): **2016** (at USC, L); **2015** (at Hawai'i, L).

SILVER HELMET/WHITE UNIS/WHITE PANTS (0-2): **2017** (at Washington State, L); **2015** (at Utah, L).

WHITE HELMET/BLACK UNIS/BLACK PANTS (1-0): **2018** (Arizona State, W).

WHITE HELMET/BLACK UNIS/WHITE PANTS (2-1): **2017** (Arizona, L); **2016** (Oregon State, W); **2015** (Nicholls State, W).

WHITE HELMET/SILVER UNIS/WHITE PANTS (1-0): **2017** (Texas State, W).

WHITE HELMET/WHITE UNIS/BLACK PANTS (0-1): **2015** (at Arizona State, L).

WHITE HELMET/WHITE UNIS/SILVER PANTS (0-1): **2015** (at UCLA, L).

WHITE HELMET/WHITE UNIS/WHITE PANTS (2-3): **2018** (at Arizona, L); **2017** (at Utah, L); **2016** (at Oregon, W; Washington, L); **2015** (CSU in Denver, W).

IN-SEASON BIRTHDAYS

Here's the list of those coaches and players who have birthdays to celebrate during the 2018 season (starting last week of August; *—denotes on a game day):

Aug. 26 Jonathan Van Diest (20)	Sept. 17 Jack Shutack (22)	Oct. 12 Darrin Chivaverini (41)	Nov. 10 *Joshua Jynes (18)	Dec. 17 Isaiah Lewis (21)
Aug. 31 *Brady Russell (20)	Sept. 18 Evan Worthington (23)	Oct. 12 Aaron Maddox (21)	Nov. 10 *Tim Lynott, Jr. (22)	Dec. 18 J.T. Bale (22)
Aug. 31 *Scott Unrein (30)	Sept. 20 L.J. Wallace (19)	Oct. 14 Heston Paige (20)	Nov. 14 Trey Udoffia (21)	Dec. 19 Jacob Callier (20)
Sept. 1 Daniel Talley (23)	Sept. 24 Gary Bernardi (64)	Oct. 14 Colby Pursell (20)	Nov. 17 *Kary Kutsch (19)	Dec. 21 Bailey Landwehr (23)
Sept. 2 Daniel Arias (20)	Sept. 25 Chase Sanders (21)	Oct. 20 *Kyle Evans (23)	Nov. 18 Erik Lawson (22)	Dec. 28 Deion Smith (19)
Sept. 4 Juwann Winfree (22)	Oct. 1 Brad Forsyth (50)	Oct. 23 Jaylon Jackson (20)	Nov. 19 Frank Phillip (19)	Dec. 29 Kevin George (21)
Sept. 5 Lucas Cooper (21)	Oct. 4 Evan Price (19)	Oct. 23 Dimitri Stanley (19)	Nov. 19 Nate Landman (20)	Dec. 29 Davis Price (21)
Sept. 7 Drew Lewis (23)	Oct. 5 Laviska Shenault (20)	Oct. 25 James Townsend (20)	Nov. 19 Terriek Roberts (21)	Jan. 3 Kabion Ento (22)
Sept. 8 *Jean Onaga	Oct. 9 Sam Noyer (21)	Oct. 27 *Javier Edwards (22)	Dec. 12 Colby Keiter (20)	
Sept. 8 *Lyle Tuiloma (21)	Oct. 10 Chris Mulumba (26)	Nov. 3 Ronnie Blackmon (21)	Dec. 16 Noa Lukela (20)	



2018 SPECIAL GAMES/WEEKENDS

The list of special games/weekends at Folsom Field this fall:

Sept. 15 (New Hampshire): Extra Yard for Teachers

Sept. 28 (UCLA): Leon White Memorial (Sept. 29)

Oct. 6 (Arizona State): Family Weekend; Living Legends
1968 Big 8 Men's Golf Champion Reunion/Recognition

Oct. 27 (Oregon State): Homecoming; Ski Ball Weekend

Nov. 10 (Washington State): CU Athletic Hall of Fame;
Military Appreciation

Nov. 17 (Utah) Honorary C

CU IS BLACK & GOLD, BUT FOLSOM IS "GREEN"

The University of Colorado at Boulder established a goal to move toward zero-waste at Folsom Field during the 2008 football season and invest in local carbon-reduction projects. They anticipated recycling or composting at least 90% of the waste generated at Folsom Field and met those goals. According to U.S. Environmental Protection Agency information and other sources, Folsom Field was the first major sports stadium in the nation, professional or collegiate, to collect all materials in recycling or compost containers, eliminate trash cans and transform its materials collections systems into a zero-waste process. For more information, visit Ralphie's Green Stampede at http://www.cubuffs.com/ViewArticle.dbml?&DB_OEM_ID=600&ATCLID=1549954.

WHO IS/HAS BEEN IN ON OFFENSE & DEFENSE

George Frazier, as he did his freshman year in 2014, appeared on both offense (TE/FB) and defense (DE) as senior in 2017 (he played 506 total snaps between offense, defense and special teams). In 2014, he played both defensive end and fullback for the first time against Arizona State, becoming the first Buff to appear on both sides of the ball since 2005 in the process, and continued to do so the remainder of the season. In 2008, **Eugene Goree** was on-call to do so, as the redshirt frosh was both a DT and an OG during the second half of the season; he did appear on both sides of the ball but not in the same game. Through the years, there have been a few players who wind up playing on both sides of the ball in the same game: **DT John Guydon** was the latest to do, seeing action on defense (13 snaps at tackle) and offense (3 snaps at guard) at Texas on October 15, 2005; it was the first time it happened for a complete series with no gimmicks or special situations since **WR Michael Westbrook** played a series at safety against Baylor in 1993. **DE James Garee** also trotted in on offense in 2005, catching a pass as an end at Miami. **DT Sam Wilder** had been the last before 2005, as he caught a 9-yard pass against Kansas State in 2002. **DT Justin Bannan**, did the same, catching a 12-yard TD pass on his only play at Missouri in 2000. **CB Ben Kelly** tried tailback in 1999 at Texas Tech; he finished with three yards on one carry (a nice 5-yard run was wiped out by a penalty). Between 1994 and 2005, several Buffs played on both sides of the ball, as offensive linemen often played on the goal line or short yardage defense units—**OG Heath Irwin**, **OG Clint Moore**, **OG Chris Naeole**, **OT Melvin Thomas** and **OG Brad Bedell** all did it at one time or another between 1993 and 1998. In 1990, **OLBs Alfred Williams** and **Kanavis McGhee** played some tight end in a 64-3 win over Kansas State (Williams caught a pass for 17 yards, McGhee didn't catch the one thrown his way). The last offensive skill player before Frazier in 2014 to swing over and try some defense was Westbrook (four snaps at strong safety) against Baylor in 1993.

WHY CU AND NOT UC?

A question often asked of many former Big Eight schools: Why is it the University of Colorado, but the moniker is CU and not UC? (The same applies at Kansas—KU, Missouri—MU, Nebraska—NU and Oklahoma—OU). "Midwestern casualness," said CU historian, the late Fred Casotti. It has always been this way at Colorado, for whatever reason, and at the other four—but seemingly nowhere else in the USA (except for Tulsa, but its midwest, too). In the 1950s, there was a concerted effort to eliminate the use of "CU" on the Boulder campus, both as a symbol and in speech, but Casotti said that no one would buy into it. "Nobody would change," he said. "It's easier to say than U of C, UC sounds like slang or something (as in 'you see'), and it was traditional. By trying to eliminate it, they reinforced it."

HISTORY OF THE END ZONE "COLORADO"

As in the south end zone, that is. In 1967, the stadium was lowered when the track was removed, and that area remained basically a dirt hill. Former long-time senior associate A.D. **Jon Burianek** said that we tried to grow grass and bushes there, but none took. The first artificial field was installed during the summer of 1971, and that area was then covered with asphalt and the large, block COLORADO was painted on it, then in all-white block lettering. Trim was later added, and at one time, when blue was one of the school colors, the end zone as well was painted blue instead of the familiar black.

NO. 33 IN THE WORLD

In the 2015 world university rankings by the *TimesHigherEducation.co.uk*, the **University of Colorado** held its previous position of being the **No. 33** ranked university in the world (which translates to the solar system, the galaxy and the universe). Unlike other rankings that are based more on cost of attendance and class sizes, this ranking is based on teaching (the learning environment, 30%), research (volume, income and reputation, 30%), citations (research influence, 30%), international outlook (staff and students, 7.5%) and industry income (innovation, 2.5%). Nine Pac-12 schools made the Top 100, led by Stanford (No. 2) and California (No. 3); Harvard came in at No. 1 with M.I.T. (No. 4) and the University of Cambridge (U.K., No. 5) rounding out the top five. UCLA (No. 12), Washington (No. 16), Colorado (No. 33, the 25th U.S. school), Southern California (No. 47), Arizona (No. 78), Arizona State (No. 79) and Utah (No. 85) completing the Pac-12 listing.

99 IS SO NICE

Colorado scored for the seventh time in its history on a 99-yard drive to close out the scoring in the 2015 Arizona State game. **TB Christian Powell** started it with a 42-yard burst from the CU 1, and a Sefo Liufau-to-Nelson Spruce touchdown pass covering 31 yards ended the seven play march over a gassed ASU defense. CU covered the 99 yards in the third fewest plays of the seven, and it was just the second to occur in Boulder:

99—vs. Northwestern at Evanston, Sept. 29, 1951 (6 plays)

99—vs. Miami, Fla., at Miami, Oct. 13, 1961 (21 plays)

99—vs. Iowa State in Boulder, Oct. 29, 1988 (8 plays)

99—vs. Oklahoma at Norman, Oct. 19, 1991 (8 plays)

99—vs. Oklahoma at Norman, Oct. 19, 1991 (14 plays)

99—vs. Oklahoma State at Stillwater, Oct. 27, 2001 (5 plays)

99—vs. Arizona State in Boulder, Sept. 13, 2014 (7 plays)



AROUND THE NATION

Colorado has traditionally stocked its rosters primarily with players from three states: Colorado, California and Texas (77.8 percent of the entire roster—active and inactive—as of September 25: 90 of 116 players). The roll call of state producers for the Buffaloes: California **41**, Colorado **33**, Texas **16**, Georgia **4**, Florida **3**, Arizona **2**, Hawai'i **2**, Louisiana **2**, Washington **2**, Arkansas **1**, Illinois **1**, Mississippi **1**, New Jersey **1**, Oklahoma **1**, Oregon **1**, South Carolina **1**, Virginia **1**, Wisconsin **1**. That's **18** states total along with **AUSTRALIA** (**1**) and **FINLAND** (**1**) that has produced the make-up of this year's team.

➔ **AROUND THE WORLD:** Six Buffaloes were born outside of the United States: **WR Daniel Arias** (Santa Domingo, D.R.), **DL Mo Bandi** (India), **ILB Nate Landman** (Zimbabwe), **DE Chris Mulumba** (Finland), **PK James Stefanou** (Australia) and **OLB Alex Tchangan** (Cameroon).

THE BUFFS IN NFL STADIUMS

The Buffaloes have played **24** games to date in seven current NFL venues, owning a record of **14-10** (10-5 in Denver, 1-0 in Foxborough, 1-0 in San Diego, 1-0 in Seattle, 1-2 in Houston, 0-1 in Jacksonville, 0-1 in Kansas City and 0-1 in Santa Clara). All-time, the Buffs are **20-21-1** playing games in stadiums that simultaneously hosted NFL teams (12-6 in Denver, 1-0 in Foxborough, 1-0 in Irving, 1-0 in San Diego, 1-0 in Seattle, 2-3 in Houston, 1-2 in Miami 1-2 in Tempe, 0-2-1 in Anaheim, 0-1 in Jacksonville, 0-1 in Kansas City, 0-1 in Santa Clara and 0-3 in Los Angeles).

10 (NOT BO DEREK)

With 10 wins in 2016, the Buffaloes had their most victories since finishing 10-3 in 2001. It was the eighth time that the Buffaloes have won 10 or games in a season, joining six previous teams under four different coaches: under Eddie Crowder in **1971** (10-2); under Bill McCartney in **1989** (11-1), **1990** (11-1-1) and **1994** (11-1); under Rick Neuheisel in **1995** (10-2) and **1996** (10-2); under Gary Barnett in **2001** (10-3) and now under **Mike MacIntyre** in 2016 (10-4). Colorado has also won at least nine games 14 times in its history.

➔ CU won six straight conference games in 2016 within the same season for the first time since opening 7-0 in the Big 12 in 1996. In the 1961, 1989 and 1990 seasons, CU also finished 7-0 on its way to Big 8 titles those years. The eight Pac-12 wins in '16 were the most CU has ever won in a conference season.

TOUCHDOWNS ON FIRST CAREER TOUCH

There are now four players on the current CU roster that scored a touchdown on their first career touch (three on offense). **Jay MacIntyre** did it a redshirt frosh against Nicholls State in 2015, and in 2016 against Idaho State, **Kabion Ento** accomplished the feat. In 2017, **WR Laviska Shenault** joined the club when he picked up a fumble on punt return duty and raced 55 yards for a score. In 2018, **WR Daniel Arias** caught a 37-yard pass from QB Steven Montez to become the 16th known player (and fourth on the current roster) to do so in CU history. Not including those players whose first career interception were returned for scores (see page 36), here's a list of known players in CU history that scored a TD the first time they touched the football:

Player	Date	Opponent	Score	How
Lamar Meyer	Sept. 18, 1954	DRAKE	W 61-0	26 pass from Frank Bernardi
Gerry Leahy	Sept. 25, 1954	COLORADO ST.	W 46-0	8 pass from Homer Scott
Leon Mavity	Sept. 30, 1961	OKLAHOMA ST.	W 24-0	60 yard punt return
Chuck Morris	Nov. 25, 1961	IOWA STATE	W 34-0	12 pass from Pat Young
Roger Wissmiller	Oct. 20, 1962	at Iowa State	L 19-57	2 pass from Frank Cesarek
Larry Ferguson	Sept. 15, 1973	at Louisiana State	L 6-17	37 yard run
Mike Kerin	Sept. 27, 1975	WICHITA STATE	W 52-0	32 yard pass from Jeff Austin
Craig Keenan	Sept. 25, 1982	WYOMING	L 10-24	1 yard run

Player	Date	Opponent	Score	How
James Kidd	Sept. 11, 1993	BAYLOR	W 45-21	25 yard pass from Vance Joseph
Jeremy Bloom	Aug. 31, 2002	Colorado State	L 14-19	75 yard punt return
DaVaughn Thornton	Nov. 6, 2010	at Kansas	L 45-52	12 yard pass from Cody Hawkins
Scott Fernandez	Nov. 10, 2012	at Arizona	L 31-56	71 yard pass from Connor Wood
Jay MacIntyre	Sept. 26, 2015	NICHOLLS STATE	W 48-0	38 yard pass from Sefo Liufau
Kabion Ento	Sept. 10, 2016	IDAHO STATE	W 56-7	69 yard pass from Steven Montez
Laviska Shenault	Sept. 9, 2017	TEXAS STATE	W 37-3	55 yard punt return
Daniel Arias	Oct. 20, 2018	at Washington	L 13-27	27 yard pass from Steven Montez

SOUTH PARK RALPHIE INTRO

Most know that the creators of Comedy Central's popular *South Park* are University of Colorado alums: **Trey Parker**, **Matt Stone** and animator **Eric Stough**. Trey voices **Eric Cartman**; he teamed with Eric this summer to create a short (roughly 20 seconds) vignette that debuted during the countdown to kickoff prior to the 2014 Arizona State game. It's been a hit since, especially among the CU student section. Cartman is seen in his usual garb and he introduced Ralphie before the real buffalo led the Buffs on the field.



BUFFS ON ESPN'S GAMEDAY

Colorado has hosted ESPN's College GameDay three times (Sept. 23, 1995 vs. Texas A&M, Oct. 28, 1995 vs. Nebraska, Sept. 14, 1996 vs. Michigan); the Buffs have been the visiting team on three occasions as well (Oct. 29, 1994 at Nebraska, Sept. 30, 1995 at Oklahoma, Sept. 13, 1997 at Michigan).

BUFFS BACK ON TV IN DENVER

CU had been without a weekly television presence in Denver since the 2011-12 athletic year: but in 2016 the Buffs returned to the local airways and for the third straight year, CU Athletics is partnering with **Altitude Sports** in Denver.

The Buffalo Stampede returned with its new home on Altitude (Comcast Ch. 25/725 HD). The show initially airs on Wednesday nights at 11:00 p.m., with several replays over the following two days. It also is picked up by Pac-12 Mountain and repeats a few times weekly as well.

It will again run through the men's and women's basketball seasons.

**GAME 1: COLORADO 45, COLORADO STATE 13 (AUGUST 31, 2018) BRONCOS STADIUM AT MILE HIGH, DENVER**

DENVER — Colorado's offense set the pace early and CU's defense followed suit, leading the Buffaloes to a 45-13 season-opening win over rival Colorado State in the Rocky Mountain Showdown.

The win was Colorado's fourth in a row in the series.

Led by quarterback Steven Montez, the Buffs scored on their first three possessions of the game to take a 21-7 lead at the end of the first quarter. CU built the lead to 28-10 by halftime, and then put the game away with two more touchdowns early in the third quarter.

Montez completed 22 of his 25 attempts for 338 yards and four touchdowns, and he also ran for a 38-yard touchdown, CU's first score of the evening. Laviska Shenault Jr. led all receivers with 11 receptions for 211 yards and a score, wide receiver K.D.

Nixon added six catches for 112 yards and a score, and graduate transfer Travon McMillian carried the ball 10 times for 103 yards and a touchdown in his first appearance in a Colorado uniform.

It was the first time in CU history that Colorado had a 300-yard passer, a 200-yard receiver and a 100-yard rusher in the same game.

Defensively, the Buffs were also solid across the board. Sophomore linebacker Nate Landman finished with 16 tackles, including two for loss, and an interception in his first start while sophomore defensive lineman Mustafa Johnson had five tackles, half a sack, 1.5 tackles for loss and a tipped pass in his CU debut.

The Buffs hit the Rams from every angle — on the ground, with short passes and with the deep ball — and Colorado State's defense never came up with an answer. Colorado finished with a healthy 596-284 edge in total yardage while dominating

virtually every statistical category. The Buffs averaged 9.2 yards per play, nearly tripling the output of CSU (3.7 per play).

Colorado went 75 yards to the end zone on five plays on the first drive of the game, with Montez covering the last 38 yards on a run, then added a five-play, 87-yard scoring drive on its next possession. Nixon capped the drive with his first touchdown as a Buff, a 46-yard reception down the sidelines on a perfect throw from Montez.

CSU temporarily ended the CU run with a 75-yard drive of their own, scoring on a 26-yard pass from K.J. Carta-Samuels to Olabisi Johnson to cut CU's lead to 14-7.

But the Buffs regained control with another 75-yard march, this one using up nine plays. McMillian carried three times for 40 yards on the march before Montez connected with Beau Bisharat from 4 yards out to give CU a 21-7 lead with 2:29 still left in the first quarter.

The Buffs got one more touchdown before the half, a 4-yard scoring toss to Beau Bisharat, then put the game away with two early scores in the third period.

Montez connected with Shenault on an 89-yard touchdown play for a 35-10 lead on CU's first possession of the second half, and one series later, the Buffs went 70 yards in five plays, with running back Travon McMillian covering the last 49 with a nice inside-outside run to give the Buffs a 42-10 lead.

Shenault's 211 yards receiving was the fourth-best single game in CU history while Montez's 12 straight completion to open the game tied the CU record, matching the mark set by Joel Klatt against Missouri in 2005. Their 89-yard touchdown connection was the longest CU play from scrimmage since Robert Hodge threw a 94-yard scoring pass to Jeremy Bloom against Kansas State in 2002.

COLORADO	21	7	17	0	—	45
Colorado State.....	7	3	0	3	—	13

SCORING	Score	Time	Qtr
COLORADO — Montez 38 run (Stefanou kick)	7-0	13:36	1Q
COLORADO — Nixon 46 pass from Montez (Stefanou kick)	14-0	8:17	1Q
Colorado State — Johnson 26 pass from Carta-Samuels (Bryan kick)	14-7	5:54	1Q
COLORADO — Bisharat 4 pass from Montez (Stefanou kick)	21-7	3:25	1Q
COLORADO — Winfree 4 pass from Montez (Stefanou kick)	28-7	6:14	2Q
Colorado State — Bryan 51 FG	28-10	0:00	2Q
COLORADO — Shenault 89 pass from Montez (Stefanou kick)	35-10	12:41	3Q
COLORADO — McMillian 49 run (Stefanou kick)	42-10	8:46	3Q
COLORADO — Stefanou 39 FG	45-10	3:23	3Q
Colorado State — Bryan 27 FG	45-13	8:39	4Q

Attendance: 70,158 **Time:** 3:29

Weather (74°): mostly cloudy skies, 31% humidity, 7 mph winds from the south

TEAM STATISTICS	COLORADO	CSU
First Downs.....	23	20
Third Down Efficiency (Fourth).....	4-9 (0-1)	7-19 (1-1)
Rushes—Net Yards	40-258	39-103
Passing Yards	338	181
Passes (Att-Comp-Int).....	25-22-1	37-19-1
Total Offense	596	284
Return Yards	87	0
Punts: No-Average	3-43.3	9-48.8
Fumbles: No-Lost.....	3-1	0-0
Penalties/Yards	6/44	5/35
Quarterback Sacks—Yards	3-16	0-0
Time of Possession	26:33	33:27
Drives/Average Field Position	13/C30	14/CS23
Red Zone: Scores-Attempts (Points).....	3-3 (17)	1-1 (3)

INDIVIDUAL STATISTICS

Rushing—Colorado: McMillian 10-103, Evans 12-59, Bisharat 7-52, Montez 3-34, Fontenot 3-14, Shenault 1-5, Noyer 1-minus 3, Team 3-minus 6. **CSU:** McElroy 14-61, Matthews 15-30, Hall 1-8, Carta-Samuels 9-4.

Passing—Colorado: Montez 25-22-1, 338, 4 td. **CSU:** Carta-Samuels 33-18-1, 176, 1 td; Hill 4-1-0, 5, 0 td.

Receiving—Colorado: Shenault 11-211, Nixon 6-112, Winfree 2-7, MacIntyre 1-10, Bisharat 1-4, Brown 1-minus 6. **CSU:** Johnson 6-82, Williams 6-49, Matthews 3-14, Jackson 1-12, Butler 1-9, Scott 1-8, Hall 1-7.

Punting—Colorado: Kinney 3-43.3 (45 long, 1 In20). **CSU:** Stonehouse 9-48.8 (61 long, 4 In20).

Punt Returns—Colorado: R.Blackmon 5-82. **CSU:** Johnson 1-0. **Kickoff Returns**—Colorado: Lee 1-31. **CSU:** Hawkins 1-21.

Tackle Leaders—Colorado: Landman 4,10—14; Abrams 6,2—8; Gamboa 3,4—7; Johnson 6,0—6; Wigley 5,0—5; Worthington 2,3—5; Franke 3,1—4; Mulumba 3,1—4; Fisher 2,2—4; Taylor 2,1—3; Wells 2,1—3; Trego 2,0—2; Tuiloma 2,0—2. **CSU:** Watson 8,7—15; Hubbard 3,4—7; Sutton 2,4—6; Hicks 1,5—6; Thomas 0,6—6; Bombek 3,1—4; Ajayi 2,1—3.

Quarterback Sacks—Colorado: Callier 1-8, Jackson 1-0, Gamboa ½-5, Sparaco ½-5. **CSU:** none.

Interceptions—Colorado: Landman 1-2. **CSU:** Banks 1-0. **Passes Broken Up**—Colorado: Lewis 2, Abrams, R.Blackmon, Johnson, Landman, Rakestraw. **CSU:** none.

GAME NOTES

This was CU's third straight win in a season opener, the first time reeling off three in a row since 2003-05 (all against CSU both times) ... MacIntyre is now 4-2 in season openers at CU and is 7-1 against CSU overall (2-0 at San Jose State) ... Buffs now lead the series 66-22-2 (12-6 in Denver, 22-8 since it was resumed in 1983) ... Colorado improved to 80-44-5 in 129 season openers ... CU has won four straight in the series, the longest run by either school since the Buffs claimed eight straight from 1987 through 1998 (CU has outscored the Rams 133-47 in the streak) ... The 45 points by CU are the most in the series since 1996 (a 48-34 CU win in Fort Collins) ... QB Steven Montez added to his developing list of school records, completing 88 percent of his passes to set the mark for highest completion percentage with minimums of 20 and 25 attempts, while tying the school mark of 12 straight completions to open a game (matching Joel Klatt versus Missouri in 2005) ... Colorado had a 300-yard passer, a 200-yard receiver and a 100-yard rusher for the first time in its history CU was 9-of-9 on 2nd-&-4 or less until the kneel-down in the final series (13-of-23 overall on second down) ... On the four third downs CU converted, it gained 186 yards (5, 89, 49, 43) ... CU dressed 92 players for the game, 50 of whom had never played a snap for the Buffaloes; but 34 of those would appear in the game and 76 played overall ... Colorado sold 38,399 tickets (11,440 student) for the game; CSU sold 28,920; and the Broncos/Ticketmaster moved 2,839 ducats.

**GAME 2: COLORADO 33, NEBRASKA 28****(SEPTEMBER 8, 2018)****MEMORIAL STADIUM, LINCOLN**

LINCOLN, Neb. — A 40-yard touchdown pass from Steven Montez to wide receiver Laviska Shenault Jr. with 1:06 left on the clock gave the Buffs a come-from-behind 33-28 win over Nebraska at Memorial Stadium.

CU rallied from deficits of 21-14 and 28-20 to collect the victory, and overcame a pair of missed field goals in the fourth quarter that would have given the Buffs the lead each time. NU missed one field goal try in the fourth period.

After the final score, CU's defense came up with a defensive stop on Nebraska's last possession to seal the victory, forcing three straight incompletions from backup quarterback Andrew Bunch on NU's last three plays.

CU improved to 2-0 with the victory — Colorado's first in Lincoln since 2004 — while Nebraska fell to 0-1 as the Buffaloes spoiled the opener of the Scott Frost era, which had been delayed a week after NU's game a week earlier was cancelled due to weather.

The winning touchdown came after the CU defense had produced its fourth straight stop in the fourth quarter to force a punt. Trailing 28-27, the Buffs went 77 yards in seven plays and benefited from a Nebraska personal foul penalty on third down.

Early in the game, Colorado struck first with two quick touchdowns, both after Nebraska fumbles, to take a 14-0 lead in the first quarter.

Following a Davion Taylor fumble recovery the Buffs went 86 yards in eight plays for the score. Montez was 6-for-6 in the air on the drive, including a 3-yard touchdown pass to Jay MacIntyre.

Mustafa Johnson then recovered a fumble on NU's next possession, and four plays later, the Buffs had their second touchdown. Shenault carried in from 3 yards out on fourth-and-1 on a direct snap to help CU to a 14-0 lead.

NU then scored the game's next three touchdowns. The Huskers went 75 yards in eight plays for a score on their next possession, with QB Adrian Martinez covering the last 41 on a run around the left end to cut CU's lead to 14-7.

Nebraska then drove 52 yards in seven plays for the tying touchdown, with Devine Ozigbo scoring from 1 yard out.

Following CU's fourth straight 3-and-out, Nebraska drove for the go-ahead touchdown, marching 79 yards in eight plays. Martinez, who had 172 yards total offense in the first half, carried in from 3 yards out to give NU a 21-14 lead with 3:07 to go in the half.

Colorado finally moved the ball again on its last possession of the half, driving 52 yards to the NU 23 before finally settling for a 40-yard James Stefanou field goal to pull within 21-17 at the half.

The Buffs opened the second half with another field goal, driving 55 yards for a 35-yard Stefanou kick to pull within one, 21-20. CU then forced a Nebraska punt to regain possession, but couldn't move and the Huskers answered with a six-play, 80-yard scoring drive. Martinez finished the drive with a 57-yard scoring toss to wide receiver JD Spielman for a 28-20 NU lead.

But Colorado refused to go away; the Buffs took the ensuing kickoff and went 75 yards in 11 plays for a touchdown. The Buffs converted three third downs on the drive — including a third-and-19 and a third-and-16 — before scoring on third-and-7 on a Montez 8-yard toss to MacIntyre to close within 28-27 with 1:24 to go in the quarter.

Nebraska then missed a field goal try and CU missed a pair of attempts in the fourth quarter. Both teams also came up short on fourth-down tries and Buffs linebacker Nate Landman ended one NU drive with his second interception of the season.

COLORADO	14	3	10	6	— 33
Nebraska	7	14	7	3	— 28

SCORING	Score	Time	Qtr
COLORADO — MacIntyre 3 pass from Montez (Stefanou kick)	7- 0	9:00	1Q
COLORADO — Shenault 3 run (Stefanou kick)	14- 0	6:47	1Q
Nebraska — Martinez 41 run (Pickering kick)	14- 7	3:47	1Q
Nebraska — Ozigbo 8 run (Pickering kick)	14-14	10:15	2Q
Nebraska — Martinez 3 run (Pickering kick)	14-21	2:24	2Q
COLORADO — Stefanou 40 FG	17-21	0:28	2Q
COLORADO — Stefanou 35 FG	20-21	10:59	3Q
Nebraska — Spielman 57 pass from Martinez (Pickering kick)	20-28	5:35	3Q
COLORADO — MacIntyre 8 pass from Montez (Stefanou kick)	27-28	1:24	3Q
COLORADO — Shenault 40 pass from Montez (pass failed)	33-28	1:06	4Q

Attendance: 89,853 **Time:** 3:41

Weather (70°): overcast, 85% humidity, 9-11 mph winds from the northeast

TEAM STATISTICS	COLORADO	NEBRASKA
First Downs.....	26	25
Third Down Efficiency (Fourth).....	6-18 (2-3)	5-13 (0-3)
Rushes—Net Yards	35-44	54-329
Passing Yards	351	236
Passes (Att-Comp-Int).....	50-33-0	29-19-1
Total Offense.....	395	565
Return Yards	32	- 2
Punts: No-Average.....	5-43.8	3-42.7
Fumbles: No-Lost.....	0-0	3-2
Penalties/Yards	8/46	11/95
Quarterback Sacks—Yards.....	2-12	7-43
Time of Possession	30:15	29:45
Drives/Average Field Position	14/C33	15/N26
Red Zone: Scores-Attempts (Points).....	3-4 (17)	2-2 (14)

INDIVIDUAL STATISTICS

Rushing—Colorado: McMillian 8-25, Evans 12-25, Shenault 2-5, Nixon 2-minus 4, Montez 11-minus 7. **Nebraska:** Martinez 15-117, Bell 13-104, Ozigbo 14-60, Washington 8-34, Lindsey 2-9, Spielman 1-4, Bunch 1-1.

Passing—Colorado: Montez 50-33-0, 351, 3 td. **Nebraska:** Martinez 20-15-1, 187, 1 td; Bunch 9-4-0, 49, 0 td.

Receiving—Colorado: Shenault 10-177, MacIntyre 8-45, Winfree 5-48, Nixon 5-39, Brown 2-28, McMillian 2-5, Evans 1-9. **Nebraska:** Morgan 5-75, Spielman 3-67, Williams 3-40, Ozigbo 2-17, Washington 2-16, Bell 2-3, Rafdall 1-14, Stoll 1-4.

Punting—Colorado: Kinney 1-54.0 (54 long, 1 In20), Price 4-40.8 (48 long, 0 In20). **Nebraska:** Lightbourn 3-42.7 (47 long, 1 In20).

Punt Returns—Colorado: R.Blackmon 2-10. **Nebraska:** Lindsey 3-minus 2. **Kickoff Returns—Colorado:** R.Blackmon 1-27, Nixon 1-24. **Nebraska:** Spielman 2-35, Stoll 1-10.

Tackle Leaders—Colorado: Landman 7,7—14; Gamboa 5,8—13; Johnson 7,3—10; Abrams 6,3—9; Lewis 5,2—7; Worthington 5,1—6; Edwards 4,2—6; Fisher 5,0—5; Wigley 4,0—4; Mulumba 3,0—3; Udoffia 3,0—3; Taylor 2,0—2. **Nebraska:** Barry 4,8—12; Gifford 3,8—11; Ferguson 5,5—10; Young 4,5—9; Williams 4,4—8; Davis 4,2—6.

Quarterback Sacks—Colorado: Johnson 2-12. **Nebraska:** Davis 2-16, Gifford 1½-11, Akinmoladun 1½-3, Stille 1-9, Ferguson 1-4.

Interceptions—Colorado: Landman 1-22. **Nebraska:** none. **Passes Broken Up—Colorado:** Lang, Wigley, Worthington. **Nebraska:** Bootle 2, Williams.

GAME NOTES

Colorado won for the first time in Lincoln since a 26-20 verdict in 2004; the Huskers lead the series **49-19-2** overall, 26-9 at home ... MacIntyre improved to **15-5** in non-conference games at Colorado ... CU scored on its second straight opening game drive, marching 86 yards in eight plays; as with the CSU game last week (7-75), the Buffaloes did not have a third down on either possession ... **QB Steven Montez** had 344 yards of total offense to climb to **5,261** for his career, as he became the ninth player in CU history to eclipse 5,000 yards ... **WR Laviska Shenault** (10-177, 1 TD receiving) had 21 receptions for 388 yards in the first two games, the second-most receiving yards in back-to-back games in CU history. He also became the third player in the MacIntyre Era to score touchdowns rushing and receiving in the same game (joining Phillip Lindsay vs. UCLA at Pasadena, Sept. 30, 2017 (1 rush, 1 receiving) and George Frazier at California, Sept. 27, 2014 (1 rush, 1 receiving) ... **QB Josh Goldin**, equipment manager-turned-walk-on, saw his first career action as a Buff, replacing **P Alex Kinney** as the holder on placements; Kinney was injured on his first punt making a tackle (broken collarbone) ... **WR Jay MacIntyre** (8-45, 2 TD) had career high eight receptions and his first career 2-TD game ... **ILB Rick Gamboa** became the 16th player in Colorado history to record 300 tackles, hitting the mark with his first tackle in the game (he passed three players into 13th all-time on CU's tackles list) ... PK James Stefanou is now 44-of-44 pm PAT kicks to open his CU career, setting the school mark for the most consecutive PAT makes to start a career; Neil Voskeritchian was 41-of-41 in the first 10 games of his career in 1994.

**GAME 3: COLORADO 45, NEW HAMPSHIRE 14****(SEPTEMBER 15, 2018)****FOLSOM FIELD, BOULDER**

BOULDER — Colorado's offense put 28 points on the board in the first half and the defense pitched a first-half shutout, paving the way for a 45-14 win over New Hampshire at Folsom Field.

The Buffs — who then quickly put the game out of reach by scoring on the first play of the second half — improved to 3-0 while the visiting Wildcats dropped to 0-3. Colorado also improved to 6-2 all-time against FCS schools.

Once again, Colorado's defense set the table nicely for the offense. The Buffs forced a pair of first-half turnovers, with the first — a Rick Gamboa interception on UNH's first possession — leading to Colorado's first score of the game, a 28-yard Steven Montez pass to Laviska Shenault Jr. The second, a Davion Taylor fumble recovery and 14-yard return for a touchdown, gave the Buffs their 28-0 halftime lead.

Taylor's fumble return — his second recovery in the last two games — was the sixth takeaway of the season for the Buffs, with CU converting five of them into touchdowns. The Buffs then added another fumble recovery late in the final period.

Colorado was dominant on both sides of the ball. The Buffs held a commanding 234-75 edge in yardage after just two quarters, with Montez completing 14 of 19 attempts for 167 yards and a score. Shenault, who entered the game as the nation's leading receiver, had five catches for 67 yards in two quarters of play, and caught a touchdown pass for his third straight game to start the season.

Running back Travon McMillian, meanwhile, ran 15 times for a career-high 162 yards and two scores. His first touchdown, out of the wildcat formation, came from 1 yard out and gave the Buffs a 14-0 lead in the second quarter. His second, a 75-yard jaunt on the opening play of the third quarter, gave CU a 35-0 lead. Junior running back Beau Bisharat also had a career-best day, finishing with 92 yards on 13 carries and a career-long 47-yard run.

The Wildcats finally got on the board in the third quarter when UNH linebacker Pop Lacey intercepted CU backup quarterback Sam Noyer and returned the ball 15 yards for a score. Colorado answered with a 19-yard James Stefanou field goal before the Wildcats finally scored an offensive touchdown, getting a 71-yard touchdown pass from Christian Lupoli to Neil O'Connor.

But Colorado then put the final points of the day on the board by going 43 yards in nine plays and 5:21, their longest scoring drive in terms of time in the first three games. Redshirt freshman running back Alex Fontenot capped the drive with a 15-yard run.

While the Buffs were in control for most of the game, the Wildcats did have a chance to get on the board early. After a 55-yard drive that ended with McMillian's 1-yard scoring run, UNH finally drove into CU territory, only to have a field goal attempt hit the right upright.

Colorado then answered with a 75-yard scoring drive to take a 21-0 lead, with Kyle Evans scoring from 6 yards out to essentially put the game away.

For the third straight game, Colorado's defense produced at least one takeaway, with the offense converting at least one of those takeaways into a touchdown for the third straight time. The Buffs defense also continued to get good pressure on the quarterback, finishing with five sacks by five different players.

Players getting their first starts for CU included junior wide receiver Tony Brown and redshirt freshman offensive lineman Jacob Moretti.

The win also marked the third straight game with at least 33 points for the Buffs to start the season, with Mike MacIntyre joining Gary Barnett as the only coaches to open 3-0 in their sixth season as CU's head coach.

New Hampshire.....	0	0	14	0	—	14
COLORADO	7	21	10	7	—	45

SCORING	Score	Time	Qtr
COLORADO — Shenault 28 pass from Montez (Stefanou kick)	7- 0	10:06	1Q
COLORADO — McMillian 1 run (Stefanou kick)	14- 0	10:45	2Q
COLORADO — Evans 6 run (Stefanou kick)	21- 0	3:57	2Q
COLORADO — Taylor 14 fumble return (Stefanou kick)	28- 0	2:36	2Q
COLORADO — McMillian 75 run (Stefanou kick)	35- 0	14:48	3Q
New Hampshire — Lacey 15 interception return (McPike kick)	35- 7	6:56	3Q
COLORADO — Stefanou 19 FG	38- 7	3:27	3Q
New Hampshire — O'Connor 71 pass from Lupoli (Hughes kick)	38-14	2:38	3Q
COLORADO — Fontenot 15 run (Stefanou kick)	45-14	4:24	4Q

Attendance: 42,360 **Time:** 3:48
Weather (90°): clear skies, 13% humidity, 6 mph winds from the east

TEAM STATISTICS	COLORADO	NEW HAMP.
First Downs.....	21	15
Third Down Efficiency (Fourth).....	5-15 (1-2)	4-16 (2-4)
Rushes—Net Yards	51-311	31-42
Passing Yards	180	228
Passes (Att-Comp-Int).....	24-17-2	39-16-1
Total Offense	491	270
Return Yards	44	22
Punts: No-Average.....	5-38.6	6-49.7
Fumbles: No-Lost.....	4-0	2-2
Penalties/Yards	6/60	6/35
Quarterback Sacks—Yards	5-33	2-10
Time of Possession	32:32	27:28
Drives/Average Field Position	14/C32	15/NH24
Red Zone: Scores-Attempts (Points).....	4-5 (24)	0-1 (0)

INDIVIDUAL STATISTICS

Rushing—Colorado: McMillian 15-162, Bisharat 13-92, Fontenot 8-29, Evans 5-25, Sanders 4-8, Montez 0-0, Noyes 2-minus 5. **New Hampshire:** Coyne 3-21, Washington 5-13, Lupoli 11-8, Bryant 5-7, Gallagher 2-minus 1, Herion 1-minus 2, Gray 3-minus 3, Team 1-minus 1.

Passing—Colorado: Montez 19-14-1, 166, 1 td; Noyer 5-3-1, 14, 0 td. **New Hampshire:** Lupoli 31-13-1, 160, 1 td; Herion 8-3-0, 68, 0 td.

Receiving—Colorado: Nixon 6-30, Brown 5-80, Shenault 5-67, Ento 1-3. **New Hampshire:** O'Connor 5-98, Gray 3-27, Washington 2-14, Lubischer 1-37, Gibson 1-21, Gallagher 1-10, Love 1-10, Coyne 1-7, Presley 1-4.

Punting—Colorado: Davis 5-38.6 (44 long, 0 In20). **New Hampshire:** Sanborn 6-49.7 (60 long, 4 In20).

Punt Returns—Colorado: R.Blackmon 3-17, Lee 1-minus 4. **New Hampshire:** Coyne 1-7. **Kickoff Returns—Colorado:** none. **New Hampshire:** Bryant 1-16, Washington 1-10.

Tackle Leaders—Colorado: Johnson 6,1—7; Landman 4,2—6; Abrams 4,0—4; Edwards 4,0—4; Franke 3,1—4; Gamboa 3,1—4; Worthington 3,1—4; Callier 3,0—3; Taylor 3,0—3;

Miller 2,1—3; Fisher 2,0—2; Lewis 2,0—2; Talley 2,0—2; Wells 2,0—2. **New Hampshire:** Lacey 8,2—10; Horn 5,0—5; Kuehl 5,0—5; Smith 5,0—5; Ellison 3,2—5; Perkins 2,3—5.

Quarterback Sacks—Colorado: Callier 1-9, Edward 1-6, Landman 1-6, Johnson 1-2, Team 1-10. **New Hampshire:** Carter 2-10.

Interceptions—Colorado: Gamboa 1-17. **New Hampshire:** Lacey 1-15. **Passes Broken Up—Colorado:** Abrams 3, M. Blackmon, Fisher, Franke, Udoffia. **UNH:** Carter, Ellison, Smith.

GAME NOTES

The temperature at kickoff — 90 degrees — tied for the fourth warmest in Folsom Field history; it tied for the 11th warmest overall ... Colorado opened 3-0 for the 42nd time in its history (129 seasons), and is 3-0 in back-to-back seasons for the first time since 1994-95 ... The Buffs improved to 6-2 against FCS opponents (all since 2006), with wins in five straight ... The Buffs are now 16-3 against non-conference opponents in the regular season under Mike MacIntyre (plus 0-1 in bowls; and 15-0 when holding the opponent to 17 points or less) ... CU won for the first time on Sept. 15 (now 1-6) ... CU is now 122-2 all-time when scoring 43 or more points ... Colorado's last 16 plays were rushes, as were 28 of its last 29; in fact, CU had 51 rushing attempts compared to 24 passing; the last time CU had a ratio of over 2-to-1, rushing to passing plays, was on Sept. 12, 2015 against Massachusetts (59 to 24) ... This marked just the fifth time in CU history the Buffs have scored 30 or more points in each of the first three games of the season (joining 1896, 1923, 1993 and 1995) ... New Hampshire gained 106 yards on 28 first down plays (3.8 per); but 82 of those yards came on two plays (otherwise 24 yards on 26 plays); the Buffs held UNH to 19 plays of 2 yards or less, 10 of those zero gains along with eight negative plays ... The 162 yards for **TB Travon McMillian** was a career-high for him (second 100-yard game at Colorado); his best game at Virginia Tech came his redshirt freshman year (2015) when had 142 (on 29 carries) against Duke in Blacksburg ... CU is now 2-2 going into a bye week under MacIntyre; the other win was in 2016 when the Buffs won at Stanford and had the following Saturday off before hosting UCLA.

**GAME 4: COLORADO 38, UCLA 16****(SEPTEMBER 28, 2018)****FOLSOM FIELD, BOULDER**

BOULDER — Colorado scored 24 unanswered points in the second half to overcome a 16-14 deficit and take a 38-16 win over UCLA in the Pac-12 opener for both teams.

Colorado improved to 4-0 with the win, the first 4-0 start by the Buffs since 1998, while the Bruins dropped to 0-4 for the first time since 1971.

Colorado put together touchdown drives of 75, 67 and 63 yards after halftime, and added a 51-yard march for a field goal as well.

After a see-saw first half that saw the Buffs trail in the first quarter for the first time this season, CU came back to hold a 14-13 lead at the half. UCLA then drove for a field goal on its first possession of the third quarter and the Buffs trailed 16-14.

But CU regained the lead by driving 75 yards on seven plays and never trailed again. The biggest play of the drive was a 31-yard throw from wide receiver Jay MacIntyre to running back Kyle Evans that gave the Buffs first-and-goal at the UCLA 9. Three plays later, Laviska Shenault Jr. scored from 1 yard out on a direct snap and James Stefanou's PAT gave CU a 21-16.

CU's defense followed the score with a three-and-out defensive stop that led to a 67-yard CU scoring drive. Quarterback Steven Montez completed two passes for 10 yards to MacIntyre and Shenault on the drive, then had a spectacular 11-yard scramble on third-and-5 that gave the Buffs a first-and-goal from the UCLA 6-yard line. One play later, McMillian scored from 6 yards out and a 28-16 lead.

CU then forced another Bruin punt and reaped a field goal on its next possession for a 31-16 lead before the defense produced another three-and-out. The Buffs then put the game away for good with a 63-yard scoring drive that finished with Montez racing untouched 35 yards to the end zone. Stefanou's PAT gave CU a 38-16 lead and the game was over for all intents and purposes.

UCLA scored first in the game, putting together an eight-play, 47-yard scoring drive with their second chance with the ball. It marked the first time this season the Buffs trailed in the first quarter. UCLA quarterback Dorian Thompson-Robinson ran for 17 yards on third-and-13 on the drive, and the Bruins tacked on another 15 yards on the play thanks to a personal foul on the Buffs. Five plays later, Thompson-Robinson hit Michael Ezeike with an 11-yard scoring pass for a 7-0 UCLA lead.

Colorado then answered with a 5-play, 85-yard scoring drive, with the bulk of the yardage coming on a 57-yard Montez pass to Shenault.

UCLA took the lead again with a field goal on its next possession before the Buffs finally gained their first lead of the night. After both teams traded punts, CU went 80 yards in 12 plays, using 5:51 in the process. The Buffs converted three third downs on the drive, including a 15-yard run from Travon McMillian and an 11-yard Montez pass to Kabion Ento. Montez then found the end zone on a 10-yard run to give the Buffs a 14-10 lead.

UCLA added a field goal before the half to cut Colorado's edge to 14-13 at intermission. The Bruins then scored on the opening possession of the second half, driving for a field goal, before the Buffs put together their 24-0 second-half run to claim the win.

Outside linebacker Drew Lewis led Colorado with eight tackles, including a pair of quarterback sacks and three third down stops, while Buff backer Davion Taylor added a third sack. CU's defense limited UCLA to 289 total yards, the fewest by a Colorado opponent in eight Pac-12 openers. The Buffs, meanwhile, surpassed the 30-point mark for the fourth time in as many games.

UCLA.....	10	3	3	0	—	16
COLORADO	7	7	14	10	—	38

SCORING	Score	Time	Qtr
UCLA — Ezeike 11 pass from Thompson-Robinson (Molson kick)	0- 7	7:26	1Q
COLORADO — Shenault 57 pass from Montez (Stefanou kick)	7- 7	5:00	1Q
UCLA — Molson 21 FG	7-10	0:57	1Q
COLORADO — Montez 10 run (Stefanou kick)	14-10	6:13	2Q
UCLA — Molson 50 FG	14-13	1:40	2Q
UCLA — Molson 40 FG	14-16	10:36	3Q
COLORADO — Shenault 1 run (Stefanou kick)	21-16	7:45	3Q
COLORADO — McMillian 6 run (Stefanou kick)	28-16	1:04	3Q
COLORADO — Stefanou 41 FG	31-16	11:46	4Q
COLORADO — Montez 35 run (Stefanou kick)	38-16	7:15	4Q

Attendance: 46,814 **Time:** 3:13

Weather (46°): cloudy skies, 76% humidity, 5 mph winds from the northeast

TEAM STATISTICS	COLORADO	UCLA
First Downs.....	26	15
Third Down Efficiency (Fourth).....	8-14 (0-0)	5-16 (1-2)
Rushes—Net Yards	48-209	28-151
Passing Yards	268	138
Passes (Att-Comp-Int).....	27-23-0	35-17-0
Total Offense.....	477	289
Return Yards	22	32
Punts: No-Average.....	4-41.8	6-49.5
Fumbles: No-Lost.....	1-0	1-0
Penalties/Yards	6/60	6/67
Quarterback Sacks—Yards	3-26	2-8
Time of Possession	34:47	25:13
Drives/Average Field Position	12/C26	11/U26
Red Zone: Scores-Attempts (Points).....	3-3 (21)	2-2 (10)

INDIVIDUAL STATISTICS

Rushing—Colorado: McMillian 21-102, Montez 11-81, Shenault 5-18, Evans 4-12, MacIntyre 1-4, Bisharat 1-minus 1, Nixon 2-minus 2, Team 3-minus 5. **UCLA:** Kelley 12-124, Allen 2-12, Olorunfunmi 3-9, Felton 1-6, Irby 4-6, Howard 1-3, Jamabo 1-0, Thompson-Robinson 4-minus 9.

Passing—Colorado: Montez 26-22-0, 237, 1 td; McIntyre 1-1-0, 31, 0 td. **UCLA:** Thompson-Robinson 35-17-0, 138, 1 td.

Receiving—Colorado: Shenault 12-126, Brown 6-77, Evans 1-31, Nixon 1-12, Ento 1-11, MacIntyre 1-10, McMillian 1-1. **UCLA:** Felton 3-49, Howard 3-19, Kelley 3-10, Wilson 2-13, Phillips 2-10, Irby 1-19, Ezeike 1-11, Allen 1-8, Olorunfunmi 1-minus 1.

Punting—Colorado: Davis 4-41.8 (58 long, 2 In20). **UCLA:** Flintoff 6-49.5 (57 long, 1 In20).

Punt Returns—Colorado: R.Blackmon 2-22. **UCLA:** Phillips 1-32. **Kickoff Returns—Colorado:** Nixon 3-62. **UCLA:** none.

Tackle Leaders—Colorado: Landman 4,5—9; Lewis 7,1—8; Fisher 7,0—7; Taylor 5,1—6; Gamboa 3,3—6; Udoffia 3,2—5; Edwards 3,1—4; Johnson 3,1—4; Mulumba 3,0—3; Adams 2,1—3; Worthington 1,2—3; Antwine 1,0—1; Callier 1,0—1; Tchangan 1,0—1. **UCLA:** Thompson 4,4—8; South 5,2—7; Phillips 5,2—7; Lake 4,3—7; Barnes 3,3—6; Holmes 4,1—5.

Quarterback Sacks—Colorado: Lewis 2-17, Taylor 1-9. **UCLA:** Meadors 1-4, Odighizuwa 1-4.

Interceptions—Colorado: none. **UCLA:** none. **Passes Broken Up—Colorado:** Worthington 3, Gamboa 2, Lewis, Wells. **UCLA:** none.

GAME NOTES

Colorado improved to 4-0 for the 31st time in its history, but for the first time since 1998 ... CU is now **3-5** in Pac-12 openers, but won for the first time in Boulder (**1-4**) ... CU improved to **23-28-1** when wearing all black uniforms ... UCLA still leads the series by a **10-4** count (4-3 in Boulder, 6-2 as members of the Pac-12) ... The **38** points and the **22-point** win were both the most/largest by CU against UCLA ... This marked the first game at **Folsom Field** where the end zones were painted (496 games all-time) ... Almost in half: the temperature at kickoff for New Hampshire on Sept. 15 was **90** degrees; tonight, it was **46** ... The **23** combined possessions (10 in the first half) were both season lows in a CU game ... Colorado has scored in **15** of **16** quarters this season, including **12** in a row ... The Buffs were held scoreless in both drives in the opening halves after going **3-for-3** in both to start the season ... This is just the second time in CU history the Buffs have scored **30** or more points in each of the first four games of the season ... the other? In 1896 when Grover Cleveland was president ... UCLA's **289** yards were the fewest allowing in eight Pac-12 Conference openers by the Buffaloes (previous low was 414 by Washington last year). The **138** passing yards were also the low in a Pac-12 lid-lifter ... This was the 15th game under MacIntyre (out of 67) where CU did not commit a turnover ... **QB Steven Montez** (26-22-0, 237, 1 TD, 173.9 rating) became the seventh Buffalo to reach 5,000 passing yards (**5,084**) ... **PK James Stefanou** is now **55-of-55** for his career in PAT kicks ... **OLB Drew Lewis** had the first multi-sack (2) game of his career.

**GAME 5: COLORADO 28, ARIZONA STATE 21****(OCTOBER 6, 2018)****FOLSOM FIELD, BOULDER**

BOULDER — Sophomore wide receiver Laviska Shenault Jr. scored four touchdowns — two receiving and two rushing — and No. 21 Colorado's defense came up with five consecutive stops in the second half to produce a 28-21 Buffs win over Arizona State.

The No. 21 Buffs improved to 5-0 overall and 2-0 in Pac-12 play in front of 52,681, the largest Folsom gathering in eight years as Colorado three times came back from a one-score deficit. ASU dropped to 3-3, 1-2.

Shenault finished with 13 catches for 127 yards and two scores and carried the ball five times for 13 yards and a pair of touchdowns to become the first player in CU history to have multiple touchdowns receiving and rushing in the same game. Colorado's offensive line, meanwhile, did not give up a sack against a team that had 18 sacks coming into the contest.

After giving up two scores in the first half, the Buffs limited ASU to just one touchdown after intermission, and that came on the Sun Devils' first possession before the Buff defense stiffened.

After playing catch-up for the better part of three quarters, the Buffs took their first lead of the game with 42 seconds remaining in the third period when Shenault ran in from the 1-yard line. Shenault's fourth touchdown of the day capped a seven-play, 80-yard CU drive that came after Colorado's defense had forced three straight ASU punts. The big play of the drive was a 51-yard Steven Montez pass to K.D. Nixon on first-and-20 from the CU 48.

ASU then threatened to score on the ensuing possession after quarterback Manny Wilkins hit Frank Darby with a 72-yard toss that put the Sun Devils at the Colorado 3-yard line. But the Buffs came up with a huge goal line stand that included a sack by

Mustafa Johnson and a pass breakup by Delrick Abrams Jr. in the end zone on fourth down.

In the final quarter, CU had advantages of 24-6 in plays, 97-3 in yards, 7-0 in first downs and 12:34-2:26 in possession time. It was the fourth time in five game that CU shut an opponent out in the final period, with the only fourth quarter score allowed by the Buffs a Colorado State field goal in the season opener.

ASU drove 86 yards for the first touchdown of the game, benefitting from a pair of CU penalties on third down. Eno Benjamin's 1-yard run gave the Sun Devils a 7-0 lead.

Colorado quickly answered, driving 75 yards on eight plays to tie the game, including a 39-yard pass to Tony Brown. Shenault took the direct snap and scored from 1 out to tie the game at 7-7.

Both teams then missed field goals on their next possessions before ASU regained the lead, going 79 yards in 13 plays, with Benjamin again scoring from 1 yard out.

But Colorado answered again, driving 84 yards on 13 plays. The Buffs converted two third downs and a fourth down on the drive. Montez and Shenault then capped the drive with a 3-yard TD pass with just 24 seconds left in the half to tie the game at 14-14 at intermission. It was Shenault's fifth straight game with a touchdown catch.

The Sun Devils opened the second half by going 75 yards in four plays for a touchdown, a 40-yard scoring toss to Darby.

But the Buffs responded with a 75-yard scoring drive in five plays, with Montez connecting with Shenault from 30 yards out for the tying score.

Colorado's defense then took over, producing five consecutive stops to set the stage for CU's winning touchdown and ensuing goal line stand.

Arizona State	7	7	7	0	—	21
COLORADO	7	7	14	0	—	28

SCORING	Score	Time	Qtr
Arizona State — Benjamin 1 run (Ruiz kick)	0- 7	5:47	1Q
COLORADO — Shenault 1 run (Stefanou kick)	7- 7	2:52	1Q
Arizona State — Benjamin 1 run (Ruiz kick)	7-14	5:45	2Q
COLORADO — Shenault 3 pass from Montez (Stefanou kick)	14-14	0:24	2Q
Arizona State — Darby 40 pass from Wilkins (Ruiz kick)	14-21	13:35	3Q
COLORADO — Shenault 30 pass from Montez (Stefanou kick)	21-21	11:46	3Q
COLORADO — Shenault 1 run (Stefanou kick)	28-21	0:42	3Q

Attendance: 52,681 Time: 3:05

Weather (50°): cloudy skies, 71% humidity, 7 mph winds from the north

TEAM STATISTICS	COLORADO	ARIZONA ST.
First Downs	25	18
Third Down Efficiency (Fourth)	8-16 (2-2)	5-11 (0-1)
Rushes—Net Yards	45-166	39-145
Passing Yards	328	222
Passes (Att-Comp-Int)	33-24-0	18-12-0
Total Offense	494	367
Return Yards	8	20
Punts: No-Average	4-37.8	6-47.5
Fumbles: No-Lost	1-0	1-0
Penalties/Yards	6/60	5/35
Quarterback Sacks—Yards	2-11	0-0
Time of Possession	33:27	26:33
Drives/Average Field Position	10/C20	10/AS26
Red Zone: Scores-Attempts (Points)	3-3 (21)	2-3 (14)

INDIVIDUAL STATISTICS

Rushing—Colorado: McMillian 30-136, Montez 3-17, Shenault 5-13, Evans 3-3, Nixon 1-1, Team 3-minus 4. **Arizona State:** Benjamin 28-120, Wilkins 7-14, Floyd 1-8, Harry 1-2, Smith 1-2, Team 1-minus 1.

Passing—Colorado: Montez 33-24-0, 328, 2 td. **Arizona State:** Wilkins 18-12-0, 222, 1 td.

Receiving—Colorado: Shenault 13-127, Nixon 5-97, Brown 4-55, MacIntyre 2-49. **Arizona State:** Darby 3-131, N'Keal 3-62, Williams 3-26, Benjamin 2-2, Hudson 1-1.

Punting—Colorado: Davis 4-37.8 (45 long, 1 In20). **Arizona State:** Sleep-Dalton, 4-47.5 (48 long, 2 In20).

Punt Returns—Colorado: R.Blackmon 2-8. **Arizona State:** Harry 1-11, Alyuk 1-9. **Kickoff Returns—Colorado:** Nixon 1-16. **Arizona State:** Lucas 1-16.

Tackle Leaders—Colorado: Johnson 8,2—10; Worthington 6,2—8; Lewis 5,2—7; Taylor 5,1—6; Gamboa 1,5—6; Landman 1,4—5; Abrams 3,1—4; Franke 3,1—4; Wells 2,1—3; Edwards 1,2—3; Wigley 2,0—2; Fisher 1,1—2. **Arizona State:** Harvey 9,5—14; Robertson 3,6—9; Forman 3,3—6; Butler 1,5—6; Bates 5,0—5; Lucas 2,3—5, Johnson 2,3—5.

Quarterback Sacks—Colorado: Johnson 1-8, Franke 1-3. **Arizona State:** none.

Interceptions—Colorado: none. **Arizona State:** none. **Passes Broken Up—Colorado:** Abrams, Taylor, Worthington. **Arizona State:** Williams.

GAME NOTES

Colorado improved to 5-0 for the 25th time in its history, but for the first times since 1998 and 1994 ... CU is 2-0 in Pac-12 play for the second time in eight years in the conference ... Arizona State now leads the series by an 8-2 count (3-2 in Boulder) ... CU is now 19-8 in games on Parent's/Family Weekend dating back to 1992 ... This was CU's first game with the "white helmet/black jersey/black pant" look; it was the 11th time wearing the white helmets (record: 6-5) ... Arizona State's TD on its first possession were the first points by a CU opponent on an opening drive this season; the plays (13), yards (86) and time (6:33) were all opponent highs for any possession, scoring or non-scoring in 2018 ... **ILB Nate Landman** played 24 snaps before being ejected for targeting in the second quarter ... Colorado sealed the game with a 13-play drive that ate up the final 7:10 of the game; in the quarter, CU had advantages of 24-6 in plays, 97-3 in yards, 7-0 in first downs and 12:34-2:26 in possession time ... Colorado is now 36-10 all-time with a 100-yard rusher and a 100-yard receiver (3-0 this season) ... This was CU's 16th turnover-free game under head coach Mike MacIntyre ... **WR Laviska Shenault** became the first player in Colorado history to score multiple touchdowns rushing and receiving in the same game ... Offensive Line. CU did not allow a quarterback sack for the second time this season, and the ASU defense had "just" five tackles for loss; the Sun Devils came in with 18 sacks (fifth in the NCAA) and averaging 8.2 TFLs (18th) ... Just eight players touched the ball on offense for the Buffaloes: **QB Steven Montez** (36 plays), **TB Travon McMillian** (30), **WR Laviska Shenault** (18), **WR K.D. Nixon** (6), **WR Tony Brown** (4), **TB Kyle Evans** (3) and **WR Jay MacIntyre** (2) ... and of course **C Colby Pursell** (78) ... This was the 19th game in CU history where CU did not commit a turnover or allow a quarterback sack (16-3).

**GAME 6: SOUTHERN CALIFORNIA 31, COLORADO 20****(OCTOBER 13, 2018)****LOS ANGELES COLISEUM**

LOS ANGELES — Colorado drew first blood but USC answered with four straight scores in the Coliseum to send the Buffs back to Boulder with a 31-20 loss.

The loss dropped CU to 0-13 all-time against the Trojans, as the Buffs couldn't take advantage of some early opportunities.

CU intercepted USC quarterback JT Daniels twice in the first half, including a pick by linebacker Drew Lewis on the first play from scrimmage. Evan Worthington added the second, giving Colorado two chances to create some early momentum.

But both times, the Buffs failed to convert the interceptions into scores.

Still, the Buffs scored first, ending a two-game skid in which they had failed to score in the first half against USC. Laviska Shenault Jr. — the nation's leading receiver — ran 49 yards from the wildcat formation to give Colorado a 7-0 lead with 11:58 to go in the half.

But USC answered quickly, putting three touchdowns on the board in the second period, all through the air.

The Trojans tied the score on their ensuing possession. Daniels shook off the two early picks to hit Tyler Vaughns with a 28-yard pass to put the Trojans at the Colorado 27, then hit Vaughns again on the next play with a 27-yard scoring toss to tie the game.

After a pair of Colorado punts sandwiched around a USC punt, the Trojans scored again, needing just two plays. Daniels hit Michael Pittman with a 65-yard touchdown bomb to give USC a 14-7 lead with 3:33 to go in the half.

The Buffs' offense then continued to go nowhere, producing its third straight three-and-out. That left the Trojans more than enough time to go 55 yards for their third touchdown, this one a 9-yard Daniels toss to Pittman that was set up by a 39-yard Daniels to Pittman connection.

USC then stymied a last-minute CU drive into Trojan territory, and Colorado trailed 21-7 at the half.

Trailing in the third period was nothing new for the Buffs, as they trailed Nebraska, UCLA and Arizona State after halftime in earlier games in the season, and came back to win all three times.

But there was no rally this time around, as any hopes of a Colorado rally were dashed in the third period. After the two teams traded punts, the Buffs found themselves backed up deep in their own territory. On third-and-22, a Montez pass bounced off the hands of Shenault to USC's Ajene Harris. The Trojans defensive back returned the ball 6 yards for a score and a 28-7 USC lead. It was the second year in a row Harris returned a Montez interception for a touchdown.

The Buffs finally got on the board again in the fourth quarter when they went 65 yards in 16 plays, getting a 2-yard Kyle Evans run to cap the drive and cut the USC lead to 28-14. USC recovered the ensuing onside kick and then drove 28 yards before settling for a 38-yard field goal before Colorado drove 75 yards in 10 plays for the final score of the night. Montez carried in from 19 yards out for the touchdown, but a 2-point conversion try failed.

The deep ball that had been a staple of the Buffs' offense in the first five games never materialized against the Trojans. CU's longest play of the night was Shenault's 49-yard touchdown run. But through the air, Colorado's biggest gain was a 24-yard pass to Shenault, as the Trojans managed to keep the CU sophomore bottled up for most of the evening. While he did catch nine passes, he totaled just 72 yards receiving.

COLORADO	0	7	0	13	-	20
Southern California	0	21	7	3	-	31

SCORING	Score	Time	Qtr
COLORADO — Shenault 49 run (Stefanou kick)	7- 0	11:58	2Q
Southern California — Vaughns 27 pass from Daniels (Brown kick)	7- 7	10:11	2Q
Southern California — Pittman 65 pass from Daniels (Brown kick)	7-14	3:33	2Q
Southern California — Pittman 9 pass from Daniels (Brown kick)	7-21	1:10	2Q
Southern California — Harris 6 interception return (Brown kick)	7-28	5:16	3Q
COLORADO — Evans 2 run (Stefanou kick)	14-28	6:46	4Q
Southern California — Brown 38 FG	14-31	5:05	4Q
COLORADO — Montez 19 run (pass failed)	20-31	3:23	4Q

Attendance: 57,615 **Time:** 3:42

Weather (67°): clear skies, 68% humidity, calm winds

TEAM STATISTICS	COLORADO	USC
First Downs	17	16
Third Down Efficiency (Fourth)	7-23 (2-4)	2-10 (0-0)
Rushes—Net Yards	37-95	26-51
Passing Yards	170	283
Passes (Att-Comp-Int)	47-26-1	35-18-2
Total Offense	265	334
Return Yards	30	26
Punts: No-Average	9-41.9	7-42.4
Fumbles: No-Lost	0-0	1-1
Penalties/Yards	8/81	13/123
Quarterback Sacks—Yards	1-7	4-34
Time of Possession	34:51	25:09
Drives/Average Field Position	16/C32	14/SC30
Red Zone: Scores-Attempts (Points)	2-2 (13)	1-1 (7)

INDIVIDUAL STATISTICS

Rushing—Colorado: Shenault 2-46, McMillian 18-32, Evans 7-17, Montez 9-9, Nixon 1-minus 9. **USC:** Ware 6-23, Carr 12-20, Stepp 2-10, Malepeai 2-6, Daniels 2-minus 4, Team 2-minus 4.

Passing—Colorado: Montez 47-26-1, 170, 0 td. **USC:** Daniels 35-18-2, 283, 3 td.

Receiving—Colorado: Shenault 9-72, Nixon 6-36, Brown 4-30, Jackson 2- 19, McMillian 2-7, MacIntyre 2-4, Evans 1-2. **USC:** Pittman 6-155, Vaughns 5-86, St. Brown 4-31, Jones 2-6, Ware 1-5.

Punting—Colorado: Davis 9-41.9 (55 long, 4 In20). **USC:** Budrovich 7-42.4 (54 long, 1 In20).

Punt Returns—Colorado: R.Blackmon 3-30. **USC:** Vaughns 4-20. **Kickoff Returns—Colorado:** Nixon 1-21. **USC:** Jones 1-31, Team 1-minus 2.

Tackle Leaders—Colorado: Landman 5,6—11; Gamboa 3,5—8; Johnson 5,2—7; Taylor 5,1—6; Worthington 4,0—4; Fisher 3,1—4; Miller 3,1—4; Edwards 2,1—3; Lang 2,1—4;

Wells 2,1—3; Abrams 2,0—2; Mulumba 2,0—2. **USC:** Gaoteote 5,4—9; Harris 5,2—7; Hufanga 4,3—7; Langely 6,0—6; Peters 5,1—6; Gustin 4,2—6; Iosefa 3,1—4; Marshall 3,1—4. **Quarterback Sacks—Colorado:** Johnson 1-7. **USC:** Gustin 1½-14, Jimmons 1-9, Iosefa 1-6, Dorton ½-5.

Interceptions—Colorado: Lewis 1-0, Worthington 1-0. **USC:** Harris 1-6. **Passes Broken Up—Colorado:** none. **USC:** Tell 2, Harris, Houston, Johnson, Jones, Mauga.

GAME NOTES

Colorado sold its entire ticket allotment for the game (3,000) ... The Buffs had won three straight games dating back to 2014 when wearing gold helmets/white jerseys/gold pants ... USC extended its lead in the series by a 13-0 count (7-0 in Los Angeles) ... This marked the third time CU had a lead versus USC since the Buffs joined the Pac-12 in 2011: CU led 7-0 in '11, 17-3 in '15 and tonight ... When USC took a 21-7 lead late in the first half, it marked the first time that CU trailed by two scores in 2018 ... Of the 73 plays in the first half, only 13 were in plus territory (USC 8, CU 5); for the game, just 45 of 145 were (CU 27, USC 18) ... **PK James Stefanou** improved to 61-of-61 for his career in PAT kicks ... **CB Chris Miller** made his first career start; **WR Jaylon Jackson** saw his first career action (the 42nd player to do so for CU this season) and also made his first career receptions ... **S Kyle Trego** recovered CU's onside kick; the Buffs had not recovered one for the previous six tries (including one in this game), as WR Nelson Spruce recovered the last one at Oregon in 2014 ... The scoreless first quarter was just the ninth involving the Buffaloes over the last 196 games (dating back to 2003) ... but the second season in a row with the Trojans ... **ILB Drew Lewis** made his first career interception on the first play of the game; it was CU's fourth pick of the year, all by linebackers at that point. The secondary then got its first later in the quarter when **S Evan Worthington** had the fourth of his career ... Colorado came in allowing just 3 points in the fourth quarter (best in the nation); USC came in with 39 fourth quarter points (47th); CU outscored USC in the quarter, 13-3, outgained the Trojans 101-22, and over the last two games CU has outgained the opponent 198-25 with 22:36 of possession time ... Ajene Harris' interception in the third quarter ended a run of 11 straight quarters by the Buffs without committing a turnover; it also ended a streak of 83 consecutive passes by **QB Steven Montez** without throwing a pick, his third streak of 80-plus in his career.

**GAME 7: WASHINGTON 27, COLORADO 13****(OCTOBER 20, 2018)****HUSKY STADIUM, SEATTLE**

SEATTLE — The Colorado Buffaloes had their opportunities to knock off No. 15 Washington, but couldn't take advantage and dropped a 27-13 decision at Husky Stadium.

Colorado jumped out to an early 7-0 lead with a touchdown on its first possession, and went up 10-7 in the second quarter.

But after the Huskies regained the edge, 14-10, the Buffs had to settle for a field goal late in the second quarter after an interception gave them the ball at the Washington 9-yard line. Instead of going into the half with the lead, CU still trailed at intermission, 14-13, and never scored again.

After going 80 yards for their first score, the Buffs offense couldn't mount another sustained drive to the end zone the rest of the day. The Huskies, meanwhile, were efficient on offense — 203 yards rushing, 150 passing — but most importantly had all three of their touchdown drives extended on fourth downs.

Washington scored the clinching touchdown in the fourth quarter by converting a fourth-and-5. With UW holding a 17-13 lead, the Huskies went for it on fourth down — and Jake Browning threw a 26-yard touchdown pass to Aaron Fuller to give Washington a 24-13 lead with just 3:50 remaining.

Colorado's Steven Montez was then intercepted on the next possession and Washington added a field goal for the final points of the game.

Early on, Colorado threw a scare into Washington.

After forcing the Huskies to punt on their opening possession, the Buffs wasted little time in getting to the end zone. Montez completed an 11-yard pass to Dimitri Stanley and Travon McMillian ran five times for 32 yards before Montez connected with true freshman Daniel Arias for a 37-yard touchdown pass. It was the first catch

of his career for Arias, who became the 16th player in CU history to score on his first collegiate touch. Evan Price's first PAT of his career gave Colorado a 7-0 lead.

After the two teams traded punts, the Huskies marched 84 yards to tie the game. UW extended the drive in Colorado territory when a pass interference on fourth down gave Washington a first-and-goal at the Colorado 7-yard line. One play later, Salvon Ahmed scored from 7 yards out to tie the game at 7-7.

Colorado regained the lead on the ensuing possession. Montez had an 11-yard pass to Brady Russell — the freshman tight end's first catch of his career — and McMillian had a 23-yard run before the drive stalled. CU then settled for a 37-yard Price field goal and 10-7 lead.

Washington, however, put together another long drive to take its first lead of the game, again extending the drive on a fourth down with a 2-yard run on fourth-and-1. Kamari Pleasant's 15-yard TD run capped a 75-yard drive to give UW a 14-10 lead.

But following a Colorado punt, the Buffs collected the game's first turnover when safety Nick Fisher intercepted Jake Browning and returned it to the UW 9-yard line. Colorado couldn't advance the ball, but still got another Price field goal to head into the locker room at intermission trailing by one, 14-13.

Neither team managed much of an offensive threat for much of the third quarter before the Huskies finally drove deep inside CU territory before settling for a field goal and a 17-13 lead.

Colorado's defense then came up with a big play early in the fourth period by forcing a fumble at the goal line and getting a touchback, but the Buffs couldn't capitalize on the opportunity. That set the stage for Washington's clinching touchdown drive.

COLORADO	7	6	0	0	— 13
Washington	0	14	3	10	— 27

SCORING	Score	Time	Qtr
COLORADO — Arias 37 pass from Montez (E. Price kick)	7- 0	9:20	1Q
Washington — Ahmed 7 run (Henry kick)	7- 7	14:45	2Q
COLORADO — E. Price 37 FG	10- 7	11:03	2Q
Washington — Pleasant 15 run (Henry kick)	10-14	5:39	2Q
COLORADO — E. Price 26 FG	13-14	0:37	2Q
Washington — Henry 31 FG	13-17	3:07	3Q
Washington — Fuller 26 pass from Browning (Henry kick)	13-24	3:50	4Q
Washington — Henry 30 FG	13-27	2:06	4Q

Attendance: 68,798 **Time:** 3:01

Weather (50°): overcast skies, 54% humidity, 3 mph winds from the north

TEAM STATISTICS	COLORADO	WASHINGTON
First Downs.....	15	23
Third Down Efficiency (Fourth).....	3-13 (0-2)	3-11 (2-2)
Rushes—Net Yards	35-119	40-201
Passing Yards	144	150
Passes (Att-Comp-Int).....	28-17-1	25-15-1
Total Offense.....	263	351
Return Yards	32	19
Punts: No-Average.....	5-27.4	3-42.7
Fumbles: No-Lost.....	1-0	2-1
Penalties/Yards	4/48	3/45
Quarterback Sacks—Yards	1-1	1-9
Time of Possession	29:06	30:54
Drives/Average Field Position	11/C32	12/W37
Red Zone: Scores-Attempts (Points).....	1-1 (3)	4-4 (20)

INDIVIDUAL STATISTICS

Rushing—Colorado: McMillian 25-86, Montez 7-26, Evans 2-7, Nixon 1-0. **Washington:** Ahmed 9-73, McGrew 12-58, Pleasant 10-35, Browning 5-25, Baccellia 1-13, Team 3-minus 3.

Passing—Colorado: Montez 28-17-1, 144, 1 td. **Washington:** Browning 25-15-1, 150, 1 td.

Receiving—Colorado: Nixon 4-36, Russell 4-23, Stanley 3-24, McMillian 2-12, Brown 2-minus 3, Arias 1-37, Bounds 1-15. **Washington:** Fuller 5-63, Jones 4-37, Baccellia 3-18, McClatcher 1-15, Pleasant 1-10, Sample 1-7.

Punting—Colorado: D.Price 5-27.4 (41 long, 4 In20). **Washington:** Whitford 3-42.7 (57 long, 1 In20).

Punt Returns—Colorado: R.Blackmon 1-2. **Washington:** Fuller 1-minus 1. **Kickoff Returns—Colorado:** Evans 3-77, R.Blackmon 2-17. **Washington:** McClatcher 2-44, McGrew 1-22.

Tackle Leaders—Colorado: Landman 6,6—12; Taylor 9,1—10; Worthington 7,1—8; Udoffia 4,0—4; Wigley 4,0—4; Gamboa 2,2—4; Edwards 2,1—3; Miller 2,1—3; Johnson 1,2—3; Fisher 2,0—2; Lewis 2,0—2; Mulumba 1,0—1. **Washington:** Burr-Kirven 8,7—15; Bartlett 4,3—7; Potoa'e 4,3—7; Bowman 3,4—7; Gaines 0,5—5; Murphy 3,1—4; Onwuzurike 3,1—4.

Quarterback Sacks—Colorado: Worthington 1-1. **Washington:** Onwuzurike 1-9.

Interceptions—Colorado: Fisher 1-30. **Washington:** Burr-Kirven 1-20. **Passes Broken Up—Colorado:** Miller. **Washington:** Bryant, Burr-Kirven, Taylor.

GAME NOTES

Colorado sold its entire ticket allotment (2,500) ... This marked the second time that the United Airlines team charter was piloted by **Douglas Price**, the father of CU kickers Davis and Evan; he was also at the controls for the 2016 trip to USC ... This was the first time CU wore the uniform combination of a gold helmet, white jersey and silver pant ... Washington now leads the series by a **12-5-1** count, winning its ninth in a row ... The last three games were all one-score contests at halftime (UW held a 38-27 scoring edge combined); in the second half, the Huskies have outscored the Buffs 67-6 ... The Buffs have now lost 29 straight games on the road to ranked teams ... UW's touchdown on 4th-&-5 with 3:50 remaining was the first CU allowed in the fourth quarter this season (16 points total in the quarter) ... **PK Evan Price** saw his first career action (scoring seven points, 2-2 FG and 1-1 PAT) ... **WR Dimitri Stanley** made his first career start ... **TB Kyle Evans'** 39-yard kickoff return was the longest by the Buffs since the 2016 Alamo Bowl ... **Brady Russell** caught four passes and **Chris Bounds** one today, the first by CU's tight ends this season (they eight all of last season) ... **P Davis Price** placed four of his five punts inside-the-20 (all six of his punts in opponent territory on the season have been placed inside-the-20) ... **WR Daniel Arias** became the 16th known player in CU history to score a touchdown on his first career touch when he caught a 37-yard TD pass from Steve Montez to open the day's scoring. Four of those 16 are on this current CU team (all WRs: Jay MacIntyre, Kabion Ento and Laviska Shenault, though Shenault's came on a fumble return on a punt) ... That 37-yard TD play was CU's 11th this season of 30 yards or longer ... CU started five freshmen: **LE Israel Antwine**, **CB Chris Miller**, **C Colby Pursell**, **LT William Sherman** and **WR Dimitri Stanley**. That's the most since Oct. 10, 2015, when six started at Arizona State (ILB Rick Gamboa, TE Dylan Keeney, RT John Lisella, WR Jay MacIntyre, CB Isaiah Oliver and WR Lee Walker.

**GAME 8: OREGON STATE 41, COLORADO 34 (OT)****(OCTOBER 27, 2018)****FOLSOM FIELD, BOULDER**

BOULDER — Colorado's bid to become bowl eligible came crashing down in a 30-minute span, as the Buffs allowed Oregon State to come back from a 31-3 deficit to collect a 41-34 win in overtime at Folsom Field.

The Beavers tied the game at 34-34 in the final minute with a touchdown, but the Buffs earned a shot at overtime when CU's Terrance Lang blocked the extra point.

However, Colorado couldn't match OSU's touchdown in the first extra period. CU's third straight loss dropped the Buffs to 5-3 on the year and 2-3 in Pac-12 play while the Beavers ended a five-game losing streak to improve to 2-6, 1-4.

After taking a 24-3 lead at the half, the Buffs appeared to put the game away on the first play of the second half when Travon McMillian raced 75 yards for a score. Evan Price's PAT gave CU a 31-3 lead.

But from that point on, CU's offense went stale and OSU backup quarterback Jake Luton came on to lead a 38-3 Oregon State rally. It matched the biggest comeback by a CU opponent in program history, equaling Kansas' rally from a 45-17 deficit for a 52-45 win in 2010.

Even after a slow offensive start — three punts on their first three possessions — the Buffs appeared ready to dominate the game by halftime. CU quarterback Steven Montez threw a pair of touchdown passes to K.D. Nixon before halftime, the first covering 32 yards late in the first quarter and the second from 7 yards out with 4:44 to go in the half.

Meanwhile, CU's defense put points on the board when Dante Wigley intercepted a Jack Colletto pass and returned it 27 yards for a score. Colorado also got a Price field goal in the second quarter while limiting OSU to just three points in the half for a 24-3 halftime cushion.

When McMillian raced for a score on the first play of the second half (he did the same thing against New Hampshire earlier in the year), a homecoming victory seemed all but assured for the Buffs.

But instead of putting the game away, Colorado allowed OSU back in the game. Luton came off the bench in the second half to complete 28 of 39 attempts for 310 yards and three touchdowns.

The Beavers went 75 yards in 17 plays to close the gap to 31-10 midway through the third quarter, then added another touchdown on a 71-yard drive early in the fourth quarter to pull within 31-17. Luton threw 8 yards to Isaiah Hodgins for the first score, then drove the Beavers downfield again before Colletto came in to score from 2 yards out for the second touchdown.

CU's offense, meanwhile, could not sustain a drive. The Buffs did drive into OSU territory but had a 35-yard field goal attempt blocked late in the third quarter. Oregon State then added a field goal before another long touchdown drive and two-point conversion cut Colorado's lead to 31-28 with just more than seven minutes remaining.

The Buffs then had one more chance to put the game away. Colorado drove deep into OSU territory but had to settle for a 34-yard Evan Price field goal and 34-28 lead.

That left Oregon State with two minutes on the clock — and it was more than enough for the Beavers to drive for the tying touchdown, with Luton throwing 10 yards to Trevon Bradford.

OSU then got another Colletto run for a touchdown in the overtime period. Colorado drove for a first-and-goal from the 7, but a run for zero yards and three straight incompletions ended the game.

Oregon State	0	3	7	24	7	—	41
COLORADO	7	17	7	3	0	—	34

SCORING	Score	Time	Qtr
COLORADO — Nixon 32 pass from Montez (E. Price kick)	7- 0	2:00	1Q
Oregon State — Choukair 30 FG	7- 3	13:12	2Q
COLORADO — E. Price 21 FG	10- 3	9:12	2Q
COLORADO — Wigley 27 interception return (E. Price kick)	17- 3	8:48	2Q
COLORADO — Nixon 7 pass from Montez (E. Price kick)	24- 3	4:44	2Q
COLORADO — McMillian 75 run (E. Price kick)	31- 3	14:48	3Q
Oregon State — Hodgins 8 pass from Luton (Choukair kick)	31-10	8:17	3Q
Oregon State — Colletto 2 run (Choukair kick)	31-17	14:30	4Q
Oregon State — Choukair 35 FG	31-20	9:29	4Q
Oregon State — Hodgins 7 pass from Luton (Hodgins pass from Luton)	31-28	7:13	4Q
COLORADO — E. Price 34 FG	34-28	2:05	4Q
Oregon State — Bradford 10 pass from Luton (kick blocked)	34-34	0:29	4Q
Oregon State — Colletto 1 run (Choukair kick)	34-41	OT1

Attendance: 48,050 Time: 4:00

Weather (68°): partly cloudy skies, 26% humidity, 13-17 mph winds from the west

TEAM STATISTICS	COLORADO	OREGON STATE
First Downs.....	23	28
Third Down Efficiency (Fourth).....	4-15 (0-2)	11-24 (3-3)
Rushes—Net Yards	36-217	45-114
Passing Yards	319	345
Passes (Att-Comp-Int).....	39-24-0	54-34-1
Total Offense.....	536	459
Return Yards	35	0
Punts: No-Average.....	6-40.3	7-44.0
Fumbles: No-Lost.....	2-0	2-0
Penalties/Yards	7/70	7/62
Quarterback Sacks—Yards.....	7-50	1-3
Time of Possession	26:47	33:13
Drives/Average Field Position	15/C31	16/OS27
Red Zone: Scores-Attempts (Points).....	3-4 (13)	7-7 (41)

INDIVIDUAL STATISTICS

Rushing—Colorado: McMillian 20-132, Montez 9-66, Evans 7-19. **Oregon State:** Jefferson 30-135, Bradford 2-minus 1, Colletto 11-minus 9, Luton 2-minus 11.

Passing—Colorado: Montez 39-24-0, 319, 2 td. **Oregon State:** Luton 39-28-0, 310, 3 td; Colletto 14-6-1, 35; Hernandez 1-0-0, 0.

Receiving—Colorado: Nixon 13-198, Winfree 4-54, MacIntyre 4-39, Brown 3-28. **Oregon State:** Hodgins 11-146, Hernandez 7-72, Jefferson 6-49, Bradford 5-36, Flemings 2-26, Quitoriano 1-8, Togiai 1-6, Baylor 1-2.

Punting—Colorado: D.Price 6-40.3 (53 long, 4 In20). **Oregon State:** Rodriguez 7-44.0 (52 long, 1 In20).

Punt Returns—Colorado: R.Blackmon 4-8. **Oregon State:** Bradford 1-0. **Kickoff Returns—Colorado:** R.Blackmon 1-25. **Oregon State:** Flemings 2-38.

Tackle Leaders—Colorado: Landman 10,3—13; Udoffia 9,1—10; Johnson 8,1—9; Gamboa 4,5—9; Abrams 5,0—5; Tchangam 5,0—5; Wells 4,1—5; Wigley 4,1—5;

Worthington 4,1—5; Lewis 3,0—3; Lang 3,0—3. **Oregon State:** Moore 6,3—9; Smith 4,4—8; Rashed 6,1—7; Taumoelau, 3,4—7; Hughes 5,1—6; Aydon 3,2—5; Dunn 4,0—4.

Quarterback Sacks—Colorado: Landman 2-21, Johnson 2-6, Wells 1-12, Tchangam 1-6, Lang 1-5. **Oregon State:** Hodgins 1-3.

Interceptions—Colorado: Wigley 1-27. **Oregon State:** none. **Passes Broken Up—Colorado:** Gamboa, Landman, Lang, Taylor, Udoffia, Worthington. **Oregon State:** Smith 2, Williams.

GAME NOTES

Colorado fell to 6-8 all-time in overtime games and to 63-36-5 all-time in Homecoming contests ... OSU took a 6-5 lead in the series with the win, snapping a CU three-game run ... Oregon State's comeback from 28 points down matched the largest ever by a CU opponent; Kansas rallied from 45-17 down to beat the Buffs, 52-45, in Lawrence on Nov. 6, 2010 ... Colorado had a season-high seven quarterback sacks (officially for the NCAA it is six; CU has always counted "sacks for zero" in its totals dating back to the 1970s (per NFL); **DE Terrance Lang's** PAT block that enabled the game to go into overtime was CU's first block of an extra point since DT Nate Bonsu had one against Arizona State in 2011 ... CU had its fourth turnover-free game on the season, tying the school's single season record for the most games without a miscue ... Today marked the 15th time CU had a 300-yard passer, 100-yard rusher and 100-yard receiver, the ninth time in the MacIntyre Era. **QB Steven Montez** (319), **TB Travon McMillian** (132) and **WR K.D. Nixon** (198); Montez has been a part of six of the 15 ... Oregon State's 99 plays were the third most by an opponent against CU (Missouri had 111 in 1968 and Oklahoma State 101 in 1983) ... Oregon State's 24 fourth quarter points and three touchdowns were more than CU had allowed in the first seven games (16 and one) ... Goofy Note of the Day: Colorado's starting lineup featured seven consecutive numbers: 3, 4, 5, 6, 7, 8 and 9 (3 & 9 on offense, the others on defense). The last time this likely happened was before World War II, when most jersey numbers were under 50 ... Colorado started three freshmen on the offensive line for the first time in its history (**LT Will Sherman**, **C Colby Pursell**, **RT Frank Fillip**; Fillip became the 12th true freshman in Colorado history to start a game on the offensive line ... Colorado is now 36-11 all-time with a 100-yard rusher and a 100-yard receiver (3-1 this season), with 17 of those since CU joined the Pac-12 in 2011.

**GAME 9: ARIZONA 42, COLORADO 34****(NOVEMBER 2, 2018)****ARIZONA STADIUM, TUCSON**

TUCSON — Colorado had no answer for Arizona quarterback Khalil Tate, who threw for 350 yards and five touchdowns in a 42-34 win at Arizona Stadium.

Colorado's fourth straight loss dropped the Buffs to 5-4 on the year and 2-4 in Pac-12 play while Arizona improved to 5-5, 4-3.

CU led at three different junctures in the game — 10-0 early, 24-23 late in the second quarter and 31-26 early in the third period — but could not prevent the Wildcats from coming back every time.

After forcing an Arizona three-and-out to start the game, Colorado put itself in great position when Ronnie Blackmon returned the punt 59 yards to the Arizona 14. But three plays netted just 8 yards, and on fourth-and-2, the Buffs eschewed a field goal try only to see K.D. Nixon thrown for a 2-yard loss.

The Buffs finally drew first blood after forcing another Arizona punt. Steven Montez completed three passes to Juwann Winfree to fuel an 11-play, 66-yard drive that finished with an 8-yard Nixon run for a touchdown, and Tyler Francis' PAT gave CU a 7-0 lead.

Colorado then had another opportunity to build a big lead on Arizona's ensuing possession. Linebacker Rick Gamboa forced a fumble on the first play and Nate Landman recovered at the Arizona 7. But the Buffs failed to move the ball and instead settled for a 25-yard Francis field goal and 10-0 lead.

Arizona finally found its offensive footing, putting 17 straight points on the board. The Wildcats went 44 yards for a field goal, forced a Colorado punt, and then needed just 1:29 to drive 62 yards for the tying touchdown. Colorado's offense again couldn't move, and eight plays and 82 yards later, the Wildcats took a 17-10 lead on a Tate 1-yard pass to Shawn Poindexter.

The Buffs ended UA's 17-0 run with a nine-play, 89 yard scoring drive. Montez connected with Kyle Evans from 17 yards out for the tying score.

But Arizona quickly answered with a six-play, 75-yard march that finished with a 12-yard Tate pass to Shun Brown. The Wildcats missed the PAT to settle for a 23-17 lead with 59 seconds left in the half.

That was more than enough time for the Buffs to regain the lead. Montez connected with Travon McMillian for a 57-yard scoring pass and Francis' PAT gave Colorado a 24-23 edge with just 33 seconds remaining in the half.

But the Wildcats drove past midfield, and with 1 second remaining in the half, Lucas Havrisik booted a 55-yard field goal to give UA a 26-24 lead at intermission.

The Buffs regained the lead in the third quarter, driving 75 yards in 11 plays for the go-ahead score. Montez completed the drive by connecting with Tony Brown for a 20-yard score and a 31-26 lead.

The Wildcats, however, answered with a touchdown to take a 32-21 lead — the 2-point conversion try failed — before tacking on a field goal for a 35-31 edge with 2:39 to go in the third quarter. Colorado responded with a Tyler Francis field goal on the final play of the third quarter to pull within one, 35-34, only to see the Wildcats come right back with an 85-yard touchdown drive in just four plays. Tate completed the drive with a 57-yard scoring pass to Cedric Peterson for a 42-34 UA lead.

Colorado then drove to the Arizona 18-yard line before Montez was intercepted at the 1-yard line on third-and-10 to end the drive with 5:07 remaining. The Wildcats converted a key third-and-9 from their 2-yard line, then ran out the clock.

COLORADO	10	14	10	0	—	34
Arizona	0	26	9	7	—	42

SCORING	Score	Time	Qtr
COLORADO — Nixon 8 run (Francis kick)	7- 0	5:35	1Q
COLORADO — Francis 25 FG	10- 0	3:55	1Q
Arizona — Havrisik 49 FG	10- 3	14:33	2Q
Arizona — Berryhill 40 pass from Tate (Pollack kick)	10-10	10:33	2Q
Arizona — Poindexter 1 pass from Tate (Pollack kick)	10-17	6:15	2Q
COLORADO — Evans 17 pass from Montez (Francis kick)	17-17	2:50	2Q
Arizona — Brown 12 pass from Tate (kick failed)	17-23	0:59	2Q
COLORADO — McMillian 57 pass from Montez (Francis kick)	24-23	0:26	2Q
Arizona — Havrisik 55 FG	24-26	0:00	2Q
COLORADO — Brown 20 pass from Montez (Francis kick)	31-26	9:26	3Q
Arizona — Poindexter 39 pass from Tate (pass failed)	31-32	7:11	3Q
Arizona — Pollack 41 FG	31-35	2:39	3Q
COLORADO — Francis 48 FG	34-35	0:00	3Q
Arizona — Peterson 57 pass from Tate (Pollack kick)	34-42	13:04	4Q

Attendance: 43,080 **Time:** 3:30

Weather (65°): clear skies, 30% humidity, 5 mph winds from the northwest

TEAM STATISTICS	COLORADO	ARIZONA
First Downs.....	27	27
Third Down Efficiency (Fourth).....	6-15 (1-3)	9-14 (0-0)
Rushes—Net Yards	32-40	47-216
Passing Yards	343	350
Passes (Att-Comp-Int).....	43-27-1	22-17-1
Total Offense.....	383	566
Return Yards	59	1
Punts: No-Average.....	3-43.0	2-47.5
Fumbles: No-Lost.....	1-1	1-1
Penalties/Yards	5/52	12/129
Quarterback Sacks—Yards	2-13	5-38
Time of Possession	30:56	28:59
Drives/Average Field Position	12/C36	13/A22
Red Zone: Scores-Attempts (Points).....	3-5 (17)	4-4 (19)

INDIVIDUAL STATISTICS

Rushing—Colorado: McMillian 11-59, Nixon 2-6, Evans 3-minus 1, Montez 16-minus 24. **Arizona:** Taylor 40-192, Tate 4-15, Mariscal 1-9, Tilford 1-1, Team 1-minus 1.

Passing—Colorado: Montez 42-27-1, 343, 3 td. **Arizona:** Tate 22-17-1, 350, 5 td.

Receiving—Colorado: Winfree 8-101, Jackson 6-25, Ento 5-82, Brown 3-37, McMillian 2-68, Evans 2-21, Nixon 1-9. **Arizona:** Brown 5-57, Cooper 3-63, Peterson 2-72, Ellison 2-49, Poindexter 2-40, Berryhill 1-40, Wolma 1-17, Taylor 1-12.

Punting—Colorado: D. Price 3-43.0 (49 long, 2 In20). **Arizona:** Klumph 2-47.5 (53 long, 0 In20).

Punt Returns—Colorado: R. Blackmon 1-59. **Arizona:** none. **Kickoff Returns—Colorado:** R. Blackmon 2-33. **Arizona:** Berryhill 3-51, Peterson 1-28.

Tackle Leaders—Colorado: Lewis 8, 2—10; Landman 6, 4—10; Gamboa 6, 5—9; Taylor 7, 1—8; Rakestraw 6, 1—7; Abrams 5, 0—5; Wells 3, 2—5; M. Blackmon 4, 0—4; Fisher 1, 1—2; Johnson 0, 2—2; Lang/Maddox/Mulumba/Udoffia 1, 0—1. **Arizona:** Fields 7, 3—10; Fowles 7, 2—9; Schooler 7, 2—9; Brown 3, 1—4; Burns 3, 1—4; Cooper 3, 1—4; Hearn 3, 1—4.

Quarterback Sacks—Colorado: Wells 2-13. **Arizona:** Brown 2-16, Schooler 1-13, Fields 1-6, Fowles 1-3.

Interceptions—Colorado: Rakestraw 1-0. **Arizona:** Young 1-1. **Passes Broken Up—Colorado:** Abrams. **Arizona:** Burns 2, Cooper, Hearn, Johnson, Schooler, Young.

GAME NOTES

Colorado now leads the series by a 14-7 margin, as Arizona has won the last two in the series ... Colorado is now 4-6 in the modern era (post-World War II) with five days in-between games (1-2 with four days rest) ... There were 10 points scored in the first quarter, 7 in the fourth; 59 combined in the second and third; the winner of the game in all eight Pac-12 meetings between the two since CU joined the league in 2011 has scored at least 38 points in each ... The Buffs have outscored opponents 80-31 in the first quarter ... When **PK Tyler Francis** made CU's first PAT, he became the fourth player to attempt a placekick (FG and/or PAT) this season for CU — that tied for the most at Colorado since the end of the platoon era (1965-on) ... Francis was perfect in his collegiate debut, scoring 10 points as he made was 4-of-4 on PAT kicks and 2-of-2 on field goals from 25 and 48 yards ... The 59-yard punt return in the first quarter by CB Ronnie Blackmon was the second-longest by a Buffalo in the last 13 seasons ... **QB Steven Montez** with the TD passes moved into a tie for third on CU's career list with 44, and he became the fifth player with 7,000 yards of total offense (7,159) with 319 in the game; it was his sixth 300-yard game this year, the 13th of his career, as he has tied Sefo Lufau for the all-time record in CU history (a streak of 82 straight passes come to an end without an interception) ... **WR Juwann Winfree** (8-101 receiving) had a career-high for receptions and his second career 100-yard game ... **WR Tony Brown** (3-37) made his first TD catch as a Buffalo; **S Derrion Rakestraw** had his first career interception.

**GAME 10: WASHINGTON STATE 31, COLORADO 7****(NOVEMBER 10, 2018)****FOLSOM FIELD, BOULDER**

BOULDER — For the fifth week in a row, the Colorado Buffaloes had a chance to pick up a sixth win and become bowl eligible, but again came up short, dropping a 31-7 decision to No. 10 Washington State.

CU fell to 5-5 overall and 2-5 in Pac-12 play while WSU improved to 9-1, 6-1.

For the fifth time in their five-game losing streak, the Buffs scored first, only to see the opponent come back and take the lead.

The Buffs scored after forcing two Cougars punts on their first two possessions. Colorado needed just three plays and 48 seconds to go 80 yards for the touchdown, getting 64 yards on a Travon McMillian run, followed by a 3-yard McMillian run for the score. With 4:15 to go in the first period, CU held a 7-0 lead.

Washington State, however, answered Colorado's score with a 10-play, 57-yard drive that produced a field goal, as WSU quarterback Gardner Minshew began to find his rhythm. The Buffs' cause on defense wasn't helped when starting linebacker and leading tackler Nate Landman was ejected after a targeting penalty early on the drive.

One series later, after a Colorado three-and-out, Minshew directed a seven-play, 76-yard touchdown drive that ended with a 28-yard pass to running back Max Borghi and a 10-7 WSU lead, one the Cougars would take into halftime and never relinquish.

After receiving the second-half kickoff trailing just 10-7, the Buffs had a chance to put together a drive and regain momentum.

But that chance ended in a hurry when Washington State forced and recovered a McMillian fumble at the CU 32-yard line. Seven plays later, Minshew threw a 1-yard scoring pass to Renard Bell for a 17-7 lead.

That proved to be the beginning of the end for the Buffs.

After the two teams traded punts, Colorado managed one more threat, driving to the WSU 36. But the drive fizzled and CU punted to the Washington State 12, only to see CU's tired defense give in to an 88-yard WSU scoring drive. A 10-yard Minshew run for a touchdown on the first play of the fourth quarter gave Washington State a 24-7 lead to basically put the game away.

Colorado did have one more drive into WSU territory midway through the fourth quarter, only to see a CU fumble recovered by the Cougars end the threat.

Colorado finished with 297 yards offense, with quarterback Steven Montez completing 20 of his 35 attempts for 199 yards. The game also marked the return to the lineup of CU wide receiver Laviska Shenault Jr., who finished with 10 catches for 102 yards in his first game back after missing three games with a toe injury.

WSU's Gardner Minshew, the nation's leading passer, completed 35 of his 58 attempts for 335 yards, two touchdowns and no interceptions.

But the most telling statistic may have been time of possession. WSU held the ball for almost 42 minutes while Colorado had the ball for barely 18 minutes.

Colorado's offense ran just 54 plays, a season-low, and CU managed just seven snaps all day on Washington State's side of the field (plus territory). On those plays, CU managed just 6 yards.

For the day, CU was 2-for-11 on third down, did not attempt a fourth-down conversion, and had just two possessions of longer than two minutes. The Buffs finished with just 75 yards rushing, and 64 of those came on one run.

Washington State	0	10	7	14	—	31
COLORADO	7	0	0	0	—	7

SCORING	Score	Time	Qtr
COLORADO — McMillian 3 run (Francis kick)	7- 0	4:14	1Q
Washington State — Mazza 39 FG	7- 3	13:37	2Q
Washington State — Borghi 28 pass from Minshew (Mazza kick)	7-10	8:31	2Q
Washington State — Bell 1 pass from Minshew (Mazza kick)	7-17	10:56	3Q
Washington State — Minshew 10 run (Mazza kick)	7-24	14:27	4Q
Washington State — J. Williams 3 run (Mazza kick)	7-31	3:46	4Q

Attendance: 45,587 Time: 3:16

Weather (57°): mostly clear skies, 12% humidity, 17 mph winds from the west

TEAM STATISTICS	COLORADO	WASH. ST.
First Downs.....	12	26
Third Down Efficiency (Fourth).....	2-11 (0-0)	11-20 (0-3)
Rushes—Net Yards	16-75	33-131
Passing Yards	222	346
Passes (Att-Comp-Int).....	38-21-1	61-37-0
Total Offense.....	297	477
Return Yards	28	25
Punts: No-Average.....	8-35.4	4-50.0
Fumbles: No-Lost.....	3-2	1-0
Penalties/Yards	4/51	2/10
Quarterback Sacks—Yards	0-0	3-20
Time of Possession	18:14	41:46
Drives/Average Field Position	13/C24	13/WS32
Red Zone: Scores-Attempts (Points).....	1-1 (7)	4-4 (24)

INDIVIDUAL STATISTICS

Rushing—Colorado: McMillian 9-73, Shenault 1-18, Noyer 1-0, Stanley 1-minus 1, Montez 4-minus 15. **Washington State:** J.Williams 17-60, Borghi 7-38, Minshew 6-26, Harrington 2-4, Harris 1-3.

Passing—Colorado: Montez 35-20-0, 199, 0 td; Noyer 3-1-1, 23, 0 td. **Washington State:** Minshew 58-35-0, 335, 2 td; Gordon 2-2-0, 11, 0 td; J.Williams 1-0-0, 0.

Receiving—Colorado: Shenault 10-102, Winfree 4-59, Stanley 3-19, Ento 2-29, Brown 1-7, McMillian 1-6. **Washington State:** Patmon 8-103, Jackson 5-53, J.Williams 5-43, Borghi 3-34, Martin 3-34, Calvin 3-30, Harris 3-19, Easop 2-6, Bell 2-3, Harrington 1-8, Sweet 1-8, Wilson 1-5.

Punting—Colorado: D.Price 8-35.4 (46 long, 3 In20). **Washington State:** Dragicevich 4-50.0 (57 long, 2 In20).

Punt Returns—Colorado: R.Blackmon 2-28. **Washington State:** none. **Kickoff Returns—Colorado:** R.Blackmon 1-18. **Washington State:** Harris 1-22.

Tackle Leaders—Colorado: Lewis 6,11—17; Taylor 12,1—13; Gamboa 6,7—13; Maddox 11,1—12; Fisher 7,0—7; Wigley 4,0—4; Johnson 2,2—4; Rakestraw 2,2—4; Abrams 2,1—3; Mulumba 2,1—3; Landman 1,2—3; Talley 2,0—2. **Washington State:** Woods 4,1—5; Strong 4,0—4; Thompson 4,0—4; Thomas 2,2—4; K.Williams 3,0—3; Tago/Taylor 2,1—3.

Quarterback Sacks—Colorado: none. **Washington State:** Silvels 1-12, Tago 1-5, Taylor 1-3.

Interceptions—Colorado: None. **Washington State:** K.Williams 1-25. **Passes Broken Up—Colorado:** Abrams 2, Wigley 2, M.Blackmon, Fisher, Lewis, Rakestraw.

Washington State: Molton, Taylor.

GAME NOTES

Colorado won the coin toss for the fifth straight game (7-3) this season ... Buffaloes are now 1-2 when donning the "Raiders" look of silver helmet/black jerseys/silver pants (1-1 vs. Washington State) ... Washington State has now won two in a row in the series to tie it up at 6-6 (including a 4-2 edge since the Buffaloes joined the Pac-12 in 2011 and a 4-3 lead in games played in Boulder) ... **DE Terrance Lang** made his first career start ... **ILB Nate Landman** played 24 snaps before being ejected for targeting ... **P Davis Price** had eight punts, six of which were fair caught; five of those were forced by **WR Daniel Arias**, who has now forced 11 on the season, a school record topping the 10 by John Walker in 2015 ... First Quarter Buffs. Colorado has now outscored the opponent 87-31 in the first quarter; the Buffs have not allowed a first quarter touchdown for five straight games, which is tied for the seventh-longest active streak nationally ... **TB Travon McMillian** (9-73, 1 TD rushing) had his fourth play this season of 50 yards or longer with his 64-yard run in the first quarter; that goes with two 75-yard runs and a 57-yard reception. He is just the fourth player at CU to have four or more plays from scrimmage in a single season that include at least one rush and one reception, joining Cliff Branch (1971), Jeff Campbell (1989) and Mike Pritchard (1990) ... **WR Laviska Shenault** (10-102 receiving; 1-8 rushing) returned after missing three full games to catch his average of passes per game coming in, and he had his fifth 100-yard game of the year, tied for the fourth-most in a single-season at (three had six). With the 102 yards, he became the 30th player in CU history to hit 1,000-yard mark for a career (1,050; he passed Jay MacIntyre into 29th).

**GAME 11: UTAH 30, COLORADO 7****(NOVEMBER 17, 2018)****FOLSOM FIELD, BOULDER**

BOULDER — No. 21 Utah scored 23 points in the second half to run away from Colorado in dealing the Buffaloes their sixth straight loss, 30-7.

The game, played in cold, snowy conditions — a rarity for contests at Folsom Field — marked CU's 500th contest at the venerable stadium.

The Buffs scored first for the sixth straight time, but as has been the case throughout their losing streak, could not maintain that momentum. The Utes quickly tied the game to send it into halftime knotted up at 7-7, then wore down Colorado's defense after halftime, adding 23 points to their total after intermission.

It was CU's sixth straight loss while scoring first, coming on the heels of a pair of Pac-12 wins when the opponent scored first.

CU's offense continued its recent struggles against one of the Pac-12's best defensive teams. The Buffs crossed midfield just three times in 15 possessions, and only once in the second half, long after the game had been decided. Colorado finished with 196 yards total offense (162 passing, 34 rushing), CU's lowest total since managing 174 against Washington State in a 28-0 loss in 2017.

Both teams struggled to find their footing early in the difficult conditions before Colorado finally put together a seven-play, 70-yard scoring drive for a 7-0 lead. Quarterback Steven Montez had a 14-yard pass to Juwann Winfree on the drive, along with a 14-yard completion to Laviska Shenault Jr. Travon McMillian capped the march with a 13-yard scoring run and James Stefanou's PAT gave Colorado a 7-0 lead with 2:04 left in the first quarter.

The Utes finally answered in the second quarter, going 80 yards in four plays. Jason Shelley threw 61 yards to Jaylen Dixon on the first play, and three plays Shelley found Samson Nacua with a 10-yard scoring pass to tie the game.

Neither team mounted another serious threat the rest of the half to leave the score tied at 7-7 at intermission.

The Utes then methodically put the game away in the third quarter, putting 17 points on the board before adding six more in the final period.

Utah manufactured a drive for a field goal on its first possession of the half, using up 5:29 to go 63 yards for a 33-yard field goal and 10-7 lead. On their next possession, the Utes needed just two plays to travel 59 yards to the end zone, getting a 47-yard touchdown pass from Shelley to Dixon for the score and 17-7 edge.

Colorado's offense, meanwhile, couldn't muster a threat. Colorado quarterback Steven Montez, who limped off the field late in the third quarter with a leg injury, was 13-for-22 for a season-low 84 yards and one interception. Backups Sam Noyer and Tyler Lytle completed eight of 11 attempts for 78 yards, with Lytle throwing an interception.

Following Utah's first touchdown in the third quarter, the Buffs went three and out and Utah responded with another touchdown to put the game away. Shelley directed a seven-play, 53-yard scoring drive that included two 19-yard completions to set up a 1-yard Armand Shyne touchdown run and a 24-7 lead with 50 seconds left in the third quarter.

The Utes then added two more field goals in the fourth quarter, taking advantage of a short field following a failed CU fake punt, then converting a CU fumble into another score.

The game proved to be Mike MacIntyre's last as head coach of the Buffaloes. One day later, Athletic Director Rick George announced that MacIntyre was being relieved of his duties and named quarterbacks coach Kurt Roper as the interim head coach.

Utah.....	0	7	17	6	—	30
COLORADO	7	0	0	0	—	7

SCORING	Score	Time	Qtr
COLORADO — McMillian 13 run (Stefanou kick)	7- 0	2:04	1Q
Utah — Nacua 10 pass from Shelley (Gay kick)	7- 7	9:54	2Q
Utah — Gay 33 FG	7-10	7:37	3Q
Utah — Dixon 47 pass from Shelley (Gay kick)	7-17	4:57	3Q
Utah — Shyne 1 run (Gay kick)	7-24	0:50	3Q
Utah — Gay 31 FG	7-27	12:43	4Q
Utah — Gay 51 FG	7-30	8:09	4Q

Attendance: 39,360 Time: 3:05

Weather (28°/19° WC): light snow and fog, 93% humidity, 9 mph winds from the west

TEAM STATISTICS	COLORADO	UTAH
First Downs.....	14	19
Third Down Efficiency (Fourth).....	4-15 (1-3)	5-16 (0-0)
Rushes—Net Yards	34-34	47-169
Passing Yards	162	221
Passes (Att-Comp-Int).....	33-21-2	23-11-0
Total Offense.....	196	390
Return Yards	1	37
Punts: No-Average.....	7-34.6	7-37.6
Fumbles: No-Lost.....	4-1	2-0
Penalties/Yards	4/38	5/64
Quarterback Sacks—Yards	1-6	6-38
Time of Possession	29:11	30:49
Drives/Average Field Position	15/C28	14/U34
Red Zone: Scores-Attempts (Points)	1-1 (7)	4-4 (20)

INDIVIDUAL STATISTICS

Rushing—Colorado: McMillian 13-41, Lee 2-9, Evans 4-2, Russell 1-0, Shenault 1-0, Montez 7-minus 2, Lytle 4-minus 14, Team 2-minus 2. **Utah:** Shyne 17-55, Green 9-43, Covey 4-35, Shelley 9-29, Brumfield 4-7, Woodward 1-3, Lisk 1-minus 1, Wood 2-minus 2.

Passing—Colorado: Montez 22-13-1, 84, 0 td; Lytle 5-4-1, 55, 0 td; Noyer 6-4-0, 23, 0 td. **Utah:** Shelley 23-11-0, 221, 2 td.

Receiving—Colorado: Shenault 9-64, Winfree 3-54, Nixon 3-19, Ento 2-10, MacIntyre 2-8, McMillian 2-7. **Utah:** Dixon 4-125, Fotheringham 2-37, Covey 1-19, Mariner 1-15, Nacua 1-10, Simpkins 1-8, Brumfield 1-7.

Punting—Colorado: Kinney 7-41.3 (48 long, 3 In20). **Utah:** Wishnowsky 6-38.8 (50 long, 2 In20); Team 1-30.0.

Punt Returns—Colorado: R.Blackmon 2-1. **Utah:** Covey 4-11. **Kickoff Returns—Colorado:** Evans 1-18, R.Blackmon 1-5. **Utah:** Covey 2-29.

Tackle Leaders—Colorado: Landman 11,8—19, Gamboa 4,6—10; Taylor 6,3—9; Udoffia 5,0—5; Rakestraw 4,1—5; Johnson 3,1—4; Wells 3,1—4; Antwine 2,1—3; Tuiloma 2,1—3; Edwards 1,2—3; Wigley 2,0—2; Fisher 1,1—2. **Utah:** Bernard 8,2—10; Barton 6,2—8; Anae 4,1—5; Tupai 4,1—5; Lloyd 1,3—4; Ballard 3,0—3; four with 2,0—2.

Quarterback Sacks—Colorado: Landman 1-6. **Utah:** Fotu 1-6, Anae 1-5, Barton 1-5, Tupai 1-5, Tonga 1-4, Team 1-13.

Interceptions—Colorado: None. **Utah:** Johnson 1-21, Blair 1-0. **Passes Broken Up—Colorado:** Fisher, Gamboa, Udoffia. **Utah:** Heninger, Pututau.










GAME NOTES

This was just the second “milestone” game CU lost at Folsom Field; it also lost game 200 (9-6 to New Mexico), but won games **1, 50, 100, 250, 300** and **400** ... No Ralphie: for the third time in her 11-year career, **Ralphie V** did not run due to the slick conditions (also 2017 vs. Washington and 2015 vs. Oregon, both times due to rain) ... Snow started falling at Folsom Field at **8:07 a.m.** and snowed throughout the game ... The **28** degree temperature at kickoff tied the 15th coldest for a game in CU history (tie-10th at home) ... Colorado fell to **18-10-1** in its history when it has been 32 degrees or colder at kickoff ... CU won the coin toss for the sixth straight game (8-3) this season ... Utah has now won two in a row in the series to pull to within 32-30-3 (includes owning a 5-2 edge since both schools joined the Pac-12 in 2011) ... The last game for the Buffs where both teams had just one score in the first half was on Oct. 22, 2016, when the Buffs led 7-3 at Stanford ... **S Kyle Trego** made his first career start ... The first half was largely played on the team's respective sides of the field (only 18 of 68 plays in plus territory) ... **P Alex Kinney** punted for the first time since the Nebraska game, as he missed eight games with a broken collarbone; he can appear in up to four games and still take 2018 as a redshirt year with the new NCAA rule this season ... The tickets sold count for the game was 39,360 (scanned total was 16,227); the final attendance numbers for the season were 274,852 (an average of 45,808.7 per six home games) ... Utah clinched its first Pac-12 South Division title with the win (6-3 conference record), as when later in the evening when Arizona State lost at Oregon it guaranteed the Utes sole possession of first place.

**THE FIRST COLLEGE WEBSITE WITH ITS OWN CARTOONIST?**

CUBuffs.com might be the first college sports website with its own cartoonist – maybe for any sports website for that matter – as Denver's award-winning **Drew Litton** has joined CU this fall for a series primarily surrounding each football game. His designs are featured on CU's social media channels.

Litton is a nationally syndicated sports cartoonist and is best known for his 25-plus years as the creator of the popular *Rocky Mountain News*, "Win, Lose & Drew" sports cartoon. He began drawing his fun-filled Colorado Buffaloes cartoons exclusively for the University of Colorado the Friday ahead of the Rocky Mountain Showdown and has three drawings to date. He also draws for KUSA TV 9News, *The Colorado Springs Gazette*, *The Colorado Rockies Magazine*, *Mile High Sports Magazine* and a variety of other clients. His work has been featured on ESPN.com, as well as the *Chicago Tribune*. Nobody covers the wild ride of Colorado sports through art and humor better than Litton, who resides in the Denver area with a rather extensive collection of cartoon bobbleheads and Finnegan, his overly caffeinated Schnauzer.



Above: Drew's weekly cartoons starting with the season opener against Colorado State.

**NOTABLE PERFORMANCES: THE LAST TIME****INDIVIDUAL**

Kickoff Return For A Touchdown	Colorado: Nelson Spruce vs. Cal in Boulder, Nov. 16, 2013 (onside, 46 yards; otherwise: M. Mosley vs. Utah, Nov. 23, 2012, 100 yds)
	Opponent: Reggie Dunn, Utah in Boulder, Nov. 23, 2012 (100 yards).
Punt Return For A Touchdown	Colorado: Laviska Shenault vs. Texas State in Boulder, Sept. 9, 2017 (55 yards; on a fumble return).
	Opponent: Boobie Hobbs, Utah in Boulder, Nov. 26, 2016 (55 yards).
Interception Return For A Touchdown	Colorado: Dante Wigley vs. Oregon State in Boulder, Oct. 27, 2018 (27 yards).
	Opponent: Ajene Harris, Southern California at Los Angeles, Oct. 13, 2018 (6 yards).
Fumble Return/Recovery For A Touchdown	Colorado: Davion Taylor vs. New Hampshire in Boulder, Sept. 15, 2018 (14 yards).
	Opponent: Tra'Mayne Bondurant, Arizona at Tucson, Nov. 8, 2014 (22 yards).
Blocked Punt Return For A Touchdown	Colorado: Lawrence Vickers vs. Washington State at Seattle, Sept. 11, 2004 (0 yards).
	Opponent: Grant Perry, Michigan at Ann Arbor, Sept. 17, 2016 (6 yards).
Blocked Field Goal Return For A Touchdown	Colorado: Has not occurred.
	Opponent: Max Bergen, Stanford at Palo Alto, Oct. 8, 2011 (75 yards; first-ever against Colorado)
Blocked Punt	Colorado: Alex Fontenot vs. Utah in Boulder, Nov. 18, 2018.
	Opponent: Khaylan Thomas, Arizona State at Tempe, Nov. 4, 2017.
Blocked PAT Kick	Colorado: Terrance Lang vs. Oregon State in Boulder, Oct. 27, 2018.
	Opponent: Shemar Smith, Oregon State in Boulder, Oct. 1, 2016 (<i>kicker: Cbris Graham</i>)
Blocked Field Goal	Colorado: Chidobe Awuzie vs. UCLA in Boulder, Nov. 3, 2016.
	Opponent: Elu Aydon, Oregon State in Boulder, Oct. 27, 2018.
Offensive Lineman To Score A Touchdown	Colorado: Alex Kelley vs. Colorado State in Denver, Sept. 2, 2016 (recovered fumble in end zone).
	Opponent: Has not occurred.
Defensive Two-Point Conversion	Colorado: Greg Biekert vs. Nebraska in Boulder, Nov. 2, 1991.
	Opponent: Has not occurred.
300 Yards Total Offense	Colorado: 319, Steven Montez vs. Arizona at Tucson, Nov. 2, 2018 (<i>343 pass, -24 rush</i>).
	Opponent: 361, Gardner Minshew, Washington State in Boulder, Nov. 10, 2018 (<i>26 rush, 335 pass</i>).
400 Yards Total Offense	Colorado: 416, Steven Montez vs. Southern California in Boulder, Nov. 11, 2017 (<i>376 pass, 40 rush</i>).
	Opponent: 481, Khalil Tate, Arizona in Boulder, Oct. 7, 2017 (<i>327 rush, 154 pass</i>).
100 Yards Rushing	Colorado: 132, Travon McMillian vs. Oregon State in Boulder, Oct. 27, 2018 (<i>20 attempts</i>).
	Opponent: 192, I.J. Taylor, Arizona at Tucson, Nov. 2, 2018 (<i>40 attempts</i>)
200 Yards Rushing	Colorado: 281, Phillip Lindsay vs. Arizona in Boulder, Oct. 7, 2017 (<i>41 attempts</i>).
	Opponent: 327, Khalil Tate, Arizona in Boulder, Oct. 7, 2017 (<i>14 attempts</i>).
300 Yards Rushing	Colorado: 309, Chris Brown vs. Kansas at Lawrence, Oct. 12, 2002.
	Opponent: 327, Khalil Tate, Arizona in Boulder, Oct. 7, 2017 (<i>14 carries</i>).
Three Touchdowns Rushing	Colorado: 3, Phillip Lindsay vs. Arizona in Boulder, Oct. 7, 2017.
	Opponent: 3, Ryan Nall, Oregon State at Corvallis, Oct. 14, 2017.
Four Touchdowns Rushing	Colorado: 4, Michael Adkins II vs. Charleston Southern in Boulder, Oct. 19, 2013.
	Opponent: 4, Khalil Tate, Arizona in Boulder, Oct. 7, 2017.
Two 100-Yard Rushers	Colorado: Phillip Lindsay (31-144) and Sefo Liufau (23-108) vs. Washington State in Boulder, Nov. 19, 2016.
	Opponent: Adrian Martinez (15-117) and Greg Bell (13-104), Nebraska at Lincoln, Sept. 8, 2018.
Three 100-Yard Rushers	Colorado: Jon Keyworth (18-124), Paul Arendt (23-116) and Ward Walsh (15-101), vs. Air Force at USAFA, Nov. 21, 1970.
	Opponent: David Overstreet (18-258), Darrell Shepard (3-151) and George Rhymes (9-110), Oklahoma in Boulder, Oct. 4, 1980.
300 Yards Passing	Colorado: 343, Steven Montez vs. Arizona at Tucson, Nov. 2, 2018.
	Opponent: 335, Gardner Minshew, Washington State in Boulder, Nov. 10, 2018.
400 Yards Passing	Colorado: 455, Sefo Liufau vs. California at Berkeley, Sept. 27, 2014 (<i>46-of-67</i>).
	Opponent: 458, Jared Goff, California at Berkeley, Sept. 27, 2014 (<i>24-of-42</i>).
Three Touchdowns Passing	Colorado: 3, Steven Montez vs. Arizona at Tucson, Nov. 2, 2018.
	Opponent: 5, Khalil Tate, Arizona at Tucson, Nov. 2, 2018.
Four Touchdowns Passing	Colorado: 4, Steven Montez vs. Colorado State in Denver, Aug. 31, 2018.
	Opponent: 5, Khalil Tate, Arizona at Tucson, Nov. 2, 2018.
Five Touchdowns Passing	Colorado: 7, Sefo Liufau vs. California at Berkeley, Sept. 27, 2014 (<i>school record</i>).
	Opponent: 5, Khalil Tate, Arizona at Tucson, Nov. 2, 2018.
Three Interceptions Thrown	Colorado: 3, Steven Montez vs. Washington in Boulder, Sept. 23, 2017.
	Opponent: 3, Ryan Burns, Stanford at Palo Alto, Oct. 22, 2016.
Four Interceptions Thrown	Colorado: 4, Nick Hirschman vs. Utah in Boulder, Nov. 23, 2012.
	Opponent: 4, Graham Harrell, Texas Tech at Lubbock, Oct. 27, 2007.
10 Receptions	Colorado: 10, Laviska Shenault vs. Washington State in Boulder, Nov. 10, 2018 (<i>102 yards</i>).
	Opponent: 11, Isaiah Hodgins, Oregon State in Boulder, Oct. 27, 2018 (<i>146 yards</i>).
100 Yards Receiving	Colorado: 102, Laviska Shenault vs. Washington State in Boulder, Nov. 10, 2018 (<i>10 receptions</i>).
	Opponent: 125, Javlen Dixon, Utah in Boulder, Nov. 17, 2018 (<i>4 receptions</i>).
200 Yards Receiving	Colorado: 211, Laviska Shenault vs. Colorado State in Denver, Aug. 31, 2018 (<i>11 receptions</i>).
	Opponent: 208, Ryan Broyles, Oklahoma at Norman, Oct. 30, 2010 (<i>9 receptions</i>).
Two Touchdowns Receiving	Colorado: 2, K.D. Nixon vs. Oregon State in Boulder, Oct. 27, 2018.
	Opponent: 2, Shawn Poindexter, Arizona at Tucson, Nov. 2, 2018.
Three Touchdowns Receiving	Colorado: 3, Shay Fields vs. Oregon State in Boulder, Oct. 1, 2016.
	Opponent: 3, Nelson Agholor, Southern California at Los Angeles, Oct. 18, 2014.
Two 100-Yard Receivers	Colorado: Laviska Shenault (11-211) and K.D. Nixon (6-112) vs. Colorado State in Denver, Aug. 31, 2018.
	Opponent: Jordan Veasy (7-111) and Kanawai Noa (7-108), California in Boulder, Oct. 28, 2017.
100-Yard Rusher & Receiver	Colorado: Travon McMillian (20-132) rushing & K.D. Nixon (13-198 receiving) vs. Oregon State in Boulder, Oct. 27, 2018.
	Opponent: Jermar Jefferson (30-135 rushing) & Isaiah Hodgins (11-146 receiving), Oregon State in Boulder, Oct. 27, 2018.
100-Yard Rusher & Receiver (same player)	Colorado: Cortlen Johnson (27-172 rushing; 6-105 receiving), vs. Iowa State at Ames, Nov. 10, 2001.
	Opponent: Has not occurred.



The Last Time, continued...

Four Touchdowns In A Game	Colorado: 4, Laviska Shenault vs. Arizona State in Boulder, Oct. 8, 2017 (2 rushing, 2 receiving).
	Opponent: 4, Khalil Tate, Arizona in Boulder, Oct. 7, 2017 (4 rushing).
Four Field Goals In A Game	Colorado: 4, Will Oliver vs. Colorado State in Denver, Sept. 1, 2013.
	Opponent: 4, Jordan Choukair, Oregon State at Corvallis, Oct. 14, 2017.
50-Yard Field Goal	Colorado: 53, James Stefanou vs. Arizona State at Tempe, Nov. 4, 2017.
	Opponent: 51, Matt Gay, Utah in Boulder, Nov. 17, 2018.
Two Interceptions In A Game	Colorado: 2, Tedric Thompson vs. Utah in Boulder, Nov. 26, 2016.
	Opponent: 2, Ajene Harris, Southern California in Boulder, Nov. 11, 2017.
Three Interceptions In A Game	Colorado: 3, Terrence Wheatley vs. Texas Tech at Lubbock, Oct. 27, 2007.
	Opponent: 3, Philip Thomas, Fresno State at Fresno, Sept. 15, 2012.
Four Interceptions In A Game	Colorado: Has not occurred.
	Opponent: 4, Frank Nelson, Utah at Salt Lake City, Nov. 2, 1946.
Three Quarterback Sacks In A Game	Colorado: 3 (for 15 yards), Leo Jackson vs. Texas State in Boulder, Sept. 9, 2017 (Josh Hartigan vs. K-State in Boulder, 11/20/10)
	Opponent: 4 (for 31 yards), Vilas Fauonuku, Utah at Salt Lake City, Nov. 28, 2015.
Four Quarterback Sacks In A Game	Colorado: 4½ (for 46), Ron Woolfork vs. Iowa in Boulder, Sept. 26, 1992.
	Opponent: 4 (for 31 yards), Vilas Fauonuku, Utah at Salt Lake City, Nov. 28, 2015.

TEAM

Shut Out (Defensive)	Colorado: Game: 48-0, vs. Nicholls State in Boulder, Sept. 26, 2015. Through 3rd Qtr: 37-0, vs. Colorado State in Denver, Sept. 2, 2016. At Half: 28-0, vs. New Hampshire in Boulder, Sept. 15, 2018.
	Opponent: Game: 0-28, by Washington State at Pullman, Oct. 21, 2017. Through 3rd Qtr: 0-21, by Washington State at Pullman, Oct. 21, 2017. At Half: 0-28, by Utah at Salt Lake City, Nov. 25, 2017.
Safety	Colorado: vs. Oregon in Boulder, Oct. 22, 2011 (Terrel Smith tackled Cliff Harris in end zone).
	Opponent: by Stanford at Palo Alto, Oct. 22, 2016 (Sefo Lulufau ran out of back of end zone).
Held To No Offensive Touchdowns	Colorado: by Washington State at Pullman, Oct. 21, 2017.
	Opponent: Texas State in Boulder, Sept. 9, 2017; Colorado State in Denver, Sept. 1, 2017; Stanford at Palo Alto, Oct. 22, 2016.
30 First Downs In A Game	Colorado: 30, vs. Northern Colorado in Boulder, Sept. 16, 2017.
	Opponent: 30, by Oregon State at Corvallis, Oct. 14, 2017.
Held Under 10 First Downs	Colorado: 9, by Washington at Santa Clara, Pac-12 Championship Game, Dec. 2, 2016.
	Opponent: 7, vs. Arizona State in Boulder, Oct. 15, 2016.
500 Yards Total Offense In A Game	Colorado: 536, vs. Oregon State in Boulder, Oct. 27, 2018 (217 rush, 319 pass).
	Opponent: 566, by Arizona at Tucson, Nov. 2, 2018 (216 rush, 350 pass).
600 Yards Total Offense In A Game	Colorado: 603, vs. Washington State in Boulder, Nov. 19, 2016 (258 rush, 345 pass).
	Opponent: 616, by Arizona in Boulder, Oct. 17, 2015 (291 rush, 325 pass).
Held Under 200 Yards Total Offense In A Game	Colorado: 196, by Utah in Boulder, Nov. 17, 2018 (34 rush, 162 pass).
	Opponent: 199, Arizona State in Boulder, Oct. 15, 2016 (50 rush, 149 pass).
Held Under 100 Yards Total Offense In A Game	Colorado: 76, by Stanford in Boulder, Nov. 3, 2012 (-21 rush, 97 pass).
	Opponent: 96, Idaho State in Boulder, Sept. 10, 2016 (29 rush, 67 pass).
300 Yards Rushing In A Game	Colorado: 311, vs. New Hampshire in Boulder, Sept. 15, 2018.
	Opponent: 329, by Nebraska at Lincoln, Sept. 8, 2018.
400 Yards Rushing In A Game	Colorado: 427, vs. Kansas at Lawrence, Oct. 12, 2002.
	Opponent: 413, by Arizona in Boulder, Oct. 7, 2017.
500 Yards Rushing In A Game	Colorado: 502, vs. Missouri in Boulder, Nov. 11, 2000.
	Opponent: 516, by Missouri at Columbia, Oct. 6, 1984.
Held Under 100 Yards Rushing In A Game	Colorado: 34, by Utah in Boulder, Nov. 17, 2018 (34 attempts; included six sacks for 38 yards).
	Opponent: 51, vs. Southern California at Los Angeles, Oct. 13, 2018 (26 attempts; included one sack for 7 yards).
400 Yards Passing In A Game	Colorado: 401, vs. Arizona State at Tempe, Oct. 10, 2015.
	Opponent: 458, by California at Berkeley, Sept. 27, 2014.
500 Yards Passing In A Game	Colorado: 533, vs. NE Louisiana in Boulder, Sept. 16, 1995.
	Opponent: 523, by Fresno State at Honolulu, Dec. 25, 1993 (Aloha Bowl; only time ever vs. Colorado)
Held Under 100 Yards Passing In A Game	Colorado: 94, by Washington State at Pullman, Oct. 21, 2017.
	Opponent: 67, vs. Idaho State in Boulder, Sept. 10, 2016.
Averaged Over Eight Yards Per Play	Colorado: 9.17, vs. Colorado State in Denver, Aug. 31, 2018 (65-596).
	Opponent: 8.20, by Arizona at Tucson, Nov. 2, 2018 (69-566).
Held Under Three Yards Per Play	Colorado: 2.93, by Utah in Boulder, Nov. 17, 2018 (67-196).
	Opponent: 1.75, vs. Idaho State in Boulder, Sept. 26, 2015 (55-96).
Four Interception Game	Colorado: 4, vs. Texas Tech at Lubbock, Oct. 27, 2007.
	Opponent: 4, by Utah in Boulder, Nov. 23, 2012.
Five Interception Game	Colorado: 5, vs. Texas Tech at Lubbock, Nov. 1, 2003.
	Opponent: 5, by Oklahoma in Boulder, Oct. 17, 1992.
Six Quarterback Sacks	Colorado: 7 (for 50 yards), vs. Oregon State in Boulder, Oct. 27, 2018.
	Opponent: 7 (for 43 yards), by Nebraska at Lincoln, Sept. 8, 2018.
Forced Six (Five) Lost Opponent Fumbles	Colorado: 6, vs. Kansas State in Boulder, Oct. 22, 1983 (5 vs. Nebraska in Boulder, Nov. 26, 1999)
	Opponent: 6, by Nebraska at Lincoln, Oct. 25, 1975 (5 by Oklahoma State at Stillwater, Nov. 8, 1980).
Forty-Minute Time of Possession Game	Colorado: 41:05, vs. UCLA at Pasadena, Oct. 31, 2015.
	Opponent: 41:46, by Washington State in Boulder, Nov. 10, 2018.
Turnover-Free Game	Colorado: vs. Oregon State in Boulder, Oct. 27, 2018.
	Opponent: by Utah in Boulder, Nov. 17, 2018.
Did Not Punt	Colorado: vs. Iowa State in Boulder, Nov. 19, 1994.
	Opponent: by Washington at Seattle, Nov. 9, 2013 (just second time since 1983; Baylor in 2010).
Recovered Own Onside Kick	Colorado: vs. Southern California at Los Angeles (Kyle Trego); 1-of-last-1 (2-of-last 7 back to 2014).
	Opponent: by California in Boulder, Nov. 16, 2013; 0-of-last-4.

**CAREER SINGLE GAME BESTS***(for those who have regularly appeared in games)***DELRIK ABRAMS, CB**

Total Tackles—9, at Nebraska, 9/8/18
 Solo Tackles—6, twice (last: at Nebraska, 9/8/18)
 Interceptions—N/A
 Pass Deflections—3, vs. New Hampshire, 9/15/18

ISRAEL ANTWINE, DL

Total Tackles—3, vs. Utah, 11/17/18
 Solo Tackles—2, vs. Utah, 11/17/18
 QB Sacks—N/A
 Third Down Stops—1, twice (last: vs. Utah, 11/17/18)

DANIEL ARIAS, WR

Receptions—1, at Washington, 10/20/18
 Receiving Yards—37, at Washington, 10/20/18
 Long Reception—37, at Washington, 10/20/18 (TD)
 Receiving TDs—1, at Washington, 10/20/18

BEAU BISHARAT, TB

Rushing Attempts—13, vs. New Hampshire, 9/15/18
 Rushing Yards—92, vs. New Hampshire, 9/15/18
 Long Run—47, vs. New Hampshire, 9/15/18
 Rushing TDs—N/A
 Receiving TDs—1, vs. Colorado State, 8/31/18

MEHKI BLACKMON, CB

Total Tackles—4, at Arizona, 11/02/18
 Solo Tackles—4, at Arizona, 11/02/18
 Pass Deflections—1, twice (last: vs. Washington St., 11/10/18)

RONNIE BLACKMON, CB

Total Tackles—1, 4 times (last: vs. New Hampshire, 9/15/18)
 Solo Tackles—1, thrice (last: at Nebraska, 9/8/18)
 Interceptions—N/A
 Pass Deflections—1, vs. Colorado State, 8/31/18

TONY BROWN, WR

Receptions—6, vs. UCLA, 9/28/18
 Receiving Yards—80, vs. New Hampshire, 9/15/18
 Long Reception—53, twice (vs. New Hampshire, UCLA)
 Receiving TDs—1, at Arizona, 11/02/18

JACOB CALLIER, OLB

Total Tackles—3, vs. New Hampshire, 9/15/18
 Solo Tackles—3, vs. New Hampshire, 9/15/18
 QB Sacks—1, twice (last: vs. New Hampshire, 9/15/18)
 Third Down Stops—2, vs. Colorado State, 9/01/17

JAVIER EDWARDS, DT

Total Tackles—6, at Nebraska, 9/8/18
 Solo Tackles—4, thrice (last: vs. New Hampshire, 9/15/18)
 QB Sacks—1, twice (last: vs. New Hampshire, 9/15/18)
 Third Down Stops—1, at Utah, 11/25/17

KABION ENTO, WR

Receptions—5, at Arizona, 11/02/18
 Receiving Yards—88, vs. Idaho State, 9/10/16
 Long Reception—69, Idaho State, 9/10/16 (TD)
 Receiving TDs—2, Idaho State, 9/10/16

KYLE EVANS, TB

Rushing Attempts—15, thrice (last: vs. Oregon St., 10/1/16)
 Rushing Yards—61, at Oregon, 9/24/16
 Long Run—20, vs. Colorado State in Denver, 9/2/16
 Rushing TDs—1, 5 times (last: at USC, 10/13/18)

NU'UMOTU FALO, Jr., OLB

Total Tackles—4, twice (last: vs. Arizona, 10/17/15)
 Solo Tackles—4, vs. Arizona, 10/17/15
 QB Sacks—1, at Arizona, 11/12/16
 Third Down Stops—1, five times (last: vs. Utah, 11/26/16)
 Pass Deflections—2, vs. UCLA, 11/3/16

NICK FISHER, S

Total Tackles—7, twice (last: vs. Washington State, 11/10/18)
 Solo Tackles—7, twice (last: vs. Washington State, 11/10/18)
 Pass Deflections—2, at Oregon State, 10/14/17
 Interceptions—1, twice (last: at Washington, 10/20/18)

ALEX FONTENOT, TB

Rushing Attempts—8, vs. New Hampshire, 9/15/18
 Rushing Yards—29, vs. New Hampshire, 9/15/18
 Long Run—15, vs. New Hampshire, 9/15/18 (TD)
 Rushing TDs—1, vs. New Hampshire, 9/15/18

TYLER FRANCIS, PK

Field Goals Made—2, at Arizona, 11/02/18
 Field Goals Attempted—2, at Arizona, 11/02/18
 Long Field Goal—4, at Arizona, 11/02/18
 PAT Made—4, at Arizona, 11/02/18

JASE FRANK, DT

Total Tackles—5, thrice (last: vs. Washington, 9/23/17)
 Solo Tackles—4, twice (last: vs. California, 10/28/17)
 QB Sacks—1, 4 times (last: vs. Arizona State, 10/06/18)
 Third Down Stops—2, vs. Colorado State, 8/31/18

RICK GAMBOA, ILB

Total Tackles—17, at Arizona State, 11/04/17
 Solo Tackles—10, at Washington State, 11/21/15
 QB Sacks—1, at Hawai'i, 9/03/15
 Third Down Stops—2, twice (last: at Arizona St., 11/04/17)
 Interceptions—1, twice (last: vs. New Hampshire, 9/15/18)

MUSTAFA JOHNSON, DE

Total Tackles—10, twice (last: vs. Arizona State, 10/06/18)
 Solo Tackles—8, twice (last: vs. Oregon State, 10/27/18)
 QB Sacks—2, at Nebraska, 9/8/18; vs. Oregon State, 10/27/18
 Third Down Stops—2, thrice (last: vs. Oregon State, 10/27/18)

AKIL JONES, ILB

Total Tackles—3, vs. Texas State, 9/09/17
 Solo Tackles—1, vs. Texas State, 9/09/17
 Third Down Stops—1, vs. Texas State, 9/09/17

ALEX KINNEY, P

Punts—10, at Washington State, 10/21/17
 Average (*min. 5 punts*)—51.2, at Arizona State, 11/04/17 (5)
 Long Punt—70, vs. Texas State, 9/09/17
 50-Plus—3, at Utah, 11/25/17
 Inside-the-20—5, at Washington State, 10/21/17

NATE LANDMAN, ILB

Total Tackles—19, vs. Utah, 11/17/18
 Solo Tackles—11, vs. Utah, 11/17/18
 QB Sacks—2, vs. Oregon State, 10/27/18
 Third Down Stops—3, at Nebraska, 9/8/18 (2 4th down)
 Pass Deflections—2, at Utah, 11/25/17
 Interceptions—1, twice (last: at Nebraska, 9/8/18)

TERRANCE LANG, DE

Total Tackles—3, vs. Oregon State, 10/27/18
 Solo Tackles—3, vs. Oregon State, 10/27/18
 QB Sacks—1, vs. Oregon State, 10/27/18
 Third Down Stops—2, vs. Colorado State, 8/31/18

DONOVAN LEE, WR

Receptions—7, at UCLA, 10/31/15
 Receiving Yards—39, at Washington State, 11/21/15
 Long Reception—17, at Oregon State, 10/24/15
 Receiving TDs—1, at Oregon, 11/22/14
 Rushing Yards—103, vs. Nicholls State, 9/26/15
 Long Run—59, vs. Nicholls State, 9/26/15 (TD)

DREW LEWIS, ILB

Total Tackles—17, vs. Washington State, 11/10/18 (6 UT)
 Solo Tackles—9, at Utah, 11/25/17
 Third Down Stops—3, vs. UCLA, 9/28/18
 QB Sacks—2, vs. UCLA, 9/28/18

JAY MacINTYRE, WR

Receptions—8, at Nebraska, 9/08/18
 Receiving Yards—90, vs. Washington State, 11/19/16
 Long Reception—40, at Arizona, 11/12/16 (TD)
 Receiving TDs—2, at Nebraska, 9/08/18

TRAVON McMILLIAN, TB

Rushing Attempts [33]—30, vs. Arizona State, 10/06/18
 Rushing Yards [146]—162, vs. New Hampshire, 9/15/18
 Long Run [691]—75, vs. UNH & OSU, 9/15/10/27/18 (TD)
 Rushing TDs [2]—2, vs. New Hampshire, 9/15/18
 Receptions [3]—2, on four occasions (at Arizona, 11/02/18)
 Receiving Yards [701]—68, at Arizona, 11/02/18
 Long Reception [701]—57, at Arizona, 11/02/18 (TD)
 [#]—his highs at Virginia Tech.

CHRIS MILLER, CB

Total Tackles—4, at Southern California, 10/13/18
 Solo Tackles—3, at Southern California, 10/13/18
 Interceptions—N/A
 Pass Deflections—1, at Washington, 10/20/18

STEVEN MONTEZ, QB

Pass Attempts—50, at Nebraska, 9/08/18
 Pass Completions—33, at Nebraska, 9/08/18
 Passing Yards—376, vs. Southern California, 11/11/17
 TD Passes—4, twice (last: vs. Colorado State, 8/31/18)
 Long Pass—89, vs. Colorado State, 8/31/18 (TD)
 Interceptions—3, vs. Washington, 9/23/17
 Rating (*min 10 att.*)—246.4, vs. Colorado State, 8/31/18
 Rushing Attempts—21, at Oregon, 9/24/16
 Rushing Yards—135, at Oregon, 9/24/16
 Long Run—38, vs. Colorado State, 8/31/18 (TD)
 Rushing TDs—2, vs. UCLA, 9/28/18

CHRIS MULUMBA, DE

Total Tackles—5, twice (last: vs. Southern Cal, 11/11/17)
 Solo Tackles—5, vs. Southern California, 11/11/17
 QB Sacks—1, vs. Colorado State, 8/31/18
 Third Down Stops—1, thrice (last: vs. Colo. State, 8/31/18)

K.D. NIXON, WR

Receptions—13, vs. Oregon State, 10/27/18
 Receiving Yards—198, vs. Oregon State, 10/27/18
 Long Reception—51, vs. Arizona State, 10/06/18
 Receiving TDs—2, Oregon State, 10/27/18

SAM NOYER, QB

Pass Attempts—18, at Washington State, 10/21/17
 Pass Completions—7, at Washington State, 10/21/17
 Passing Yards—53, at Washington State, 10/21/17
 TD Passes—N/A
 Long Pass—18, vs. Texas State, 9/09/17
 Interceptions—1, twice (last: vs. Washington St., 11/10/18)
 Rating (*min 10 att.*)—63.6, at Washington State, 10/21/17
 Rushing Yards—1, at Washington State, 10/21/17

DAVIS PRICE, P/PK

Field Goals Made—2, vs. Oregon State, 10/01/16
 Field Goals Attempted—2, vs. Oregon State, 10/01/16
 Long Field Goal—54, vs. Oregon State, 10/01/16
 PAT Made—7, at Arizona, 11/12/16
 Punts—9, at Southern California, 10/13/18
 Average (*min. 5 punts*)—41.9, at Southern Cal, 10/13/18
 Long Punt—58, vs. UCLA, 9/28/18
 50-Plus—1, twice (last: at Southern California, 10/13/18)
 Inside-the-20—4, thrice (last: vs. Oregon State, 10/27/18)

EVAN PRICE, PK

Field Goals Made—2, twice (last: vs. Oregon State, 10/27/18)
 Field Goals Attempted—3, vs. Oregon State, 10/27/18
 Long Field Goal—37, at Washington, 10/20/18
 PAT Made—4, vs. Oregon State, 10/27/18

LAVISKA SHENAULT, WR

Receptions—13, vs. Arizona State, 10/6/18
 Receiving Yards—211, vs. Colorado State, 8/31/18
 Long Reception—89, vs. Colorado State, 8/31/18 (TD)
 Receiving TDs—2, vs. Arizona State, 10/6/18
 Rushing Attempts—5, twice (last: vs. Arizona St, 10/06/18)
 Rushing Yards—46, at Southern California, 10/13/18
 Long Run—49, at Southern California, 10/13/18 (TD)
 Rushing TDs—2, vs. Arizona State, 10/6/18

JAMES STEFANO, PK

Field Goals Made—3, 4 times (last: at Arizona St., 11/04/17)
 Field Goals Attempted—4, at Nebraska, 9/08/18
 Long Field Goal—53, at Arizona State, 11/04/17
 PAT Made—6, thrice (last: vs. N. Hampshire, 9/15/18)
 PAT Attempts—6, thrice (last: vs. N. Hampshire, 9/15/18)
 Points—14, vs. California, 10/28/17

DAVION TAYLOR, OLB

Total Tackles—13, vs. Washington State, 11/10/18
 Solo Tackles—12, vs. Washington State, 11/10/18
 QB Sacks—1, vs. UCLA, 9/28/18
 Third Down Stops—3, vs. Utah, 11/17/18

TREY UDOFFIA, CB

Total Tackles—10, vs. Oregon State, 10/27/18
 Solo Tackles—9, twice (last: vs. Oregon State, 10/27/18)
 Interceptions—1, vs. Colorado State, 9/01/17
 Pass Deflections—3, at Washington State, 10/21/17

JONATHAN VAN DIEST, ILB

Total Tackles—2, vs. New Hampshire, 9/15/18
 Solo Tackles—1, vs. New Hampshire, 9/15/18
 QB Sacks—N/A

Third Down Stops—1, vs. New Hampshire, 9/15/18

CARSON WELLS, OLB

Total Tackles—5, vs. Oregon State, 10/27/18
 Solo Tackles—4, vs. Oregon State, 10/27/18
 QB Sacks—2, twice (last: at Arizona, 11/02/18)
 Third Down Stops—2, vs. Arizona State, 10/06/18

DANTE WIGLEY, CB

Total Tackles—5, twice (last: vs. Colorado State, 8/31/18)
 Solo Tackles—5, vs. Colorado State, 8/31/18
 Interceptions—1, vs. Oregon State, 10/27/18
 Pass Deflections—3, twice (last: vs. Southern Cal, 11/11/17)

JUWANN WINFREE, WR

Receptions—8, at Arizona, 11/02/18
 Receiving Yards—163, vs. Southern California, 11/11/17
 Long Reception—79, vs. Southern California, 11/11/17 (TD)
 Receiving TDs—2, vs. Southern California, 11/11/17

EVAN WORTHINGTON, S/OLB

Total Tackles—12, twice (last: at Utah, 11/25/17)
 Solo Tackles—12, at Oregon State, 10/14/17
 Interceptions—1, 4 times (last: at USC, 10/13/18)
 Pass Deflections—3, vs. UCLA, 9/28/18



PERSONNEL / DEPTH CHART

A note about CU's depth: in-season, charts *reflect* change and generally do not announce it unless there are long-term injuries.

OFFENSE

(Multiple; 12 positions listed)

WIDE RECEIVER (X)

- 3 K.D. Nixon, 5-8, 185, Soph.*
- 17 Kabion Ento, 6-3, 190, Sr.-5*
- 13 Maurice Bell, 6-0, 180, Fr-RS

WIDE RECEIVER (Z)

- 2 Laviska Shenault, 6-2, 220, Soph.*
- 18 Tony Brown, 6-1, 190, Jr.
- 22 Daniel Arias, 6-4, 200, Fr.

WIDE RECEIVER (H)

- 14 Jay MacIntyre, 5-10, 185, Sr.-5***
- 5 Dimitri Stanley, 5-11, 170, Fr.
- 10 Jaylon Jackson, 5-10, 180, Fr.-RS
- 1 Donovan Lee, 5-10, 190, Sr.-5***

WIDE RECEIVER (Y)

- 9 Juwann Winfree, 6-3, 215, Sr.-5*
- 5 Dimitri Stanley, 5-11, 170, Fr.

LEFT TACKLE

- 78 William Sherman, 6-4, 290, Fr.-RS
- 75 Josh Kaiser, 6-6, 300, Sr.-5***
- 77 Hunter Vaughn, 6-7, 300, Soph.*

LEFT GUARD

- 64 Aaron Haigler, 6-7, 295, Jr.** **OR**
- 55 Brett Tonz, 6-4, 295, Jr.**
- 73 Jake Moretti, 6-4, 295, Fr.-RS

CENTER

- 65 Colby Pursell, 6-4, 290, Fr.-RS
- 56 Tim Lynott, Jr., 6-3, 300, Jr.**
- 79 Heston Paige, 6-5, 275, Fr.-RS

RIGHT GUARD

- 56 Tim Lynott, Jr., 6-3, 300, Jr.**
- 58 Kary Kutsch, 6-4, 300, Soph.
- 74 Chance Lytle, 6-7, 315, Fr.-RS

RIGHT TACKLE

- 75 Josh Kaiser, 6-6, 300, Sr.-5***
- 64 Aaron Haigler, 6-7, 295, Jr.**
- 71 Jack Shutack, 6-6, 285, Jr. (*also OG*)
- (76 Frank Fillip, 6-7, 280, Fr.—injured)

TIGHT END / H-BACK / FULLBACK (Y)

- 38 Brady Russell, 6-3, 250, Fr.-RS
- 88 Darrion Jones, 6-6, 250, Jr.

QUARTERBACK

- 12 Steven Montez, 6-5, 230, Jr.**
- 4 Sam Noyer, 6-4, 220, Soph.* **OR**
- 7 Tyler Lytle, 6-5, 225, Fr.-RS
- 16 Blake Stenstrom, 6-4, 220, Fr.

TAILBACK

- 34 Travon McMillian, 6-0, 210, Sr.-5
- 21 Kyle Evans, 5-7, 180, Sr.-5***
- 15 Alex Fontenot, 6-0, 195, Fr.-RS
- (35 Beau Bisharat, 6-2, 225, Jr.**—injured)

DEFENSE

(3-4 Base; 12 positions listed)

OUTSIDE LINEBACKER

- 20 Drew Lewis, 6-2, 225, Sr.-5**
- 42 Nu'umotu Falo, Jr., 6-2, 240, Jr.**
- 47 Nick Edridge, 6-3, 215, Fr.-RS

LEFT DEFENSIVE END

- 95 Israel Antwine, 6-4, 315, Fr.
- 54 Terrance Lang, 6-7, 275, Fr.-RS
- 16 Chris Mulumba, 6-4, 285, Sr.*

NOSE TACKLE

- 33 Javier Edwards, 6-3, 325, Sr.*
- 72 Lyle Tuiloma, 6-3, 310, Jr.**
- 98 Nico Magri, 6-3, 275, Fr.-RS
- 97 Mo Bandi, 6-5, 270, Sr.

RIGHT DEFENSIVE END

- 34 Mustafa Johnson, 6-2, 290, Soph.
- 16 Chris Mulumba, 6-4, 285, Sr.*

INSIDE LINEBACKER

- 53 Nate Landman, 6-3, 220, Soph.*
- 20 Drew Lewis, 6-2, 225, Sr.-5**
- 31 Jonathan Van Diest, 6-1, 230, Fr.-RS

INSIDE LINEBACKER

- 32 Rick Gamboa, 6-0, 230, Sr.-5**
- 36 Akil Jones, 6-0, 230, Soph.*
- 46 Chase Newman, 6-2, 215, Fr.-RS

OUTSIDE LINEBACKER

- 26 Carson Wells, 6-4, 245, Fr.-RS
- 20 Drew Lewis, 6-2, 225, Sr.-5**
- 10 Alex Tchangam, 6-3, 250, Jr.

BUFF BACK (S/OLB HYBRID)

- 5 Davion Taylor, 6-2, 220, Jr.
- 13 Kyle Trego, 6-0, 195, Sr.**
- 28 Daniel Talley, 6-2, 215, Sr.-5**

LEFT CORNERBACK

- 25 Mehki Blackmon, 6-0, 165, Soph.
- 4 Dante Wigley, 6-1, 195, Jr.*
- 2 Ronnie Blackmon, 5-10, 180, Soph.* (N#1)

FREE SAFETY

- 7 Nick Fisher, 6-0, 190, Sr.***
- 13 Kyle Trego, 6-0, 195, Sr.**
- 9 Aaron Maddox, 6-1, 190, Soph.

STRONG SAFETY

- 3 Derrion Rakestraw, 6-2, 190, Soph.*
- 12 Hasaan Hypolite, 5-11, 200, Fr.
- (6 Evan Worthington, 6-2, 210, Sr.-5***-injured)

RIGHT CORNERBACK

- 8 Trey Udoffia, 6-0, 185, Soph.*
- 2 Ronnie Blackmon, 5-10, 180, Soph.* (N#1)
- (1 Delrick Abrams, Jr., 6-3, 185, Jr.—injured)

SPECIALISTS

PUNTER

- 49 Davis Price, 6-2, 195, Jr.**
- 92 Bailey Landwehr, 5-10, 170, Sr.-5

PLACEKICKER / KICKOFF

- 48 James Stefanou, 6-1, 195, Soph.
- 93 Tyler Francis, 5-11, 170, Fr.
- 49 Davis Price, 6-2, 195, Jr.** (K#1)
- (43 Evan Price, 6-1, 175, Fr.—illness)

PUNT RETURN

- 2 Ronnie Blackmon, 5-10, 180, Soph.*
- 5 Dimitri Stanley, 5-11, 170, Fr.

KICKOFF RETURN

- 2 Ronnie Blackmon, 5-10, 180, Soph.*
- 21 Kyle Evans, 5-7, 180, Sr.-5***
- 1 Donovan Lee, 5-10, 190, Sr.-5***

HOLDER

- 17 Josh Goldin, 6-2, 175, Soph.
- 14 Jay MacIntyre, 5-10, 185, Sr.-5***

SNAPPER (Short & Long)

- 63 J.T. Bale, 6-2, 210, Jr.**
- 53 Nate Landman, 6-3, 235, Soph.* (SS #2)
- 38 Brady Russell, 6-3, 250, Fr.-RS (LS #2)

MULTIPLE COVERAGE UNITS

- 9 Aaron Maddox, 6-1, 190, Soph.
- 13 Kyle Trego, 6-0, 195, Sr.**
- 17 Kabion Ento, 6-3, 190, Sr.-5*
- 22 Daniel Arias, 6-4, 200, Fr.
- 28 Daniel Talley, 6-2, 215, Sr.-5**
- 35 Beau Bisharat, 6-2, 225, Jr.**

INJURED / OTHER (● OUT FOR SEASON)

- 44 ● Jacob Callier, OLB, 6-2, 230, Soph.* (*shoulder*)
- 56 ● Jase Franke, DL, 6-3, 280, Sr.-5*** (*knee*)
- 89 ● Alex Kinney, P, 6-1, 195, Sr.*** (*collarbone*)
- 14 ● Chris Miller, CB, 6-0, 190, Fr.-RS (*hand*)
- 85 ● Jared Poplawski, 6-4, 240, Soph.* (*shoulder*)
- 39 ● Jaisen Sanchez, S, 6-1, 200, Sr.-5* (*shoulder*)

(L)—throws or kicks left-handed/footed.

(N)—nickel back.

Seniors (20): Listing with a (-5) indicates fifth-year senior (14); the others (6) are fourth-year seniors.

OR—indicates those listed are considered even (co-first/second/third team status);

ITALICS—Players listed in *italics* left a previous game with an injury; status is questionable.

*—denotes number of letters earned through 2017; *Injured players listed in italics (status questionable or doubtful—not out for an extended time; probables listed as normal).*

CAPTAINS:

- 17 Kabion Ento, WR
- 7 Nick Fisher, S
- 32 Rick Gamboa, ILB
- 64 Aaron Haigler, OT
- 89 Alex Kinney, P
- 14 Jay MacIntyre, WR
- 9 Juwann Winfree, WR

(Heights and weights as of June 25, 2018)



COLORADO FOOTBALL / ALPHABETICAL ROSTER

(November 18)

No.	Player	Pos.	Ht.	Wt.	Class	Exp.	Hometown (High School/Previous College)	Status
1	ABRAMS, Delrick Jr.	CB	6- 3	185	Jr.	JC	Angie, La. (Varnado/Independence Community College)	S 3/2
95	ANTWINE, Israel	DE	6- 4	315	Fr.	HS	Oklahoma City, Okla. (Millwood)	S 5/4
30	APPLETON, Curtis	S	6- 0	180	So.	TR	Englewood, Colo. (Cherry Creek/Washburn)	WO 4/3
22	ARIAS, Daniel	WR	6- 4	200	Fr.	HS	Mill Creek, Wash. (Henry M. Jackson)	S 5/4
84	BACA, Clayton	WR	6- 1	190	Fr.	HS	Fort Collins, Colo. (Rocky Mountain)	WO 5/4
63	BALE, J.T.	SN	6- 2	210	Jr.	2L	La Mirada, Calif. (La Mirada)	S 2/2
97	BANDI, Mo	DT	6- 5	270	Sr.	VR	Longmont, Colo. (Niwtot)	WO 2/2
13	BELL, Maurice	WR	6- 0	180	Fr.	RS	Murrieta, Calif. (Murrieta Valley)	S 4/4
35	BISHARAT, Beau	TB	6- 2	225	Jr.	2L	Sacramento, Calif. (Jesuit)	S 3/2
25	BLACKMON, Mekhi	CB	6- 0	160	So.	JC	East Palo Alto, Calif. (Menlo-Atherton/College of San Mateo)	S 4/3
2	BLACKMON, Ronnie	CB	5-10	180	So.	1L	Atlanta, Ga. (Westlake)	S 4/3
23	BROUSSARD, Jarek	TB	5- 9	175	Fr.	HS	Dallas, Texas (Bishop Lynch)	S 5/4
18	BROWN, Tony	WR	6- 1	190	Jr.	TR	La Mirada, Calif. (La Mirada/Texas Tech)	S 2/2
6	CHIAVERINI, Curtis	WR	6- 1	195	Fr.	RS	Corona, Calif. (Boulder, Colo./Valor Christian)	WO 4/4
80	COLEMAN, Derek	TE	6- 5	235	So.	VR	Broomfield, Colo. (Legacy)	WO 3/3
87	COLODNY, Vincent	TE	6- 3	240	Fr.	HS	Los Altos, Calif. (Los Altos)	WO 5/4
37	COOPER, Lucas	S	5-10	185	Jr.	2L	Palos Verdes, Calif. (Palos Verdes)	WO 2/2
57	DEITCHMAN, John	OL	6- 0	240	Fr.	HS	Alamo, Calif. (De La Salle)	WO 5/4
47	EDRIDGE, Nick	OLB	6- 3	215	Fr.	RS	Fort Collins, Colo. (Fossil Ridge)	WO 4/4
33	EDWARDS, Javier	DT	6- 3	335	Sr.	1L	Houston, Texas (Aldine Davis/Blinn College)	S 2/1
62	EGGERS, Justin	OL	6- 5	305	Jr.	VR	Marshall, Wis. (Marshall/Western Illinois)	WO 2/2
17	ENTO, Kabion	WR	6- 3	190	Sr.	1L	Pine Bluff, Ark. (Dollarway/East Central [Miss.] CC)	S 1/1
21	EVANS, Kyle	TB	5- 7	180	Sr.	3L	San Jose, Calif. (Archbishop Mitty)	S 1/1
42	FALO, Nu'umotu Jr.	OLB	6- 2	240	Jr.	2L	Sacramento, Calif. (Inderkum)	S 2/2
76	FILLIP, Frank	OL	6- 7	280	Fr.	HS	Houston, Texas (Clear Lake)	S 5/4
96	FINAU, Melekiola	DE	6- 3	260	Fr.	HS	Sacramento, Calif. (Luther Burbank)	S 5/4
7	FISHER, Nick	S	6- 0	190	Sr.	3L	Temecula, Calif. (Great Oak)	S 2/1
15	FONTENOT, Alex	TB	6- 0	195	Fr.	RS	Richmond, Texas (George Ranch)	S 4/4
81	FOULK, Griffin	WR	6- 1	200	Jr.	VR	Erie, Colo. (Broomfield)	WO 2/2
93	FRANCIS, Tyler	PK	5-11	170	Fr.	HS	Carlsbad, Calif. (Carlsbad)	WO 5/4
32	GAMBOA, Rick	ILB	6- 0	230	Sr.	3L	Sylmar, Calif. (Chaminade College Prep)	S 1/1
27	GEORGE, Kevin	CB	6- 3	180	So.	RS	Lafayette, La. (Carenbro/Georgia Military Academy)	S 3/3
17	GOLDIN, Josh	QB	6- 2	185	So.	VR	Highlands Ranch, Colo. (Rock Canyon)	WO 3/3
82	GROTH, Jake	WR	6- 4	200	Fr.	HS	Centennial, Colo. (Arapahoe)	WO 5/4
28	GUTIERREZ, Noah	WR	6- 3	205	Jr.	JC	Fontana, Calif. (Etiwanda/Riverside City College)	WO 3/2
64	HAIGLER, Aaron	OT	6- 7	295	Jr.	2L	Northridge, Calif. (Notre Dame)	S 2/2
29	HUDSON, Uryan	CB	5- 9	155	So.	1L	Manvel, Texas (Manvel)	WO 3/3
91	HUGHES-FORD, Seren	P	6- 2	175	Fr.	HS	Fort Collins, Colo. (Rocky Mountain)	WO 5/4
12	HYPOLITE, Hasaan	S	5-11	200	Fr.	HS	Fresno, Texas (Hightower)	S 5/4
10	JACKSON, Jaylon	WR	5-10	180	Fr.	RS	Cedar Hill, Texas (Cedar Hill)	S 4/4
26	JOHNSON, Dustin	S	6- 1	195	Fr.	HS	Denver, Colo. (Cherry Creek)	WO 5/4
34	JOHNSON, Mustafa	DE	6- 2	290	So.	JC	Turlock, Calif. (Turlock/Modesto Junior College)	S 4/3
36	JONES, Akil	ILB	6- 0	230	So.	1L	San Jose, Calif. (Valley Christian)	S 3/3
88	JONES, Darrion	TE	6- 6	250	Jr.	JC	Compton, Calif. (Carson/Los Angeles Harbor College)	S 3/2
52	JYNES, Joshua	C	6- 3	310	Fr.	HS	Cedar Hill, Texas (DeSoto)	S 5/4
75	KAISER, Josh	OL	6- 6	300	Sr.	3L	Mission Viejo, Calif. (Mission Viejo)	S 1/1
59	KEITER, Colby	ILB	6- 1	225	Fr.	HS	Westminster, Colo. (Ralston Valley)	WO 4/4
89	KINNEY, Alex	P	6- 1	195	Sr.	3L	Fort Collins, Colo. (Rocky Mountain)	S 2/1
58	KUTSCH, Kary	OL	6- 4	300	So.	JC	Redding, Calif. (Shasta/Butte College)	S 4/3
53	LANDMAN, Nate	ILB	6- 3	235	So.	1L	Danville, Calif. (Monte Vista)	S 4/3
92	LANDWEHR, Bailey	P	5-10	170	Sr.	TR	Kersey, Colo. (Platte Valley/Northern Colorado)	WO 1/1
54	LANG, Terrance	DE	6- 7	275	Fr.	RS	Pomona, Calif. (Maranatha)	S 4/4
83	LAWSON, Erik	WR	6- 4	205	So.	VR	Boulder, Colo. (Monarch/CSU-Pueblo)	WO 3/3
1	LEE, Donovan	TB	5-10	190	Sr.	3L	West Hills, Calif. (Chaminade College Prep)	S 1/1
20	LEWIS, Drew	ILB	6- 2	225	Sr.	2L	Sammamish, Wash. (Eastlake/Washington/Coffeyville)	S 1/1
23	LEWIS, Isaiah	S	6- 0	200	Fr.	RS	Granite Bay, Calif. (Granite Bay)	S 4/4
30	LUKELA, Noa	TB	5-11	200	Fr.	RS	Westminster, Colo. (Mountain Range)	WO 4/4
41	LYNCH, Devin	LB	6- 1	210	Fr.	HS	Tarzana, Calif. (Chaminade College Prep)	WO 4/4
56	LYNOTT, Tim Jr.	OL	6- 3	300	Jr.	2L	Parker, Colo. (Regis)	S 2/2
74	LYTLE, Chance	OL	6- 7	315	Fr.	RS	San Antonio, Texas (Churchill)	S 4/4
7	LYTLE, Tyler	QB	6- 5	225	Fr.	RS	Redondo Beach, Calif. (Servite)	S 4/4
14	MacINTYRE, Jay	WR	5-10	185	Sr.	3L	Boulder, Colo. (Monarch)	S 1/1
9	MADDOX, Aaron	S	6- 1	190	So.	JC	North Augusta, S.C. (North Augusta/Pima Community College)	S 3/3
98	MAGRI, Nico	DT	6- 3	275	Fr.	RS	Lafayette, Colo., (Monarch)	WO 4/4
92	MARTINEZ, Ben	DL	6- 2	270	Fr.	HS	South Pasadena, Calif. (South Pasadena)	WO 5/4
34	McMILLIAN, Travan	TB	6- 0	210	Sr.	TR	Woodbridge, Va. (C.D. Hylton/Virginia Tech)	S 1/1
38	MILLER, Brock	CB	6- 0	200	Fr.	HS	Golden, Colo. (Lakewood)	WO 4/4

-continued-



Colorado Alphabetical Roster, continued...

No.	Player	Pos.	Ht.	Wt.	Class	Exp.	Hometown (High School/Previous College)	Status
12	MONTEZ, Steven	QB	6- 5	230	Jr.	2L	El Paso, Texas (Del Valle)	S 2/2
73	MORETTI, Jacob	OL	6- 4	295	Fr.	RS	Arvada, Colo. (Pomona)	S 4/4
16	MULUMBA, Chris	DE	6- 4	285	Sr.	1L	Helsinki, FINLAND (Mäkelärinteen Lukko/Diablo Valley College)	S 2/1
46	NEWMAN, Chase	ILB	6- 2	215	Fr.	RS	La Mirada, Calif. (La Mirada)	S 4/4
3	NIXON, K.D.	WR	5- 8	185	So.	1L	DeSoto, Texas (DeSoto)	S 4/3
4	NOYER, Sam	QB	6- 4	220	So.	1L	Beaverton, Ore. (Beaverton)	S 3/3
79	PAIGE, Heston	C	6- 5	275	Fr.	RS	Highlands Ranch, Colo. (ThunderRidge)	S 4/4
49	PRICE, Davis	PK	6- 2	195	Jr.	2L	Evergreen, Colo. (Evergreen)	S 3/2
43	PRICE, Evan	PK	6- 1	175	Fr.	HS	Evergreen, Colo. (Evergreen)	WO 5/4
65	PURSELL, Colby	C	6- 4	290	Fr.	RS	Valencia, Calif. (Hart)	S 4/4
3	RAKESTRAW, Derrion	S	6- 2	190	So.	1L	Woodstock, Ga. (Sequoyah)	S 3/3
54	RAY, Kanan	OL	6- 4	280	Fr.	HS	Chatsworth, Calif. (Sierra Canyon/UCLA)	S 5/4
90	ROBERTS, Terriek	DE	6- 6	270	So.	1L	Denver, Colo. (South)	S 3/3
25	ROBINSON, Ray	S	6- 1	200	Fr.	HS	Highlands Ranch, Colo. (Highlands Ranch)	S 5/4
68	RODDICK, Casey	OL	6- 4	340	Fr.	HS	Ventura, Calif. (St. Bonaventure)	S 5/4
38	RUSSELL, Brady	TE	6- 3	250	Fr.	RS	Fort Collins, Colo. (Fossil Ridge)	S 4/4
33	SANDERS, Chase	TB	6- 0	190	So.	1L	Jupiter, Fla. (Jupiter)	WO 3/3
86	SCHMANSKI, C.J.	TE	6- 3	220	Fr.	HS	Louisville, Colo. (Monarch)	WO 5/4
2	SHENAULT, Laviska Jr.	WR	6- 2	220	So.	1L	DeSoto, Texas (DeSoto)	S 4/3
78	SHERMAN, William	OL	6- 4	290	Fr.	RS	Allen, Texas (Allen)	S 4/4
71	SHUTACK, Jack	OL	6- 6	285	Jr.	TR	Western Springs, Ill. (Nazareth Academy/Rutgers)	WO 2/2
20	SMITH, Deion	TB	6- 0	180	Fr.	HS	Houston, Texas (Second Baptist)	S 5/4
5	STANLEY, Dimitri	WR	5-11	170	Fr.	HS	Aurora, Colo. (Cherry Creek)	S 5/4
48	STEFANOU, James	PK	6- 1	195	So.	1L	Melbourne, AUSTRALIA (Rose Hill Secondary College)	S 4/3
16	STENSTROM, Blake	QB	6- 4	220	Fr.	HS	Highlands Ranch, Colo. (Valor Christian)	S 5/4
28	TALLEY, Daniel	BLB	6- 2	215	Sr.	2L	Aurora, Colo. (Regis/CSU-Pueblo)	S 1/1
5	TAYLOR, Davion	OLB	6- 2	220	Jr.	JC	Magnolia, Miss. (South Pike/Coahoma Community College)	S 3/2
10	TCHANGAM, Alex	OLB	6- 3	250	Jr.	JC	Doula, Cameroon/John's Creek, Ga. (Chattahoochee/De Anza College)	S 3/2
27	THOMAS, Dylan	WR	6- 2	185	Fr.	HS	Los Angeles, Calif. (Cathedral)	S 5/4
55	TONZ, Brett	OL	6- 4	295	Jr.	2L	Peoria, Ariz. (Centennial)	S 2/2
45	TOWNSEND, James	SN	6- 0	220	Fr.	HS	Malibu, Calif. (Crespi Carmelite)	WO 5/4
13	TREGO, Kyle	S	6- 0	200	Sr.	2L	Discovery Bay, Calif. (Liberty/Diablo Valley College)	S 2/1
72	TUJLOMA, Lyle	DT	6- 3	310	Jr.	2L	Nanakuli, Hawai'i (Nanakuli)	S 2/2
8	UDOFFIA, Trey	CB	6- 0	185	So.	1L	Loomis, Calif. (Del Oro)	S 3/3
31	VAN DIEST, Jonathan	ILB	6- 1	230	Fr.	RS	Louisville, Colo. (Cherry Creek)	S 4/4
77	VAUGHN, Hunter	OL	6- 7	300	So.	1L	Parker, Colo. (Legend)	S 3/3
22	WALLACE, L.J.	CB	6- 4	200	Fr.	HS	Atwater, Calif. (Buhach Colony)	S 5/4
26	WELLS, Carson	OLB	6- 4	245	Fr.	RS	Bushnell, Fla. (South Sumter)	S 4/4
4	WIGLEY, Dante	CB	6- 1	195	Jr.	1L	Carrollton, Ga. (Carrollton/Holmes Community College)	S 2/2
9	WINFREE, Juwann	WR	6- 3	215	Sr.	1L	Englewood, N.J. (Dwight Morrow/Maryland/Coffeyville)	S 1/1
6	WORTHINGTON, Evan	S	6- 2	210	Sr.	3L	Aurora, Colo. (Cherokee Trail)	S 1/1
50	YURACHEK, Jake	ILB	6- 1	235	Fr.	HS	Friendswood, Texas (Friendswood)	WO 5/4

Heights and weights recorded as of June 26, 2018. **EXPERIENCE KEY:** #L—indicates number of letters earned through 2017; HS—high school; JC—junior college transfer; RS—freshman redshirt in 2017; TR—transfer; VR—varsity reserve performer. **STATUS KEY:** S—scholarship, WO—walk-on; #/#—clock at start of 2018 season, i.e., 2/1: two years to play one in eligibility.

Inactive Roster Players (Injured/Ineligible/Etc.)

No.	Player	Pos.	Ht.	Wt.	Class	Exp.	Hometown (High School/Previous College)	Reason	Status
44	BOUNDS, Chris	TE	6- 4	250	Jr.	2L	Thousand Oaks, Calif. (Chaminade College Prep)	Personal	S 2/2
44	CALLIER, Jacob	OLB	6- 2	230	So.	1L	Downey, Calif. (St. John Bosco)	Injured (shoulder)	S 4/3
56	FRANKE, Jase	DE	6- 3	280	Sr.	3L	Camarillo, Calif. (St. Bonaventure)	Injured (knee)	S 1/1
13	HAMILTON, Shamar	OLB	6- 5	230	Jr.	JC	Lantana, Fla. (Santalucas/ASA College Miami)	Suspended (team)	S 2/2
95	LOY, Sam	P	6- 1	205	Jr.	TR	San Clemente, Calif. (Santa Margarita Catholic/Vanderbilt)	Transfer	WO 3/2
14	MILLER, Chris	CB	6- 0	190	Fr.	RS	Denton, Texas (Denton)	Injured (hand)	S 4/4
85	POPLAWSKI, Jared	TE	6- 4	240	So.	1L	Scottsdale, Ariz. (Saguaro)	Injured (shoulder)	S 4/3
99	SAMI, Jalen	DT	6- 6	320	Fr.	HS	Colorado Springs, Colo. (Vista Ridge)	Injured (knee)	S 5/4
39	SANCHEZ, Jaisen	S	6- 1	200	Sr.	1L	Kapolei, Hawai'i (St. Louis)	Medical (knee)	S 1/1

Grayshirt Candidates (January 2019 Enrollment)

No.	Player	Pos.	Ht.	Wt.	Class	Exp.	Hometown (High School/Previous College)	Status
51	GUSTAV, Joshka	LB	6- 3	230	Fr.	HS	Cherry Valley, Calif. (Aquinas)	S 5/4

2018 COACHING STAFF: Interim Head Coach: Kurt Roper. Assistant Coaches: D.J. Eliot (DC/OLB), Darrin Chiaverini (co-OC/WR), Klayton Adams (co-coordinator/OL), Ashley Ambrose (DB/CB), Gary Bernardi (TE/HB), ShaDon Brown (DPGC/DB/S), Kwahn Drave (DL), Ross Els (ILB), Darian Hagan (RB), Kurt Roper (QB), Drew Wilson (S&C). **Grad Assistants:** Dalmin Gibson (D), Jack Harris (O), Peter Tuitupou (O), Chidera Uzo-Diribe (D).

Quality Control: Daniel Da Prato (Offense), Nate Taye (Defense), Matt Thompson (Special Teams).

CAPTAINS: 17 Kabion Ento, WR; 7 Nick Fisher, SS; 32 Rick Gamboa, ILB; 64 Aaron Haigler, OT; 89 Alex Kinney, P; 14 Jay MacIntyre, WR; 9 Juwann Winfree, WR.



Colorado Numerical Roster (as of November 18 a.m.):

No.	Player	Pos.	No.	Player	Pos.	No.	Player	Pos.	No.	Player	Pos.
1	LEE, Donovan	TB	17	GOLDIN, Josh	QB	38	MILLER, Brock	CB	72	TUILOMA, Lyle	DT
1	ABRAMS, Delrick Jr.	CB	18	BROWN, Tony	WR	38	RUSSELL, Brady	TE	73	MORETTI, Jacob	OL
2	BLACKMON, Ronnie	CB	20	LEWIS, Drew	ILB	41	LYNCH, Devin	LB	74	LYTLE, Chance	OL
2	SHENAULT, Laviska Jr.	WR	20	SMITH, Deion	TB	42	FALO, Nu'umotu Jr.	OLB	75	KAISER, Josh	OL
3	NIXON, K.D.	WR	21	EVANS, Kyle	TB	43	PRICE, Evan	PK	76	FILLIP, Frank	OL
3	RAKESTRAW, Derrion	S	22	ARIAS, Daniel	WR	44	BOUNDS, Chris	TE	77	VAUGHN, Hunter	OL
4	NOYER, Sam	QB	22	WALLACE, L.J.	CB	44	CALLIER, Jacob	OLB	78	SHERMAN, William	OL
4	WIGLEY, Dante	CB	23	LEWIS, Isaiah	S	45	TOWNSEND, James	SN	79	PAIGE, Heston	C
5	TAYLOR, Davion	OLB	23	BROUSSARD, Jarek	TB	46	NEWMAN, Chase	ILB	80	COLEMAN, Derek	TE
5	STANLEY, Dimitri	WR	25	BLACKMON, Mekhi	CB	47	EDRIDGE, Nick	OLB	81	FOULK, Griffin	WR
6	WORTHINGTON, Evan	S	25	ROBINSON, Ray	S	48	STEFANO, James	PK	82	GROTH, Jake	WR
6	CHIAVERINI, Curtis	WR	26	WELLS, Carson	OLB	49	PRICE, Davis	PK	83	LAWSON, Erik	WR
7	FISHER, Nick	S	26	JOHNSON, Dustin	S	50	YURACHEK, Jake	ILB	84	BACA, Clayton	WR
7	LYTLE, Tyler	QB	27	GEORGE, Kevin	CB	52	JYNES, Joshua	C	86	SCHMANSKI, C.J.	TE
8	UDOFFIA, Trev	CB	27	THOMAS, Dylan	WR	53	LANDMAN, Nate	ILB	87	COLODNY, Vincent	TE
9	WINFREE, Juwann	WR	28	TALLEY, Daniel	BLB	54	LANG, Terrance	DE	88	JONES, Darrion	TE
9	MADDOX, Aaron	S	28	GUTIERREZ, Noah	WR	54	RAY, Kanan	OL	89	KINNEY, Alex	P
10	TCHANGAM, Alex	OLB	29	HUDSON, Uryan	CB	55	TONZ, Brett	OL	90	ROBERTS, Terriek	DE
10	JACKSON, Jaylon	WR	30	APPLETON, Curtis	DB	56	FRANKE, Jase	DE	91	HUGHES-FORD, Seren	P
12	MONTEZ, Steven	QB	30	LUKELA, Noa	TB	56	LYNOTT, Tim Jr.	OL	92	MARTINEZ, Ben	DL
12	HYPOLITE, Hasaan	S	31	VAN DIEST, Jonathan	ILB	57	DEITCHMAN, John	OL	92	LANDWEHR, Bailey	P
13	TREGO, Kyle	S	32	GAMBOA, Rick	ILB	58	KUTSCH, Kary	OL	93	FRANCIS, Tyler	PK
13	BELL, Maurice	WR	33	EDWARDS, Javier	DT	59	KEITER, Colby	ILB	95	ANTWINE, Israel	DE
14	MacINTYRE, Jay	WR	33	SANDERS, Chase	TB	62	EGGERS, Justin	OL	96	FINAU, Melekiola	DE
14	MILLER, Chris	CB	34	JOHNSON, Mustafa	DE	63	BALE, J.T.	SN	97	BANDI, Mo	DT
15	FONTENOT, Alex	TB	34	McMILLIAN, Travon	TB	64	HAIGLER, Aaron	OT	98	MAGRI, Nico	DT
16	MULUMBA, Chris	DE	35	BISHARAT, Beau	TB	65	PURSELL, Colby	C			
16	STENSTROM, Blake	QB	36	JONES, Akil	ILB	68	RODDICK, Casey	OL			
17	ENTO, Kabion	WR	37	COOPER, Lucas	S	71	SHUTACK, Jack	OL			

2018 COLORADO FOOTBALL LETTERMAN PICTURE

Colorado has **43** lettermen returning for 2018 (40 from the 2017 team, with four others from past years); they break down into 18 on offense, 21 on defense and 4 specialists; the Buffs lose 34 lettermen off the 2017 squad (20 offense/13 defense/1 specialist). CU returns 11 starters from last season (4 offense/7 defense), losing 13 (8 offense/5 defense); two players started six games among three offensive line positions and two players started six times each at cornerback, so the starter counts on offense and defense are based off 12 players instead of the standard 11. The 2017 starters are listed in bold (six or more starts); *—denotes letters earned primarily on special teams. The breakdown:

OFFENSE

Position	Returning (18)	Lost (20)
WR (x)	Laviska Shenault, Kabion Ento (from 2016)	Bryce Bobo, Xavier Cochrane (from 2016)
WR (z)	Juwann Winfree	Shay Fields, Lee Walker
WR (h)	K.D. Nixon	Devin Ross, Kevin Dement
WR (y)	Jay MacIntyre	Johnny Huntley
LT	Josh Kaiser, *Hunter Vaughn	Jeromy Irwin
LG		Gerrard Kough, Dillon Middlemiss
C	*Brett Tonz	Jonathan Huckins
RG	Tim Lynott Jr. (also C), Aaron Haigler	
RT		Isaac Miller
TE/HB	Chris Bounds, Jared Poplawski	George Frazier, Dylan Keeney (from 2016), Eddy Lopez
QB	Steven Montez, Sam Noyer	Casey Marksberry, *T.J. Patterson
TB	Beau Bisharat, Kyle Evans, Donovan Lee (from 2016), *Chase Sanders	Phillip Lindsay, Michael Adkins, #Tanner Grzesiek

DEFENSE

Position	Returning (21)	Lost (13)
OLB		Derek McCartney, *Dante Sparaco
DE	Jase Franke, Terriek Roberts	Leo Jackson III
NT	Javier Edwards, Lyle Tuiloma	
DE	Chris Mulumba	
OLB	Jacob Callier, Nu'umotu Falo, Jr. (from 2016)	Timothy Coleman, Terran Hasselbach, Michael Mathewes
MLB	Rick Gamboa, *Akil Jones	#Brian Meek
JLB	Drew Lewis, Nate Landman	#Trent Headley
BUFF	Daniel Talley	Ryan Moeller
CB	*Ronnie Blackmon, *Derrion Rakestraw	Isaiah Oliver, *Andrew Bergner
SS	Evan Worthington, *Lucas Cooper	*Jaisen Sanchez (from 2015)
FS	Nick Fisher, *Kyle Trego	Afolabi Laguda
CB	Trey Udoffia / Dante Wigley, *Uryan Hudson	

SPECIALISTS

Position	Returning (4)	Lost (1)
P	Alex Kinney	
PK	Davis Price (KO), James Stefanou (PK)	Chris Graham
SN	J.T. Bale	

Won 5, Lost 6 (2-6 Pac-12)

FIELD GOALS	G	10-19	20-29	30-39	40-49	50-59	60+	Total	Pct.	Long
James Stefanou.....	7	1-1	0-0	2-4	2-3	0-0	0-0	5- 8	62.5	41
(39) (40, 35, 37wl, 43wl) (19) (41) (38wl) (-) (-) (-) (-) (-) (-)										
Evan Price	2	0-0	2-2	2-2	0-1	0-0	0-0	4- 5	80.0	37
(-) (-) (-) (-) (-) (-) (37,26) (21,46blk,34) (-) (-)										
Tyler Francis	2	0-0	1-1	0-0	1-1	0-1	0-0	2- 2	100.0	48
(-) (-) (-) (-) (-) (-) (-) (25,48) (-)										
Davis Price	11	0-0	0-0	0-0	0-0	0-1	0-0	0- 1	0.0	0
(-) (-) (-) (-) (-) (-) (-) (53s) (-) (-)										
COLORADO	11	1-1	3-3	4-6	3-5	0-2	0-0	11-16	68.8	48
Opponents	11	0-0	2-2	7-9	3-4	4-6	0-0	17-21	81.0	55

Colorado Football Statistics / 2-2-2

DEFENSIVE

Pos	Player	Tackles					For Loss		Miscellaneous									
		G	Plays	UT	AT	TOTAL	Avg.	Sacks	Other	TZ	3DS	QBP	QCD	FR	FF	PBU		
LB	Nate Landman	11	568	58	58	116	10.5	4-33	9-14	10	8	3	0	1	2	2		
LB	Rick Gamboa	11	759	39	50	89	8.1	0-0	1-2	8	8	1	2	0	2	4		
LB	Davion Taylor	11	578	58	10	68	6.2	1-9	8-20	5	8	10	1	2	0	2		
DL	Mustafa Johnson	11	617	49	17	66	6.0	7½-38	9-29	1	8	15	0	1	0	1		
LB	Drew Lewis	11	615	40	20	60	5.4	2-17	3-9	3	7	6	1	0	0	4		
DB	Delrick Abrams	9	475	35	8	43	4.8	0-0	1-2	1	6	3	0	0	1	8		
DB	Evan Worthington	8	498	32	11	43	5.4	1-1	2-4	1	3	0	0	0	0	6		
DB	Nick Fisher	11	782	33	7	40	3.6	0-0	0-0	2	4	1	0	0	0	3		
DB	Trey Udoffia	9	340	28	3	31	3.4	0-0	1-3	0	3	0	0	0	0	3		
DB	Dante Wigley	11	514	26	3	29	2.6	0-0	1-1	0	1	1	0	0	0	3		
LB	Carson Wells	11	356	21	8	29	2.6	3½-28	1-1	3	11	6	2	0	0	1		
DL	Javier Edwards	11	468	20	9	29	2.6	1-6	1-3	6	0	4	1	0	0	0		
DL	Chris Mulumba	11	262	15	7	22	2.0	1-7	0-0	2	1	0	0	0	0	0		
DB	Derrion Rakestraw	7	262	14	5	19	2.7	0-0	1-7	1	4	3	0	0	0	2		
DB	Aaron Maddox	6	99	14	1	15	2.5	0-0	1-1	1	2	1	0	0	0	0		
DL	Israel Antwine	11	415	6	7	13	1.2	0-0	1-1	1	2	9	0	0	0	0		
DT	Jase Franke	6	107	9	3	12	2.0	2-6	1-3	4	3	2	0	0	0	1		
DL	Terrance Lang	10	246	9	2	11	1.1	1-5	1-2	0	4	5	1	0	0	2		
DT	Lyle Tuiloma	11	187	6	5	11	1.0	0-0	0-0	2	2	1	0	0	1	0		
DB	Chris Miller	5	140	7	3	10	2.0	0-0	0-0	0	2	0	0	0	0	1		
DL	Alex Tchangam	8	86	7	1	8	1.0	1-6	0-0	2	3	1	0	0	0	0		
DB	Kyle Trego	7	92	5	3	8	1.1	0-0	0-0	0	0	1	0	0	0	0		
DB	Mehki Blackmon	5	110	5	1	6	1.2	0-0	0-0	0	1	0	0	0	0	2		
LB	Jacob Callier	4	80	5	1	6	1.5	1-9	0-0	0	2	3	0	0	0	0		
DB	Daniel Talley	4	22	5	1	6	1.5	0-0	1-1	1	1	1	0	1	0	0		
DB	Ronnie Blackmon	8	90	2	2	4	0.5	0-0	0-0	0	2	1	0	0	0	1		
LB	Nu'umotu Falo	6	38	2	1	3	0.5	0-0	1-3	0	1	1	0	0	0	0		
LB	Jonathan Van Diest	2	23	1	1	2	1.0	0-0	0-0	0	1	1	0	0	0	0		
LB	Akil Jones	3	18	0	2	2	0.7	0-0	0-0	0	0	0	0	0	0	0		
DB	Isaiah Lewis	2	7	1	0	1	0.5	0-0	0-0	0	0	0	0	0	0	0		
LB	Nick Edridge	1	5	1	0	1	1.0	0-0	0-0	0	0	0	0	0	0	0		
LB	Hunter Yurachek	1	4	0	1	1	1.0	0-0	0-0	0	0	0	0	0	0	0		
LB	Chase Newman	2	14	0	0	0	0.0	0-0	0-0	0	0	0	0	0	0	0		
DL	Nico Magri	2	12	0	0	0	0.0	0-0	0-0	0	0	0	0	0	1	0		
DB	Lucas Cooper	2	4	0	0	0	0.0	0-0	0-0	0	0	0	0	0	0	0		
DB	Hasaan Hypolite	1	3	0	0	0	0.0	0-0	0-0	0	0	0	0	0	0	0		
DL	Mo Bandi	1	1	0	0	0	0.0	0-0	0-0	0	0	0	0	0	0	0		
DB	Uryan Hudson	1	1	0	0	0	0.0	0-0	0-0	0	0	0	0	0	0	0		
DL	Terriek Roberts	1	1	0	0	0	0.0	0-0	0-0	0	0	0	0	0	0	0		
---	Team	11	---	1	0	1	0.3	1-10	0-0	0	0	0	0	0	0	0		

ATTENDANCE

Site	G	Attendance	Average	High	W-L
In Boulder	6	274,852	45,808.7	52,681	3-3
On The Road	4	259,346	64,836.5	89,853	1-3
Neutral	1	70,158	70,158.0	70,158	1-0

PUNT RETURNS

Player	G	No.	Yards	Avg.	Long	TD	AFP
Ronnie Blackmon	11	27	267	9.9	28	0	C31
Donovan Lee	4	2	-1	-0.5	3	0	C21

(AFP—Avg. Field Position; Blackmon 27/826; Lee 2/41)

KICKOFF RETURNS

Player	G	No.	Yards	Avg.	Long	TD	AFP
Donovan Lee	4	1	31	31.0	31	0	C31
Kyle Evans	11	4	95	23.8	39	0	C31
K.D. Nixon	10	6	123	20.5	27	0	C22
Ronnie Blackmon	11	8	125	15.6	27	0	C20

(AFP—Blackmon 8/162; Evans 4/125; Lee 1/31; Nixon 6/131)

INTERCEPTION RETURNS

Player	G	No.	Yards	Avg.	Long	TD
Nate Landman	11	2	24	12.0	22	0
Nick Fisher	11	1	30	30.0	30	0
Dante Wigley	11	1	27	27.0	27t	1
Rick Gamboa	11	1	17	17.0	17	0
Drew Lewis	11	1	0	0.0	0	0
Derrion Rakestraw	11	1	0	0.0	0	0
Evan Worthington	8	1	0	0.0	0	0

FUMBLE RETURNS

Player	G	No.	Yards	Avg.	Long	TD
Davion Taylor	11	1	14	14.0	14t	1

DEFENSIVE SCRIMMAGE SNAPS: 809 (include 2 2-pt plays).

FOURTH DOWN STOPS (6; included in third down stops):

Abrams 2, Landman 2, Lewis, Wells.

TOUCHDOWN SAVES (26): Udoffia 4, Worthington 4,

Abrams 3, Fisher 3, Wigley 3, M. Blackmon 2, R. Blackmon, Gamboa, Landman, Lewis, Maddox, Rakestraw, Taylor.

INTERCEPTIONS CAUSED (6): Lang 2, Antwine,

M. Blackmon, Gamboa, Maddox.

SACKS FOR 0 (1): Johnson. SAFETIES (0): None.

SPECIAL TEAMS STATISTICS

Player	UT	UT/20	AT	AT/20	FF	FR	KSD	WB	DP	BLK	FFC	FDF	RK	OTH	POINTS
Daniel Arias	4	1	0	0	0	0	1	0	5	0	12	4	0	0	= 27
Beau Bisharat	7	3	2	0	1	0	5	0	2	0	4	1	0	0	= 25
Kabion Ento	2	1	3	0	0	0	6	0	1	0	8	1	0	0	= 22
Daniel Talley	6	2	0	0	0	0	8	0	1	0	2	0	0	1	= 20
Aaron Maddox	1	1	3	1	0	0	0	0	0	0	3	3	0	0	= 12
Kyle Trego	2	1	2	1	0	0	2	0	1	0	1	1	1	0	= 12
Carson Wells	0	0	0	0	0	0	8	0	0	0	0	0	0	0	= 8
Hasaan Hypolite	1	0	3	1	0	0	2	0	0	0	0	0	0	0	= 7
Drew Lewis	2	0	1	1	0	0	0	0	0	0	2	1	0	0	= 7
Derrion Rakestraw	2	0	1	0	1	0	3	0	0	0	0	0	0	0	= 7
Davion Taylor	1	0	2	1	0	0	2	0	0	0	0	0	0	0	= 6
Mehki Blackmon	0	0	0	0	0	0	4	0	0	0	0	0	0	1	= 5
Chris Bounds	0	0	0	0	0	0	5	0	0	0	0	0	0	0	= 5
Lucas Cooper	2	2	1	0	0	0	0	0	0	0	0	0	0	0	= 5
Isaiah Lewis	1	1	0	0	0	0	3	0	0	0	0	0	0	0	= 5

Player	UT	UT/20	AT	AT/20	FF	FR	KSD	WB	DP	BLK	FFC	FDF	RK	OTH	POINTS
Brady Russell	0	0	0	0	0	0	4	0	0	0	0	0	0	0	= 4
J.T. Bale	1	1	1	0	0	0	0	0	0	0	0	0	0	0	= 3
Kevin George	1	0	0	0	0	0	0	0	0	0	1	1	0	0	= 3
Ronnie Blackmon	0	0	0	0	0	0	2	0	0	0	0	0	0	1	= 3
Kyle Evans	0	0	0	0	0	0	1	0	0	0	0	0	0	1	= 2
Nu'umotu Falo	0	0	0	0	0	0	2	0	0	0	0	0	0	0	= 2
Akil Jones	2	0	0	0	0	0	0	0	0	0	0	0	0	0	= 2
Dante Wigley	1	0	1	0	0	0	0	0	0	0	0	0	0	0	= 2
Nick Fisher	0	0	0	0	0	0	0	0	0	0	1	0	0	0	= 1
Alex Fontenot	0	0	0	0	0	0	0	0	0	1	0	0	0	0	= 1
Uryan Hudson	0	0	0	0	0	0	1	0	0	0	0	0	0	0	= 1
Alex Kinney	1	0	0	0	0	0	0	0	0	0	0	0	0	0	= 1
Terrance Lang	0	0	0	0	0	0	0	0	0	1	0	0	0	0	= 1
Trey Udoffia	1	0	0	0	0	0	0	0	0	0	0	0	0	0	= 1

BLOCKED KICKS SUMMARY (2): Fontenot (Punt/Utah); Lang (PAT/Oregon State). OTHER—Field Goal/PAT Pressures: M. Blackmon. Punt Pressures: None.

Touchdown Saves: None. Stuffed Punt Fakes: None. Caused Penalties: R. Blackmon, Evans, Talley. Fair Catch/Kickoff Return: None.

KEY: UT—Unassisted Tackle; UT/20—UT Inside-the-20; AT—Assisted Tackle; AT/20—AT Inside-the-20; TZ—Tackles For Zero; 3DS—Third/Fourth Down Stops (tackles, INTs, QBPs or PBUs); QBP—Quarterback Pressure; QCD—Quarterback Chasedowns; FF—Forced Fumble; FR—Fumble/Muff Recovery (Opponent on defense or CU or Opponent on special teams); PBU—Passes Broken Up; KSD—Knockdown or Springing Block on Kick Return; WB—Wedge Break; DP—Downed Punt (meaningful); BLK—Blocked Kick; RK—Recovered Blocked Kick, Punt or On-side kick; FFC—Forced Fair Catch; FDF—First Downfield (on kickoff or punt that altered return path); CP—Caused Penalty. A defensive game played is credited only when a player is in for at least one defensive play; defensive tackles do not include special team tackles. NOTE: Defensive/special team statistics compiled from coaches' video; NCAA/Pac-12 Colorado stats are not accurate.

YARDS BY QUARTER/HALF

Game	COLORADO								OPPONENT								COLORADO					OPPONENT				
	1Q	2Q	1H	3Q	4Q	2H	OT	GAME	1Q	2Q	1H	3Q	4Q	2H	OT	GAME	20+	10+	5+	20+	10+	5+				
Colorado State	243	89	332	207	57	264	---	596	99	80	179	55	50	105	---	284	7	15	33	2	13	27				
Nebraska	103	36	139	118	138	256	---	395	189	140	329	129	107	236	---	565	4	18	31	7	18	41				
New Hampshire	63	171	234	185	72	257	---	491	34	41	75	106	89	195	---	270	6	14	33	3	13	20				
UCLA	105	91	196	169	112	281	---	477	114	77	191	57	41	98	---	289	4	17	30	3	10	23				
Arizona State	110	112	222	175	97	272	---	494	104	79	183	181	3	184	---	367	8	15	32	3	10	24				
Southern California	21	90	111	53	101	154	---	265	55	200	255	57	22	79	---	334	2	9	26	4	10	24				
Washington	115	62	177	45	41	86	---	263	88	92	180	73	98	171	---	351	2	10	19	2	14	30				
Oregon State	82	134	216	154	148	302	18	536	81	37	118	142	169	311	30	459	8	17	28	4	20	42				
Arizona	71	161	232	84	67	151	---	383	76	231	307	98	161	259	---	566	6	16	30	8	21	34				
Washington State	100	31	131	78	88	166	---	297	127	105	232	150	95	245	---	477	3	11	19	4	17	37				
Utah	44	66	110	19	67	86	---	196	63	132	195	182	13	195	---	390	1	9	22	4	13	24				
California																										

AT-A-GLANCE SUMMARIES

Game	Score	1	2	3	4	OT	First Downs			Rushing			Passing			Total Offense	Return	Punting	Fumbles	Penalties	Third	QB	Avg.	Time of				
							Tot	Ru	Pa	Pn	Att	Yards	TD	Att	Com	Int	Yards	TD	Att	Yards	Yards	No-Avg.	No-Lost	No/Yds	Downs	Sacks	F.Pos.	Poss.
COLORADO	45	21	7	17	0	-	23	12	11	0	40	258	2	25	22	1	338	4	65	596	87	3-43.3	3-1	6/44	4- 9	3-16	C 30	26:33
Colorado State.....	13	7	3	0	3	-	20	8	10	2	39	103	0	37	19	1	181	1	76	284	0	9-48.8	0-0	5/35	7-19	0- 0	CS23	33:27
COLORADO	33	14	3	10	6	-	26	7	13	3	35	44	1	50	33	0	351	3	85	395	32	5-43.4	0-0	8/46	6-18	2-12	C 33	30:15
Nebraska.....	28	7	14	7	0	-	25	13	9	3	54	329	3	29	19	1	236	1	83	565	- 2	3-42.7	3-2	11/95	5-13	7-43	N 26	29:45
COLORADO	45	7	21	10	7	-	21	12	9	0	51	311	4	24	17	2	180	1	75	491	44	5-38.6	4-0	6/60	5-15	5-33	C 32	32:32
New Hampshire.....	14	0	0	14	0	-	15	7	6	2	31	42	0	39	16	1	228	1	70	270	22	6-49.7	2-2	6/35	4-16	2-10	N 24	27:28
COLORADO	38	7	7	14	10	-	26	11	12	3	48	209	4	27	23	0	268	1	75	477	22	4-41.8	1-0	6/60	8-14	3-26	C 26	34:47
UCLA.....	16	10	3	3	0	-	15	8	5	2	28	151	0	35	17	0	138	1	63	289	32	6-49.5	1-0	8/67	5-16	2- 8	U 26	25:13
COLORADO	28	7	7	14	0	-	25	12	12	1	45	166	2	33	24	0	345	2	78	494	8	4-47.5	1-0	6/60	8-16	2-11	C 20	33:27
Arizona State.....	21	7	7	7	0	-	18	8	7	3	39	145	2	18	12	0	222	1	57	367	20	4-37.8	1-0	5/35	5-11	0- 0	AS26	26:33
COLORADO	20	0	7	0	13	-	17	6	7	4	37	95	3	47	26	1	170	0	84	265	30	9-41.9	0-0	8/81	7-23	1- 7	C 32	34:51
Southern California...	31	0	21	7	3	-	16	5	9	2	26	51	0	35	18	2	283	3	61	334	26	7-42.4	1-1	13/123	2-10	4-34	SC30	25:09
COLORADO	13	7	6	0	0	-	15	6	8	1	35	119	0	28	17	1	144	1	63	263	32	5-27.4	1-0	4/48	3-13	1- 1	C 32	29:06
Washington.....	27	0	14	3	10	-	23	12	8	3	40	201	2	25	15	1	150	1	65	351	19	3-42.7	2-1	3/45	3-11	1- 9	W 37	30:54
COLORADO	34	7	17	7	3	0	23	8	13	2	36	217	1	39	24	0	319	2	75	536	35	6-40.3	2-0	7/70	4-15	7-50	C 31	26:47
Oregon State.....	41	0	3	7	24	7	28	5	20	3	45	114	2	54	34	1	345	3	99	459	0	7-44.0	2-0	7/62	11-24	1- 3	OS27	33:13
COLORADO	34	10	14	10	0	-	27	3	18	6	32	40	1	43	27	1	343	3	75	383	59	3-43.0	1-1	5/52	6-15	2-13	C 36	30:56
Arizona.....	42	0	26	9	7	-	27	12	12	3	47	216	0	22	17	1	350	5	69	566	1	2-47.5	1-1	12/129	9-14	5-38	A 22	29:04
COLORADO	7	7	0	0	0	-	12	2	10	0	16	75	1	38	21	1	222	0	54	297	28	8-35.4	3-2	4/51	2-11	0- 0	C 24	18:14
Washington State.....	31	0	10	7	14	-	26	7	17	2	33	131	2	61	37	0	346	2	94	477	25	4-50.0	1-0	2/10	11-20	3-20	WS32	41:46
COLORADO	7	7	0	0	0	-	14	3	8	3	34	34	1	33	21	2	162	0	67	196	1	7-41.3	4-1	4/38	4-15	1- 6	C 28	29:11
Utah.....	30	0	7	17	6	-	19	11	8	0	47	169	1	23	11	0	221	2	70	390	37	7-37.6	2-0	5/64	5-16	6-38	U 34	30:49
COLORADO																												
California.....																												

OFFENSIVE LINE STATISTICS

Player	Play Count-----												Season Totals-----								Best Game Grade (minimum 10 snaps)
	CSU	NEB	UNH	UCLA	ASU	USC	UW	OSU	UA	WSU	UTAH	CAL	Plays	KD	TDB	PPTD	QBS	PRS	PEN		
J. EGGERS	—	—	2	—	—	—	—	—	—	—	—	—	2	0	0	0	0	0	0	N/A	
F. FILLIP	8	—	4	25	10	48	19	75	18	INJ	INJ	—	207	5	2	1	2	2	3	2.62 / UCLA	
A. HAIGLER.....	52	85	52	69	47	75	24	75	16	54	32	—	581	2	15	13	3	10	0	2.53 / UCLA, Oregon State	
J. KAISER	57	51	35	50	68	37	33	—	57	54	67	—	509	6	11	3	3½	9	2	2.40 / Utah	
K. KUTSCH.....	8	—	51	—	—	5	—	—	—	—	—	—	64	4	4	0	0	0	0	2.63 / New Hampshire	
T. LYNOTT.....	57	85	58	6	31	10	50	75	75	54	67	—	568	17	6	13	4	11	1	2.40 / Utah	
C. LYTLE	—	—	2	—	—	—	—	—	—	—	—	—	2	1	0	0	0	0	0	N/A	
J. MORETTI	8	1	33	—	—	18	—	—	3	—	1	—	64	1	2	1	0	1	1	2.53 / Southern California	
H. PAIGE.....	4	—	4	—	—	—	—	—	—	—	—	—	8	0	0	1	0	0	0	N/A	
C. PURSELL.....	61	85	71	75	78	85	63	75	75	54	67	—	789	11	13	13	4	9½	4	2.42 / CSU, New Hampshire, USC	
W. SHERMAN.....	13	34	55	75	78	85	63	75	75	54	67	—	674	14	10	8	5½	10	4½	2.34 / Arizona	
J. SHUTACK	—	—	4	—	—	—	—	—	—	—	—	—	4	0	0	0	0	0	0	N/A	
B. TONZ.....	57	84	INJ	75	78	62	63	—	59	—	35	—	513	15	7	12	6	5½	4½	2.36 / Colorado State	
H. VAUGHN.....	—	—	4	—	—	—	—	—	—	—	—	—	4	0	0	0	0	0	0	N/A	
Team	65	85	75	75	78	85	63	75	75	54	67	—	3989	76	70	75	27	58	20	2.45 / Arizona State	

Sacks/pressures allowed by others or coverage not included; sacks & pressures may exceed overall team total as two players can be awarded a pressure on the same play.

KEY: KD—Knockdown Blocks (pancakes/blown off the line/finishes); TDB—Touchdown Blocks (direct); PPTD—Perfect plays on passing touchdown/conversions; QBS—Quarterback Sacks Allowed; PRS—Pressures Allowed; PEN—Penalties. Grades based of 0, 1, 2, 3 or 4 points per play (½-points awarded if somewhere in-between), the lower the better. Final Grade Scale: 0.00-1.90 phenomenal performance; 1.91-2.09 all-conference caliber or better; 2.10-2.25 starting caliber; 2.41-2.60 average; 2.61-4.0 below average.

Includes 2-point PAT at USC; includes 4 snaps by Moretti as a sixth OL at Arizona (3) and vs. Utah (1).

FG/PAT TEAM PLAY COUNT (53): Haigler 53, Kutsch 53, Russell 53, Sherman 53, Vaughn 53, Kaiser 51, Bounds 37, Lynott 21, C. Lytle 18, Wells 16, Tonz 14, Shutack 2 (Snappers: Bale 53; Holders: Goldin 43, Kinney 10; Kickers: Stefanou 35, E. Price 10, Francis 7, D. Price 1).

PUNT TEAM SNAPS (59; includes fakes, roughing calls): J.T. Bale 59.

NON-OFFENSIVE SCORES (2)

vs. Opponent	Player	Play	By Opponent (2)	Player	Play
New Hampshire	Davion Taylor	14 fumble return	New Hampshire	Pop Lacey	15 interception return
Oregon State	Dante Wigley	27 interception return	Southern California	Ajene Harris	6 interception return

MISCELLANEOUS STAT BOX

(Coin Toss: O-offense; D-Defense; d-deferred/played defense first)

	Red Zone (Scores-Att; (TD/FG); Plays-Yds)					Avg./1st Down		2nd Down Eff.		3rd Dn/Avg-to-Go		Plays (+/0/-)		Plus Territory (Plays-Yards)				Coin		
Game	Colorado		Opponent			Colo	Opp.	Colo	Opp.	Colo.	Opp.	Colorado	Opponent	Colorado	Opponent	Temp	Toss			
Colorado State	3-3 (2/1)	10-31	1-1 (0/1)	3- 5	7.9	4.9	13-23	4-24	8.1	6.2	53	7	5	48	19	9	35-273	19- 76	74°	L (O)
Nebraska	3-4 (2/1)	9-16	2-2 (2/0)	3-17	5.4	4.8	9-28	14-29	9.0	6.9	51	22	12	61	14	8	40-181	37-190	70°	L (D)
New Hampshire	4-5 (3/1)	14-56	0-1 (0/0)	2-(-7)	6.9	3.8	11-26	3-22	6.6	10.2	55	10	10	31	28	11	35-173	16- 33	90°	W (d)
UCLA	3-3 (3/0)	8-42	2-2 (1/1)	8-26	6.1	5.1	12-27	5-21	4.8	7.4	59	5	11	36	20	7	34-169	27-103	46°	W (d)
Arizona State	3-3 (3/0)	9-19	2-3 (2/0)	12-23	6.6	7.4	10-27	6-19	6.0	6.2	51	13	8	39	12	6	39-191	24- 99	50°	L (O)
Southern California	2-2 (2/0)	5-23	1-1 (1/0)	2- 9	1.5	3.0	4-27	12-23	9.0	12.0	43	25	16	35	19	7	27- 92	18- 65	67°	W (d)
Washington	1-1 (0/1)	3- 0	4-4 (2/2)	7-30	2.8	6.7	9-23	6-20	8.1	7.3	40	18	5	43	15	7	19- 82	33-179	50°	W (d)
Oregon State	3-4 (1/2)	12-18	7-7 (5/2)	20-68	8.2	4.2	9-24	6-32	5.9	8.2	49	19	7	66	24	9	30-105	45-244	68°	W (d)
Arizona	3-5 (2/1)	15-36	4-4 (2/2)	6- 9	4.5	7.9	8-24	5-21	8.7	7.2	45	20	10	52	11	6	41-140	28-193	65°	W (d)
Washington State	1-1 (1/0)	1- 3	4-4 (3/1)	12-54	8.0	4.8	5-18	12-34	8.1	5.5	29	19	6	64	28	2	7- 6	52-250	57°	W (d)
Utah	1-1 (1/0)	1-13	4-4 (2/2)	10-17	8.7	1.4	4-23	6-22	10.5	5.6	34	15	18	47	16	7	17- 22	34-158	28°	W (d)
California																				

SCORING DRIVES (Game-By-Game)

Opponent	Plays	Yards	Time	Result	Qtr	(Down) How	PAT	Quarterback
Colorado State	5	75	1:24	TD	1	(1) Montez 38 run	Stefanou	Montez
Colorado State	5	87	1:37	TD	1	(1) Nixon 46 pass from Montez	Stefanou	Montez
Colorado State	9	75	2:29	TD	1	(2) Bisharat 4 pass from Montez	Stefanou	Montez
Colorado State	8	48	3:23	*TD	2	(2) Winfree 4 pass from Montez	Stefanou	Montez
Colorado State	3	85	1:18	TD	3	(3) Shenault 89 pass from Montez	Stefanou	Montez
Colorado State	5	70	1:32	TD	3	(3) McMillian 49 run	Stefanou	Montez
Colorado State	9	45	4:03	FG	3	(4) Stefanou 39 FG	Montez
Nebraska	8	86	3:05	*TD	1	(2) MacIntyre 3 pass from Montez	Stefanou	Montez
Nebraska	4	24	1:42	*TD	1	(2) Shenault 3 run	Stefanou	Montez
Nebraska	11	52	1:51	FG	2	(4) Stefanou 40 FG	Montez
Nebraska	12	55	3:55	FG	3	(4) Stefanou 35 FG	Montez
Nebraska	11	75	4:11	TD	3	(3) MacIntyre 3 pass from Montez	Stefanou	Montez
Nebraska	7	77	1:17	TD	4	(1) Shenault 40 pass from Montez	pass failed	Montez
New Hampshire	3	28	1:04	*TD	1	(3) Shenault 28 pass from Montez	Stefanou	Montez
New Hampshire	8	55	2:36	TD	2	(2) McMillian 1 run	Stefanou	Montez
New Hampshire	6	75	1:59	TD	2	(2) Evans 6 run	Stefanou	Montez
New Hampshire	1	75	0:12	TD	3	(1) McMillian 75 run	Stefanou	Montez
New Hampshire	9	73	3:29	FG	3	(4) Stefanou 19 FG	Noyer
New Hampshire	9	43	5:21	TD	4	(2) Fontenot 15 run	Stefanou	Noyer
UCLA	5	85	2:20	TD	1	(1) Shenault 57 pass from Montez	Stefanou	Montez
UCLA	12	80	5:51	TD	2	(3) Montez 10 run	Stefanou	Montez
UCLA	7	75	2:51	TD	3	(3) Shenault 1 run	Stefanou	Montez
UCLA	13	67	5:45	TD	3	(1) McMillian 6 run	Stefanou	Montez
UCLA	6	51	2:59	FG	4	(4) Stefanou 41 FG	Montez
UCLA	5	63	3:01	TD	4	(3) Montez 53 run	Stefanou	Montez
Arizona State	8	75	2:55	TD	1	(3) Shenault 1 run	Stefanou	Montez
Arizona State	13	84	5:15	TD	2	(2) Shenault 3 pass from Montez	Stefanou	Montez
Arizona State	5	75	1:49	TD	3	(2) Shenault 30 pass from Montez	Stefanou	Montez
Arizona State	7	80	2:31	TD	3	(1) Shenault 1 run	Stefanou	Montez
Southern California	3	58	0:58	TD	1	(3) Shenault 49 run	Stefanou	Montez
Southern California	16	65	6:53	TD	4	(2) Evans 2 run	Stefanou	Montez
Southern California	10	75	1:42	TD	4	(4) Montez 53 run	pass failed	Montez
Washington	7	80	2:54	TD	1	(2) Arias 37 pass from Montez	E. Price	Montez
Washington	8	45	3:32	TD	2	(4) E. Price 37 FG	Montez
Washington	4	0	1:35	*FG	2	(4) E. Price 26 FG	Montez
Oregon State	3	42	1:07	TD	1	(2) Nixon 32 pass from Montez	E. Price	Montez
Oregon State	10	71	4:00	FG	2	(4) E. Price 21 FG	Montez
Oregon State	6	70	2:25	TD	2	(3) Nixon 7 pass from Montez	E. Price	Montez
Oregon State	1	75	0:12	TD	3	(1) McMillian 75 run	E. Price	Montez
Oregon State	9	58	5:08	FG	4	(4) E. Price 34 FG	Montez
Arizona	11	66	4:19	TD	1	(1) Nixon 8 run	Francis	Montez
Arizona	4	-1	1:26	FG	1	(4) Francis 25 FG	Montez
Arizona	9	89	3:20	TD	2	(2) Evans 17 pass from Montez	Francis	Montez
Arizona	3	75	0:26	TD	2	(2) McMillian 57 pass from Montez	Francis	Montez
Arizona	11	75	5:34	TD	3	(3) Brown 20 pass from Montez	Francis	Montez
Arizona	7	44	2:39	FG	3	(4) Francis 48 FG	Montez
Washington State	3	80	0:48	TD	1	(1) McMillian 3 run	Francis	Montez
Utah	7	70	2:43	TD	1	(1) McMillian 13 run	Stefanou	Montez

(*—scored following a turnover.)

Drive Analysis

DISTANCE	COLORADO		OPPONENT	
Length	TD	FG	TD	FG
(minus)	—	1	—	0
0—9	0	1	0	2
10—19	0	0	0	1
20—29	2	0	1	1
30—39	0	0	1	2
40—49	2	4	2	4
50—59	2	4	3	2
60—69	4	0	7	4
70—79	17	1	11	1
80—89	10	0	8	0
90—99	0	0	0	0

GAME OPENING DRIVES

Game	COLORADO			OPPONENT		
	Pts	FD	Yds	Pts	FD	Yds
Colorado State	7	3	75	0	1	17
Nebraska	7	4	86	0*	3	62
New Hampshire	7	1	28	0*	1	14
UCLA	0	0	8	0	1	6
Arizona State	0	2	35	7	5	61
Southern California	0	0	-12	0*	0	0
Washington	7	4	80	0	1	13
Oregon State	0	2	20	0	1	12
Arizona	0*	0	6	0	0	6
Washington State	0	1	20	0	0	1
Utah	0	0	-10	0	0	3
California						

SECOND HALF OPENING DRIVES

Game	COLORADO			OPPONENT		
	Pts	FD	Yds	Pts	FD	Yds
Colorado State	7	1	85	0	1	11
Nebraska	3	4	55	0	0	0
New Hampshire	7	1	75	0	0	6
UCLA	0	2	32	3	2	51
Arizona State	7	3	75	7	4	60
Southern California	0	1	22	0	3	54
Washington	0	2	28	0	0	8
Oregon State	7	1	75	7	5	75
Arizona	7	4	45	6	2	51
Washington State	0*	0	7	7	2	32
Utah	0	1	11	3	5	63
California						

(*—drive ended by a turnover)

POSSESSIONS AT-A-GLANCE

Avg.	3-Plays				
	No.	Plays	Snaps	& Out*	Snaps/TD
Colorado	145	796	5.49	45	21.5 (37)
Opponent	147	807	5.49	35	24.5 (33)

(*—less if there is a turnover; must not have earned a first down or scored a touchdown.)

POINTS BY DRIVE

Drive (CU/Opp)	COLORADO			OPPONENT		
	Pts	TD	FG	Pts	TD	FG
1 (11/11)	28	4	0	7	1	0
2 (11/11)	42	6	0	14	2	0
3 (11/11)	20	2	2	27	3	2
4 (11/11)	28	4	0	17	1	2
5 (11/11)	34	4	2	34	4	2
6 (11/11)	14	2	0	17	2	1
7 (11/11)	31	4	1	16	2	1
8 (11/11)	31	4	1	20	2	2
9 (11/11)	10	1	1	24	3	1
10 (11/11)	23	2	3	38	5	1
11 (10/9)	0	0	0	20	2	2
12 (9/9)	0	0	0	20	2	2
13 (7/8)	10	1	1	6	0	2
14 (5/6)	13	2	0	7	1	0
15 (3/3)	6	1	0	6	1	0
16 (1/1)	0	0	0	7	1	0
17 (0/0)	0	0	0	0	0	0

CU YARDS PER PLAY—TD Drives: 9.4 (257-2428); FG Drives: 5.7 (78-448); Non-Scoring Drives: 3.3 (461-1517).
OPPONENT YARDS PER PLAY—TD Drives: 9.1 (240-2186); FG Drives: 5.9 (117-686); Non-Scoring Drives: 3.3 (450-1480).

LONGEST PLAYS

COLORADO

Scrimmage

Yards	Opponent	Player(s)
89	Colorado State	Laviska Shenault pass from Steven Montez (TD)
75	New Hampshire	Travon McMillian run (TD)
75	Oregon State	Travon McMillian run (TD)
64	Washington State	Travon McMillian run
57	UCLA	Laviska Shenault pass from Steven Montez (TD)
57	Arizona	Travon McMillian pass from Steven Montez (TD)
53	New Hampshire	Tony Brown pass from Steven Montez
53	UCLA	Tony Brown pass from Steven Montez
51	Arizona State	K.D. Nixon pass from Steven Montez
49	Colorado State	Travon McMillian run (TD)
49	Southern California	Laviska Shenault run (TD)
49	Oregon State	Steven Montez run
47	New Hampshire	Beau Bisharat run
47	Oregon State	K.D. Nixon pass from Steven Montez
46	Colorado State	K.D. Nixon pass from Steven Montez (TD)
43	Colorado State	Laviska Shenault pass from Steven Montez
40	Nebraska	Laviska Shenault pass from Steven Montez (TD)
39	Arizona State	Tony Brown pass from Steven Montez
39	Oregon State	K.D. Nixon pass from Steven Montez
38	Colorado State	Steven Montez run (TD)
37	Colorado State	K.D. Nixon pass from Steven Montez
37	Nebraska	Laviska Shenault pass from Steven Montez
37	Washington	Daniel Arias from Steven Montez (TD)
35	UCLA	Steven Montez run (TD)
33	Utah	Juwann Winfree pass from Tyler Lytle
32	Oregon State	K.D. Nixon pass from Steven Montez (TD)
31	UCLA	Kyle Evans pass from Jay MacIntyre
30	Arizona State	Laviska Shenault pass from Steven Montez (TD)
28	Nebraska	Laviska Shenault pass from Steven Montez
28	New Hampshire	Laviska Shenault pass from Steven Montez (TD)
27	Arizona State	Jay MacIntyre pass from Steven Montez
27	Washington State	Juwann Winfree pass from Steven Montez
25	Arizona State	Laviska Shenault pass from Steven Montez
25	Arizona	Juwann Winfree pass from Steven Montez
24	Arizona State	K.D. Nixon pass from Steven Montez
24	Southern California	Laviska Shenault pass from Steven Montez
23	New Hampshire	Travon McMillian run
23	Washington	Travon McMillian run
23	Arizona	Kabion Ento pass from Steven Montez
23	Washington State	Kabion Ento pass from Sam Noyer
22	Arizona State	Jay MacIntyre pass from Steven Montez
21	Oregon State	Steven Montez run
21	Oregon State	Jay MacIntyre pass from Steven Montez
21	Arizona	Kabion Ento pass from Steven Montez
21	Arizona	Travon McMillian run
20	Colorado State	Beau Bisharat run
20	Nebraska	Juwann Winfree pass from Steven Montez
20	New Hampshire	Travon McMillian run
20	Arizona State	K.D. Nixon pass from Steven Montez
20	Oregon State	Tony Brown pass from Steven Montez
20	Arizona	Tony Brown pass from Steven Montez (TD)

Number of plays 20-plus yards in length: 51 (36 pass, 15 rush)

Number of plays 40-plus yards in length: 17 (10 pass, 7 rush)

Returns

Type	Yards	Opponent	Player
KICKOFF	39	Washington	Kyle Evans
PUNT	59	Arizona	Ronnie Blackmon
INTERCEPTION	30	Washington	Nick Fisher
FUMBLE	14	New Hampshire	Davion Taylor (TD)

Returns 20+ yards in length: 20 (10 kickoff, 6 punt, 4 interception, 0 fumble, 0 misc.)

Returns 30+ yards in length: 4 (2 kickoff, 1 punt, 1 interception, 0 fumble, 0 misc.)

OPPONENT

Scrimmage

Yards	Opponent	Player(s)
72	Arizona State	Frank Darby pass from Manny Wilkins
71	New Hampshire	Neil O'Connor pass from Christian Lupoli (TD)
65	Southern California	Michael Pittman pass from J.T. Daniels (TD)
61	Utah	Jaylen Dixon pass from Jason Shelley
57	Nebraska	J.D. Spielman pass from Adrian Martinez (TD)
57	Arizona	Cedric Peterson pass from Khalil Tate (TD)
48	Washington State	Dezmon Patmon pass from Gardner Minshew
47	Utah	Jaylen Dixon pass from Jason Shelley (TD)
45	Nebraska	Greg Bell run
45	Arizona	Tony Ellison pass from Khalil Tate
44	UCLA	Joshua Kelley run
41	Nebraska	Adrian Martinez run (TD)
40	Arizona State	Frank Darby pass from Manny Wilkins
40	Arizona	Stanley Berryhill pass from Khalil Tate (TD)
39	Southern California	Michael Pittman pass from J.T. Daniels
39	Arizona	Shawn Poindexter pass from Khalil Tate (TD)
37	New Hampshire	Nick Lubischer pass from Christian Lupoli
36	Oregon State	Jermar Jefferson run
33	Oregon State	Isaiah Hodgins pass from Jake Luton
33	Arizona	Devaughn Cooper pass from Khalil Tate
32	Oregon State	Timmy Hernandez pass from Jake Luton
30	Arizona State	N'Keal Harry pass from Manny Wilkins
29	UCLA	Joshua Kelley run
28	Southern California	Tyler Vaughns pass from J.T. Daniels
28	Oregon State	Isaiah Hodgins pass from Jake Luton
28	Washington State	Max Borghi pass from Gardner Minshew (TD)
27	Southern California	Tyler Vaughns pass from J.T. Daniels (TD)
26	Colorado State	Olabisi Johnson pass from K.J. Carta-Samuels (TD)
26	Washington	Aaron Fuller pass from Jake Browning (TD)
25	Nebraska	Stanley Morgan pass from Adrian Martinez
25	Nebraska	Adrian Martinez run
25	Arizona	Khalil Tate run
24	Colorado State	Marcus McElroy run
23	UCLA	Demetric Felton pass from D. Thompson-Robinson
23	Washington	Salvon Ahmedn run
23	Washington State	Tay Martin pass from Gardner Minshew
23	Utah	Jason Shelley run
22	Washington State	Max Borghi run
21	Nebraska	Stanley Morgan pass from Adrian Martinez
21	New Hampshire	Gunner Gibson pass from Christian Lupoli
21	Arizona	J.J. Taylor run
21	Arizona	Shun Brown pass from Khalil Tate
21	Washington State	Calvin Johnson pass from Gardner Minshew
20	Nebraska	Greg Bell run
20	Utah	Armand Shyne run

Number of plays 20-plus yards in length: 45 (31 pass, 14 rush)

Number of plays 40-plus yards in length: 14 (11 pass, 3 rush)

Returns

Type	Yards	Opponent	Player
KICKOFF	33	Arizona	Stanley Berryhill
PUNT	32	UCLA	Kyle Phillips
INTERCEPTION	25	Washington State	Kedron Williams
FUMBLE	--		

Returns 20+ yards in length: 13 (10 kickoff, 1 punt, 2 interception, 0 fumble, 0 misc.)

Returns 30+ yards in length: 3 (2 kickoff, 1 punt, 0 interception, 0 fumble, 0 misc.)

DRIVE ENGINEERING

	COLORADO									OPPONENT									TIME SPENT IN THE LEAD			BIG LEAD	
Game	No.	TD	FG-A	PUNT	DWN	TO	SAF	CLK	PTS	No.	TD	FG-A	PUNT	DWN	TO	SAF	CLK	PTS	Colorado	Tied	Opponent	CU	Opp
Colorado State	13	6	1-1	3	1	2	0	0	45	14	1	2-2	9	0	1	0	0	13	58:36	1:24	0:00	35	---
Nebraska	14	4	2-4	5	1	0	0	0	33	15	4	0-1	3	3	3	0	1	28	14:48	13:51	31:21	14	8
New Hampshire	14	5	1-1	5	1	2	0	0	38	15	1	0-1	6	2	3	0	2	7	55:06	4:54	0:00	35	---
UCLA	12	5	1-1	4	0	0	0	2	38	11	1	3-3	6	1	0	0	0	16	29:55	11:37	18:28	22	7
Arizona State	10	4	0-1	4	0	0	0	1	28	10	3	0-1	4	1	0	0	1	21	15:42	34:13	10:05	7	7
Southern California	16	3	0-0	9	2	2	0	2	20	14	3	1-1	7	2	0	0	1	31	1:47	24:40	33:33	7	21
Washington	11	1	2-2	5	2	1	0	0	13	12	3	2-2	3	0	2	0	2	27	14:59	9:22	35:39	7	14
Oregon State	15	3	2-4	6	2	0	0	0	27	16	5	2-2	7	0	1	0	1	41	46:31	13:29	0:00	28	7
Arizona	12	4	2-2	3	1	2	0	0	34	13	5	3-3	2	0	2	0	1	42	12:50	15:34	31:36	10	8
Washington State	13	1	0-0	8	0	3	0	1	7	13	4	1-1	4	3	0	0	1	31	10:43	10:46	38:31	7	24
Utah California	15	1	0-0	7	2	3	0	2	7	14	3	3-4	7	0	0	0	0	30	7:10	22:37	30:13	7	23

FIRST DOWN PASSING

Player	Att-Com-Int	Pct.	Yards	FD	TD	Long	Sacked	Rating
Steven Montez.....	140-102- 2	72.9	986	33	3	57t	6/41	136.2
Tyler Lytle.....	1- 1- 0	100.0	7	0	0	7	2/ 9	158.8
Sam Noyer.....	2- 2- 0	100.0	6	0	0	4	1/ 6	125.2
Travon McMillian.....	1- 0- 0	0.0	0	0	0	0	0/0	0.0

FIRST DOWN RUSHING

Player	Att.	Yards	Avg.	FD	TD	Long
Travon McMillian.....	104	652	6.3	14	5	75t
Steven Montez.....	22	104	4.7	3	1	38t
Kyle Evans.....	32	79	2.5	0	1	9
Beau Bisharat.....	8	26	3.3	0	0	7
Laviska Shenault.....	4	24	6.0	1	1	18
Alex Fontenot.....	3	11	3.3	0	0	7
K.D. Nixon.....	3	10	3.3	0	1	8t
Donovan Lee.....	1	4	4.0	0	0	4
Jay MacIntyre.....	1	4	4.0	0	0	4
Chase Sanders.....	1	3	3.0	0	0	3
Dimitri Stanley.....	1	-1	-1.0	0	0	-1
Sam Noyer.....	4	-8	-2.0	0	0	3
Team.....	3	-4	-1.3	0	0	-1

FIRST DOWN RECEIVING

Player	No.	Yards	Avg.	FD	TD	Long
Laviska Shenault.....	34	368	10.8	12	2	57t
K.D. Nixon.....	26	350	13.5	10	1	51
Tony Brown.....	11	57	5.2	2	0	11
Juwann Winfree.....	10	79	7.9	5	0	17
Jay MacIntyre.....	6	29	4.8	1	0	11
Travon McMillian.....	6	22	3.7	0	0	9
Kabion Ento.....	4	60	15.0	3	0	23
Kyle Evans.....	3	15	5.0	0	0	9
Jaylon Jackson.....	3	6	2.0	0	0	5
Dimitri Stanley.....	2	13	6.5	0	0	9

ALL-PURPOSE YARDS

	(Top 3)	G	Plays	Rush	Rec.	PR	KOR	Total	Avg.	Avg./G
Travon McMillian.....	11	192		951	106	0	0	1,057	5.5	96.1
Laviska Shenault.....	8	96		105	946	0	0	1,051	10.9	131.4
K.D. Nixon.....	10	65		- 8	588	0	123	703	10.8	70.3

QUARTERBACK SACKS (26-169)

Colorado State (3-16): Mulumba 1-7, Franke 1-3, Johnson ½-3; Wells ½-3. Nebraska (2-12): Johnson 2-12. New Hampshire (5-33): Callier 1-9, Edwards 1-6, Landman 1-6, Johnson 1-2, Team 1-10. UCLA (3-26): Lewis 2-17, Taylor 1-9. Arizona State (2-11): Johnson 1-8, Franke 1-3. USC (1-7): Johnson 1-7. Washington (1-1): Worthington 1-1. Oregon State (7-50): Landman 2-21, Johnson 2-6, Wells 1-12, Tchangam 1-6, Lang 1-5. Arizona (2-13): Wells 2-13. Washington State (0-0). Utah (1-6): Landman 1-6.

SACKS BY QTR: CU 9-8-6-4 (0-OT); OPP 5-11-7-7 (1-OT)

2018 COLORADO BUFFALO SINGLE-GAME HIGHS

Individual

LONGEST SCORING RUN— 75, Travon McMillian vs. New Hampshire & Oregon State
LONGEST NON-SCORING RUN— 64, Travon McMillian vs. Washington State
LONGEST SCORING PASS— 89, Steven Montez to Laviska Shenault vs. Colorado State
LONGEST NON-SCORING PASS— 53, Steven Montez to Tony Brown vs. UNH & UCLA
LONGEST KICKOFF RETURN— 39, Kyle Evans at Washington
LONGEST PUNT RETURN— 59, Ronnie Blackmon at Arizona
LONGEST INTERCEPTION RETURN— 30, Nick Fisher at Washington
LONGEST PUNT— 58, Davis Price vs. UCLA
LONGEST FIELD GOAL— 48, Tyler Francis at Arizona
MOST TOUCHDOWNS— 4, Laviska Shenault vs. Arizona State (2 rushing, 2 receiving)
MOST RUSHING ATTEMPTS—30, Travon McMillian vs. Arizona State
MOST RUSHING YARDS— 162, Travon McMillian vs. New Hampshire
MOST PASS ATTEMPTS— 50, Steven Montez at Nebraska
MOST PASS COMPLETIONS— 33, Steven Montez at Nebraska
MOST INTERCEPTIONS THROWN— 1, on nine occasions
MOST PASSING YARDS— 351, Steven Montez at Nebraska
MOST TOUCHDOWN PASSES— 4, Steven Montez vs. Colorado State
MOST RECEPTIONS— 13, Laviska Shenault vs. Arizona St.; K.D. Nixon vs. Oregon State
MOST RECEIVING YARDS—211, Laviska Shenault vs. Colorado State
MOST TOTAL OFFENSIVE PLAYS— 61, Steven Montez at Nebraska (50 pass, 11 rush)
MOST TOTAL OFFENSE— 385, Steven Montez vs. Oregon (319 pass, 66 rush)
MOST FIELD GOALS ATTEMPTED— 4, James Stefanou at Nebraska
MOST FIELD GOALS MADE— 2, on three occasions (Francis, E. Price, Stefanou)
MOST TACKLES— 19, Nate Landman vs. Utah (8 UT)
MOST SOLO TACKLES— 12, Davion Taylor vs. Washington State
MOST TACKLES FOR LOSS— 3, on three occasions (Mustafa 2, Lewis)
MOST QUARTERBACK SACKS— 2, on four occasions (Johnson 2, D. Lewis, Wells)
MOST QUARTERBACK HURRIES— 5, Mustafa Johnson vs. Washington State
MOST INTERCEPTIONS— 1, on eight occasions
MOST PASSES BROKEN UP— 3, Delrick Abrams vs. UNH, Worthington vs UCLA
MOST THIRD/FOURTH DOWN STOPS— 3, on four occasions (Gamboa, Fisher, Landman, Lewis)
MOST KNOCKDOWN BLOCKS (OL)— 5, Colby Pursell vs. Arizona State
MOST SPECIAL TEAM POINTS— 7, Daniel Arias vs. Washington State

THIRD-FOURTH DOWN PASSING

Player	Att-Com-Int	Pct.	Yards	FD	TD	Long	Sacked	Rating
Steven Montez.....	94-55- 2	58.5	705	35	5	89t	11/73	134.8
Tyler Lytle.....	2- 2- 0	100.0	41	1	0	33	1/13	272.2
Sam Noyer.....	5- 0- 2	0.0	0	0	0	0	0/ 0	-80.0

THIRD-FOURTH DOWN RUSHING

Player	Att.	FD/TD	Pct.	Yards	Avg.	TD	3/4-&1
Laviska Shenault.....	12	9	75.0	77	6.4	3	7- 6
Steven Montez.....	18	10	55.6	177	9.8	2	0- 0
Kyle Evans.....	6	3	50.0	11	1.8	0	3- 2
Travon McMillian.....	16	7	43.8	109	6.8	1	4- 3
Alex Fontenot.....	3	1	33.3	7	2.3	0	1- 1
Beau Bisharat.....	5	1	20.0	14	2.8	0	2- 0
Brady Russell.....	1	0	0.0	0	0.0	0	0- 0
Chase Sanders.....	2	0	0.0	3	1.5	0	1- 0
K.D. Nixon.....	3	0	0.0	-10	-3.3	0	0- 0
Team.....	4	0	0.0	-8	-2.0	0	0- 0

THIRD-FOURTH DOWN RECEIVING

Player	No.	Yards	Avg.	FD	TD	Long
Laviska Shenault.....	19	326	17.2	13	2	89t
Juwann Winfree.....	8	152	19.0	7	0	33
K.D. Nixon.....	7	56	8.0	5	1	18
Tony Brown.....	6	53	8.8	2	1	20t
Jay MacIntyre.....	5	56	11.2	3	1	27
Jaylon Jackson.....	3	26	8.7	2	0	14
Travon McMillian.....	3	20	6.7	1	0	12
Dimitri Stanley.....	3	19	6.3	1	0	7
Kabion Ento.....	2	27	13.5	1	0	21
Kyle Evans.....	1	11	11.0	1	0	11

Team Bests/Highs

MOST FIRST DOWNS— 27, at Arizona
MOST RUSHING ATTEMPTS— 51, vs. New Hampshire
MOST RUSHING YARDS— 311, vs. New Hampshire
MOST PASS ATTEMPTS— 50, at Nebraska
MOST COMPLETIONS— 33, at Nebraska
MOST INTERCEPTIONS THROWN— 2, vs. New Hampshire, Utah
MOST PASSING YARDS— 351, at Nebraska
MOST OFFENSIVE PLAYS— 85, at Nebraska
MOST TOTAL OFFENSE— 596, vs. Colorado State
FEWEST FUMBLES— 0, at Nebraska; at Southern California
MOST FUMBLES— 4, vs. New Hampshire, Utah
FEWEST TURNOVERS— 0, at Nebraska, vs. UCLA, vs. Arizona State, vs. Oregon State
MOST TURNOVERS— 3, vs. Washington State, Utah
MOST TIME OF POSSESSION— 34:51, at Southern California
LONGEST TOUCHDOWN DRIVE— 89 yards (9 plays), at Arizona
LONGEST FIELD GOAL DRIVE— 73 yards (9 plays), vs. New Hampshire

Defensive Bests

FEWEST FIRST DOWNS ALLOWED— 15, by New Hampshire & UCLA
FEWEST RUSHING ATTEMPTS ALLOWED— 26, by Southern California
FEWEST RUSHING YARDS ALLOWED— 42, by New Hampshire
FEWEST PASS ATTEMPTS ALLOWED— 18, by Arizona State
FEWEST PASS COMPLETIONS ALLOWED— 11 by Utah
FEWEST PASSING YARDS ALLOWED— 138, by UCLA
MOST INTERCEPTIONS— 2, vs. Southern California
FEWEST TOTAL PLAYS ALLOWED— 57, by Arizona State
FEWEST TOTAL YARDS ALLOWED— 270, by New Hampshire
MOST FUMBLES FORCED— 2, at Nebraska, vs. New Hampshire
MOST TURNOVERS GAINED— 3, at Nebraska, vs. New Hampshire
MOST PASSES BROKEN UP— 8, vs. Washington State
MOST QUARTERBACK SACKS— 7, vs. Oregon State
MOST QUARTERBACK HURRIES— 10, Washington State
MOST TACKLES FOR LOSS— 10, vs. New Hampshire

GAME-BY-GAME INDIVIDUAL CHARTS / OFFENSE

RUSHING

BEAU BISHARAT

	Att	Yds	Avg.	Long	TD
Colorado State.....	7	52	7.4	20	0
Nebraska.....	0	0	0.0	0	0
New Hampshire.....	13	92	7.1	47	0
UCLA.....	1	-1	-1.0	-1	0
Arizona State.....	0	0	0.0	0	0
USC.....	0	0	0.0	0	0
Washington.....	0	0	0.0	0	0
Oregon State.....	0	0	0.0	0	0
Arizona.....	0	0	0.0	0	0
Washington State.....	-----	-----	-----	-----	-----
Utah.....	-----	-----	-----	-----	-----
California.....	-----	-----	-----	-----	-----

KYLE EVANS

	Att	Yds	Avg.	Long	TD
Colorado State.....	12	59	4.9	11	0
Nebraska.....	12	25	2.1	9	0
New Hampshire.....	5	25	5.0	7	1
UCLA.....	4	12	3.0	5	0
Arizona State.....	3	3	1.0	4	0
USC.....	7	17	2.4	8	1
Washington.....	2	7	3.5	6	0
Oregon State.....	7	19	2.7	7	0
Arizona.....	3	-1	-0.3	2	0
Washington State.....	0	0	0.0	0	0
Utah.....	4	2	0.5	4	0
California.....	-----	-----	-----	-----	-----

ALEX FONTENOT

	Att	Yds	Avg.	Long	TD
Colorado State.....	3	14	4.7	7	0
Nebraska.....	-----	-----	-----	-----	-----
New Hampshire.....	8	29	3.6	15t	1
UCLA.....	0	0	0.0	0	0
Arizona State.....	0	0	0.0	0	0
USC.....	0	0	0.0	0	0
Washington.....	0	0	0.0	0	0
Oregon State.....	0	0	0.0	0	0
Arizona.....	0	0	0.0	0	0
Washington State.....	0	0	0.0	0	0
Utah.....	0	0	0.0	0	0
California.....	-----	-----	-----	-----	-----

TRAVON McMillian

	Att	Yds	Avg.	Long	TD
Colorado State.....	10	103	10.3	49t	0
Nebraska.....	8	25	3.1	12	0
New Hampshire.....	15	162	10.8	75t	2
UCLA.....	21	102	4.9	16	1
Arizona State.....	30	136	4.5	14	0
USC.....	18	32	1.8	9	0
Washington.....	25	86	3.4	23	0
Oregon State.....	20	132	6.6	75t	1
Arizona.....	11	59	5.4	21	0
Washington State.....	9	73	8.1	64	1
Utah.....	13	41	3.2	13	1
California.....	-----	-----	-----	-----	-----

STEVEN MONTEZ

	Att	Yds	Avg.	Long	TD
Colorado State.....	3	34	11.3	38t	1
Nebraska.....	11	-7	-0.6	16	0
New Hampshire.....	4	0	0.0	10	0
UCLA.....	11	81	7.4	35t	1
Arizona State.....	3	17	5.7	12	0
USC.....	9	9	1.0	19t	1
Washington.....	7	26	3.7	12	0
Oregon State.....	9	66	7.3	49	0
Arizona.....	16	-24	-1.5	6	0
Washington State.....	4	-15	-3.8	5	0
Utah.....	7	-2	-0.3	9	0
California.....	-----	-----	-----	-----	-----

LAVISKA SHENAU

	Att	Yds	Avg.	Long	TD
Colorado State.....	1	5	5.0	5	0
Nebraska.....	2	5	2.5	3	1
New Hampshire.....	0	0	0.0	0	0
UCLA.....	5	18	3.6	8	1
Arizona State.....	5	13	2.6	7	2
USC.....	2	46	23.0	49t	1
Washington.....	-----	-----	-----	-----	-----
Oregon State.....	-----	-----	-----	-----	-----
Arizona.....	-----	-----	-----	-----	-----
Washington State.....	1	18	18.0	18	0
Utah.....	1	0	0.0	0	0
California.....	-----	-----	-----	-----	-----

PASSING

STEVE MONTEZ

	A-C-I	Yds	Long	TD	Rating
Colorado State.....	25-22-1	338	89t	4	246.8
Nebraska.....	50-33-0	351	40t	3	144.8
New Hampshire.....	19-14-1	166	53	1	153.9
UCLA.....	26-22-0	237	57t	1	173.9
Arizona State.....	33-24-0	328	51	2	176.2
USC.....	47-26-1	170	24	0	81.4
Washington.....	28-17-1	144	37t	1	108.6
Oregon State.....	39-24-0	319	47	2	147.2
Arizona.....	42-27-1	343	57t	3	151.7
Washington State.....	35-20-0	199	27	0	104.9
California.....	22-13-1	84	19	0	82.1
Utah.....	-----	-----	-----	-----	-----

TYLER LYTLE

	A-C-I	Yds	Long	TD	Rating
Colorado State.....	0-0-0	0	0	0	0.0
Nebraska.....	-----	-----	-----	-----	-----
New Hampshire.....	0-0-0	0	0	0	0.0
UCLA.....	0-0-0	0	0	0	0.0
Arizona State.....	-----	-----	-----	-----	-----
USC.....	-----	-----	-----	-----	-----
Washington.....	-----	-----	-----	-----	-----
Oregon State.....	-----	-----	-----	-----	-----
Arizona.....	-----	-----	-----	-----	-----
Washington State.....	-----	-----	-----	-----	-----
California.....	5-4-1	55	33	0	132.4
Utah.....	-----	-----	-----	-----	-----

SAM NOYER

	A-C-I	Yds	Long	TD	Rating
Colorado State.....	0-0-0	0	0	0	0.0
Nebraska.....	-----	-----	-----	-----	-----
New Hampshire.....	5-3-1	14	7	0	43.5
UCLA.....	-----	-----	-----	-----	-----
Arizona State.....	-----	-----	-----	-----	-----
USC.....	-----	-----	-----	-----	-----
Washington.....	-----	-----	-----	-----	-----
Oregon State.....	-----	-----	-----	-----	-----
Arizona.....	0-0-0	0	0	0	0.0
Washington State.....	3-1-1	23	23	0	31.1
California.....	6-4-0	23	11	0	98.9
Utah.....	-----	-----	-----	-----	-----

RECEIVING

DANIEL ARIAS

	No	Yds	Avg.	Long	TD
Colorado State.....	0	0	0.0	0	0
Nebraska.....	0	0	0.0	0	0
New Hampshire.....	0	0	0.0	0	0
UCLA.....	0	0	0.0	0	0
Arizona State.....	0	0	0.0	0	0
USC.....	0	0	0.0	0	0
Washington.....	1	37	37.0	37t	1
Oregon State.....	0	0	0.0	0	0
Arizona.....	0	0	0.0	0	0
Washington State.....	0	0	0.0	0	0
Utah.....	0	0	0.0	0	0
California.....	-----	-----	-----	-----	-----

MAURICE BELL

	No	Yds	Avg.	Long	TD
Colorado State.....	0	0	0.0	0	0
Nebraska.....	-----	-----	-----	-----	-----
New Hampshire.....	0	0	0.0	0	0
UCLA.....	-----	-----	-----	-----	-----
Arizona State.....	-----	-----	-----	-----	-----
USC.....	-----	-----	-----	-----	-----
Washington.....	-----	-----	-----	-----	-----
Oregon State.....	0	0	0.0	0	0
Arizona.....	-----	-----	-----	-----	-----
Washington State.....	-----	-----	-----	-----	-----
Utah.....	-----	-----	-----	-----	-----
California.....	-----	-----	-----	-----	-----

BEAU BISHARAT

	No	Yds	Avg.	Long	TD
Colorado State.....	1	4	4.0	4t	1
Nebraska.....	0	0	0.0	0	0
New Hampshire.....	0	0	0.0	0	0
UCLA.....	0	0	0.0	0	0
Arizona State.....	0	0	0.0	0	0
USC.....	0	0	0.0	0	0
Washington.....	0	0	0.0	0	0
Oregon State.....	0	0	0.0	0	0
Arizona.....	0	0	0.0	0	0
Washington State.....	-----	-----	-----	-----	-----
Utah.....	-----	-----	-----	-----	-----
California.....	-----	-----	-----	-----	-----

CHRIS BOUNDS

	No	Yds	Avg.	Long	TD
Colorado State.....	0	0	0.0	0	0
Nebraska.....	0	0	0.0	0	0
New Hampshire.....	0	0	0.0	0	0
UCLA.....	0	0	0.0	0	0
Arizona State.....	0	0	0.0	0	0
USC.....	0	0	0.0	0	0
Washington.....	1	15	15.0	15	0
Oregon State.....	-----	-----	-----	-----	-----
Arizona.....	-----	-----	-----	-----	-----
Washington State.....	-----	-----	-----	-----	-----
Utah.....	-----	-----	-----	-----	-----
California.....	-----	-----	-----	-----	-----

TONY BROWN

	No	Yds	Avg.	Long	TD
Colorado State.....	1	-6	-6.0	-6	0
Nebraska.....	2	28	14.0	17	0
New Hampshire.....	5	80	16.0	53	0
UCLA.....	6	77	12.8	53	0
Arizona State.....	4	55	13.8	39	0
USC.....	4	30	7.5	15	0
Washington.....	2	-3	-1.5	2	0
Oregon State.....	3	28	7.3	20	0
Arizona.....	3	37	12.3	20t	1
Washington State.....	1	7	7.0	7	0
Utah.....	0	0	0.0	0	0
California.....	-----	-----	-----	-----	-----

KABION ENTO

	No	Yds	Avg.	Long	TD
Colorado State.....	0	0	0.0	0	0
Nebraska.....	0	0	0.0	0	0
New Hampshire.....	1	3	3.0	3	0
UCLA.....	1	11	11.0	11	0
Arizona State.....	0	0	0.0	0	0
USC.....	0	0	0.0	0	0
Washington.....	0	0	0.0	0	0
Oregon State.....	0	0	0.0	0	0
Arizona.....	5	82	16.4	23	0
Washington State.....	2	29	14.5	23	0
Utah.....	2	10	5.0	7	0
California.....	-----	-----	-----	-----	-----

KYLE EVANS

	No	Yds	Avg.	Long	TD
Colorado State.....	0	0	0.0	0	0
Nebraska.....	1	0	9.0	9	0
New Hampshire.....	0	0	0.0	0	0
UCLA.....	1	31	31.0	31	0
Arizona State.....	0	0	0.0	0	0
USC.....	1	2	2.0	2	0
Washington.....	0	0	0.0	0	0
Oregon State.....	0	0	0.0	0	0
Arizona.....	2	21	10.5	17t	1
Washington State.....	0	0	0.0	0	0
Utah.....	0	0	0.0	0	0
California.....	-----	-----	-----	-----	-----

JAYLON JACKSON

	No	Yds	Avg.	Long	TD
UCLA.....	-----	-----	-----	-----	-----
Nebraska.....	-----	-----	-----	-----	-----
New Hampshire.....	-----	-----	-----	-----	-----
UCLA.....	-----	-----	-----	-----	-----
Arizona State.....	-----	-----	-----	-----	-----
USC.....	2	19	9.5	14	0
Washington.....	-----	-----	-----	-----	-----
Oregon State.....	-----	-----	-----	-----	-----
Arizona.....	6	25	4.2	7	0
Washington State.....	0	0	0.0	0	0
Utah.....	-----	-----	-----	-----	-----
California.....	-----	-----	-----	-----	-----

TRAVON McMillian

	No	Yds	Avg.	Long	TD
Colorado State.....	0	0	0.0	0	0
Nebraska.....	2	5	2.5	9	0
New Hampshire.....	0	0	0.0	0	0
UCLA.....	1	1	1.0	1	0
Arizona State.....	0	0	0.0	0	0
USC.....	2	7	3.5	6	0
Washington.....	2	12	6.0	12	0
Oregon State.....	0	0	0.0	0	0
Arizona.....	2	68	34.0	57t	1
Washington State.....	1	6	6.0	6	0
Utah.....	2	7	3.5	8	0
California.....	-----	-----	-----	-----	-----

JAY MacINTYRE

GAME-BY-GAME INDIVIDUAL CHARTS / DEFENSE

DEFENSIVE

DELRIK ABRAMS, CB

Plays	UT,AT-TT	TFL	PD	3Ds	Other
Colorado State.....	68 6,2-8	1-2	1	1
Nebraska.....	70 6,3-9	0-0	0	0	QH/FF
New Hampshire.....	28 4,0-4	0-0	3	1
UCLA.....	33 2,1-3	0-0	0	0
Arizona State.....	57 3,1-4	0-0	1	1	4DS
USC.....	54 2,0-2	0-0	0	0	TZ/QH
Washington.....	-----	INJ	-----	-----	-----
Oregon State.....	32 5,0-5	0-0	0	1
Arizona.....	43 5,0-5	0-0	1	1
Washington State..	90 2,1-3	0-0	2	1	QBH
Utah.....	-----	-----	-----	-----	-----
California.....	-----	-----	-----	-----	-----

ISRAEL ANTWINE, DE

Plays	UT,AT-TT	TFL	PD	3Ds	Other
Colorado State.....	38 1,0-1	1-1	0	1
Nebraska.....	50 0,1-1	0-0	0	0
New Hampshire.....	23 0,2-2	0-0	0	0
UCLA.....	35 1,0-1	0-0	0	0	QBH
Arizona State.....	38 0,1-1	0-0	0	0
USC.....	30 0,1-1	0-0	0	0
Washington.....	47 0,1-1	0-0	0	0	3-QBH
Oregon State.....	53 1,0-1	0-0	0	0	2-QBH
Arizona.....	38 0,0-0	0-0	0	0	2-QBH
Washington State..	21 1,0-1	0-0	0	0
Utah.....	42 2,1-3	0-0	0	1	QBH
California.....	-----	-----	-----	-----	-----

MEHKI BLACKMON, CB

Plays	UT,AT-TT	TFL	PD	3Ds	Other
Colorado State.....	4 0,0-0	0-0	0	0
Nebraska.....	-----	ST ONLY	-----	-----	-----
New Hampshire.....	5 0,0-0	0-0	1	0
UCLA.....	-----	ST ONLY	-----	-----	-----
Arizona State.....	-----	DNP	-----	-----	-----
USC.....	-----	DNP	-----	-----	-----
Washington.....	-----	DNP	-----	-----	-----
Oregon State.....	-----	DNP	-----	-----	-----
Arizona.....	70 4,0-4	0-0	0	0
Washington State..	30 1,1-2	0-0	1	1
Utah.....	1 0,0-0	0-0	0	0
California.....	-----	-----	-----	-----	-----

RONNIE BLACKMON, CB

Plays	UT,AT-TT	TFL	PD	3Ds	Other
Colorado State.....	17 1,0-1	0-0	1	0
Nebraska.....	12 1,0-1	0-0	0	0
New Hampshire.....	14 0,1-1	0-0	0	1
UCLA.....	27 0,0-0	0-0	0	1	QBH
Arizona State.....	4 0,0-0	0-0	0	0
USC.....	10 0,1-1	0-0	0	0
Washington.....	-----	ST ONLY	-----	-----	-----
Oregon State.....	5 0,0-0	0-0	0	0
Arizona.....	-----	ST ONLY	-----	-----	-----
Washington State..	1 0,0-0	0-0	0	0
Utah.....	-----	ST ONLY	-----	-----	-----
California.....	-----	-----	-----	-----	-----

JACOB CALLIER, OLB

Plays	UT,AT-TT	TFL	PD	3Ds	Other
Colorado State.....	23 1,1-2	0-0	0	1	2-QBH
Nebraska.....	13 1,0-1	0-0	0	0
New Hampshire.....	19 2,0-2	1-9	0	1	QBS
UCLA.....	25 1,0-1	0-0	0	0	QBH
Arizona State.....	-----	INJ	-----	-----	-----
USC.....	-----	INJ	-----	-----	-----
Washington.....	-----	INJ	-----	-----	-----
Oregon State.....	-----	INJ	-----	-----	-----
Arizona.....	-----	INJ	-----	-----	-----
Washington State..	-----	INJ	-----	-----	-----
Utah.....	-----	-----	-----	-----	-----
California.....	-----	-----	-----	-----	-----

JAVIER EDWARDS, DT

Plays	UT,AT-TT	TFL	PD	3Ds	Other
Colorado State.....	35 1,0-1	0-0	0	0	QBH
Nebraska.....	53 4,2-6	0-0	0	0
New Hampshire.....	17 4,0-4	1-6	0	0	QBS
UCLA.....	28 3,1-4	1-2	0	0	QBH
Arizona State.....	39 1,2-3	0-0	0	0	2-TZ
USC.....	46 2,1-3	0-0	0	0
Washington.....	47 2,1-3	0-0	0	0	2-TZ
Oregon State.....	45 2,0-2	0-0	0	0	TZ
Arizona.....	55 0,0-0	0-0	0	0	QBH
Washington State..	49 0,0-0	0-0	0	0
Utah.....	54 1,2-3	0-0	0	0
California.....	-----	-----	-----	-----	-----

NU'UMOTU FALO, OLB

Plays	UT,AT-TT	TFL	PD	3Ds	Other
Colorado State.....	22 0,1-1	0-0	0	1	QBH
Nebraska.....	-----	ST ONLY	-----	-----	-----
New Hampshire.....	8 1,0-1	0-0	0	0
UCLA.....	1 0,0-0	0-0	0	0
Arizona State.....	3 0,0-0	0-0	0	0
USC.....	-----	ST ONLY	-----	-----	-----
Washington.....	1 0,0-0	0-0	0	0
Oregon State.....	-----	ST ONLY	-----	-----	-----
Arizona.....	1 0,0-0	0-0	0	0
Washington State..	-----	ST ONLY	-----	-----	-----
Utah.....	2 1,0-1	1-3	0	0
California.....	-----	-----	-----	-----	-----

NICK FISHER, CB

Plays	UT,AT-TT	TFL	PD	3Ds	Other
Colorado State.....	57 2,2-4	0-0	0	0
Nebraska.....	83 5,0-5	0-0	0	0	TZ
New Hampshire.....	63 2,0-2	0-0	0	1
UCLA.....	63 7,0-7	0-0	0	3	QBH
Arizona State.....	57 1,1-2	0-0	0	0
USC.....	61 3,1-4	0-0	0	0	TZ
Washington.....	65 2,0-2	0-0	0	0	INT
Oregon State.....	100 2,1-3	0-0	0	0
Arizona.....	70 1,1-2	0-0	0	0
Washington State..	94 7,0-7	0-0	1	0
Utah.....	69 1,1-2	0-0	1	0
California.....	-----	-----	-----	-----	-----

JASE FRANKE, DE/DT

Plays	UT,AT-TT	TFL	PD	3Ds	Other
Colorado State.....	24 3,1-4	1-3	0	2	QBS
Nebraska.....	14 0,0-0	0-0	0	0
New Hampshire.....	37 3,1-4	1-3	1	0	2-TZ
UCLA.....	17 0,0-0	0-0	0	0
Arizona State.....	13 3,1-4	1-3	0	1	QBS
USC.....	2 0,0-0	0-0	0	0
Washington.....	-----	INJ	-----	-----	-----
Oregon State.....	-----	INJ	-----	-----	-----
Arizona.....	-----	INJ	-----	-----	-----
Washington State..	-----	INJ	-----	-----	-----
Utah.....	-----	-----	-----	-----	-----
California.....	-----	-----	-----	-----	-----

RICK GAMBOA, ILB

Plays	UT,AT-TT	TFL	PD	3Ds	Other
Colorado State.....	62 3,4-7	0-0	0	0	QCD
Nebraska.....	83 5,8-13	0-0	0	1	FF/TZ
New Hampshire.....	41 3,1-4	0-0	0	3	INT
UCLA.....	60 3,3-6	0-0	2	0
Arizona State.....	57 1,5-6	0-0	0	0	TZ
USC.....	61 3,5-8	0-0	0	1
Washington.....	65 2,2-4	0-0	0	1	TZ
Oregon State.....	100 4,5-9	0-0	1	1
Arizona.....	70 5,4-9	0-0	0	0	FF/TZ
Washington State..	90 6,7-13	0-0	0	0	TZ
Utah.....	70 4,6-10	1-2	1	1	2-TZ
California.....	-----	-----	-----	-----	-----

MUSTAFA JOHNSON, DE

Plays	UT,AT-TT	TFL	PD	3Ds	Other
Colorado State.....	58 6,0-6	2-5	1	2	QBS/CI
Nebraska.....	56 7,3-10	3-15	0	2	2QS/FR
New Hampshire.....	25 6,1-7	2-6	0	0	QBS/H
UCLA.....	39 3,1-4	1-2	0	0	QBH
Arizona State.....	46 8,2-10	3-11	0	1	QBS
USC.....	56 5,2-7	2-18	0	1	QBS
Washington.....	57 1,2-3	0-0	0	0
Oregon State.....	79 8,1-9	2-6	0	2	2-QBS
Arizona.....	59 0,2-2	0-0	0	0	2-QBH
Washington State..	79 2,2-4	0-0	0	0	5-QBH
Utah.....	63 3,1-4	2-4	0	0
California.....	-----	-----	-----	-----	-----

NATE LANDMAN, ILB

Plays	UT,AT-TT	TFL	PD	3Ds	Other
Colorado State.....	53 4,10-14	1-1	1	2	INT/TZ
Nebraska.....	74 7,7-14	2-2	0	3	INT/FF
New Hampshire.....	36 4,2-6	3-9	0	0	QBS
UCLA.....	39 4,5-9	0-0	0	0
Arizona State.....	24 1,4-5	0-0	0	0
USC.....	50 5,6-11	1-1	0	0	QBH
Washington.....	58 6,6-12	1-4	0	0	FF/TZ
Oregon State.....	82 10,3-13	4-24	1	1	2-QBS
Arizona.....	60 6,4-10	0-0	0	0	FR/TZ
Washington State..	24 1,2-3	0-0	0	0	TZ
Utah.....	68 11,8-19	1-6	0	2	2-TZ
California.....	-----	-----	-----	-----	-----

TERRANCE LANG, DE

Plays	UT,AT-TT	TFL	PD	3Ds	Other
Colorado State.....	22 1,0-1	0-0	0	2	QBH
Nebraska.....	19 1,0-1	0-0	1	0	CI
New Hampshire.....	32 0,1-1	0-0	0	0	QBH
UCLA.....	22 0,0-0	0-0	0	0	QBH
Arizona State.....	10 1,0-1	0-0	0	0
USC.....	8 2,1-3	0-0	0	1
Washington.....	-----	DNP	-----	-----	-----
Oregon State.....	49 3,0-3	1-5	1	0	QBS
Arizona.....	31 1,0-1	1-2	0	1
Washington State..	47 0,0-0	0-0	0	0	2-QBH
Utah.....	6 0,0-0	0-0	0	0
California.....	-----	-----	-----	-----	-----

DREW LEWIS, OLB/ILB

Plays	UT,AT-TT	TFL	PD	3Ds	Other
Colorado State.....	49 0,2-2	0-0	2	0
Nebraska.....	68 5,2-7	1-1	0	1	2-QBH
New Hampshire.....	50 2,0-2	0-0	0	1	QBH
UCLA.....	49 7,1-8	3-18	1	3	QBH
Arizona State.....	49 5,2-7	0-0	0	1	2-TZ
USC.....	43 1,0-1	0-0	0	0	INT
Washington.....	48 2,0-2	0-0	0	0
Oregon State.....	94 3,0-3	0-0	0	0
Arizona.....	64 8,2-10	1-7	0	0	TZ/QH
Washington State..	81 6,11-17	0-0	1	1
Utah.....	20 1,0-1	0-0	0	0
California.....	-----	-----	-----	-----	-----

AARON MADDOX, S

Plays	UT,AT-TT	TFL	PD	3Ds	Other
Colorado State.....	12 1,0-1	0-0	0	0
Nebraska.....	-----	ST ONLY	-----	-----	-----
New Hampshire.....	9 1,0-1	0-0	0	0
UCLA.....	-----	ST ONLY	-----	-----	-----
Arizona State.....	-----	ST ONLY	-----	-----	-----
USC.....	-----	ST ONLY	-----	-----	-----
Washington.....	-----	ST ONLY	-----	-----	-----
Oregon State.....	4 0,0-0	0-0	0	0
Arizona.....	8 1,0-1	0-0	0	1	QBH
Washington State..	55 11,1-12	1-1	0	1	TZ
Utah.....	11 0,0-0	0-0	0	0
California.....	-----	-----	-----	-----	-----

CHRIS MULUMBA, DE

Plays	UT,AT-TT	TFL	PD	3Ds	Other
Colorado State.....	9 3,1-4	1-7	0	1	QBS
Nebraska.....	28 3,0-3	0-0	0	0
New Hampshire.....	12 0,0-0	0-0	0	0
UCLA.....	15 3,0-3	0-0	0	0
Arizona State.....	11 0,1-1	0-0	0	0
USC.....	16 2,0-2	0-0	0	0
Washington.....	26 1,0-1	0-0	0	0
Oregon State.....	26 0,2-2	0-0	0	0
Arizona.....	22 1,0-1	0-0	0	0	TZ
Washington State..	56 2,1-3	0-0	0	0
Utah.....	30 0,2-2	0-0	0	0
California.....	-----	-----	-----	-----	-----

DERRION RAKESTRAW, S

	Plays	UT,AT-T	TFL	PD	3Ds	Other
Colorado State	11	1,0-1	1-7	1	1
Nebraska	1	0,0-0	0-0	0	0
New Hampshire.....	7	0,0-0	0-0	0	0
UCLA	-----	-----	ST ONLY	-----	-----	-----
Arizona State	-----	-----	ST ONLY	-----	-----	-----
USC	-----	-----	ST ONLY	-----	-----	-----
Washington	-----	-----	ST ONLY	-----	-----	-----
Oregon State	33	1,1-2	0-0	0	1	QBH
Arizona	64	6,1-7	0-0	0	1	INT/TZ
Washington State..	94	2,2-4	0-0	1	1
Utah	52	4,1-5	0-0	0	0	QBH
California	-----	-----	-----	-----	-----	-----

DRIVE ENGINEERING															Points		Pts./		Quarterback		**Directing Offense			
Quarterback	Drives Started	Drives Ended By:-----										Yielded	Drive	Drive Efficiency*		Plays	Yards	Avg.	3 & Out					
STEVEN MONTEZ.....	130	36	10	5	54	9	10	0	5	1	280	2.15	35.4%	40.8%	713	4069	5.71	40						
SAM NOYER	10	1	1	0	5	1	2	0	0	0	10	1.00	20.0%	20.0%	52	231	4.44	4						
TYLER LYTLE.....	5	0	0	0	0	2	2	0	2	0	0	0.00	0.0%	0.0%	20	110	5.50	1						
COLORADO	145	37	11	5	59	12	14	0	7	(1)	290	2.00	33.1%	38.4%	785	4410	5.62	45						
OPPONENTS.....	147	33	17	4	58	10	14	0	11	(0)	280	1.90	34.0%	39.7%	798	4363	5.47	35						

Lytle's drives ended by count exceeds number started due to replacing Montez on a fourth quarter drive versus Utah.

*—second number is the percentage the QB has put his team in position to score, allowing for missed field goals, minus drives ended by the clock and if replaced.

**—excludes kneel-downs, spiked passes and fake/muffed punt plays when not actually directing offense: Montez 5-(-6), Noyer 0-(-0), Lytle 6-(-11); Opponents 9-(-11).

KICKOFF ANALYSIS															YARDAGE SUMMARY														
Kicker	No.		Total		Ret.	Yards	(Avg.)	FC	MF	NA	TB	(EZ+)	In20/25	OB	OnS	SQB	Opp.	OSY	Ret.	ASY	Ret.	Team	Plays	20+	10+	5+	1-4	0	Neg.
D. PRICE	56	18	3915	69.9	4	0	0	34	(19)	7	7	11	0	(2)	(3)	1365	O	24	379	O	21	Colorado	796	51	151	303	212	173	108
OPPONENTS	60	19	4204	70.1	1	0	0	39	(35)	7	7	10	1	(0)	(0)	1477	O	24	467	O	25	Opponent	807	45	169	326	196	206	79

ONSIDE KICKS: Colorado 1-2, Opponents 0-0. KICKOFF KEY: MF—muffed; FC—fair catch; NA—no attempt at a return; EZ+—through or over end zone; OSY—Opponent Starting Yardline;

ASY—Average Starting Yardline; Ret—averages using returned kicks only. Onsides (OnS), short squibs (SQB) and free kicks are omitted in figuring the above; out-of-bounds are not;

returns may not add to team totals due to those credited on on-side kicks; free kicks following safeties NOT included. FREE KICKS (Punt Style): Colorado 0, Opponents 0.

FIRST DOWN TENDENCIES	Rushing-----			*Passing-----			OVERALL-----			Times Gained-----						Miscellany-----					Second Half		
	Plays	Yards	Avg.	Plays	Yards	Avg.	Plays	Yards	Avg.	20+	10+	5+	2-	0	Neg.	TD	QBS	T	FD	2-&10+	Att.	Yards	Avg.
COLORADO	187	904	4.8	153	943	6.2	340	1847	5.43	18	55	122	151	56	44	12	9	3	52	96	162	834	5.1
Opponents	209	936	4.5	141	1011	7.2	350	1947	5.56	17	64	145	162	73	33	12	11	5	64	89	161	1020	6.3

*—kept like the NFL in that quarterback sacks are deducted from passing to present the accurate picture.

YARDS GAINED ANALYSIS															[Third down plays replayed due to penalty but yards awarded: Colorado 0, Opponents 1.]														
Team	1st Down			2nd Down			3rd Down			4th Down			Season			*By Quarter				Opp. Territory			Breakdown						
	Att.	Yards	Avg.	Att.	Yards	Avg.	Att.	Yards	Avg.	Att.	Yards	Avg.	Att.	Yards	Avg.	1st	2nd	3rd	4th	Att.	Yards	Avg.	+	0	-				
COLORADO	340	1847	5.4	270	1516	5.6	164	942	5.7	22	88	4.0	796	4393	5.52	1057	1043	1287	988	324	1432	4.4	515	173	108				
Opponents	350	1947	5.6	267	1539	5.8	171	777	4.5	19	89	4.7	807	4352	5.39	1030	1214	1230	848	333	1590	4.8	522	206	79				
* —Overtime Yards: Colorado 18, Opponent 30. Drives In Opponent Territory (minus those with 50+scores): Colorado 79/140 (56.4%, 18.1 yards per drive); Opponent 72/143 (50.3%, 22.1 ypd)																													

*—Overtime Yards: Colorado 18, Opponent 30. Drives In Opponent Territory (minus those with 50+ scores): Colorado 79/140 (56.4%, 18.1 yards per drive); Opponent 72/143 (50.3%, 22.1 ypd)

THIRD DOWN EFFICIENCY ANALYSIS														[4th-&1: Colorado 0-2 (0-2 rush, 0-0 pass), Opponents 1-1 (1-1 rush, 0-0 pass)]						
Team	3rd Down and—													Second						
	1	2	3	4	5	6	7	8	9	10	11-14	15-19	20+	RUSH	PASS	QBS	Half/OT	TOTAL	PCT.	
COLORADO	10-15	5- 7	2- 8	9-16	5-15	6-12	4-13	4-19	2- 5	2-14	4-22	4-14	0- 4	23-58	34-106	12	33-95	57-164	34.8	
Opponents	16-18	4-10	4- 7	8-19	5-13	7-17	5-12	4-15	3-10	6-23	2-10	3-13	0- 3	33-60	34-110	10	29-80	67-170	39.4	
AVERAGE YARDS TO GO: Colorado 7.8 (164/1275); Opponents 7.4 (170/1251). SECOND DOWN EFFICIENCY: Colorado 94-270 (34.8%; 1-4 yds: 36-59); Opponent 79-267 (29.6; 1-4 yds: 36-62)																				

AVERAGE YARDS TO GO: Colorado 7.8 (164/1275); Opponents 7.4 (170/1251). SECOND DOWN EFFICIENCY: Colorado 94-270 (34.8%; 1-4 yds: 36-59); Opponent 79-267 (29.6; 1-4 yds: 36-62).

TURNOVER ANALYSIS																													
Team	Opp/CU		Own Territory										Opponent Territory										By Quarter					Last 2 Min./OT**	
	TO	PTS	(TD,FG)	Pct.(Pts.)	EZ/G-10	11-20	21-30	31-40	41-50	49-40	39-30	29-20	19-10	9-G/EZ	=	Total	(TD*)	1st	2nd	3rd	4th	OT	1st-H	2nd-H					
COLORADO	14	44	(5,3)	15.0 (294)	1	1	0	4	0	0	3	1	1	3	=	14	(2)	2	3	3	6	0	1	(0)	0	(0)			
Opponents	15	45	(6,1)	14.8 (304)	1	1	2	3	2	2	2	0	1	1	=	15	(2)	6	4	0	5	0	1	(0)	0	(0)			
First Play After Gaining TO: Colorado 12-83, 6.9 avg., 23 long, 0 TD (4-9 rush/8-8-0, 74, pass; 1 def, penalty), 2 Ret, TD; Opponent: 12-83, 6.9 avg., 61 long, 0 TD (9-7 rush/3-3-0, 76 pass), 2 Ret TD.																													
*—interception or fumble returns for a touchdown; **—number in parenthesis is number of turnovers in last 2-minutes while team is protecting lead or trying to tie or go ahead.																													

First Play After Gaining TO: Colorado 12-83, 6.9 avg., 23 long, 0 TD (4-9 rush/8-8-0, 74, pass; 1 def, penalty), 2 Ret, TD; Opponent: 12-83, 6.9 avg., 61 long, 0 TD (9-7 rush/3-3-0, 76 pass), 2 Ret TD.

*—interception or fumble returns for a touchdown; **—number in parenthesis is number of turnovers in last 2-minutes while team is protecting lead or trying to tie or go ahead.

YARDS LOST DUE TO PENALTIES			GOAL-TO-GO SITUATIONS													
	Colorado	Opponent	Summary-----								GTG Plays-----			1-Yard Line		
Times Penalized After Offensive Gain.....	13	7	Team	Total	TD	FG	FGA	TO	DWN	CLK	ROC	Plays	TDs	Pct.	Plays	TDs
Yards Lost Due To Penalties.....	145	61	COLORADO.....	18	13	4	0	0	1	0	(0)	41	13	31.7	4	3
Touchdowns Cost (Field Goals Cost).....	0 (0)	2 (0)	OPPONENTS.....	17	14	2	0	0	1	0	(0)	39	14	35.9	5	4
First Downs Lost.....	9	4														

EXPANDED PUNTING															Avg.			No.	Return	Avg.		Long	Pct. Not	Net											Inside Own 25-----			Opp. Territory		Adjusted 50 & Out		
Player	Punts	Yards	Avg.	Spot	Ret.	Yards	Return	Return	Returned	Avg.	In20 / 15 / 10 / 5	TB	FC	60+	No.	Yds.	Avg.	No.-Yds (In20)	No.	Yds.	Avg.																					
ALEX KINNEY	11	473	43.00	C33	6	13	2.2	3	45.5	41.82	5 / 3 / 1 / 1	0	2	0	3	118	39.3	1-42 (1)	10	431	43.1																					
DAVIS PRICE	48	1842	38.38	C38	12	74	6.2	32	75.0	36.83	20 / 10 / 3 / 1	0	24	0	5	221	44.2	9-284 (8)	39	1558	39.9																					
Downed At The 1-Yardline: Kinney 1.																						Average Spot			yardline where punts average from: Kinney 11/365; Price 48/1811.										Left-footed punts: none.							

Downed At The 1-Yardline: Kinney 1. Average Spot—yardline where punts average from: Kinney 11/365; Price 48/1811. Left-footed punts: none.

AVERAGE STARTING FIELD POSITION			FIRST DOWNS EARNED							FUMBLES	
	Colorado	Opponent	Player	Rush	Pass	Rec.	—	Total	(3/4)	Player	No-Lost
Drives Started	145	147	STEVEN MONTEZ	18	116	0	—	134	(44)	FONTENOT	1-0
Cumulative Starting Yardlines	4310	4112	LAVISKA SHENAUT	7	0	39	—	46	(22)	LEE	1-0
Average Field Position	C30	O28	TRAVON McMILLIAN.....	40	0	3	—	43	(6)	NOYER	1-0
Drives Started In Plus Territory	14	14	K.D. NIXON	0	0	26	—	26	(5)	D. PRICE	1-0
Scores/TD,FG	7/5,2	7/3,4	JUWANN WINFREE.....	0	0	17	—	17	(6)	CENTER EX.	1-0
FGA/Punts/Downs/Clock	1/2/2/0	1/0/1/1	TONY BROWN	0	0	12	—	12	(2)	R. BLACKMON	6-0
Turnovers/Ran Out Clock	2/0	2/2	KYLE EVANS	10	0	2	—	12	(4)	MONTEZ	3-0
Points	41	33	JAY MacINTYRE	0	1	9	—	10	(4)	T. LYTLE	1-1
Drives Started Inside/At Own 20	33 (26/7)	43 (36/7)	KABION ENTO	0	0	7	—	7	(1)	SHENAUT	1-1
Points Scored (TD/FG)	63 (9/0)	65 (8/3)									

SCORING PERCENTAGE INSIDE-THE-20 (Red Zone)															
	Colorado		Opponent												
Times Penetrated Opponent 20	33		34												
Total Scores	28		31												
Touchdowns (Rush/Pass).....	21 (17/4)		20 (11/9)												
Field Goals-Attempts	7-8		11-12												
Turnovers/Downs/Punts/Clock.....	3/1/0/0		1/1/0/0												
Scores From Outside The RZ/TD,FG.....	18/14.4		19/13.6												
Scoring Percentage (TD Pct.)	84.8 (63.6)		91.2 (58.8)												
Total Red Zone Plays/Yards (Avg.).....	90/268 (3.0)		87/264 (3.0)												
Third Down Efficiency.....	10-21/47.4		9-21/42.9												
Fourth Down Efficiency.....	2-4/50.0		2-3/66.7												

BEAU BISHARAT	4	0	0	—	4	(1)	McMILLIAN	2	—	1
SAM NOYER.....	0	4	0	—	4	(0)	NIXON	2	—	2
ALEX FONTENOT	2	0	0	—	2	(1)	TOTALS	20	—	5
JAYLON JACKSON.....	0	0	2	—	2	(2)				
TYLER LYTLE	0	2	0	—	2	(1)				
DIMITRI STANLEY.....	0	0	2	—	2	(2)				
DANIEL ARIAS	0	0	1	—	1	(0)				
CHRIS BOUNDS	0	0	1	—	1	(0)				
BRADY RUSSELL.....	0	0	1	—	1	(0)				

MISCELLANEOUS				Colorado		Opponent	

*Ran Out Clock Not Trying To Score

(*—not included in total counts or plays above; the 20 IS NOT in the Red Zone)

MISCELLANEOUS	Colorado	Opponent
Points Scored Last 2 Minutes (Total/1st, 2nd)	26/17.9	28/25.3