



UNIVERSITY OF COLORADO BUFFALOES / SPORTS INFORMATION SERVICE

www.CUBuffs.com

2150 Stadium Drive (574 Champions Center), 357 UCB, Boulder, CO 80309-0357

© 2018 CU Athletics

Telephone 303/492-5626 (FAX: 303/492-3811; E-mail (FB contacts): david.plati@colorado.edu; curtis.snyder@colorado.edu)

David Plati (Associate AD/SID), Curtis Snyder (Assistant AD), Troy Andre (Associate SID/CUBuffs.com M.E.), Linda Sprouse (Associate SID), Seth Pringle (Assistant SID), Shaun Wicen (Assistant SID), Neill Woelk (Contributing Editor/CUBuffs.com), Tommy Henderson (Grad Asst.), Rosie Jeffery (Grad. Asst.)

GAME 1

2018 COLORADO BUFFALO FOOTBALL WEEKLY RELEASE, NOTES & STATISTICS

COLORADO BUFFALOES VS. COLORADO STATE RAMS

BUFFS, RAMS MEET AGAIN IN DENVER IN ANNUAL ROCKY MOUNTAIN SHOWDOWN

FRIDAY, AUGUST 31, 2018 • 7:34 p.m. MDT • Broncos Stadium at Mile High (76,125) • Denver, Colo.

RELEASE NUMBER 1 (August 27, 2018)

CBS-SN (National) | KOA-RADIO | CUBUFFS.COM (Live Stats)

BUFFALO BITS ...

The **Colorado Buffaloes** (5-7, 2-7 Pac-12 in 2017) The Colorado Buffaloes will open their **129th** season of intercollegiate football on Friday, August 1, at Broncos Stadium at Mile High, squaring off against the in-state rival **Colorado State Rams** (0-1, 0-1 Mountain West in '18) in the **Rocky Mountain Showdown** ... The game, the 90th meeting between the two schools approximately 40 miles apart as the proverbial crow flies, will kickoff at 7:34 p.m. mountain and will be televised nationally by the CBS Sports Network (if the previous game, Syracuse at Western Michigan, appears to be running long, kickoff could move back five minutes) ... It's the third straight year the Buffs and Rams will open on a Friday night in Denver ... It will be the **34th** time over the last **35** seasons that a CU season opener will be on some kind of local, regional or national television (the lone exception came in 2006 against Montana State, though that game was webcast) ... The Buffaloes lead the series with the Rams by a **65-22-2** count, which includes an **11-6** edge in games played in Denver (all but three of the games dating back to 1998 have been played in Denver, which will host one more in the series next year before the 2020 game will be played in Fort Collins) ... CU has won **nine** straight non-conference games in the state ... This will be the eighth game in the month of August for the Buffaloes, who own a **3-3-1** record in the month (0-1 under MacIntyre, a 31-17 loss to Colorado State in 2014); CU is **2-2** against the Rams in

August (your annual historical tidbit: August, then known as Sextilis in Latin as the sixth month of the year, was originally **29** days in length; Julius Caesar added two days when he created the Julian calendar in **46 BC**, creating its modern length of **31** days (in **8 BC**, the month's name was changed to August).

Otherwise, this year's game would have fallen on Sept. 2 ... CSU opened its season last Saturday at home against Hawaii, falling 43-34 to the Warriors (the teams combined for 1,270 yards) ... CU's 2018 opponents were a collective **83-72** a year ago (FBS teams **74-67**) ... CU opens with four of its first five games in the state of Colorado for the second straight year; it's fairly common for the Buffs, as since 1978 when they started the year with five straight home games, it'll be the 18th time CU leaves the state just once in the first five games ... Colorado enters 2018 with an all-time record of **700-501-36** (a **.580** winning percentage), as the Buffaloes are 25th on the all-time win list and is 36th in all-time winning percentage ... **CUBuffs.com/media** is all things Buff, including our on-line media guide and live stats. **DEPTH CHART ON PAGE 57; ROSTERS ON PAGES 58-60**



CU-CSU (CBS-SN/National): Carter Blackburn (play-by-play) / Aaron Taylor (color) / John Schriffen (sideline reporter) / Scott Brandwein (producer)

STAT OF THE WEEK

Colorado will play its 42nd game in an NFL Stadium, the 24th in a current facility, when it opens against CSU at **Broncos Stadium at Mile High**; the Buffaloes own a **19-21-1** record in such venues, and **13-10** in current stadiums, most games of which have been at Mile High versus CSU (**11-6**).

OBSCURER NOTE OF THE WEEK

Friday Night Lights. The Buffaloes will play on three Friday nights this fall, once at home (against UCLA on Sept. 28), once on the road (at Arizona on Nov. 2) and once at a neutral site (the season opener on Aug. 31 against Colorado State in Denver). It will mark the first time in 129 seasons that the Buffaloes will play three regular season games on a Friday; it's just the second time the Buffs will have as many as three non-Saturday games in the same regular season as well: in 2009, the Buffs play two on a Thursday, two on a Friday and one on a Sunday.

2018 COLORADO SCHEDULE & RESULTS (0-0, 0-0 Pac-12)

Date	CU*	Opponent	Opp*	TV	Result/Time	2017 Record	Series	This-N-That or '17 rewind
Aug. 31	NR	Colorado State (N; Denver)	NR	CBS-SN	7:34 p.m.	7-6	65-22-2	Buffs up 17-0 early to win third straight in series (teams play scoreless 2nd half)
Sept. 8		at Nebraska		ABC	1:30 p.m.	4-8	18-49-2	First meeting between former Big 7/8/12 rivals since 2010
SEPT. 15		NEW HAMPSHIRE		PAC12MT	3:00 p.m.	9-5	0- 0-0	UNH furthest east opponent in CU history; two have been longtime skiing rivals
SEPT. 28	+	UCLA (N)		FS-1	7:00 p.m.	6-7	3-10-0	Fourth straight tight game between the two (the four decided by 21 points)
OCT. 6	+	ARIZONA STATE (FW)		TBA	TBA	7-6	1- 8-0	Buffs led for most of the game (nearly 48 minutes), only to see ASU rally late
Oct. 13	+	Southern California		TBA	TBA	11-3	0-12-0	Last two games: first half, USC 34-0; second half, CU 41-25 as Trojans prevail
Oct. 20	+	at Washington		TBA	TBA	10-3	5-11-1	Game plays out eerily similar to '16 Pac-12 title game, as UW pulls away in 3rd Q
OCT. 27	+	OREGON STATE (HC)		TBA	TBA	1-11	5- 5-0	Montez leads 9-play, 82-yard drive for winning score with 1:34 remaining
Nov. 2	+	at Arizona (N)		FS-1	8:30 p.m.	7-6	14- 6-0	Teams combine for 713 rush yards, record 608 by two players (Lindsay: 281)
NOV. 10	+	WASHINGTON STATE (N)		TBA	TBA	9-4	6- 5-0	Buffs shutout for first time since 2012 (60 games); Lindsay goes over 1K rushing
NOV. 17	+	UTAH		TBA	TBA	7-6	32-29-3	Utes take 5-2 lead since both join Pac-12; first 6 games were decided by 32 points
Nov. 24	+	at California		TBA	TBA	5-7	4- 5-0	CU wins in romp, 44-28 in '17; first season finale in 8 seasons that isn't vs. Utah
Nov. 30		Pac-12 Championship Game		FOX	6:00 p.m.			at Levi's Stadium, Santa Clara, Calif.

(KEY: *—AP rank at time of game; +—Pac-12 Conference game; N—Night game; HC—Homecoming; FW—Family Weekend. All times mountain)



COLORADO MEDIA SERVICES

Head coach **Mike MacIntyre** holds a **Tuesday press luncheon**, located in the Champions Center (third floor, room 319). All will start at 11:30 a.m. with lunch, followed by MacIntyre promptly at Noon and select players before and/or afterwards depending on class conflicts. This year's dates: **Aug. 28; Sept. 4-11-25; Oct. 2-9-16-23-30; Nov. 6-13-20-27; Dec. 4-TBA** (bowl). The **press conference portions are streamed live** on www.CUBuffs.com (in the BuffsTV area); press conferences on CUBuffs.com do not require access codes. (**TV Pool Assignments for 2018:** KCNC will coordinate all CU press luncheons).

MacIntyre can be heard Tuesdays (Aug. 28-Nov. 20) on the **Pac-12 Teleconference Call** at **11:35 a.m. MT**, with a taped replay available after 4 p.m. MT those afternoons. All 12 coaches participate; for access numbers to the conference call and the replay, e-mail David Plati (david.plati@colorado.edu) with audio files available at www.pac-12.com.

Video highlights of CU games are available through the Pac-12 Network Assignment Desk (assignment@pac-12.org). However, there are usage restrictions; contact **Duane Lindberg** to coordinate your needs (dlindberg@pac-12.org).

The **Pac-12 Networks** are available nationwide through many platforms; check with local cable or satellite subscribers for more info. Comcast and Time Warner carry the Network in Colorado and DISH Network is the league's satellite provider. In the Boulder-Denver area: Comcast 430 & 431 (840 HD); Pac-12 DISH channels include 406 and 413 (along with 5453 and 5454 in its auxiliary area).

The **Colorado locker room** (home and road) is closed after games; following the customary 10-minute cooling off period, players will be available (a list will be solicited immediately following the game; no cutoff to request players).

Colorado's **football practices** are generally closed (to the media and public), but have a 25-30 minute window open for any media photography/video needs (follow parameters listed in CU's media policies). Thursday & Friday practices are entirely closed (except to network TV).

This year's standard **meeting/practice schedule** (mountain time): **Sunday:** Off; **Monday:** 7:00-9:40 meetings/9:50-10:50 practice; **Tuesday:** 7:45/9:10-10:55; **Wednesday:** 7:30/8:35-10:30; **Thursday:** 8:45/9:55-10:55 practice; **Friday:** 9:00/10:20-11:00 walkthrough (home games), 9:00/9:50-10:30 (road games).

Interviews with Colorado players are allowed post-practice on Mondays, Tuesdays and Wednesdays. Phone interviews with media are allowed all three days in all time slots. Interviews on Sundays are at the discretion of the player, as it being the standard player day off, CU can't arrange due to NCAA rules.

Collegepressbox.com is the official media website for Division I football. Access and download weekly game notes, quotes, statistics, media guides, headshots, logos and more. Login information will be distributed to accredited media or you can apply for a password at www.collegepressbox.com/password.

collegepressbox.com
SINCE 2005 EVERYTHING BUT THE PRE-GAME MEAL

CU On-Line Photo Database. The CU SID office has a photo database that allows media instant access to obtain photos CU coaches and athletes. For a login and password, simply log on to www.cubuffs.com/photodatabase. Registration can also be found at www.cubuffs.com/media by clicking on "Enter Media Center."

The Pac-12 Mountain Network is the television home of the Buffaloes; it produces a variety of programming featuring all 12 member institutions.

THE BUFFS ON THE INTERNET

The official CU site on the Internet can be found at www.CUBuffs.com, which has the most up-to-date information, releases, game notes, press conference broadcasts (free), articles by former *Boulder Camera* sportswriter Neill Woelk and podcasts/video by the voice of the Buffs, Mark Johnson. Go to www.CUBuffs.com, click on Multimedia and then click on Football Media Center (second column under For The Media). It will link you to everything you'll need to know about CU football. Breaking news with the program will be found here first every time and delivered in full without third-party editing of what they might deem unessential.

Stats. A live in-game stats link is available for media only in the press box.

Audio. CU football can be heard (free) on the Internet at either CUBuffs.com or KOA-Radio (or its sister station, KDSP/AM760). Links: www.CUBuffs.com, www.850koa.com, www.am760.net.

BuffsTV. Through the Pac-12, "BuffsTV" offers the opportunity to listen and/or watch live game action along with weekly features; find it here: <https://cubuffs.com/watch/?Live=2204&type=Live>.

THE BUFFS ON THE AIRWAYS

KOA-Radio in Denver (850 AM & 94.1 FM; KDSP 760 AM when conflicts) originates the CU Football Network, with **Mark Johnson** in his 15th year as the play-by-play voice of the Buffs. **Former CU head coach Gary Barnett** (analysis) is in his third full season on the broadcasts. Sideline duties will be handled by **Andy Lindahl** (home games), **Bobby Pesavento** (road games) and **Mike Pritchard** (CSU); Cal is TBA. Cities on the network in addition to KOA: Aspen (KNFO/106.1FM, which serves Redstone, 105.7FM, Roaring Fork, 94.3FM, Thomasville, 96.3FM and Vail, 105.5FM), Buena Vista (KBVC, 104.1FM), Glenwood Springs (KTMS/96.1FM & 99.1FM), Fort Morgan (KRFD/100.1FM), Grand Junction (KTMM/1340AM), Rifle (KNAM/1490 AM) and Steamboat Springs (KTYV/98.9FM). KOA has been the home to CU football for 74 of the last 77 years. *Both stations will stream the game live on the Internet.*

The **CU Coaches Radio Show** originates from Fate Brewery (1600 38th St., Boulder) Thursdays from 12:30-1:30 p.m. (Aug. 30-Nov. 20); Johnson and Barnett host (the show will be taped and air later that day on KOA, or AM760 if a conflict with Rockies baseball, between 7-8 p.m.). The show will be taped and air earlier in the week for the Cal (Nov. 24) game.

Satellite Radio: Sirius-XM is the satellite home of the Buffs; the CU-CSU game (KOA broadcast) will be on **Sirius Channel 78** and **XM 198 (Internet 960)**.

PRONUNCIATION GUIDE

Coaches/Staff

ShaDON Brown (shuh-don)
Darrin CHIAVERINI (shiv-ah-ree-knee)
KWAHN Drake (kwon)
Darian HAGAN (hay-gun)

Players

95 Israel **ANTWINE** (ann-twon)
5 Daniel **ARIAS** (air-e-us)
35 Beau **BISHARAT** (bish-er-rot)
18 **MEHKI** Blackmon (meh-key)
23 **JAREK BROUSSARD** (jerek brew-sard)
44 Jacob **CALLIER** (coll-yee-A)
6 Curtis **CHIAVERINI** (shiv-ah-ree-knee)
33 **JAVIER** Edwards (ha-vee-air)
17 **KABION ENTO** (kay-be-on / N-toe)
42 **NU'UMOTU FALO** (new-ooh-mow-too follow)
76 Frank **FILIP** (phillip)
96 **MELEKIOLA FINAU** (mel-E-key-ola fee-now)
56 **JASE FRANKE** (rhymes w/case; frank-E)
8 Alex **FONTENOT** (font-en-know)
64 Aaron **HAIGLER** (Hague-ler)
12 **HASAAH HYPOLITE** (ha-sahn hippo-light)
29 **URYAN** Hudson (you-ryan)
34 **MUSTAFA** Johnson (muh-stoff-uh)
36 **AKIL** Jones (ah-keel)
52 Joshua **JYNES** (rhymes with nines)
75 Josh **KAISER** (ky-zer)
56 Tim **LYNOTT** (lynn-knot)
74 Chance **LYTLE** (lie-tull; hard T)
7 Tyler **LYTLE** (lie-dull; soft T)
34 **TRAVON McMILLIAN** (tray-von mick-mill-en)
16 Chris **MULUMBA** (muh-lum-buh)
4 Sam **NOYER** (noy-er)
85 Jared **POPLAWSKI** (pop-u-law-ski)
65 Colby **PURSELL** (per-sell)
3 Derrion **RAKESTRAW** (rake-straw)
54 **KANAN** Ray (kay-nin)
90 **TERRIEK** Roberts (terr-reek)
99 Jalen **SAMI** (sammy)
39 **JAISEN** Sanchez (jy-son, as in tyson)
2 **LAVISKA SHENAU** (lu-visk-uh shuh-nault)
48 James **STEFANOU** (steff-ah-know)
5 **DAVION** Taylor (day-vee-on)
10 Alex **TCHANGHAM** (chang-um)
55 Brett **TONZ** (rhymes with bronze)
21 Kyle **TREGO** (tree-go)
72 Lyle **TUULOMA** (two-E-loma)
8 Trey **UDOFFIA** (U-doe-fee-ah)
31 Jonathan Van **DIEST** (rhymes w/east)
4 **DANTE WIGLEY** (don-tay wig-lee)
9 **JUWANN** Winfree (juh-juan)

ROSTER CHANGES/DUPE I.D.'s

Number Changes: None at present.

DUPE NUMBERS: Those who appear below are in dupe numbers where both likely see action (jerseys do have name tags). Skin tone key to help identify if on special teams: **A**—African-American, **C**—Caucasian, **H**—Hispanic; **P**—Polynesian or Pacific Islander:

Offense/Specialist

1 Lee, WR (A)
2 Shenault, WR (A)
3 Nixon, WR (A)
5 Arias, WR (A)
6 Chiaverini, WR (C)
8 Fontenot, TB (A)
9 Winfree, WR (A)
10 Jackson, WR (A)
14 MacIntyre, WR (C)
17 Goldin, QB/H (C)
21 Evans, TB (A)
33 Sanders, TB (C)
44 Bounds, TE (C)
56 Lynott Jr., OL (C)

Defense/Specialist

1 Abrams, CB (A)
2 Blackmon, CB (A)
3 Rakestraw, S (A)
5 Taylor, OLB (A)
6 Worthington, S (A)
8 Udoffia, CB (A)
9 Maddox, S (A)
10 Tchangam, OLB (A)
14 Miller, CB (A)
[17 Ento, WR (A)]
21 Trego, S (C)
33 Edwards, DL (A)
44 Callier, OLB (A)
56 Franke, DL (C)

**GAME-BY-GAME STARTERS (2017)**

Here were CU's starters for the 2017 season (**bold** indicated first career start; **red** indicates graduated or no longer on team):

OFFENSE	WR (X)	WR (Z)	WR (H)	LT	LG	C	RG	RT	TE	QB	TB
Colorado State	Bobo	Fields	Ross	Kaiser	Kough	Huckins	Lynott	Haigler	MacIntyre (WR)	Montez	Lindsay
Texas State	Bobo	Fields	Ross	Kaiser	Kough	Huckins	Lynott	Haigler	MacIntyre (WR)	Montez	Lindsay
Northern Colorado	Bobo	Fields	Ross	Irwin	Kough	Lynott	Haigler	Kaiser	MacIntyre (WR)	Montez	Lindsay
Washington	Bobo	Fields	Ross	Irwin	Kough	Lynott	Haigler	Kaiser	Winfree (WR)	Montez	Lindsay
UCLA	Bobo	Fields	Ross	Irwin	Kough	Huckins	Lynott	Haigler	Frazier	Montez	Lindsay
Arizona	Bobo	Fields	Bounds (TE)	Irwin	Kough	Huckins	Lynott	Miller	Frazier	Montez	Lindsay
Oregon State	Bobo	Fields	Ross	Irwin	Kough	Huckins	Lynott	Miller	Frazier	Montez	Lindsay
Washington State	Bobo	Fields	Ross	Irwin	Kough	Huckins	Lynott	Miller	Frazier	Montez	Lindsay
California	Bobo	Fields	Ross	Irwin	Kough	Lynott	Haigler	Miller	MacIntyre (WR)	Montez	Lindsay
Arizona State	Bobo	Fields	Ross	Irwin	Kough	Lynott	Haigler	Kaiser	MacIntyre (WR)	Montez	Lindsay
Southern California	Bobo	Fields	Ross	Irwin	Kough	Huckins	Haigler	Miller	Frazier	Montez	Lindsay
Utah	Bobo	Fields	Ross	Irwin	Kough	Huckins	Haigler	Miller	Bounds	Montez	Lindsay

DEFENSE	OLB	LDE	NT	RDE	OLB	JLB	MLB	LCB	SS	FS	RCB
Colorado State	McCartney	Jackson	Edwards	Mulumba	Hasselbach	Lewis	Gamboa	Oliver	Moeller	Laguda	Udoffia
Texas State	McCartney	Jackson	Edwards	Mulumba	Moeller	Lewis	Gamboa	Oliver	Worthington	Laguda	Udoffia
Northern Colorado	McCartney	Jackson	Edwards	Mulumba	Moeller	Lewis	Gamboa	Oliver	Worthington	Laguda	Udoffia
Washington	McCartney	Jackson	Edwards	Franke	Moeller (N)	Lewis	Gamboa	Oliver	Worthington	Laguda	Udoffia
UCLA	McCartney	Jackson	Tuiloma	Franke	Moeller (N)	Lewis	Gamboa	Oliver	Worthington	Laguda	Udoffia
Arizona	McCartney	Jackson	Edwards	Mulumba	Moeller (N)	Lewis	Gamboa	Oliver	Worthington	Laguda	Wigley
Oregon State	McCartney	Jackson	Franke	Mulumba	Moeller (N)	Lewis	Gamboa	Oliver	Worthington	Laguda	Wigley
Washington State	McCartney	Franke	Tuiloma	Mulumba	Moeller (N)	Lewis	Gamboa	Oliver	Worthington	Laguda	Wigley
California	McCartney	Jackson	Edwards	Mulumba	Moeller (N)	Lewis	Gamboa	Wigley	Worthington	Laguda	Udoffia
Arizona State	McCartney	Jackson	Edwards	Mulumba	Moeller (N)	Lewis	Gamboa	Wigley	Worthington	Laguda	Udoffia
Southern California	McCartney	Jackson	Edwards	Mulumba	Worthington	Lewis	Gamboa	Oliver	Fisher	Laguda	Udoffia
Utah	McCartney	Jackson	Edwards	Mulumba	Worthington	Lewis	Gamboa	Oliver	Fisher	Laguda	Wigley

(N)—Nickel back. **CONSECUTIVE STARTS**—Gamboa 37, Fields 29, Laguda 26, Lindsay 17. **CAREER STARTS**—Fields 46, Gamboa 37, Irwin 36, McCartney 36, Kough 35, Ross 31, Lindsay 30, Moeller 29. **PLAYER PARTICIPATION** (dressed/played): Colorado State 91/54; Texas State 83/61; Northern Colorado 83/60; Washington 76/61; UCLA 70/58; Arizona 75/57; Oregon State 70/57; Washington State 70/57; California 75/56; Arizona State 70/55; Southern California 71/58; Utah 67/53.

INJURY REPORT

The injury report for the Buffs as of August 26 a.m.; the list only contains players out for an extended period of time, those lost for the season and/or updates on those previously announced and discussed by the head coach:

Pos	Player	Injury	Notes	Status/Colorado State
WR	Jaylon Jackson	foot	suffered the injury in practice on August 14; rehabbing	OUT
OL	Isaac Miller	knee	had surgery in 2016 and missed the season, but continually bothered him and missed spring '18.	OUT (MEDICAL)
TE	Jared Poplawski	shoulder	tore his labrum in practice on August 17; had season-ending surgery on August 21	OUT (SEASON)
DL	Jalen Sami	knee	tore his ACL slipping in the snow after spring ball; had season-ending surgery in early May	OUT (SEASON)
S	Jaisen Sanchez	knee	suffered a second tear of an ACL in late July, after recovering from other injuries	OUT (MEDICAL)
ILB	Jacob Stoltzenberg	knee	tore his ACL for a second-time last October and had season-ending surgery; still undergoing rehab	OUT (SEASON)

HIPAA: The players listed above have signed waivers for their injury information to be released/discussed with the media.

OPENING DEPTH CHART NOTES

The Buffs released their season-opening depth chart on August 25, and for the fourth time in Mike MacIntyre's six seasons in Boulder, CU has more underclassmen than upperclassmen. Of the 57 players likely to see immediate action from scrimmage, 27 are underclassmen (including 11 redshirt frosh).

► For the last two years, CU did not start a true freshman in any game over the course of the season; that had not happened since 2005.

YOUTHFUL NUMBERS

The Buffaloes have a lot of youth, so much so that **75** of the **119** players (**64.1** percent) on the roster are underclassmen. Here's where that stands nationally (does not include service academies, who do not redshirt and have extraordinarily large freshmen classes and team sizes):

School	Total	Fr. (True/RS)	Soph.	Team Size	Pct.	School	Total	Fr. (True/RS)	Soph.	Team Size	Pct.
Illinois	78	39 (32/ 7)	39	102	76.5	North Carolina State	75	51 (31/20)	23	112	67.0
Appalachian State	88	50 (32/18)	38	117	75.2	Indiana	77	55 (31/24)	22	116	66.4
Cincinnati	80	52 (35/17)	28	111	72.1	Nebraska	90	62 (38/24)	28	136	66.2
UCLA	76	53 (36/17)	23	106	71.7	Western Kentucky	65	38 (27/11)	27	98	66.3
Wake Forest	77	54 (29/25)	23	108	71.4	Iowa	82	57 (40/17)	25	124	66.1
Virginia	88	62 (44/18)	36	124	71.0	Penn State	80	58 (29/29)	22	122	65.6
Georgia Southern	82	52 (30/22)	30	116	70.7	Nevada	72	41 (29/12)	31	112	64.3
Minnesota	79	60 (33/27)	19	113	69.9	Colorado	75	51 (31/20)	24	119	64.1
UCF	85	57 (33/24)	28	123	69.1	USC	69	42 (25/17)	27	108	63.9
Wisconsin	81	53 (29/24)	28	118	68.6	East Carolina	72	51 (39/12)	21	113	63.7
San Diego State	72	50 (28/22)	22	106	67.9	Missouri	72	45 (31/14)	27	113	63.7
Georgia	87	57 (38/19)	30	129	67.4	Troy	73	46 (24/22)	27	115	63.5



SEASON OPENERS

Colorado is **79-44-5** in 128 season openers, with an 8-5-1 mark at neutral sites (8-5 in Denver, 0-0-1 in Anaheim); CU is 15-7 overall in Denver to open a season when including nine “road” contests between 1890 and 1922). Colorado is 53-20-1 at home and 18-19-3 on the road; CU’s next season opener at home will be in 2021 against Massachusetts, its next season opener on the road will be at Colorado State in 2020. The Buffs have started a season just four times at home since 1997, those coming in 2004, 2005 and 2009 against Colorado State and in 2001 when the Buffs dropped a 24-22 decision to Fresno State in the Jim Thorpe Association Classic. CU was 9-6 in openers as a member of the Big 12 Conference and is 3-4 since joining the Pac-12.

SEASON OPENER BESTS

Individual

Most Rushes: 30, on three occasions (*last: Charlie Davis vs. Cal, 1972*)
Most Rushing Yards: 217, Mike Pritchard vs. Tennessee, 1990
Most Rushing TDs: 4, Bobby Anderson vs. Tulsa, 1969
Most Pass Attempts: 50, Craig Ochs vs. Fresno State, 2001
Most Pass Completions: 33, Connor Wood vs. Colorado State, 2013
Most Passing Yards: 409, Kordell Stewart vs. Colorado State, 1992
Most Passing TDs: 4, Kordell Stewart vs. Colorado State, 1992 and 4, Joel Klatt vs. Colorado State, 2003
Most Receptions: 10, Ed Reinhardt vs. Michigan State, 1984
 10, D.J. Hackett vs. Colorado State, 2003
 10, Paul Richardson vs. Colorado State, 2013
Most Receiving Yards: 222, Walter Stanley vs. Texas Tech, 1981
Most Receiving TDs: 2, on several occasions (*last: Nelson Spruce vs. CSU, 2014*)
Most Total Offense: 430, Kordell Stewart vs. Colorado State, 1992

A QUICK LOOK AT SOME RECORDS IN SEASON OPENERS BY THE BUFFALOES

Most Tackles: 25, Brian Cabral vs. Stanford, 1977

Most Interceptions: 3, Malcolm Miller vs. Kansas, Sept. 24, 1949

Team

Most First Downs: 30, vs. NE Louisiana in 1994

Most Rushes: 79, vs. California in 1975

Most Rushing Yards: 446, vs. Fresno State in 1988

Most Pass Attempts: 51, vs. Fresno State in 2001

Most Pass Completions: 31, vs. Fresno State in 2001

Most Passing Yards: 409, vs. Colorado State in 1992

Most Total Plays: 94, vs. California in 1975

Most Total Offense: 649, vs. NE Louisiana in 1994

Least Total Offense Allowed: 90, by Colorado Mines in 1942

Most Points: 61, vs. Drake in 1954 (61-0)

Most Points Allowed: 56, by UCLA in 1980 (14-56)

SEASON OPENER TRENDS

Here’s a quick look at some team statistical trends over the last 31 Colorado season openers (#—denotes in Denver; %—denotes at Anaheim):

Date	Opponent	Result	Attend.	Rank CU Opp	CU FD	Rushing att yds td	Passing att yds td	Total Off no yds	Opp FD	Rushing att yds td	Passing att yds td	Total Off no yds	TV
Sept. 7, 1985	COLORADO STATE	W 23-10	40,665	—	26	73 358 2	9- 3-0 46 0	82 404	19	22 82 0	41-23-1 208 1	63 290	KCNC (I)
Sept. 6, 1986	COLORADO STATE	L 7-23	45,109	—	14	44 191 1	19- 8-2 113 0	63 304	19	46 129 1	30-15-2 156 0	76 285	KCNC (I)
Sept. 12, 1987	OREGON	L 7-10	40,521	—	19	52 267 1	18- 7-2 87 0	70 354	15	46 102 0	24-16-0 175 1	70 277	KCNC (I)
Sept. 10, 1988	FRESNO STATE	W 45- 3	32,417	—	20	66 446 4	7- 3-0 62 2	73 508	11	27 97 0	33-16-2 80 0	60 177	KCNC (I)
Sept. 4, 1989	TEXAS (N)	W 27- 6	47,269	14	16	55 290 2	13- 7-1 95 1	68 385	14	33 69 0	35-12-0 199 0	68 268	ESPN
Aug. 26, 1990	%—Tennessee	T 31-31	33,485	5 8	18	55 368 3	19- 5-3 68 0	74 436	27	36 135 2	55-33-3 368 2	91 503	NBC
Sept. 7, 1991	WYOMING (N)	W 30-13	52,155	12	17	44 167 3	24-12-0 151 1	68 318	19	35 67 0	41-19-1 198 1	76 265	ESPN
Sept. 5, 1992	COLORADO STATE	W 37-17	52,164	12	22	34 134 0	36-21-1 409 4	70 543	17	45 267 2	23-10-0 115 0	68 382	KCNC (I)
Sept. 4, 1993	TEXAS (N)	W 36-14	52,125	11	27	47 270 1	34-21-0 260 3	81 530	26	39 142 1	49-24-4 366 1	88 508	ESPN
Sept. 3, 1994	NORTHEAST LOUISIANA	W 48-13	48,114	8	30	45 407 6	24-18-1 242 1	69 649	21	37 64 0	37-25-0 255 1	74 319	KCNC (I)
Sept. 2, 1995	at Wisconsin (N)	W 43- 7	79,015	14 21	21	43 229 1	25-18-0 278 3	68 507	18	41 122 1	26-14-2 175 0	67 297	ABC
Aug. 31, 1996	WASHINGTON STATE	W 37-19	51,481	5	23	46 192 1	40-22-1 278 3	86 470	9	21 5 1	33-13-1 163 1	54 168	ABC (r)
Sept. 6, 1997	COLORADO STATE	W 31-21	53,416	8 24	17	31 122 1	28-18-1 223 2	59 345	14	33 70 0	22-14-2 215 3	55 285	FSN (r)
Sept. 5, 1998	#—Colorado State (N)	W 42-14	76,036	—	15	23 157 1	32-21-0 257 3	67 404	19	38 78 1	28-13-0 124 1	66 202	ESPN
Sept. 4, 1999	#—Colorado State (N)	L 14-41	73,438	14	23	36 82 0	49-30-4 291 2	85 373	12	38 227 3	18-10-0 109 1	56 336	FSN
Sept. 2, 2000	#—Colorado State	L 24-28	67,466	23	29	45 224 2	39-25-0 308 1	84 532	17	28 65 0	30-19-2 327 4	58 392	ESPN2
Aug. 26, 2001	FRESNO STATE (N)	L 22-24	47,762	—	23	31 66 0	51-31-2 346 2	82 412	17	35 89 2	36-21-0 198 1	71 287	ESPN2
Aug. 31, 2002	#—Colorado State	L 14-19	75,531	7	19	48 170 1	27-14-1 199 0	75 369	17	38 152 3	24-11-1 168 0	62 320	ESPN2
Aug. 30, 2003	#—Colorado State (N)	W 42-35	76,219	—	23	17 43 102 2	34-21-0 402 4	77 504	24	39 246 2	40-18-1 339 3	79 585	ESPN
Sept. 4, 2004	COLORADO STATE (N)	W 27-24	54,954	—	20	45 255 2	25-13-1 117 0	70 372	23	28 44 1	42-29-1 403 2	70 447	FSN
Sept. 3, 2005	COLORADO STATE	W 31-28	54,972	—	19	29 113 3	33-22-1 283 0	62 396	21	34 95 1	43-28-4 291 3	77 386	TBS
Sept. 2, 2006	MONTANA STATE	L 10-19	45,513	—	12	32 106 1	22- 8-0 110 0	54 216	16	35 50 0	35-24-0 238 1	70 288	none
Sept. 1, 2007	#—Colorado State (OT)	W 31-28	68,133	—	18	28 129 1	32-18-1 201 2	60 330	25	56 157 1	27-20-1 229 3	83 386	FSN
Aug. 31, 2008	#—Colorado State	W 38-17	69,619	—	19	36 153 3	29-20-1 214 1	65 367	18	26 71 0	38-27-2 187 1	64 258	FSN
Sept. 6, 2009	COLORADO STATE (N)	L 17-23	53,168	—	13	21 29 1	40-24-1 222 1	61 251	14	45 168 1	17-10-2 208 1	62 376	FSN
Sept. 4, 2010	#—Colorado State	W 24- 3	60,989	—	18	35 115 1	25-17-1 192 2	60 307	14	25 49 0	33-24-3 196 0	58 245	The Mtn
Sept. 3, 2011	at Hawai'i	L 17-34	35,645	—	15	28 17 0	30-16-1 223 2	58 240	19	32 165 3	33-20-0 178 1	65 343	ESPN2
Sept. 1, 2012	#—Colorado State	L 17-22	58,607	—	17	29 58 0	41-22-0 187 2	70 245	19	44 125 0	21-14-0 173 2	65 298	FX
Sept. 1, 2013	#—Colorado State	W 41-27	59,601	—	24	37 109 0	46-33-0 400 3	83 509	16	28 94 2	39-22-0 201 0	67 295	CBS-SN
Aug. 29, 2014	#—Colorado State (N)	L 17-31	63,363	—	22	34 134 0	39-24-0 241 2	73 375	27	45 266 3	23-13-0 134 1	68 400	FS-1
Sept. 3, 2015	at Hawai'i (N)	L 20-28	19,511	—	23	53 215 2	40-23-1 156 0	93 371	14	34 100 0	38-19-2 202 3	72 302	CBS-SN
Sept. 2, 2016	#—Colorado State	W 44- 7	69,850	—	28	56 260 4	33-23-0 318 1	89 578	12	35 162 0	29-12-2 63 1	64 225	ESPN
Sept. 1, 2017	#—Colorado State	W 17- 3	73,932	—	19	38 143 1	29-21-2 202 1	67 345	23	33 88 0	47-24-2 309 0	80 397	PAC12

OPENERS AN INDICATOR?

As stated previously, Colorado is **79-44-5** in season openers; but have they been foretelling of the season ahead? Take a look:

- ➔ The **79** seasons CU has won its opener, the Buffs went on to post winning records **61** times (**77.2%**), with **17** losing seasons and one even;
- ➔ The **44** seasons CU has lost its opener, the Buffs are six under .500: posting winning records **19** times and a losing mark **25** times (with one even);
- ➔ The **5** seasons CU tied in its opener, the Buffs had four winning records (including the 1990 national championship year), and one losing record.

The general belief is that if you win your opener, you go on to have a winning season 70 percent of the time; thus CU exceeds that expectation in all three situations.

**STREAKING INSIDE-THE-20 (RED ZONE)**

In the last 12 season openers, the Buffaloes are **35-of-39** in the red zone (89.7%; 22 TDs, 13 FGs), having gone 8-of-9 against Colorado State (one of the three misses was a controversial ending at Hawai'i when the officials botched setting the ball as time ran out; CU was 2-of-4 in that game). This has followed a five-year stretch between 2001 and 2005 where Colorado was just 11-of-18 (61.1%; 9 TDs, 2 FG). The Buffs were 2-of-2 inside-the-20 against CSU in 2014 (and 3-of-3 in 2013 and 3-of-4 in 2012), 2-of-2 at Hawai'i 2011, and versus CSU: 3-of-3 in 2010, 2-of-2 in 2009, 4-of-4 in 2007 and 2008 and 2-of-2 in 2006.

MEMORABLE CU SEASON OPENERS

Quite often, the first career start, or coming out party, is intertwined with making a season opener a memorable one. Perhaps the biggest example of this in Colorado history came in 1989, when sophomore **Darian Hagan** made his debut as CU's starting quarterback; he may or may not have won the job, but with senior **Sal Aunese** stricken with stomach cancer the previous March, Hagan was handed the keys to the CU offense. On the second play of the game, Hagan raced 75 yards on the option to the Texas 2, starting the Buffaloes on their way to a 27-6 win, the first triumph en route to an 11-0 record in the regular season. Hagan rushed for 116 yards and a touchdown, and passed for 95 yards and another score. Other memorable CU openers and/or game one performances include:

1913	Colorado 7, Wyoming	CU's first season opener outside the state, occurring in Laramie. The CU yearbook account stated that the "final tally probably would have been greater had not the Varsity been frequently penalized for off-side play."
1921	Colorado 10, Denver 7	Art Quinlan's 35-yard field goal gave CU an early 3-0 lead, though Denver, then known as the Minsters, rallied to take a 7-3 halftime lead. With less than seven minutes remaining, Quinlan and Walter Franklin teamed on a 40-yard TD pass.
1937	Colorado 14, Missouri 6	Erv Cheney scores both CU touchdowns, Byron White boots a still-CU record 83 yard punt, and for the first time in school history, there is a charge for parking on the Boulder campus (15 cents a game).
1953	Colorado 21, Washington 20	The Buffs, a two-touchdown underdog, win in Seattle as Homer Jenkins, in his first collegiate game, did it all in CU's single-wing offense to often fill in for an injured Carroll Hardy. Jenkins threw two TD passes to Gary Knafelc, while Emerson Wilson added 87 yards on the ground and a score.
1963	USC 14, Colorado 0	In Eddie Crowder's first game as head coach, CU opens for the only time in its history against the No. 1 team in the nation. The Buffs hold their own, limiting the Trojans to 230 yards on 75 plays (but have just 83 yards of its own).
1965	Colorado 0, Wisconsin 0	The Buffs and Badgers battle to a 0-0 tie in Madison, the third-to-last scoreless tie in Division I-A history as the two combine in "hot and sticky" conditions for just 496 yards of total offense.
1971	Colorado 31, LSU 21	Charlie Davis rushes for 174 yards and two TDs in win at No. 9 LSU, the catapult to a 10-2 season and No. 3 rank.
1977	Colorado 27, Stanford 21	Former longtime (1989-2012) CU linebacker coach Brian Cabral goes nuts as he racks up 25 tackles in CU's win.
1979	Oregon 33, Colorado 19	The Buffs fall in the much ballyhooed first game for new head coach Chuck Fairbanks; it's also the first game televised by a fledgling sports network named ESPN that went on the air one day earlier.
1981	Colorado 45, Texas Tech 27	Walter Stanley hauled down five catches for a CU record 222 (it still stands today), as CU's first game after a 1-10 season in 1980 exorcises some demons. Randy Essington throws for 345 yards in the win.
1989	Colorado 27, Texas 6	In addition to Hagan's effort (see above) the CU defense stifled Texas in limiting the Longhorns to 268 yards.
1990	Colorado 31, Tennessee 31	Mike Pritchard subs for Eric Bieniemy at tailback and rushes for a CU season opener record of 217 yards as the Buffs open what would be their national championship season with a tie against Tennessee in Anaheim in the inaugural Disneyland Pigskin Classic.
1992	Colorado 37, Colorado State 17	Kordell Stewart takes over from Darian Hagan and passes for 409 and 4 TDs in the win over the Rams.
1995	Colorado 43, Wisconsin 7	The NFL plucked off 10 CU '94 starters in the April draft, but new coach Rick Neuheisel readied the Buffs in fine fashion as CU drilled Wisconsin in Madison. Koy Detmer threw for 267 yards and three TDs as CU built a 26-7 halftime lead.
1998	Colorado 42, Colorado State 14	Mike Moschetti throws for 257 yards and 3 TDs in his first CU game and the first contest between the two in-state rivals in Denver at the old Mile High Stadium.
2003	Colorado 42, Colorado State 35	Joel Klatt comes in unsung and exits as the national player-of-the-week as he threw for 402 yards and 4 TDs in a 42-35 thriller over the Rams. CSU pulls even late, but Bobby Purify's 9-yard TD run wins it with :40 left.
2004	Colorado 27, Colorado St. 24	CU led the entire way, but CSU had a chance to steal it at the end; the Rams had a first-and-goal at the CU 1 with just under a minute left, but the Buffalo defense rose to the occasion and stuffed two plays, the last as time ran out, to seal the win. The Rams had fought back from 17-0 and 27-17 deficits.
2005	Colorado 31, Colorado State 28	Mason Crosby drilled a 47-yard field goal with four seconds left to rally CU to the win. The Buffs trailed 21-10 early in the fourth quarter, having tied the game at 21 on a 48-yard Crosby kick with 2:32 left. CU turned an interception into the go-ahead touchdown, a 23-yard run by Hugh Charles, with 1:30 remaining, but CSU rallied with an 80-yard TD TD drive to tie the game with 36 ticks to go on the clock. Stephone Robinson returned the kickoff to the 40 and three plays later, the Buffs were in position for Crosby's winning kick, as the teams scored 20 points in just 152 seconds.
2007	Colorado 31, Colorado State 28 (overtime)	It had to happen eventually, as the CU-CSU series had been oh so close but lacked an overtime affair. No longer; Kevin Eberhart's 22-yard field goal tied the game at 28 with 0:13 left and then made a 35-yard boot in the first OT to lead CU to the win. Cody Hawkins debuted at quarterback and completed 18-of-31 passes for 201 yards and two scores, with another frosh redshirt, Scotty McKnight catching eight of those for 106 yards and a TD. CU rallied from 11 down late in the third quarter and likely sealed the Rams' fate after Terrence Wheatley's end zone interception in OT.
2013	Colorado 41, Colorado State 27	Paul Richardson caught 10 passes for 208 yards and two touchdowns and Connor Wood completed 33-of-46 passes for 400 yards to enable Mike MacIntyre to win in his first game as CU's head coach, just the second to do since 1932.
2016	Colorado 44, Colorado State 7	Sefo Liufau threw for 318 yards and a TD and five players had between 66 and 118 offensive yards, with the 37-point margin was the largest in CU season opening win since 1988, and the most over CSU since 1956.

SCORING FIRST IN A SEASON? CU IS 25-2 SINCE 1967

Colorado has won 26 of its last 28 season openers when scoring first, which included a 20-game winning streak from 1967 through 2005; the Buffs had that run snapped in 2006 by Montana State (losing 19-10 at home), with the only other loss in this time frame coming in 2014 when Colorado State rallied from being down 17-7 to score the game's final 24 points to take a 31-17 verdict in Denver. Otherwise, you have go back to 1966 to find the last time the Buffs scored first and lost an opener (CU scored its only points of the game on a field goal in a 24-3 loss to Miami, Fla.). The other 23 openers in this span? CU is **4-18-1** when the opponent scored first, with the wins coming in 1969 (a 35-14 win over Tulsa after falling behind 7-0), in 1995 (a 48-13 win over NE Louisiana after spotting NLU a 3-0 lead), in 2003 (the 42-35 conquest of CSU after the Rams jumped ahead 7-0) and in 2005 (a 31-28 win over CSU after the Rams got the jump up late in the first quarter by 7-0). CU has won two straight openers when scoring first and five of the last six.



DEBUTS

Colorado has several newcomers at running back on its roster, including Virginia Tech transfer **TB Travon McMillian** with true and redshirt freshmen. There have been seven occasions where a player rushed for at least 100 yards in his first game as a running back for the Buffaloes, five doing so the first time they ever took the field (see notations on two exceptions). Here are the 19 efforts of 50 yards or more by a running back in their first game in a CU uniform (note: freshmen were ineligible from 1953-1971; ^—at Anaheim; #—in Denver):

Player, Class	Opponent	Date	Att.	Yards	TD	Player, Class	Opponent	Date	Att.	Yards	TD
*Mike Pritchard, Sr.	^Tennessee	8/26/90	20	217	2	Ward Walsh, Soph.	OREGON	9/21/68	17	63	0
Charlie Davis, Soph.	at Louisiana State	9/11/71	20	174	2	Rashaan Salaam, Fr.	IOWA	9/29/92	5	61	0
*Bobby Anderson, Sr.	INDIANA	10/04/69	29	161	3	Lamont Warren, Fr.	MINNESOTA	9/21/91	10	61	2
Michael Simmons, Fr.-RS	OREGON	9/12/87	18	142	1	Don Hagin, Soph.	NEW MEXICO	9/25/48	12	56	1
John Bayuk, Soph.	DRAKE	9/18/54	16	124	2	Darrell Scott, Fr.	#Colorado State	8/31/08	11	54	1
Marcus Houston, Fr.	#Colorado State	9/02/00	18	100	1	William Harris, Soph.	at Wisconsin	9/18/65	13	55	0
Ron Rieger, Soph.	TULSA	9/20/69	23	100	1	Harry Narcisian, Soph.	at Iowa State	9/27/47	14	51	0
Robert Lee, Soph.	OREGON STATE	9/26/64	15	75	1	Kent Kahl, Fr.-RS	WYOMING	9/07/91	10	50	1
Herchell Troutman, Fr.	NE LOUISIANA	9/03/94	7	74	1	Mell Holliday, Sr.	MONTANA STATE	9/02/06	12	50	0
Terry Kunz, Jr.	at Louisiana State	9/14/74	11	63	1						

*—Pritchard played his only game at tailback in his career in the '90 season opener versus Tennessee, subbing for Eric Bieniemy; Anderson was a quarterback who was moved to tailback the third game of the '69 season.

TRUE FROSH WATCH

If any true freshmen start in the opener against Colorado State, they'll crack a very short list of Buffaloes who have started as true or redshirt freshmen on either offense or defense (in addition to eight specialists: five placekickers and three return men). Just 12 known true freshmen in CU history have started in the opening game of the season; here are those who were thrown into the fray on the first play from scrimmage:

TB Billy Waddy, 1973 (at Louisiana State); **CB Victor Scott** and **OLB Scott Hardison**, 1980 (at UCLA); **HB Eric Bieniemy**, 1987 (vs. Oregon); **OG Clint Moore**, 1991 (vs. Wyoming); **ILB Jordon Dizon**, 2004 (vs. Colorado State); **CB Greg Henderson**, 2011 (at Hawai'i); **CB Kenneth Crawley**, 2012 and **WR Gerald Thomas**, 2012 (vs. Colorado State); **ILB Addison Gillam**, 2013 (vs. Colorado State); **WR Shay Fields** and **DE Christian Shaver**, 2014 (vs. Colorado State).

Add a 13th for the first play of the game/season on special teams (kickoff coverage team): **PK Kevin Eberhart** (2003, kicked off vs. Colorado State in Denver).

FIRST PLAY OF THE YEAR

Here's a look at what has transpired on the first play of the season for Colorado, dating back to 1950 when play-by-plays are available:

Year	Opponent	Play	Personnel	Gain	Year	Opponent	Play	Personnel	Gain
1950	at Iowa State	Rush	Merwin Hodel	1	1984	Michigan State	Pass	Steve Vogel to Loy Alexander	21
1951	Colorado State	Rush	Merwin Hodel	8	1985	Colorado State	Rush	Anthony Weatherspoon	3
1952	San Jose State	Rush	Zack Jordan	11	1986	Colorado State	Rush	Mike Marquez	3
1953	at Washington	Rush	Carroll Hardy	12	1987	Oregon	Pass	Mark Hatcher to Drew Ferrando	15
1954	Drake	Rush	Frank Bernardi	10	1988	Fresno State	Rush	Sal Aunese	8
1955	Arizona	Rush	John Bayuk	0	1989	Texas	Rush	Eric Bieniemy	3
1956	Oregon	Rush	Bud Morley	-1	1990	*Tennessee	Rush	Mike Pritchard	2
1957	at Washington	Pass	Bob Stransky	inc	1991	Wyoming	Rush	Kent Kahl	2
1958	Kansas State	Rush	Howard Cook	-2	1992	Colorado State	Pass	Kordell Stewart to Erik Mitchell	31
1959	Washington	Pass	Gale Weidner	inc	1993	Texas	Rush	Lamont Warren	8
1960	at Baylor	Rush	Jerry Steffen	2	1994	NE Louisiana	Rush	Rashaan Salaam	1
1961	Oklahoma State	Rush	Ed Coleman	3	1995	at Wisconsin	Pass	Koy Detmer to Matt Lepsis	4
1962	at Utah	Rush	Leon Mavity	2	1996	Washington State	Rush	Herchell Troutman	-2
1963	Southern Cal	Rush	Bill Symons	2	1997	Colorado State	Pass	John Hessler to Phil Savoy	9
1964	at Southern Cal	Rush	George Reese	0	1998	#Colorado State	Rush	Mike Moschetti	14
1965	at Wisconsin	Rush	Bernie McCall	3	1999	#Colorado State	Rush	Dwayne Cherrington	1
1966	Miami, Fla.	Rush	Dan Kelly	3	2000	#Colorado State	Rush	Cortlen Johnson	12
1967	Baylor	Rush	William Harris	7	2001	Fresno State	Rush	Chris Brown	1
1968	Oregon	Rush	Bobby Anderson	1	2002	#Colorado State	Rush	Chris Brown	3
1969	Tulsa	Pass	Bobby Anderson	inc	2003	#Colorado State	Rush	Bobby Purify	2
1970	at Indiana	Pass	Jim Bratten to Willie Nichols	11	2004	Colorado State	Rush	Bobby Purify	-1
1971	at LSU	Rush	Ken Johnson	9	2005	Colorado State	Rush	Joel Klatt	-2
1972	California	Rush	Charlie Davis	0	2006	Montana State	Pass	James Cox to Patrick Williams	42
1973	at LSU	Rush	Charlie Davis	0	2007	Colorado State	Rush	Patrick Williams	24
1974	at LSU	Rush	Billy Waddy	2	2008	Colorado State	Rush	Demetrius Sumler	0
1975	California	Rush	Terry Kunz	4	2009	Colorado State	Rush	Darrell Scott	1
1976	at Texas Tech	Rush	Jim Kelleher	3	2010	Colorado State	Pass	Tyler Hansen to Toney Clemons	8
1977	Stanford	Rush	James Mayberry	1	2011	at Hawai'i	Rush	Tyler Hansen (bad center snap)	-1
1978	Oregon	Rush	Mike Koslowski	14	2012	Colorado State	Rush	Tony Jones	2
1979	Oregon	Rush	Willie Beebe	2	2013	Colorado State	Rush	Christian Powell	4
1980	at UCLA	Rush	Willie Beebe	1	2014	Colorado State	Rush	Christian Powell	2
1981	Texas Tech	Rush	Willie Beebe	4	2015	at Hawai'i	Rush	Christian Powell	2
1982	California	Pass	Randy Essington	inc	2016	Colorado State	Rush	Phillip Lindsay	10
1983	at Michigan State	Pass	Steve Vogel to Loy Alexander	9	2017	Colorado State	Pass	Steven Montez to Bryce Bobo	4

Since 1950, CU has averaged 5.3 yards on the first play from scrimmage. Of the 68 plays for 358 yards, CU has passed just 14 times (completing 10). CU has not scored on the first play from scrimmage in this time frame, and has just one turnover (lost fumble) on the first play of the year (in 1990; *—at Anaheim; #—in Denver). **NOTES:** CU did score the first time it touched the ball in the 1975 season opener. The late Mike McCoy returned a California punt 61 yards for a touchdown two minutes into the game. *The last time Colorado scored on its first offensive play of any game* was at Arizona on Nov. 8, 2014: Shay Fields scored a touchdown on a 75-yard pass from Sefo Liufau just 11 seconds into the game in Tucson.

**FIRST SCORE OF THE YEAR**

Here's a list of Colorado's first score of the year, dating back to 1950 when play-by-plays are available (the time is amount remaining in the quarter specified):

Season	Opponent	Game	CU's First Score	Class	Time	(Qtr)
1950	Iowa State	1	Merwin Hodel 3 run	Jr.	7:30	2nd
1951	Colorado State	1	Woody Shelton 2 run	Jr.	1:15	1st
1952	San Jose State	1	Ralph Curtis 2 run	Sr.	2:03	1st
1953	Washington	1	Gary Knafelc 16 pass from Homer Jenkins	Sr./Soph.	1:56	1st
1954	Drake	1	Frank Bernardi 35 run	Sr.	5:52	1st
1955	Arizona	1	Homer Jenkins 3 run	Sr.	5:29	1st
1956	Kansas State	2	Gene Worden 5 run	Jr.	9:02	2nd
1957	Washington	1	Leroy Clark 11 run	Jr.	2:04	1st
1958	Kansas State	1	Homer Cook 10 run	Sr.	11:38	1st
1959	Washington	1	Gale Weidner 94 interception return	Soph.	3:27	2nd
1960	Kansas State	2	Gale Weidner 1 run	Jr.	9:14	1st
1961	Oklahoma State	1	Jerry Hillebrand 40 pass from Gale Weidner	Sr./Sr.	11:30	1st
1962	Utah	1	Bill Harris 97 kickoff return	Jr.	5:55	1st
1963	Oregon State	2	Bill Harris 7 pass from Frank Cesarek	Sr./Jr.	4:51	4th
1964	Oregon State	2	Robert Lee 5 run	Jr.	0:01	3rd
1965	Fresno State	2	Frank Rogers 31 FG	Sr.	9:09	1st
1966	Miami, Fla.	1	Dave Bartelt 23 FG	Soph.	3:33	1st
1967	Baylor	1	Bobby Anderson 7 run	Soph.	5:54	1st
1968	Oregon	1	Bobby Anderson 3 run	Jr.	10:09	2nd
1969	Tulsa	1	Ron Rieger 1 run	Jr.	0:34	1st
1970	Indiana	1	Marv Whitaker 9 pass from Jim Bratten	Sr./Sr.	1:29	1st
1971	Louisiana State	1	Willie Nichols 7 pass from Ken Johnson	Jr./Soph.	0:03	1st
1972	California	1	Charlie Davis 1 run	Jr.	10:49	1st
1973	Louisiana State	1	Larry Ferguson 37 run	Jr.	0:13	3rd
1974	Louisiana State	1	Terry Kunz 3 run	Jr.	14:19	4th
1975	California	1	Mike McCoy 61 punt return	Sr.	13:41	1st
1976	Texas Tech	1	Jim Kelleher 1 run	Sr.	6:52	3rd
1977	Stanford	1	Bob Niziolek 3 pass from Jeff Knapple	Soph./Jr.	8:13	1st
1978	Oregon	1	Pete Cyphers 1 run	Jr.	1:23	1st
1979	Oregon	1	Tom Field 30 FG	Fr.	5:49	1st
1980	UCLA	1	Lyndell Hawkins 10 lateral from Charles Davis (22 yards total)	Sr./Sr.	5:31	3rd
1981	Texas Tech	1	Walter Stanley 87 pass from Randy Essington	Soph./Soph.	9:28	1st
1982	California	1	Tom Field 30 FG	Jr.	0:00	2nd
1983	Michigan State	1	Loy Alexander 16 pass from Steve Vogel	Soph./Jr.	1:16	1st
1984	Michigan State	1	Ed Reinhardt 3 pass from Steve Vogel	Soph./Sr.	13:14	4th
1985	Colorado State	1	Larry Eckel 32 FG	Sr.	7:51	1st
1986	Colorado State	1	Mike Marquez 2 run	Jr.	0:29	4th
1987	Oregon	1	Michael Simmons 34 run	Fr.-RS	2:42	1st
1988	Fresno State	1	Mike Pritchard 35 pass from Sal Aunese	Soph./Jr.	10:40	1st
1989	Texas	1	Eric Bieniemy 1 run	Jr.	13:45	1st
1990	Tennessee	1	George Hemingway 1 run	Sr.-4	9:55	2nd
1991	Wyoming	1	Darian Hagan 3 run	Sr.-4	7:46	1st
1992	Colorado State	1	Michael Westbrook 48 pass from Kordell Stewart	Jr./Soph.	9:53	1st
1993	Texas	1	Charles E. Johnson 35 pass from Kordell Stewart	Sr.-4/Jr.	4:22	1st
1994	NE Louisiana	1	Rashaan Salaam 1 run	Jr.	3:45	1st
1995	Wisconsin	1	Neil Voskeritchian 27 FG	Sr.-5	5:24	1st
1996	Washington State	1	Jason Lesley 31 FG	Sr.-5	6:20	1st
1997	Colorado State	1	Herchell Troutman 1 run	Sr.-4	9:52	1st
1998	Colorado State	1	Jeremy Aldrich 34 FG	Jr.	8:17	1st
1999	Colorado State	1	Roman Hollowell 43 pass from Mike Moschetti	Soph./Sr.-4	8:49	4th
2000	Colorado State	1	Marcus Houston 5 run	Fr.	9:41	2nd
2001	Fresno State	1	Roman Hollowell 77 punt return	Sr.-5	6:03	2nd
2002	Colorado State	1	Jeremy Bloom 75 punt return	Fr.	14:42	4th
2003	Colorado State	1	Bobby Purify 6 run	Sr.-4	13:53	2nd
2004	Colorado State	1	Bobby Purify 1 run	Sr.-5	10:26	1st
2005	Colorado State	1	Mason Crosby 32 FG	Jr.	12:22	2nd
2006	Montana State	1	Mason Crosby 24 FG	Sr.-4	10:39	1st
2007	Colorado State	1	Scotty McKnight 24 pass from Cody Hawkins	Fr.-RS/Fr.-RS	12:52	1st
2008	Colorado State	1	Scotty McKnight 35 pass from Cody Hawkins	Soph./Soph.	14:15	2nd
2009	Colorado State	2	Aric Goodman 54 FG	Jr.	2:50	2nd
2010	Colorado State	1	Travon Patterson 18 pass from Tyler Hansen	Sr.-5 / Jr.	6:03	1st
2011	Hawai'i	3	Paul Richardson 15 pass from Tyler Hansen	Soph. / Sr.-4	12:02	3rd
2012	Colorado State	1	Nelson Spruce 15 pass from Jordan Webb	Fr.-RS. / Jr.	12:22	2nd
2013	Colorado State	1	Paul Richardson 82 pass from Connor Wood	Jr. / Jr.	12:41	1st
2014	Colorado State	1	Nelson Spruce 54 pass from Sefo Liufau	Jr. / Soph.	10:31	1st
2015	Hawai'i	1	Michael Adkins 5 run	Jr.	9:21	2nd
2016	Colorado State	1	Alex Kelley (C) recovered a fumble in the end zone	Sr.-5	10:31	1st
2017	Colorado State	1	Phillip Lindsay 45 run	Sr.-5	7:11	1st

NOTE: Nine players have recorded CU's "first score of the year" on two occasions, but no one has done it three times (three quarterbacks have thrown two TD passes on the first score of the year). In 2016, **C Alex Kelley** became the first offensive lineman to score CU's first points of the year (fumble recovery).

**SERIES HISTORY—CU vs. COLORADO STATE**

Colorado leads the all-time series by a **65-22-2** count; the Buffaloes have won 11 of the last 15, including three straight (neither team has won four in a row since CU claimed eight straight from 1987-98. The Buffs won 17-3 last year after rolling to a 44-7 win in 2016 (the largest margin in the series since a 47-7 Buff win some 60 years earlier in 1956); CU escaped with a 27-24 overtime win in 2015, having won both overtime games in the series. In 2013, Mike MacIntyre won his inaugural game at the reins of the program with a 41-27 win in Denver (in the process, joining Rick Neuheisel as the only two coaches of the last 15 to win their opener as the Buff boss). Eleven of the last 12 games have been in Denver, the only exception was in 2009, when CSU hung on in Boulder for a 23-17 win (its first at Folsom Field since 1986). The six games between 2002-07 were some of the most thrilling in the series, decided by just 25 points combined (all of which came down to the final minute, if not the final seconds), with the last of those half dozen being a 31-28 overtime win by Colorado in 2007. The teams split the first go-round of games in Denver (1998-2003) with CU taking the next series of three by 2-1 (2006-08); this is the ninth of 10 games scheduled through 2019 in Denver, where CU now leads 11-6. Colorado also leads 31-9-1 in Boulder and 23-7-1 in Fort Collins. This is the 15th straight game in the series where neither team is ranked, though between 1989 and 2003 at least one team was among the nation's top 25.

➤ CU coach **Mike MacIntyre** is 6-1 against CSU (4-1 at Colorado, plus a 38-31 win in Fort Collins in 2011 and a 40-20 verdict in 2012 at San Jose when he was the head coach at San Jose State), while CSU head coach **Mike Bobo** is 0-3 against Colorado (1-1 as an assistant at Georgia).

SERIES DID YOU KNOW?—The 1910 game, listed for years as a 10-0 CSU win, was actually never played? CU refused to travel to Fort Collins to play because CSU had a player who had previously played professionally, which has never been disputed (whatever playing professionally meant in the pre-NFL days).

SERIES DID YOU KNOW II?—The first game in the series, a challenge game in February 1893, was incorrectly listed for years as being played on Friday, Feb. 10; CSU unearthed some past stories that showed the game was played on the next day, Feb. 11.

SERIES SIGNATURE ANNIVERSARY GAME — 20th. In the first Rocky Mountain Showdown played in Denver (the first of three at the old Mile High Stadium), Colorado defeated Colorado State, 42-14 – but the score was a little misleading. The Buffs led 13-7 at halftime only to see the Rams go ahead, 14-13, with 10:20 left in the third quarter. CU then blitzed their rivals with 29 unanswered points on the strength of two Mike Moschetti touchdown passes to Javon Green and Darrin Chiaverini, a Dwayne Cherrington 1-yard TD run and an 82-yard punt return for a score by Cedric Cormier.

COLORADO-COLORADO STATE AT-A-GLANCE

Colorado leads the all-time series with the Rams, 65-22-2 (in Boulder 31-9-1; at Fort Collins 23-7-1, in Denver 11-6). A game-by-game look:

Feb. 11, 1893	Colorado	70- 6	Nov. 19, 1921	Colorado	10- 0	Nov. 28, 1946	Colorado	18- 0 (B)	Sept. 5, 1998	Colorado	42-14 (Den)
Oct. 7, 1893	Colorado	44- 6 (B)	Nov. 4, 1922	Colorado	7- 0 (B)	Oct. 25, 1947	Colorado	14- 7	Sept. 4, 1999	CSU	41-14 (Den)
Oct. 27, 1894	Colorado	67- 0	Nov. 29, 1923	Colorado	6- 3	Nov. 20, 1948	CSU	29-25 (B)	Sept. 2, 2000	CSU	28-24 (Den)
Oct. 15, 1899	Colorado	63- 0	Nov. 22, 1924	Colorado	36- 0 (B)	Nov. 26, 1949	CSU	14- 7 (B)	Sept. 1, 2001	Colorado	41-14 (Den)
Oct. 15, 1900	Colorado	29- 0 (B)	Nov. 14, 1925	CSU	12- 0	Nov. 25, 1950	Colorado	31- 6	Aug. 31, 2002	CSU	19-14 (Den)
Oct. 18, 1902	Colorado	11- 6	Nov. 13, 1926	CSU	3- 0 (B)	Sept. 22, 1951	Colorado	28-13 (B)	Aug. 30, 2003	Colorado	42-35 (Den)
Oct. 10, 1903	Colorado	5- 0 (B)	Nov. 19, 1927	CSU	39- 7	Nov. 29, 1952	Colorado	61- 0 (B)	Sept. 4, 2004	Colorado	27-24 (B)
Nov. 12, 1904	Colorado	46- 0 (B)	Nov. 10, 1928	Colorado	13- 7 (B)	Nov. 28, 1953	Colorado	13- 7	Sept. 3, 2005	Colorado	31-28 (B)
Nov. 10, 1906	Tie	0- 0	Nov. 16, 1929	Colorado	6- 0	Sept. 25, 1954	Colorado	46- 0 (B)	Sept. 9, 2006	CSU	14-10 (Den)
Oct. 19, 1907	Colorado	17-13 (B)	Oct. 25, 1930	Colorado	7- 0 (B)	Nov. 26, 1955	CSU	10- 0	Sept. 1, 2007	Colorado (OT)	31-28 (Den)
Oct. 24, 1908	Colorado	8- 0	Oct. 24, 1931	CSU	19- 6	Oct. 13, 1956	Colorado	47- 7 (B)	Aug. 31, 2008	Colorado	38-17 (Den)
Oct. 23, 1909	Colorado	57- 0	Oct. 22, 1932	CSU	7- 6 (B)	Nov. 9, 1957	Colorado	20- 0	Sept. 6, 2009	CSU	23-17 (B)
Nov. 12, 1910	Colorado	44- 0	Oct. 21, 1933	CSU	19- 6	Nov. 22, 1958	CSU	15-14 (B)	Sept. 4, 2010	Colorado	24- 3 (Den)
Nov. 11, 1911	Colorado	31- 0 (B)	Oct. 27, 1934	Colorado	27- 9 (B)	Sept. 17, 1983	Colorado	31- 3 (B)	Sept. 17, 2011	Colorado	28-14 (Den)
Oct. 12, 1912	CSU	21- 0	Oct. 26, 1935	Colorado	19- 6 (B)	Sept. 7, 1985	Colorado	23-10 (B)	Sept. 1, 2012	CSU	22-17 (Den)
Oct. 25, 1913	Colorado	16- 7 (B)	Oct. 24, 1936	Colorado	9- 7	Sept. 6, 1986	CSU	23- 7 (B)	Sept. 1, 2013	Colorado	41-27 (Den)
Oct. 17, 1914	Colorado	33- 6	Oct. 23, 1937	Colorado	47- 0 (B)	Oct. 3, 1987	Colorado	29-16	Aug. 29, 2014	CSU	31-17 (Den)
Oct. 9, 1915	CSU	23- 6 (B)	Oct. 22, 1938	Colorado	31- 6	Oct. 1, 1988	Colorado	27-23	Sept. 19, 2015	Colorado (OT)	27-24 (Den)
Nov. 30, 1916	CSU	32-14 (B)	Oct. 21, 1939	Colorado	13- 0 (B)	Sept. 9, 1989	Colorado	45-20 (B)	Sept. 2, 2016	Colorado	44- 7 (Den)
Nov. 29, 1917	Colorado	6- 0	Oct. 19, 1940	Colorado	33-14	Sept. 5, 1992	Colorado	37-17 (B)	Sept. 1, 2017	Colorado	17- 3 (Den)
Nov. 28, 1918	Colorado	16-13 (B)	Oct. 18, 1941	Colorado	26-13 (B)	Sept. 9, 1995	Colorado	42-14 (B)			
Oct. 11, 1919	CSU	49- 7	Oct. 24, 1942	Colorado	34- 7	Sept. 7, 1996	Colorado	48-34			
Nov. 20, 1920	Tie	7- 7 (B)	Oct. 13, 1945	Colorado	21- 6	Sept. 6, 1997	Colorado	31-21 (B)			

CU-COLORADO STATE BY THE NUMBERS

Here's a look at some numbers-related trivia in the Colorado-CSU series:

- 2-10** Colorado State's record against Colorado since 1983 when the Buffs are not their first opponent of the season;
- 14-7** Colorado's record against Colorado State when the Rams are their first opponent of the season;
- 11-6** Colorado's record against Colorado State in 17 games played in Denver (the first three at old Mile High Stadium, which was razed after the 2000 season);
- 10.1** The average margin of victory by CSU in its eight wins since the series resumed in 1983 (81 points; largest by 27, smallest by 4);
- 12** Times in 89 games that both teams have scored at least 20 points (eight of the last 20);
- 12** The most games won by one team in a row in the series (Colorado, 1934 through 1947);
- 15.9** The average margin of victory by CU in its 22 wins since the series resumed in 1983 (350 points; largest by 37 points, smallest by 3 thrice);
- 23** The number of turnovers by Colorado in the 17 Denver games (12 in its 11 wins; 11 in its six losses);
- 24** The number of consecutive years the game has been televised on a regional or national basis (including '18 on CBS College Sports Network);
- 25** The number of points the six games in the series between 2002 and 2007 were decided by;
- 33** Times in 89 games that both teams have scored at least 10 points;
- 34** The number of turnovers by Colorado State in the 17 Denver games (nine in its six wins, 25 in its 11 losses);
- 89** Games in the series between the two; CU has played no one else on more occasions, while Colorado State has played only Wyoming more (108 times);
- 3:04** The amount of time CU led the 2005 game (CSU led for 43:01 and the other 13:55 the teams were tied, at 0-0, 21-21 and 28-28; Colorado won 31-28);
- 10:03** The time for CU's last touchdown drive in the '11 game (16 plays), after CSU cut the lead to 21-14 with 14:20 left in the game; it remains the second longest drive, time-wise, in Colorado history.



CU-COLORADO STATE SERIES TRENDS

Here's a quick look at some team statistical trends over the last 23 games in the CU-CSU series (the two have played every year since 1995):

Date	Site	Result	Attend.	Rank CU CSU	CU FD	Rushing att yds td	Passing a-c-i yds td	Tot Off no yds	CSU FD	Rushing att yds td	Passing a-c-i yds td	Tot Off no yds	TV
Sept. 9, 1995	Boulder (N)	W 42-14	52,848	10 —	21	45 200 4	28-19-0 261 1	73 461	20	29 25 0	52-22-3 306 2	81 331	ESPN
Sept. 7, 1996	Fort Collins (N)	W 48-34	36,371	5 —	33	47 281 4	42-31-0 364 2	89 645	17	25 81 1	29-16-1 312 2	54 393	ESPN2
Sept. 6, 1997	Boulder	W 31-21	53,416	8 24	17	31 122 1	28-18-1 223 2	59 345	14	33 70 0	22-14-2 215 3	55 285	FSN (r)
Sept. 5, 1998	Denver (N)	W 42-14	76,036	— 15	23	35 147 1	32-21-0 257 3	67 404	19	38 78 1	28-13-0 124 1	66 202	ESPN
Sept. 4, 1999	Denver (N)	L 14-41	73,438	14 —	23	36 82 0	49-30-4 291 2	85 373	12	38 227 3	18-10-0 109 1	56 336	FSN
Sept. 2, 2000	Denver	L 24-28	67,466	23 —	29	45 224 2	39-25-0 308 1	84 532	17	28 65 0	30-19-2 327 4	58 392	ESPN2
Sept. 1, 2001	Denver	W 41-14	75,022	— 24	21	54 315 3	19-15-0 95 0	73 410	18	29 108 0	40-18-4 186 2	69 294	ABC
Aug. 31, 2002	Denver	L 14-19	75,531	7 —	19	48 170 1	27-14-1 199 0	75 369	17	38 152 3	24-11-1 168 0	62 320	ESPN2
Aug. 30, 2003	Denver (N)	W 42-35	76,219	— 23	17	43 102 2	34-21-0 402 4	77 504	24	39 246 2	40-18-1 339 3	79 585	ESPN
Sept. 4, 2004	Boulder (N)	W 27-24	54,954	— —	20	45 255 2	25-13-1 117 0	70 372	23	28 44 1	42-29-1 403 2	70 447	FSN
Sept. 3, 2005	Boulder	W 31-28	54,972	— —	19	29 113 3	33-22-1 283 0	62 396	21	34 95 1	43-28-4 291 3	77 386	TBS
Sept. 2, 2006	Denver	L 10-14	65,701	— —	9	33 75 1	15- 9-0 71 0	48 146	16	34 15 1	23-20-0 233 1	57 248	CSTV
Sept. 1, 2007	Denver (OT)	W 31-28	68,133	— —	18	28 129 1	32-18-1 201 2	60 330	25	56 157 1	27-20-1 229 3	83 386	FSN
Aug. 31, 2008	Denver (N)	W 38-17	69,619	— —	19	36 153 3	29-20-1 214 1	65 367	18	26 71 0	38-27-2 187 1	64 258	FSN
Sept. 6, 2009	Boulder (N)	L 17-23	53,168	— —	13	21 29 1	40-24-1 222 1	61 251	14	45 168 1	17-10-2 208 1	62 376	FSN
Sept. 4, 2010	Denver	W 24- 3	60,989	— —	18	35 115 1	25-17-1 192 2	60 307	14	25 49 0	33-24-3 196 0	58 245	The Mtn
Sept. 3, 2011	Denver	W 28-14	57,186	— —	23	34 129 2	32-17-0 215 2	66 360	16	25 67 1	30-20-0 176 1	55 243	FSN
Sept. 1, 2012	Denver	L 17-22	58,607	— —	17	29 58 0	41-22-0 187 2	70 245	19	44 125 0	21-14-0 173 2	65 298	FX
Sept. 1, 2013	Denver	W 41-27	59,601	— —	24	37 109 0	46-33-0 400 3	83 509	16	28 94 2	39-22-0 201 0	67 295	CBS-SN
Aug. 29, 2014	Denver (N)	L 17-31	63,363	— —	22	34 134 0	39-24-0 241 2	73 375	27	45 266 3	23-13-0 134 1	68 400	FS-1
Sept. 19, 2015	Denver (N; OT)	W 27-24	66,253	— —	18	32 125 0	29-15-0 220 2	61 345	27	49 218 2	39-25-2 282 1	88 500	CBS-SN
Sept. 2, 2016	Denver (N)	W 44- 7	69,850	— —	28	56 260 4	33-23-0 318 1	89 578	12	35 162 0	29-12-2 63 1	64 225	ESPN
Sept. 1, 2017	Denver (N)	W 17- 3	73,932	— —	19	38 143 1	29-21-2 202 1	67 345	23	33 88 0	47-24-2 309 0	80 397	PAC12

SERIES RECORDS

Some team and individual bests in the **Colorado-Colorado State** series:

TEAM

Most Points

CU: 70, on Feb. 10, 1893
CSU: 49, on Oct. 11, 1919

Fewest Points

CU: 0, on five occasions
CSU: 0, on 22 occasions

Most First Downs

CU: 33, on Sept. 22, 1951
CSU: 27, on two occasions

Fewest First Downs

CU: 9, on two occasions
CSU: 6, on two occasions

Most Yards Rushing

CU: 452, on Sept. 9, 1989
CSU: 267, on Sept. 5, 1992

Fewest Yards Rushing

CU: 71, on Sept. 9, 2006
CSU: 25, on Sept. 9, 1995

Most Yards Passing

CU: 409, on Sept. 5, 1992
CSU: 398, on Oct. 3, 1987

Fewest Yards Passing

CU: 25, on Nov. 22, 1958
CSU: 19, on Nov. 28, 1953

Most Total Plays

CU: 89, on two occasions
CSU: 88, on Sept. 19, 2015

Fewest Total Plays

CU: 48, on Sept. 9, 2006
CSU: 45, on Nov. 22, 1958

Most Yards Total Offense

CU: 645, on Sept. 7, 1996
CSU: 585, on Aug. 30, 2003

Fewest Yards Total Offense

CU: 148, on Nov. 26, 1955
CSU: 84, on Nov. 9, 1957

INDIVIDUAL

Most Yards Rushing

CU: 191, Bobby Purify, Sept. 1, 2001
CSU: 190, Kevin McDougal, Sept. 4, 1999

Most Yards Passing

CU: 409, Kordell Stewart, Sept. 5, 1992
CSU: 403, Justin Holland, Sept. 4, 2004

Most Receptions

CU: 10, on two occasions (Hackett, Richardson)
CSU: 10, on two occasions

Most Yards Receiving

CU: 208, Paul Richardson, Sept. 1, 2013
CSU: 158, Johnny Walker, Sept. 9, 2006

BUFFALOES & RAMS ALL-TIME ACROSS THE BOARD

This Friday's football game will be the **757th** time (documented) that Colorado and Colorado State will hook up in a head-to-head competition (games, matches or duals; tournaments or invitationals not included if other schools participated). The two have already met in soccer this season, tying in Boulder (0-0). A look at how many times the two have met across the board and the results (*—records prior to 1947-48 not available; #—prior to 1946-47 not available):

Sport	CU	CSU	Ties	Sport	CU	CSU	Ties	Sport	CU	CSU	Ties
Baseball	86	35	1	*Men's Gymnastics	25	13		#Men's Swimming	18	17	2
Men's Basketball	92	38		Women's Gymnastics	5	2		Women's Swimming	0	4	
Women's Basketball	37	12		*Men's Indoor Track	13	1	1	Men's Tennis	57	2	
Football	65	22	2	Women's Indoor Track	1	1		Women's Tennis	32	0	
*Men's Cross Country	2	1		*Men's Outdoor Track	22	9		Wrestling	19	32	1
Women's Cross Country	1	0		Women's Outdoor Track	2	0		Volleyball	13	23	
*Men's Golf	29	12	1	Women's Soccer	2	0	3	Totals	521	224	11

CU-COLORADO STATE IN 2018-19 (6 HEAD-TO-HEAD): Women's Soccer (Aug. 19 in Boulder, 0-0 tie), Football (Aug. 31 in Denver), Volleyball (Sept. 15 in Boulder), Women's Basketball (Nov. 14 in Boulder), Men's Basketball (Dec. 1 in Boulder) and Women's Tennis (March 16 at Fort Collins).

A CLOSER LOOK

CU leads the series by a **22-8** count since it was resumed in 1983 after a 25-year dormancy. The Buffs have outscored the Rams by 865-597 in those games; CU has held the lead in 27 games, CSU in 19 games, and in 17 of the 30 both teams owned a lead. Out of 1,800 minutes of game time, CU has led for **1,017:58** (56.6% of the time), CSU for **492:06** (27.3%). Colorado is **7-0** when rushing for 250 or more yards, and is **13-2** when holding the Rams under 100.





CONFERENCE CALL

- ➔ **Colorado** is **129-42-4** all-time versus current Mountain West schools (171 games). In addition to the 65-22-2 record versus CSU, CU is 24-2-1 against Wyoming, 12-4 vs. Air Force, 6-3 vs. New Mexico, 4-0 vs. San Jose State, 11-6-1 vs. Utah State; 4-2 vs. Fresno State, 1-0 against San Diego State and 2-3 against Hawai'i.
- ➔ **Colorado State** is **52-163-5** all-time versus Pac-12 Conference schools: 3-13-1 vs. Arizona, 1-20 vs. Arizona State, 1-2 vs. California, 22-65-2 vs. Colorado, 1-3 vs. Oregon, 1-1 vs. Oregon State, 0-1 vs. USC, and 0-2 vs. UCLA; 22-56-2 vs. Utah and 1-0 vs. Washington State.



TALE OF THE TAPE / COLORADO – COLORADO STATE

Here's a comparative look between **Colorado** and **Colorado State** in both general areas as well as several statistical categories for the 2017 season (NCAA/national rankings, if applicable, are in parenthesis):

 			 		
Category	Colorado	Colorado State	Category	Colorado	Colorado State
Starters Returning For 2018	11	8	Third Down Conversion Offense	41.8 (46)	50.3 (2)
2017 Overall Record	5-7	7-6	Third Down Conversion Defense	42.2 (93)	44.1 (108)
Streak	Lost 3	Lost 1	Fourth Down Conversion Offense	50.0 (69)	35.0 (115)
vs. AP Ranked Teams (at time of game)	0-3	0-1	Fourth Down Conversion Defense	37.5 (13)	38.9 (16)
Players From Colorado On 2018 Roster	33	36	Three & Outs on Defense	39 (--)	-- (--)
Alumni On NFL Rosters (as of Aug. 24)	19	11	Tackles For Loss	4.5 (111)	5.2 (89)
First Downs	271 (53)	331 (8)	Tackles For Allowed	6.0 (17)	4.5 (17)
Rushing Offense	157.2 (74)	200.2 (31)	Quarterback Sacks By	19 (102)	27 (62)
Average Per Rush	3.8	5.0	Quarterback Sacks Allowed	39 (122)	13 (5)
Passing Offense	260.4 (39)	292.2 (20)	Net Punting	40.0 (23)	38.2 (55)
Completion Percentage	59.5 (59)	61.9 (35)	Punt Returns	10.5 (23)	8.7 (44)
Average Per Attempt	7.6	8.3	Punt Return Yardage Defense	5.0 (32)	10.5 (102)
Passing Efficiency	134.4 (57)	147.9 (24)	Kickoff Returns	21.7 (47)	21.5 (57)
Total Offense	417.8 (48)	492.5 (11)	Kickoff Return Yardage Defense	19.9 (47)	21.5 (77)
Average Per Play	5.51	6.55	Penalties Per Game	6.3 (78)	6.2 (77)
Scoring Offense	26.4 (81)	33.4 (31)	Penalty Yards Per Game	55.7 (76)	57.0 (83)
First Downs Allowed	279 (95)	277 (93)	Turnovers Gained	14 (105)	18 (70)
Rushing Defense	208.0 (108)	187.1 (89)	Turnovers Lost	14 (19)	16 (34)
Average Per Rush	5.2	5.1	Turnover Margin	0.00 (64)	+0.15 (56)
Passing Defense	242.6 (94)	244.5 (96)	Interceptions	8 (89)	12 (54)
Completion Percentage	55.8	56.7	Red Zone Scoring Percentage (Offense) ..	84.1 (68)	85.7 (53)
Average Per Attempt	7.15	7.6	Red Zone Scoring Percentage (Defense) ..	85.1 (81)	81.3 (48)
Pass Efficiency Defense	125.7 (54)	131.2 (74)	Time of Possession	28:51 (88)	31:55 (21)
Total Defense	450.6 (109)	431.6 (97)	Strength of Record (ESPN Power Index)	67	71
Average Per Play	6.12	6.29	Schedule Strength (USA Today/Sagarin)	63	102
Scoring Defense	28.2 (74)	27.8 (72)			

THE BUFFS ON FRIDAY

Colorado has played **40** times on "TGIF," Friday, but only three times to open the season; the Buffaloes are **16-24** on the last day of the work week (13-22 regular season, 3-2 bowl), 4-8 in Boulder, 7-11 on the road, 5-5 at neutral sites (including 1-2 in Denver) and 6-7 in night games. Colorado opened the 1908, 1964, 2014, 2016 and 2017 seasons on a Friday; CU's second-ever night game was played on a Friday, against Oklahoma State in Stillwater in 1933. Here's a look at the games:

Date	Opponent	Result	Date	Opponent	Result	Date	Opponent	Result
Nov. 30, 1894	COLORADO MINES	W 18- 0	Nov. 29, 1996	at Nebraska	L 12-17	Nov. 28, 2008	at Nebraska	L 31-40
Nov. 25, 1904	^Stanford	L 0-33	Nov. 28, 1997	NEBRASKA	L 24-27	Sept. 11, 2009	at Toledo (N)	L 38-54
Sept. 25, 1905	at Longmont H.S.	W 6- 0	Nov. 27, 1998	at Nebraska	L 14-16	Nov. 27, 2009	NEBRASKA	L 20-28
Nov. 26, 1918	at Washington	L 0-46	Dec. 25, 1998	d—Oregon	W 51-43	Nov. 26, 2010	at Nebraska	L 17-45
Nov. 10, 1916	at Colorado College	L 0-58	Nov. 26, 1999	NEBRASKA (OT)	L 30-33	Nov. 4, 2011	SOUTHERN CAL (N)	L 17-42
Nov. 4, 1921	COLORADO COLLEGE	W 35-14	Dec. 31, 1999	e—Boston College	W 62-28	Nov. 25, 2011	at Utah	W 17-14
Oct. 6, 1933	at Oklahoma State (N)	W 6- 0	Nov. 24, 2000	at Nebraska	L 32-34	Nov. 23, 2012	UTAH	L 35-42
Oct. 12, 1934	at Northern Colorado (N)	L 7-13	Nov. 23, 2001	NEBRASKA	W 62-36	Aug. 29, 2014	Colorado State (N; Denver)	L 17-31
Jan. 1, 1938	a—Rice	L 14-28	Nov. 29, 2002	at Nebraska	W 28-13	Nov. 13, 2015	SOUTHERN CAL (N)	L 24-27
Oct. 9, 1942	at Utah State (N)	W 31-14	Nov. 28, 2003	NEBRASKA	L 22-31	Sept. 2, 2016	Colorado State (N; Denver)	W 44- 7
Sept. 18, 1964	at Southern California (N)	L 0-21	Nov. 26, 2004	at Nebraska	W 26-20	Dec. 2, 2016	f—Washington (N)	L 10-41
Dec. 31, 1971	b—Houston (N)	W 29-17	Nov. 25, 2005	NEBRASKA	L 3-30	Sept. 1, 2017	Colorado State (N; Denver)	W 17- 3
Oct. 10, 1975	at Miami, Fla. (N)	W 23-10	Nov. 24, 2006	at Nebraska	L 14-37			
Jan. 1, 1993	c—Syracuse	L 22-26	Nov. 23, 2007	NEBRASKA	W 65-51			

^—in Denver. a—Cotton Bowl at Dallas; b—Astro-Bluebonnet Bowl at Houston; c—Fiesta Bowl at Tempe, Ariz.; d—Aloha Bowl at Honolulu; e—Insight.com Bowl at Tucson, Ariz.; f—Pac-12 Championship game at Santa Clara, Calif.

CSU DROPS 43-34 DECISION TO HAWAII IN "WEEK 0" MATCHUP

FORT COLLINS (AP) — Cole McDonald led the Hawaii Warriors to their first win in Fort Collins since 1988, picking apart Colorado State's secondary in a 43-34 win over the Rams on Saturday night after nearly blowing a 30-point lead. McDonald threw for 418 yards and three TDs, including a 55-yarder to Cedric Byrd that made it 37-7. With his counterpart, University of Washington graduate transfer K.J. Carta-Samuels throwing for 537 yards and five touchdowns, McDonald and the Warriors had to fend off a furious Rams rally in a game where the teams combined for 1,270 yards of total offense (CSU had a slight edge, 653-617). It included a four-play, 99-yard scoring drive and a 9-yard TD toss to Izzy Matthews that pulled CSU to 40-34 with 4:42 remaining. The Rams didn't try an onside kick after that, and Tristin Kamaka's fair catch at the Hawaii 13 gave the Warriors the ball at their 25 thanks to a new NCAA kickoff rule. McDonald hit John Ursua for 10 yards on third-and-3 at midfield with a couple minutes left and Ryan Meskell's 35-yard field goal with 44 seconds left sealed it. The Warriors (1-0, 1-0 Mountain West) were nearly unstoppable, scoring on all but one of their first-half possessions in taking a 23-7 lead into the locker room on their way to their first win at CSU since Sept. 10, 1988.

**COLORADO 17, COLORADO STATE 3 (SEPTEMBER 1, 2017)****SAF AT MILE HIGH, DENVER**

DENVER – An anticipated high-scoring shootout never materialized in the Rocky Mountain Showdown.

Instead, Colorado scored the first 17 points of the game, then relied on its defense for the rest of the night as the Buffs posted a 17-3 win over rival Colorado State.

The Buffs received a solid rushing effort from Phillip Lindsay (19 carries, 140 yards and one TD in his seventh career 100-yard game) and some highlight passing moments from quarterback Steven Montez (21-for-29, 202 yards, 1 TD, 2 interceptions), but it was new defensive coordinator D.J. Eliot's defense that made the difference for much of the game.

The Buffs put 17 unanswered points on the board to start the game, getting a touchdown and field goal in the first quarter, then adding another touchdown early in the second period. That was all the points the Buffs would need.

"I was really excited about how hard our guys played," CU head coach Mike MacIntyre said. "We started out fast and then we kind of stalled. We had some opportunities to score more points and let them hang around. But I was really proud of our defense and our special teams. We'll look at this tape and we'll improve."

After forcing a pair of CSU punts and one of their own, the Buffs put their first points on the board with a six-play, 94-yard drive. Montez completed four passes on the drive, including a 12-yard toss over the middle to Devin Ross on third-and-5 before Lindsay finished the march with a 45-yard burst up the middle to the end zone. Chris Graham's PAT gave CU a 7-0 lead at the 7:11 mark.

The Buffs bumped the margin to 10-0 on their next possession, driving to the CSU 22 before settling for a 39-yard James Stefanou field goal. Lindsay had two carries for 29 yards on the drive.

Colorado's defense, meanwhile, kept Rams quarterback Nick Stevens and the CSU running game in check. CU forced four CSU punts in the first quarter, and after the fourth, CU needed just four plays to put up its second touchdown of the night.

Lindsay ran for 18 yards on second down and for 7 more after a penalty. Montez then finished the drive by spinning out of the pocket under pressure, rolling to his left and motioning wide receiver Shay Fields into the end zone and unloading a perfect ball to a streaking Fields, who grabbed the catch in stride for a 31-yard touchdown pass and a 17-0 lead with 13:36 left in the second quarter.

The Rams finally got on the board on their next possession, moving from their own 25 to the CU 13, where they settled for a 31-yard Wyatt Bryan field goal.

That proved to be the end of the scoring for the evening.

The Buffs had several drives stall near midfield, and finally reached inside the CSU red zone in the fourth quarter, only to see the drive end on a missed field goal. CU also had a pair of drives ended by interceptions.

The Colorado defense, however, did its job all night. CSU reached inside the red zone only twice and came away with only a field goal. The Buffs held the Rams to just 88 yards rushing and while CSU finished 309 yards passing, 145 came in the fourth quarter as they tried to mount a comeback.

The Buffs held strong down the stretch, ending CSU's last three possessions on downs (incomplete pass), a fumble recovery by Afolabi Laguda and an interception by Trey Udoffia.

The win was CU's third straight in the series and gave Colorado an all-time 65-22-2 edge.

Colorado State.....	0	3	0	0	–	3
COLORADO	10	7	0	0	–	17

SCORING	Score	Time	Qtr
COLORADO — Lindsay 45 run (Graham kick)	7- 0	7:11	1Q
COLORADO — Stefanou 39 FG	10- 0	1:38	1Q
COLORADO — Fields 31 pass from Montez (Stefanou kick)	17- 0	13:36	2Q
Colorado State — Bryan 31 FG	17- 3	9:56	2Q

TEAM STATISTICS	COLORADO	CSU
First Downs.....	19	23
Third Down Efficiency (Fourth).....	7-14 (0-0)	9-18 (0-3)
Rushes—Net Yards	38-143	33-88
Passing Yards	202	309
Passes (Att-Comp-Int).....	29-21-2	47-24-2
Total Offense.....	345	397
Return Yards	11	0
Punts: No-Average.....	5-41.0	5-42.8
Fumbles: No-Lost.....	0-0	1-0
Penalties/Yards	7/59	10/120
Quarterback Sacks—Yards	3-18	5-37
Time of Possession	28:43	31:17
Drives/Average Field Position	12/C27	12/CS26
Red Zone: Scores-Attempts (Points).....	0-1 (0)	1-2 (3)

Attendance: 73,932 **Time:** 3:11

Weather (85°): mostly clear skies, 22% humidity, 9 mph winds from the east

INDIVIDUAL STATISTICS

Rushing—Colorado: Lindsay 19-140, Adkins 4-10, Bisharat 1-2, Montez 12-minus 7, Team 2-minus 2. **CSU:** Dawkins 14-43, Matthews 10-31, Boddie 4-27, Clark 1-0, Stevens 4-minus 13.

Passing—Colorado: Montez 29-21-2, 202, 1 td. **CSU:** Stevens 47-24-2, 309, 0 td.

Receiving—Colorado: Bobo 8-49, Fields 6-78, Ross 2-20, Lindsay 2-16, MacIntyre 1-28, Bounds 1-6, Winfree 1-5. **CSU:** Johnson 6-71, Clark 5-72, Gallup 5-67, Dawkins 3-31, Jackson 2-47, Butler 2-5, Fackrell 1-16.

Punting—Colorado: Kinney 5-41.0 (48 long, 4 In20). **CSU:** Stonehouse 5-42.8 (59 long, 3 In20).

Punt Returns—Colorado: none. **CSU:** none. **Kickoff Returns—Colorado:** none. **CSU:** none.

Tackle Leaders—Colorado: Lewis 3,9—12; Laguda 7,4—11; Gamboa 3,8—11; Jackson 7,1—8; Moeller 6,2—8; Worthington 5,3—8; McCartney 6,0—6; Udoffia 5,0—5; Edwards 2,1—3; Mulumba 2,1—3; Oliver 2,0—2; Tuiloma 2,0—2. **CSU:** Watson 7,2—9; Hawkins 7,0—7; Hicks 5,1—6; Nutt 5,0—5; Thomas 3,2—5; Fogal 3,1—4; Robinson 3,1—4; Buys 3,0—3.

Quarterback Sacks—Colorado: Callier 1-8, Jackson 1-0, Gamboa ½-5, Sparaco ½-5. **CSU:** Thomas 1-16, Hubbard 1-8, Buys 1-5, King 1-5, McBride 1-3.

Interceptions—Colorado: Udoffia 1-0, Worthington 1-0. **CSU:** Nutt 2-0. **Passes Broken Up—Colorado:** Oliver 4, Udoffia 2, Gamboa, Moeller. **CSU:** none.

GAME NOTES

Colorado now lead the series **65-22-2 (11-6 in Denver, 22-8 since it was resumed in 1983)** ... MacIntyre is now **3-2** in season openers at CU and is **6-1** against CSU overall (**2-0** at San Jose State) ... Colorado is now **79-44-5** in 128 season openers ... CU won the coin toss and has now won **14** of the last **15** dating back to last year's opener ... The **17** points were the fewest scored by the Buffs in a season-opening win since 1970 (won 16-9 at Indiana) and the fewest by the winning team in the CU-CSU series since 2006 (CSU, 14-10 in Denver), and it is only the third time since the rivalry resumed in 1983 that the winning team didn't score at least 20 ... The **3** points the Buffaloes allowed were the fewest in a season opener since 2010 (24-3 win over CSU in Denver) and 1988 (45-3 over Fresno State in Boulder); otherwise, you have to go back to a 0-0 tie at Wisconsin in 1965 to find the last time CU allowed fewer ... It was the third time in the last 11 games that CU did not allow a touchdown, and the fewest points the Buffs have allowed in any game since a 48-0 win over Nicholls State in 2015 (the fewest by an FBS opponent since the 2010 CSU game) ... It had been eight years since CU played a game with a **scoreless** second half; last: at Kansas State, Oct. 24, 2009 (KSU won, 20-6) ... The attendance of **73,932** exceeded 2016's (69,850) and is the most in the series since 2003 (76,219); it was the fifth-highest in the 17 games in Denver.

**RIVALRY TO RETURN IN 2023-24**

After the completion of the current 10-game contract between CU and CSU, the teams will step back and take a two-year hiatus in the rivalry, which will end a run of 26 straight seasons of games in the series. The series will resume in 2023, when Colorado State visits Boulder in week three (Sept. 16); the Buffaloes return the game in 2024, traveling north to Fort Collins also in week three on Sept. 14. The series will then take another break, but both schools are looking at dates later in the decade for the next home-and-home.

THIS DAY IN COLORADO BUFFALO HISTORY: AUGUST 31

Colorado is **2-1** all-time on **August 31**, as August games are still rare at this point in the history of most schools as college football traditionally started in late September before a slow pullback toward Labor day and the addition of the 11th and 12th regular season games in 1971 and 2006. A look at the two Aug. 31 games in Colorado history: **1996**—After tearing the ACL in his knee the previous season, Koy Detmer made a triumphant return to the lineup in completing 20-of-33 passes for 254 yards and three touchdowns to lead CU to a 37-19 win over Ryan Leaf and the Washington State Cougars. The Buffs sprinted to a 24-0 second quarter lead and never looked back in leading 37-6 before two late WSU scores. **2002**—Two Cecil Sapp touchdown runs gave Colorado State a 13-0 lead before Jeremy Bloom, on his first touch as a Buffalo, returned a punt 75 yards for a touchdown to open the fourth quarter. CU went ahead 14-13 on a Chris Brown run, but the Rams rallied to take a 19-14 lead. The Buffs drove into the CSU red zone in the final minute, but a fourth quarter pass from Craig Ochs to John Donahoe fell incomplete as the Rams hung on for the win. **2008**—After a scoreless first quarter, the Buffs scored took a 14-7 leads over Colorado State and appeared to be pulling away after a 93-yard kickoff return for a touchdown by Josh Smith gave CU a 21-7 lead; not to be deterred, CSU came right back with a 90-yard kickoff return by John Mosure for a score that the CU lead to 21-14, of which it remained at halftime. Second half 1-yard TD runs by Cody Hawkins and Darrell Scott eventually paved the way for a 38-17 Buffalo win in Denver. The CU defense had five sacks and limited the Rams to 258 total yards. **AUGUST 31 COLORADO MVP:** Detmer. The CU senior's three TD passes paved the way for 478 yards of Buffalo offense.

COLORADO IN AUGUST

"No harvest moon to light one tender August night ..." — **Stevie Wonder**, from his No. 1 hit in 1984 from *The Woman in Red* soundtrack, **I Just Called To Say I Love You**. The Buffaloes would not play in August until six years later, in the 1990 Disneyland Pigskin Classic, and are **3-3-1** all-time in the eighth month of the calendar year. A look at each game:

Date	Opponent	Result	Attend.	Rank CU Opp	CU FD	Rushing att yds td	Passing a-c-i yds td	Tot Offense no yds	OPP FD	Rushing att yds td	Passing a-c-i yds td	Tot Offense no yds	TV
Aug. 26, 1990	^Tennessee	T 31-31	33,485	5 8	18	55 368 3	19- 5-3 68 0	74 436	27	36 135 2	55-33-3 368 2	91 503	NBC
Aug. 31, 1996	WASHINGTON STATE	W 37-19	51,481	5 —	23	46 192 1	40-22-1 278 3	86 470	9	21 5 1	33-13-1 163 1	54 168	ABC (r)
Aug. 26, 2001	★FRESNO STATE (N)	L 22-24	47,762	— —	23	31 66 0	51-31-2 346 2	82 412	17	35 89 2	36-21-0 198 1	71 287	ESPN2
Aug. 31, 2002	†Colorado State	L 14-19	75,531	7 —	19	48 170 1	27-14-1 199 0	75 369	17	38 152 3	24-11-1 168 0	62 320	ESPN2
Aug. 30, 2003	†Colorado State (N)	W 42-35	76,219	— 23	17	43 102 2	34-21-0 402 4	77 504	24	39 246 2	40-18-1 339 3	79 585	ESPN
Aug. 31, 2008	†Colorado State (N)	W 38-17	69,619	— —	19	36 153 3	29-20-1 214 1	65 367	18	26 71 0	38-27-2 187 1	64 258	FSN
Aug. 29, 2014	†Colorado State (N)	L 17-31	63,363	— —	22	34 134 0	39-24-0 241 2	73 375	27	45 266 3	23-13-0 134 1	68 400	FS-1

^—Disneyland Pigskin Classic at Anaheim, Calif.; ★—Jim Thorpe Association Classic; †—in Denver (Mile High Stadium/Invesco Field at Mile High/Sports Authority Field at Mile High).

THIS WEEK'S HISTORICAL NOTE / 1983

Fearing state legislators would force the two schools to play again on the gridiron, the school's athletic directors (**Eddie Crowder**, CU, and **Fum McGraw**, CSU) met in 1981 and beat the politicians to the punch in agreeing to resume the series, which had been dormant since the 1958 season. The first game in the renewal of the rivalry took place in Boulder on Sept. 17, 1983 before 49,783 spectators, CU's largest home crowd against a non-conference opponent in six years. The Buffaloes, in their second season under **Bill McCartney**, were coming off a 23-17 loss at Michigan State, while the Rams, in their second year under **Leon Fuller**, were 0-2 after losses to Air Force at home (34-13) and at Hawai'i (34-0). **QB Steve Vogel** (*right*) threw a pair of touchdown passes to **WR Loy Alexander** and **TB Darryl Johnson** scored on a 32-yard run to build a 21-0 lead early in the second quarter en route to a 31-3 Colorado win. CU outgained CSU, 386-234, including 233-42 on the ground. The Buffs went on to post a 4-7 record, their best mark since 1978, while CSU rebounded to win five of its final seven games to finish 5-7.

BACK-TO-BACK RIVALS FOR OPENERS?

Though it remains to be seen how much of a rivalry remains with Nebraska since CU hasn't played the Huskers since 2010 when both were in their last year as members of the Big 12, it's not very common for a school to open with back-to-back traditional rivals since the advent of 11 game regular seasons schedules in 1971. The Buffaloes open with Colorado State in Denver on August 31 and then travel to Lincoln to face Nebraska on September 8. Here are some other instances where a school has started a season with back-to-back rivalry games:

School	Year	Week 1 Rivalry Game	Result	Week 2 Rivalry Game	Result
Illinois	1975	at Iowa	W, 27-12	Missouri	L, 20-30
Illinois	1976	Iowa	W, 24-6	at Missouri	W, 31-6
Illinois	1984	Northwestern	W, 24-16	Missouri	W, 30-24
Georgia	1992	at South Carolina	W, 28-6	Tennessee	L, 31-34
Georgia	1993	South Carolina	L, 21-23	at Tennessee	L, 6-38
Georgia	1994	at South Carolina	W, 24-21	Tennessee	L, 23-41
Georgia	1995	South Carolina	W, 42-23	at Tennessee	L, 27-30
Boise State	2003	Idaho State	W, 62-0	at Idaho	W, 24-10
Temple	2009	Villanova	L, 24-27	at Penn State	L, 6-31
Georgia	2013	at Clemson	L, 35-38	South Carolina	W, 41-30
Georgia	2014	Clemson	W, 45-21	at South Carolina	L, 35-38
New Mexico State	2016	at Texas-El Paso	L, 22-38	New Mexico	W, 32-31

- ♦ In 2019, it will be a trifecta for Colorado: CSU again in Denver, Nebraska then visits Boulder, and for the first time since 1974, CU will renew its rivalry with Air Force, as the two will play in Boulder (with a return trip to Colorado Springs in 2022).



BUFFS ADD THREE NEW COACHES TO STAFF, TWO DEPART

Following the season, head coach **Mike MacIntyre** made changes to his coaching staff, as two longtime assistants left the program with three new ones coming on board, including filling the position of a 10th assistant allowed by the NCAA for the first time beginning January 9. Co-offensive coordinator and quarterbacks coach **Brian Lindgren** returned to his native Northwest, accepting similar positions on December 5 at Oregon State under its new head coach, Jonathan Smith. Defensive line coach **Jim Jeffcoat** was not retained after five years on the CU staff (and the previous three with MacIntyre at San Jose State). **Darrin Chiaverini**, co-offensive coordinator, will now call the plays, with offensive line coach **Klayton Adams** assuming co-coordinator duties on the offense, while **Kurt Roper** was hired to coach the quarterbacks on January 3. Defensively, **ShaDon Brown** was promoted to passing game coordinator with the additions of **Ashley Ambrose** as cornerbacks coach (January 18) and **Kwahn Drake** as line coach (January 25).

ANNUAL REWARD FOR DESERVING WALK-ONS

After the August 17 morning practice, coach MacIntyre had the team huddle together on the Folsom Field floor and pointed to the BuffVision board where it was announced that three walk-ons were being placed on scholarships. The recipients were senior **S Daniel Talley**, junior **PK Davis Price** and redshirt freshman **TE Brady Russell** (who is the nephew of CU's 1996 Butkus Award-winning All-American, Matt Russell). All three prepped at Colorado high schools,

FOLSOM 500

When the Buffaloes host Utah in the regular season home finale on Nov. 17, it will be game number **500** for the Buffaloes at Folsom Field (*regular season of course, spring not included*). The stadium was constructed at a then-cost (obviously) of \$75,000 and opened one game into the 1924 season as "Colorado Stadium." When Fred Folsom, then CU's all-time winningest coach passed away in 1944, it was renamed in his honor. The stadium is in its 95th season, one of the oldest venues in college sports, and has hosted **494** CU football games to date. That number stands tied for **19th** in the NCAA among 129 FBS schools (includes the number of games only that school has played in that stadium, not bowl games unless they appeared in that bowl). The list through August 25:

School	Stadium	Year Opened	Games	Record	Pct.	School	Stadium	Year Opened	Games	Record	Pct.
Georgia Tech	Bobby Dodd Stadium	1913	688	470-197-21	.698	Oklahoma State	Boone Pickens Stadium	1920	506	305-182-19	.622
USC	Los Angeles Memorial Coliseum	1923	611*	448-136-27	.755	Tulsa	Skelly Field/H.A. Chapman Stadium	1930	504	332-158-14	.673
Tennessee	Neyland Stadium	1921	608	463-128-17	.775	North Carolina	Kenan Memorial Stadium	1927	501	298-187-16	.611
California	California Memorial Stadium	1923	589	335-238-16	.582	Colorado	Folsom Field	1924	494	312-172-10	.642
LSU	Tiger Stadium	1924	587	419-150-18	.729	Texas	Darrell K. Royal Stadium	1924	494	371-113-10	.761
Cincinnati	Nippert Stadium	1915	583^	348-219-16	.611	Missouri	Faurot Field/Memorial Stadium	1927	491	287-184-20	.605
Washington	Husky Stadium	1920	582	384-177-21	.678	Oklahoma	Gaylord Family/Memorial Stadium	1923	491	390- 86-15	.810
Wisconsin	Camp Randall Stadium	1917	573	356-194-23	.641	Iowa	Kinnick Stadium	1929	483	284-184-15	.604
Michigan	Michigan Stadium	1927	568	424-129-15	.760	Texas A&M	Kyle Field	1927	475	309-154-12	.663
Ohio State	Ohio Stadium	1922	568	436-112-20	.785	Virginia	Scott Stadium	1931	464	260-192-12	.573
Nebraska	Memorial Stadium	1923	557	415-129-13	.757	Notre Dame	Notre Dame Stadium	1930	462	343-114- 5	.748
Michigan State	Spartan Stadium	1923	531	364-154-13	.698	Georgia	Sanford Stadium	1929	461	346-106- 9	.760
Arizona	Arizona Stadium	1929	528	321-195-12	.619	TCU	Amon G. Carter Stadium	1930	451	261-174-16	.596
Illinois	Memorial Stadium	1923	520	270-236-14	.533	Florida	Ben Hill Griffin Stadium	1930	450	330-107-13	.748
Northwestern	Ryan Field/Dyche Stadium	1926	516	241-264-11	.478	Duke	Brooks Field/Wallace Wade Stadium	1929	445	239-199- 7	.545
Kansas	Kivisto Field/Memorial Stadium	1921	511	246-249-16	.497						

(^—home games played at Riverfront and Paul Brown stadiums not included; *—includes six wins vacated by the NCAA, but for this survey, those games were obviously played.)

CU will become the fifth Pac-12 team to play 500 games in its current stadium, joining USC, Cal, Washington and Arizona (only the Big 10 has more with seven).

Fan Note: The late **F.M. "Dutch" Westerberg** saw every home game at Folsom between its opener on Oct. 11, 1924 until he died in 1999 — **383** total.

700 CLUB

With the 44-28 win over California, Colorado became the 25th school to reach the 700-win mark; the Buffs have an all-time record of **700-501-36** (a .580 winning percentage). In addition to being 25th on the all-time win list, CU is 36th in winning percentage (29th for schools with 1,000 or more games played in the FBS). The top 30 in all-time wins through August 25:

Team	Years	Games	Won	Lost	Tied	Pct.	Team	Years	Games	Won	Lost	Tied	Pct.	Team	Years	Games	Won	Lost	Tied	Pct.
1 Michigan	138	1,318	943	339	36	.729	11 Georgia	124	1,282	808	420	54	.651	21 Florida	111	1,169	714	415	40	.628
2 Notre Dame	129	1,272	906	324	42	.729	12 LSU	124	1,246	787	412	47	.650	22 Arkansas	124	1,247	713	494	40	.588
3 Ohio State	128	1,275	898	324	53	.725	13 Auburn	125	1,242	759	436	47	.630	23 Syracuse	128	1,295	709	537	49	.566
3 Texas	125	1,297	898	366	33	.705	14 West Virginia	125	1,280	742	493	45	.597	24 Navy	137	1,323	708	558	57	.557
5 Nebraska	128	1,313	893	380	40	.695	15 Virginia Tech	124	1,249	737	466	46	.608	25 COLORADO	128	1,237	700	501	36	.580
6 Alabama	123	1,262	891	328	43	.723	16 Texas A&M	123	1,257	732	477	48	.601	26 Wisconsin	129	1,240	697	490	53	.583
7 Oklahoma	123	1,260	884	323	53	.723	17 Clemson	122	1,233	729	459	45	.609	27 Michigan State	121	1,191	694	453	44	.601
8 Penn State	131	1,305	878	386	41	.689	18 Georgia Tech	125	1,267	728	496	43	.592	28 North Carolina	127	1,276	689	533	54	.561
9 USC	124	1,227	834	339	54	.702	19 Washington	128	1,220	725	445	50	.615	29 Minnesota	134	1,248	688	516	44	.569
10 Tennessee	121	1,269	833	383	53	.677	20 Pittsburgh	128	1,286	717	527	42	.574	30 Miami-Ohio	129	1,183	684	455	44	.597

EAST MEETS WEST

When CU hosts **New Hampshire** on Sept. 15, it will mark the furthest east location of any opponent in CU history. UNH is located in Durham, N.H., which is a bit further east than Boston College (CU's 1999 Insight.com Bowl opponent) and the University of Massachusetts (CU-UMass have played twice).

- The Wildcats are a traditional FCS power, and open the season ranked **No. 8** in the AFCA Preseason Coaches Poll.
- CU and UNH have been linked for decades in one particular sport — skiing.

**2018 PRESEASON HONORS**

A look at preseason honors afforded the Buffaloes as of August 26:

PRESEASON ALL-AMERICAN

LS J.T. BALE (second-team: *Phil Steele's College Football*)

PRESEASON ALL-PAC 12 CONFERENCE

LS J.T. BALE (first-team: *Phil Steele's College Football*)
 DL JAVIER EDWARDS (second-team: *Phil Steele's College Football*)
 ILB RICK GAMBOA (second-team: *Phil Steele's College Football*; third-team: *Athlon Sports, Lindy's College Football*)
 P ALEX KINNEY (third-team: *Athlon Sports, Lindy's College Football, Phil Steele's College Football*)
 ILB DREW LEWIS (fourth-team: *Phil Steele's College Football*)
 OG TIM LYNOTT, Jr. (fourth-team: *Athlon Sports, Phil Steele's College Football*)
 WR JAY MacINTYRE (fourth-team: *Phil Steele's College Football*)
 QB STEVEN MONTEZ (fourth-team: *Phil Steele's College Football*)
 DE CHRIS MULUMBA (third-team: *Phil Steele's College Football*)
 WR LAVISKA SHENAULT (second-team: *Phil Steele's College Football*)
 PK JAMES STEFANOU (third-team: *Athlon Sports, Phil Steele's College Football*)
 WR JUWANN WINFREE (fourth-team: *Athlon Sports*)
 S EVAN WORTHINGTON (third-team: *Athlon Sports, Lindy's College Football, Phil Steele's College Football*)

BUFFALOES ON NATIONAL AWARD LISTS**(WATCH LISTS/OFFICIAL NOMINATIONS)**

Maxwell Award (national player of the year): **QB Steven Montez** (one of 84 players on official watch list)
 Earl Campbell Tyler Rose Award (most outstanding offensive player with ties to state of Texas): **QB Steven Montez** (one of 47 players on official watch list)
 Lou Groza Award (top placekicker): **PK James Stefanou** (one of 30 players on official watch list)
 Ray Guy Award (top punter): **P Alex Kinney** (one of 27 players on official watch list)
 Ted Hendricks Award (top defensive end): **DE Chris Mulumba** (one of 36 on official watch list)
 Johnny Unitas Golden Arm Award (top college quarterback): **QB Steven Montez** (one of 49 players on official watch list)
 Walter Camp Award (national player of the year): **QB Steven Montez** (one of 50 players on official watch list)
 Wuerffel Award (community service): **S Nick Fisher** (CU's nomination)

NATIONAL TOP 100 PLAYER/COACH RATINGS

Head Coaches: Mike MacIntyre (No. 87, *collegefootballnews.com*)
 Centers: Tim Lynott, Jr. (No. 28, *Phil Steele's College Football*)
 Free Safeties: Nick Fisher (No. 31, *Phil Steele's College Football*)
 Inside Linebackers: Rick Gamboa (No. 48, *Phil Steele's College Football*), Drew Lewis (No. 53, *Phil Steele's College Football*)
 Punters: Alex Kinney (No. 24, *Phil Steele's College Football*)
 Quarterbacks: Steven Montez (No. 21, *Phil Steele's College Football*)
 Running Backs: Travon McMillian (No. 51, *Phil Steele's College Football*)
 Strong Safeties: Evan Worthington (No. 30, *Phil Steele's College Football*)

PAC-12 PLAYER RATINGS

collegefootballnews.com (overall top 30): QB Steven Montez (No. 23), ILB Drew Lewis (No. 25)

NATIONAL UNIT RATINGS

Defensive Backs: No. 33 (*Phil Steele's College Football*)
 Linebackers: No. 50 (*Phil Steele's College Football*)
 Quarterbacks: No. 34 (*Phil Steele's College Football*)
 Special Teams: No. 13 (*Phil Steele's College Football*)
 Wide Receivers: No. 49 (*Phil Steele's College Football*)

PRESEASON TEAM RANKINGS

Publication	National	P-12 South	Publication	National	P-12 South	Publication	National	P-12 South
Phil Steele's College Football	No. 47	t-4th	ESPN Power Index	*No. 78	6th	Simplified Football	5th
CBSSports.com	No. 61	5th	SB Nation	No. 84	6th	Street & Smith's	5th
Athlon Sports	No. 67	5th	Sports Formulator	*No. 85	t-4th	Arena Fanatic	t-5th
Collegefootballnews.com	No. 67	6th	Collegesportsmadness.com	No. 92	6th	McIllece Sports	6th
Lindy's Pac-12 Football	No. 73	6th	The Athletic	t-4th	Associated Press
CompugherRankings.com	No. 74	6th	ESPN.com	5th	USA Today/Coaches Poll
CollegeFootballPoll.com	No. 77	6th	Gold Sheet	5th	(NCAA 2016-17 APR)	No. 57	7th/Pac-12)
D-Ratings.com	No. 78	6th	Pac-12 Summer Media Poll	5th	*—power ranking.		


**LEON WHITE MEMORIAL SET FOR SEPTEMBER 29**

A memorial for former University of Colorado All-American offensive lineman **Leon White**, who went on to become a world famous professional wrestler, has been set for Saturday, Sept. 29, at the school's Champion Center on the northwest corner of Folsom Field. White, 63, passed away in Dallas on June 18 from complications due to pneumonia. The memorial will begin at 1 p.m.

White, who attended CU from 1973 to 1977, eventually succumbed to heart failure after having open heart surgery in March and then battling a severe case of pneumonia since. After beginning what would be a 30-plus year career in wrestling as the "Baby Bull," he would first become a star in the sport in Japan under the name of "Big Van Vader" and then world-wide (Vader would become more commonplace).

A first-team All-American as a senior in 1977 under the late coach Bill Mallory, he was selected to the American Football Coaches Association/Kodak team as its center (UPI made him a second-team choice). He was a *Playboy Magazine* Preseason All-American at tackle prior to his original senior year in 1976, but after he went down with a season-ending knee injury one game into the year, the Big Eight granted him an extra year of eligibility; he then moved to center. He won CU's John Mack Award as the outstanding offensive lineman as selected by his teammates as a senior, when he was a first-team All-Big 8 performer (after earning second-team honors as a junior). He lettered at three different positions on the offensive line: guard (1973-75), tackle (1975-76) and center (1977), and is believed to be the only player in Big Eight history to have done so at all three O-line spots. He started at least one game in each season, the only known player to this day in CU history to start games in five different years.

White owned a 6-foot-3 and 275-pound frame as a collegian (he would go on to wrestle anywhere from 350 to 425 pounds). He recorded a 465-pound bench press in college, one of the top efforts in CU history at the time; he also possessed 5.1 speed in the 40-yard dash thus showcasing his overall athletic ability. Generally considered one of the greatest super heavyweight wrestlers in the history of the sport, one of his signature moves was an aerial maneuver which came to be known as the "Vadersault." His iconic look was a red and black singlet with a matching mask of strips of black and red leather, giving him sort of a "Lone Ranger-esque" appearance. He won the Triple Crown Heavyweight Championship twice, and was a three-time champion in both the IWGP and WCW competitions. After competing almost a decade for New Japan Pro Wrestling, he returned to the United States permanently to wrestle in 1990, joining the WWF circuit (now known as the WWE) in 1996.

**FRANK CLARKE, CU'S FIRST AFRICAN-AMERICAN FOOTBALL PLAYER, PASSED ON JULY 25**

Former University of Colorado and NFL standout receiver **Frank Clarke**, the first African-American varsity football player at CU and the first to earn a letter, died July 25 in Dallas after a lengthy illness; he was 84.

Clarke, who was inducted into the CU Athletic Hall of Fame in 2008, joined the Buffs in 1954 after playing two years at Trinidad Junior College. After sitting out a transfer year, he led the Buffs in receiving in 1955 and '56, earning honorable mention All-Big 7 honors as a junior. In an era when Colorado rarely threw the ball downfield, he still finished his career averaging 26.6 yards for 20 catches, seven of which went for touchdowns. Clarke also blocked two kicks in his career, handled most of CU's kickoff duties, and had one catch for 18 yards in CU's 27-21 win over Clemson in the 1957 Orange Bowl. That Orange Bowl also became a seminal moment in CU history in terms of breaking racial barriers that were still firmly in place in the Deep South at the time.


Clarke was one of two black athletes on the 1956 CU team, as another future Hall of Famer, John Wooten, had joined the Buffs soon after Clarke. When the Buffs were invited to play Clemson in the Orange Bowl, Clemson officials said the school would not play a team with black athletes. The Buffs, however, refused to relent and said they would show up. If Clemson wanted to play, the Buffs would be waiting, and Clemson officials finally agreed to play the game. Wooten, who also had a long NFL career, remembered that the Miami hotel at which the Buffs stayed told CU the hotel would not allow the Buffs' black players to room there.

"Miami Beach was still segregated and the hotel personnel plainly stated they didn't want any Negroes coming down there," Wooten said. "When it became apparent that Colorado wasn't going to back down, the Bal Harbor Hotel tried to reach a compromise. They said that Frank and I would have to stay in the same room and it would be on the top floor of the hotel. Frank and I had never roomed together. We roomed by position. My roommate was Bobby Salerno, and I didn't want to change it. I can't remember who Frank's roommate was, but I know he felt the same way. "We stood strong. When we went to Miami Beach, we had our usual roommates and it was business as usual. And Clemson did show up at the game and we beat them."

Clarke left CU as Colorado's fifth all-time leading receiver, despite playing just two seasons. He was drafted by the Cleveland Browns after his senior season and played three years in Cleveland before going to the Dallas Cowboys in the 1960 expansion draft. In Dallas, Clarke excelled, setting numerous franchise records that held literally for decades. He played eight years with the Cowboys, and finished his NFL career with 291 receptions for 5,426 yards and 50 touchdowns.

Clarke led the Cowboys in receiving yards and touchdown catches from 1961 to 1964, and he still shares the Dallas record for consecutive games with at least one touchdown catch (seven) with Bob Hayes, Terrell Owens and Dez Bryant. His 14 touchdown catches in 1962 set a franchise record that stood until 2007, when it was broken by Owens; and he also held the Cowboys record for career receiving multi-touchdown games (nine) until it was broken by Bryant in 2014. His final NFL game came in the famed 1967 "Ice Bowl" NFL championship game, when the Green Bay Packers defeated the Cowboys, 21-17.

After his playing career, Clarke pursued a variety of opportunities, including becoming the first African-American sports anchor at a Dallas television station, and also working NFL games for CBS.





INTERNATIONAL FLAVOR

Colorado has international players from four countries (Australia, Cameroon, Finland and Germany), as well as from five time zones in the United States. A look at the schools with the most players from outside the US of A:

7 Temple (Cameroon, Cuba, Dominican Republic, Jamaica, Nigeria, Peru, Sweden)	4 Hawai'i (American Samoa, Australia, Canada, Japan)
5 Eastern Michigan (Canada, Denmark, Finland, Germany, Netherlands)	3 USC (American Samoa, Australia, Nigeria)
4 Cincinnati (Australia, Bahamas, Canada, Germany)	3 Maryland (Australia, Liberia, Nigeria)
4 Colorado (Australia, Cameroon, Finland, Germany)	3 Michigan (Canada, Germany, Liberia/Guinea)
	3 Massachusetts (Australia, Canada, Germany)

2018 MAJOR RULE CHANGES

A few notable rules changes for the 2018 season:

- ❑ **New Redshirt Rule:** Incoming freshmen can now play in up to four games but not lose that year of eligibility; that also applies to junior college transfers and essentially to anyone in their first year at an institution from August 1, 2018 forward. In any year they play in four games or less, they get the year back (and the four can be anywhere during the season; they do not have to be the first four games). Also if a player redshirts as a true freshman and then suffers a season-ending injury within the first four games of another season, he's now eligible for a sixth-year without having to lose two years to injuries and go through the old petition process. A perfect example would be **Derek McCartney**, who redshirted as a true freshman in 2013, and was injured in game three of his fourth-year (2016); he would have been awarded a sixth-year of eligibility under this rule change.
- ❑ **Kickoffs.** If the returning team calls for a fair catch anywhere from in the end zone to their own 24, the ball will be spotted at its 25-yard line (unless the fair catch is further up field).
- ❑ Rosters for **fall camp** were increased to 110 from 105.
- ❑ The total number of **communication devices** is maxed out at 20, 15 of which for countable coaches and graduate assistants (four for squad members and on field for non-coaching activity).
- ❑ Jerseys can now contain the letter "**C**" to identify team captains.
- ❑ The **play clock** will be set at 40 seconds immediately after a touchdown in order to expedite the PAT try (and will be set at 40 seconds after a free kick).
- ❑ **Targeting.** The committee opted to leave in place the established rules and made no adjustments.
- ❑ **Instant Replay.** A 10-second runoff rule has been adopted when there is less than one minute remaining in either half. If a review results in the on field ruling being reversed, and the correct ruling would NOT have stopped the game clock, then the clock will be reset to the time the ball is declared dead by replay and then the referee will subtract 10 seconds from the clock, which will then start on the referee's signal (either team may use a timeout to avoid the runoff).

THAT REDSHIRT RULE

If the new rule above had been permanently in place since freshmen were allowed to play, here are some notable Buffaloes that would have earned a full season back due to either playing in four games or less at some point in their career due to injury, and others who once played, were simply inserted at the end of games over the course of the season when the outcomes had already been decided (assuming the four-game maximum would have applied in 11-game seasons prior to 2006; *—denotes true freshman):

WR *Dave Logan, 1972	Debuted late in week two in a 56-14 win over Cincinnati, when he had his lone reception of the year. He was on the travel squad, but appeared just a couple of more times.
TB *James Mayberry, 1975	Appeared late in several games, had 16 rushing attempts and one reception.
DT George Smith, 1982	Injured in the fourth game of the year, he had 34 tackles, four for losses when he was lost for the year.
WB *Mike Pritchard, 1987	Appeared in six games and 17 rushes and threw seven passes.
QB *Darian Hagan, 1988	Appeared in five games (plus the Freedom Bowl), had 38 rushes and threw seven passes.
QB *Vance Joseph, 1990	Appeared in four games, had 13 rushes and threw seven passes (and was next in line to play in the '91 Orange Bowl).
QB *Kordell Stewart, 1991	Appeared in two games, had 18 rushes and threw two passes.
QB *Koy Detmer, 1992	Pressed into duty to rally CU over Minnesota in game three, started two others and appeared in seven overall; but he was also injured early in the fourth game in 1995, so either would have applied.
ILB Jashon Sykes, 2001	Injured in the fourth game of the year, he had already racked up 33 tackles and 3½ sacks
QB *Joel Klatt, 2002	Played three snaps late against Baylor in game seven, appeared in a handful of others after, including on the punt team.
OLB Derek McCartney, 2016	Had already utilized his redshirt year, so when lost for the season with a torn ACL in game three at Michigan, he lost that year.

And there were several players in 1984, when CU resurrected its junior varsity team for one year; several played in the three JV games and then saw some time afterward in some of the last six varsity games. These included **WR Lance Carl**, **ILB Don DeLuzio**, **TB Dion Dyson**, **TE/P Keith English**, **WR Drew Ferrando**, **QB Mark Hatcher**, **P Barry Helton**, **TB Sam Smith**, **CB David Tate** and **FB Anthony Weatherspoon**.

PAC-12 PILOT PROGRAM TO REDUCE LENGTH OF GAMES

In 2017, the Pac-12 Conference initiated a pilot program to reduce the length of game times by shortening halftime and assorted commercial breaks throughout the game. The CU-Northern Colorado game was one of those selected last year, but the game took 3:22 to play as it was a high-scoring, 41-21 affair. This year, CU will participate in two such games, as against UCLA in Boulder (Sept. 28) and at California (Nov. 24) the halftimes will be 15 minutes in length instead of 20 and will have a reduction in the number and length of commercials.

**"FREAK" LIST**

For the past 15 years, college football analyst **Bruce Feldman** has put out a list in the summers on the biggest Freaks in college football. The list "showcases guys who generate buzz inside their programs by displaying the type of rare physical abilities that wow even those folks who are used to observing gifted athletes every day." The list is compiled with the help of many coaches, players and SIDs from around the nation. This is the first year he did a top 50, and in that it included two Buffs - No. 22 **Davion Taylor** and No. 32 **Drew Lewis**. Feldman's synopses on Taylor and Lewis:

No. 22 Taylor: "The Buffaloes amped up the speed of their defense quite a bit when they landed Taylor over the winter, the No. 1 outside linebacker junior college prospect (and No. 8 overall JUCO prospect) in the country. He completed spring football in February and March and went right to the track, where he raced in the 100 and 200 meters and was on the 4x100 relay team. The 6-3, 220-pounder was CU's fastest sprinter, and he finished sixth in the 100 at the Pac-12 Championships. His top 100 time this year was 10.51 in the prelims of the Pac-12s.

No. 32 Lewis: "The Buffaloes' leading tackler last season (119), the 6-2, 225-pound senior tied for the Colorado team best in the power clean with 355. He squats 515. Lewis also broad jumped 10-6 and posted a 1.50 time in the 10-yard sprint (second best among the Buffs). He also comes from quite the football pipeline. His father, Will, played cornerback in the NFL and CFL and is a former director of pro scouting for the Kansas City Chiefs. His uncle, Tim, was a standout defensive back at Pittsburgh who was a first-round pick of the Green Bay Packers. His older brother, Ryan, played cornerback at Pitt. He also has three cousins who played football at Pitt, including former NFL defensive back-turned-front-office-exec-turned-ESPN analyst Louis Riddick.

DB-U ?

Colorado has seen four defensive backs drafted over the last two years; the Buffs are one of five schools in the country to have four or more DBs drafted (Florida and Alabama lead with five while Michigan and Ohio State both have four like CU). **CB Isaiah Oliver** was CU's lone draftee last year, a second round pick of Atlanta, while **CB Chidobe Awuzie** (second round to Dallas), **CB Ahkello Witherspoon** (third round to San Francisco) and **SS Tedric Thompson** (fourth round to Seattle) all went the year prior. Colorado's secondary in 2018 will be a bit more on the green side than it has been (at least at corner), but is still stacked with talent. Leading the group will be senior safeties **Evan Worthington** and **Nick Fisher**. Worthington led CU in solo tackles last year (66) and interceptions (3) in an All-Pac-12 year. Fisher has played in 36 career games, made two starts, in 2016 was named the Pac-12 Defensive Player of the Week after the Washington State victory and is one of four players in school history to return an interception 100 yards for a touchdown. At cornerback, **Trey Udoffia** and **Dante Wigley** both return and both started in seven games a year ago. Redshirt freshman **Chris Miller** and junior college transfer **Delrick Abrams Jr.** will enter into the mix along with a group of younger players and newcomers all competing for playing time at corner for the Buffs.

➤ And don't forget **CB Ken Crawley**, who signed as a free agent with New Orleans after his senior year (2015) and has been a near regular in the Saints lineup (so that's five d-backs in three years in the NFL).

CAREER CHART WATCH

Here's where several Buffaloes rank on some of CU's all-time statistical charts entering the 2018 season (*Note: Colorado does not count bowl stats into career totals to protect past history, thus career numbers for players past and present will differ from NCAA*):

- ⇒ **ILB RICK GAMBOA** is 19th in tackles (292).
- ⇒ **TB DONOVAN LEE** is 60th in receptions (46) and is 21st in kickoff return yards (586).
- ⇒ **ILB DREW LEWIS** is 149th in tackles (127).
- ⇒ **WR JAY MacINTYRE** is 36th in receptions (66) and is 37th in receiving yards (870).
- ⇒ **QB STEVEN MONTEZ** is ninth in passing yards (3,992), is 11th in touchdown passes (27), is 86th in rushing yards (546), is 15th in true rushing yards by a quarterback (842) and is 11th in total offense (4,538).
- ⇒ **PK JAMES STEFANOU** is 60th in scoring (86) and is 15th in field goals made (17).
- ⇒ **WR JUWANN WINFREE** is 120th in receptions (21) and is 137th in receiving yards (325).

THE VERTICAL GAME (EXPLOSION PLAYS)

CU, as in the case with most teams, often is most dangerous on offense when the unit can strike for the big play both via the rush and pass. Colorado had 57 "explosion" plays in 2016, or ones that gained 20 or more yards; that was the most by a CU team since 2007 (49 in 2017). Here's a look at CU's 20-plus plays in recent memory, not including bowls, going back to 1994, when CU had a high of 76 plays over 20-yards, almost equal in nature (37 rush, 39 pass):

Season	Total	Rush	Pass	Season	Total	Rush	Pass	Season	Total	Rush	Pass	Season	Total	Rush	Pass	Season	Total	Rush	Pass
1994	76	37	39	1999	57	12	45	2004	48	13	35	2009	44	7	37	2014	48	12	36
1995	61	11	50	2000	38	8	30	2005	54	16	38	2010	43	11	32	2015	50	15	35
1996	64	12	52	2001	58	21	37	2006	35	18	17	2011	56	14	42	2016	57	16	41
1997	46	9	37	2002	58	35	23	2007	58	18	40	2012	36	9	27	2017	50	11	39
1998	40	11	29	2003	47	5	42	2008	40	8	32	2013	42	5	37	2018	0	0	0

MISCELLANEOUS STAT BOX / MacINTYRE ERA

Season	Red Zone (Scores-Att; (TD/FG); Plays-Yds)			Avg./1st Down		2nd Down Eff.		3rd / Avg-to-Go		Colorado					Opponent				
	Colorado	Opponent		Colo.	Opp.	Colo.	Opp.	Colo.	Opp.	Plays	20+	10+	5+	0 Neg	Plays	20+	10+	5+	0 Neg
2013	26-32 (14/12)	89-252	51-62 (42/ 9)	184-602	5.8	6.5	91-281	103-301	7.1	6.4	832	42	138	322	210	67	924	73	201
2014	40-45 (29/11)	117-410	47-52 (34/13)	108-405	5.4	6.8	116-337	83-267	6.5	6.8	996	48	176	419	242	83	845	72	189
2015	39-53 (27/12)	153-438	39-44 (26/13)	123-360	5.8	5.7	116-336	92-319	7.1	6.3	1008	50	174	417	209	100	948	65	169
2016	51-57 (37/14)	155-538	31-41 (22/ 9)	96-305	6.0	5.1	116-350	80-301	6.3	7.4	1037	57	188	439	214	90	910	48	150
2017	37-44 (25/12)	102-251	39-44 (25/14)	109-385	5.7	6.2	97-297	119-301	7.3	6.6	909	50	186	377	205	87	884	62	181

**CU TO INDUCT 11 INTO 2018 ATHLETIC HALL OF FAME CLASS**

The 14th class that will be inducted into the **University of Colorado Athletic Hall of Fame** this November 8 will feature 11 Golden Buffalo legends who are representative of five different sports across eight decades in the school's history, all of whom have their special place in history created during their CU athletic careers. The 11, one of whom will be honored posthumously, cover the 1920s through this decade, with two of the group also in coaching and administration. Spanning the group are six who lettered in football, with one a three-sport star, another serving as an assistant coach and a third a long-time administrator; the school's lone player who went on to win a World Series ring; two star basketball performers in the 1960s; CU's first nationally recognized female sprinter in track; and the most successful female skier in school history, who will be the first woman inducted in the sport that has captured 20 national championships.

The Hall since it was conceived in 1998, and the 11 will join 101 individuals (and the 1959 ski team as a unit) who have been enshrined to date (14 have been honored previously after their deaths). Athletic director **Rick George** once again personally notified all 10 living members of the upcoming class of their impending induction, as well as the next of kin for the 11th inductee, **Hatfield Chilson**, a three-sport letterman and the creator of the "jump pass" in football during the early 1920s. The group will be inducted Thursday night, Nov. 8 in a ceremony at the CU Events Center, will be featured in the Pearl Street Stampede parade on Friday night (Nov. 9) and will be introduced at halftime of the CU-Washington State football game on Saturday, Nov. 10, to complete the weekend. Those to be inducted:

Pete Brock, Football (1972-75)
Hatfield Chilson, Football/Basketball/Baseball (1923-26)
Charlie Gardner, Basketball (1963-66)
Daniel Graham, Football (1998-2001)
Jay Howell, Baseball (1974-76)
Ron Scott, Football/Administration (1965-67, 1982-2001, 2010-18)

Steve Sidwell, Football & Assistant Coach (1963-73)
Kordell Stewart, Football (1991-94)
Donna Waller [Queen], Track (1984-87)
Chuck Williams, Basketball (1965-68)
Lucie Zikova, Skiing (2005-08)

See the full Hall of Fame release, with bios, here:

<https://cubuffs.com/news/2018/8/13/general-cus-2018-athletic-hall-of-fame-class-set-to-induct-11-buffaloes.aspx?path=football>

STEFANOU NAMED SEMIFINALIST FOR LOU GROZA AWARD, FROSH ALL-AMERICAN

PK James Stefanou was one of 20 semifinalists for the Lou Groza Award given to the nation's top place kicker, the third Buffalo to be a semifinalist for the award, joining **Will Oliver** and **Mason Crosby**, who was the runner-up in 2005 and a semifinalist in 2006. Stefanou did not advance to finalist status; here's how he compared to the three finalists:

STEFANOU COMPARED TO THE LOU GROZA AWARD FINALISTS (*—winner)

Placekicker, School	FGM	FGA	Pct.	1-19	20-29	30-39	40-49	50+	Long	Games w/ 3+ FGM	Long Streak/ Consec. FGM	XPA	XPM	PTS
*Matt Gay, Utah	27	31	87.1	0-0	9-9	9-10	4-6	5-6	56	5	14	37	37	118
Daniel Carlson, Auburn	21	28	75.0	0-0	6-7	6-7	5-7	4-7	54	4	7	45	54	117
Dominik Eberle, Utah State	16	18	88.9	0-0	8-8	3-4	4-5	1-1	52	3	9	45	45	93
James Stefanou, Colorado	17	22	77.3	0-0	2-2	12-14	2-3	1-3	53	4	9	35	35	86

- ▶ He earned first-team **Freshman All-American** honors from ESPN.com.
- ▶ Stefanou's **53-yard** field goal at Arizona State was a career-long and also the second-longest by a freshman in CU history (behind the 54-yarder Davis Price made in 2016). It is tied for the fourth-longest by a freshman in the NCAA this season and tied for the 13th-longest overall.
- ▶ The 53-yarder is tied for the 19th-longest in CU history ... the seventh-longest on the road.
- ▶ He had streaks of nine and six consecutive field goals this season (the most makes and attempts in a single season came way back in 1962, when the Buffs were 21-of-41. The best percentage is 72.7, in 1993, but CU was just 8-of-11; the top percentage with 20 or more tries came in 1976 (70.0, 14-of-20), followed by 1964 (69.0, 20-of-29); yes, we researched third and fourth down efficiency at CU dating back to the early 1950s.
- ▶ His **17** field goals made tied for the sixth-most in a single season at Colorado and his **86** points were the sixth-most by kicking (both the most by a frosh, kicking and overall).
- ▶ He is just the third freshman to have a 1.000 percentage on multiple extra-point kicks, but by far and away made the most (35-of-35; Patrick Blottiaux was 7-of-7 in 1988 and Jason Lesley 2-of-2 in 1995).

FOURTH DOWN BUFFALOES

Early last season, the Buffaloes converted on nine straight fourth down attempts (over a span of four games, including a **4-for-4** effort against Arizona, the second-best single-game performance in CU history, earning first downs needing 2, 1 and 4 yards on runs by **TB Phillip Lindsay**, and a touchdown from 2 yards out on a **QB Steven Montez** to **TE Chris Bounds** pass). The streak ended at Washington State, shy of the school record of **12** over the 2008-09 seasons.

- ➡ The Buffaloes were **13-of-26** on fourth down tries in 2017 (**50** percent); the most makes and attempts in a single season came way back in 1962, when the Buffs were 21-of-41. The best percentage is 72.7, in 1993, but CU was just 8-of-11; the top percentage with 20 or more tries came in 1976 (70.0, 14-of-20), followed by 1964 (69.0, 20-of-29); yes, we researched third and fourth down efficiency at CU dating back to the early 1950s.
- ➡ CU coach **Mike MacIntyre** has not been shy about going for it on fourth down; in his five seasons at the reins of the program, the Buffaloes are **53-of-112** (47.3) converting on fourth down (**35-of-69** the last three seasons).

100/300

The Buffaloes have historically done well when holding the opponent to under 100 yards rushing and under 300 yards total offense. Dating back to the start of the 1985 season, Colorado is **102-14-1** when the opponent fails to reach 100 yards on the ground, and **101-20-1** when the enemy is held under 300 yards overall. CU is **9-0** and **12-0** in each, respectively, in 63 games under Mike MacIntyre.

**TDS, PICKS AND THROWS**

QB Steven Montez threw 18 touchdown passes in 2017, tied for the seventh-most in a single season in school history. Of course, that can be dependent on the number of throws. For those 10 seasons where a quarterback threw at least 15 TD passes, his percentage was the second-lowest at 4.77; but he countered that by have the best interception percentage among the group, at just 2.39 percent. So his 2-to-1 ratio of 18 TD passes to nine picks also played out in the percentages, which only Joel Klatt (2003), John Hessler (1995) and Mike Moschetti (1998) bettered. A closer look:

Quarterback	Season	Class	Att	TD	Pct.	Int	Pct.	Quarterback	Season	Class	Att	TD	Pct.	Int	Pct.
Sefo Liufau	2014	Soph.	498	28	5.62	15	3.01	Cody Hawkins	2007	Fr-RS	424	19	4.48	15	3.54
Koy Detmer	1996	Sr.	363	22	6.06	12	3.31	Steven Montez	2017	Soph.	377	18	4.77	9	2.39
Joel Klatt	2003	Soph.	358	21	5.87	10	2.79	Mike Moschetti	1999	Sr.	331	18	5.44	12	3.63
John Hessler	1995	Soph.	266	20	7.52	9	3.38	Cody Hawkins	2008	Soph.	320	17	5.31	10	3.13
Tyler Hansen	2011	Sr.	412	20	4.85	11	2.67	Mike Moschetti	1998	Jr.	276	15	5.43	7	2.54

MONTEZ BY DOWN IN 2017

QB Steven Montez threw for over **300** yards four times in 2017, including in three of the last four games, three of which came in a row (Cal, Arizona State, USC), a CU record for the most consecutive games with 300 yards passing. The four total games this season was just one off of tying the school record of five that Montez's predecessor, Sefo Liufau, set in 2014 (Koy Detmer had four in 1996). When analyzing Montez by down, his stats were consistent:

Down	Att-Com-Int	Pct.	Yards	att.comp.	TD	Long	Sacked	Rating
First	153- 95- 3	62.1	1,268	8.3 13.3	6	65t	10/67	140.7
Second.....	126- 74- 2	58.7	960	7.6 13.0	5	79t	10/77	132.7
Third/Fourth....	98- 59- 4	60.2	747	7.6 12.7	7	39	15/81	139.6
Totals	377-228- 9	60.5	2,975	7.9 13.0	18	79t	35/225	137.7

WINFREE BREAKS OUT

WR Juwann Winfree, who transferred to CU from Maryland via Coffeyville Community College, had his breakout game against USC last November. After **WR Shay Fields** went out early with a concussion. He caught five balls for 163 yards and two touchdowns, his first score covering **79** yards pulling the Buffs to 27-7 and the second (**57** yards) accounting for the final points of the game in CU's 38-24 setback to the No. 15 Trojans.

► He had the first 100-yard game of his CU career, as well as his first CU touchdowns (coming into the game, he had 12 catches for 109 yards, and in his one season at Maryland, he caught 11 balls for 158 yards and two touchdowns in 2014).

► His **79-yard** touchdown that put CU on the board was the longest play from scrimmage this season, as well as the longest from scrimmage since the 2013 season opener, when Paul Richardson caught an 82-yard TD pass from Connor Wood against Colorado State.

► The 163 yards were the 20th-most in a single game in Colorado history, as well as the most by a player on the team since Fields had 168 against Arizona in 2015; Winfree is the 53rd player in CU history to record a 100-yard receiving game.

► Of the 31 games in school history where players had 150 or more receiving yards, his 32.6 average per catch is the fourth-best, and the highest in 14 years (Derek McCoy caught four passes for 192 yards and two scores, averaging 48.0 yards against CSU in 2003 ... also the highest average among those 31).

► Along with **WR Bryce Bobo** (10-113), they were the two first Buffaloes to have 100-yard games in the same game since Paul Richardson (11-140) and Nelson Spruce (8-140) against California in Boulder on Nov. 16, 2013.

► His 163 receiving yards tied for the seventh-most yards put up by any Pac-12 receiver in 2017, with the 32.6 average the highest yard per catch average by any league player in 2017 with a minimum of five receptions. It was also the sixth highest average posted by any FBS player with a minimum of five catches:

FBS SINGLE-GAME HIGH FOR YARDS PER RECEPTION (minimum 5 receptions)

Player, School	Opponent	Rec	Yards	TD	Avg/Catch	Long
James Washington, Oklahoma State	Baylor	6	235	1	39.2	68t
Chris Murray, Arkansas State	Georgia Southern	5	188	2	37.6	57t
Jalen Virgil, Appalachian State	Coastal Carolina	5	186	2	37.2	83t
Kalib Woods, Florida Atlantic	North Texas	6	208	1	34.7	54t
Jalen Reagor, TCU	Stanford (Alamo)	5	169	1	33.8	93t
Juwann Winfree, Colorado	#15 USC	5	163	2	32.6	79t
Trevon Brown, East Carolina	Cincinnati	9	270	2	30.0	95t

Next highs from Pac-12 players

Vic Wharton III, California	North Carolina	5	156	1	31.2	67t
N'Keal Harry, Arizona State	#24 Oregon	7	170	1	24.3	52

CHIV'S "COACHED" A HATRICK

Darrin Chiaverini finished his second year as CU's co-offensive coordinator and wide receivers coach. During his 26 games to date, he's coached three players who have passed him on CU's all-time receiving yards list. **WR Shay Fields** passed him as a junior in 2016, while seniors **WR Devin Ross** and **WR Bryce Bobo** did so this year (and a fourth, **WR Jay MacIntyre**, is lurking for the future (he has 870):

Rk	Player (Seasons)	No.	Yards	Avg.	TD	Rk	Player (Seasons)	No.	Yards	Avg.	TD
2	Shay Fields (2014-17).....	190	2,552	13.4	21	18	Darrin Chiaverini (1995-98).....	97	1,199	12.4	6
11	Bryce Bobo (2014-17)	150	1,638	10.9	10	37	Jay MacIntyre (2015-17)	66	870	13.2	4
12	Devin Ross (2013-17)	140	1,626	11.7	9						

**KINNEY'S "SHOE" CAME OF AGE**

P Alex Kinney, one of 28 on the initial official watch list for the Ray Guy Award, enjoyed the best year of his career in 2017. He averaged a healthy and career-best **43.8** yards per punt (26th in the NCAA, third in the PAC-12), and that figure was affected by 10 of his 56 kicks coming in opponent territory (it's **46.4** on kicks in CU territory; he did place eight of those boots inside-the-20). His net was 41.7, where he has made the greatest strides, up from 38.1 his freshman year and 35.4 as a sophomore. Of his 56 punts, 28 landed inside-the-20 (15 inside-the-15), with a career-high five inside-the-20 at Washington State in the rain and wind; he got off his career long of 70 yards against Texas State and had boots of 67 and 64 yards at Arizona State (*where the altitude is around 1,200 feet*). A look at his expanded punting numbers:

KINNEY'S EXPANDED STATS																	Inside Own 25-----			Opp. Territory		Adjusted 50 &				
Out		Punts		Yards	Avg.	Spot	Ret.	Yards	Return	Returned	Avg.	In20 / 15 / 10 / 5					TB	FC	60+	No.	Yds.	Avg.	No.	Yds.	Avg.	
ALEX KINNEY.....		56	2,451	43.77	C36	13	57	4.4	12	76.8	41.68	28	15	7	1	3	23	5	10	459	45.9	10-318	(8)	46	2133	46.4
Average Spot—yardline where punts average from: Kinney 56/2030. Left-footed punts: none.																										

Average Spot—yardline where punts average from: Kinney 56/2030. **Left-footed punts:** none.

SEASON PUNTS INSIDE-THE-20			CAREER PUNTS INSIDE-THE-20			LONGEST PUNTS THIS CENTURY		
Alex Kinney, 2017	28		Darragh O'Neill (2011-14)		95	73	Matt DiLallo vs. Colorado State in Denver, Sept. 9, 2006	
Darragh O'Neill, 2014	27		Alex Kinney (2015-17)		66	72	John Torp vs. Colorado State in Boulder, Sept. 3, 2005	
Darragh O'Neill, 2012	25		John Torp (2002-05)		65	70 Alex Kinney vs. Texas State in Boulder, Sept. 9, 2017		
John Torp, 2005	24		Matt DiLallo (2006-09)		61	69	John Torp vs. Nebraska in Boulder, Nov. 28, 2003	
Alex Kinney, 2015	23		Stan Koleski (1973-76)		51	68	Mark Mariscal vs. Southern California in Boulder, Sept. 14, 2002	
John Torp, 2004	22					68	John Torp vs. Clemson in Orlando (Champs Sports Bowl), Dec. 27, 2005	
Matt DiLallo, 2007	22					67 Alex Kinney vs. Arizona State at Tempe, Nov. 4, 2017		
Darragh O'Neill, 2015	22					All-Time Record:		
Keith English, 1988	21					83	Byron White vs. Missouri in Boulder, Oct. 2, 1937	

- ▶ He set single-season CU records for the most punts inside-the-20 (28) and percentage of punts inside-the-20 (50.0).
- ▶ He had the two longest punts in the Pac-12 in 201 (70 against Texas State, 67 at Arizona State) and three of the four longest.
- ▶ Over the last four games of the season (Cal, Arizona State, Southern California, Utah), he punted 16 times for a 49.3 average ... with 12 of those 16 kicks landing inside-the-20 (and seven inside-the-15). That was the best average in the nation over that span.
- ▶ Due to his improvement in hang time combined with CU's punt team defense, Colorado allowed just 5.0 yards per 15 punt returns, 18th in the NCAA for those schools allowing 15 or more, 30th overall). That figure was the best by the Buffaloes since 1997, when opponents averaged just 4.9 yards (18 returns for 88 yards).
- ▶ He had his best single game average of his career at Arizona State (Nov. 4), with five punts for a 51.2 average, four inside-the-20 (47, 38, 67, 64, 40), and ended the year with five for 50.0 at Utah (54, 35, 53, 48, 60).

KINNEY ENDS ON A ROLL

P Alex Kinney was a bit under the radar this season, but in the end had a career year. The junior not only enjoyed his best season in gross (43.8) and net (41.7) averages, he set school records for the most punts (28) inside-the-20 as well as the highest percentage of kicks doing so (50.0 percent). CU's best in the latter (team leaders with a third of their kicks inside-the-20 or better, along with how many were also inside-the-15):

Player	Season	Class	Punts	In20	Pct.	In15	Pct.	Player	Season	Class	Punts	In20	Pct.	In15	Pct.
Alex Kinney	2017	Jr.	56	28	50.0	15	26.8	Dick Anderson	1967	Sr.	19	7	36.8	4	21.1
Darragh O'Neill	2014	Sr.	65	27	41.5	14	21.5	Matt DiLallo	2007	Soph.	61	22	36.1	12	19.7
Keith English	1988	Sr.	51	21	41.2	12	23.5	Alex Kinney	2015	Fr.	66	23	34.8	17	25.8
Boyd Dowler	1958	Sr.	33	13	39.4	6	18.2	John Torp	2005	Sr.	72	24	33.3	13	18.1
Tom Rouen	1989	Jr.	36	14	38.9	7	19.4	Darragh O'Neill	2013	Jr.	66	22	33.3	18	27.3

ELEVEN HAVE DASHED 100 ... OR FURTHER

Junior **DB Nick Fisher** joined a very exclusive club when he returned an interception 100 yards in the fourth quarter to close out CU's 44-28 win over California on Oct. 28. It was the 11th 100-yard play in CU history, the fourth interception return of that length. However, the NCAA seals returns at a 100-yard maximum; if it allowed returns to be scored like the NFL, counting end zone yardage, Fisher would have been credited with a 109-yard return (CU's head statistician is also the Broncos'). It was the first 100-yard interception return since 1996, when **FS Steve Rosga** pulled it off against Oklahoma State (his would have been 105 yards). **ILB Marcus Burton** came close in 2005, when he picked one off at the half yard line and raced 99 yards for a score — at Oklahoma State.

COLORADO / 100-YARD PLAYS**KICKOFF RETURNS**

Yards	Player, Opponent, Site, Date (*—opening kickoff of game)
100	Byron White vs. Denver at Denver, Nov. 26, 1936 (TD).
100	*Cliff Branch vs. Kansas in Boulder, Nov. 7, 1970 (TD).
100	*Billy Waddy vs. Kansas State in Boulder, Nov. 22, 1975 (TD).
100	Howard Ballage vs. Nebraska in Boulder, Oct. 21, 1978 (TD).
100	Walter Stanley vs. Oklahoma in Boulder, Oct. 4, 1980 (TD).
100	*Ben Kelly vs. Missouri in Boulder, Oct. 9, 1999 (TD).
100	Marques Mosley vs. Utah in Boulder, Nov. 23, 2012 (TD).

INTERCEPTION RETURNS

Yards	Player, Opponent, Site, Date
100	Dick Kearns vs. Denver at Denver, Nov. 24, 1938 (TD).
100	Johnny Zeigler vs. Colorado Mines in Boulder, Sept. 26, 1942 (TD).
100	Steve Rosga vs. Oklahoma State in Boulder, Oct. 12, 1996 (TD).
100	Nick Fisher vs. California in Boulder, Oct. 28, 2017 (TD).

- ▶ **Nick Fisher's** 100-yard interception return for the touchdown is the longest in the FBS this season. Wisconsin's Joe Ferguson has the next longest of 99 yards (against Utah State on Sept. 1). It was the ninth 100-yard return in the FBS in the last five years (first by a Pac-12 player in this time frame). The last Pac-12 player to return a pick 100 yards was Arizona State's Troy Nolan in 2008 against UCLA (there have been 13 in Pac-12 history).



THE 100 CLUB

QB Steven Montez set the school record for the most passing attempts without an interception with **172** over a seven-game span; it only ended on the last play of the game at Arizona State, when he was picked off on a batted ball in the end zone on “Hail Mary” thrown. It was the ninth streak of 100 passes or more in Colorado history (and he was the seventh different quarterback to do it). The 172-game streak was the **longest active streak** in the nation at the time, as the two ahead of him on the list were picked off the week before (N.C. State’s Ryan Finley saw his streak end at 340 and San Diego State’s Christian Chapman’s ended at 168). His last pick had been a third quarter interception against No. 7 Washington on Sept. 23.

► During the streak, he was 100-of-172 for 1,391 yards and 10 touchdowns (58.1 completion percentage, 145.3 rating).

► He finished with 18 touchdowns against nine interceptions for the season. The most attempts without an interception in CU history:

172 Steven Montez (seven games, Sept. 23-Nov. 4, 2017)	107 Sefo Liufau (four games, Oct. 10-31, 2015)
152 Sefo Liufau (nine games, Nov. 13, 2015 to Nov. 3, 2016)	104 Craig Ochs (four games, Oct. 14 to Nov. 4, 2000)
139 Joel Klatt (five games, Oct. 15 to Nov. 12, 2005)	100 John Hessler (six games, Sept. 2 to Oct. 7, 1995)
131 Tyler Hansen (four games, Sept. 3 to Oct. 1, 2011)	99 Darian Hagan (six games, Sept. 21 to Nov. 2, 1991)
118 Sefo Liufau (five games, Sept. 3 to Oct. 3, 2015)	98 Kordell Stewart (five games, Oct. 22 to Nov. 19, 1994)
114 Cody Hawkins (four games, Oct. 9 to Nov. 6, 2010)	

TURNOVER FREE

Colorado saw its record run of consecutive quarters played without turning the ball over end at Washington State with a fourth quarter; the streak ended at a school-record **16** straight quarters (**253:52** in total time), and nearly went four straight games without one as there was just 3:20 remaining in the 28-0 loss to WSU when the streak came to a close. Colorado has played 13 games out of 63 under Mike MacIntyre without a turnover, easily the highest percentage in any CU head coach’s tenure over two years since World War II. Take a look (TFG—turnover free games; TG—total games):

Coach	TFG	(Record)	TG	Pct.	Coach	TFG	(Record)	TG	Pct.	-----two or fewer seasons/interims-----			
Mike MacIntyre	13	(8-5)	63	20.6	Rick Neuheisel	3	(3-0)	47	6.4	Mike Hankwitz	1	(0-1)	1 100.0
Bill McCartney	23	(18-3-2)	153	15.0	Eddie Crowder	6	(5-1)	118	5.1	Jon Embree	5	(1-4)	25 20.0
Dan Hawkins	8	(3-5)	58	13.8	Dal Ward	5	(2-1-2)	110	4.5	Brian Cabral	1	(1-0)	3 33.3
Gary Barnett	11	(49-38)	87	12.6	Bill Mallory	1	(1-0)	57	1.7	Bud Davis	0	(0-0)	10 0.0
Sonny Grandelius	3	(2-1)	31	9.7	Chuck Fairbanks	0	(0-0)	33	0.0	Jim Yeager	0	(0-0)	19 0.0

- Colorado played four turnover-free games in 2017, tying the school record previously accomplished in 1989, 1993, 2006 and 2011. It nearly had a fifth—an interception on a Hail Mary as time ran out at Arizona State was the lone turnover of that game.
- **Wow:** The Buffaloes committed eight turnovers in the first four games this year, but had just six in the last eight contests (**726** touches).
- Post-World War II (dating back to 1946), Colorado has played **80** turnover-free games, owning a record of **52-24-4** in those games (**2-1** in bowls).
- Colorado has played at least two turnover-free games the last four seasons, matching the longest previous streak in school history (1987-90); the **10** games without a turnover over the last three seasons are the most in any three-year span in school history, as this also marks the first time the Buffs have played at least three turnover-free games in three straight seasons (3 each in 2015 and 2016 with 4 this year).
- Colorado has had at least one turnover-free game for eight straight seasons (2010-17, **21** total), the third-longest run in school annals: the Buffs had at least one for 10 straight years (1998-2007, **19** total) and for nine consecutive seasons (1987-95, **22** total).

AHEAD IN A BIG WAY

From 2006-15, the opponent had almost always had a distinct advantage in TSL (time spent in the lead), but CU reversed that and then some in 2016 and is off to a good start this season. The Buffs led for **457** minutes and **20** seconds, or **59** percent of the time; opponents for just 24 percent and the score tied the other 17 percent. CU led for more minutes in 2016 than it had in all 11 previous years after just eight games (and when it held the edge over an entire season just twice: 2005 and 2010. But alas, the opponent held a slight edge in 2017 (*bowl games not included*):

Season	Colorado	Tied	Opponent	Season	Colorado	Tied	Opponent	Season	Colorado	Tied	Opponent
2005.....	320:31	101:55	297:34	2010.....	312:45	113:54	293:21	2015.....	192:47	158:14	428:59
2006.....	269:22	123:11	327:27	2011.....	191:12	78:44	510:04	2016.....	457:20	133:33	189:07
2007.....	280:56	130:11	308:53	2012.....	77:38	112:18	530:04	2017.....	285:30	132:17	302:13
2008.....	191:24	119:07	409:29	2013.....	197:17	108:56	413:47				
2009.....	110:29	165:18	444:13	2014.....	261:22	83:52	374:46				

30

Colorado is **18-8** under head coach Mike MacIntyre in games where it scores 30 or more points, including **4-2** this season after going **7-0** in 2016 (7-30 when held to under 30).



STATISTICALLY SPEAKING

Here's where the Buffs ranked statistically in select categories in the Pac-12 and the NCAA in 2017:

TEAM											
Pac12	NCAA	Category	Stat	Pac12	NCAA	Category	Stat	Pac12	NCAA	Category	Stat
8th	74th	RUSHING OFFENSE	157.2	10th	108th	RUSHING DEFENSE	208.0	3rd	23rd	PUNT RETURNS	10.5
4th	39th	PASSING OFFENSE	260.4	9th	94th	PASSING DEFENSE	242.6	6th	47th	KICKOFF RETURNS	21.7
7th	48th	TOTAL OFFENSE	417.6	9th	109th	TOTAL DEFENSE	450.6	3rd	23rd	NET PUNTING.....	40.0
6th	46th	3rd DOWN EFFICIENCY.....	41.8	7th	93rd	3rd DOWN EFF DEFENSE...	42.2	7th	64th	TURNOVER MARGIN.....	0.00
11th	81st	SCORING OFFENSE	26.4	6th	74th	SCORING DEFENSE	28.2	8th	88th	TIME OF POSSESSION	28:51
INDIVIDUAL (Top 25 in conference or top CU leader; players must meet NCAA minimum of 75% of team's games; *—if had enough attempts to qualify)											
Rushing	Pac-12	NCAA	Yds/Gm	Devin Ross	19th	152nd	3.6	Punting	Pac-12	NCAA	Avg.
Phillip Lindsay	4th	11th	122.8	Receiving Yards	Pac-12	NCAA	Yds/Gm	Alex Kinney	3rd	23rd	43.8
Passing Yards	Pac-12	NCAA	Yards	Bryce Bobo	11th	97th	57.8	Punt Returns	Pac-12	NCAA	Avg.
Steven Montez.....	6th	35th	2,975	Shay Fields	13th	130th	51.9	None			
Passing Efficiency	Pac-12	NCAA	Rating	Devin Ross	20th	201st	42.3	Kickoff Returns	Pac-12	NCAA	Avg.
Steven Montez	8th	46th	137.7	Yards Per Reception	Pac-12	NCAA	Yds/Gm	Ronnie Blackmon.....	7th	67th	21.0
Completion Pct.	Pac-12	NCAA	Rating	Jay MacIntyre.....	8th	142nd	14.14	Quarterback Sacks	Pac-12	NCAA	Avg./Gm
Steven Montez.....	8th	49th	60.5	Shay Fields	13th	179th	13.54	None			
Total Offense	Pac-12	NCAA	Yds/Gm	Scoring	Pac-12	NCAA	Pts/Gm	Interceptions	Pac-12	NCAA	Avg./Gm
Steven Montez.....	5th	28th	276.1	James Stefanou	10th	49st	7.8	Evan Worthington	6th	81st	0.25
Phillip Lindsay	14th	118th	122.8	Phillip Lindsay	13th	61st	7.5	Isaiah Oliver	15th	152nd	0.20
All-Purpose	Pac-12	NCAA	Yds/Gm	Field Goal Pct.	Pac-12	NCAA	Pct.	Passes Defended	Pac-12	NCAA	Avg./Gm
Phillip Lindsay	2nd	11th	144.3	James Stefanou.....	5th	49th	77.3	Isaiah Oliver	1st	7th	1.5
Receptions	Pac-12	NCAA	No./Gm	Field Goals	Pac-12	NCAA	FG/Gm	Tackles			
Bryce Bobo	7th	51st	5.2	James Stefanou.....	3rd	17th	1.55	CU uses coaches' video; numbers do not match.			
Shay Fields	19th	130th	3.8								

COLORADO IN THE POLLS – 2018 WEEK-BY-WEEK

A look at where Colorado has placed weekly in each of the three major polls in 2018 (the College Football Playoff committee first released its weekly rankings on Tuesday, Oct. 30; RV—denotes received votes; number is place outside top 25):

Poll	PS	9/04	9/09	9/16	9/23	9/30	10/07	10/14	10/21	10/28	11/04	11/11	11/18	11/25	12/02	Final
Associated Press	---															
USA Today Coaches	---															
FWAA-NFF Super 16	---															
CFP Committee Poll	N/A	---	---	---	---	---	---	---	---							

IN THE POLLS / SOME HISTORY

Colorado re-entered the national polls on October 2, 2016 for the first time in 11 years (since 2005), as the Buffaloes came in at No. 21 in the *Associated Press* (media) poll and No. 23 in the *USA Today Coaches* ballot; while it lasted for just the one week, it was the first appearance since November 6, 2005, when the Buffs were No. 21 in the coaches' ballot and No. 22 in the AP survey. However, the Buffs reappeared three weeks later for the remainder of 2016. The Buffs own the ninth longest streak of all-time, as from the 1989 preseason poll through the fifth week of 1997, CU had a run of **143** consecutive weeks in the AP poll. CU has now been ranked **302** times in its history, the 26th most all-time (Georgia Tech is 25th with 307), and has finished in the top four on four occasions, tied for 22nd most (the top four you say? ... the College Football Playoff includes the top four teams; only USC, with 12, has more than CU from the Pac-12).

45 WINS OVER AP RANKED TEAMS 20TH BEST SINCE '89

CU's **45** wins over *Associated Press* ranked teams dating back to the 1989 season (when the AP expanded to a top 25) are the 20th most in the nation in this time frame (29 seasons). Through the 2017 season, Alabama has the most (88), followed by Florida State (82), Ohio State (83), Florida (76), LSU (70), Michigan (68), Southern Cal (68), Oklahoma (68), Miami, Fla. (60), Tennessee (58), Georgia (57), Auburn (56), Texas (54), Notre Dame (53), Oregon (53), Clemson (51), Penn State (51), UCLA (51), Washington (49), Nebraska (47), Michigan State (46) and **Colorado (45)**. All-time, Colorado's **68** wins over ranked teams are tied for the 23rd most in history. Since 1989, CU has played the sixth most ranked teams in the nation (132, with a record of 45-85-2), trailing only Florida (147; 75-71-1), LSU (143; 70-73), Alabama 146 (88-57-1), Ohio State 135 (82-50-3) and Michigan 134 (68-66-2); the runner-up in wins, Florida State, has played 130: 82-48.

- CU had lost **23** straight against ranked teams until defeating No. 23 Washington State, 38-24, in Boulder on Nov. 19; its previous win was against No. 17 Kansas in Boulder on Oct. 17, 2009 (CU, 34-30). CU's last win over a top 5 or 10 team was on Sept. 29, 2007 (a 27-24 win over No. 3 Oklahoma in Boulder).
- **Note:** ASU State was ranked No. 24 in the *USA Today/Coaches* poll when CU defeated it, 40-16; but all historical records are solely against those teams ranked by the AP.
- The Buffs have still lost **28** straight road games against ranked opponents, with the last win a 31-17 over UCLA at the Rose Bowl in 2002.

FOUR STRAIGHT IN THE CENTENNIAL STATE

The Buffaloes opened 2017 by playing their first four games of the season within the state, three of them being at Folsom Field. CU did not leave the state until week five, when the Buffs traveled to UCLA on Sept. 30 (a 27-23 loss). The last time Colorado played its first four games to start a year within the Centennial State was in 2001, opening at home with Fresno State before facing Colorado State in Denver in week two and then hosted San Jose State in week three. However, a Sept. 15 game at Washington State was cancelled and CU resumed the following Saturday against Kansas at Folsom Field. Otherwise, other years in which CU opened with four straight games in Colorado was in 1998 and 1978; both times opening with 4-0 records. The 2001 team, like the '17 edition, won three of the four. CU finished 8-4 in '98 and 6-5 in '78. Looking ahead, in 2019 and 2021 there is the potential for the same: CU will open up both those seasons with three non-conference games within the state, so if the Pac-12 gives the Buffs a home conference opener in week four, the same could occur.



2018 SENIORS (20)

No.	Player	Pos.	Ht.	Wt.	Cl.	Exp.	Hometown (High School/Previous College)	Major (Minor)
97	BANDI, Mo	DT	6- 5	270	Sr.	VR	Longmont, Colo. (Niwot)	Neuroscience & MCD Biology
33	EDWARDS, Javier	DT	6- 3	335	Sr.	1L	Houston, Texas (Aldine Davis/Blinn College)	Ethnic Studies
17	*ENTO, Kabion	WR	6- 3	190	Sr.	1L	Pine Bluff, Ark. (Dollarway/East Central [Miss.] CC)	Sociology (<i>Ethnic Studies</i>)
21	*EVANS, Kyle	TB	5- 7	175	Sr.	3L	San Jose, Calif. (Archbishop Mitty)	International Affairs (<i>Business, Leadership Studies</i>)
7	FISHER, Nick	S	6- 0	190	Sr.	3L	Temecula, Calif. (Great Oak)	Strategic Communication (<i>Leadership Studies, Ethnic Studies</i>)
56	*FRANKE, Jase	DT	6- 3	280	Sr.	3L	Camarillo, Calif. (St. Bonaventure)	Economics & Political Science
32	*GAMBOA, Rick	ILB	6- 0	240	Sr.	3L	Sylmar, Calif. (Chaminade College Prep)	Strategic Communication (<i>Sociology</i>)
75	*KAISER, Josh	OT	6- 5	300	Sr.	3L	Mission Viejo, Calif. (Mission Viejo)	Sociology (<i>Communication, Ethnic Studies</i>)
89	KINNEY, Alex	P	6- 1	205	Sr.	3L	Fort Collins, Colo. (Rocky Mountain)	^ Environmental Studies & Business Management
92	*LANDWEHR, Bailey	P	5-10	170	Sr.	TR	Kersey, Colo. (Platte Valley/Northern Colorado)	Economics
1	*LEE, Donovan	TB	5- 9	185	Sr.	3L	West Hills, Calif. (Chaminade College Prep)	Ethnic Studies & Sociology
20	*LEWIS, Drew	ILB	6- 2	225	Sr.	2L	Sammamish, Wash. (Eastlake/Washington/Coffeyville)	Communication (<i>Leadership Studies</i>)
14	*MacINTYRE, Jay	WR	5-10	185	Sr.	3L	Boulder, Colo. (Monarch)	Communication (<i>Leadership Studies</i>)
34	*McMILLIAN, Travon	TB	6- 0	210	Sr.	TR	Woodbridge, Va. (C.D. Hylton/Virginia Tech)	#Organizational Leadership
16	MULUMBA, Chris	DE	6- 4	275	Sr.	1L	Helsinki, FINLAND (<i>Mäkelärinteen Lukko</i> /Diablo Valley College)	Ethnic Studies
39	*SANCHEZ, Jaisen	S	6- 1	200	Sr.	1L	Kapolei, Hawai'i (St. Louis)	Communication & Ethnic Studies
28	*TALLEY, Daniel	S/OLB	6- 2	215	Sr.	2L	Aurora, Colo. (Regis/CSU-Pueblo)	Psychology
21	TREGO, Kyle	S	6- 0	195	Sr.	2L	Discovery Bay, Calif. (Liberty/Diablo Valley College)	Sociology
9	WINFREE, Juwann	WR	6- 3	210	Sr.	1L	Englewood, N.J. (Dwight Morrow/Maryland/Coffeyville)	Sociology
6	*WORTHINGTON, Evan	S	6- 2	205	Sr.	3L	Aurora, Colo. (Cherokee Trail)	Sociology

(*—fifth-year senior; #—master's program; ^—will actually earn two degrees from two different schools, Arts & Sciences and Business)

GRADUATES: At present, just one player on the roster has earned his undergraduate degree, and that's Virginia Tech transfer **TB Travon McMillian** (Business/Finance).

GRADUATION REVIEW

(*Through August 2018*) Over the last 17 years, Colorado has had **310** of its **341** seniors graduate, or translating to **90.9** percent in this time frame (including 21 of the 24 seniors in 2017); these are the 2001-2017 senior classes, including those players who received medicals. Over the last 10 years, 195 of the last 211 have graduated (**92.4%**), with eight of those 16 playing in the NFL and haven't yet been able to complete their requirements. NCAA numbers will not match these (it doesn't allow a school to count transfers who graduate, but it does count against a school if it had a player transfer; it also does not count walk-ons). It's one of the reasons the numbers are skewed to be lower than they really are, especially at tougher academic schools like Colorado and its Pac-12 brethren. **TEAM GRADE POINT AVERAGE:** The team's **2.61** cumulative grade point average through the Spring 2018 semester is its third highest on record (data collected since 1996); the team had its best spring semester in three years at **2.63**.

CAPTAINS

The players elected their 2018 team captains on July 18, and after the final votes were tallied, seven players earned the title of captain for the upcoming season. Six are seniors, including inside linebacker **Rick Gamboa**, who was also a captain last year and thus becomes the 14th player in school history to be named a captain twice. He is joined by receivers **Kabion Ento**, **Jay MacIntyre** and **Juwann Winfree**, safety **Nick Fisher** and punter **Alex Kinney**. The seventh player elected was junior offensive tackle **Aaron Haigler**.

"I'm excited about the guys who they elected to be the captains for the 2018 Buffaloes," CU head coach **Mike MacIntyre** said. "Their teammates did a great job in picking them out. This is something the players have always taken seriously, and this year they deliberated for 45 minutes. I actually told them four-to-six captains is an optimum number, and they asked if we could have seven, which is fine since they felt that strongly about this group. They're going to do a great job and I'm really pleased with the players that they elected."

The process has been the same in MacIntyre's six-year tenure at CU: he explains in advance to the team what the desired criteria is for someone to be nominated for a team captain. The players then have a few days to consider who they want to nominate, and then in a full team meeting amongst themselves with no coaches present, they nominate and then visually vote on which teammates will be named a captain. Some notes on each of this year's selections:

- ♦ **Gamboa** enters his senior year 19th on CU's all-time tackles list with 292 (145 solo); only 15 players in school history have recorded 300, and just five have been in on 400, both figures within his grasp. He is the sixth player under MacIntyre to be elected a captain at least twice, joining quarterback **Sefo Liufau** and tailback **Phillip Lindsay** (each three times), along with linebackers **Addison Gillam** and **Kenneth Olugbode** and receiver **Nelson Spruce**.
- ♦ **Ento** redshirted in 2017 but as a junior, averaged 21.8 yards per his eight receptions, which included two touchdowns. He, along with Winfree, are the first junior college transfers to be named a captain since **QB Mike Moschetti** in 1999 (others were **S Mike McCoy** in 1975, **DT George Smith** in 1984 and **SS Bruce Young** in 1989);
- ♦ **Fisher**, who is very active and desires to be a leader in the community, recorded the 11th 100-yard play in school history last fall when he returned an interception 100 yards for a touchdown against California (if scored like as in the NFL, it covered 109 yards);
- ♦ **Haigler** has appeared in 24 career games, including 16 starts; his selection marks the ninth straight year that the captains have included an offensive lineman. Those include four players currently in the NFL: **Nate Solder** (2010), **David Bakhtiari** (2011), **Daniel Munyer** (2014) and **Stephane Nembot** (2015).
- ♦ **Kinney**, a likely candidate for the Ray Guy Award as the nation's best punter, is coming off a great junior season with a 43.8 average and a record 28 punts inside-the-20; the first punter to be named a CU captain since All-American **Barry Helton** in 1987, he had the best average in the nation last year over the final five weeks of the regular season (49.3);
- ♦ **MacIntyre**, recovered from a foot injury that sidelined him in the spring, is currently 36th in all-time receptions (66) and 37th in yards (870); he's looking to join the 17 players in CU history with 100 catches and the 28 with 1,000 yards;
- ♦ **Winfree** overcame a season-ending knee injury in 2016 to make 21 receptions last year, with his top game against USC when he caught five passes for 163 yards and two scores. Against the Trojans, his TD catches covered 79 and 57 yards, the eighth time in school history had two receptions in the same game over 50 yards, and just the third time they were for touchdowns.



BALL SECURITY UNDER MAC

The Buffaloes have had nothing short of incredible ball security in the Mike MacIntyre Era, including CU's all-time low of 12 in the 2014 season. In **63** games under MacIntyre, CU has not had any fumbles in **25** games, has not lost a fumble in **29** of those 63 and had just one in **19** other games (meaning more than one only 19 times); that's just **82** total fumbles. In the four-plus seasons, the tailbacks have been exceptionally good: they total just **16** fumbles in **1,805** attempts, or one every **112.8** carries (they didn't have a fumble among them in Mac's first year until the ninth game of the year—254 attempts).

- Career counts of current Buffaloes: **Phillip Lindsay** had nine in 895 touches (750 rushes; but two of those fumbles were on kickoff returns as a freshman); **Michael Adkins II** just three in 275 (247 rushes); **Kyle Evans** one in 108 (101 rushes) and **Beau Bisharat** one in 36 (35 rushes).
- Lindsay had no fumbles this season in **324** touches (301 rushes, 23 receptions).
- In five seasons under MacIntyre, the Buffs have just the **82** fumbles in **5,724** touches, or one for every **69.8** plays (this year: 14 in **1,082** touches: 911 offensive plays (includes two 2-pt plays), 116 special team snaps, 55 returns). And of those **82** fumbles, the Buffs have lost just **38**.

MAC'S LONG DRIVES

Under Mike MacIntyre, the Buffaloes have occasionally had a pension for long drives with **37** of 80 yards or longer (**7** of 90 or longer, *three in 2017, see below*), drives with 15 or more plays (**10**), and a handful (**10**) that have consumed six or more minutes. In 14 games last year, Colorado had 11 scoring drives over 80 yards (long of 87 twice, both engineered by Steven Montez in the Oregon and Oregon State games).

Longest Drives – Mike MacIntyre Era

Date	Opponent	Plays	Yards	Time	Result	How	Quarterback
9/13/14	ARIZONA STATE	7	99	2:15	TD	Spruce 31 pass from Liufau	Liufau
9/09/17	TEXAS STATE	9	96	2:44	TD	Montez 2 run	Montez
10/28/17	CALIFORNIA	6	96	2:57	TD	Fields 65 pass from Montez	Montez
9/01/17	Colorado State	6	94	1:30	TD	Lindsay 45 run	Montez
9/12/15	MASSACHUSETTS	14	91	7:24	TD	Liufau 7 run	Liufau
10/18/14	at Southern California	13	91	4:15	TD	Gehrke 9 run	Gehrke

100+ RETURN YARDS NOT THAT COMMON

Often lost in all the conversation about total offense and defense are return yards – but they often swing a game. This year, CU owned a **396-234** edge, and had two games with 100-plus return yards (116-9 versus Texas State and 126-5 against Cal). CU's had just five games since 2002 with over 100 returns yards in a game (and have had two in the same season since 2002; the last time with three was 2001). Last year, CU had **175** against UCLA in its 20-10 win, and they played a huge role, accounting for one touchdown via punt return and setting up CU's lone offensive score via an interception return. It was the most return yards by the Buffs since Oct. 26, 2002, when they had **183** in a 37-13 win over Texas Tech (125 interception, 44 punt, 14 fumble). The other two games with 100-plus came in 2008 against Eastern Washington (135) and in 2013 against Central Arkansas (125).

► For the ultimate example of how rare 100 return yards can be, look no further than CU's game at UCLA on Sept. 30. The Buffs held the edge in return yardage ... **1-0**. There were no punt or fumble returns, no miscellaneous returns, and the only yard game on the lone interception and return of the game. And then against Arizona, the Wildcats had a **6-0** edge (a single punt return). CU had two games with zero return yards, the opponent two as well.

COLORADO NEAR THE TOP IN ALL-TIME 1,000-YARD / 2,000-YARD CAREER RUNNERS

In 2015, **Michael Adkins** became the 52nd player in Colorado history rush for 1,000 or more yards in a career and later in the year, **Phillip Lindsay** joined him and became No. 53 to hit the grand mark (and the 19th to hit 2,000 late in his junior year). CU is seventh all-time in known 1,000-yard runners (many schools don't know the number). Oklahoma tops the list with 72, as well the 2K list with 30 (the Buffs are tied for eighth with the most 2,000-yard career runners). The all-time leaders in players who have reached the career 1K and 2K plateaus:

Oklahoma	72/31	LSU	48/16	Auburn	43/17	Wisconsin	41/16	San Diego State	37/14	Tulsa	32/15
Ohio State	69/25	Texas A & M	47/19	Georgia Tech	43/13	North Carolina	41/13	Mississippi	37/13	Western Michigan	--/15
Nebraska	64/29	Arkansas	47/18	Minnesota	43/13	Virginia Tech	40/19	Baylor	37/11	Utah	--/13
Southern Cal	60/20	Houston	47/15	Air Force	43/10	Boston College	40/17	Mississippi State	35/11	SMU	21+/12
Alabama	58/19	Iowa	47/15	Syracuse	42/22	Illinois	40/16	Wake Forest	34/11		
Army	53/11	Duke	46/ 7	South Carolina	42/16	Indiana	40/13	New Mexico	25+/13		
Colorado	53/19	Mississippi	45/ 8	Florida State	42/15	-----	-----	Bowling Green	37/13		
West Virginia	50/15	Oklahoma State	44/25	Virginia	41/17	Northern Illinois	39/17	Michigan	?/20		
Texas	51/19	Penn State	43/19	Michigan State	41/16	Florida	37/17	Colorado State	?/16		

In 1989, Colorado had four players on the roster at the same time with at least 1,000 career yards: **TB Eric Bieniemy**, **TB J.J. Flannigan**, **QB Darian Hagan** and **FB Erich Kissick**. Only two other times did the Buffs have three players that had hit that plateau on the same team, in 1993: **FB James Hill**, **TB Rashaan Salaam** and **TB Lamont Warren** and in 2015: **Christian Powell**, **Michael Adkins** and **Phillip Lindsay**.

**MONTEZ /QUICKLY**

Sophomore **QB Steven Montez** is **7-8** as CU's starting quarterback with the team's 5-7 record this season. In the opener against Colorado State (having all spring and fall camp to think about it), he completed **21-of-29** passes for 202 yards (1 TD/2 INT) for a rating of 128.5. His **72.4** completion percentage was a career-best, as he was **7-of-11** on first downs (for 42 yards), **6-of-10** for 68 yards on second down and **8-of-8** for 92 yards on third down.

➤ Montez opened **5-1** as a starter was the best by a CU quarterback since **Mike Moschetti** opened **5-0** in 1998 (he went on to be 5-1, 6-1, 6-2, 6-3 and 7-3); Moschetti was the last to open 6-1 (along with **John Hessler** in 1995, who went on to be 8-1 in his first nine games as starter from 1995-97).

TAKING THE WORLD BY STORM

QB Steven Montez had quite a debut as CU's starter subbing for an injured Sefo Liufau at Oregon (Sept. 24, 2016). In leading the Buffs to a 41-38 win, he arguably had the best first game as a starter in school history. He completed 23 of 32 passes for 333 yards (3 TD/2 INT), for a passer rating of 177.7 and also had 21 rushes for 135 yards (6.4 per), with a touchdown and a long run of 32 yards. It all added up to 468 yards of total offense and 23 first downs earned (8 rush/15 passing). He received seven different national and/or conference accolades for his efforts, as well as:

- He enjoyed the fifth-best game in a quarterback's first start at Colorado in terms of passing yards, but the best in total offense (*see charts below*).
- His 135 yards rushing were the most in a debut by a starting Buff QB (topping the 116 by Darian Hagan vs. Texas in 1989) and is the 10th most in any game all-time at Colorado by a quarterback (and the first 100-yard game by a quarterback since Nov. 4, 2006 when Bernard Jackson had 105 against Kansas State).
- His 468 yards of total offense were the fourth-most in a single-game in Colorado history.
- It was the first-ever 300 passing/100 rushing game in CU history and just the second 200/100 game (Stewart had 205/143 vs. Notre Dame in the '95 Fiesta Bowl).
- His 14 straight completions in the first half tied for the second-most in school history (trailing 15 by Mike Moschetti over two games in 1999); it matched the most in one game (Koy Detmer, 14 at Colorado State in 1996).

Most Yards Passing / CU Quarterback Debuts

Yards	(A-C-I, TD)	Player	Opponent	Date	Result
418	(50-33-5, 2)	Koy Detmer	Oklahoma	10/24/1992	T, 24-24
409	(36-21-1, 4)	Kordell Stewart	Colorado State	9/05/1992	W, 37-17
402	(34-21-0, 4)	Joel Klatt	Colorado State (Denver)	8/30/2003	W, 42-35
348	(34-24-0, 5)	John Hessler	at Oklahoma	9/30/1995	W, 38-17
333	(32-23-2, 2)	Steven Montez	at Oregon	9/24/2016	W, 41-38
257	(32-21-0, 3)	Mike Moschetti	Colorado State (Denver)	9/05/1998	W, 42-14

Most Total Offense / CU Quarterback Debuts

Yards (Pass, Rush)	Player	Opponent	Date	Result
468 (333, 135)	Steven Montez	at Oregon	9/24/2016	W, 41-38
430 (409, 21)	Kordell Stewart	Colorado State	9/05/1992	W, 37-17
396 (418, -22)	Koy Detmer	Oklahoma	10/24/1992	T, 24-24
392 (402, -10)	Joel Klatt	Colorado State (Denver)	8/30/2003	W, 42-35
270 (257, 13)	Mike Moschetti	Colorado State (Denver)	9/05/1998	W, 42-14

A FIRST BY MONTEZ SINCE 1959

QB Steven Montez became the first know player in CU history to throw a touchdown on his first career passing attempt since **Joe Dowler** did so back in 1959. Montez hit **WR Kabion Ento** on a 69-yard scoring strike in the second quarter last week against Idaho State. Dowler did so on Oct. 3, 1959 at Oklahoma, a 15-yard TD pass to Kirk Campbell in a 42-12 loss to the Sooners.

MONTEZ THE 12TH FRESHMAN AT COLORADO TO START A GAME AT QUARTERBACK

QB Steven Montez became just the 12th freshman in school history to start a game at quarterback at Colorado (the sixth redshirt frosh to do so). He had the second-most passing yards by a freshman in a starting debut at CU quarterback. A closer look at every freshman's first career start at CU (*—denotes redshirt freshman):

FRESHMAN PERFORMANCES, FIRST CAREER START AT COLORADO

Quarterback	Date	Opponent	Result	Passing
Randy Essington	10/18/80	at Missouri	L 7-45	22-11-1, 58 , 0 td
*Steve Vogel	10/24/81	at Iowa State	L 10-17	16-12-0, 89 , 0 td
Marc Walters	11/22/86	at Kansas State	W 49-3	4- 4-0, 111 , 1 td
Koy Detmer	10/17/92	OKLAHOMA	T 24-24	50-33-5, 418 , 2 td
*Zac Colvin	10/23/99	at Iowa State	W 16-12	23-14-1, 116 , 1 td
Craig Ochs	10/07/00	at Texas A&M	W 26-19	25-15-0, 239 , 1 td

Quarterback	Date	Opponent	Result	Passing
*Cody Hawkins	9/01/07	Colorado State (Denver; OT)	W 31-28	31-18-1, 201 , 2 td
Tyler Hansen	10/25/08	at Missouri	L 0-58	16-12-0, 72 , 0 td
*Nick Hirschman	10/29/11	at Arizona State	L 14-48	7- 4-0, 52 , 0 td
Sefo Liufau	10/19/13	CHARLESTON SOUTHERN	W 43-10	20-14-0, 198 , 1 td
*Cade Apsay	11/21/15	at Washington State	L 3-27	40-26-2, 238 , 0 td
*Steven Montez	9/24/16	at Oregon	W 41-38	32-23-2, 333, 3 td

THE "RUSHING/PASSING" QB's

Montez is a two-way threat with his arm and his legs, as evidenced by being the first 300/100 player in CU history (300 yards passing/100 rushing in the same game). He's cracked CU's list of all-time rushing yards by quarterbacks (adjusted to allow for sacks; *—Anderson switched to tailback in the third game of the 1969 season):

Rk	Player (Seasons)	Gross Att-Yards	Sacked/Yds Lost	Adjusted Att	Yards	Avg.	TD
1	Darian Hagan (1988-91).....	489-2,007	42/264	447	2,271	5.08	27
2	Byron White (1935-37).....	342-1,864	?	342	1,864	5.45	22
3	*Bob Anderson (1967-69).....	390-1,580	24/162	366	1,742	4.76	20
4	Kordell Stewart (1991-94).....	302-1,289	55/451	247	1,740	7.04	15
5	Mark Hatcher (1984-87).....	375-1,470	16/ 95	359	1,565	4.36	16
6	Sefo Liufau (2013-16).....	368- 941	71/441	297	1,382	4.65	12
7	David Williams (1973-75).....	276- 959	32/251	244	1,210	4.96	12
8	Sal Aunese (1987-88).....	235-1,009	18/102	217	1,111	5.12	14
9	Tyler Hansen (2008-11).....	279- 478	82/617	197	1,095	5.56	8

Rk	Player (Seasons)	Gross Att-Yards	Sacked/Yds Lost	Adjusted Att	Yards	Avg.	TD
10	Ken Johnson (1971-73).....	274- 727	32/264	242	991	4.10	8
11	Bill Solomon (1977-79).....	287- 509	63/447	224	956	4.27	10
12	Harry Narcisian (1947-49).....	227- 894	?	227	894	3.94	8
13	Bernard Jackson (2004-06).....	164- 690	28/155	136	845	6.21	7
13	Bernie McCall (1964-66).....	289- 725	14/120	275	845	3.07	6
15	Steven Montez (2016-17).....	180- 566	43/276	137	842	6.15	4
16	Jim Bratten (1968-70).....	220- 724	17/105	203	829	4.08	4
17	Zack Jordan (1950-52).....	227- 748	?	227	748	3.30	7
18	Dan Kelly (1965-67).....	168- 590	14/112	154	702	4.56	7

**MONTEZ JOINED SOME ELITE COMPANY**

Though just with 15 career starts (7-8 record), **QB Steven Montez** has already set significant CU record with three career 400-yard total offense games. He has two this season, tying Mike Moschetti for the most in a single season. The list of all 14 games with 400-plus at Colorado:

Yds	(pass,rush)	Player	Opponent	Date	Yds	(pass,rush)	Player	Opponent	Date
527	(455,72)	Sefo Liufau	at California (2 OT)	Sept. 27, 2014	430	(426,4)	Koy Detmer	NE Louisiana	Sept. 16, 1995
500	(465,35)	Mike Moschetti	San Jose State	Sept. 11, 1999	430	(409,21)	Kordell Stewart	Colorado State	Sept. 5, 1992
500	(474,25)	Tyler Hansen	California (OT)	Sept. 10, 2011	429	(336,93)	Craig Ochs	Oklahoma State	Oct. 28, 2000
468	(333,135)	Steven Montez	at Oregon	Sept. 24, 2016	425	(357,68)	Steven Montez	Northern Colorado	Sept. 16, 2017
457	(457,0)	Koy Detmer	at Missouri	Nov. 2, 1996	424	(419,5)	Joel Klatt	Kansas (OT)	Oct. 11, 2003
453	(345,108)	Sefo Liufau	Washington State	Nov. 19, 2016	416	(376,40)	Steven Montez	Southern California	Nov. 11, 2017
446	(382,64)	Mike Moschetti	Oklahoma	Oct. 30, 1999	408	(400,8)	Connor Wood	Colorado State (Denver)	Sept. 1, 2013

MONTEZ AT FOLSOM

Steven Montez has appeared nine times in games at Folsom Field, and generally has played very well; he owns a rating of 169.6. He has started five of the seven games (indicated by an *), and CU is 6-3 overall in games he has appeared in:

Date	Opponent		Att-Com-Int	Pct.	Yards	TD	50+	20+	Rating	Date	Opponent		Att-Com-Int	Pct.	Yards	TD	50+	20+	Rating	
9/10/16	Idaho State	W	10- 6-0	.600	117	2	1	1	224.3	9/23/17	*Washington	L	27-21-3	.778	171	0	0	2	108.8	
10/01/16	*Oregon State	W	27-19-0	.704	293	3	2	5	198.2	10/07/17	*Arizona	L	32-19-0	.594	251	3	0	2	156.2	
11/03/16	UCLA	W	3- 1-1	.333	17	0	0	0	14.3	10/28/17	*California	W	26-20-0	.769	347	3	1	6	227.1	
9/09/17	*Texas State	W	31-19-0	.613	299	1	0	5	153.0	11/11/17	*USC	L	49-27-2	.551	376	2	2	4	124.9	
9/16/17	*N. Colorado	W	41-29-1	.707	357	4	0	5	171.2	9-Game Totals			6-3	245-161-7	.657	2,228	18	6	30	160.6

MONTEZ LINERS

- ▶ He is the 13th player in school history to throw for **3,000** career yards (the sixth to do it this millennium; eight have thrown for 4,000).
- ▶ He was just 25 yards shy of becoming the third player to throw for **3,000** yards in a **season** (Sefo Liufau, 3,200 in 2014, Koy Detmer, 3,156 in 1996).
- ▶ He is tied for 11th at Colorado with **27** career touchdown passes; he had 18 this year—five different players have 20 in a season: Sefo Liufau, 28 in 2014 (CU's sophomore record); Koy Detmer, 22 in 1996; Joel Klatt, 21 in 2003; John Hessler, 20 in 1995; and Tyler Hansen, 20 in 2011.

300/100/100

The Buffaloes have now had two of its 12 occasions in 2017 with a 300-yard passer, 100-yard rusher and 100-yard receiver, with six of the 12 occurring the Mike MacIntyre Era. **Steven Montez** has tied **Sefo Liufau** as quarterbacks involved the most (three), while **Devin Ross** has been a participant in the most at receiver (four) and **Phillip Lindsay** the most as a running back (three). Colorado is 7-5 in these games, but has won four in a row.

COLORADO'S 300/100/100 GAMES

Date	Opponent	Score	Quarterback	Rusher	Receiver
Oct. 12, 1996	OKLAHOMA STATE	W 35-13	Koy Detmer (402)	Lendon Henry (101)	Rae Carruth (166)
Sept. 11, 1999	SAN JOSE STATE	W 63-35	Mike Moschetti (465)	Cortlen Johnson (104)	Marcus Stiggers (174)
Nov. 26, 1999	NEBRASKA (OT)	L 27-30	Mike Moschetti (317)	Cortlen Johnson (135)	Javon Green (100)
Oct. 23, 2004	Texas A&M	L 26-29	Joel Klatt (346)	Bobby Purify (130)	Dusty Sprague (101)
Nov. 6, 2010	at Kansas	L 45-52	Cody Hawkins (322)	Rodney Stewart (175)	Paul Richardson (141)
Sept. 22, 2012	at Washington State	W 35-34	Jordan Webb (345)	Tony Jones (105)	Nelson Spruce (103)
Nov. 1, 2014	WASHINGTON	L 23-38	Sefo Liufau (314)	Michael Adkins (109)	Nelson Spruce (138)
Oct. 31, 2015	at UCLA	L 31-35	Sefo Liufau (312)	Patrick Carr (100)	Devin Ross (101)
Sept. 24, 2016	at Oregon	W 41-38	Steven Montez (333)	Steven Montez (135)	Devin Ross (153)
Nov. 19, 2016	WASHINGTON STATE	W 38-24	Sefo Liufau (345)	Phillip Lindsay (144) and Sefo Liufau (108)	Devin Ross (121)
Sept. 16, 2017	NORTHERN COLORADO	W 41-21	Steven Montez (357)	Phillip Lindsay (151)	Devin Ross (143)
Oct. 28, 2017	CALIFORNIA	W 44-28	Steven Montez (347)	Phillip Lindsay (161)	Shay Fields (101)

COLLEGE FOOTBALL'S OLD MAN

PK James Stefanou was the oldest freshman in the FBS in 2017, and the second oldest player overall; fast-forward to 2018, and he now assumes the title of the "oldest player in college football." One of the recent influxes of kickers from Australia, he came from a soccer background where he had elite level experience as a defender; he represented Australia on its U19 team, a youth progression team that is the feeder squad to the Olympic team. He also played professionally, most notably in two stints for South Melbourne FC, first from 2005-06 before he signed again with them in 2010. Stefanou got into football by training periodically over the course of six years (2012-17) at ProKick Australia, an academy developed to assist in the transition to American football by providing the fundamentals of punting and kicking. The elderly:

Age	Name, School	Position	Class	Birthdate	Hometown
31	James Stefanou, Colorado	Placekicker	Soph.	April 1987	Melbourne, Australia (played 10 seasons of professional soccer)
30	Wade Lees, Maryland	Punter	Jr.	April 1988	Melbourne, Australia (has extensive Australian Rules Football experience)
29	Dane Roy, Houston	Punter	Jr.	January 1989	Bunyip, Australia (another ProKick Australia product)
28	Eric Osteen, Wake Forest	Placekicker	Gr.	March 1990	Augusta, Ga. (Army transfer)
28	Jesse Beal, West Virginia	Tight End	Fr.	July 1990	Washington, D.C. (spent 10 years in minor league baseball)
28	Jarrett Burgess, Purdue	Wide Receiver	Sr.	August 1990	Miami, Fla. (played several years in minor league baseball)



COLORADO BY THE NUMBERS IN 2017

- 0-5-2** The Buffs record in Pac-12 road "doubleheaders" (road games in back-to-back weeks: no sweeps, two splits, swept five times);
- 1:23:52** The time it took for the opponent to score the first touchdown (offense or otherwise) against Colorado this season;
- 2** Punt return touchdowns by Colorado in an 8-game span (UCLA last year, Texas State this year), after none in the previous **137** games;
- 2:03 (a.m.)** The time the Buffs arrived back in Boulder after the Arizona State game (Nov. 4-5), which kicked off at 7:07 p.m. MDT;
- 3** The fewest points allowed in a season opener since 2010 (17-3 win over CSU; in 2010, CU defeated CSU, 24-3 ... both games in Denver);
- 3:17** The average length of CU's games in 2017 (the quickest—Washington, **2:57**; the longest—at Arizona State, **3:40**);
- 3:21 (a.m.)** The time the Buffs arrived back in Boulder after the Utah game (Nov. 25-26), which kicked off at 8:10 p.m. MST;
- 5:17 (a.m.)** The time the Buffs arrived back in Boulder after the Washington State game (Oct. 21-Oct. 22), which kicked off at 8:51 p.m. MDT;
- 5:30 (a.m.)** The time the Buffs arrived back in Boulder after the UCLA game (Sept. 30-Oct. 1), which kicked off at 8:36 p.m. MDT;
- 6** The fewest points allowed in the first two games of a season since 1958 (three points in each; in '58, opened 13-3 over Kansas State, 31-0 at Kansas);
- 7** The number of true freshmen the Buffs have played in 2017 (**3** offense/**3** defense/**1** specialist), or four more than in 2015 and 2016;
- 13-5** Colorado's non-conference record over the last four seasons under Mike MacIntyre (includes Pac-12 title game and Alamo Bowl);
- 16** The number of fumbles by CU tailbacks (on offense) in **63** games under Mike MacIntyre (**1,805** carries; **1** this year in **335**);
- 17** The number of first downs earned by **TB Phillip Lindsay** against Arizona, tying the CU record by a non-quarterback (**11** coming on third and fourth downs);
- 19** The jersey number of CU's 1994 Heisman Trophy winner, **TB Rashaan Salaam**, which was officially retired during the homecoming game against Cal on Oct. 28;
- 21-of-26** The number of coin tosses CU has won dating back to the '16 opener (CU was 13-of-14 in '16; 36-of-61 in the MacIntyre Era);
- 25** The number of players making their debut in CU uniform this season;
- 26** The number of different NFL teams that have scouted the Buffaloes on game days this season;
- 27** The fewest points allowed in the first three games of a season since 1978 (21 points, seven in each of the first three games);
- 30** The number of Colorado games played in less than three hours since 1990 (out of **342** games; one this year—2:57 versus Washington);
- 30.8** The opponents' third down conversion percentage on 3rd-&-5 or longer (**33-of-107**);
- 33** The distance of four field goals this season by **PK James Stefanou** (including all three in the UCLA game);
- 34-1-1** Colorado's all-time record when rushing for 300-plus yards in a game (first loss this year, had **300** against Arizona on Oct. 7);
- 35.6** The third down efficiency of opponents against Colorado in the state's borders since the '09 opener (**316-of-888**);
- 37.2** The opponents' combined percentage on third down inside-the-CU 20 (**87-of-234**) in the last 101 games (dating to 2008; **10-of-25** this year);
- 50th** This year marked the **50th** anniversary of CU's live buffalo mascot leading the team out on the field;
- 51** The number of Buffaloes who have scored 100 or more career points;
- 53** The number of Buffaloes who have 1,000 or more career rushing yards; who will make it 54?
- 56.8** The opponents' touchdown percentage on drives inside-the-20 (red zone) against CU (**25 TDs/44** trips);
- 66.7** Colorado's third down efficiency on 3rd-&-4 or less (**52-of-78**);
- 69.8** The average number of plays (plays, kicks, returns) per fumble in the MacIntyre Era at Colorado (**82** fumbles, **5,724** touches; 1 in **76.6** in 2017);
- 70** The career long punt by junior **P Alex Kinney**, the longest by a Buff since 2006.
- 201:04** The time into the season before Colorado had its first kickoff return (K.D. Nixon, 27 yards versus Washington);
- 231** The number of trips into the red zone by CU under **Mike MacIntyre** (**193** scores, or **83.5** percent: **132** touchdowns, **61** field goals);
- 234** The number of first downs earned in his career by **TB Phillip Lindsay** (**195** rushing, **39** receiving; a CU non-QB record);
- 253:51** The amount of time between turnovers committed by the Buffaloes between games four and eight (school record three straight full games in the middle);
- 312** The number of all-time wins Colorado has recorded at Folsom Field since it opened on Oct. 11, 1924 (**404** overall at all home venues);
- 324** The number of touches by **TB Phillip Lindsay** without a fumble in 2017 (**9** in **896** career touches);
- 468** The total offense that **QB Steven Montez** amassed in his first career start at Oregon in 2016 (**333** passing, **135** rushing and accounting for **4** TDs);
- 506** The number of snaps **TE/DE George Frazier** played in all phases of the game this season (**266** offense / **147** defense / **93** special teams);
- 608** The combined rushing yards of **TB Phillip Lindsay** (281) and Arizona QB Khalil Tate (327), the most by two players in the same game in NCAA history;
- 700** The number of all-time wins by Colorado, as the Buffaloes became the 25th school to win 700 games;
- 757.6** The passer rating for **WR Bryce Bobo**, as he is 2-for-2 for 78 yards and a two touchdowns (the NCAA formula does not cap it like the NFL's).

PRICE MADE MARK AS A FROSH

PK Davis Price joined the team as a recruited walk-on in June 2016, and wound up seeing action as a true freshman due to a season-ending injury in the Michigan game to **Diego Gonzalez**. He was first pressed into service as the kickoff specialist at Oregon in game four, and the next week, he was promoted into the first-team role the next week for Oregon State. He responded by making all five of his extra point tries and both of his field goals, including a 54-yard boot on his first try, the CU record for both the longest made by a freshman and the longest first-career make. He was recognized for his performance as the Pac-12's Special Teams Player of the Week; the 54-yarder was the longest by a freshman in the NCAA in 2016 and tied for the fourth-longest overall.

Longest Field Goals By A Freshman In The NCAA / 2016

- 54** Davis Price, Colorado (Oct. 1 vs. Oregon State)
- 53** Matt Ammendola, Oklahoma State (Sept. 10 vs. Central Michigan)
- 53** Logan Tyler, Florida State (Nov. 11 vs. Boston College)
- No others over 50 yards

Longest Field Goals / Colorado Freshmen

- 54** Davis Price, vs. Oregon State in Boulder, Oct. 1, 2016
- 53** James Stefanou vs. Arizona State at Tempe, Nov. 4, 2017
- 52** Will Oliver, vs. California in Boulder, Sept. 11, 2011
- 51** Tom Field, vs. Oregon in Boulder, Sept. 8, 1979
- 50** Tom Field, vs. Oklahoma State in Boulder, Nov. 10, 1979
- 49** James Stefanou vs. Washington in Boulder, Sept. 23, 2017

► **A FIRST?** It was for sure for CU: United Airlines provides the team charter for CU's travel, and for the USC trip, the pilot was Doug Price — Davis' father. A CU graduate himself, he is an Air Force Veteran who has been flying for United for 20 years; he normally flies military charters bringing troops back home from overseas.

**CAREER GAMES PLAYED/STARTED CHART**

Listed below are the career games played/started for the returning players from last season for the 2018 Colorado Buffaloes. The players on the opening camp roster collectively have played in **812** games, but with just **193** starts (the second-fewest by a returning team, behind 182 in 2004). Both all-time highs for any returning Colorado team occurred last year: **1,072/412**. The numbers in Mike MacIntyre's other seasons: **1,027/313** (2017), **1,072/412** (2016), **824/327** (2015), **904/314** (2014) and **896/268** (2013). The list through three games in 2017 (includes the '16 Alamo Bowl):

Player	G	GS	Player	G	GS	Player	G	GS	Player	G	GS	Player	G	GS
ABRAMS	0	0	FALO	19	0	KINNEY	39	—	MULUMBA	12	10	STOLTENBERG	0	0
ANTWINE	0	0	FILLIP	0	0	KUTSCH	0	0	NEWMAN	0	0	TALLEY	16	0
ARIAS	0	0	FINAU	0	0	LANDMAN	11	0	NIXON	12	0	TCHANGAM	0	0
BALE	26	0	FISHER	36	2	LANDWEHR	0	0	NOYER	4	0	THOMAS	0	0
BANDI	0	0	FONTENOT	0	0	LANG	0	0	PAIGE	0	0	TONZ	21	0
BELL	0	0	FOULK	0	0	LAWSON	0	0	POPLAWSKI	9	0	TOWNSEND	0	0
BISHARAT	26	0	FRANCIS	0	0	LEE	32	5	PRICE, D.	20	—	TREGO	16	0
BLACKMON, M.	0	0	FRANKE	35	5	LEWIS, D.	26	12	PRICE, E.	0	—	TUULOMA	12	2
BLACKMON, R.	12	0	GAMBOA	39	37	LEWIS, I.	0	0	PURSELL	0	0	UDOFFIA	9	8
BOUNDS	24	2	GEORGE	0	0	LUKELA	0	0	RAKESTRAW	12	0	VAN DIEST	0	0
BROUSSARD	0	0	GOLDIN	0	0	LYNCH	0	0	RAY	0	0	VAUGHN	11	0
BROWN	0	0	GROTH	0	0	LYNOTT, Jr.	24	24	ROBERTS	2	0	WALLACE	0	0
CALLIER	11	0	HAIGLER	24	16	LYTLE, C.	0	0	ROBINSON	0	0	WELLS	0	0
CHIAVERINI	0	0	HUDSON	6	0	LYTLE, T.	0	0	RODDICK	0	0	WIGLEY	12	7
COLEMAN	0	0	HUGHES-FORD	0	—	MacINTYRE	37	18	RUSSELL	0	0	WINFREE	12	1
COLODNY	0	0	JACKSON	0	0	MADDOX	0	0	SANDERS	1	0	WORTHINGTON	34	14
COOPER	17	0	JOHNSON, D.	0	0	MAGRI	0	0	SHENAU	12	0	YURACHEK	0	0
DEITCHMAN	0	0	JOHNSON, M.	0	0	MARTINEZ	0	0	SHERMAN	0	0	2018 TOTALS	812	193
EDRIDGE	0	0	JONES, A.	11	0	McMILLIAN	0	0	SHUTACK	0	0	2017 FINAL	1703	577
EDWARDS	11	9	JONES, D.	0	0	MILLER, B.	0	0	SMITH	0	0			
EGGERS	0	0	JYNES	0	0	MILLER, C.	0	0	STANLEY	0	0			
ENTO	14	1	KAISER	39	5	MONTEZ	23	15	STEFANO	11	—			
EVANS	32	0	KEITER	0	0	MORETTI	0	0	STENSTROM	0	0			

LAST TRUE FRESHMEN TO START: TB Patrick Carr, CB Nick Fisher, CB Isaiah Oliver, ILB Grant Watanabe (**2015**); WR Shay Fields, WR Donovan Lee, DE Christian Shaver, S Evan White (**2014**); TB Michael Adkins II, CB Chidobe Awuzie, DE Jimmie Gilbert, ILB Addison Gillam, QB Sefo Liufau, S Tedric Thompson, CB John Walker (**2013**); TB Donta Abron, CB Ken Crawley, DT Tyler Henington, TE Vincent Hobbs, DL Samson Kafovalu, S Marques Mosley, TB Christian Powell, DT Justin Solis, WR Gerald Thomas, DT Josh Tupou, CB Yuri Wright (**2012**); DB D.D. Goodson, CB Greg Henderson, OL Alex Lewis, WR Tyler McCulloch, OLB Juda Parker, S Kyle Washington (**2011**); SS Jered Bell one of four in **2010**.

LAST TRUE FRESHMEN TO START AT QUARTERBACK: Sefo Liufau (**2013**), Tyler Hansen (**2008**), Craig Ochs (**2000**), Koy Detmer (**1992**). **IN A SEASON OPENER:** Has not occurred.

LAST TRUE FRESHMEN TO START AT RUNNING BACK: TB Patrick Carr (**2015**), Michael Adkins II (**2013**), Donta Abron, Christian Powell (**2012**), Darrell Scott (**2008**), Rodney Stewart (**2008**), Brian Lockridge (**2007**), Brian Calhoun (**2002**), Marcus Houston (**2000**). **IN A SEASON OPENER:** Kent Kahl (**1991**).

LAST REDSHIRT FRESHMEN TO START: CB Trey Udoiffia (**2017**); OT Aaron Haigler, OG Tim Lynott, Jr., QB Steven Montez (**2016**); DT Jase Franke, LB Rick Gamboa, TE Dylan Keeney, WR Jay MacIntyre, DE Michael Mathewes, WR Lee Walker (**2015**); DE Derek McCartney, FS Ryan Moeller (**2014**); TE Sean Irwin, CB John Walker (**2013**); C Brad Cotner, WR Nelson Spruce (**2012**); QB Nick Hirschman, TB Tony Jones, CB Josh Moten, C Daniel Munyer, OT Stephan Nembot, TE Kyle Slavin (**2011**).

LAST PLAYERS TO START FOR THE FIRST TIME AS A SENIOR: OLB David Goldberg, WR Logan Gray, FB Evan Harrington, DT Conrad Obi, DE Tony Poremba, OG Sione Tau (**2011**); TE Luke Walters (**2010**); TB Kevin Moyd, OLB Bryan Stengel (**2009**); WR Steve Melton (**2008**), TE Joe Sanders (**2007**).

LAST PLAYERS TO START WHILE WALK-ONS: FS Ryan Moeller (**2014**); FB Jordan Murphy (**2013**); WR Dusty Ebner, C Keenan Stevens (**2009**), WR Steve Melton (**2008**); ILB Jake Duren, SS D.J. Dykes (**2007**).

STARTING STREAKS

Entering the 2018 season, **ILB Rick Gamboa** has made the most consecutive starts with 37, followed by **ILB Drew Lewis** and **QB Steven Montez** (12 each), **S Evan Worthington** (11) and **DE Chris Mulumba** (7).

11 MADE FIRST CAREER STARTS IN 2017 (SIX IN OPENER AGAINST CSU)

In the 2017 season opener against Colorado State in Denver, six Buffaloes made their first career starts (or one more than over the course of the entire 2016 season): **DT Javier Edwards**, **OLB Terran Hasselbach**, **OT Josh Kaiser**, **ILB Drew Lewis**, **DE Chris Mulumba** and **CB Trey Udoiffia**. Since, **WR Juwann Winfree** (Washington), **DT Lyle Tuiloma** (at UCLA) and **TE Chris Bounds**, **OT Isaac Miller** and **CB Dante Wigley** (all versus Arizona) have made their first starts. **Historically:** Only 12 true freshmen have started from scrimmage for CU in a season opener: **TB Billy Waddy**, 1973 (at Louisiana State); **CB Victor Scott** and **OLB Scott Hardison**, 1980 (at UCLA); **HB Eric Bieniemy**, 1987 (vs. Oregon); **OG Clint Moore**, 1991 (vs. Wyoming); **ILB Jordon Dizon**, 2004 (vs. Colorado State); **CB Greg Henderson**, 2011 (vs. Hawaii); **CB Kenneth Crawley** and **WR Gerald Thomas**, 2012 (vs. Colorado State); **ILB Addison Gillam**, 2013 (vs. Colorado State); **WR Shay Fields** and **DE Christian Shaver**, 2014 (vs. Colorado State); add a 13th for the first play of the game/season on special teams (kickoff coverage team): **PK Kevin Eberhart** (2003, kicked off vs. CSU in Denver).

ANNUAL FIRST-TIME STARTERS: 1984 (29), 1985 (9), 1986 (15), 1987 (14), 1988 (16), 1989 (7), 1990 (16), 1991 (23), 1992 (15), 1993 (7), 1994 (6), 1995 (11), 1996 (8), 1997 (14), 1998 (27), 1999 (14), 2000 (16), 2001 (12), 2002 (16), 2003 (20), 2004 (12), 2005 (11), 2006 (24), 2007 (18), 2008 (15), 2009 (18), 2010 (21), 2011 (21), 2012 (21), 2013 (12), 2014 (14), 2015 (23), 2016 (5), **2017 (11)**.

25 PLAYERS SAW FIRST CU ACTION IN 2017

A total of **15** players saw their first action in a CU uniform in the 2017 opener against Colorado State, again one of the lower numbers in recent years to appear in an opener (it was 13 in 2016 and 18 in 2015). Seven more joined them in the Texas State game, and one each against Northern Colorado, Washington State and Utah. Here was the breakdown by class of those players (*—mainly special teams duty):

TRUE FRESHMEN (7): OLB Jacob Callier, ILB Nate Landman, WR K.D. Nixon, TE Jared Poplawski, WR Laviska Shenault, OLB Dante Sparaco, PK *James Stefanou

REDSHIRT FROSH (10): CB Ronnie Blackmon, CB *Uryan Hudson, ILB Akil Jones, CB Casey Marksberry, QB Sam Noyer, CB *Derrion Rakestraw, DE Terriek Roberts, TB *Chase Sanders, CB Trey Udoiffia, OT *Hunter Vaughn.

JUNIORS (2): DE Chris Mulumba, WR Juwann Winfree.

SOPHOMORES (3): DT Javier Edwards, OT Isaac Miller, CB Dante Wigley.

SENIORS (3): WR Kevin Dement, ILB *Trent Headley, QB/H *T.J. Patterson.

Recent counts: **25** (2017), **23** (2016), **35** (2015), **26** (2014), **18** (2013), **26** (2012), **33** (2011), **26** (2010), **22** (2009), **30** (2008), **28** (2007), **19** (2006).

**2018 PARTICIPATION CHART**

The participation chart for the 2018 Colorado Buffaloes; KEY: **S**—started; **✓**—played; **DNP**—dressed, but did not play; **INJ**—injured/illness; **SSP**—suspended; (—) —denotes did not dress; ● —saw first action as a Buffalo in 2017:

Player	CSU	NU	UNH	Ucla	ASU	USC	UW	OSU	UAWSU	UU	CAL
ABRAMS											
ANTWINE											
ARIAS											
BALE											
BANDI											
BELL											
BISHARAT											
BLACKMON, M.											
BLACKMON, R.											
BOUNDS											
BROUSSARD											
BROWN											
CALLIER											
CHIAVERINI											
COLEMAN											
COLODNY											
COOPER											
DEITCHMAN											
EDRIDGE											
EDWARDS											
EGGERS											
ENTO											
EVANS											
FALO											
FILLIP											
FINAU											
FISHER											
FONTENOT											
FOULK											
FRANCIS											
FRANKE											
GAMBOA											
GEORGE											
GOLDIN											
HAIGLER											
HUDSON											
HUGHES-FORD											
HYPOLITE											
JACKSON, J.											
JOHNSON, D.											
JOHNSON, M.											
JONES, A.											
JONES, D.											
JYNES											
KAISER											
KEITER											
KINNEY											
KUTSCH											
LANDMAN											
LANDWEHR											
LANG											
LAWSON											
LEE											
LEWIS, D.											
LEWIS, I.											

Player	CSU	NU	UNH	Ucla	ASU	USC	UW	OSU	UAWSU	UU	CAL
LUKELA											
LYNCH											
LYNOTT, Jr.											
LYTLE, C.											
LYTLE, T.											
MacINTYRE											
MADDOX											
MAGRI											
McMILLIAN											
MILLER, B.											
MILLER, C.											
MONTEZ											
MORETTI											
MULUMBA											
NEWMAN											
NIXON											
NOYER											
PAIGE											
PRICE, D.											
PRICE, E.											
PURSELL											
RAKESTRAW											
RAY											
ROBERTS											
ROBINSON											
RODDICK											
RUSSELL											
SANDERS											
SHENAULT											
SHERMAN											
SHUTACK											
SMITH											
STANLEY											
STEFANOU											
STENSTROM											
TALLEY											
TAYLOR											
TCHANGAM											
THOMAS											
TONZ											
TOWNSEND											
TREGO											
TUILOMA											
UDOFFIA											
VAN DIEST											
VAUGHN											
WALLACE											
WELLS											
WIGLEY											
WINFREE											
WORTHINGTON											
YURACHEK											
DRESSED											
PLAYED											

Inactive For 2018: Loy, I. Miller, Poplawski, Sanchez, Stoltenberg.

EXPERIENCE ANALYSIS

A look at annual fluctuations in the percentage of upperclassmen starting games over the last decade or so at Colorado; **in 2012**, the Buffaloes started its fewest seniors believed ever (17.8%) and a record number of freshmen (28.0%; 21.6% true frosh). A year-by-year glance at starts by class since 1999:

Season	G	SR	JR	SO	FR (RS-True)	UpperCl%	Fr-Pct.
1999	12	115	42	86	21 (20- 1)	59.5	8.0
2000	11	55	116	38	33 (15-18)	70.7	13.6
2001	13	102	95	83	7 (0- 7)	68.9	2.4
2002	14	155	130	14	9 (0- 9)	92.5	2.9
2003	12	105	49	78	32 (14-18)	58.3	12.1
2004	13	72	103	100	11 (0-11)	61.2	3.8
2005	13	116	112	48	10 (4- 6)	79.7	3.5
2006	12	92	84	71	17 (11- 6)	66.7	6.4
2007	13	89	106	38	53 (29-24)	68.2	18.5
2008	12	106	54	63	41 (24-17)	60.6	15.5

Season	G	SR	JR	SO	FR (RS-True)	UpperCl%	Fr-Pct.
2009	12	57	90	89	28 (24- 4)	55.7	10.6
2010	12	82	111	37	34 (22-12)	73.1	12.9
2011	13	141	55	57	33 (10-23)	68.5	11.5
2012	12	47	84	59	74 (17-57)	49.6	28.0
2013	12	70	92	69	33 (2-31)	61.4	12.5
2014	12	83	50	96	35 (18-17)	50.4	13.3
2015	13	59	110	86	31 (25- 6)	59.1	11.7
2016	14	141	116	27	24 (24- 0)	83.4	7.8
2017	12	127	85	45	7 (7- 0)	80.3	2.7
2018							



HEAD COACH MIKE MACINTYRE

Mike MacIntyre is in his fifth season as the head coach of the University of Colorado football program, and his seventh season as a collegiate head coach; he has a **25-38** record at Colorado and is **41-59** as a head coach in NCAA Division I (FBS). The 25th full-time head coach in CU history (27th overall) brought an impressive pedigree with him to Boulder, resuscitating a San Jose State Spartan team from a 1-12 record in 2010 to one that finished 11-2 in 2012 and was nationally ranked. Now a veteran coach of 27 seasons, MacIntyre arrived at San Jose State after two years as the defensive coordinator at Duke University, where he was reunited with head coach **David Cutcliffe** from earlier in his coaching days. Those Blue Devil defenses were among Duke's best statistically over a 20-year span, and in 2009, Duke's five wins were the most in a season by the Blue Devils since 1994. The American Football Coaches Association (AFCA) named him its 2009 FBS Assistant Coach of the Year. Another one of his mentors was the legendary and now Pro Football Hall of Fame coach **Bill Parcells**, and of course, his late father, **George MacIntyre**, coached at Vanderbilt (the 1982 national coach of the year).



	Overall	Home	Road	Neutral	2nd Half	Ranked	Unranked	Non-league	League	Bowls
MacIntyre at Colorado.....	25-38	15-15	6-20	4-3	10-23	2-17	23-21	13-5	12-33	0-1
MacIntyre / Career.....	41-59	24-23	13-33	4-3	19-32	2-24	39-35	21-13	20-46	0-1

COLORADO STREAKS: 2-game plus wins, 2-game plus losses: **6, 9**. 3-game plus wins, 3-game plus losses: **3, 8**. 4-game plus wins, 4-game plus losses: **2, 2**. 5-game plus wins, 5-game plus losses: **1, 2**. 6-game plus wins, 6-game plus losses: **1, 1**. Longest winning streak: **6**. Longest losing streak: **9**.

- ◆ MacIntyre, 53, has coached in a total of **356** football games in his career (**100** as a head coach): **197** in NCAA Division I (and another **23** as a grad assistant at Georgia); **82** as a full-time assistant coach in the National Football League; **54** in NCAA Division I-AA (at the time).
- ◆ He became just the second coach at Colorado since 1932 to win his first game at the reins of the Buffaloes (out of 15 coaches), and just the ninth (out of 25) to open with **two** wins. Rick Neuheisel was the last to do both (in 1995).
- ◆ **MacIntyre On His Roots:** *"I'm the son of a coach. And I received by Ph.D. in coaching from Bill Parcells. I used to sit next to him in staff meetings with the Cowboys. The two most important things I probably learned from him were how to evaluate personnel and how to organize practices."* He says Parcells taught him that quarterbacks learn more in 11-on-11 drills than the standard 7-on-7.
- ◆ He has also been influenced immensely by the late John Wooden (UCLA basketball); he has read all his books numerous times. On his own success: *"It takes a lot of people to be successful, it's never just you. It's everyone around you. The team effort starts before you ever get to the players."*
- ◆ Throughout his coaching career, MacIntyre has crafted an approach to coaching college football that incorporates **"The Four F's"** – Foundation, Family, Future and Football. He believes that if Colorado's student-athletes focus on these 4 F's, it will lead to great things:
Foundation is about becoming a solid person on a daily basis in their daily activities. That includes a commitment to things like self-discipline, perseverance, time management and responsibility;
Family is about being close, caring about each other and being accountable to each other. Cu's players have to fully understand how their actions affect their teammates – on the field and in life. They will understand how their actions represent Colorado and their individual legacies;
Future is about putting the necessary energy into their academics; education is their future. Even if our student-athletes go on to play in the NFL for three-to-five years (the average length of a pro career), they need to have an idea about what they want to be the rest of their lives. Football is what they currently do, it's not who they are. Use football to get an education and a better future;
Football is the final F. MacIntyre believes if they have a good foundation, if they're doing the right things, they care about the guys around them and they're doing well academically and know what their future is, when they come to football practice, they are freed up; they'll play better and won't have a lot of baggage.
- ◆ MacIntyre has coached on both sides of the ball, spending four years at Ole Miss (1999-2002) where he started as the wide receivers coach for two seasons and the defensive secondary coach in his final two years. The Rebels posted a 29-19 record in that time with bowl appearances in the 1999 and 2002 Independence Bowls and the 2000 Music City Bowl. The 2001 Rebels ranked fifth nationally in pass defense, allowing just 161.3 yards per game.
- ◆ **The Coin.** MacIntyre always carries the same commemorative coin in his pocket, one his dad received in 1982 as the Bobby Dodd National Coach of the Year. *"I'm the proud son of George MacIntyre,"* he says in referring to his father coaching the Commodores to an 8-4 record that season.
- ◆ **On players having to be ready at a moment's notice to go into the game:** *"It's the only game in the world where you have 100 guys on the side watching just eleven in the game at any one time. So you're like the dog sitting on the porch. When that rabbit runs by, you've got to be ready to go."*
- ◆ **On playing music at practice:** *"Bill Belichick, Eric Mangini both did it. They believed it enhanced practice in many ways, including maintaining rhythm. It's no different than crowd noise; you're teaching the players to block out distractions, all background noise, yet and at the same time to still hear us."*
- ◆ At Mississippi, among his recruits were quarterback **Eli Manning** and Butkus Award winning linebacker **Patrick Willis**. And along his coaching trail, he has mentored many current and former NFL players including recently retired former Dallas and Cincinnati safety **Roy Williams**, a five-time Pro Bowl player. At Dallas, he also tutored **Terrence Newman**, the former Kansas State cornerback who longtime CU fans certainly remember.
- ◆ Unhappy that he had gained weight since college, slowly adding one a few pounds here and there over the years, he decided to do something about it. In early 2014, he read the book, *Why Diets Fail Us*; he started to eat much healthier, consume one or two nutrition-rich shakes a day (as replacement meals) and increased his workout regimen. The end result was that after six months, he dropped **63** pounds (he now weighs 180, what he did as a collegian).
- ◆ **CONTRACT.** MacIntyre was officially named CU's 25th full-time head coach on Dec. 10, 2012, and signed a 5-year contract worth just over \$2 million overall (\$250,000 base; \$875,000 radio/TV income, \$875,000 sponsorship income), plus various incentives that add to well over \$1 million. He received a one-year extension through 2018 in February 2014, and in January 2017, he signed a new agreement for five years (through 2021) for \$16.25 million (\$3.1 for the 2017 season with modest increases each year).
- ◆ A 1989 graduate of Georgia Tech (Business Management), he lettered twice (1987-88) at free safety/punt returner for coach Bobby Ross. Prior to becoming a Yellow Jacket, MacIntyre played two seasons (1984-85) at Vanderbilt for his father, George, the head coach of the Commodores from 1979-85. The elder MacIntyre was the national coach of the year in 1982 with a win over Alabama on its way to an 8-4 record. He is the first ACC alum to take over the reins of the CU football program.
- ◆ He earned his Master's degree in Education with an emphasis on Sports Management from the University of Georgia in 1991.
- ◆ **MacIntyre** is a voter in the *USA Today*/ESPN Coaches poll for the fourth straight year and fifth time overall; coaches are selected by a random draw (he is one of six Pac-12 voters). CU's head coach voted every season from 1987-2009, and the Buffalo coach has now had a vote for the 29 of the last 32 seasons.

**HEAD COACH MIKE MacINTYRE** continued**Mike MacIntyre Year-By-Year Coaching Record**

Season	School	Overall					Pac-12 Conference					Finish/Conf.
		W	L	Pct.	Pts	Opp	W	L	Pct.	Pts	Opp	
2010	San Jose State.....	1	12	.077	209	451	0	8	.000	160	295	9th/Western Athletic
2011	San Jose State.....	5	7	.417	294	364	3	4	.429	193	196	t-4th/Western Athletic
2012	San Jose State.....	10	2	.833	423	257	5	1	.833	251	156	t-1st/Western Athletic
2013	Colorado.....	4	8	.333	305	459	1	8	.111	183	398	6th/Pac-12 South
2014	Colorado.....	2	10	.167	342	468	0	9	.000	263	387	6th/Pac-12 South
2015	Colorado.....	4	9	.308	320	357	1	8	.111	177	291	6th/Pac-12 South
2016	Colorado.....	10	4	.714	435	304	8	1	.889	289	166	1st/Pac-12 South
2017	Colorado.....	5	7	.417	317	338	2	7	.222	222	311	6th/Pac-12 South
2018	Colorado.....	0	0	.000	0	0	0	0	.000	0	0
Colorado Totals.....		25	38	.397	1719	1926	12	33	.267	1134	1553	
Career Totals.....		41	59	.410	2645	2998	20	46	.303	1738	2200	

As a graduate assistant at Georgia (SEC, 2 seasons, 1990-91)..... 14-9 1 bowl (1-0)

As an assistant at Davidson (1 season, 1992)..... 5-5

As an assistant at UT-Martin (OVC, 4 seasons, 1993-96)..... 17-27

As an assistant at Temple (Big East, 2 seasons, 1997-98)..... 5-17

As an assistant at Mississippi (SEC, 4 seasons, 1999-2002)..... 31-20 3 bowls (2-1)

As an assistant at Dallas (NFL, 4 seasons, 2003-06)..... 34-32 2 playoffs (0-2)

As an assistant at New York Jets (NFL, 1 season, 2007)..... 4-12

As an assistant at Duke (ACC, 2 seasons, 2008-09)..... 9-15

COLORADO SUPERLATIVES UNDER MIKE MacINTYRE

The home (listed first) and road/neutral bests in the Mike MacIntyre Era at Colorado (2013-present; *—denotes school record):

MOST FIRST DOWNS33 Nicholls State Sept. 26, 2015
39 *at California (2ot) Sept. 27, 2014**MOST RUSHING YARDS**390 Massachusetts Sept. 12, 2015
260 on two occasions (CSU, UO 2016)**MOST PASSING YARDS**376 Southern California Nov. 11, 2017
455 at California (2ot) Sept. 27, 2014**MOST OFFENSIVE PLAYS**100 Washington State Nov. 19, 2016
114 at UCLA Oct. 31, 2015**MOST TOTAL OFFENSE**636 Nicholls State Sept. 26, 2015
630 at California (2ot) Sept. 27, 2014**MOST POINTS**56 Idaho State Sept. 10, 2016
56 at California (2ot) Sept. 27, 2014**MOST TIME OF POSSESSION**36:36 Idaho State Sept. 10, 2016
41:05 at UCLA Oct. 31, 2015**LONGEST SCORING DRIVE (TD; Yards)**99 Arizona State Sept. 13, 2014
91 at Southern Cal Oct. 18, 2014**FEWEST FIRST DOWNS ALLOWED**7 on two occasions (ISU, ASU 2016)
12 Colo. St. (Denver) Sept. 2, 2016**FEWEST RUSHING YARDS ALLOWED**25 UCLA Nov. 3, 2016
88 Colo. St. (Denver) Sept. 1, 2017**FEWEST PASSING YARDS ALLOWED**40 Nicholls State Sept. 26, 2015
63 Colo. St. (Denver) Sept. 2, 2016**FEWEST OFFENSIVE PLAYS ALLOWED**55 Idaho State Sept. 10, 2016
57 at UCLA Nov. 2, 2013**LEAST TOTAL OFFENSE ALLOWED**96 Idaho State Sept. 10, 2016
225 Colo. St. (Denver) Sept. 2, 2016**FEWEST POINTS ALLOWED**0 Nicholls State Sept. 26, 2015
3 Colo. St. (Denver) Sept. 1, 2017**MOST TURNOVERS FORCED**4 on two occasions
4 on three occasions (all in 2016)**MIKE MacINTYRE VERSUS THE NATION**

School	W	L	Pts	Opp	School	W	L	Pts	Opp	School	W	L	Pts	Opp
Alabama.....	0	1	3	48	Massachusetts.....	2	0	89	52	Southern Utah.....	1	0	16	11
Arizona.....	1	4	162	189	Michigan.....	0	1	28	45	Stanford.....	1	3	40	124
Arizona State.....	1	4	130	197	Navy.....	2	0	39	24	Texas-San Antonio.....	1	0	52	24
Boise State.....	0	1	0	48	Nebraska.....	0	0	0	0	Texas State.....	2	0	68	23
Brigham Young.....	1	1	36	43	Nevada.....	0	2	27	52	UC-Davis.....	1	1	58	27
California.....	2	1	141	111	New Hampshire.....	0	0	0	0	UCLA.....	1	5	151	184
Central Arkansas.....	1	0	38	24	New Mexico State.....	2	1	108	60	Utah.....	1	5	108	194
Charleston Southern.....	1	0	43	10	Nicholls State.....	1	0	48	0	Utah State.....	0	3	94	121
Colorado State.....	6	1	224	143	Northern Colorado.....	1	0	41	21	Washington.....	0	4	50	175
Fresno State.....	1	1	45	57	Oklahoma State.....	0	1	8	38	Washington State.....	1	2	41	79
Hawai'i.....	2	2	76	108	Oregon.....	1	3	91	180	Wisconsin.....	0	1	14	27
Idaho.....	1	2	94	71	Oregon State.....	3	2	148	132	Totals.....	41	59	2645	2998
Idaho State.....	1	0	56	7	San Diego State.....	1	0	38	34					
Louisiana Tech.....	1	2	118	126	Southern California.....	0	5	122	189					

MIKE MacINTYRE TEAMS / SITUATIONAL

Category	W	L	Category	W	L	Category	W	L	Category	W	L
Overall.....	41	59	Ranked Teams (AP).....	2	24	Overtime.....	1	3	Sunday.....	1	0
Home.....	24	23	Top 5 (0-0 vs. No. 1).....	0	6	1 OT.....	1	1	Monday.....	0	0
Road.....	13	33	Top 10.....	0	9	2 OT.....	0	2	Tuesday.....	0	0
Neutral.....	4	3	Unranked Teams.....	39	35	3 OT.....	0	0	Wednesday.....	0	0
Bowl Games.....	0	1	As A Ranked Team.....	4	3	August.....	0	2	Thursday.....	1	2
Day Games.....	24	26	Pac-12 Conference Games.....	12	33	September.....	19	13	Friday.....	3	4
Night Games.....	17	33	Home.....	7	15	October.....	11	21	Saturday.....	36	53
Shutouts.....	2	2	Road.....	5	18	November.....	11	20	Eastern Time Zone.....	2	1
Scoring 50+ Points.....	3	1	Non-Conference.....	21	14	December.....	0	3	Central Time Zone.....	1	4
Scoring 20+ Points.....	36	30	At Colorado.....	13	6	January.....	0	0	Mountain Time Zone.....	23	28
Scoring <20 Points.....	5	29	7-Point Games Or Closer.....	14	21	In the state of Colorado.....	20	26	Pacific Time Zone.....	15	24
Allowing <20 Points.....	19	2	At Colorado.....	7	12	In Denver.....	4	1	Hawai'i-Aleutian Time Zone.....	0	2

MacINTYRE / POINT DIFFERENTIAL AT COLORADO

Margin	1	2	3	4	5	6	7	8	9	10	11	12	13	14	15	16	17	18	20	21	22	24	25	27	28	30	31	32	32	34	37	41	48	49	52	Total	
Won	0	0	4	1	2	0	0	0	1	1	0	0	0	4	0	1	1	0	1	0	0	1	1	0	0	0	0	0	1	2	1	1	1	1	0	—	25
Lost	0	0	4	4	1	1	2	1	0	0	1	0	0	3	1	0	2	2	0	1	1	2	1	2	2	1	1	1	0	1	0	2	0	0	1	—	38

**MACINTYRE 2016 CONSENSUS COACH OF THE YEAR**

The avalanche of honors all started late last November when **Mike MacIntyre** was named the Pac-12 Conference Coach of the Year, CU's first as a member of the league it joined in 2011, and the first since **Gary Barnett** won it for the Big 12 in 2004. Then the National Coach of the Year awards started to roll in, and when all was said and done, he captured eight of the 10 earning the honor from: the *Associated Press*, Walter Camp, Bobby Dodd, ESPN/Home Depot, FWAA/Eddie Robinson, American Football Coaches Association (AFCA), SB Nation and Scout.com; he was as well a finalist for the other two, the Bear Bryant and Maxwell Club awards. He also earned the AFCA Region 5 Coach of the Year honor and the group's inaugural Comeback Coach of the Year Award. The Colorado Sports Hall of Fame presented him with its "King of the Hill" honor for all sports within the state for 2016. MacIntyre joined **Bill McCartney** as CU's only national coaches of the year, as "Mac I" was the unanimous selection for the 1989 season.

WHAT THEY'VE SAID ABOUT MIKE MACINTYRE**ELI MANNING, New York Giants Quarterback**

MacIntyre recruited Manning to Mississippi while on the Rebels' staff.

"As good a coach as Mike MacIntyre is, he is an even better person. He recruited me to Ole Miss with a little help from my mother and father, and I was fortunate enough to work with him on both sides of the ball. He coached our wide receivers my freshman year, so I worked closely with him on our passing game, and then for the next two years I got to throw against his secondary every day in practice when he coached the defensive backs, which was invaluable in my preparation. He's a great coach and a great recruiter, and he will not be outworked."

PATRICK WILLIS, San Francisco 49ers Linebacker

MacIntyre recruited Willis to Mississippi while on the Rebels' staff.

"Coach MacIntyre is a great guy, a guy who knows how to recruit. A guy who knows how to get guys to play, get guys on one accord. He proved that at San Jose State this year, leading them to a great season. I'm really happy for him and I wish him the best of luck at Colorado."

DUKE IHENACHO, Denver Broncos

MacIntyre coached Ihenacho at San Jose State

"That's my guy, Coach Mac. CU has a good coach. They have a very passionate coach obviously. I think they got somebody that cares for the players and cares about the

program. I can't say [anything] but nice things and great things about Coach Mac because I played under him and he benefitted me. Coach Mac is a great guy and he is going to get that program on the right track."

MARV SUNDERLAND, Tennessee Titans Scout

MacIntyre worked Sunderland when both were with the New York Jets

"He's highly organized, a very good teacher, and a disciplinarian, but not in a nasty way, he commands it through respect. He's a very people-oriented type of person who will be a great recruiter for the University of Colorado. This man is a class guy."

DAVID CUTCLIFFE, Duke Head Football Coach

MacIntyre worked for Cutcliffe at both Mississippi and Duke.

"Congratulations to Coach MacIntyre and his family – the University of Colorado has hired an excellent coach and an even finer man. Obviously our history together runs deep, and I couldn't be happier for him, Trisha and their children. Plain and simple, Coach MacIntyre knows how to coach the game of football. It's in his blood. He understands the importance of the well-rounded student-athlete as well as the football program's place in the community. His success in three years at San Jose State is well-documented and his work as an assistant coach on both the collegiate and professional levels speaks for itself. But on top of all of his coaching excellence – and there is a great deal of that – Coach MacIntyre is a tremendous person."

THE CLASS OF '13

Ahead of the 2013 season, 31 programs including Colorado hired new head coaches, 14 of whom (denoted by an *) were first-time head coaches on the collegiate level. Here's a look at the remaining 11 coaches that make up the "class of 2013" and their records through games of August 25:

Coach, School (2018 record)	W	L	Pct.
Gus Malzahn, Auburn (0-0)	45	21	.682
*Rod Carey, Northern Illinois (0-0)	43	24	.642
Skip Holtz, Louisiana Tech (0-0)	39	28	.582
Dave Doeren, N.C. State (0-0)	34	30	.531
Matt Wells, Utah State (0-0)	34	32	.515
Steve Addazio, Boston College (0-0)	31	33	.484
*Kliff Kingsbury, Texas Tech (0-0)	29	34	.460
*Mark Stoops, Kentucky (0-0)	26	36	.419
Mike MacIntyre, Colorado (0-0)	25	38	.397
*Paul Petrino, Idaho (0-0)	19	41	.317
Doug Martin, New Mexico State (0-1)	17	45	.274

No longer with school (resigned/fired/hired elsewhere):

Coach, School	W	L	Pct.
Gary Anderson, Wisconsin	19	7	.731
*Mark Helfrich, Oregon	37	16	.698
Bobby Petrino, Western Kentucky	8	4	.667

Coach, School	W	L	Pct.
*Bryan Harsin, Arkansas State	7	5	.583
*P.J. Fleck, Western Michigan	30	22	.577
Tommy Tuberville, Cincinnati	30	22	.577
Butch Jones, Tennessee	34	27	.557
*Matt Rhule, Temple	28	23	.549
Willie Taggart, South Florida	24	25	.490
*Brian Polian, Nevada	23	27	.460
Bret Bielema, Arkansas	29	34	.460
Rob Caragher, San Jose State	19	30	.388
Sonny Dykes, California	19	30	.388
*Scott Shafer, Syracuse	14	23	.378
*Todd Monken, Southern Miss	13	25	.342
*Sean Kugler, Texas-El Paso	18	36	.333
Ron Turner, Florida International	10	30	.250
*Paul Haynes, Kent State	14	45	.237
Darrell Hazell, Purdue	9	33	.214
Trent Miles, Georgia State	9	38	.191

COACHES ON GAME DAY (2018)

The location for CU coaching staff during games (all are among those allowed within the NCAA maximum to wear headsets):

SIDELINE: Head coach **Mike MacIntyre**; defensive coordinator and outside linebacker coach **D.J. Eliot**, tight ends/H-backs coach **Gary Bernardi**, defensive line coach **Kwahn Drake**, defensive passing game coordinator/safeties coach **ShaDon Brown**, co-offensive coordinator and offensive line coach **Klayton Adams**, running backs coach **Darian Hagan** and quarterbacks coach **Kurt Roper**. Graduate assistant **Dalmin Gibson** is also on the field.

COACHES BOOTH: Co-offensive coordinator and receivers coach **Darrin Chiaverini**, cornerbacks coach **Ashley Ambrose** and inside linebacker coach **Ross Els**. Three graduate assistants are also in the press box: **Jack Harris** and **Peter Tuitupou** (offense) and **Chidera Uzo-Diribe** (defense).



HEAD COACHING FATHERS AND THEIR PLAYER SONS

There have been **95** known players in Division I-A (FBS) history who have played for their head-coaching fathers in college, including **three** active pairings, according to a survey of I-A sports information departments. The count includes CU head coach **Mike MacIntyre** and his oldest son, **Jay**; Colorado is one of a handful of schools to have it happen twice, as **Dan Hawkins** had son **Cody** on his CU teams from 2007-10.

Perhaps the most famous and best head coach father and son tandem in NCAA history is **Jim and Kevin Sweeney** at Fresno State. Kevin played for his father from 1982-86, when he became the first player in NCAA history to throw for 10,000 career passing yards (Jim was FSU's head coach for 19 years, retiring No. 17 on the all-time win list with 200 in his 32-year coaching career).

A FIRST? We polled the nation on two occasions, and no other instance has yet to turn up where a head coach had his father as a head coach in college and then had a son on a team that he is the head coach. But that appears to be the case with **Mike MacIntyre**, who was coached by his father **George** at Vanderbilt in 1984-85 and is now coaching his son, **Jay**, a junior at Colorado.

There are currently **11** schools where a player is playing for his head coach father, and in one case, two sons are (Clemson). Here's a look at the all-time list of known head coaching father-player son pairings at the same school (#—denotes active in 2018):

School	Head Coach	Son (Position)	Years	School	Head Coach	Son (Position)	Years
Alabama-Birmingham	Watson Brown	*Steven (WR)	2005-06	Miami, Fla.	Dennis Erickson	Bryce (QB)	1993
#Alabama-Birmingham	Bill Clark	Jacob (LS)	2017-present	Miami, Fla.	Randy Shannon	Xavier (C)	2008
Arizona	Rich Rodriguez	Rhett (QB)	2017	Michigan	Lloyd Carr	Jason (QB)	1994-95
Arizona State	Frank Kush	*Danny (PK)	1973-76	#Middle Tennessee	Rick Stockstill	*Brent (QB)	2014-present
Arizona State	Larry Marmie	Larry Jr. (DB)	1989-91	Minnesota	Joe Salem	*Tim (QB)	1980-82
Arkansas	Bobby Petrino	Bobby (WR)	2009	Minnesota	Tim Brewster	Clint (QB)	2007
Arkansas	Bobby Petrino	Nick (QB)	2008-09	Mississippi State	Bob Tyler	Breck (WR)	1977-78
Army	Earl "Red" Blaik	*Robert (QB)	1949-50	North Texas	Todd Dodge	*Riley (QB)	2008-10
Army	Rich Ellerson	*Andrew (LS)	2011-13	Notre Dame	Ara Parseghian	Mike (RB)	1971-74
Ball State	Bill Lynch	Billy (WR)	1998-01	Notre Dame	Lou Holtz	Skip (WR)	1986
Ball State	Bill Lynch	Joey (QB)	2002	Ohio	Cleve Bryant	*Rodney (QB)	1989-90
Baylor	Bill Beal	*Phil (S)	1970-71	Oklahoma State	Bob Simmons	Nathan (RB)	1996-99
Boston College	Steve Addazio	Louie (TE)	2012-15	#Old Dominion	Bobby Wilder	Derek (LB)	2015-present
BYU	LaVell Edwards	*Jimmy (WR)	1981, 84-86	Oregon	Jim Aiken	*James Jr. (RB)	1948
California	Jeff Tedford	Quinn (WR)	2008-09	Oregon	Rich Brooks	Brady (FS)	1988-89
Chicago, U of.	Amos Alonzo Stagg	Amos Alonzo Jr.	1922	Oregon	Mike Bellotti	Luke (PK)	2003-07
#Clemson	Dabo Swinney	Will (WR)	2017-present	Penn State	Joe Paterno	Jay (QB)	1986-89
#Clemson	Dabo Swinney	Drew (WR)	2018	San Diego State	Tom Craft	Kevin (QB)	2005
Colorado	Dan Hawkins	*Cody (QB)	2006-10	South Carolina	Steve Spurrier	Scott (WR)	2006-09
#Colorado	Mike MacIntyre	*Jay (WR)	2014-present	SMU	Rusty Russell	*H.N. (QB)	1950-51
Colorado State	Harry Hughes	William	1935, 37	SMU	Phil Bennett	*Sam (LB)	2006-07
Florida	Doug Dickey	Don (DB)	1975-76	Southern Miss	Jim Carmody	Steve (C)	1982-83
Florida State	Bobby Bowden	Jeff (WR)	1981-82	Southern Miss	Jim Carmody	Keith (DT)	1985-86
Fresno State	Jim Sweeney	*Kevin (QB)	1982-86	#TCU	Gary Patterson	Blake (LB)	2017-present
Fresno State	Pat Hill	Zak (SS)	2007-09	Tennessee	Robert Neyland	Bob, Jr. (HB)	1952
Houston	Kim Helton	Clay (QB)	1993-94	Tennessee	Butch Jones	Alex (K)	2015-16
Houston	Kim Helton	Tyson (QB)	1996-99	Texas	Fred Akers	Danny (QB)	1983-85
Houston	Art Briles	Kendal (WR/QB)	2004-05	#Texas-El Paso	Dana Dimel	Winston (FB)	2018
Illinois	Mike White	Chris (PK)	1983-85	#Texas State	Everett Withers	Pierce (S)	2018
Indiana	Lee Corso	*Steve (SE)	1979-80	Tulsa	Glenn Dobbs	Glenn III (QB)	1963-67
#Indiana	Tom Allen	Thomas (LB)	2017-present	Tulsa	Glenn Dobbs	Johnny (QB)	1966-68
Iowa	Bob Commings	*Bobby Jr. (QB)	1977-78	Tulsa	John Cooper	John, Jr. (DB)	1981-84
Iowa	Kirk Ferentz	*Brian (OL)	2002-05	#Tulsa	Phillip Montgomery	Cannon (WR)	2017-present
Iowa	Kirk Ferentz	James (C)	2009-12	USC	John McKay	*John, Jr. (WR)	1972-74
Iowa	Kirk Ferentz	Steve (OL)	2012-16	USC	Larry Smith	Corby (QB)	1992
Iowa State	Jim Criner	Mark (LB)	1986	Utah	Kyle Whittingham	Tyler (DB/ST)	2010-11
Iowa State	Paul Rhoads	Jake (WR)	2013-15	Utah	Kyle Whittingham	Alex (LS)	2014-17
Iowa State	Paul Rhoads	Wyatt (WR)	2015	Utah State	Gary Andersen	Keegan (TE)	2010-12
Kansas State	Jim Dickey	*Darrell (QB)	1979-82	Vanderbilt	George MacIntyre	*Mike (DB)	1984-85
Kansas State	Bill Snyder	*Sean (P)	1991-92	Virginia Tech	Frank Beamer	*Shane (LS/WR)	1996-99
Kentucky	Hal Mumme	Matt (QB)	1997-98	Wake Forest	Jim Caldwell	Jimmy Caldwell (WR)	1999
Louisiana Tech/Mississippi	%Billy Brewer	Brett (P)	1980-84	Washington State	Mike Price	*Aaron (PK)	1991-93
Louisiana-Lafayette	Rickey Bustle	Brad (OG)	2006-09	West Virginia	Bobby Bowden	*Tommy (WR)	1973-75
Louisiana-Lafayette	Mark Hudspeth	Gunner (QB)	2015-16	West Virginia	Bobby Bowden	Terry (RB)	1975
Louisiana-Monroe	Pat Collins	*Mike (C)	1981-82	Western Michigan	Bill Cubit	*Ryan (QB)	2003-06
Maryland	Jerry Claiborne	Jonathan (S)	1975-77	Wisconsin	Gary Andersen	Chasen (LB)	2014
Massachusetts	Mark Whipple	Austin (QB)	2014-16	*—denotes started/first-team (at some point when father was head coach at the time; in some cases, they became the starter after the father moved on).			
Memphis	Rip Scherer	Scott (QB)	1998-00	%—The elder Brewer moved on to Mississippi in 1983 and son followed.			
Memphis	Tommy West	Turner (WR)	2006-09				

While this is the second time that CU has had the head coach father-player son active combo, the Buffaloes have seen it against them in the past. Iowa State (**Criners**), Kansas State (**Dickeys, Snyders**), Oklahoma State (**Simmons**) and perhaps one of the most famous father-son duos, **Lee** and **Steve Corso** at Indiana. When confirming with Lee, he was pretty proud that Steve caught the game winning TD in a 36-30 win against Kentucky his senior year, and reminded us that he had two pretty good games against Colorado (5 catches for 87 yards in a 17-16 CU win in 1979, and 3-for-38 in a 49-7 Indiana win in 1980).



MacIntyre "Row" – Jay, Mike & George

**2018 COACHING CHANGES**

Two longtime MacIntyre assistants left the program with three new ones coming on board, including filling the position of a 10th assistant allowed by the NCAA. Co-offensive coordinator and quarterbacks coach **Brian Lindgren** returned to his native Northwest, accepting similar positions at Oregon State under its new head coach, Jonathan Smith. Defensive line coach **Jim Jeffcoat** was not retained after five years on the CU staff (and the previous three with MacIntyre at San Jose State). Offensive line coach **Klayton Adams** assumed co-offensive coordinator duties with **Darrin Chiaverini**, while **Kurt Roper** was hired to coach the quarterbacks on January 3. Defensively, **ShaDon Brown** was promoted to passing game coordinator with the additions of **Ashley Ambrose** as cornerbacks coach (January 18) and **Kwahn Drake** as line coach (January 25). Two new grad assistants have also joined the staff.

➔ The CU staff has remained intact twice since **Bill McCartney's** 1988 and 1989 teams, in 2011-12 (under **Jon Embree**) and 2013-14 (under MacIntyre).

SIXTH YEAR USUALLY A WINNER

MacIntyre is now the seventh coach in CU history (out of 25 full-time) who is coaching the team for a sixth season; five of the six previous coaches enjoyed winning seasons in year number six. A look at Colorado's seven coaches who have coached the Buffs in at least six seasons:

Head Coach	Inaugural Season	1st Yr Record	2nd Yr Record	3rd Yr Record	4th Yr Record	5th Yr Record	6th Yr Record	Notes
Fred Folsom.....	1895	5-1	5-0	7-1	4-4	7-2	5-1-1	Returned for his second stint as coach in 1901 after a one-year hiatus; won conference title
Myron Witham.....	1920	4-1-2	4-1-1	4-4	9-0	8-1-1	6-3	Outscored opponents 149-18 in the six wins; outscored by 27-7 in three losses
Dal Ward.....	1948	3-6	3-7	5-4-1	7-3	6-2-2	6-4	Lost first four Big 7 games by a combined 38 points (including 27-20 at #9 Oklahoma)
Eddie Crowder.....	1963	2-8	2-8	6-2-2	7-3	9-2	4-6	Promising 4-2 start derailed by four straight losses (including finale at home to Air Force)
Bill McCartney.....	1982	2-8-1	4-7	1-10	7-5	6-6	7-4	Buffs shutout of third straight bowl appearance (ahead of soon-to-be nine in a row)
Gary Barnett.....	1999	7-5	3-8	10-3	9-5	5-7	8-5	Big 12 North Division champions buoyed by 3-0 November; Houston Bowl champions
Mike MacIntyre.....	2013	4-8	2-10	4-9	10-4	5-7	0-0

Five of the six went on to pilot the program for 11 seasons or more. A closer look:

Coach	Sixth Season	Record	First 5 Seasons	(Home)	Seasons 4 & 5 Record	Total Seasons	Record
Fred Folsom	1901	5-1-1	28-8	(17-2)	11-6	15	77-23-2
Myron Witham	1925	6-3	29-7-4	(14-2-2)	17-1-1	12	63-26-7
Dal Ward	1953	6-4	24-22-3	(17-6-2)	13-5-2	11	63-41-6
Eddie Crowder	1968	4-6	26-23	(12-12-1)	16-5	11	67-49-2
Bill McCartney	1987	7-4	20-36-1	(12-19)	13-11	13	93-55-5
Gary Barnett	2004	8-5	34-28	(18-10)	14-12	7	48-38
Mike MacIntyre	2018	?	25-38	(15-15)	15-11	5	25-38

► MacIntyre has been at the CU helm for **63** games, which is already the seventh-most in school history; he trails **Bill McCartney** (153), **Eddie Crowder** (118), **Dal Ward** (110), **Fred Folsom** (102), **Myron Witham** (96) and **Gary Barnett** (88).

BUFF ALUMNI IN THE FBS COACHING RANKS: **Brad Bedell** ('99), OL, Boise State; **Ronnie Bradford** ('92), DB, USC; **Jalil Brown** ('10), DB, Northern Arizona; **Jason Burianek** ('02), HC, Missouri Baptist; **Cedric Cormier** ('01), WR, UNLV; **Rich Fisher** ('92), WR, Nebraska; **David Gibbs** ('90), DC, Texas Tech; **Chris Naeole** ('96), OL, Hawaii; **Pete Shinnick** ('86), HC, West Florida; **Steve Stripling** ('76), Assoc. HC/DL, Tennessee; **Ryan Walters** ('08), DC/DB, Missouri.

IN THE FCS: **Cha'pelle Brown** ('08), UC Davis, DB; **Paul Creighton** ('03), UC Davis, TE; **Ty Gregorak** ('99), DC/LB, Montana; **Cody Hawkins** ('10), UC Davis, WR; **Jeff Smart** ('09), OLB, Penn.

IN DIVISION II: **Pete Shinnick** ('88), head coach at West Florida; **Donnell Leomiti** ('95), DC/DB at CSU-Pueblo; **Chris Symington** ('87), OL at CSU-Pueblo.

IN THE NFL: **Anthony Perkins** ('11), Asst. to Head Coach, Tampa Bay.

CU GRAD SHINNICK LEADS WEST FLORIDA TO DIVISION II 2017 TITLE GAME

Pete Shinnick ('88) was hired to start the football program at the University of West Florida in 2014; in their first season of competition in 2016, the Argonauts went 5-6. In the school's second season (2017), UWF reached the Division II championship game against Texas A&M Commerce in Kansas City, but dropped a 37-27 decision to the Lions. The Argonauts won four straight road playoff games to make it to KC, including knocking off No. 1 seed Indiana, Pa. on the way and finished with an **11-4** record. Shinnick lettered two seasons for the Buffaloes (1985-86) at offensive guard, CU's first two winning seasons at the time since 1978. He began his coaching career in 1988 at Richmond, was a grad assistant at Clemson (1991-92) while earning his master's, and has been a head coach at Azusa Pacific and UNC-Pembroke (in fact, he also started the program at the latter). He is in his 16th year as a head coach, all in Division II.

2018 COLORADO FOOTBALL STAFF

Head Coach	Mike MacIntyre (<i>Georgia Tech '89</i>)	Director of Football Operations	Bryan McGinnis (<i>San Jose State '07</i>)
Co-Offensive Coordinator / Offensive Line	Klayton Adams (<i>Boise State '05</i>)	Director of Recruiting	Adam Toyama (<i>Hawai'i '04</i>)
Co-Offensive Coordinator / Receivers	Darrin Chiaverini (<i>Colorado '99</i>)	Director of Player Personnel	Brad Forsyth (<i>Illinois Wesleyan '90</i>)
Quarterbacks	Kurt Roper (<i>Rice '95</i>)	Director of Quality Control/Offense	Daniel Da Prato (<i>UL-Monroe '03</i>)
Running Backs	Darian Hagan (<i>Colorado '96</i>)	Director of Quality Control/Defense	Nate Taye (<i>San Jose State '13</i>)
Tight Ends / H-Backs	Gary Bernardi (<i>Cal State-Northridge '76</i>)	Director of Quality Control/Special Teams	Matt Thompson (<i>Fort Lewis '05</i>)
Defensive Coordinator / O-Linebackers	D.J. Eliot (<i>Wyoming '99</i>)	Director of Football Academics	Katie Bason (<i>Wake Forest '05</i>)
Defensive Passing Game Coord/Safeties	ShaDon Brown (<i>Campbellsville '02</i>)	Asst. Director of Operations	Scott Unrein (<i>Colorado '11</i>)
Cornerbacks	Ashley Ambrose (<i>Mississippi Valley '92</i>)	Recruiting Assistant	Erik Aunese (<i>Colorado Mesa '16</i>)
Defensive Line	Kwahn Drake (<i>Nicholls State '09</i>)	Recruiting Assistant	Cory Hall (<i>Colorado '16</i>)
Inside Linebackers	Ross Els (<i>Nebraska-Omaha '88</i>)	Recruiting Assistant	Mike Slife
Offensive Graduate Assistant	Peter Tuitupou (<i>San Jose State '13</i>)	Director of Strength & Conditioning	Drew Wilson (<i>King's College '00</i>)
Offensive Graduate Assistant	Jack Harris (<i>Colorado '13</i>)	Asst. Strength & Conditioning Coach	Justin Geyer (<i>Mt. St. Joseph '10</i>)
Defensive Graduate Assistant	Dalmin Gibson (<i>Dickinson State '14</i>)	Asst. Strength & Conditioning Coach	Terrance Motley (<i>BYU '15</i>)
Defensive Graduate Assistant	Chidera Uzo-Diribe (<i>Colorado '14</i>)	Asst. Strength & Conditioning Coach	Cody Stout (<i>Indianapolis '14</i>)

**A LOOK BACK AT 2016 AND "THE RISE" ... FROM FOUR OR FEWER TO 10 OR MORE**

Taking a look at the current landscape of the so-called Power-5 conferences (Atlantic Coast, Big 12, Big Ten, Pac-12 and Southeastern) and examining the history of those teams, CU's turnaround in 2016 is up there with some of the all-time finest among college football's "big boys." The Buffaloes became the ninth team among the Power-5 schools since 1972 to win 10 or more games after finishing the previous season with four or fewer wins (1972 was the year freshmen became eligible to play in NCAA Division I football, thus defining the modern era). *(CU was just the 30th team to go from four to nine wins.)* Here's a look at those current power-5 programs with the largest turnarounds since 1972 (conference listed after school name is the one it belonged to at the time).

Power-5 Programs Jumping from Four or Fewer Wins to 10 or More Wins in Just One Season

School	Improvement		Previous Season		Next Season		School	Improvement		Previous Season		Next Season	
	Overall	Wins	Record	Year	Record	Year		Overall	Wins	Record	Year	Record	Year
Auburn (SEC)	+ 8	+ 9	3-9	2012	12-2	2013	Northwestern (Big Ten)	+ 6	+ 7	3-7-1	1994	10-2	1995
TCU (Big 12)	+ 7½	+ 8	4-8	2013	12-1	2014	Wake Forest (ACC)	+ 5½	+ 7	4-7	2005	11-3	2006
Penn State (Big Ten)	+ 6½	+ 7	4-7	2004	11-1	2005	Washington State (Pac-10)	+ 5½	+ 6	4-7	2000	10-2	2001
Colorado (Pac-12)	+ 6	+ 6	4-9	2015	10-4	2016	Arkansas (SEC)	+ 4½	+ 6	4-7	2005	10-4	2006
Colorado (Big 12)	+ 6	+ 7	3-8	2000	10-3	2001							

MOST IMPROVED TEAMS ALL-TIME IN PAC-12 LEAGUE PLAY

Colorado completed the single biggest improvements in league record from one year to the next in the history of the Pac-12 Conference with its 27-22 win over Utah. Finishing at 8-1 in league play, that was a reversal from a 1-8 mark in 2015, or a difference of seven games. While those inside the CU program thought it could be done, after going 5-40 in Pac-12 play from 2011 through 2015, CU was picked to finish last in the South Division in the 2016 preseason media poll.

In Pac-12 history, there are just two instances where a school won seven or more games in league play than it did the season before, with Colorado joining the 1940 Stanford team as the only ones to accomplish the feat. Stanford's 6½-game improvement that year had been the best from one year to the next, with three others improving by five games; but at +7, this year's Buffaloes became the league's all-time most improved team. A closer look:

ALL-TIME BIGGEST OVERALL IMPROVEMENT IN PAC-12 CONFERENCE PLAY FROM ONE YEAR TO THE NEXT

School	Improvement		Previous Season		Next Season		School	Improvement		Previous Season		Next Season	
	Overall	Wins	Record	Year	Record	Year		Overall	Wins	Record	Year	Record	Year
*Colorado	+ 7	+ 7	1-8	2015	8-1	2016	Stanford	+ 5	+ 5	2-6	1998	7-1	1999
*Stanford	+ 6½	+ 7	0-6-1	1939	7-0	1940	UCLA	+ 4	+ 5	2-3	1945	7-0	1946
*California	+ 5	+ 5	1-6	1957	6-1	1958	Washington	+ 4	+ 5	1-5-1	1951	6-2	1952
Oregon	+ 5	+ 5	2-6	1993	7-1	1994							

***—LAST TO FIRST:** Colorado is technically the first AND fourth team to go from "worst to first" in Pac-12 history. The Stanford and Cal teams did it, along with the '59 Washington team that was 1-6 in 1958 but went 3-1 in 1959 (the year Oregon, Oregon State and Washington State left the conference for up to five seasons). But in all three cases, Idaho was a member of the league those years but always played an abbreviated schedule (finishing 0-3 all three times).

MOST IMPROVED FBS TEAMS IN 2016

There have now been three seasons in school history where CU finished as or tied as the nation's most improved team. In one of the more dramatic turnarounds in NCAA history, CU went from 1-10 in 1984 to 7-5 in 1985, a ½-game improvement, after the Buffs switched from a pro passing attack to the wishbone on offense. Then in 2001, Colorado improved six games, finishing 10-3 after going 3-8 the year before; in fact, CU just missed playing in the BCS Championship game by .05 of a point. This year, CU tied for the biggest jump over its 2015 record with five other schools; the Buffs also debuted as No. 15 in the first College Football Playoff Poll of the season, one of only two teams (with Nebraska) that had losing seasons in 2015. The most improved teams in 2016:

School	2015	2016	Diff.	School	2015	2016	Diff.	School	2015	2016	Diff.
Colorado	4-9	10-4	+ 5½	Troy	4-8	10-3	+ 5½	Wyoming	2-10	8-6	+ 5
UCF	0-12	6-7	+ 5½	Army	2-10	8-5	+ 5½				
Eastern Michigan	1-11	7-6	+ 5½	Georgia Tech	3-9	9-4	+ 5½				

TRENDING ...

Here's a look at the improvement that CU has made from the season prior to Mike MacIntyre's hiring at Colorado (2012) and the present in some rather unique categories (does not include the Alamo Bowl):

Category	2017	2016	2015	2014	2013	2012	Category	2017	2016	2015	2014	2013	2012
Snaps per TD/Offense	25.3	20.7	28.0	23.7	26.8	30.7	Average To Go/Third Down	7.3	6.3	7.1	6.5	7.1	7.5
Snaps per TD/Defense	22.1	33.7	22.0	15.1	16.8	12.3	Red Zone Offense	37-44	51-57	39-53	40-45	26-32	26-33
Opening Drive/Points Scored	17	49	24	24	17	14	Red Zone Defense	39-44	31-41	39-44	47-52	51-62	53-57
Opening Drive/Points Allowed	14	7	42	27	34	35	TD Drives 60+ Yards	30	38	25	35	24	23
Points per Drive/Offense	2.02	2.20	1.78	1.99	1.62	1.26	Opp. TD Drives 60+ Yards	34	12	28	38	35	43
Points per Drive/Defense	2.16	1.29	2.02	2.60	2.57	3.21	Opponent 20+ Plays	62	49	66	72	74	81
Average Gain/First Down	5.7	6.0	5.1	5.4	5.8	4.2	Touchdowns Allowed (offensive)	40	27	43	56	55	67
Average Gain Allowed/First Down	6.2	5.1	5.7	6.8	6.5	8.0	Points Allowed	338	266	357	468	459	552



HISTORICALLY

Colorado is in its second century of intercollegiate football, as the Buffaloes are in their 129th season of competition having played **1,237** games with an all-time record of **700-501-36**. CU currently stands 25th on the all-time win list and is 36th in all-time winning percentage (.580; the Buffs are 29th for those schools with 1,000 or more games played in Division I-A). Only 12 Division I schools have played more seasons of intercollegiate football than Colorado; Washington is the only Pac-12 school that matches CU's total of 128 (Cal is the only one who has played more games – 1,245), with only USC (834) and Washington (725) having won more games (CU is sixth in the league in winning percentage).

➔ In Boulder, the Buffs are **404-194-16** (.671) all-time and **312-172-10** (.642) in 94 seasons on the “hilltop” (Folsom Field).

OVERTIME

Colorado is **6-7** all-time in overtime games (**3-4** at home), all seven losses by three points; the Buffs became the 84th team in FBS/I-A to play an overtime game when it played its first extra session affair against Missouri in 1999. Here's a chart summarizing the Buffs in overtime (*—denotes in Denver):

Date	Opponent	Score	Regulation	Coin Toss	Choice	--Total Yards----		Notes
						Offense	Defense	
Oct. 9, 1999	MISSOURI	W 46-39	39-39	Missouri	Defense	25	13	Ends with Kelly INT
Nov. 26, 1999	NEBRASKA	L 30-33	27-27	Nebraska	Defense	9	25	CU trailed 27-3 early in 4th
Nov. 9, 2002	at Missouri	W 42-35	35-35	Missouri	Defense	25	18	Ends with Mossoni FR
Dec. 28, 2002	Wisconsin	L 28-31	28-28	Wisconsin	Defense	-2	5	Alamo Bowl
Oct. 11, 2003	KANSAS	W 50-47	44-44	Colorado	Defense	25	7	Calhoun 3-25, TD rushing in OT
Oct. 23, 2004	at Texas A & M	L 26-29	26-26	Colorado	Defense	14	33	First CU turnover in an OT ends it
Oct. 7, 2006	BAYLOR	L 31-34 (3 OT)	17-17	Colorado	Defense	42	72	Ends in 3OT on Baylor INT
Sept. 1, 2007	*Colorado State	W 31-28	28-28	Colorado	Defense	7	16	Eberhart kicks GWFG (35) after Wheatley INT
Sept. 18, 2008	WEST VIRGINIA	W 17-14	14-14	Colorado	Defense	18	19	Goodman kicks GWFG (25) after WVU FG miss
Sept. 10, 2011	CALIFORNIA	L 33-36	30-30	California	Defense	20	45	CU drives to CA4 but drive stalled
Sept. 27, 2014	at California	L 56-59 (2 OT)	49-49	Colorado	Defense	46	34	CU drives to CA1 but failed on 4th down
Oct. 25, 2014	UCLA	L 37-40 (2 OT)	31-31	Colorado	Defense	13	40	CU rallied from 31-14 down in 4th; two OT FGs
Sept. 19, 2015	*Colorado State	W 27-24	24-24	Colorado	Defense	10	2	Gonzalez kicks GWFG (32) after Thompson FG block

COMEBACK BUFFS

Over the last 10 seasons, Buffs rallied to win from 10 or more points down 12 times, including twice under Mike MacIntyre, including rallying from its largest deficit ever against CSU. In 2014, UMass was up by 11 early in the second half after cashing in on a pick-six. Two of the rallies came from 17 down: in 2012, Washington State led, 31-14, early in the fourth quarter, but CU scored three straight TDs to close the game, capped by **QB Jordan Webb** scoring on fourth down from four yards out with 0:09 remaining; **PK Will Oliver** added the game winning PAT. In 2007, the Buffs got the best of No. 3 Oklahoma when **PK Kevin Eberhart** capped a run of 20 straight points with a 45-yard field goal for a 27-24 win. Eight have taken place in Boulder, a ninth (the first one) in Denver against CSU, and two on the road (the Washington State comeback was the largest fourth quarter comeback on the road CU has ever had).

COLORADO COMEBACKS

Trailed By	Time, Qtr.	Final	Opponent (Date)
14 (0-14)	2:44, 1Q	27-24	OT; Colorado State (Sept. 19, 2015)
11 (20-31)	12:24, 3Q	41-38	at Massachusetts (Sept. 6, 2014)
17 (14-31)	8:07, 4Q	35-34	at Washington State (Sept. 22, 2012)
11 (3-14)	3:47, 1Q	44-36	KANSAS STATE (Nov. 20, 2010)
10 (14-24)	10:40, 3Q	29-27	GEORGIA (Oct. 2, 2010)
10 (0-10)	0:00, 2Q	31-13	HAWAII (Sept. 18, 2010)
10 (21-31)	11:01, 4Q	35-34	TEXAS A&M (Nov. 7, 2009)
11 (13-24)	9:14, 4Q	28-24	IOWA STATE (Nov. 8, 2008)
14 (7-21)	7:29, 2Q	31-24	EASTERN WASHINGTON (Sept. 6, 2008)
11 (24-35)	0:23, 2Q	65-51	NEBRASKA (Nov. 23, 2007)
17 (7-24)	12:23, 3Q	27-24	OKLAHOMA (Sept. 29, 2007)
11 (17-28)	10:05, 3Q	31-28	OT; Colorado State (Sept. 1, 2007)

LITTLE KNOWN RARITY

In CU history, the Buffaloes have had a 100-yard rusher and receiver in the same game on **43** occasions (**33-10** when this occurs). It happened three times in 2017, against Northern Colorado (**TB Phillip Lindsay**/**WR Devin Ross**; the duo just missed becoming the first to do 150/150), Oregon State (Lindsay/**WR Bryce Bobo**) and Cal (Lindsay/**WR Shay Fields**). Since CU joined the Pac-12 in 2011, it has happened **13** times overall (once each in 2011, 2012, 2013, 2014 and 2015; four times in 2016 and thrice in 2017). In 2001, the first time the same player had 100 yards in both in the same game at Colorado occurred when **TB Cortlen Johnson** had 172 rushing and 105 receiving at Iowa State. *The full list can be found on page 192 of the 2018 CU Media Guide.*

FOLSOM FIELD CAPACITY SNAPSHOT

Folsom Field's official capacity had been 53,613, expanded last in 2003 when 1,903 club seats and 41 suites were added in the east side stadium expansion; however, with CU's \$156 million Athletics Complex Expansion nearing completion and the northeast corner of the stadium and the north stands now redesigned, the new capacity now stands at **50,183**. Folsom is tied for the 18th oldest venue among the 128 NCAA Division I-A/FBS stadiums. It is the fourth oldest stadium in the Pac-12 Conference, as only Husky Stadium (Washington, 1920), Rose Bowl Stadium (UCLA, 1922) and Los Angeles Memorial Coliseum (USC, 1923) are older.

CU FOOTBALL REMAINS SECOND MOST POPULAR PER-GAME SELL IN STATE

The final home attendance figure for 2017 was **282,335**, an average of 47,056 for six home games, the fourth straight year the average has increased. It marked the 23rd straight season that Colorado football was the second largest average draw *per game* in the state behind the NFL Denver Broncos (and the 41st time in the last 43 years). The fledgling Colorado Rockies took over the second spot the two years they played at old Mile High Stadium, averaging in the mid-to-upper 50s in 1993 and 1994. The Broncos wrestled the state's top spot away from the Buffs permanently in 1975 after first doing so in 1969, with six years of see-sawing in-between (CU had been the state attendance leader since Folsom Field was built in 1924). CU continues to have the second largest public and overall season ticket base in the state (the count for 2017 was 32,308 when adding in 11,500 student holders to 20,808 public tickets (student tickets are purchased, just at a discounted rate). In 2017, CU was again first in the state in college football attendance for the **52nd** straight year, ahead of Colorado State Colorado State (32,062, six games) and Air Force (31,534, five games; AFA was the last school top CU's figure, in 1965). The Broncos averaged 76,356 fans per game in 2017; the Rockies were averaging 37,540 through August 26 (64 home games) this summer.



SCORING STREAKS

The Buffs scored in a school record **242** consecutive games until Missouri ended the streak on October 25, 2008; it was first shutout loss since November 12, 1988 to Nebraska in Lincoln (7-0). The Buffs had scored in **94** consecutive road games (123 including neutral sites) as well as in 153 straight league games, all 103 in Big 12 play, including the four title games, and their final 50 in Big Eight competition, dating back to the '88 shutout at Nebraska. CU had scored in **150** straight games at home until Stanford shut out the Buffs, 48-0 on Nov. 3, 2012; the previous last shutout was a 28-0 loss to Oklahoma on Nov. 15, 1986. Current streaks:

- CU had scored in **60** straight games overall, dating back to 2012, before being shut out at Washington State (0-28) on Oct. 21.
- CU has scored in **160** straight games against non-conference opponents (last shutout: a 44-0 loss at home to LSU on September 15, 1979).
- The home shutout losses to Stanford ('12), Oklahoma in '86 and LSU in '79 are the only three times CU has not scored at Folsom Field over the course of the last **316** games (all the way back to 1963).
- CU has been shutout just four times in the last **359** games overall (by Missouri in 2008 and 2010, by Stanford in 2012 and Washington State in 2017).
- CU has been shutout just 11 times in its last **592** games (dating to October 5, 1968), but only six schools have administered them: Oklahoma (three times), Missouri (twice), Nebraska (twice), Louisiana State, Michigan and Stanford.

SAFELY AHEAD

The Buffs have been a virtual lock to win once they have a lead of two or more scores (nine-plus points) over the past 41-plus seasons. Since the 1976 opener, CU has protected a two-score lead **239** of **271** times, losing 29 and tying three when it blew the lead; a closer look (*—Disneyland Pigskin Classic at Anaheim):

Date	Opponent	CU Lead (when)	Result	Date	Opponent	CU Lead (when)	Result
11/04/18	at Arizona State	10 (27-17, 4th Quarter)	L, 30-41	10/28/06	at Kansas	9 (9- 0; 3rd Quarter)	L, 15-20
9/17/16	at Michigan	14 (21-7, 1st Quarter)	L, 28-45	09/23/06	at Georgia	13 (13- 0; 4th Quarter)	L, 13-14
11/13/15	SOUTHERN CALIFORNIA	14 (17-3; 2nd Quarter)	L, 24-27	10/23/04	at Texas A&M	12 (19- 7; 3rd Quarter)	L, 26-29 OT
11/01/14	WASHINGTON	10 (20-10; 2nd Quarter)	L, 23-38	11/01/03	at Texas Tech	14 (14- 0; 1st Quarter)	L, 21-26
09/27/14	at California	14 (28-14; 3rd Quarter)	L, 56-59 2OT	10/04/03	at Baylor	9 (23-14, 3rd Quarter)	L, 30-42
08/29/14	Colorado State (Denver)	10 (17-7; 3rd Quarter)	L, 17-31	11/11/00	Iowa State	11 (20- 9; 2nd Quarter)	L, 27-35
09/08/12	SACRAMENTO STATE	14 (14-0; 1st Quarter)	L, 28-30	09/02/00	Colorado State (Denver)	10 (24-14; 3rd Quarter)	L, 24-28
09/01/12	Colorado State (Denver)	11 (14-3; 2nd Quarter)	L, 17-22	10/23/93	at Kansas State	9 (9- 0; 2nd Quarter)	T, 16-16
10/01/10	WASHINGTON STATE	10 (27-17; 4th Quarter)	L, 27-31	09/18/93	at Stanford	10 (37-27; 4th Quarter)	L, 37-41
11/06/10	at Kansas	28 (45-17; 4th Quarter)	L, 45-52	09/15/90	at Illinois	14 (17- 3; 2nd Quarter)	L, 22-23
10/23/10	TEXAS TECH	10 (24-14; end 3rd Qtr)	L, 24-27	08/26/90	*Tennessee	14 (31-17; 4th Quarter)	T, 31-31
11/19/09	at Oklahoma State	11 (21-10; 3rd Quarter)	L, 28-31	09/27/86	ARIZONA	9 (21-12; 4th Quarter)	L, 21-24
10/10/09	at Texas	11 (14-3; 2nd Quarter)	L, 14-38	11/03/84	KANSAS	11 (27-16; 4th Quarter)	L, 27-28
11/28/08	at Nebraska	14 (14-0; 1st Quarter)	L, 31-40	10/16/82	at Oklahoma State	13 (13- 0; 1st Quarter)	T, 25-25
11/10/07	at Iowa State	21 (21- 0; 3rd Quarter)	L, 28-31	09/19/81	WASHINGTON STATE	10 (10- 0; 4th Quarter)	L, 10-14
09/08/07	at Arizona State	14 (14- 0; 2nd Quarter)	L, 14-33	10/10/79	OKLAHOMA STATE	20 (20- 0; 4th Quarter)	L, 20-21

Colorado has lost only 35 games (and was tied twice) dating back to 1980 when leading by *any* margin at any point in the fourth quarter or overtime. The most recent loss was this year, a 41-30 setback at Arizona State after leading 27-17 and 30-27 in the fourth quarter. The ties came against Tennessee in 1990 (31-31, after leading 31-17) and Kansas State in 1993 (16-16 after taking a late 16-13 lead).

- Colorado has won **124** of its last **146** games in which it at any point has held a two-score lead. A 2003 loss to Baylor snapped a 26-game winning streak in such situations on the road, and an overall streak of 49 consecutive wins from 1993 to 1999 was snapped by CSU in 2000. In this same span, **Colorado has rallied to win 39 games and tie two others dating back to 1981 after once trailing at some point in the fourth quarter** (not including coming from 27-3 down against Nebraska in 1999 before losing in OT). The most recent was the 36-33 win at Oregon State on Oct. 14, as the lead see-sawed down the stretch. Previously, it was in a 41-38 win at Oregon in 2016; CU had led most of the game but Oregon went ahead, 38-33, late in the third quarter. But a Steven Montez to Bryce Bobo 31-yard TD pass (and the two connecting again on the two-point conversion) were the only points in the fourth quarter and CU held the Ducks off for the win. Two of the biggest ones occurred in 2007: CU rallied from 28-17 down in the third and 28-25 in the fourth to defeat CSU 31-28 in overtime) and Oklahoma (down 24-7 late in the third, eventually tying the fourth largest comeback in school history in winning 27-24).

INJURIES DOWN TWO YEARS IN A ROW AFTER 2015 COUNT SIXTH-WORST IN LAST 30 SEASONS

Injuries have been kept to a minimum since the injury bug hit the Buffs in 2015, as 10 positions had a starter miss at least one game due to injury. The injury bug avoided Mike MacIntyre's first two teams for the most part, but 2015 was a different story: the Buffs lost **93** full games from players who figured in the two-deep (or those who regularly rotated in at the skill positions), and **120** games overall by the entire team. Below are the worst regular seasons for injuries/illness for the CU program over the last 32 years (KEY: GL—Games lost to injury; GL/2—Games lost by 2-deep scrimmage players; MG—"Man games" as defined by as the total number of games if all players NOT ticketed to redshirt played every game; Pct. Lost – percentage of man games lost, knowing that in actuality, the number is higher as third-team players and reserves don't see that much action; 2/MG—2-deep man games, or starting 24 positions (including kickers and punters plus backups):

Season	G	GL	MG	Pct. Lost	GL/2	2/MG	Pct. Lost	Season	G	GL	MG	Pct. Lost	GL/2	2/MG	Pct. Lost
2008	12	121	1008	12.0	110	576	19.1	2012	12	108	984	11.0	71	576	12.3
2011	13	141	1066	12.8	115	624	18.4	2016	14	129	1224	10.6	75	672	11.2
1998	11	101	864	11.7	89	528	16.9	2003	12	74	876	8.4	58	576	10.1
2000	11	101	880	11.5	82	528	15.5	1997	11	51	770	6.6	41	528	7.8
2010	12	103	924	11.1	88	576	15.3	2017	12	61	960	6.4	39	576	6.8
2015	13	120	1053	11.4	93	624	14.9								
2002	13	139	1118	12.4	80	624	12.8	2018	0	0	0	0.0	0	0	0.0

*—man-games for 2-deep include PK spot.

Dating back to 1987, only 14 times has CU lost over five percent of its "man game" count due to injury (1995-97-98-2000-02-03-08-10-11-12-13-15-16-17).

**BUFFS AGAINST THE BEST**

Here's a look at how CU has fared all-time against nationally ranked teams (*Associated Press* poll):

Games	All-Time Record	1989-2018 Record	Mike MacIntyre Record	Coach With The Most Wins
versus Top 5.....	12-55-2	8-23-1	0-4	5 / Bill McCartney
versus Top 10.....	25-93-3	14-39-2	0-6	8 / Eddie Crowder & Bill McCartney
versus Top 15.....	37-122-3	20-56-2	0-9	10 / Bill McCartney
versus Top 25.....	71-164-3	45-85-2	2-16	20 / Bill McCartney

"OUTSIDE THE NINE DOTS"

Some out of the ordinary records by the Buffs in some unique situations:

- ❑ Colorado is **85-45** against teams with three or more losses dating back to the 1985 season;
- ❑ Colorado is **84-48-1** in its last **132** games against schools that include the word "State" (dating to 1986);
- ❑ Colorado is **553-282-25** all-time in games played in the Mountain Time Zone (Colorado, Arizona, Montana, New Mexico, Utah, Wyoming)

SEVENTEEN TO THE HOUSE ON THE FIRST TRY WHEN IT COMES TO THEFTS & SCORES

CU players have a penchant to return their first career interceptions for touchdowns, as since 1992, **17** Buffaloes have scored after stealing their first college pass. Junior **DB Nick Fisher** is the most recent to accomplish it, doing so in grand style on Oct. 28: he picked off a pass in the end zone against Cal, his momentum taking him back nine yard deep, and then he raced 109 yards for the score (100 officially by the NCAA). Previously, **ILB Rick Gamboa** had been the latest to join the club, returning a deflected pass 20 yards for a score against Oregon State in 2016, and **ILB Kenneth Olugbode** had the one before that, racing 60 yards for a score in a 27-24 overtime win over Colorado State in 2015. That was the first in eight years, going back to 2007, when redshirt frosh **CB Jimmy Smith** had a 31-yard return that cut Nebraska's lead to 35-31 early in the second half and was the impetus to a 65-51 comeback win. Prior to that was another spectacular one: **ILB Marcus Burton** returned a pick 99 yards at Oklahoma State in 2005, preserving CU's shutout in the waning seconds of the game. Three did it in 2004: **OLB Brian Iwuh** did it off the bat when he made his first career pick and returned it 37 yards for what proved to be the winning touchdown against Colorado State in the season opener; a week later, **Joe Sanders**, plucked off a ball against Washington State and raced 51 yards for six, snapping a 3-3 deadlock in the process; then versus Texas, **CB Terrence Wheatley** plucked one off and ran 37 yards for six with his first theft. Two did it in 2001: **S Medford Moorer** picked off his first career pass and returned it 64 yards for a touchdown against Texas in the Big 12 Championship game, while **CB Donald Strickland** returned his first career pick 31 yards for a touchdown just one minute into the CSU game. Frosh redshirt **CB Phil Jackson** did it in 2000, as he returned his first career INT 28 yards for a TD against Washington. **SS Rashidi Barnes** had his first one in CU's win over CSU in 1997, returning it 26 yards for a score, rallying the Buffs into a 14-14 tie early in the second half. Barnes was the fourth Buff in a 14-game span to return a first career pick for a TD—**Marcus Washington** had a 95-yard theft for a score in the '96 Cotton Bowl against Oregon; **Vili Maumau** had a 33-yard interception for six (and a Hula dance) at Colorado State in 1996; and **Nick Ziegler** stole one for a 31-yard score against Washington in the '96 Holiday Bowl. In 1992, **Dwayne Davis** returned one 31 yards for a TD in a 21-20 win at Minnesota to start this amazing run.

➤ And three did it with their first **punt returns**: **Ben Kelly** (vs. Utah State in 1998), **Jeremy Bloom** (vs CSU in 2002) and **Laviska Shenault** (2017 vs. Texas State).

BUFFALO DINOSAURS

The longtime radio voice of the Buffs, **Larry Zimmer** wrapped up his career following the 2015 season, calling **486** CU games; a string of **251** in a row came to an end after he was hospitalized in October 2014 (he would miss the final six games of the season). He only missed 17 games overall; prior to the six due to illness, he had missed three bowls (two due to contracts forbidding teams to originate broadcasts), three regular season games due to travel conflicts and five road games this season; his 400th at CU was also the 1,000 of his professional career. At their current school, only Bob Robertson, Washington State (552 at the time) and Bill Hillgrove, Pittsburgh (535) had called more games than Zim, who was tied for fourth in the number of years calling major college football for the same team (42nd season) behind Robertson (49th), Hillgrove (46th) and Don Fischer, Indiana (43rd; South Carolina's Tommy Suggs was also in his 42nd year). In 2009, Zim was honored as the 15th recipient of the Chris Schenkel Award, which recognizes those who have enjoyed a long and distinguished career broadcasting college football at a single institution (he called a total of **570** college games, including 50 for Michigan and 34 for CSU).

OTHER DINOSAURS: **Jon Burianek**, who retired as senior associate AD in June 2006 and then briefly rejoined the department on a contract basis in 2013, worked **444** CU football games, including a run of **415** in a row (229 of which were at home). **SID Dave Plati** has worked **455** overall (a streak of **410** dating from the '83 finale to the sixth game of 2017; a streak of **240** straight home games and **260** in the state of Colorado are intact); **Darian Hagan** has been a part of **246** (100 in two stints as an assistant coach, 62 as a football staff member, 35 as the Alumni C-Club director and 49 as a player); and **Gary Barnett**, now an analyst with KOA, has worked **221** (106 as an assistant coach, 87 as head coach and 28 on the radio). The late **Fred Casotti**, the school's longtime SID/associate AD from 1952-87, witnessed **477** CU football games (including **268** in a row at Folsom) prior to his passing in 2001. The record by a coach is held by **Brian Cabral**, who, including his playing days (46 games), was a part of **340** CU games (the last **294** in a row); former facilities man **John Krueger** worked 325 in all (1980s to 2012). Then there are CU's "Super Twins," **Betty Hoover** and **Peggy Coppom**, who have been to all but handful of CU's home games — since 1940 (they're 93). And the late **F.M. "Dutch" Westerberg** is the all-timer; the long-time season ticket holder saw *every* CU home game (**394** of 'em) from 1921 until 1999, when he passed away at the age of 94.

STAT CREW: **Jack Landon** (son of one-time presidential candidate Alf Landon) is in his 46th year as a member of the CU football stat crew in 2018; he joined the basketball crew in 1971 and then football two years later. Virginia did a survey on longest tenured state people, and Jack is 18th nationally.

NFL SCOUT WATCH

Colorado had 23 seniors on its 2017 roster, and as history has indicated, they received plenty of looks from scouts all around the National Football League; scouts/player personnel types pass through Boulder every season for a game and/or practice(s), with over three fourths of the league doing so on average every season. In 2017, **26** teams did so: Arizona, Atlanta, Baltimore, Buffalo, Carolina, Chicago, Cleveland, Dallas, Denver, Detroit, Houston, Indianapolis, Kansas City, L.A. Chargers, L.A. Rams, New England, New Orleans, N.Y. Giants, N.Y. Jets, Oakland, Philadelphia, San Francisco, Seattle, Tampa Bay, Tennessee and Washington. Not including camps or practices, **893** scouts have attended Colorado games since 2000 (home, road and neutral sites). At the 2016 UCLA game in Boulder, the record for a CU game occurred: **31** scouts from 20 teams were in attendance for the game (20 at USC in 2017).



PLAYING ON SUNDAY: IN-THE-PROS

There are **19** former Colorado Buffaloes on the 2018 National Football League preseason camp rosters as of August 1, three more than at the end of 2017. Colorado has had **242** players all-time go on to make an active NFL roster and **271** all-time draft picks, which ranks as the fourth most among Pac-12 programs and 22nd overall. CU had continually been one of the top 20 producers for the last quarter century of NFL talent and at one time in the late 1970's had the most active players (47) of any school in the nation. The last time Colorado was in the top 10 in players produced was in 2002 (10th, 29). The active list (KEY: **Exp.**—denotes number of years in the league; **i**—on injured reserve/physically unable to perform; **p**—practice squad):



Player	Pos.	Team	Exp.
Chidobe Awuzie	CB	Dallas Cowboys	1
David Bakhtiari	OT	Green Bay Packers	5
Bryce Bobo	WR	Denver Broncos	R
Ken Crawley	CB	New Orleans Saints	2
Mason Crosby	PK	Green Bay Packers	11
Shay Fields	WR	Washington Redskins	R
Afolabi Laguda	DB	Los Angeles Rams	R
Phillip Lindsay	RB	Denver Broncos	R
Daniel Munyer	OG-C	Arizona Cardinals	2
Isaiah Oliver	CB	Atlanta Falcons	R
Will Pericak	OG	Chicago Bears	3
Paul Richardson	WR	Washington Redskins	4
Devin Ross	WR	Tennessee Titans	R
Jimmy Smith	CB	Baltimore Ravens	7
Nate Solder	OT	New York Giants	7
Nelson Spruce	WR	Los Angeles Chargers	2
Tedric Thompson	SS	Seattle Seahawks	1
Josh Tupou	DT	Cincinnati Bengals	1
Ahkello Witherspoon	CB	San Francisco 49ers	1

UNSGINED FREE AGENTS (On 2017 rosters)

Player (cut date)	Pos.	Team	Exp.
i—Jimmie Gilbert	OLB	N/A	R
i—Stephone Nembot	OT	N/A	1

COACHES

Name	Pos.	Team	Tie To Colorado
Eric Bieniemy	OC/RB	Kansas City	Player, 1987-90; Asst. Coach, 2000-02, '11-12 QC/MacIntyre Staff, 2013-15
Joe Bleymaier	QB/PG Analyst	Kansas City	Asst. Coach, 1998-99
Tom Cable	OL	Oakland	Asst. S&C Coach, 2010
Moses Cabrera	Str/Cond	New England	Grad Asst., 2017
Matt Daniels	Asst. ST	L.A. Rams	Asst. Coach, 1992-93, 95-98
Karl Dorrell	WR	N.Y. Jets	Player '83-86/Asst. Coach '91-02 Head Coach 2011-12
Jon Embree	TE/AHC	San Francisco	Asst. S&C Coach, 2008-16
James Hardy	Str/Cond Asst.	New England	QB/Off. Coord., 2006-08
Mark Helfrich	Off. Coord.	Chicago	Player, 2003-06
Nick Holz	QC/Offense	Oakland	Player, 1990-94
Vance Joseph	Head Coach	Denver	Asst. Coach, 2002-03
T.C. McCartney	Off. Asst.	San Francisco	Grad Asst., 2012-13
Tyrone McKenzie	ILB	Tennessee	Grad Asst., 2015
Chris Morgan	OL/RG Coord.	Atlanta	Player, 1995-99
Anthony Perkins	Asst. to HC	Tampa Bay	Player, 2008-11
Kennedy Polamalu	RB	Minnesota	Asst. Coach, 1997-98
Robert Prince	WR	Detroit	Asst. Coach, 2010
Rip Scherer	TE	L.A. Chargers	Asst. HC/QB, 2011-12
Vernon Stephens	Asst. S&C	Arizona	Asst. S&C Coach, 2003-06
Chris Strausser	OL/Tackles	Denver	Asst. Coach, 2006
Chris Wilson	DL	Philadelphia	Asst. Coach, 2000-04

PLAYER PERSONNEL/DEVELOPMENT

Name	Team	Tie To Colorado
Malcolm Blacken	Washington (Dir., PD)	Strength Coach, 2011-12
Jordan Dizon	Denver (Scout)	Player, 2004-07/Butkus runner-up
Dave McCloughan	Oakland (Asst., PP)	Player, 1987-90
Matt Russell	Denver (Dir., PP)	Player, 1992-96/Butkus Award
Duke Tobin	Cincinnati (Dir., PP)	Player, 1992-93
Patrick Williams	Baltimore (Personnel Asst.)	Player, 2005-08
Omar Young	Green Bay (Coaching Admin)	Quality Control, 2013-14

CANUCKS: Two former Buffs were in the Canadian Football League in 2017, **CB Greg Henderson** (Montreal) and **ILB Kenneth Olugbode** (Calgary) but were not on any opening active roster in the CFL as of August 26.

DAD PLAYED ON SUNDAYS: Seven players are the sons of former NFL players: **WR Curtis Chiaverini** (father Darrin played four seasons with three teams); **RB Alex Fontenot** (father Albert played 10 seasons with three teams); **ILB Drew Lewis** (father Will played with Seattle and is now the director of scouting for the Kansas City Chiefs); **QB Steven Montez** (father Alfred, Oakland); **WR Dimitri Stanley** (father Walter, played eight seasons with five teams); **QB Blake Stenstrom** (father Steve played five seasons with Chicago and San Francisco); and **ILB Jacob Stoltenberg** (father Bryan played with San Diego, N.Y. Giants and Carolina).

COLORADO HIGH SCHOOL COACHES: Five former Buffaloes are serving as high school head coaches in the state; the five who head prep programs: **Matt Flavin** (Buena Vista), **Phil Jackson** (Sierra), **Dave Logan** (Cherry Creek), **Vincent Smith** (Boulder), **Dusty Sprague** (Holyoke) and **Scott Yates** (Kent Denver). **Marcus Washington** is a defensive coordinator (Adams City).

ALL-TIME CU PRO NOTE: How good was CU's 1994 offense? Ten of the 11 starters were drafted into the NFL (Tony Berti, Rae Carruth, Christian Fauria, Heath Irwin, Chris Naeole, Rashaan Salaam, Kordell Stewart, Bryan Stoltenberg, Derek West and Michael Westbrook), with the 11th signing as a free agent (Lepsis). All played, and three even remained on NFL rosters some 11 years later. And six of the '94 defensive starters wound up playing professionally as well.

CROSBY WATCH

PK Mason Crosby ('06) is the Green Bay Packers' all-time leading scorer both for the regular season and the regular and postseason combined; he set the record with a 21-yard field goal late in the Packs' 27-17 win over Seattle on Sept. 20, 2015, his 13th point of the night (he made all four field goal tries in the game, including a 54-yarder, and an extra point). He now has scored **1,345** points in 176 regular season games (**35th** in NFL history) and **137** in 18 playoff games for a total of **1,482** (through the 2017 season; he also made an NFL record 23 straight field goals in the postseason). Crosby also holds both Packers' field goal marks (**275** regular season, 26 postseason). Crosby, of course, is CU's all-time leading scorer with 307 points.

➔ How many players have led a professional team and their college alma mater in scoring (regular season and playoffs combined)? The list is short (six including Crosby): **PK Jason Elam**, Denver Broncos/Hawai'i (1,870/395); **PK Stephen Gostkowski**, New England Patriots/Memphis (1,384/369); **PK Martin Gramatica**, Tampa Bay Buccaneers/Kansas State (640/349), **WR Jerry Rice**, San Francisco 49ers/Mississippi Valley State (1,244/310); and **PK Jeff Wilkins**, St. Louis Rams/Youngstown State (1,300/373).

ALL-TIME FWAA ALL-AMERICAN TEAM: The Football Writers Association of America placed Crosby on the second-team of its All-Time All-America Team, announced in conjunction with the group's 75th anniversary in August 2015.



**O-LINEMEN PIPELINE TO THE NFL**

CU has been a solid conduit to the NFL League when it has come to offensive linemen and the research below indicates CU may very well be the place to go if an offensive lineman wants to take it to the next level. Dating back to the 1991 NFL draft, or the '87 recruiting class, 29 of 41 players who started at least two years on the Buff offensive line were either drafted or signed as free agents. The list is impressive (with three others who started just one season):

Player	Pos	Full Years As A Starter	NFL (Round or FA)	Player	Pos	Full Years As A Starter	NFL (Round or FA)
Stephane Nembot	OT	(4) 2012-15	Baltimore (FA)	Brad Bedell	G	(2) 1998-99	Cleveland (6)
Daniel Munyer	C/G	(3) 2012-14	Kansas City (FA)	Shane Cook	T	(2) 1998-99	New Orleans (FA)
David Bakhtiari	T	(3) 2010-12	Green Bay (4)	Ryan Johanningmeier	G/T	(3) 1997-98-99	Atlanta (FA)
Ryan Miller	G	(5) 2007-11	Cleveland (5)	Melvin Thomas	G/T	(3) 1995-96-97	Philadelphia (7)
Nate Solder	T	(3) 2008-10	New England (1)	Chris Naeole	G	(3) 1994-95-96	New Orleans (1)
Daniel Sanders	G/C	(3) 2006-08	St. Louis (FA)	Heath Irwin	G	(3) 1993-94-95	New England (4)
Edwin Harrison	G/T	(3) 2005-07	Kansas City (FA)	Bryan Stoltenberg	C	(4) 1992-93-94-95	San Diego (6)
Tyler Polumbus	T	(3) 2005-07	Denver (FA)	Derek West	T	(3) 1992-93-94	Indianapolis (5)
Brian Daniels	G	(4) 2003-06	Minnesota (FA)	Tony Berti	T	(2) 1993-94	San Diego (6)
Mark Fenton	C	(3) 2004-06	Denver (FA)	Jay Leeuwenburg	C	(3) 1989-90-91	Kansas City (9)
Clint O'Neal	T	(2) 2004-05	Washington (FA)	Mark VanderPoel	T	(3) 1988-89-90	Indianapolis (4)
Sam Wilder	T	(2) 2003-04	Dallas (FA)	Joe Garten	G	(4) 1987-88-89-90	Green Bay (6)
Marwan Hage	G/C	(3) 2001-02-03	Jacksonville (FA)	One-Year Starters:			
Wayne Lucier	G/C	(2) 2001-02	N.Y. Giants (7)	Tom Ashworth	T	(1) 2000	New England (FA)
Justin Bates	T/G	(3) 2000-01-02	Dallas (7)	Ben Nichols	G	(1) 1998	Atlanta (FA)
Andre Gurode	G/C	(3) 1999-00-01	Dallas (2)	Ariel Solomon	T	(1) 1990	Pittsburgh (10)
Victor Rogers	T	(3) 1999-00-01	Detroit (7)				

A LONG LINE OF WALK-ONS HAVE RISEN TO FIRST-TEAM AT COLORADO

After the NCAA reduced the number of scholarships from 95 to 85 (completed in 1992), more and more players have had to make their bones starting as walk-ons. Here's a short list (38 count) of some of the standout former and current walk-ons who rose to first-team status at Colorado:

Player	Pos.	First Season	Letters	Notes
Willie Beebe	FB	1978	4L	Solid blocker who scored nine career touchdowns as a bruiser near the goal line
Kyle Rappold	NT	1985	3L	Known as the "trash compactor" for his stature, the Fort Lewis transfer clogged the run
Jeff Campbell	WR/KR	1986	4L	Earned scholarship second day of freshman camp; played five years in the NFL
Ken Culbertson	PK	1986	3L	Scored 98 points in CU's 11-0 run in '89 season, making 59-59 PAT and 11-17 FG
David Gibbs	CB	1986	4L	Solid corner and special teams performer, now coaching with NFL Kansas City Chiefs
Mark Henry	WR	1987	3L	Big play guy with 18 career catches for 416 yards, or 23.1 per catch
Robbie James	WR	1987	1L	Threw TD pass on third down FG fake at Oklahoma State to lead CU to 16-12 win in 1991
Charles Johnson	QB	1987	2L	Often subbed for an injured Darian Hagan, earning Orange Bowl MVP honors in '91 vs. Notre Dame
Erik Norgard	C	1987	2L	Walked on in the spring after transferring from Western Washington; All-Big 8 as a senior
Chris O'Donnell	LB/SN	1987	4L	Solid as a rock at long snapper on special teams all four years
Keith Miller	FB	1992	2L	From tiny Ovid, Colo., he was a solid blocking back. Now an opera singer with the MET.
Ryan Black	SS	1993	4L	Led team in tackles as a junior in 1996 with 154 (78 solo)
Ryan Sutter	FS	1993	3L	CU's all-time special team points leader, led Buffs in tackles (170, 98 solo) in 1997
Neil Voskeritchian	PK	1993	2L	Won the starting placekicker job in 1994, finished career ninth in scoring at CU (161 points)
Nick Pietsch	P	1996	4L	Led CU in punting in 1997-98-99, finished with a career average of 39.9
Beau Williams	TE	1998	2L	Primarily a blocking tight end, played a big role on CU's 2001 Big 12 title team
D.J. Hackett	WR	2001	2L	Walked on after CS-Northridge dropped football; led CU in receiving in '03, four-year NFL veteran
Tom Hubbard	FS	2001	2L	Defensive MVP of the 2004 Houston Bowl with two interceptions
Evan Judge	WR	2001	4L	Caught 69 balls for 903 yards to finish in top 20 in receiving yards
John Torp	P	2001	3L	Finished second for the '05 Ray Guy Award; set a school records with 205 punts, 65 inside the 20
Paul Creighton	TE	2002	4L	Also saw action at FB, he primarily was a
Greg Pace	SN	2002	4L	Took over all special team snapping chores early as a freshman and handled through senior year
Joel Klatt	QB	2003	3L	Former infielder in Padres organization went on to set 44 CU passing and total offense records
Cody Crawford	WR	2004	3L	Has cracked the school's all-time lists in catches and yards
Jeff Smart	ILB	2005	4L	Earned a scholarship 3 games into the 2007 season, first LB to do so under Cabral; second most tackles by a WO
Scotty McKnight	WR	2006	4L	First freshman WR to ever lead CU in receiving (43-488, 4 TD), finished first in career receptions and third in yards
Aric Goodman	PK	2008	3L	In his first season, he was awarded a scholarship after making the game-winning FG versus West Virginia
Jason Espinoza	WR	2008	3L	Suffered two breaks to his collarbone in '08, playing briefly in-between; co-first team WR in '09
Dustin Ebner	WR	2009	3L	Primarily on special teams until his senior year, when he became a regular in the rotation and caught his first TD pass
Keenan Stevens	C	2009	2L	Pressed into duty in the season opener due to injury, he soon became a fixture and started 10 games
Alex Wood	FB	2009	2L	Hybrid tight end/fullback worked exceptionally hard and became the first player from Steamboat to start in decades.
Scott Fernandez	TE	2010	2L	Ascended to the top of the depth chart his senior year ('13); first career catch was fifth longest (71 yards vs.UA).
Travis Sandersfeld	DB (N)	2010	4L	One of the CUs top perennial special teams performers, he emerged as the starting nickel back for 5 games in 2010
David Goldberg	DE	2011	3L	Coaches cited how hard he worked daily in practice and assumed a starting spot midway through his senior year
Darragh O'Neill	P	2011	4L	Had more punts (74) than any other freshman at CU, with his 42.3 average second best by a frosh in the NCAA
Ryan Moeller	FS	2013	2L	Starred at Rifle HS in the middle of the Colorado Rockies, top special teams performer and had 14 UT in first start
Colin Johnson	H	2015	1L	He earned the holder position in spring drills
T.J. Patterson	QB	2016	1L	He earned the holder position in spring drills



STAT SHOTS

Here are some interesting statistical bullets about Colorado football:

- ➔ **30+.** In its history, Colorado is **319-25-1** when scoring 30 or more points (4-2 in 2017, 6-0 in 2016), along with records of **231-9** with 35-plus points and **214-7** with 36-plus, **189-5** with 38-plus and **120-2** with 43 or more tallies. The seven losses with 36 or more points came to Air Force (58-35 in 1968), Oklahoma (82-42 in 1980), Stanford (41-37 in 1993), Toledo (54-38 in 2009), Kansas (52-45 in 2010), Utah (42-35 in 2012), California (59-56 in 2014) and Arizona this year (45-42). CU has played **1,237** games in its history, registering point totals of every number between 0 and 70 except 1 (duh!) and 68, and has hit 75 and 109 above that mark.
- ➔ Colorado is **117-113-3** in its last **233** league games: within this record is a 25-game span in which CU did not lose a conference game, the fourth longest streak all-time in the Big Eight (1958-1995). Colorado was 23-0-2 during that run. Colorado, however, is **15-48** as a member of the Pac-12.
- ➔ **30 points / 3 TDs.** Colorado has scored 30 or more points in **147** of its last **346** games, posting a **126-20-1** record; the Buffs have scored at least three touchdowns in **226** of these games dating to the start of 1989; in this time frame, CU is **27-101-2** when held to two or fewer touchdowns.
- ➔ For years, the mark of a strong CU team was that the Buffaloes routinely averaged six or more yards on first down. Technically the last time the Buffs averaged six or more for a season was in 2001, their Big 12 Championship year (6.7; CU did average **5.98** per first down play in 2016). Colorado did it six times between 1989 and 1997, including a team record best of 7.2 in both 1989 and 1994.
 - ➔ Since 1966, CU has averaged less than **4.3** just seven times (last in 2012) and less than 4.1 once—3.5 in 1979. In 2012, the Buffs averaged **4.25** yards on first down, their lowest number since that 3.5 figure in 1979.
 - ➔ In 2013, in MacIntyre's first season, the Buffs had their best average on first down in years: CU averaged **5.83**, their best since 2001 (6.7). In 2014, the average was **5.36** and in 2015 it was back up to **5.76**. So with the **5.98** figure in 2016, it improved almost every year.
 - ➔ In **2017**, the Buffs averaged **5.71** per 397 first down plays.
- ➔ Dating back to the fifth game of the 1999 season, an OT win over Missouri, the Buffs have **61** scores by return, or non-offensive scores, in the last 19 seasons (highs of eight in 1999 and 2002). Since the '95 opener and including postseason, CU has **80** scores by return in **280** games (73 regular season, seven bowl). *Twelve in the MacIntyre Era (5 in 2013, 2 in 2015, 4 in 2016, 2 in 2017).*
- ➔ **200/200.** Colorado has accomplished the 200 "double-double," that is 200 yards both rushing and passing **49** times in the last **307** games, dating to 1993), having accomplished it **13** times under MacIntyre (9-4). CU averaged over 200 in each for the season in 1993, 1994 and in 2001 (and threatened to do it in 2016). The Buffs are **48-7** since 1981 when they have reached the 200 plateaus in both and **56-10** overall. *Prior to '93, CU had accomplished the feat only 19 times in its first 929 games in its history.*
- ➔ **600+.** Colorado is **17-1** all-time in games when it has gained 600 or more yards on offense; the first loss was last year when the Buffs had 630 in the 59-56 double overtime loss at California on Sept. 27, 2014. CU is **2-0** under MacIntyre (Nicholls State, 2015; Washington State, 2016).
- ➔ **Grass.** Colorado is **91-97** in its last **188** games on grass, including a **59-56** mark at home (though **9-3** in the last 12 games at Folsom), dating back to the 1999 season when Folsom Field converted back to grass (CU is **12-7** on grass over the last two seasons).
- ➔ **Artificial Turf.** Colorado is **99-62-3** in its last **164** games on non-grass fields dating back to 1989, including a **65-45-3** mark in conference games. CU was **1-2** in 2017 (and is **6-12** under MacIntyre).
- ➔ **First Quarter Dominance.** Dating to the start of 2016, Colorado has been fairly dominant in the first quarter: the Buffs have outscored its opponents **203-128**, with an edge in total offense of **2,857-2,342** (**plus-3** in TO margin).
- ➔ **Goal-to-Go Situations:** Under MacIntyre, the Buffs have scored in **93** out of **105** situations when it has been first-and-goal. This includes **78** touchdowns and **15** field goals, thus the TD percentage is **83.9** and the overall percentage is **88.6**. The **12** non-scores: six fourth down misses, four missed field goals (from 26, 28, 31 and 33 yards) and two turnovers.
- ➔ **Third & Short.** Colorado is **186-of-309** (**60.2** percent) on third down with three or less yards to go under MacIntyre; **92-of-123** on 3rd-&-1, **63-of-106** on 3rd-&-2 and **31-of-80** on 3rd-&-3. In the same situations, the opponent is **170-of-270** (**63.0**, including **78-of-103** on 3rd-&-1).
Third & Long (11-plus): Colorado is **16-of-158**, Opponents **31-of-148**.
- ➔ **No Turns or Sacks.** Dating back to 1972, Colorado is **17-3** in games when not allowing a sack or committing a turnover (**2-2** under MacIntyre, including the 27-23 loss to UCLA this season). In these 20 games, the Buffs have outscored the opponent by **795-422**, with only five games decided by less than 17 points.
- ➔ **Turnover Free.** Colorado has played **80** turnover-free games dating back to the 1946 season, owning a record of **52-24-4** in those games (**2-1** in bowls). Under MacIntyre, CU is **8-5** in miscue-free contests (**3-0** in 2016, **2-2** in 2017).
- ➔ **Time Spent In The Lead.** The Buffaloes held leads in 11 of 14 games in 2016 (two-score leads in 10 of those), and were ahead for a total of **457:20** on the season. That's the second-most by a hair in the 21 years CU has tracked the stat (CU led for 458:01 in 1996—a 12-game season including the bowl).
 - ➔ In 2017, CU held the edge up until the season finale at Utah, and for the year, the opponent wound up with a **302:13** to **285:30** (tied 132:17).
- ➔ Between 2010 and 2013, opponents had **279** plays of 20 yards or more, earning a combined **8,651** yards (31.0 yards per); the average annually has always hovered around 30 yards, which makes sense since the cutoff is all plays of 20 yards or longer. But it's the count that's the concern: in 2008, opponents had just **44** plays of 20-plus, followed by **53** (2009) and **50** (2010); those counts ballooned to **75** in 2011 and **81** in 2012.
 - ➔ Under MacIntyre, the number has been dwindling: in his first season (2013) opponents had **73** plays of 20 yards or more (out of 924, 7.9%), netting **2,316** yards (**31.7** per); in 2014, opponents had **72** plays of 20-plus (8.5 percent of the 845 overall), with those collectively gaining **2,456** yards (1,472 pass/984 rush, **34.1** per). And in 2015, opponents had **65** plays of 20 or more yards (of 948, 6.9%, totaling **2,242** yards (still 34.5 per).
 - ➔ In 2016 (13 games), a noticeable difference: CU allowed **49** plays of 20-plus for **1,548** yards (31.6 per, but 5.4% of plays yielding 36% of yards).
 - ➔ It was feast or famine for the opponent in **2017**: it had **62** plays of 20 or more yards that totaled **2,052** yards (a whopping **33.1** yards per); the other **822** plays netted **3,355** yards (or **4.1** per).
- ➔ The Buffs averaged **439.2** yards per game in 2014, in part thanks to a school record eight games in a row with **400** or more, with an average **284.6** yards through the air. Colorado has averaged 400 or more yards per game over the course of an entire season 16 times, including three of the last four seasons (417.6 in 2017), with the school record of 495.3 set during the 1994 season.
 - ➔ The Buffaloes have averaged over 300 yards passing in a season just once — 303.5 — in 1996, and came close the year before (297.2) and in 1992 (297.4); otherwise, CU has thrown for 250 or more per game just four times, including 2014 and 2016 (254.4).
- ➔ Colorado rarely folds when the opponent is faced with a 3rd-and-20 or longer. Dating back to 1993, opponents are just **5-of-126** on 3rd-and-20 or more. The Buff defense have had streaks of 51 and 30 in this span (Stanford is the last team to convert one, in 2011; the opponent is now **0-of-17** since). The CU offense is **12-of-142** when it's faced with 3rd-and-20 plus in the same span (last converting on a 3rd-&-27 in the Alamo Bowl against Oklahoma State).
- ➔ CU scored in **35** of **48** quarters this year (**43** of **56** quarters in 2016), and in **185** of **252** under MacIntyre (75 percent).

**TRENDS****MacINTYRE ERA (2013-PRESENT)**

Mike MacIntyre took over the Buffalo program in 2013; here are some numbers through 61 games (25-38 record, including the Alamo Bowl):

Category

➤ When winning the coin toss	17-21
➤ when scoring 20 or more points (3-16 when not)	22-22
➤ when scoring 30 or more points	18- 8
➤ when scoring 40 or more points	14- 2
➤ when scoring 50 or more points	1- 1
➤ when holding opponent to 17 points or less	13- 0
➤ in games decided by 7 points or less	7-12
➤ with two or fewer turnovers (8-5 with zero)	22-26
➤ when turnover margin was plus or even	21-14
➤ when not throwing an interception or allowing a sack	4- 2
➤ when scoring first (7-27 when not)	18-11
➤ when running 90 or more plays	2- 7
➤ when leading at halftime	18- 7
➤ when trailing at halftime (2-2 when tied)	5-29

Category

➤ when leading after three (2-33 trailing, 4-1 tied)	19- 4
➤ when holding opponent under 70 plays	12-10
➤ when holding opponent under 100 yards rushing	10- 1
➤ when holding opponent under 300 yards offense	12- 0
➤ when rushing for 100-plus yards (15-6 in last 21)	25-22
➤ when rushing for 200-plus yards	13- 5
➤ when rushing for 250-plus yards (1-0 300-plus)	7- 1
➤ when rushing for more yards than passing	7- 6
➤ when averaging 6.0 or more yards on first down	13-14
➤ with a 100-yard rusher	12- 6
➤ when rushing and passing for at least 200 yards	9- 4
➤ when passing for 200-plus yards	19-25
➤ with 400-plus yards total offense	17-14
➤ with 500-plus yards total offense (2-1 with 600-plus)	11- 5

TRENDS II**1985-2017**

Since 1985, when the Buffs returned to their traditional winning ways after six frustrating years from 1978-84, Colorado is **218-182-4**; in these 404 games spanning the last 33 seasons, CU has posted the following records (including bowls):

◆ with 400-plus yards total offense	127-39-2	◆ when holding opponent under 300 yards total offense	102-20-1
◆ with 500-plus yards total offense	65-11-0	◆ when leading at halftime	172-33-2
◆ when converting 50 percent or better on 3rd down	89-15-1	◆ when leading after three quarters	178-25-3
◆ when punting three or fewer times	74-28-1	◆ when scoring 24 or more points	178-46-2
◆ with zero turnovers (163-78-2 with two or fewer)	44-21-2	◆ when held to 13 points or less	4-64-0
◆ when holding opponent to 17 points or less	125-19-1	◆ when not committing a turnover or allowing a sack	17- 3-0
◆ when holding opponent under 100 yards rushing	109-15-1	◆ when holding edge in 1st downs & possession time	124-37-2

TRENDS III**1989-2017**

Since 1989, when the Buffs became a regular in the national rankings for the next 16 seasons, Colorado has posted an overall record at **190-164-4**. Here are some trends during this time frame (358 games over the last 29 seasons, including bowls):

➤ when running more plays than the opponent	111-66-3	➤ when rushing for 200-plus yards	96-11-1
➤ with 400-plus yards total offense (60-11 with 500-plus)	113-39-2	➤ when rushing for 250-plus yards	63- 3-1
➤ when scoring 30 or more points	126-20-1	➤ when rushing for 300-plus yards	34- 1-1
➤ when leading in possession time (62-101-1 when not)	128-63-3	➤ when rushing and passing for at least 200 yards	46- 7-0
➤ when making 20-plus first downs	125-63-1	➤ when passing for 200-plus yards	109-88-2
➤ when converting 50 percent or better on 3rd down	75-13-1	➤ when passing for 300-plus yards (11-3-1 400-plus)	37-29-1
➤ when scoring first	120-45-1	➤ when passing for more yards than rushing	100-136-2
➤ with zero turnovers (146-102-2 with two or fewer)	38-20-2	➤ when holding edge in 1st downs & possession time	107-37-2
➤ when holding opponent to 17 points or less	100-13-1	➤ when holding edge in field position	142-42-1
➤ when holding opponent under 100 yards rushing	93-15-1	➤ when not committing a turnover or allowing a sack	16- 3-0
➤ when holding opponent under 300 yards total offense	80-15-1	➤ when out-rushing the opponent	152-22-3
➤ when average field position is CU 30+ (27-3 40+)	130-60-2	➤ when owning the edge in return yards	134-56-2
➤ when play selection is 50 percent rushing calls	156-53-2		

TURNOVER ANALYSIS / MAC ERA

Most head coaches believe that when it comes to turnovers, they are one of the single most important factors in winning or losing ball games. Statistics back up the argument, as the below shows that it is definitely better to take than to give in the four-plus seasons Mike MacIntyre has been head coach. A closer look:

MacIntyre Era	Turnovers	Turnovers	+/-	Scoring Off Turnovers		
	Committed	Forced		PF	PA	+/-
25 WINS	29	51	+22	147	68	+ 79
38 LOSSES	71	43	-28	83	291	- 208
63 GAMES	100	94	- 6	230	359	- 129

POST BYE WEEKS

Colorado is **26-22** in games following a bye week since 1948, when the Buffaloes joined the Big Seven Conference; CU stopped playing Denver in an annual Thanksgiving game that year and byes became much rarer. In fact, the Buffs had just five bye weeks between 1948 and 1984 (going 3-2; one was created in 1963 after the assassination of JFK). Since 1985, CU has had at least one bye in 29 of 32 seasons, with two weeks off 11 of those years and one season with three idle Saturdays (2001, due to the Sept. 11 terrorist attacks). CU is **23-20** in games following byes dating back to 1985, which includes a **1-5** mark as a member of the Pac-12 (losing to Arizona State in 2012, at Oregon State in 2013, at USC and Oregon in 2014 and at Utah in 2017; and the first win over UCLA in 2016).



2018 ANNIVERSARIES

The annual listing of what happened years ago, or anniversaries of 5, 10 and 25-year increments:

- 1893** After defeating Colorado A&M in February of this year in a challenge game (CU won, 70-6 in Fort Collins), the Aggies appear on the CU schedule for the first time, traveling to Boulder for a game on October 7; the result is more of the same, as Colorado won, 44-6.
- 1898** Now in its ninth year of intercollegiate football, Colorado plays its first opponent from outside the state boundaries, as Nebraska visited Boulder on Nov. 17; the then-Bugeaters left town with a 23-10 win over the Silver & Gold. And after playing on assorted campus fields, CU has its first official home, Gamble Field, named in honor of six-time letterman, **Harry Gamble**.
- 1903** Colorado matches its high win total for a season in going 8-2; included a 4-0 mark in Colorado Football Association play and a 17-0 win at Colorado Mines on Halloween; Mines challenges CU to a postseason rematch, and Colorado wins that one as well, 23-5 in Boulder.
- 1908** **Fred Folsom** returns for his third of four stints as head coach, and leads CU to the Colorado Football Association title and a 5-2 record.
- 1913** Colorado concludes a 5-1-1 season with its first trip ever to the state of Oklahoma, where on Thanksgiving Day, CU drops a 14-3 decision to the University of Oklahoma in Oklahoma City. It's the fifth state Colorado travels to in its history, after Nebraska, Utah, Kansas and Wyoming.
- 1918** Many schools played abbreviated schedules due to World War I, which came to a halt on November 11 (officially with the signing of the Treaty of Versailles on June 28, 1919). CU was 2-3, all five games played in a 21-day span (Nov. 16-Dec. 7); one of the wins was a 20-6 with over The Lieutenants.
- 1923** Colorado completes the season with a 9-0-0 record, its best in 34 years of football, as CU outscored its opponents by 280-27 (no team scored more than seven). The popularity of the team is at an all-time high, and thus the school begins work on a new stadium on the northeast side of campus.
- 1928** (Oct. 13) **Bill Smith** records the first known 100-yard rushing game ever by a CU player, running for 132 yards and a TD in a 21-7 win at Northern Colorado.
- 1933** Sophomore **William "Kayo" Lam** bursts on the scene and leads CU to a 7-2 record. It's the last year the school is known as the Silver & Gold, as "Buffaloes" wins a contest the following year and the teams have been named such ever since.
- 1938** It's Colorado's first year in the Mountain State Conference (also called the Skyline and Big 7), as seven schools broke away from the Rocky Mountain Athletic Conference. The Buffaloes go 3-4-1 in the first year after **Byron White's** graduation.
- 1943** The full effect of World War II hits college football, CU being no exception. The Buffs played a limited conference schedule (two games), sweeping Utah home and away, lost twice to No. 18 Colorado College and defeated three military teams in going 5-2.
- 1948** CU's first year in the old Missouri Valley Conference (also called the Big 6), to make it the Big 7; the Buffaloes go 2-3 in league play (due to scheduling conflicts, Oklahoma did not appear on a CU schedule until 1950). That was good for a fourth place finish, with the wins coming over Nebraska (19-6 on Oct. 9, also Dal Ward's first win) and Kansas State (51-7 on Oct. 23). Colorado loses close games to two former conference mates, at Utah (14-12) and Colorado State (29-25). (Feb. 3) **Dallas Ward** named the 14th head coach in Colorado history, selected by then-athletic director **Harry Carlson** to lead CU into the Big 7 Conference.
- 1953** Colorado wins its last four games to finish 6-4 for the season; senior **Gary Knafelc** caught 22 passes for 451 yards and eight TDs, averaging 20.5 yards per catch; he went on to star for the Green Bay Packers, and upon his retirement, was the team's stadium PA announcer for 40 years.
- 1958** **Howard Cook** ties Byron White's record by scoring 25 points against Arizona in Tucson, as he scored four touchdowns and kicked an extra point in CU's 65-12 rout of the Wildcats; the record would stand for 43 years. Cook also became the first Buff to lead the nation in punt returns (averaging 10.1 per).
- 1963** (Jan. 3) **Eddie Crowder** is named the 17th head coach in Buff history, replacing alum Bud Davis ('51) who took over the program for a year after it was devastated by NCAA penalties. CU goes 2-8 for a second straight year, but is much more competitive from the get-go: the Buffs lost the season opener at No. 1 USC by just 14-0. The season finale against Air Force on Nov. 23, is postponed for two weeks as the nation mourned the death of President John F. Kennedy.
- 1968** **QB Bobby Anderson** becomes the first Buff to go over 2,000 yards total offense for a single-season, recording 2,129 yards (1,341 passing, 788 rushing).
- 1973** A senior-laden Buffalo team opens the year ranked No. 10 in the nation, and opens 5-2 with the losses to two ranked teams; but CU loses its last four games, and following a 17-14 season-ending home loss to Kansas State, **Eddie Crowder** announces his resignation as head coach. He remains on as CU's athletic director for the next 11 years (a position he took over in 1965).
- 1978** Unbeknownst at the time, this would be CU's last winning season until 1985; the Buffaloes opened 5-0, allowing exactly seven points in each of those games, and climbed to a No. 13 national ranking; but the Buffs dropped five of their last six and coach Bill Mallory was fired three days after the last game. Senior **Howard Ballage** becomes the third Buff to lead the nation in kickoff returns (averaging 29.4 yards per). It was also the final season for the original **Ralphie**. (Oct. 28) Colorado rallies from a 27-7 deficit to defeat Missouri in Columbia, 28-27; the rally from 20 points down is still the largest comeback in school history.
- 1983** (Sept. 17) After a 25-year dormancy, the CU-Colorado State rivalry in football is resumed; KWGN (Ch. 2) televises the game locally, which saw the Buffaloes cruise to a 31-3 win. Sans a 1969 NCAA tournament game, the two schools had also gone 20 years without playing in men's basketball (1959-79).
- 1988** (Oct. 22) Oklahoma edges CU, 17-14, in the first night game ever at Folsom. A 7-2 start paves the way for the Buffs to crack the Top 20, as at No. 19 the Buffs are ranked for the first time since 1978; an 8-4 final record is the school's best since a similar mark in 1976. **QB Sal Aunese** led CU to a 24-21 win at No. 19 Iowa, CU's most significant road win in over a decade, and senior **Keith English** became the second Buff to lead the nation in punting (45.0 average).
- 1993** (Oct. 16) Colorado wins 27-10 at Oklahoma, the 78th victory by head coach **Bill McCartney**, as he becomes the all-time winningest coach in school history, passing **Fred Folsom**. In that game, **Lamont Warren** throws a 34-yard touchdown pass to **Charles Johnson**; Warren slipped on the slick Astroturf and Johnson was interfered with but still caught the ball while lying on the ground in a play that was selected as the national play of the year (the first of two in a row for CU). Johnson went on to be named the offensive player of the year in the Big 8, the first wide receiver to ever receive the award.
- 1998** Two milestones this season: CU's 37-8 win over Iowa State is the school's 600th all-time, and the 51-43 win over Oregon in the Aloha Bowl is the 1,000th game in school history. In the latter, **Mike Moschetti** throws four touchdown passes and **Ben Kelly** returns the opening kickoff for a touchdown. CU and Colorado State open the season in Denver—the first time in 70 series game that was played on a neutral field (CU won, 41-14).
- 2003** An injury-marred season led to a 5-7 record, but it was not without its highlights. **WR D.J. Hackett** set a school record with 78 receptions (for 1,013 yards, just the sixth and to date the last 1,000-yard season), and **QB Joel Klatt** throws for 2,614 yards (the third 2,500+ season in school history).
- 2008** The Buffaloes open 3-0, capped by a 17-14 overtime win over No. 21 West Virginia before an ESPN national audience; but a rash of injuries (122 games lost by two-deep players) was the main reason for a 2-7 finish over the final nine games. Still, CU appeared bowl-bound until a school-record 57-yard field goal by Alex Henery rallied Nebraska to a 40-31 win in the season finale (the Huskers added a late score on an interception return).
- 2013** The Buffs open up 2-0 in **Mike MacIntyre's** first season as head coach, but due to what amounted to a 1,000-year flood in Boulder, the team was idle for two straight weeks as a game with Fresno State was cancelled. When CU beat Colorado State 41-27 in the opener, MacIntyre became just the second head coach to win his first game at CU since 1932.

**COLORADO BY THE NUMBERS ALL-TIME HISTORIC**

- 6-7** Colorado's record in overtime games (**0-0** in 2017).
- 8** The number of Buffaloes enshrined in the College Football Hall of Fame (six players: Byron White, Joe Romig, Dick Anderson, Bobby Anderson, Alfred Williams, John Wooten, Herb Orvis (to be inducted this December); and one coach: Bill McCartney)
- 16** The number of career interceptions by CU's all-time leader, **S John Stearns** (1970-72).
- 17-3** Colorado's record in games since 1972 when not committing a turnover or allowing a quarterback sack (**0-1** in 2017; **1-0** in 2016).
- 33-10** Colorado's record in games in its history when it has had a 100-yard rusher and a 100-yard receiver in the same game.
- 28** The number of national championships CU has won in its athletic history: 20 skiing, 7 cross country (5 men's/2 women's), 1 football.
- 30** The number of tackles by **LB Jeff Geiser** against Kansas State on Nov. 24, 1973, CU's single game record (5 solo, 25 assists).
- 30** The number of states CU has played a football game in with the most recent addition of Massachusetts in 2014
- 35** The number of career quarterback sacks by CU's all-time leader, **OLB Alfred Williams** (1987-90).
- 42-30** Colorado's all-time record in games decided by one (27-17) or two (15-13) points.
- 53** The number of all-time players who have rushed for 1,000 or more yards in a CU uniform (seventh in the NCAA).
- 54-21** Colorado's record in games against unranked teams in the month of November, dating back to 1989.
- 60** The length of the school record field goal **PK Mason Crosby** made against Iowa State in 2004.
- 62-36** The final score of CU's 2001 win over BCS No. 1 Nebraska, which earned the Buffs the Big 12 North title.
- 64** The length of the pass from **QB Kordell Stewart** to **WR Michael Westbrook** (via **WR Blake Anderson** tip), known as "The Catch" at Michigan.
- 67** The length of **TB Charlie Davis'** TD run against Oklahoma State on Nov. 13, 1971, one that put him over the 1,000-yard mark for the season.
- 67** The length of **TB Rashaan Salaam's** TD run against Iowa State on Nov. 19, 1994, one that put him over the 2,000-yard mark for the season.
- 68** The number of wins Colorado has over teams ranked in the Associated Press weekly polls (23rd most all-time; **45** since 1989, 19th most).
- 72** The number of yards that 64-yard pass was in the air, thrown from the CU 32 to four yards deep in the end zone to rally CU to a 27-26 win.
- 78-15-4** Colorado's record in games from 1989-96, the nation's fourth best overall record in the nation during that time frame.
- 93** The number of wins by Bill McCartney, CU's all-time winningest coach (93-55-5, 1982-94).
- 198, 6** The number of rushing yards and touchdowns, respectively, by **TB Chris Brown** against Nebraska on Nov. 23, 2001 in CU's 62-36 win.
- 231-9** Colorado's all-time record in games when it has scored 35 or more points (**319-24-1** with 30 or more points, with **121-2** with 43 or more).
- 237** The number of players from CU who have played in the National Football League, a top 20 figure nationally.
- 242** The number of consecutive games Colorado scored in between 1988 and 2008, the ninth-longest all-time in Division I football.
- 263** The number of national or regional regular season games CU has had on television since 1990, one of the top 10 figures in the nation.
- 284** The number of receiving yards by **WR Paul Richardson** (vs. California, Sept. 10, 2011), breaking the old mark of **222** first set by **WR Walter Stanley** (vs. Texas Tech, Sept. 12, 1981) and then matched by **WR Rae Carruth** (at Missouri, Nov. 2, 1996).
- 294** The number of career receptions by CU's all-time reception leader, **WR Nelson Spruce** (2012-15).
- 302** The number of times Colorado has been ranked in the Associated Press weekly poll (26th most all-time).
- 307** The number of career points by CU's all-time scoring leader, **PK Mason Crosby** (2003-06).
- 312** The number of wins Colorado has at Folsom Field since it opened on Oct. 1, 1924 (**312-172-10**).
- 342** The number of rushing yards by **TB Charlie Davis** against Oklahoma State on Nov. 13, 1971, CU's single-game rushing record.
- 362** The number of all-purpose yards by **TB Rashaan Salaam** at Texas on Oct. 1, 1994, CU's single-game record (317 rushing, 45 receiving).
- 404** The number of home wins Colorado has in its history (combined between campus fields, Gamble Field and Folsom Field).
- 465** The number of passing yards by **QB Mike Moschetti** against San Jose State on Sept. 11, 1999, CU's single-game passing record.
- 486** The number of games announcer **Larry Zimmer** called on the radio for the Buffaloes, the most by anyone in CU history (retired after 2015).
- 493** The number of career tackles by CU's all-time leading tackler, **ILB Barry Remington** (1982-86).
- 533** The number of passing yards against Northeast Louisiana on Sept. 16, 1995, CU's single-game record.
- 551** The number of rushing yards at Arizona on Oct. 11, 1958, CU's single-game record.
- 700** The number of wins Colorado has in its history (25th most all-time).
- 767** The number of yards of total offense against San Jose State on Sept. 11, 1999, CU's single-game record.
- 1,149** The number of receiving yards by **WR Charles Johnson** in 1992, CU's single-season record.
- 1,237** The number of games Colorado has played in its history (128 seasons of intercollegiate football).
- 2,055** The number of rushing yards **TB Rashaan Salaam** had in 1994 (the fourth at the time with a 2,000-yard season), on his way to the Heisman.
- 3,156** The number of passing yards by **QB Koy Detmer** in 1996, CU's single-season record.
- 3,347** The number of career yards by CU's all-time receiving leader, **WR Nelson Spruce** (2012-15).
- 3,940** The number of career yards by CU's all-time rushing leader, **TB Eric Bieniemy** (1987-90).
- 5,345** The elevation in feet of CU's Folsom Field (field level), the third highest stadium elevation in the FBS (behind Wyoming and Air Force).
- 9,568** The number of career passing yards by CU's all-time passing leader, **QB Sefo Liufau** (2013-16).
- 10,509** The number of career yards by CU's all-time total offense leader, **QB Sefo Liufau** (2013-16).

MONTHLY TAB

Colorado is **61-50-1** in its last **112** November games (**55-38** against all-comers aside from Nebraska, going 6-12-1 against NU in turkey month, and **54-21** against unranked teams; in 2016, Colorado was **4-0** in November for the first time since 1975). The Buffs are **58-57-2** in their last **117** October games dating back to 1989 and are **65-40** in their last **105** September games, a pretty decent record considering the quality of non-conference schedule CU almost annually plays. CU is **5-9** in December games since 1993, including bowls, and is **3-3-1** in August games in its history.

**PAC-12 BOWL AGREEMENTS FOR 2017**

Here are the Pac-12 bowl agreements that were signed in 2014 and run through the 2020 season; the conference's lineup for the 2017 bowl season:

- | | |
|---|--|
| # 1 Rose Bowl presented by Northwestern Mutual (Jan. 1, if in CFP semifinal; otherwise, see below). | # 4 Foster Farms (Dec. 27 vs. Big Ten) |
| # 2 Valero Alamo (Dec. 28 vs. Big 12) | # 5 Hyundai Sun (Dec. 29 vs. ACC) |
| # 3 San Diego County Credit Union Holiday (Dec. 28 vs. Big Ten) | # 6 Las Vegas (Dec. 16 vs. MW or BYU) |
| | # 7 Cactus (Dec. 26 vs. Big 12) |

Note: If the Pac-12 champion is in the top four of the College Football Playoff poll following the 2017 season it would play in the Rose Bowl as a participant in the CFP semifinals. If the champion is not among those four, it would play in either the Fiesta, Orange, Peach or Cotton bowls.

RANKED "UNDEFEATEDS" FALL AT FOLSOM

Eleven ranked, undefeated teams have lost their "0" in the loss column at Folsom Field since 1989. The last was Kansas in 2009, as the Jayhawks (5-0) hit town ranked No. 17 and lost 34-30. In 2007, Oklahoma (4-0) rolled in ranked No. 3 and left with a 27-24 setback; in 2002, Kansas State came to Boulder ranked No. 13 at 4-0 and lost, 35-31. Two bit the dust in 2001: Nebraska (11-0, No. 1 in the BCS and No. 2 in the polls) fell 62-36 game to the Buffs, as did Texas A & M (5-0, No. 20), 31-21. In 1998, No. 22 Texas Tech (6-0) lost 19-17; in 1995, No. 3 Texas A&M (2-0) lost, 29-21; in 1994, No. 10 Wisconsin (2-0) was crushed, 55-17; and in 1990, No. 12 Washington (3-0) left a 20-14 loser. In 1989, No. 10 Illinois (2-0) lost 38-7 and No. 3 Nebraska (8-0) fell, 27-21. *(Not included is a 43-10 win over No. 23-FCS Charleston Southern in 2013, which came to Boulder with a 7-0 mark.)*

STREAKING

Colorado has active multiple win streaks going against 11 Division I-A schools. The list: **5**—Air Force; **4**—San Jose State; **3**—Colorado State, Minnesota, Oregon State, Utah State, Wyoming; **2**—Iowa, Louisiana-Monroe, Massachusetts and Notre Dame. CU's longest current losing streaks are to Southern California (12), Washington (8), Missouri and Texas (5), and LSU, Michigan, Ohio State and Oklahoma State (3).

THE PRIMO TWENTY-FOUR

Colorado is one of just **24** schools in I-A/FBS history to be able to make the claim of winning (or sharing) a national championship and also having a Heisman Trophy winner. The criteria for national championship consideration included those crowned by the *Associated Press*, the coaches and the BCS; 30 total schools at one point in the past have been able to claim the throne. This prestigious short list (Alabama is the latest to join, doing so in 2009):

School	National Championships	Heisman Trophies	School	National Championships	Heisman Trophies
Alabama	1961-64-65-73-78-79-92-09-11-12-15	2009-15	Nebraska	1970-71-94-95-97	1972-83-2001
Army	1944-45	1945-46-58	Notre Dame	1943-46-47-49-66-73-77-88	1943-47-49-53-56-64-87
Auburn	1957-2010	1971-85-2010	Ohio State	1942-54-57-68-2002	1944-50-55-74-75-95-2006
Brigham Young	1984	1990	Oklahoma	1950-55-56-74-75-85-2000	1952-69-78-2003-08-17
Colorado	1990	1994	Penn State	1982-86	1973
Florida	1996-2006-08	1966-96-2007	Pittsburgh	1937-76	1976
Florida State	1993-99-2013	1993-2000-13	Syracuse	1959	1961
Georgia	1980	1942-82	Texas	1963-69-70-2005	1977-98
Louisiana State	1958-2003	1959	Texas A& M	1939	1957-2012
Miami, Fla.	1983-87-89-91-2001	1986-92	TCU	1938	1938
Michigan	1948-97	1940-91-97	UCLA	1954	1967
Minnesota	1936-40-60	1941	USC	1962-67-72-74-78-2003-04	1965-68-79-81-2002-04-05

Schools with national championships and no Heisman winner are Michigan State (2), Tennessee (2) and Clemson, Georgia Tech, Maryland and Washington (all 1).

THE BUFFS & COLLEGE FOOTBALL HARDWARE

Colorado is in an elite group when it comes to claiming college football's prestigious trophies dating back to the 1990 season. A proliferation of awards has emerged since the late 1980s, and the Buffs are near the top of the list when it comes to collecting these statues. CU has had seven different players win nine trophies over the last 27 seasons (1990-2016), the 16th most nationally when it comes to trophies (and tied for 16th as well in the number of *different* players who have been honored). The below postseason "hardware" count includes the Heisman Trophy and the Lombardi, Maxwell, Walter Camp, Butkus, Thorpe, O'Brien, Unitas, Groza, Biletnikoff, Doak Walker, Nagurski, Bednarik, Mackey, Tatupu (defunct), Ray Guy, Rimington, Lott, Hendricks, Hornung and Bullworth (on-field player awards only—for example, if the Draddy/Campbell was included, CU would have one more on each list; so players only, no coaches, no "fad" awards around for a year or two, and no Disney Spirit, Orange Bowl Courage, etc. awards). The list of schools that have had winners between 1990 and 2016 (players only; LSU and Michigan players shared the 2004 Rimington Award and thus were both compensated for in the trophy count):

School	Players Trophies	School	Players Trophies	School	Players Trophies	School	Players Trophies	School	Players Trophies
Alabama	19 27	UCLA	8 9	Utah	5 5	Oregon State	3 3	Cincinnati	1 1
Oklahoma	15 25	COLORADO	7 9	TCU	4 5	Purdue	3 3	Colorado State	1 1
Ohio State	14 23	Arizona	6 9	Washington	4 5	Louisiana Tech	2 3	East Carolina	1 1
Texas	12 23	Georgia	6 9	Arizona State	3 5	Maryland	2 3	Fresno State	1 1
Florida State	12 22	Iowa	9 9	Baylor	3 5	N.C. State	2 3	Hawai'i	1 1
Michigan	10 18	Louisville	5 8	Tennessee	3 5	Virginia Tech	2 3	Houston	1 1
Penn State	10 18	Texas A&M	6 7	Brigham Young	2 5	California	2 2	Kentucky	1 1
Miami, Fla.	9 17	Auburn	4 7	Georgia Tech	4 4	Missouri	2 2	Marshall	1 1
Florida	8 15	Pittsburgh	3 7	Kansas State	4 4	Tulane	2 2	Mississippi State	1 1
Notre Dame	8 15	Oklahoma State	6 6	Minnesota	3 4	Virginia	2 2	Rutgers	1 1
Nebraska	9 14	Clemson	5 6	Mississippi	3 4	Wake Forest	2 2	South Carolina	1 1
Wisconsin	10 13	Arkansas	4 6	Northwestern	1 4	Washington State	2 2	Southern Miss	1 1
USC	8 13	Boston College	3 6	Illinois	3 3	West Virginia	2 2	Wyoming	1 1
Louisiana State	7 11	Oregon	2 6	Memphis	3 3	North Carolina	1 2		
Stanford	7 10	Texas Tech	5 5	Michigan State	3 3	Temple	1 2		



2018 OPPONENT SCHEDULES & RESULTS

COLORADO STATE (0-1)

34 HAWAII 43
 A 31 **Colorado** (Denver)
 S 8 ARKANSAS
 S 15 at Florida
 S 22 ILLINOIS STATE
 O 6 at San Jose State
 O 13 NEW MEXICO
 O 19 at Boise State
 O 26 WYOMING
 N 10 at Nevada
 N 17 UTAH STATE
 N 22 at Air Force

NEBRASKA (0-0)

S 1 AKRON
 S 8 **COLORADO**
 S 15 TROY
 S 22 at Michigan
 S 29 PURDUE
 O 6 at Wisconsin
 O 13 at Northwestern
 O 20 MINNESOTA
 N 3 at Ohio State
 N 10 ILLINOIS
 N 17 MICHIGAN STATE
 N 23 at Iowa

NEW HAMPSHIRE (0-0)

A 30 at Maine
 S 8 COLGATE
 S 15 **at Colorado**
 S 29 at Elon
 O 6 HOLY CROSS
 O 13 STONY BROOK
 O 20 DELAWARE
 O 27 at Villanova
 N 3 JAMES MADISON
 N 10 ALBANY
 N 17 at Rhode Island

UCLA (0-0)

S 1 CINCINNATI
 S 8 at Oklahoma
 S 15 FRESNO STATE
 S 28 **at Colorado**
 O 6 WASHINGTON
 O 13 at California
 O 20 ARIZONA
 O 26 UTAH
 N 3 at Oregon
 N 10 at Arizona State
 N 17 SOUTHERN CALIFORNIA
 N 24 STANFORD

ARIZONA STATE (0-0)

S 1 TEXAS-SAN ANTONIO
 S 8 MICHIGAN STATE
 S 15 at San Diego State
 S 22 at Washington
 S 29 OREGON STATE
 O 6 **at Colorado**
 O 18 STANFORD
 O 27 at Southern California
 N 3 UTAH
 N 10 UCLA
 N 17 at Oregon
 N 24 at Arizona

USC (0-0)

S 1 NEVADA-LAS VEGAS
 S 8 at Stanford
 S 15 at Texas
 S 21 WASHINGTON STATE
 S 29 at Arizona
 O 13 **COLORADO**
 O 20 at Utah
 O 27 ARIZONA STATE
 N 3 at Oregon State
 N 10 CALIFORNIA
 N 17 at UCLA
 N 24 NOTRE DAME

WASHINGTON (0-0)

S 1 Auburn (Atlanta)
 S 8 NORTH DAKOTA
 S 15 at Utah
 S 22 ARIZONA STATE
 S 29 BRIGHAM YOUNG
 O 6 at UCLA
 O 13 at Oregon
 O 20 **COLORADO**
 O 27 at California
 N 3 STANFORD
 N 17 OREGON STATE
 N 23 at Washington State

OREGON STATE (0-0)

S 1 at Ohio State
 S 8 SOUTHERN UTAH
 S 15 at Nevada
 S 22 ARIZONA
 S 29 at Arizona State
 O 6 WASHINGTON STATE
 O 20 CALIFORNIA
 O 27 **at Colorado**
 N 3 SOUTHERN CALIFORNIA
 N 10 at Stanford
 N 17 at Washington State
 N 23 OREGON

ARIZONA (0-0)

S 1 BRIGHAM YOUNG
 S 8 at Houston
 S 15 SOUTHERN UTAH
 S 22 at Oregon State
 S 29 SOUTHERN CALIFORNIA
 O 6 CALIFORNIA
 O 12 at Utah
 O 20 at UCLA
 O 27 OREGON
 N 2 **COLORADO**
 N 17 at Washington State
 N 24 ARIZONA STATE

WASHINGTON STATE (0-0)

S 1 at Wyoming
 S 8 SAN JOSE STATE
 S 15 EASTERN WASHINGTON
 S 21 at Southern California
 S 29 UTAH
 O 6 at Oregon State
 O 20 OREGON
 O 27 at Stanford
 N 3 CALIFORNIA
 N 10 **at Colorado**
 N 17 ARIZONA
 N 23 WASHINGTON

UTAH (0-0)

A 30 WEBER STATE
 S 8 at Northern Illinois
 S 15 WASHINGTON
 S 29 at Washington State
 O 6 at Stanford
 O 12 ARIZONA
 O 20 SOUTHERN CALIFORNIA
 O 26 at UCLA
 N 3 at Arizona State
 N 10 OREGON
 N 17 **at Colorado**
 N 24 BRIGHAM YOUNG

CALIFORNIA (0-0)

S 1 NORTH CAROLINA
 S 8 at Brigham Young
 S 15 IDAHO STATE
 S 29 OREGON
 O 6 at Arizona
 O 13 UCLA
 O 20 at Oregon State
 O 27 WASHINGTON
 N 3 at Washington State
 N 10 at Southern California
 N 17 STANFORD
 N 24 **COLORADO**

KEY: —Pac-12 Conference game; —Mountain West game; —Big Ten Belt Conference game; —Colonial Athletic Association game.



2018 PAC-12 COMPOSITE SCHEDULE & RESULTS

Week One (Aug. 30-Sept. 1)

(Aug. 30) Weber State at Utah (PAC12), 6:00 p.m.
 (Aug. 31) Colorado vs. CSU (Denver; CBS-SN), 7:30 p.m.
 (Aug. 31) San Diego at Stanford (FS1), 7:00 p.m.
 Oregon State at Ohio State (ABC), 10:00 a.m.
 Washington vs. Auburn (at Atlanta; ABC), 1:30 p.m.
 Washington State at Wyoming (CBS-SN), 1:30 p.m.
 North Carolina at California (FOX), 2:00 p.m.
 UNLV at Southern California (PAC12), 2:00 p.m.
 Cincinnati at UCLA (ESPN), 5:00 p.m.
 Bowling Green at Oregon (PAC12), 6:00 p.m.
 Texas-San Antonio at Arizona State (FS-1), 8:30 p.m.
 Brigham Young at Arizona (PAC12), 8:45 p.m.

Week Two (Sept. 8)

Colorado at Nebraska (ABC), 1:30 p.m.
 *Southern California at Stanford (FOX), 6:30 p.m.
 Arizona at Houston (ABC/ESPN2), 10:00 a.m.
 UCLA at Oklahoma (FOX), 11:00 a.m.
 Portland State at Oregon (PAC12), 12:00 p.m.
 North Dakota at Washington (PAC12), 3:00 p.m.
 Utah at Northern Illinois (ESPN News), 5:30 p.m.
 Southern Utah at Oregon State (PAC12), 6:00 p.m.
 California at Brigham Young (ESPN2/U), 8:15 p.m.
 Michigan State at Arizona State (ESPN), 8:45 p.m.
 San Jose State at Washington State (PAC12), 9:00 p.m.

Week Three (Sept. 15)

New Hampshire at Colorado (PAC12MT), 3:00 p.m.
 *Washington at Utah (ESPN), 8:00 p.m.
 UC Davis at Stanford (PAC12), 12:00 p.m.
 San Jose State at Oregon (PAC12), 3:00 p.m.
 Idaho State at California (P12BA), 4:00 p.m.
 Oregon State at Nevada (ESPN3), 5:00 p.m.
 E. Washington at Washington State (PAC12), 6:00 p.m.
 Southern California at Texas (FOX), 6:00 p.m.
 Arizona State at San Diego State (CBS-SN), 8:30 p.m.
 Fresno State at UCLA (FS-1), 8:30 p.m.
 Southern Utah at Arizona (PAC12), 9:00 p.m.

Week Four (Sept. 21-22)

(Sept. 21) *Washington State at Southern California (ESPN), 7:30 p.m.
 *Arizona at Oregon State
 *Arizona State at Washington
 *Stanford at Oregon

Week Five (Sept. 28-29)

(Sept. 28) *UCLA at Colorado (FS-1), 7:00 p.m.
 *Oregon at California
 *Oregon State at Arizona State
 *Southern California at Arizona
 *Utah at Washington State
 Brigham Young at Washington
 Stanford at Notre Dame (NBC), 5:30 p.m.

Week Six (Oct. 6)

*Arizona State at Colorado
 *California at Arizona
 *Utah at Stanford
 *Washington at UCLA
 *Washington State at Oregon State

Week Seven (Oct. 13)

(Oct. 12) *Arizona at Utah (ESPN)
 *Colorado at Southern California
 *UCLA at California
 *Washington at Oregon

Week Eight (Oct. 20)

(Oct. 18) *Stanford at Arizona State (ESPN), 7:00 p.m.
 *Colorado at Washington
 *Arizona at UCLA
 *California at Oregon State
 *Oregon at Washington State
 *Southern California at Utah

Week Nine (Oct. 26-27)

(Oct. 26) *Utah at UCLA (ESPN), 8:30 p.m.
 *Oregon State at Colorado
 *Arizona State at Southern California
 *Oregon at Arizona
 *Washington at California
 *Washington State at Stanford

Week Ten (Nov. 2-3)

(Nov. 2) *Colorado at Arizona (FS-1), 8:30 p.m.
 *California at Washington State
 *Southern California at Oregon State
 *Stanford at Washington
 *UCLA at Oregon
 *Utah at Arizona State

Week Eleven (Nov. 9)

*Washington State at Colorado
 *California at Southern California
 *Oregon at Utah
 *Oregon State at Stanford
 *UCLA at Arizona State

Week Twelve (Nov. 16)

*Utah at Colorado
 *Arizona at Washington State
 *Arizona State at Oregon
 *Oregon State at Washington
 *Southern California at UCLA
 *Stanford at California

Week Thirteen (Nov. 23-24)

(Nov. 23) Oregon at Oregon State (FS1), 2:00 p.m.
 (Nov. 23) Washington at Wash. St. (FOX), 6:30 p.m.
 *Colorado at California
 *Arizona State at Arizona
 *Stanford at UCLA
 Brigham Young at Utah
 Notre Dame at Southern California

Week Fourteen (Nov. 30)

Pac-12 Championship at Santa Clara (FOX), 6:00 p.m.

All times listed are MDT/MST. Home team in CAPS. *—denotes Pacific-12 Conference game. Television selections Sept. 22 and beyond are made on 12 days' notice by the Pac-12 television partners (ESPN/ABC, FOX/FOX Sports 1 or 2, Pac-12 Networks); ESPN/ABC also has an option of utilizing a 6-day selection process three times annually. With the advent of the Pac-12 Networks (National; Arizona, Mountain, Oregon, Northern California, Southern California, Washington), all conference games and non-league home games will again be televised in 2018 (78 in all). ABC's standard afternoon regional telecast window is at 1:30 p.m. MT in addition to a number of prime-time windows (6 p.m. MT; those games will be selected from the Pac-12, American Athletic, ACC, Big 10 or Big 12). ESPN/ESPN 2 utilizes several windows, including 7 p.m. MT on Thursdays (those games are selected by June 1).

2017 PAC-12 CONFERENCE STANDINGS

South Division (+2)

School (AP/Coaches/CFP)	conference					overall					Next Up (2018 opener)	
	W	L	Pct.	Pts	Opp	W	L	Pct.	Pts	Opp		
Southern California (#12/#10/#8).....	8	1	.889	328	210	11	3	.786	456	366	S 1	NEVADA-LAS VEGAS
Arizona State.....	6	3	.667	281	262	7	6	.538	414	427	S 1	UT-SAN ANTONIO
Arizona.....	5	4	.556	361	350	7	6	.538	537	447	S 1	BRIGHAM YOUNG
UCLA.....	4	5	.444	259	326	6	7	.462	432	476	S 1	CINCINNATI
Utah (--/RV/--).....	3	6	.333	244	242	7	6	.538	384	301	A 30	WEBER STATE
COLORADO.....	2	7	.222	222	311	5	7	.417	317	338	A 31	Colorado State (Denver)

North Division (-2)

School (AP/Coaches/CFP)	conference					overall					Next Up (2018 opener)	
	W	L	Pct.	Pts	Opp	W	L	Pct.	Pts	Opp		
Stanford (#20/#19/#13).....	7	2	.778	271	201	9	5	.643	453	318	A 31	SAN DIEGO STATE
Washington (#16/#15/#11).....	7	2	.778	302	137	10	3	.769	471	209	S 1	Auburn (Atlanta)
Washington State (RV/RV/#18).....	6	3	.667	254	242	9	4	.692	394	335	S 1	at Wyoming
Oregon.....	4	5	.444	272	270	7	6	.538	468	377	S 1	BOWLING GREEN
California.....	2	7	.222	238	275	5	7	.417	333	341	S 1	NORTH CAROLINA
Oregon State.....	0	9	.000	172	378	1	11	.083	248	516	S 1	at Ohio State



A LOOK AT THE PAC-12 DIVISIONS

After the Pac-12 announced it was expanding to 12 teams in 2010 with the additions of Colorado (June 10) and Utah (June 17), later that year the divisions in football only were announced: CU and Utah joined Arizona, Arizona State, Southern California and UCLA in the Pac-12 South; the Oregon and Washington schools along with Cal and Stanford would comprise the Pac-12 North. Here's a look at the divisions and the all-time records of each program as listed by the NCAA through games of 2017 (with 2017 records in parenthesis):

PAC-12 SOUTH	Seasons	Games	W	L	T	Pct.
Arizona (7-6).....	114	1,099	608	458	33	.568
Arizona State (7-6).....	105	1,019	607	388	24	.607
Colorado (5-7).....	128	1,237	700	501	36	.580
Southern California (11-3).....	124	1,227	834	339	54	.702
UCLA (6-7).....	99	1,051	602	412	37	.590
Utah (7-6).....	124	1,158	668	459	31	.591
Totals	6,791	4019	2557	215		.608

PAC-12 NORTH	Seasons	Games	W	L	T	Pct.
California (5-7).....	122	1,245	661	533	51	.551
Oregon (7-6).....	122	1,187	648	493	46	.565
Oregon State (1-11).....	121	1,173	530	593	50	.473
Stanford (9-5).....	111	1,148	644	455	49	.582
Washington (10-3).....	128	1,220	725	445	50	.615
Washington State (9-4).....	122	1,135	535	555	45	.491
Totals	7,108	3743	3074	291		.547

ALL-TIME PAC-12 HEAD-TO-HEAD SERIES RECORDS

A look at the team versus team football histories in the Pac-12 (won-lost-tied; does not include vacated games):

School	UA	ASU	CAL	COLO	OREG	OSU	STAN	UCLA	USC	UTAH	WASH	WSU	Totals
Arizona	40-40-1	18-14-2	6-14	16-26	23-15-1	14-16	15-24-2	8-33	19-22-2	11-21-1	27-16	198-240- 9
Arizona State	40-40-1	16-18	8-1	17-19	28-13-1	17-13	13-20-1	12-22	21-8	20-15	26-15-2	218-184- 5
California	14-18-2	18-16	5-4	38-37-1	36-33	41-50-6	33-54-1	30-70-5	6-5	39-55-4	47-27-5	307-369-24
Colorado	14-6	1-8	4-5	9-12	5-5	4-6	3-10	0-12	32-29-3	5-11-1	6-5	83-109- 4
Oregon	26-16	19-17	37-38-1	12-9	64-47-10	32-45-1	28-40	20-39-2	22-9	45-60-5	47-41-7	352-361-25
Oregon State	15-23-1	13-28-1	33-36	5-5	47-64-10	25-56-3	16-43-4	11-62-4	11-9-1	34-64-4	47-52-3	257-442-31
Southern California	33-8	22-12	70-30-5	12-0	39-20-2	62-11-4	63-32-3	49-31-7	11-5	52-29-4	59-10-4	472-188-29
Stanford	16-14	13-17	50-41-6	6-4	45-32-1	56-25-3	41-45-3	32-63-3	4-4	41-42-4	40-27-1	344-314-21
UCLA	24-15-2	20-13-1	54-33-1	10-3	40-28	43-16-4	45-41-3	31-49-7	11-5	40-31-2	40-20-1	358-254-21
Utah	22-19-2	8-21	5-6	29-32-3	9-22	9-11-1	4-4	5-11	5-11	1-10	7-8	104-155- 6
Washington	21-11-1	15-20	55-39-4	11-5-1	60-45-5	65-34-4	42-41-4	31-40-2	29-52-4	10-1	72-32-6	401-321-31
Washington State	16-27	15-26-2	27-47-5	5-6	41-47-7	52-47-3	27-40-1	20-40-1	10-59-4	8-7	32-72-6	253-418-28

PERCEPTION

Here's a quick fact when it comes to CU and Utah joining the Pac-12: the two are travel partners, and most assumed it wouldn't be a cozy as the other five pairs. Well, first of all, it's not like they travel together, the same teams will roll into Boulder and Salt Lake City the same weekends, and the other schools will host CU and Utah in one order or the other. The campus of CU and Utah are 356 miles apart; did you know Washington and Washington State's campuses are 252 miles apart? And the Arizona schools are separated by 102 miles; the others are all under 40, with USC and UCLA the closest. Bottom line is that CU and Utah are not really that far out of whack (Texas A&M and Texas Tech are further apart than the Buffs and the Utes by some 29 miles).



FOLSOM FIELD RANKED SEVENTH TOUGHEST PLACE TO PLAY

Yahoo! Sports in 2012 came out with its top 25 toughest places to play list, and lo and behold, Folsom Field came in at No. 7. In ranking CU in that spot, Yahoo! wrote: "Folsom Field, home of the Colorado Buffaloes, is one of the most underrated venues in college sports. The fans here always cheer hard and loud, and they are quite respectful and friendly to visiting fans." The Top 10 were comprised of: 1. Ohio State (*Ohio Stadium*); 2. Florida (*Ben Hill Griffin Stadium, a.k.a. the Swamp*); 3. Louisiana State (*Tiger Stadium, a.k.a., Death Valley*); 4. Auburn (*Jordan-Hare Stadium*); 5. Michigan State (*Spartan Stadium*); 6. Miami, Fla. (*Sun Life Stadium*); 7. **Colorado (*Folsom Field*)**; 8. West Virginia (*Mountaineer Field at Milan Puskar Stadium*); 9. Iowa (*Kinnick Stadium*); 10. Texas A&M (*Kyle Field*). The next Pac-12 school on the list was Oregon (*Autzen Stadium*) at No. 21, with Washington at No. 23 (*Husky Stadium*).

FOLSOM FIELD #1

LawnStarter.com recently ranked its top 16 College Football Stadiums with the Best Natural Scenery, and lo and behold, coming in at the top was CU's own **Folsom Field**. The top 10: 1. **Folsom Field (Colorado)**; 2. Lavell Edwards Stadium (BYU); 3. Utah Stadium (Utah); 4. Romney Stadium (Utah State); 5. Rose Bowl (UCLA); 6. Sun Bowl (UTEP); 7. Ryan Field (Northwestern); 8. Scott Stadium (Virginia); 9. Michie Stadium (Army); 10. **Kidd Brewer Stadium (Appalachian State)**; 11. Dowdy-Ficklen Stadium (East Carolina); 12. Dix Stadium (Kent State); 13. Memorial Stadium (California); 14. Kenan Stadium (North Carolina); 15. Memorial Stadium (Kansas); 16. Spartan Stadium (San Jose State).

The same publication ranked CU's natural grass field the third best national behind Iowa State (Jack Trice Field) and Northwestern (Ryan Field).

300+ AT FOLSOM

Colorado is now **312-172-10** in its 95th season playing its home games at Folsom Field (**494** in all). The first game at Folsom was Oct. 11, 1924 (*then known as Colorado Stadium, built at a cost of \$75,000*); previous, CU was **73-17-6** at Gamble Field and **19-5** on other grass areas of campus; the Buffs are **404-194-16** all-time at home. The 2016 season marked CU's first winning one at home in six years, as the Buffaloes went **6-0**; Colorado's last winning record at home had been in 2010 (with a 4-2 mark); it was CU's first undefeated season at home since 1994, when the Buffs went 6-0 in the late Rashaan Salaam's Heisman Trophy winning year. Over the 2011-12 seasons, CU was just 1-10 in Boulder before going 3-3 in Folsom in Mike MacIntyre's first season; the Buffs pulled even at home under "Mac" with the 6-0 mark in 2016 (and were **3-3** in 2017) and are now **15-15** at Folsom in his tenure.



ACTIVE COLORADO CAREER STATISTICAL CHARTS

RUSHING

Rk	Player (Seasons)	Att.	Yards	Avg.	TD
1	Eric Bieniemy (1987-90)	699	3,940	5.63	41
2	Phillip Lindsay (2014-17)	750	3,707	4.94	36
3	Rodney Stewart (2008-11)	809	3,598	4.45	25
4	Rashaan Salaam (1992-94)	486	3,057	6.29	33
5	Bobby Purify (2000-04)	595	3,016	5.07	20
10	Herchell Troutman (1994-97)	568	2,487	4.38	21
15	Kayo Lam (1933-35)	313	2,140	6.84	18
20	Carroll Hardy (1951-54)	291	1,999	6.87	23
25	William Harris (1965-67)	330	1,585	4.80	4
30	Mark Hatcher (1984-87)	375	1,470	3.92	16
35	Erich Kissick (1986-89)	256	1,297	5.07	8
40	Michael Adkins II (2013-17)	247	1,200	4.86	13
86	Steven Montez (2016-18)	172	546	3.17	4
106	Donovan Lee (2014-18)	85	422	4.96	3
112	Kyle Evans (2015-18)	104	400	3.85	4

PASSING

Rk	Player (Seasons)	Att-Com-Int	Pct.	Yards	TD	Rating
1	Sefo Liufau (2013-16)	1383-870-36	62.9	9,568	60	130.13
2	Cody Hawkins (2007-10)	1214-667-41	54.9	7,409	60	115.76
3	Joel Klatt (2002-05)	1095-666-33	60.8	7,375	44	124.63
4	Kordell Stewart (1991-94)	785-456-19	58.1	6,481	33	136.47
5	Tyler Hansen (2008-11)	872-505-28	57.9	5,705	35	119.69
6	Koy Detmer (1992-96)	594-350-25	58.9	5,390	40	148.95
7	Mike Moschetti (1998-99)	607-366-19	60.3	4,797	33	138.36
8	John Hessler (1994-97)	627-347-26	55.3	4,788	34	129.09
9	Steven Montez (2016-18)	508-307-13	60.4	3,992	27	138.86
10	Steve Vogel (1981-84)	688-309-33	44.9	3,912	27	96.03
11	Darian Hagan (1988-91)	424-213-19	50.2	3,801	27	137.59
12	Craig Ochs (2000-02)	453-265-15	58.5	3,325	16	125.19
13	Gale Weidner (1959-61)	480-218-32	45.4	3,033	18	97.76

TOTAL OFFENSE

Rk	Player (Seasons)	Rush	Pass	Total	TDR
1	Sefo Liufau (2013-16)	941	9,568	10,509	73
2	Kordell Stewart (1991-94)	1,289	6,481	7,770	48
3	Cody Hawkins (2007-10)	-159	7,409	7,250	67
4	Joel Klatt (2002-05)	-130	7,375	7,245	47
5	Tyler Hansen (2008-11)	478	5,705	6,183	43
6	Darian Hagan (1988-91)	2,007	3,801	5,808	54
7	Koy Detmer (1992-96)	-31	5,390	5,359	43
8	John Hessler (1994-97)	276	4,788	5,064	44
9	Mike Moschetti (1998-99)	70	4,797	4,867	40
10	Bobby Anderson (1967-69)	2,367	2,198	4,565	43
11	Steven Montez (2016-18)	546	3,992	4,538	31
12	Eric Bieniemy (1987-90)	3,940	63	4,003	42
13	Phillip Lindsay (2014-17)	3,707	0	3,707	36

RECEIVING (Receptions)

Rk	Player (Seasons)	No.	Yards	Avg.	TD
1	Nelson Spruce (2012-15)	294	3,347	11.4	23
2	Scotty McKnight (2007-10)	215	2,521	11.7	22
3	Shay Fields (2014-17)	190	2,552	13.4	21
4	Michael Westbrook (1991-94)	167	2,548	15.3	19
5	Paul Richardson (2010-13)	156	2,412	15.5	21
6	Phil Savoy (1994-97)	152	2,176	14.3	14
7	Bryce Bobo (2014-17)	150	1,638	10.9	10
8	Devin Ross (2013-17)	140	1,621	11.6	9
9	Javon Green (1997-2000)	136	2,031	14.9	17
10	Rae Carruth (1992-96)	135	2,540	18.8	20
11	Derek McCoy (2000-03)	134	2,038	15.2	20
12	Charles E. Johnson (1990-93)	127	2,447	19.3	15
13	Monte Huber (1967-69)	111	1,436	12.9	5
14	Phillip Lindsay (2014-17)	110	976	8.8	3
15	*Daniel Graham (1998-2001)	106	1,543	14.6	11
16	Patrick Williams (2005-08)	104	1,070	10.3	3
17	Dusty Sprague (2004-07)	103	1,261	12.2	4
18	*Christian Fauria (1991-94)	98	1,058	10.8	11
19	Darrin Chiaverini (1995-98)	97	1,199	12.4	6
20	D.J. Hackett (2002-03)	93	1,194	12.8	9
20	Rodney Stewart (2008-11)	93	969	10.4	0
36	Jay MacIntyre (2015-18)	66	870	13.2	4
60	Donovan Lee (2014-18)	46	244	5.3	1

RECEIVING (Yards)

Rk	Player (Seasons)	No.	Yards	Avg.	TD
1	Nelson Spruce (2012-15)	294	3,347	11.4	23
2	Shay Fields (2014-17)	190	2,552	13.4	21
3	Michael Westbrook (1991-94)	167	2,548	15.3	19
4	Rae Carruth (1992-96)	135	2,540	18.8	20
5	Scotty McKnight (2007-10)	215	2,521	11.7	22
6	Charles E. Johnson (1990-93)	127	2,447	19.3	15
7	Paul Richardson (2010-13)	156	2,412	15.5	21
8	Phil Savoy (1994-97)	152	2,176	14.3	14
9	Derek McCoy (2000-03)	134	2,038	15.2	20
10	Javon Green (1997-2000)	136	2,031	14.9	17
11	Bryce Bobo (2014-17)	150	1,638	10.9	10
12	Devin Ross (2013-17)	140	1,621	11.7	9
13	*Daniel Graham (1998-2001)	106	1,543	14.6	11
14	Monte Huber (1967-69)	111	1,436	12.9	5
15	Dusty Sprague (2004-07)	103	1,261	12.2	4
16	Mike Pritchard (1987-90)	47	1,241	26.4	10
17	Marcus Stiggers (1996-99)	80	1,223	15.1	10
18	Ron Brown (1981-85)	57	1,217	21.4	8
19	Darrin Chiaverini (1995-98)	97	1,199	12.4	6
20	D.J. Hackett (2002-03)	93	1,194	12.8	9
28	Phillip Lindsay (2014-17)	110	976	8.8	3
32	Rodney Stewart (2008-11)	93	969	10.4	0
37	Jay MacIntyre (2015-18)	66	870	13.2	4

ALL-PURPOSE YARDS

Rk	Player (Seasons)	Rush	Rec	KOR	PR	Total
1	Phillip Lindsay (2014-17)	3,707	976	1,077	0	5,760
2	Rodney Stewart (2008-11)	3,598	969	239	22	4,828
3	Eric Bieniemy (1987-90)	3,940	380	31	0	4,351
4	Hugh Charles (2004-07)	2,659	552	411	0	3,622
5	Nelson Spruce (2012-15)	2	3,347	63	180	3,592
10	Charlie Davis (1971-73)	2,958	131	75	0	3,164

YARDS FROM SCRIMMAGE

Rk	Player (Seasons)	Rush	Rec	Total
1	Phillip Lindsay (2014-18)	3,707	976	4,683
2	Rodney Stewart (2008-11)	3,598	969	4,567
3	Eric Bieniemy (1987-90)	3,940	380	4,320
4	Bobby Purify (2000-04)	3,016	508	3,524
5	Rashaan Salaam (1992-94)	3,057	412	3,469
10	Lee Rouson (1981-84)	2,296	699	2,995
15	Lamont Warren (1991-93)	2,242	432	2,674
16	Merwin Hodel (1949-51)	2,102	540	2,642
17	Michael Westbrook (1991-94)	84	2,548	2,632
18	Shay Fields (2014-17)	53	2,552	2,603
20	Paul Richardson (2010-13)	38	2,412	2,450

SCORING

Rk	Player (Seasons)	TD	2Pt	EP-EPA	FG-FGA	PTS
1	Mason Crosby (2003-06)	0	0-0	109-117	66-88	307
2	Will Oliver (2011-14)	0	0-0	129-131	50-69	279
3	Eric Bieniemy (1987-90)	42	1-1	0-0	0-0	254
4	Phillip Lindsay (2014-17)	39	0-0	0-0	0-0	234
5	Jeremy Aldrich (1996-99)	0	0-0	87-95	48-64	231
6	Bobby Anderson (1967-69)	35	1-2	0-0	0-0	212
7	Chris Brown (2001-02)	34	0-0	0-0	0-0	204
8	Rashaan Salaam (1992-94)	33	0-0	0-0	0-0	198
9	Tom Field (1979-83)	0	0-0	82-86	36-55	190
10	Byron White (1935-37)	24	0-0	30-32	1-2	177
11	Mervin Hodel (1949-51)	28	0-0	0-0	0-0	168
11	Aric Goodman (2008-10)	0	0-0	93-96	25-47	168
15	Neil Voskeritchian (1994-95)	0	0-0	95-96	22-34	161
20	James Mayberry (1975-78)	25	0-0	0-0	0-0	150
25	Bob Stransky (1955-57)	21	0-0	12-22	0-0	138
25	Lamont Warren (1991-93)	23	0-0	0-0	0-0	138
25	Scotty McKnight (2007-10)	23	0-0	0-0	0-0	138
30	Shay Fields (2014-17)	22	0-0	0-0	0-0	132
60	James Stefanou (2017-18)	0	0-0	35-35	17-22	86
65	Michael Adkins (2013-17)	14	0-0	0-0	0-0	84
92	Bryce Bobo (2014-17)	10	2-0	0-0	0-0	64



ACTIVE COLORADO CAREER STATISTICAL CHARTS, CONTINUED

KICK SCORING

Rk	Player (Seasons)	EP-EPA	FG-FGA	PTS
1	Mason Crosby (2003-06)	109-117	66-88	307
2	Will Oliver (2011-14)	129-131	50-69	279
3	Jeremy Aldrich (1996-99)	87-95	48-64	231
4	Tom Field (1979-83)	82-86	36-55	190
5	Aric Goodman (2008-10)	93-96	25-47	168
10	Fred Lima (1972-73)	59-62	21-45	122
15	Tom Mackenzie (1974-75)	62-68	14-28	104
18	James Stefanou (2017-18)	35-35	17-22	86

PUNTING

Rk	Player (Seasons)	No.	Yards	Avg.	Long	In 20
1	Mark Mariscal (1999-2002)	99	4,632	46.79	68	25
2	Barry Helton (1984-87)	153	6,873	44.92	68	44
3	Keith English (1985-88)	55	2,457	44.67	77	21
4	Zack Jordan (1950-52)	137	6,113	44.62	78	23
5	John Torp (2002-05)	205	9,145	44.61	72	65
12	Alex Kinney (2015-18)	187	7,687	41.11	70	66

INSIDE THE 20: O'Neill 95, Kinney 66, Torp 65, DiLallo 61, Koleski 51,

KICKOFF RETURNS

Rk	Player (Seasons)	No.	Yards	Avg.	TD
1	Ben Kelly (1997-99)	64	1,798	28.1	3
2	Terrence Wheatley (2003-07)	56	1,350	24.1	0
3	Josh Smith (2007-08)	50	1,276	25.5	1
4	M.J. Nelson (1986-89)	51	1,198	23.5	0
5	Walter Stanley (1980-81)	49	1,172	23.9	1
6	Phillip Lindsay (2014-17)	44	1,077	24.5	0
7	Bill Symons (1962-64)	43	1,051	24.4	1
8	Brian Lockridge (2007-11)	44	968	22.0	1
9	Roman Hollowell (1998-2001)	44	914	20.8	0
10	Ryan Severson (2013-16)	40	872	21.8	0
15	Cliff Branch (1970-71)	30	755	25.2	2
21	Donovan Lee (2014-18)	23	586	25.5	0

INTERCEPTIONS

Rk	Player (Seasons)	No.	Yards	Avg.	TD
1	John Stearns (1970-72)	16	339	21.2	0
2	Chris Hudson (1991-94)	15	204	13.6	2
3	Dick Anderson (1965-67)	14	151	10.8	0
3	Terrence Wheatley (2003-07)	14	154	11.0	2
5	Tim James (1987-90)	13	120	9.2	0
5	Tedric Thompson (2013-16)	13	241	18.5	0

TACKLES

Rk	Player (Position, Seasons)	UT	AT	—	TOT	TFL
1	Barry Remington (LB, 1982-86)	245	248	—	493	21- 60
2	Matt Russell (LB, 1993-96)	282	164	—	446	44-144
3	Greg Biekert (LB, 1989-92)	280	161	—	441	33- 73
4	Jordan Dizon (LB, 2004-07)	293	147	—	440	35-137
5	Ted Johnson (LB, 1991-94)	253	156	—	409	21- 61
6	Laval Short (DL, 1976-79)	141	231	—	372	37-239
7	Chad Brown (LB, 1989-92)	242	127	—	369	38-169
8	Michael Jones (LB, 1986-89)	218	131	—	349	13- 41
9	Thaddeaus Washington (LB, 2003-06)	202	136	—	338	25- 80
10	Michael Lewis (DB, 1998-2001)	225	111	—	336	17- 73
11	Mickey Pruitt (DB, 1984-87)	201	131	—	332	18- 71
12	Jashon Sykes (LB, 1998-2001)	212	118	—	330	33- 97
13	J.J. Billingsley (DB 2002-06)	211	96	—	307	25-115
14	Steve Rosga (DB, 1992-96)	181	123	—	304	1- 1
14	Don DeLuzio (LB, 1984-88)	175	129	—	304	16- 45
16	Kenneth Olughbode (LB, 2013-16)	193	106	—	299	10- 30
17	Kanavis McGhee (LB, 1987-90)	179	118	—	297	38-163
17	Brian Cabral (LB, 1974-77)	120	177	—	297	10- 38
19	Rick Gamboa (2015-18)	145	147	—	292	6- 18
20	Jeff Smart (LB, 2006-09)	188	103	—	291	12- 34
25	Addison Gillam (LB, 2013-16)	186	84	—	270	26-115
30	Phil Irvin (LB, 1968-70)	88	170	—	258	16- 48
35	Billie Drake (LB, 1970-72)	82	170	—	252	10- 31
40	Jeff Donaldson (DB, 1980-83)	141	103	—	244	11- 47
40	Randy Geist (LB, 1971-73)	85	159	—	244	8- 39
—	Drew Lewis (LB, 2016-18)	56	71	—	127	5- 35

QUARTERBACK SACKS

Rk	Player (Seasons)	No.	Yards
1	Alfred Williams (1987-90)	35	242
2	Ron Woolfork (1990-93)	33	241
3	Greg Jones (1992-96)	25	158
4	Laval Short (1976-79)	24½	192
5	Abraham Wright (2004-06)	21	151
6	Jimmie Gilbert (2013-16)	20	156
16	Derek McCartney (2014-17)	14½	69
19	Garry Howe (1989-90)	13½	90

TACKLES FOR LOSS

Rk	Player (Seasons)	No.	Yards
1	Alfred Williams (1987-90)	59	303
2	Ron Woolfork (1990-93)	53	303
3	Greg Jones (1992-96)	45	205
4	Matt Russell (1993-96)	44	144
5	Leonard Renfro (1989-92)	43	142
25	Addison Gillam (2013-16)	26	115
25	Chidobe Awuzie (2013-16)	26	104
25	Marques Harris (2000-03)	26	102

THIRD DOWN STOPS

Rk	Player (Seasons)	No.
1	Jordan Dizon (2004-07)	48
2	Chidobe Awuzie (2013-16)	47
3	Matt Russell (1993-96)	45
4	Jimmie Gilbert (2013-16)	44
5	Chad Brown (1989-92)	42
10	Ted Johnson (1991-94)	32
---	*Joel Steed (1988-91; most by a DL)	26
---	Rick Gamboa (2015-18)	24

PASS DEFLECTIONS

Rk	Player (Seasons)	No.
1	Marcus Washington (1995-98)	42
2	Damen Wheeler (1996-99)	39
3	Greg Henderson (2011-14)	36
3	Ken Crawley (2012-15)	36
5	Chidobe Awuzie (2013-16)	35
10	Mickey Pruitt (1984-87)	32
10	Isaiah Oliver (2015-17)	32
12	Phil Jackson (2000-03)	29
12	Terrence Wheatley (2003-07)	29
14	Dalton Simmons (1992-96)	28
14	Ahkello Witherspoon (2014-16)	28
16	Deon Figures (1988-92)	27

SPECIAL TEAM TACKLES

Rk	Player (Seasons)	UT	AT	—	Total
1	Ryan Sutter (1994-97)	32	32	—	64
2	Darren Fisk (1995-97)	25	23	—	48
3	Ryan Black (1994-97)	21	19	—	40
4	Paul Rose (1987-90)	14	25	—	39
5	Arthur Jaffee (2008-11)	21	13	—	34
5	Terrel Smith (2010-14)	24	10	—	34
10	Greg Lindsey (1990-93)	23	4	—	27
19	Ryan Moeller (2014-17)	16	6	—	22
---	Beau Bisharat (2016-18)	14	6	—	20

SPECIAL TEAM POINTS

Rk	Player (Seasons)	Points
1	Ryan Sutter (1994-97)	123
2	Arthur Jaffee (2008-11)	88
3	Darren Fisk (1995-97)	86
4	Ryan Severson (2013-16)	84
5	Derrick Webb (2010-13)	81
6	Travis Sandersfeld (2008-11)	72
7	Ryan Black (1994-97)	68
8	Jalil Brown (2007-10)	65
8	Terrel Smith (2010-14)	65
10	Paul Rose (1987-90)	63
14	Ryan Moeller (2014-17)	56
---	Beau Bisharat (2016-18)	41

**ALL-BLACK UNIFORMS**

Colorado has worn its all black uniforms on **51** occasions, when the Buffaloes wear both black jerseys and black pants, owning a **22-28-1** record; the Buffs have also added black helmets to the look, having worn black top-to-bottom on five occasions (**0-6** in that combo). A little history on the all-black look: the brainchild of then-head coach Bill McCartney, CU first wore the garb on Nov. 28, 1987 for a game after Thanksgiving at the time; the opponent was CU's old Big 8 rival, Nebraska. The Buffs came out and warmed up in gold pants, and upon returning to the locker room at the conclusion of warm-ups, the players found black pants hanging in their lockers. "It was something we thought about a long time ago," Mac said at the time. "You couldn't do this overnight. We didn't tell the kids, and they were real excited." He went on to say that it was planned a month or so out to give the team a shot of adrenaline prior to kickoff.

COLORADO / ALL-BLACK UNIFORMS (22-28-1)

Year	Opponent	Result	Year	Opponent	Result	Year	Opponent	Result	Year	Opponent	Result
1987	Nebraska	L 7-24	1998	Kansas State	L 9-16		Kansas State	W 38-31		Nebraska	L 20-28
1988	Oklahoma	L 14-17	1999	Nebraska (OT)	L 30-33	2005	Nebraska	L 3-30	2011	*Southern California	L 17-42
1990	Iowa State	W 28-12	2000	Iowa State	L 27-35	2006	Texas Tech	W 30-6	2012	UCLA	L 14-42
1991	Missouri	W 55-7	2001	Nebraska	W 62-36		Kansas State	L 21-34		*Arizona State	L 17-51
1992	Oklahoma	T 24-24	2002	Kansas State	W 35-31		Iowa State	W 33-16	2013	*Arizona	L 20-44
1993	Nebraska	L 17-21		Baylor	W 34-0	2007	c—Colorado St. (OT)	W 31-28		Southern California	L 29-47
1994	Oklahoma State	W 17-3		Texas Tech	W 37-13		Florida State	L 6-16	2014	*Arizona State	L 24-38
1995	Missouri	W 21-0		Iowa State	W 41-27		Nebraska	W 65-51		Oregon State	L 31-36
	a—Oregon	W 38-6		b—Oklahoma	L 7-29	2008	c—Colorado State	W 38-17	2015	*Southern California	L 24-27
1996	Texas	W 28-24	2003	Oklahoma	L 20-34		West Virginia (OT)	W 17-14	2016	Utah	W 27-22
	Kansas State	W 12-0		Nebraska	L 22-31		Texas	L 14-38	2017	*at UCLA	L 23-27
1997	Kansas	W 42-6	2004	Colorado State	W 27-24		Oklahoma State	L 17-30		at Arizona State	L 30-41
	Missouri	L 31-41		Texas	L 7-31	2009	Colorado State	L 17-23			

a—Cotton Bowl; b—Big 12 Championship at Houston; c—in Denver (*—wore black helmets).

BLACK HELMETS: Colorado has worn black helmets on **17** occasions in its history, usually with a gold or sometimes a silver logo, but once with a pink logo; CU is **2-15** in the black headgear. The games (*—matte black; #—worn with a pink logo as part of Blackout Breast Cancer awareness):

Year	Opponent	Result	Year	Opponent	Result	Year	Opponent	Result
1998	BAYLOR	W 18-16	2013	#ARIZONA	L 20-44	2014	*at Oregon	L 10-44
2011	SOUTHERN CALIFORNIA	L 17-42	2013	at UCLA	L 23-45	2015	*OREGON	L 24-41
2011	at UCLA	L 6-45	2013	at Utah	L 17-24	2015	*SOUTHERN CALIFORNIA	L 24-27
2012	ARIZONA STATE	L 17-51	2014	*ARIZONA STATE	L 24-38	2016	IDAHO STATE	W 56-7
2012	at Arizona	L 31-56	2014	*at Southern California	L 28-56	2017	at UCLA	L 23-27
2013	at Arizona State	L 13-54	2014	*at Arizona	L 20-38			

OTHER UNIFORM LOOKS

GOLD HELMET/WHITE UNIS/BLACK PANTS: Last: **2017** (at Oregon State, W); Colorado's standard road combination through much of the 1980s/1990s/2000s.

GOLD HELMET/WHITE UNIS/GOLD PANTS: **2016** (at Arizona, W); **2015** (at Oregon State, W); **2014** (at Massachusetts, W); **2013** (CSU in Denver, W; Oregon State, L; at Washington, L);

2008 (at Texas A&M, L); **2007** (at Iowa State, L; at Arizona State, L); **2006** (at Missouri, L; at Georgia, L); **2004** (UTEP, Houston Bowl, W)

GOLD HELMET/WHITE UNIS/WHITE PANTS: **2013** (at Utah, L); **2010** (at Nebraska, L); **2009** (at Kansas State, L); **2008** (at Nebraska, L; at Florida State, L); **2005** (at Miami-Fla., L);

2004 (at Nebraska, W).

BLACK HELMET/WHITE UNIS/BLACK PANTS (0-5): **2014** (at USC, L); **2013** (at UCLA, L; at Arizona State, L); **2012** (at Arizona, L); **2011** (at UCLA, L)

BLACK HELMET/BLACK UNIS/GOLD PANTS (1-0): **2016** (Idaho State, W).

BLACK HELMET/SILVER UNIS/BLACK PANTS (0-1): **2015** (Oregon, L).

BLACK HELMET/WHITE UNIS/GOLD PANTS (0-1): **2014** (at Arizona, L).

BLACK HELMET/WHITE UNIS/WHITE PANTS (0-2): **2014** (at Oregon, L); **2013** (at Utah, L).

SILVER HELMET/BLACK UNIS/SILVER PANTS (1-1): **2017** (Washington, L); **2016** (Washington State, W).

SILVER HELMET/SILVER UNIS/SILVER PANTS (1-1): **2016** (at Stanford, W); **2015** (Arizona, L).

SILVER HELMET/WHITE UNIS/SILVER PANTS (0-2): **2016** (at USC, L); **2015** (at Hawai'i, L).

SILVER HELMET/WHITE UNIS/WHITE PANTS (0-2): **2017** (at Washington State, L), **2015** (at Utah, L).

WHITE HELMET/BLACK UNIS/WHITE PANTS (2-1): **2017** (Arizona, L); **2016** (Oregon State, W); **2015** (Nicholls State, W).

WHITE HELMET/SILVER UNIS/WHITE PANTS (1-0): **2017** (Texas State, W).

WHITE HELMET/WHITE UNIS/BLACK PANTS (0-1): **2015** (at Arizona State, L).

WHITE HELMET/WHITE UNIS/SILVER PANTS (0-1): **2015** (at UCLA, L).

WHITE HELMET/WHITE UNIS/WHITE PANTS (2-2): **2017** (at Utah, L); **2016** (at Oregon, W; Washington, L); **2015** (CSU in Denver, W).

IN-SEASON BIRTHDAYS

Here's the list of those coaches and players who have birthdays to celebrate during the 2018 season (starting last week of August; *—denotes on a game day):

Aug. 26 Jonathan Van Diest (20)	Sept. 17 Shamar Hamilton (21)	Oct. 10 Chris Mulumba (26)	Nov. 3 Ronnie Blackmon (21)	Dec. 12 Colby Keiter (20)
Aug. 31 *Brady Russell (20)	Sept. 17 Jack Shutack (22)	Oct. 12 Darrin Chiaverini (41)	Nov. 10 *Joshua Jynes (18)	Dec. 16 Noa Lukela (20)
Aug. 31 *Scott Unrein (30)	Sept. 18 Evan Worthington (23)	Oct. 12 Aaron Maddox (21)	Nov. 10 *Tim Lynott, Jr. (22)	Dec. 17 Isaiah Lewis (21)
Sept. 1 Daniel Talley (23)	Sept. 20 L.J. Wallace (19)	Oct. 14 Heston Paige (20)	Nov. 14 Trey Udoffia (21)	Dec. 18 J.T. Bale (22)
Sept. 2 Daniel Arias (22)	Sept. 24 Gary Bernardi (64)	Oct. 14 Colby Pursell (20)	Nov. 17 *Kary Kutsch (19)	Dec. 19 Jacob Callier (20)
Sept. 4 Juwann Winfree (22)	Sept. 25 Chase Sanders (21)	Oct. 20 *Kyle Evans (23)	Nov. 17 *Miguel Rueda (47)	Dec. 21 Bailey Landwehr (23)
Sept. 5 Lucas Cooper (21)	Oct. 1 Brad Forsyth (50)	Oct. 23 Jaylon Jackson (20)	Nov. 18 Erik Lawson (22)	Dec. 28 Deion Smith (19)
Sept. 7 Drew Lewis (23)	Oct. 4 Evan Price (19)	Oct. 23 Dimitri Stanley (19)	Nov. 19 Frank Fillip (19)	Dec. 29 Kevin George (21)
Sept. 8 *Jean Onaga	Oct. 5 Laviska Shenault (20)	Oct. 25 James Townsend (20)	Nov. 19 Nate Landman (20)	Dec. 29 Davis Price (21)
Sept. 8 *Lyle Tuiloma (21)	Oct. 9 Sam Noyer (21)	Oct. 27 *Javier Edwards (22)	Nov. 19 Terriek Roberts (21)	Jan. 3 Kabion Ento (22)



2018 SPECIAL GAMES/WEEKENDS

The list of special games/weekends at Folsom Field this fall:

Sept. 15 (New Hampshire): Extra Yard for Teachers

Sept. 28 (UCLA): Leon White Memorial (Sept. 29)

Oct. 6 (Arizona State): Family Weekend; Living Legends
1968 Big 8 Men's Golf Champion Reunion/Recognition

Oct. 27 (Oregon State): Homecoming; Ski Ball Weekend

Nov. 10 (Washington State): CU Athletic Hall of Fame;
Military Appreciation

Nov. 17 (Utah) Honorary C

CU IS BLACK & GOLD, BUT FOLSOM IS "GREEN"

The University of Colorado at Boulder established a goal to move toward zero-waste at Folsom Field during the 2008 football season and invest in local carbon-reduction projects. They anticipated recycling or composting at least 90% of the waste generated at Folsom Field and met those goals. According to U.S. Environmental Protection Agency information and other sources, Folsom Field was the first major sports stadium in the nation, professional or collegiate, to collect all materials in recycling or compost containers, eliminate trash cans and transform its materials collections systems into a zero-waste process. For more information, visit Ralphie's Green Stampede at http://www.cubuffs.com/ViewArticle.dbml?&DB_OEM_ID=600&ATCLID=1549954.

WHO IS/HAS BEEN IN ON OFFENSE & DEFENSE

George Frazier, as he did his freshman year in 2014, appeared on both offense (TE/FB) and defense (DE) as senior in 2017 (he played 506 total snaps between offense, defense and special teams). In 2014, he played both defensive end and fullback for the first time against Arizona State, becoming the first Buff to appear on both sides of the ball since 2005 in the process, and continued to do so the remainder of the season. In 2008, **Eugene Goree** was on-call to do so, as the redshirt frosh was both a DT and an OG during the second half of the season; he did appear on both sides of the ball but not in the same game. Through the years, there have been a few players who wind up playing on both sides of the ball in the same game: **DT John Guydon** was the latest to do, seeing action on defense (13 snaps at tackle) and offense (3 snaps at guard) at Texas on October 15, 2005; it was the first time it happened for a complete series with no gimmicks or special situations since **WR Michael Westbrook** played a series at safety against Baylor in 1993. **DE James Garee** also trotted in on offense in 2005, catching a pass as an end at Miami. **DT Sam Wilder** had been the last before 2005, as he caught a 9-yard pass against Kansas State in 2002. **DT Justin Bannan**, did the same, catching a 12-yard TD pass on his only play at Missouri in 2000. **CB Ben Kelly** tried tailback in 1999 at Texas Tech; he finished with three yards on one carry (a nice 5-yard run was wiped out by a penalty). Between 1994 and 2005, several Buffs played on both sides of the ball, as offensive linemen often played on the goal line or short yardage defense units—**OG Heath Irwin**, **OG Clint Moore**, **OG Chris Naeole**, **OT Melvin Thomas** and **OG Brad Bedell** all did it at one time or another between 1993 and 1998. In 1990, **OLBs Alfred Williams** and **Kanavis McGhee** played some tight end in a 64-3 win over Kansas State (Williams caught a pass for 17 yards, McGhee didn't catch the one thrown his way). The last offensive skill player before Frazier in 2014 to swing over and try some defense was Westbrook (four snaps at strong safety) against Baylor in 1993.

WHY CU AND NOT UC?

A question often asked of many former Big Eight schools: Why is it the University of Colorado, but the moniker is CU and not UC? (The same applies at Kansas—KU, Missouri—MU, Nebraska—NU and Oklahoma—OU). "Midwestern casualness," said CU historian, the late Fred Casotti. It has always been this way at Colorado, for whatever reason, and at the other four—but seemingly nowhere else in the USA (except for Tulsa, but its midwest, too). In the 1950s, there was a concerted effort to eliminate the use of "CU" on the Boulder campus, both as a symbol and in speech, but Casotti said that no one would buy into it. "Nobody would change," he said. "It's easier to say than U of C, UC sounds like slang or something (as in 'you see'), and it was traditional. By trying to eliminate it, they reinforced it."

HISTORY OF THE END ZONE "COLORADO"

As in the south end zone, that is. In 1967, the stadium was lowered when the track was removed, and that area remained basically a dirt hill. Former long-time senior associate A.D. **Jon Burianek** said that we tried to grow grass and bushes there, but none took. The first artificial field was installed during the summer of 1971, and that area was then covered with asphalt and the large, block COLORADO was painted on it, then in all-white block lettering. Trim was later added, and at one time, when blue was one of the school colors, the end zone as well was painted blue instead of the familiar black.

NO. 33 IN THE WORLD

In the 2015 world university rankings by the *TimesHigherEducation.co.uk*, the **University of Colorado** held its previous position of being the **No. 33** ranked university in the world (which translates to the solar system, the galaxy and the universe). Unlike other rankings that are based more on cost of attendance and class sizes, this ranking is based on teaching (the learning environment, 30%), research (volume, income and reputation, 30%), citations (research influence, 30%), international outlook (staff and students, 7.5%) and industry income (innovation, 2.5%). Nine Pac-12 schools made the Top 100, led by Stanford (No. 2) and California (No. 3); Harvard came in at No. 1 with M.I.T. (No. 4) and the University of Cambridge (U.K., No. 5) rounding out the top five. UCLA (No. 12), Washington (No. 16), Colorado (No. 33, the 25th U.S. school), Southern California (No. 47), Arizona (No. 78), Arizona State (No. 79) and Utah (No. 85) completing the Pac-12 listing.

99 IS SO NICE

Colorado scored for the seventh time in its history on a 99-yard drive to close out the scoring in the 2015 Arizona State game. **TB Christian Powell** started it with a 42-yard burst from the CU 1, and a Sefo Liufau-to-Nelson Spruce touchdown pass covering 31 yards ended the seven play march over a gassed ASU defense. CU covered the 99 yards in the third fewest plays of the seven, and it was just the second to occur in Boulder:

99—vs. Northwestern at Evanston, Sept. 29, 1951 (6 plays)

99—vs. Miami, Fla., at Miami, Oct. 13, 1961 (21 plays)

99—vs. Iowa State in Boulder, Oct. 29, 1988 (8 plays)

99—vs. Oklahoma at Norman, Oct. 19, 1991 (8 plays)

99—vs. Oklahoma at Norman, Oct. 19, 1991 (14 plays)

99—vs. Oklahoma State at Stillwater, Oct. 27, 2001 (5 plays)

99—vs. Arizona State in Boulder, Sept. 13, 2014 (7 plays)



AROUND THE NATION

Colorado has traditionally stocked its rosters primarily with players from three states: Colorado, California and Texas (77.8 percent of the entire roster—active and inactive—as of August 26: 91 of 117 players). The roll call of state producers for the Buffaloes: California **41**, Colorado **33**, Texas **17**, Georgia **4**, Florida **3**, Arizona **2**, Hawai'i **2**, Louisiana **2**, Washington **2**, Arkansas **1**, Illinois **1**, Mississippi **1**, New Jersey **1**, Oklahoma **1**, Oregon **1**, South Carolina **1**, Virginia **1**, Wisconsin **1**. That's **18** states total along with **AUSTRALIA (1)** and **FINLAND (1)** that has produced the make-up of this year's team.

➔ **AROUND THE WORLD:** Six Buffaloes were born outside of the United States: **WR Daniel Arias** (Santa Domingo, D.R.), **DL Mo Bandi** (India), **ILB Nate Landman** (Zimbabwe), **DE Chris Mulumba** (Finland), **PK James Stefanou** (Australia) and **OLB Alex Tchangan** (Cameroon).

THE BUFFS IN NFL STADIUMS

The Buffaloes have played 23 games to date in seven current NFL venues, owning a record of **13-10** (9-5 in Denver, 1-0 in Foxborough, 1-0 in San Diego, 1-0 in Seattle, 1-2 in Houston, 0-1 in Jacksonville, 0-1 in Kansas City and 0-1 in Santa Clara). All-time, the Buffs are **19-21-1** playing games in stadiums that simultaneously hosted NFL teams (11-6 in Denver, 1-0 in Foxborough, 1-0 in Irving, 1-0 in San Diego, 1-0 in Seattle, 2-3 in Houston, 1-2 in Miami 1-2 in Tempe, 0-2-1 in Anaheim, 0-1 in Jacksonville, 0-1 in Kansas City, 0-1 in Santa Clara and 0-3 in Los Angeles).

10 (NOT BO DEREK)

With 10 wins in 2016, the Buffaloes had their most victories since finishing 10-3 in 2001. It was the eighth time that the Buffaloes have won 10 or games in a season, joining six previous teams under four different coaches: under Eddie Crowder in **1971 (10-2)**; under Bill McCartney in **1989 (11-1)**, **1990 (11-1-1)** and **1994 (11-1)**; under Rick Neuheisel in **1995 (10-2)** and **1996 (10-2)**; under Gary Barnett in **2001 (10-3)** and now under **Mike MacIntyre** in 2016 (10-4). Colorado has also won at least nine games 14 times in its history.

➔ CU won six straight conference games in 2016 within the same season for the first time since opening 7-0 in the Big 12 in 1996. In the 1961, 1989 and 1990 seasons, CU also finished 7-0 on its way to Big 8 titles those years. The eight Pac-12 wins in '16 were the most CU has ever won in a conference season.

TOUCHDOWNS ON FIRST CAREER TOUCH

There are now three players on the current CU roster that scored a touchdown on their first career touch (two on offense). **Jay MacIntyre** did it a redshirt frosh against Nicholls State in 2015, and in 2016 against Idaho State, **Kabion Ento** accomplished the feat. Fast-forward to 2017, as WR Laviska Shenault joined the club when he picked up a fumble on punt return duty and raced 55 yards for a score, and in the process became the 15th known player to do so in CU history. Not including those players whose first career interception were returned for scores (see page 28), here's a list of known players in CU history that scored a TD the first time they touched the football:

Player	Date	Opponent	Score	How
Lamar Meyer	Sept. 18, 1954	DRAKE	W 61-0	26 pass from Frank Bernardi
Gerry Leahy	Sept. 25, 1954	COLORADO ST.	W 46-0	8 pass from Homer Scott
Leon Mavity	Sept. 30, 1961	OKLAHOMA ST.	W 24-0	60 yard punt return
Chuck Morris	Nov. 25, 1961	IOWA STATE	W 34-0	12 pass from Pat Young
Roger Wissmiller	Oct. 20, 1962	at Iowa State	L 19-57	2 pass from Frank Cesarek
Larry Ferguson	Sept. 15, 1973	at Louisiana State	L 6-17	37 yard run
Mike Kerin	Sept. 27, 1975	WICHITA STATE	W 52-0	32 yard pass from Jeff Austin
Craig Keenan	Sept. 25, 1982	WYOMING	L 10-24	1 yard run

Player	Date	Opponent	Score	How
James Kidd	Sept. 11, 1993	BAYLOR	W 45-21	25 yard pass from Vance Joseph
Jeremy Bloom	Aug. 31, 2002	Colorado State	L 14-19	75 yard punt return
DaVaughn Thornton	Nov. 6, 2010	at Kansas	L 45-52	12 yard pass from Cody Hawkins
Scott Fernandez	Nov. 10, 2012	at Arizona	L 31-56	71 yard pass from Connor Wood
Jay MacIntyre	Sept. 26, 2015	NICHOLLS STATE	W 48-0	38 yard pass from Sefo Liufau
Kabion Ento	Sept. 10, 2016	IDAHO STATE	W 56-7	69 yard pass from Steven Montez
Laviska Shenault	Sept. 9, 2017	TEXAS STATE	W 37-3	55 yard punt return

SOUTH PARK RALPHIE INTRO

Most know that the creators of Comedy Central's popular *South Park* are University of Colorado alums: **Trey Parker**, **Matt Stone** and animator **Eric Stough**. Trey voices **Eric Cartman**; he teamed with Eric this summer to create a short (roughly 20 seconds) vignette that debuted during the countdown to kickoff prior to the 2014 Arizona State game. It's been a hit since, especially among the CU student section. Cartman is seen in his usual garb and he introduced Ralphie before the real buffalo led the Buffs on the field.



BUFFS ON ESPN'S GAMEDAY

Colorado has hosted ESPN's College GameDay three times (Sept. 23, 1995 vs. Texas A&M, Oct. 28, 1995 vs. Nebraska, Sept. 14, 1996 vs. Michigan); the Buffs have been the visiting team on three occasions as well (Oct. 29, 1994 at Nebraska, Sept. 30, 1995 at Oklahoma, Sept. 13, 1997 at Michigan).

BUFFS BACK ON TV IN DENVER

CU had been without a weekly television presence in Denver since the 2011-12 athletic year: but in 2016 the Buffs returned to the local airways and for the third straight year, CU Athletics is partnering with **Altitude Sports** in Denver.

The Buffalo Stampede returned with its new home on Altitude (Comcast Ch. 25/725 HD). The show initially airs on Wednesday nights at 11:00 p.m., with several replays over the following two days. It also is picked up by Pac-12 Mountain and repeats a few times weekly as well.

It will again run through the men's and women's basketball seasons.

**NOTABLE PERFORMANCES: THE LAST TIME****INDIVIDUAL**

Kickoff Return For A Touchdown	Colorado: Nelson Spruce vs. Cal in Boulder, Nov. 16, 2013 (onside, 46 yards; otherwise: M. Mosley vs. Utah, Nov. 23, 2012, 100 yds)
	Opponent: Reggie Dunn, Utah in Boulder, Nov. 23, 2012 (100 yards).
Punt Return For A Touchdown	Colorado: Laviska Shenault vs. Texas State in Boulder, Sept. 9, 2017 (55 yards; on a fumble return).
	Opponent: Boobie Hobbs, Utah in Boulder, Nov. 26, 2016 (55 yards).
Interception Return For A Touchdown	Colorado: Rick Gamboa vs. Oregon State in Boulder, Oct. 1, 2016 (20 yards).
	Opponent: Ajene Harris, Southern California in Boulder, Nov. 11, 2017 (34 yards).
Fumble Return/Recovery For A Touchdown	Colorado: Kenneth Olugbode vs. Utah in Boulder, Nov. 26, 2016 (10 yards).
	Opponent: Tra'Mayne Bondurant, Arizona at Tucson, Nov. 8, 2014 (22 yards).
Blocked Punt Return For A Touchdown	Colorado: Lawrence Vickers vs. Washington State at Seattle, Sept. 11, 2004 (0 yards).
	Opponent: Grant Perry, Michigan at Ann Arbor, Sept. 17, 2016 (6 yards).
Blocked Field Goal Return For A Touchdown	Colorado: Has not occurred.
	Opponent: Max Bergen, Stanford at Palo Alto, Oct. 8, 2011 (75 yards; first-ever against Colorado)
Blocked Punt	Colorado: Nate Landman vs. Southern California in Boulder, Nov. 11, 2017.
	Opponent: Khavlan Thomas, Arizona State at Tempe, Nov. 4, 2017.
Blocked PAT Kick	Colorado: Nate Bonsu vs. Arizona State in Boulder, Oct. 11, 2012.
	Opponent: Shemar Smith, Oregon State in Boulder, Oct. 1, 2016 (<i>kicker: Chris Graham</i>)
Blocked Field Goal	Colorado: Chidobe Awuzie vs. UCLA in Boulder, Nov. 3, 2016.
	Opponent: Austin Jackson, Southern California in Boulder, Nov. 11, 2017 (second of two in the game; other by Brandon Pill)
Offensive Lineman To Score A Touchdown	Colorado: Alex Kelley vs. Colorado State in Denver, Sept. 2, 2016 (recovered fumble in end zone).
	Opponent: Has not occurred.
Defensive Two-Point Conversion	Colorado: Greg Biekert vs. Nebraska in Boulder, Nov. 2, 1991.
	Opponent: Has not occurred.
300 Yards Total Offense	Colorado: 416, Steven Montez vs. Southern California in Boulder, Nov. 11, 2017 (<i>376 pass, 40 rush</i>).
	Opponent: 360, Sam Darnold, Southern California in Boulder, Nov. 11, 2017 (<i>329 rush, 31 pass</i>).
400 Yards Total Offense	Colorado: 416, Steven Montez vs. Southern California in Boulder, Nov. 11, 2017 (<i>376 pass, 40 rush</i>).
	Opponent: 481, Khalil Tate, Arizona in Boulder, Oct. 7, 2017 (<i>327 rush, 154 pass</i>).
100 Yards Rushing	Colorado: 161, Phillip Lindsay vs. California in Boulder, Oct. 28, 2017 (<i>33 attempts</i>).
	Opponent: 196, Zack Moss, Utah at Salt Lake City, Nov. 25, 2017 (<i>26 attempts</i>).
200 Yards Rushing	Colorado: 281, Phillip Lindsay vs. Arizona in Boulder, Oct. 7, 2017 (<i>41 attempts</i>).
	Opponent: 327, Khalil Tate, Arizona in Boulder, Oct. 7, 2017 (<i>14 attempts</i>).
300 Yards Rushing	Colorado: 309, Chris Brown vs. Kansas at Lawrence, Oct. 12, 2002.
	Opponent: 327, Khalil Tate, Arizona in Boulder, Oct. 7, 2017 (<i>14 carries</i>).
Three Touchdowns Rushing	Colorado: 3, Phillip Lindsay vs. Arizona in Boulder, Oct. 7, 2017.
	Opponent: 3, Ryan Nall, Oregon State at Corvallis, Oct. 14, 2017.
Four Touchdowns Rushing	Colorado: 4, Michael Adkins II vs. Charleston Southern in Boulder, Oct. 19, 2013.
	Opponent: 4, Khalil Tate, Arizona in Boulder, Oct. 7, 2017.
Two 100-Yard Rushers	Colorado: Phillip Lindsay (31-144) and Sefo Liufau (23-108) vs. Washington State in Boulder, Nov. 19, 2016.
	Opponent: Miles Gaskin (29-159) and Lavon Coleman (18-101), Washington at Santa Clara (Pac-12 Championship), Dec. 2, 2016.
Three 100-Yard Rushers	Colorado: Jon Keyworth (18-124), Paul Arendt (23-116) and Ward Walsh (15-101), vs. Air Force at USAFA, Nov. 21, 1970.
	Opponent: David Overstreet (18-258), Darrell Shepard (3-151) and George Rhymes (9-110), Oklahoma in Boulder, Oct. 4, 1980.
300 Yards Passing	Colorado: 376, Steven Montez vs. Southern California in Boulder, Nov. 11, 2017.
	Opponent: 329, Sam Darnold, Southern California in Boulder, Nov. 11, 2017.
400 Yards Passing	Colorado: 455, Sefo Liufau vs. California at Berkeley, Sept. 27, 2014 (<i>46-of-67</i>).
	Opponent: 458, Jared Goff, California at Berkeley, Sept. 27, 2014 (<i>24-of-42</i>).
Three Touchdowns Passing	Colorado: 3, Steven Montez vs. California in Boulder, Oct. 28, 2017.
	Opponent: 3, Ross Bowers, California in Boulder, Oct. 28, 2017.
Four Touchdowns Passing	Colorado: 4, Steven Montez vs. Northern Colorado in Boulder, Sept. 16, 2017.
	Opponent: 5, Mike Bercovici, Arizona State at Tempe, Oct. 10, 2015.
Five Touchdowns Passing	Colorado: 7, Sefo Liufau vs. California at Berkeley, Sept. 27, 2014 (school record).
	Opponent: 5, Mike Bercovici, Arizona State at Tempe, Oct. 10, 2015.
Three Interceptions Thrown	Colorado: 3, Steven Montez vs. Washington in Boulder, Sept. 23, 2017.
	Opponent: 3, Ryan Burns, Stanford at Palo Alto, Oct. 22, 2016.
Four Interceptions Thrown	Colorado: 4, Nick Hirschman vs. Utah in Boulder, Nov. 23, 2012.
	Opponent: 4, Graham Harrell, Texas Tech at Lubbock, Oct. 27, 2007.
10 Receptions	Colorado: 10, Bryce Bobo vs. Southern California in Boulder, Nov. 11, 2017 (<i>113 yards</i>).
	Opponent: 11, Gabe Marks, Washington State at Pullman, Nov. 21, 2015 (<i>110 yards</i>).
100 Yards Receiving	Colorado: Juwann Winfree (5-163) and Bryce Bobo (10-113) vs. Southern California in Boulder, Nov. 11, 2017.
	Opponent: 111, Jordan Veasy & 108, Kanawai Noa, California in Boulder, Oct. 28, 2017 (<i>both 7 receptions</i>).
200 Yards Receiving	Colorado: 209, Paul Richardson vs. Central Arkansas in Boulder, Sept. 7, 2013 (<i>11 receptions</i>).
	Opponent: 208, Ryan Broyles, Oklahoma at Norman, Oct. 30, 2010 (<i>9 receptions</i>).
Two Touchdowns Receiving	Colorado: 2, Juwann Winfree vs. Southern California in Boulder, Nov. 11, 2017.
	Opponent: 2, Kanawai Noa, California in Boulder, Oct. 28, 2017.
Three Touchdowns Receiving	Colorado: 3, Shay Fields vs. Oregon State in Boulder, Oct. 1, 2016.
	Opponent: 3, Nelson Agholor, Southern California at Los Angeles, Oct. 18, 2014.
Two 100-Yard Receivers	Colorado: Juwann Winfree (5-163) and Bryce Bobo (10-113) vs. Southern California in Boulder, Nov. 11, 2017.
	Opponent: Jordan Veasy (7-111) and Kanawai Noa (7-108), California in Boulder, Oct. 28, 2017.
100-Yard Rusher & Receiver	Colorado: Phillip Lindsay (28-185) rushing and Bryce Bobo (9-126) receiving vs. Oregon State at Corvallis, Oct. 14, 2017.
	Opponent: Justice Hill (19-100 rushing) & James Washington (9-171 receiving), Oklahoma State in San Antonio, Dec. 29, 2016.
100-Yard Rusher & Receiver (same player)	Colorado: Cortlen Johnson (27-172 rushing; 6-105 receiving), vs. Iowa State at Ames, Nov. 10, 2001.
	Opponent: Has not occurred.

**The Last Time, continued...**

Four Touchdowns In A Game	Colorado:	4, Michael Adkins II vs. Charleston Southern in Boulder, Oct. 19, 2013 (<i>4 rushing</i>).
	Opponent:	4, Khalil Tate, Arizona in Boulder, Oct. 7, 2017 (<i>4 rushing</i>).
Four Field Goals In A Game	Colorado:	4, Will Oliver vs. Colorado State in Denver, Sept. 1, 2013.
	Opponent:	4, Jordan Choukair, Oregon State at Corvallis, Oct. 14, 2017.
50-Yard Field Goal	Colorado:	53, James Stefanou vs. Arizona State at Tempe, Nov. 4, 2017.
	Opponent:	59, Zane Gonzalez, Arizona State in Boulder, Oct. 15, 2016 (<i>made three: from 51, 50 and 59</i>).
Two Interceptions In A Game	Colorado:	2, Tedric Thompson vs. Utah in Boulder, Nov. 26, 2016.
	Opponent:	Ajene Harris, Southern California in Boulder, Nov. 11, 2017.
Three Interceptions In A Game	Colorado:	3, Terrence Wheatley vs. Texas Tech at Lubbock, Oct. 27, 2007.
	Opponent:	3, Philip Thomas, Fresno State at Fresno, Sept. 15, 2012.
Four Interceptions In A Game	Colorado:	Has not occurred.
	Opponent:	4, Frank Nelson, Utah at Salt Lake City, Nov. 2, 1946.
Three Quarterback Sacks In A Game	Colorado:	3 (for 15 yards), Leo Jackson vs. Texas State in Boulder, Sept. 9, 2017 (Josh Hartigan vs. K-State in Boulder, 11/20/10)
	Opponent:	4 (for 31 yards), Vilas Fauonuku, Utah at Salt Lake City, Nov. 28, 2015.
Four Quarterback Sacks In A Game	Colorado:	4½ (for 46), Ron Woolfork vs. Iowa in Boulder, Sept. 26, 1992.
	Opponent:	4 (for 31 yards), Vilas Fauonuku, Utah at Salt Lake City, Nov. 28, 2015.

TEAM

Shut Out (Defensive)	Colorado:	Game: 48-0, vs. Nicholls State in Boulder, Sept. 26, 2015. Through 3rd Qtr: 37-0, vs. Colorado State in Denver, Sept. 2, 2016. At Half: 14-0, vs. Texas State in Boulder, Sept. 9, 2017.
	Opponent:	Game: 0-28, by Washington State at Pullman, Oct. 21, 2017. Through 3rd Qtr: 0-21, by Washington State at Pullman, Oct. 21, 2017. At Half: 0-28, by Utah at Salt Lake City, Nov. 25, 2017.
Safety	Colorado:	vs. Oregon in Boulder, Oct. 22, 2011 (Terrel Smith tackled Cliff Harris in end zone).
	Opponent:	by Stanford at Palo Alto, Oct. 22, 2016 (Sefo Liufau ran out of back of end zone).
Held To No Offensive Touchdowns	Colorado:	by Washington State at Pullman, Oct. 21, 2017.
	Opponent:	Texas State in Boulder, Sept. 9, 2017; Colorado State in Denver, Sept. 1, 2017; Stanford at Palo Alto, Oct. 22, 2016.
30 First Downs In A Game	Colorado:	30, vs. Northern Colorado in Boulder, Sept. 16, 2017.
	Opponent:	30, by Oregon State at Corvallis, Oct. 14, 2017.
Held Under 10 First Downs	Colorado:	9, by Washington at Santa Clara, Pac-12 Championship Game, Dec. 2, 2016.
	Opponent:	7, vs. Arizona State in Boulder, Oct. 15, 2016.
500 Yards Total Offense In A Game	Colorado:	553, vs. California in Boulder, Oct. 28, 2017 (200 rush, 353 pass).
	Opponent:	522, Southern California in Boulder, Nov. 11, 2017 (193 rush, 329 pass).
600 Yards Total Offense In A Game	Colorado:	603, vs. Washington State in Boulder, Nov. 19, 2016 (258 rush, 345 pass).
	Opponent:	616, by Arizona in Boulder, Oct. 17, 2015 (291 rush, 325 pass).
Held Under 200 Yards Total Offense In A Game	Colorado:	174, by Washington State at Pullman, Oct. 21, 2017 (80 rush, 94 pass).
	Opponent:	199, Arizona State in Boulder, Oct. 15, 2016 (50 rush, 149 pass).
Held Under 100 Yards Total Offense In A Game	Colorado:	76, by Stanford in Boulder, Nov. 3, 2012 (-21 rush, 97 pass).
	Opponent:	96, Idaho State in Boulder, Sept. 10, 2016 (29 rush, 67 pass).
300 Yards Rushing In A Game	Colorado:	300, vs. Arizona in Boulder, Oct. 7, 2017.
	Opponent:	310, by Utah at Salt Lake City, Nov. 25, 2017.
400 Yards Rushing In A Game	Colorado:	427, vs. Kansas at Lawrence, Oct. 12, 2002.
	Opponent:	413, by Arizona in Boulder, Oct. 7, 2017.
500 Yards Rushing In A Game	Colorado:	502, vs. Missouri in Boulder, Nov. 11, 2000.
	Opponent:	516, by Missouri at Columbia, Oct. 6, 1984.
Held Under 100 Yards Rushing In A Game	Colorado:	80, by Washington State at Pullman, Oct. 21, 2017 (<i>40 attempts</i>).
	Opponent:	61, vs. California in Boulder, Oct. 28, 2017 (<i>25 attempts</i>).
400 Yards Passing In A Game	Colorado:	401, vs. Arizona State at Tempe, Oct. 10, 2015.
	Opponent:	458, by California at Berkeley, Sept. 27, 2014.
500 Yards Passing In A Game	Colorado:	533, vs. NE Louisiana in Boulder, Sept. 16, 1995.
	Opponent:	523, by Fresno State at Honolulu, Dec. 25, 1993 (<i>Aloha Bowl</i> ; only time ever vs. Colorado)
Held Under 100 Yards Passing In A Game	Colorado:	94, by Washington State at Pullman, Oct. 21, 2017.
	Opponent:	67, vs. Idaho State in Boulder, Sept. 10, 2016.
Averaged Over Eight Yards Per Play	Colorado:	8.00, vs. Charleston Southern in Boulder, Oct. 19, 2013 (52-416).
	Opponent:	10.13, by Arizona in Boulder, Oct. 7, 2017 (56-567).
Held Under Three Yards Per Play	Colorado:	2.35, by Washington State at Pullman, Oct. 21, 2017 (74-174).
	Opponent:	1.75, vs. Idaho State in Boulder, Sept. 26, 2015 (55-96).
Four Interception Game	Colorado:	4, vs. Texas Tech at Lubbock, Oct. 27, 2007.
	Opponent:	4, by Utah in Boulder, Nov. 23, 2012.
Five Interception Game	Colorado:	5, vs. Texas Tech at Lubbock, Nov. 1, 2003.
	Opponent:	5, by Oklahoma in Boulder, Oct. 17, 1992.
Six Quarterback Sacks	Colorado:	6 (for 27 yards), vs. Texas State in Boulder, Sept. 9, 2017.
	Opponent:	6 (for 54 yards), by Utah at Salt Lake City, Nov. 28, 2016.
Forced Six (Five) Lost Opponent Fumbles	Colorado:	6, vs. Kansas State in Boulder, Oct. 22, 1983 (5 vs. Nebraska in Boulder, Nov. 26, 1999)
	Opponent:	6, by Nebraska at Lincoln, Oct. 25, 1975 (5 by Oklahoma State at Stillwater, Nov. 8, 1980).
Forty-Minute Time of Possession Game	Colorado:	41:05, vs. UCLA at Pasadena, Oct. 31, 2015.
	Opponent:	42:20, by Missouri in Boulder, Nov. 1, 1997.
Turnover-Free Game	Colorado:	vs. Oregon State at Corvallis, Oct. 14, 2017.
	Opponent:	by Utah at Salt Lake City, Nov. 25, 2017.
Did Not Punt	Colorado:	vs. Iowa State in Boulder, Nov. 19, 1994.
	Opponent:	by Washington at Seattle, Nov. 9, 2013 (just second time since 1983; Baylor in 2010).
Recovered Own Onside Kick	Colorado:	vs. Oregon at Eugene, Nov. 22, 2014 (Nelson Spruce); 0-of-last-5.
	Opponent:	by California in Boulder, Nov. 16, 2013 (0-of-last-4).



CAREER SINGLE GAME BESTS

(for those who have regularly appeared in games)

DELRIK ABRAMS, CB

Total Tackles— N/A
Solo Tackles— N/A
Interceptions— N/A
Pass Deflections— N/A

ISRAEL ANTWINE, DL

Total Tackles— N/A
Solo Tackles— N/A
QB Sacks— N/A
Third Down Stops— N/A

DANIEL ARIAS, WR

Receptions— N/A
Receiving Yards— N/A
Long Reception— N/A
Receiving TDs— N/A

BEAU BISHARAT, TB

Rushing Attempts— 8, twice (last: vs. Arizona, 10/07/17)
Rushing Yards— 32, vs. Arizona, 10/07/17
Long Run— 11, vs. California, 10/28/17
Rushing TDs— N/A

MEHKI BLACKMON, CB

Total Tackles— N/A
Solo Tackles— N/A
Pass Deflections— N/A

RONNIE BLACKMON, CB

Total Tackles— 1, vs. Northern Colorado, 9/16/17
Solo Tackles— 1, vs. Northern Colorado, 9/16/17
Interceptions— N/A
Pass Deflections— N/A

CHRIS BOUNDS, TE

Receptions— 2, twice (last: at Arizona State, 11/04/17)
Receiving Yards— 41, vs. Arizona, 10/7/17
Long Reception— 39 vs. Arizona, 10/7/17 (TD)
Receiving TDs— 2, vs. Arizona, 10/7/17

TONY BROWN, WR

Receptions— N/A
Receiving Yards— N/A
Long Reception— N/A
Receiving TDs— N/A

JACOB CALLIER, OLB

Total Tackles— 2, vs. Texas State, 9/09/17
Solo Tackles— 1, 4 times (last: at Washington St., 10/21/17)
QB Sacks— 1, vs. Colorado State, 9/01/17
Third Down Stops— 2, vs. Colorado State, 9/01/17

JAVIER EDWARDS, DT

Total Tackles— 5, vs. Northern Colorado, 9/16/17
Solo Tackles— 4, vs. Texas State, 9/09/17
QB Sacks— 1, at UCLA, 9/30/17
Third Down Stops— 1, at Utah, 11/25/17

KABION ENTO, WR

Receptions— 2, thrice (last: vs. Utah, 11/26/16)
Receiving Yards— 88, vs. Idaho State, 9/10/16
Long Reception— 69, Idaho State, 9/10/16 (TD)
Receiving TDs— 2, Idaho State, 9/10/16

KYLE EVANS, TB

Rushing Attempts— 15, thrice (last: vs. Oregon St., 10/1/16)
Rushing Yards— 61, at Oregon, 9/24/16
Long Run— 20, vs. Colorado State in Denver, 9/2/16
Rushing TDs— 1, 4 times (last: vs. Arizona State, 10/15/16)

NU'UMOTU FALO, Jr., OLB

Total Tackles— 4, twice (last: vs. Arizona, 10/17/15)
Solo Tackles— 4, vs. Arizona, 10/17/15
QB Sacks— 1, at Arizona, 11/12/16
Third Down Stops— 1, five times (last: vs. Utah, 11/26/16)
Pass Deflections— 2, vs. UCLA, 11/3/16

NICK FISHER, S

Total Tackles— 6, vs. Washington State, 11/19/16
Solo Tackles— 4, vs. Washington State, 11/19/16
Pass Deflections— 2, at Oregon State, 10/14/17
Interceptions— 1, vs. California, 10/28/17 (TD)

JASE FRANKE, DT

Total Tackles— 5, thrice (last: vs. Washington, 9/23/17)
Solo Tackles— 4, twice (last: vs. California, 10/28/17)
QB Sacks— 1, twice (last: vs. California, 10/28/17)
Third Down Stops— 1, twice (last: vs. California, 10/28/17)

RICK GAMBOA, ILB

Total Tackles— 17, at Arizona State, 11/04/17
Solo Tackles— 10, at Washington State, 11/21/15
QB Sacks— 1, at Hawai'i, 9/03/15
Third Down Stops— 2, twice (last: at Arizona St., 11/04/17)
Interceptions— 1, vs. Oregon State, 10/1/16 (TD)

AKIL JONES, ILB

Total Tackles— 3, vs. Texas State, 9/09/17
Solo Tackles— 1, vs. Texas State, 9/09/17
Third Down Stops— 1, vs. Texas State, 9/09/17
ALEX KINNEY, P
Punts— 10, at Washington State, 10/21/17
Average (min. 5 punts)— 51.2, at Arizona State, 11/04/17 (5)
Long Punt— 70, vs. Texas State, 9/09/17
50-Plus— 3, at Utah, 11/25/17
Inside-the-20— 5, at Washington State, 10/21/17

NATE LANDMAN, ILB

Total Tackles— 8, at Utah, 11/25/17
Solo Tackles— 6, at Utah, 11/25/17
QB Sacks— N/A
Pass Deflections— 2, at Utah, 11/25/17

DONOVAN LEE, WR

Receptions— 7, at UCLA, 10/31/15
Receiving Yards— 39, at Washington State, 11/21/15
Long Reception— 17, at Oregon State, 10/24/15
Receiving TDs— 1, at Oregon, 11/22/14
Rushing Yards— 103, vs. Nicholls State, 9/26/15
Long Run— 59, vs. Nicholls State, 9/26/15 (TD)

DREW LEWIS, ILB

Total Tackles— 15, at Oregon State, 10/14/17
Solo Tackles— 9, at Utah, 11/25/17
Third Down Stops— 2, vs. Northern Colorado, 9/16/17
QB Sacks— 1, thrice (last: at Utah, 11/25/17)

JAY MacINTYRE, WR

Receptions— 7, vs. Washington State, 11/19/16
Receiving Yards— 90, vs. Washington State, 11/19/16
Long Reception— 40, at Arizona, 11/12/16 (TD)
Receiving TDs— 1, five times (last: vs. vs. Cal, 10/28/17)

TRAVON McMILLIAN, TB

Rushing Attempts [33]— N/A
Rushing Yards [146]— N/A
Long Run [69]— N/A
Rushing TDs [2]— N/A
Receptions [3]— N/A
Receiving Yards [70]— N/A
Long Reception [70]— N/A
[#]—his highs at Virginia Tech.

CHRIS MILLER, CB

Total Tackles— N/A
Solo Tackles— N/A
Interceptions— N/A
Pass Deflections— N/A

STEVEN MONTEZ, QB

Pass Attempts— 49, vs. Southern California, 11/11/17
Pass Completions— 29, vs. Northern Colorado, 9/16/17
Passing Yards— 376, vs. Southern California, 11/11/17
TD Passes— 4, vs. Northern Colorado, 9/16/17
Long Pass— 79, vs. Southern California, 11/11/17 (TD)
Interceptions— 3, vs. Washington, 9/23/17
Rating (min 10 att.)— 227.1, vs. California, 10/28/17

CHRIS MULUMBA, DE

Total Tackles— 5, twice (last: vs. Southern Cal, 11/11/17)
Solo Tackles— 5, vs. Southern California, 11/11/17
QB Sacks— ½, at Washington State, 10/21/17
Third Down Stops— 1, twice (last: at Wash. St., 10/21/17)

K.D. NIXON, WR

Receptions— 1, twice (last: at Arizona State, 11/04/17)
Receiving Yards— 12, at Arizona State, 11/04/17
Long Reception— 12, at Arizona State, 11/04/17
Receiving TDs— N/A

SAM NOYER, QB

Pass Attempts— 18 at Washington State, 10/21/17
Pass Completions— 7, at Washington State, 10/21/17
Passing Yards— 53, at Washington State, 10/21/17
TD Passes— N/A
Long Pass— 18, vs. Texas State, 9/09/17
Interceptions— N/A
Rating (min 10 att.)— 63.6, at Washington State, 10/21/17
Rushing Yards— 1, at Washington State, 10/21/17

DAVIS PRICE, PK

Field Goals Made— 2, vs. Oregon State, 10/01/16
Field Goals Attempted— 2, vs. Oregon State, 10/01/16
Long Field Goal— 54, vs. Oregon State, 10/01/16
PAT Made— 7, at Arizona, 11/12/16

LAVISKA SHENAU, WR

Receptions— 1, five times (last: at Utah, 11/25/17)
Receiving Yards— 58, vs. California, 10/28/17
Long Reception— 58, vs. California, 10/28/17
Receiving TDs— N/A

DIMITRI STANLEY, WR

Receptions— N/A
Receiving Yards— N/A
Long Reception— N/A
Receiving TDs— N/A

JAMES STEFANOU, PK

Field Goals Made— 3, 4 times (last: at Arizona St., 11/04/17)
Field Goals Attempted— 3, 5 times (last: at USC, 11/11/17)
Long Field Goal— 53, at Arizona State, 11/04/17
PAT Made— 6, vs. Arizona, 10/07/17
PAT Attempts— 6, vs. Arizona, 10/07/17
Points— 14, vs. California, 10/28/17

DAVION TAYLOR, OLB

Total Tackles— N/A
Solo Tackles— N/A
QB Sacks— N/A
Third Down Stops— N/A

TREY UDOFFIA, CB

Total Tackles— 9, vs. California, 10/28/17
Solo Tackles— 9, vs. California, 10/28/17
Interceptions— 1, vs. Colorado State, 9/01/17
Pass Deflections— 3, at Washington State, 10/21/17

JONATHAN VAN DIEST, ILB

Total Tackles— N/A
Solo Tackles— N/A
QB Sacks— N/A
Third Down Stops— N/A

CARSON WELLS, OLB

Total Tackles— N/A
Solo Tackles— N/A
QB Sacks— N/A
Third Down Stops— N/A

DANTE WIGLEY, CB

Total Tackles— 5, at Oregon State, 10/14/17
Solo Tackles— 4, twice (last: at Utah, 11/25/17)
Interceptions— N/A
Pass Deflections— 3, twice (last: vs. Southern Cal, 11/11/17)

JUWANN WINFREE, WR

Receptions— 5, twice (last: vs. Southern Cal, 11/11/17)
Receiving Yards— 163, vs. Southern California, 11/11/17
Long Reception— 79, vs. Southern California, 11/11/17 (TD)
Receiving TDs— 2, vs. Southern California, 11/11/17

EVAN WORTHINGTON, S/OLB

Total Tackles— 12, twice (last: at Utah, 11/25/17)
Solo Tackles— 12, at Oregon State, 10/14/17
Interceptions— 1, thrice (last: at Oregon State, 10/14/17)
Pass Deflections— 2, twice (last: at Oregon St., 10/14/17)

**PERSONNEL / DEPTH CHART**

A note about CU's depth: in-season, charts *reflect* change and generally do not announce it unless there are long-term injuries.

OFFENSE

(Multiple; 12 positions listed)

WIDE RECEIVER (X)

- 3 K.D. Nixon, 5-8, 185, Soph.* **OR**
 17 Kabion Ento, 6-3, 190, Sr.-5*
 5 Daniel Arias, 6-4, 200, Fr.
 83 Erik Lawson, 6-4, 205, Soph.

WIDE RECEIVER (Z)

- 9 Juwann Winfree, 6-3, 215, Sr.-5* **OR**
 2 Laviska Shenault, 6-2, 220, Soph.*
 18 Tony Brown, 6-1, 190, Jr.
 13 Maurice Bell, 6-0, 180, Fr-RS
 27 Dylan Thomas, 6-2, 185, Fr.

WIDE RECEIVER (H)

- 14 Jay MacIntyre, 5-10, 185, Sr.-5***
 15 Dimitri Stanley, 5-11, 170, Fr. **OR**
 1 Donovan Lee, 5-10, 190, Sr.-5***

WIDE RECEIVER (Y; when in four-wide set)

- 14 Jay MacIntyre, 5-10, 185, Sr.-5***
 6 Curtis Chiaverini, 6-1, 195, Fr.-RS

LEFT TACKLE

- 75 Josh Kaiser, 6-6, 300, Sr.-5***
 76 Frank Fillip, 6-7, 280, Fr.
 77 Hunter Vaughn, 6-7, 300, Soph.*

LEFT GUARD

- 55 Brett Tonz, 6-4, 295, Jr.**
 73 Jake Moretti, 6-4, 295, Fr.-RS
 74 Chance Lytle, 6-7, 315, Fr.-RS

CENTER

- 65 Colby Pursell, 6-4, 290, Fr.-RS
 55 Brett Tonz, 6-4, 295, Jr.** **OR**
 56 Tim Lynott, Jr., 6-3, 300, Jr.**
 79 Heston Paige, 6-5, 275, Fr.-RS

RIGHT GUARD

- 56 Tim Lynott, Jr., 6-3, 300, Jr.**
 58 Kary Kutsch, 6-4, 300, Soph.
 71 Jack Shutack, 6-6, 285, Jr.

RIGHT TACKLE

- 64 Aaron Haigler, 6-7, 295, Jr.**
 78 William Sherman, 6-4, 290, Fr.-RS
 71 Jack Shutack, 6-6, 285, Jr.

TIGHT END / H-BACK / FULLBACK (Y)

- 44 Chris Bounds, 6-4, 250, Jr.**
 38 Brady Russell, 6-3, 250, Fr.-RS
 88 Darrion Jones, 6-6, 250, Jr.

QUARTERBACK

- 12 Steven Montez, 6-5, 235, Jr.**
 4 Sam Noyer, 6-4, 220, Soph.* **OR**
 7 Tyler Lytle, 6-5, 225, Fr.-RS
 16 Blake Stenstrom, 6-4, 220, Fr.

TAILBACK

- 21 Kyle Evans, 5-7, 180, Sr.-5*** **OR**
 34 Travon McMillian, 6-0, 210, Sr.-5
 8 Alex Fontenot, 6-0, 195, Fr.-RS **OR**
 35 Beau Bisharat, 6-2, 225, Jr.**
 20 Deion Smith, 6-0, 180, Fr.

DEFENSE

(3-4 Base; 12 positions listed)

OUTSIDE LINEBACKER

- 44 Jacob Callier, 6-2, 240, Soph.*
 42 Nu'umotu Falo, Jr., 6-2, 240, Jr.**
 47 Nick Edridge, 6-3, 215, Fr.-RS

LEFT DEFENSIVE END

- 95 Israel Antwine, 6-4, 315, Fr.
 56 Jase Franke, 6-3, 280, Sr.-5***
 90 Terriek Roberts, 6-6, 270, Soph.*

NOSE TACKLE

- 33 Javier Edwards, 6-3, 335, Sr.*
 72 Lyle Tuiloma, 6-3, 310, Jr.**
 97 Mo Bandi, 6-5, 270, Sr.
 98 Nico Magri, 6-3, 275, Fr.-RS

RIGHT DEFENSIVE END

- 34 Mustafa Johnson, 6-2, 290, Soph.
 16 Chris Mulumba, 6-4, 285, Sr. **OR**
 54 Terrance Lang, 6-7, 275, Fr.-RS

INSIDE LINEBACKER

- 53 Nate Landman, 6-3, 220, Soph.*
 31 Jonathan Van Diest, 6-1, 230, Fr.-RS

INSIDE LINEBACKER

- 32 Rick Gamboa, 6-0, 230, Sr.-5**
 36 Akil Jones, 6-0, 230, Soph.*
 46 Chase Newman, 6-2, 215, Fr.-RS

OUTSIDE LINEBACKER

- 20 Drew Lewis, 6-2, 225, Sr.-5**
 26 Carson Wells, 6-4, 245, Fr.-RS
 10 Alex Tchangam, 6-3, 250, Jr.

BUFF BACK (S/OLB HYBRID)

- 5 Davion Taylor, 6-2, 220, Jr.
 21 Kyle Trego, 6-0, 195, Sr.**
 28 Daniel Talley, 6-2, 215, Sr.-5**

LEFT CORNERBACK

- 8 Trey Udoffia, 6-0, 185, Soph.* **OR**
 4 Dante Wigley, 6-1, 195, Jr.*
 2 Ronnie Blackmon, 5-10, 180, Soph.*

FREE SAFETY

- 7 Nick Fisher, 6-0, 190, Sr.**
 21 Kyle Trego, 6-0, 195, Sr.**
 9 Aaron Maddox, 6-1, 190, Soph.
 23 Isaiah Lewis, 6-0, 200, Fr.-RS

STRONG SAFETY

- 6 Evan Worthington, 6-2, 210, Sr.-5***
 3 Derrion Rakestraw, 6-2, 190, Soph.*
 12 Hasaan Hypolite, 5-11, 200, Fr.

RIGHT CORNERBACK

- 1 Delrick Abrams, Jr., 6-3, 185, Jr.
 14 Chris Miller, 6-0, 190, Fr.-RS **OR**
 18 Mekhi Blackmon, 6-0, 160, Soph.

SPECIALISTS**PUNTER**

- 89 Alex Kinney, 6-1, 195, Sr.**
 49 Davis Price, 6-2, 195, Jr.**
 91 Seren Hughes-Ford, 6-2, 175, Fr.

PLACEKICKER / KICKOFF

- 48 James Stefanou, 6-1, 195, Soph.*
 49 Davis Price, 6-2, 195, Jr.** **(KO#1)**

PUNT RETURN

- 2 Ronnie Blackmon, 5-10, 180, Soph.*
 14 Jay MacIntyre, 5-10, 185, Sr.-5***

KICKOFF RETURN

- 3 K.D. Nixon, 5-8, 185, Soph.*
 2 Ronnie Blackmon, 5-10, 180, Soph.*
 21 Kyle Evans, 5-7, 180, Sr.-5***
 1 Donovan Lee, 5-10, 190, Sr.-5***

HOLDER

- 89 Alex Kinney, 6-1, 195, Sr.**
 17 Josh Goldin, 6-2, 175, Soph.

SNAPPER (Short & Long)

- 63 J.T. Bale, 6-2, 210, Jr.**
 53 Nate Landman, 6-3, 220, Soph.* **(SS #2)**
 38 Brady Russell, 6-3, 250, Fr.-RS **(LS #2)**

MULTIPLE COVERAGE UNITS

- 21 Kyle Trego, 6-0, 195, Sr.**
 28 Daniel Talley, 6-2, 215, Sr.-5**
 29 Uryan Hudson, 5-9, 155, Soph.*
 35 Beau Bisharat, 6-2, 225, Jr.**
 37 Lucas Cooper, 5-10, 175, Jr.**

INJURED / OTHER (• OUT FOR SEASON)

- 23 Jarek Broussard, TB, 5-9, 175, Fr. (*knee*)
 10 Jaylon Jackson, WR, 5-10, 180, Fr.-RS (*foot*)
 54 Kanan Ray, OL, 6-4, 280, Fr. (*knee*)
 68 Casey Roddick, OL, 6-4, 340, Fr. (*knee*)
 99 Jalen Sami, DL, 6-6, 320, Fr. (*knee*)
 85 • Jared Poplawski, 6-4, 240, Soph.* (*shoulder*)
 39 • Jaisen Sanchez, S, 6-1, 200, Sr.-5* (*shoulder*)
 45 Jacob Stoltenberg, LB, 6-0, 240, Soph. (*knee*)

(L)—throws or kicks left-handed/footed.

(N)—nickel back.

Seniors (20): Listing with a (-5) indicates fifth-year senior (14); the others (6) are fourth-year.

OR—indicates those listed are considered even (co-first/second/third team status);

ITALICS—Players listed in *italics* left a previous game with an injury; status is questionable.

(Heights and weights as of June 25, 2018)

*—denotes number of letters earned through 2017; *Injured players listed in italics (status questionable or doubtful—not out for an extended time; probables listed as normal).*

CAPTAINS:

- 17 Kabion Ento, WR 89 Alex Kinney, P
 7 Nick Fisher, S 14 Jay MacIntyre, WR
 32 Rick Gamboa, ILB 9 Juwann Winfree, WR
 64 Aaron Haigler, OT



COLORADO FOOTBALL / ALPHABETICAL ROSTER

(August 276)

No.	Player	Pos.	Ht.	Wt.	Class	Exp.	Hometown (High School/Previous College)	Status
1	ABRAMS, Delrick Jr.	CB	6- 3	185	Jr.	JC	Angie, La. (Varnado/Independence Community College)	S 3/2
95	ANTWINE, Israel	DE	6- 4	315	Fr.	HS	Oklahoma City, Okla. (Millwood)	S 5/4
5	ARIAS, Daniel	WR	6- 4	200	Fr.	HS	Mill Creek, Wash. (Henry M. Jackson)	S 5/4
84	BACA, Clayton	WR	6- 1	190	Fr.	HS	Fort Collins, Colo. (Rocky Mountain)	WO 5/4
63	BALE, J.T.	SN	6- 2	210	Jr.	2L	La Mirada, Calif. (La Mirada)	S 2/2
97	BANDI, Mo	DT	6- 5	270	Sr.	VR	Longmont, Colo. (Niwot)	WO 2/2
13	BELL, Maurice	WR	6- 0	180	Fr.	RS	Murrieta, Calif. (Murrieta Valley)	S 4/4
35	BISHARAT, Beau	TB	6- 2	225	Jr.	2L	Sacramento, Calif. (Jesuit)	S 3/2
18	BLACKMON, Mekhi	CB	6- 0	160	So.	JC	East Palo Alto, Calif. (Menlo-Atherton/College of San Mateo)	S 4/3
2	BLACKMON, Ronnie	CB	5-10	180	So.	1L	Atlanta, Ga. (Westlake)	S 4/3
44	BOUNDS, Chris	TE	6- 4	250	Jr.	2L	Thousand Oaks, Calif. (Chaminade College Prep)	S 2/2
23	BROUSSARD, Jarek	TB	5- 9	175	Fr.	HS	Dallas, Texas (Bishop Lynch)	S 5/4
18	BROWN, Tony	WR	6- 1	190	Jr.	TR	La Mirada, Calif. (La Mirada/Texas Tech)	S 2/2
44	CALLIER, Jacob	OLB	6- 2	230	So.	1L	Downey, Calif. (St. John Bosco)	S 4/3
6	CHIAVERINI, Curtis	WR	6- 1	195	Fr.	RS	Corona, Calif. (Boulder, Colo./Valor Christian)	WO 4/4
80	COLEMAN, Derek	TE	6- 5	235	So.	VR	Broomfield, Colo. (Legacy)	WO 3/3
87	COLODNY, Vincent	TE	6- 1	240	Fr.	HS	Los Altos, Calif. (Los Altos)	WO 5/4
37	COOPER, Lucas	S	5-10	185	Jr.	2L	Palos Verdes, Calif. (Palos Verdes)	WO 2/2
57	DEITCHMAN, John	OL	6- 0	240	Fr.	HS	Alamo, Calif. (De La Salle)	WO 5/4
47	EDRIDGE, Nick	OLB	6- 3	215	Fr.	RS	Fort Collins, Colo. (Fossil Ridge)	WO 4/4
33	EDWARDS, Javier	DT	6- 3	335	Sr.	1L	Houston, Texas (Aldine Davis/Blinn College)	S 2/1
62	EGGERS, Justin	OL	6- 5	305	Jr.	VR	Marshall, Wis. (Marshall/Western Illinois)	WO 2/2
17	ENTO, Kabion	WR	6- 3	190	Sr.	1L	Pine Bluff, Ark. (Dollarway/East Central [Miss.] CC)	S 1/1
21	EVANS, Kyle	TB	5- 7	180	Sr.	3L	San Jose, Calif. (Archbishop Mitty)	S 1/1
42	FALO, Nu'umotu Jr.	OLB	6- 2	240	Jr.	2L	Sacramento, Calif. (Inderkum)	S 2/2
76	FILLIP, Frank	OL	6- 7	280	Fr.	HS	Houston, Texas (Clear Lake)	S 5/4
96	FINAU, Melekiola	DE	6- 3	260	Fr.	HS	Sacramento, Calif. (Luther Burbank)	S 5/4
7	FISHER, Nick	S	6- 0	190	Sr.	3L	Temecula, Calif. (Great Oak)	S 2/1
8	FONTENOT, Alex	TB	6- 0	195	Fr.	RS	Richmond, Texas (George Ranch)	S 4/4
81	FOULK, Griffin	WR	6- 1	200	Jr.	VR	Erie, Colo. (Broomfield)	WO 2/2
93	FRANCIS, Tyler	PK	5-11	170	Fr.	HS	Carlsbad, Calif. (Carlsbad)	WO 5/4
56	FRANKE, Jase	DE	6- 3	280	Sr.	3L	Camarillo, Calif. (St. Bonaventure)	S 1/1
32	GAMBOA, Rick	ILB	6- 0	230	Sr.	3L	Sylmar, Calif. (Chaminade College Prep)	S 1/1
27	GEORGE, Kevin	CB	6- 3	180	So.	RS	Lafayette, La. (Carencro/Georgia Military Academy)	S 3/3
17	GOLDIN, Josh	QB	6- 2	185	So.	VR	Highlands Ranch, Colo. (Rock Canyon)	WO 3/3
82	GROTH, Jake	WR	6- 4	200	Fr.	HS	Centennial, Colo. (Arapahoe)	WO 5/4
64	HAIGLER, Aaron	OT	6- 7	295	Jr.	2L	Northridge, Calif. (Notre Dame)	S 2/2
29	HUDSON, Uryan	CB	5- 9	155	So.	1L	Manvel, Texas (Manvel)	WO 3/3
91	HUGHES-FORD, Seren	P	6- 2	175	Fr.	HS	Fort Collins, Colo. (Rocky Mountain)	WO 5/4
12	HYPOLITE, Hasaan	S	5-11	200	Fr.	HS	Fresno, Texas (Hightower)	S 5/4
10	JACKSON, Jaylon	WR	5-10	180	Fr.	RS	Cedar Hill, Texas (Cedar Hill)	S 4/4
26	JOHNSON, Dustin	S	6- 1	195	Fr.	HS	Denver, Colo. (Cherry Creek)	WO 5/4
34	JOHNSON, Mustafa	DE	6- 2	290	So.	JC	Turlock, Calif. (Turlock/Modesto Junior College)	S 4/3
36	JONES, Akil	ILB	6- 0	230	So.	1L	San Jose, Calif. (Valley Christian)	S 3/3
88	JONES, Darrion	TE	6- 6	250	Jr.	JC	Compton, Calif. (Carson/Los Angeles Harbor College)	S 3/2
52	JYNES, Joshua	C	6- 3	310	Fr.	HS	Cedar Hill, Texas (DeSoto)	S 5/4
75	KAISER, Josh	OL	6- 6	300	Sr.	3L	Mission Viejo, Calif. (Mission Viejo)	S 1/1
59	KEITER, Colby	ILB	6- 1	225	Fr.	HS	Westminster, Colo. (Ralston Valley)	WO 4/4
89	KINNEY, Alex	P	6- 1	195	Sr.	3L	Fort Collins, Colo. (Rocky Mountain)	S 2/1
58	KUTSCH, Kary	OL	6- 4	300	So.	JC	Redding, Calif. (Shasta/Butte College)	S 4/3
53	LANDMAN, Nate	ILB	6- 3	235	So.	1L	Danville, Calif. (Monte Vista)	S 4/3
92	LANDWEHR, Bailey	P	5-10	170	Sr.	TR	Kersey, Colo. (Platte Valley/Northern Colorado)	WO 1/1
54	LANG, Terrance	DE	6- 7	275	Fr.	RS	Pomona, Calif. (Maranatha)	S 4/4
83	LAWSON, Erik	WR	6- 4	205	So.	VR	Boulder, Colo. (Monarch/CSU-Pueblo)	WO 3/3
1	LEE, Donovan	TB	5-10	190	Sr.	3L	West Hills, Calif. (Chaminade College Prep)	S 1/1
20	LEWIS, Drew	ILB	6- 2	225	Sr.	2L	Sammamish, Wash. (Eastlake/Washington/Coffeyville)	S 1/1
23	LEWIS, Isaiah	S	6- 0	200	Fr.	RS	Granite Bay, Calif. (Granite Bay)	S 4/4
30	LUKELA, Noa	TB	5-11	200	Fr.	RS	Westminster, Colo. (Mountain Range)	WO 4/4
41	LYNCH, Devin	LB	6- 1	210	Fr.	HS	Tarzana, Calif. (Chaminade College Prep)	WO 4/4
56	LYNOTT, Tim Jr.	OL	6- 3	300	Jr.	2L	Parker, Colo. (Regis)	S 2/2
74	LYTLE, Chance	OL	6- 7	315	Fr.	RS	San Antonio, Texas (Churchill)	S 4/4
7	LYTLE, Tyler	QB	6- 5	225	Fr.	RS	Redondo Beach, Calif. (Servite)	S 4/4
14	MacINTYRE, Jay	WR	5-10	185	Sr.	3L	Boulder, Colo. (Monarch)	S 1/1
9	MADDOX, Aaron	S	6- 1	190	So.	JC	North Augusta, S.C. (North Augusta/Pima Community College)	S 3/3
98	MAGRI, Nico	DT	6- 3	275	Fr.	RS	Lafayette, Colo., (Monarch)	WO 4/4
92	MARTINEZ, Ben	DL	6- 2	270	Fr.	HS	South Pasadena, Calif. (South Pasadena)	WO 5/4
38	MILLER, Brock	CB	6- 0	200	Fr.	HS	Golden, Colo. (Lakewood)	WO 4/4

-continued-



Colorado Alphabetical Roster, continued...

No.	Player	Pos.	Ht.	Wt.	Class	Exp.	Hometown (High School/Previous College)	Status
34	McMILLIAN, Travon	TB	6- 0	210	Sr.	TR	Woodbridge, Va. (C.D. Hylton/Virginia Tech)	S 1/1
14	MILLER, Chris	CB	6- 0	190	Fr.	RS	Denton, Texas (Denton)	S 4/4
12	MONTEZ, Steven	QB	6- 5	235	Jr.	2L	El Paso, Texas (Del Valle)	S 2/2
73	MORETTI, Jacob	OL	6- 4	295	Fr.	RS	Arvada, Colo. (Pomona)	S 4/4
16	MULUMBA, Chris	DE	6- 4	285	Sr.	1L	Helsinki, FINLAND (<i>Mäkelärinteen Lukko</i> /Diablo Valley College)	S 2/1
46	NEWMAN, Chase	ILB	6- 2	215	Fr.	RS	La Mirada, Calif. (La Mirada)	S 4/4
3	NIXON, K.D.	WR	5- 8	185	So.	1L	DeSoto, Texas (DeSoto)	S 4/3
4	NOYER, Sam	QB	6- 4	220	So.	1L	Beaverton, Ore. (Beaverton)	S 3/3
79	PAIGE, Heston	C	6- 5	275	Fr.	RS	Highlands Ranch, Colo. (ThunderRidge)	S 4/4
49	PRICE, Davis	PK	6- 2	195	Jr.	2L	Evergreen, Colo. (Evergreen)	S 3/2
43	PRICE, Evan	PK	6- 1	175	Fr.	HS	Evergreen, Colo. (Evergreen)	WO 5/4
65	PURSELL, Colby	C	6- 4	290	Fr.	RS	Valencia, Calif. (Hart)	S 4/4
3	RAKESTRAW, Derrion	S	6- 2	190	So.	1L	Woodstock, Ga. (Sequoyah)	S 3/3
54	RAY, Kanan	OL	6- 4	280	Fr.	HS	Chatsworth, Calif. (Sierra Canyon/UCLA)	S 5/4
90	ROBERTS, Terriek	DE	6- 6	270	So.	1L	Denver, Colo. (South)	S 3/3
25	ROBINSON, Ray	S	6- 1	200	Fr.	HS	Highlands Ranch, Colo. (Highlands Ranch)	S 5/4
68	RODDICK, Casey	OL	6- 4	340	Fr.	HS	Ventura, Calif. (St. Bonaventure)	S 5/4
38	RUSSELL, Brady	TE	6- 3	250	Fr.	RS	Fort Collins, Colo. (Fossil Ridge)	S 4/4
33	SANDERS, Chase	TB	6- 0	190	So.	1L	Jupiter, Fla. (Jupiter)	WO 3/3
86	SCHMANSKI, C.J.	TE	6- 3	220	Fr.	HS	Louisville, Colo. (Monarch)	WO 5/4
2	SHENAULT, Laviska Jr.	WR	6- 2	220	So.	1L	DeSoto, Texas (DeSoto)	S 4/3
78	SHERMAN, William	OL	6- 4	290	Fr.	RS	Allen, Texas (Allen)	S 4/4
71	SHUTACK, Jack	OL	6- 6	285	Jr.	TR	Western Springs, Ill. (Nazareth Academy/Rutgers)	WO 2/2
20	SMITH, Deion	TB	6- 0	180	Fr.	HS	Houston, Texas (Second Baptist)	S 5/4
15	STANLEY, Dimitri	WR	5-11	170	Fr.	HS	Aurora, Colo. (Cherry Creek)	S 5/4
48	STEFANOU, James	PK	6- 1	195	So.	1L	Melbourne, AUSTRALIA (Rose Hill Secondary College)	S 4/3
16	STENSTROM, Blake	QB	6- 4	220	Fr.	HS	Highlands Ranch, Colo. (Valor Christian)	S 5/4
45	STOLTENBERG, Jacob	ILB	6- 0	240	So.	VR	Sugar Land, Texas (Clements)	WO 3/3
28	TALLEY, Daniel	BLB	6- 2	215	Sr.	2L	Aurora, Colo. (Regis/CSU-Pueblo)	S 1/1
5	TAYLOR, Davion	OLB	6- 2	220	Jr.	JC	Magnolia, Miss. (South Pike/Coahoma Community College)	S 3/2
10	TCHANGAM, Alex	OLB	6- 3	250	Jr.	JC	Doula, Cameroon/John's Creek, Ga. (Chattahooche/De Anza College)	S 3/2
27	THOMAS, Dylan	WR	6- 2	185	Fr.	HS	Los Angeles, Calif. (Cathedral)	S 5/4
55	TONZ, Brett	OL	6- 4	295	Jr.	2L	Peoria, Ariz. (Centennial)	S 2/2
45	TOWNSEND, James	SN	6- 0	220	Fr.	HS	Malibu, Calif. (Crespi Carmelite)	WO 5/4
21	TREGO, Kyle	S	6- 0	200	Sr.	2L	Discovery Bay, Calif. (Liberty/Diablo Valley College)	S 2/1
72	TUILOMA, Lyle	DT	6- 3	310	Jr.	2L	Nanakuli, Hawai'i (Nanakuli)	S 2/2
8	UDOFFIA, Trey	CB	6- 0	185	So.	1L	Loomis, Calif. (Del Oro)	S 3/3
31	VAN DIEST, Jonathan	ILB	6- 1	230	Fr.	RS	Louisville, Colo. (Cherry Creek)	S 4/4
77	VAUGHN, Hunter	OL	6- 7	300	So.	1L	Parker, Colo. (Legend)	S 3/3
22	WALLACE, L.J.	CB	6- 4	200	Fr.	HS	Atwater, Calif. (Buhach Colony)	S 5/4
26	WELLS, Carson	OLB	6- 4	245	Fr.	RS	Bushnell, Fla. (South Sumter)	S 4/4
4	WIGLEY, Dante	CB	6- 1	195	Jr.	1L	Carrollton, Ga. (Carrollton/Holmes Community College)	S 2/2
9	WINFREE, Juwann	WR	6- 3	215	Sr.	1L	Englewood, N.J. (Dwight Morrow/Maryland/Coffeyville)	S 1/1
6	WORTHINGTON, Evan	S	6- 2	210	Sr.	3L	Aurora, Colo. (Cherokee Trail)	S 1/1
50	YURACHEK, Jake	ILB	6- 1	235	Fr.	HS	Friendswood, Texas (Friendswood)	WO 5/4

Heights and weights recorded as of June 26, 2018. **EXPERIENCE KEY:** #L—indicates number of letters earned through 2017; HS—high school; JC—junior college transfer; RS—freshman redshirt in 2017; TR—transfer; VR—varsity reserve performer. **STATUS KEY:** S—scholarship, WO—walk-on; #/#—clock at start of 2018 season, i.e., 2/1: two years to play one in eligibility.

Inactive Roster Players (Injured/Ineligible/Etc.)

No.	Player	Pos.	Ht.	Wt.	Class	Exp.	Hometown (High School/Previous College)	Reason	Status
13	HAMILTON, Shamar	OLB	6- 5	230	Jr.	JC	Lantana, Fla. (Santalucas/ASA College Miami)	Suspended (team)	S 2/2
95	LOY, Sam	P	6- 1	205	Jr.	TR	San Clemente, Calif. (Santa Margarita Catholic/Vanderbilt)	Transfer	WO 3/2
85	POPLAWSKI, Jared	TE	6- 4	240	So.	1L	Scottsdale, Ariz. (Saguaro)	Injured (shoulder)	S 4/3
99	SAMI, Jalen	DT	6- 6	320	Fr.	HS	Colorado Springs, Colo. (Vista Ridge)	Injured (knee)	S 5/4
39	SANCHEZ, Jaisen	S	6- 1	200	Sr.	1L	Kapolei, Hawai'i (St. Louis)	Medical (knee)	S 1/1

Grayshirt Candidates (January 2019 Enrollment)

No.	Player	Pos.	Ht.	Wt.	Class	Exp.	Hometown (High School/Previous College)	Status
51	GUSTAV, Joshka	LB	6- 3	230	Fr.	HS	Cherry Valley, Calif. (Aguinas)	S 5/4

2018 COACHING STAFF: Head Coach: Mike MacIntyre (third season at Colorado). Assistant Coaches: D.J. Eliot (DC/OLB), Darrin Chiaverini (co-OC/WR), Klayton Adams (co-coordinator/OL), Ashley Ambrose (DB/CB), Gary Bernardi (TE/HB), ShaDon Brown (DPGC/DB/S), Kwahn Drave (DL), Ross Els (ILB), Darian Hagan (RB), Kurt Roper (QB), Drew Wilson (S&C). **Grad Assistants:** Dalmin Gibson (D), Jack Harris (O), Peter Tuitupou (O), Chidera Uzo-Diribe (D). **Quality Control:** Daniel Da Prato (Offense), Nate Taye (Defense), Matt Thompson (Special Teams).

CAPTAINS: 17 Kabion Ento, WR; 7 Nick Fisher, SS; 32 Rick Gamboa, ILB; 64 Aaron Haigler, OT; 89 Alex Kinney, P; 14 Jay MacIntyre, WR; 9 Juwann Winfree, WR.



Colorado Numerical Roster (as of August 25 a.m.):

No.	Player	Pos.	No.	Player	Pos.	No.	Player	Pos.	No.	Player	Pos.
1	LEE, Donovan	TB	17	ENTO, Kabion	WR	38	MILLER, Brock	CB	68	RODDICK, Casey	OL
1	ABRAMS, Delrick Jr.	CB	17	GOLDIN, Josh	QB	38	RUSSELL, Brady	TE	71	SHUTACK, Jack	OL
2	BLACKMON, Ronnie	CB	18	BROWN, Tony	WR	41	LYNCH, Devin	LB	72	TUOLOMA, Lyle	DT
2	SHENAULT, Laviska Jr.	WR	18	BLACKMON, Mekhi	CB	42	FALO, Nu'umotu Jr.	OLB	73	MORETTI, Jacob	OL
3	NIXON, K.D.	WR	20	LEWIS, Drew	ILB	43	PRICE, Evan	PK	74	LYTLE, Chance	OL
3	RAKESTRAW, Derrion	S	20	SMITH, Deion	TB	44	BOUNDS, Chris	TE	75	KAISER, Josh	OL
4	NOYER, Sam	QB	21	EVANS, Kyle	TB	44	CALLIER, Jacob	OLB	76	FILLIP, Frank	OL
4	WIGLEY, Dante	CB	21	TREGO, Kyle	S	45	STOLTENBERG, Jacob	ILB	77	VAUGHN, Hunter	OL
5	ARIAS, Daniel	WR	22	WALLACE, L.J.	CB	45	TOWNSEND, James	SN	78	SHERMAN, William	OL
5	TAYLOR, Davion	OLB	23	LEWIS, Isaiah	S	46	NEWMAN, Chase	ILB	79	PAIGE, Heston	C
6	WORTHINGTON, Evan	S	23	BROUSSARD, Jarek	TB	47	EDRIDGE, Nick	OLB	80	COLEMAN, Derek	TE
6	CHIAVERINI, Curtis	WR	25	ROBINSON, Ray	S	48	STEFANOU, James	PK	81	FOULK, Griffin	WR
7	FISHER, Nick	S	26	WELLS, Carson	OLB	49	PRICE, Davis	PK	82	GROTH, Jake	WR
7	LYTLE, Tyler	QB	26	JOHNSON, Dustin	S	50	YURACHEK, Jake	ILB	83	LAWSON, Erik	WR
8	FONTENOT, Alex	TB	27	GEORGE, Kevin	CB	52	JYNES, Joshua	C	84	BACA, Clayton	WR
8	UDOFFIA, Trev	CB	27	THOMAS, Dylan	WR	53	LANDMAN, Nate	ILB	86	SCHMANSKI, C.J.	TE
9	WINFREE, Juwann	WR	28	TALLEY, Daniel	BLB	54	LANG, Terrance	DE	87	COLODNY, Vincent	TE
9	MADDOX, Aaron	S	29	HUDSON, Uryan	CB	54	RAY, Kanan	OL	88	JONES, Darrion	TE
10	TCHANGAM, Alex	OLB	30	LUKELA, Noa	TB	55	TONZ, Brett	OL	89	KINNEY, Alex	P
10	JACKSON, Jaylon	WR	31	VAN DIEST, Jonathan	ILB	56	FRANKE, Jase	DE	90	ROBERTS, Terriek	DE
12	MONTEZ, Steven	QB	32	GAMBOA, Rick	ILB	56	LYNOTT, Tim Jr.	OL	91	HUGHES-FORD, Seren	P
12	HYPOLITE, Hasaan	S	33	EDWARDS, Javier	DT	57	DEITCHMAN, John	OL	92	MARTINEZ, Ben	DL
13	BELL, Maurice	WR	33	SANDERS, Chase	TB	58	KUTSCH, Kary	OL	92	LANDWEHR, Bailey	P
14	MacINTYRE, Jay	WR	34	JOHNSON, Mustafa	DE	59	KEITER, Colby	ILB	93	FRANCIS, Tyler	PK
14	MILLER, Chris	CB	34	McMILLIAN, Travon	TB	62	EGGERS, Justin	OL	95	ANTWINE, Israel	DE
15	STANLEY, Dimitri	WR	35	BISHARAT, Beau	TB	63	BALE, J.T.	SN	96	FINAU, Melekiola	DE
16	MULUMBA, Chris	DE	36	JONES, Akil	ILB	64	HAIGLER, Aaron	OT	97	BANDI, Mo	DT
16	STENSTROM, Blake	QB	37	COOPER, Lucas	S	65	PURSELL, Colby	C	98	MAGRÌ, Nico	DT

2018 COLORADO FOOTBALL LETTERMAN PICTURE

Colorado has **43** lettermen returning for 2018 (40 from the 2017 team, with four others from past years); they break down into 18 on offense, 21 on defense and 4 specialists; the Buffs lose 34 lettermen off the 2017 squad (20 offense/13 defense/1 specialist). CU returns 11 starters from last season (4 offense/7 defense), losing 13 (8 offense/5 defense); two players started six games among three offensive line positions and two players started six times each at cornerback, so the starter counts on offense and defense are based off 12 players instead of the standard 11. The 2017 starters are listed in bold (six or more starts); *—denotes letters earned primarily on special teams. The breakdown:

OFFENSE

Position	Returning (18)	Lost (20)
WR (x)	Laviska Shenault, Kabion Ento (from 2016)	Bryce Bobo , Xavier Cochrane (from 2016)
WR (z)	Juwann Winfree	Shay Fields , Lee Walker
WR (h)	K.D. Nixon	Devin Ross , Kevin Dement
WR (y)	Jay MacIntyre	Johnny Huntley
LT	Josh Kaiser, *Hunter Vaughn	Jeromy Irwin
LG		Gerrard Kough , Dillon Middlemiss
C	*Brett Tonz	Jonathan Huckins
RG	Tim Lynott Jr. (also C), Aaron Haigler	
RT		Isaac Miller
TE/HB	Chris Bounds, Jared Poplawski	George Frazier, Dylan Keeney (from 2016), Eddy Lopez
QB	Steven Montez , Sam Noyer	Casey Marksberry, *T.J. Patterson
TB	Beau Bisharat, Kyle Evans, Donovan Lee (from 2016), *Chase Sanders	Phillip Lindsay , Michael Adkins, #Tanner Grzesiek

DEFENSE

Position	Returning (21)	Lost (13)
OLB		Derek McCartney , *Dante Sparaco
DE	Jase Franke, Terriek Roberts	Leo Jackson III
NT	Javier Edwards , Lyle Tuiloma	
DE	Chris Mulumba	
QLB	Jacob Callier, Nu'umotu Falo, Jr. (from 2016)	Timothy Coleman, Terran Hasselbach, Michael Mathewes
MLB	Rick Gamboa , *Akil Jones	#Brian Meek
JLB	Drew Lewis , Nate Landman	#Trent Headley
BUFF	Daniel Talley	Ryan Moeller
CB	*Ronnie Blackmon, *Derrion Rakestraw	Isaiah Oliver , *Andrew Bergner
SS	Evan Worthington , *Lucas Cooper	*Jaisen Sanchez (from 2015)
FS	Nick Fisher, *Kyle Trego	Afolabi Laguda
CB	Trey Udoffia / Dante Wigley , *Uryan Hudson	

SPECIALISTS

Position	Returning (4)	Lost (1)
P	Alex Kinney	
PK	Davis Price (KO), James Stefanou (PK)	Chris Graham
SN	J.T. Bale	