



## UNIVERSITY OF COLORADO BUFFALOES / SPORTS INFORMATION SERVICE

2150 Stadium Drive (574 Champions Center), 357 UCB, Boulder, CO 80309-0357

Telephone 303/492-5626 (E-mail/FB contacts: david.plati@colorado.edu; curtis.snyder@colorado.edu)

David Plati (Associate AD/SID), Curtis Snyder (Assistant AD), Troy Andre (Associate SID/+CUBuffs.com Managing Editor), Linda Sprouse (Associate SID), Seth Pringle (Assistant SID), Shaun Wicen (Assistant SID), Neill Woelk (Contributing Editor/CUBuffs.com), Rob Livingston (Graduate Assistant)

www.CUBuffs.com

© 2019 CU Athletics

### GAME 4

### 2019 COLORADO BUFFALO FOOTBALL WEEKLY RELEASE, NOTES & STATISTICS

# COLORADO BUFFALOES VS. ARIZONA STATE SUN DEVILS

## BUFFS OPEN THEIR NINTH SEASON IN THE PAC-12 IN THE ARIZONA DESERT

SATURDAY, SEPTEMBER 21, 2019 • 8:10 p.m. MDT • Sun Devil Stadium (55,000) • Tempe, Ariz.



RELEASE NUMBER 4 (September 16, 2019)

PAC-12 NETWORK (National) | KOA-RADIO | CUBUFFS.COM (Live Stats)

### BUFFALO BITS ...

The **Colorado Buffaloes** (2-1, 0-0 Pac-12) open their ninth season as a member of the Pac-12 Conference on the road, traveling to Tempe, Ariz., this Saturday, Sept. 21, to face the No. 24 (AP/USA Today Coaches) **Arizona State Sun Devils** (3-0, 0-0 Pac-12) in an 8:10 p.m. MDT kickoff at Sun Devil Stadium ... The Sun Devils lead the series by an **8-2** margin, with the Buffs looking for their first-ever win in Tempe against ASU (0-5) ... This will be the ninth night game in the series, with ASU owning a 6-2 margin those previous evening affairs ... Colorado has won two of the last three games in the series, and had a 10-point lead at one point in the last game in Tempe ... CU is **3-5** in Pac-12 conference openers (**2-1** on the road), averaging **37** points in its three wins and **20.4** in the five losses ... The Buffs are **81-42-2** all-time in conference openers, including a **4-15-1** mark against ranked teams ... The Buffaloes are coming off a **30-23** overtime loss to Air Force in Boulder, though did rally for the second straight week from a double-figure deficit to

the tie the game; against Nebraska the previous week, it was from being down 17-0 late in the third quarter; against the Falcons, CU trailed 23-10 when it took possession with 10:23 remaining ... Air Force scored on its first play in OT and then stopped the Buffs on a 4th-&12 from its 16 to earn the win ... It was the first meeting between the two since 1974, and the loss snapped a **13-game** winning streak against non-conference schools in the state's borders dating back to 2015 ... Arizona State is coming off a huge road win at No. 18 Michigan State, **10-7**; in fact, the Sun Devils have allowed just 7 points in each of their first three games (CU opened the '78 season allowing 7 in its first five games) ... Against likely most odds, CU has won **32** of the last **41** pregame coin flips (78 percent) ... The PDF version of the **2019 CU Media Guide** can be found on-line at [www.cubuffs.com/CUFBMG19](http://www.cubuffs.com/CUFBMG19) ... **CUBuffs.com/media** is all things Buff (on-line media guide, live stats, etc.).

**DEPTH CHART ON PAGE 56; ROSTERS ON PAGES 57-59; STAT PAGES 60-68**

CU-AFA (P12N /National): Ted Robinson (play-by-play) / Yogi Roth (color) / Lewis Johnson (sideline reporter) / Michael Molinari (producer)

### STATS OF THE WEEK

► **Fourth Quarter Buffaloes.** Colorado has outscored the opponent **51-24** in the fourth quarter this season, and owns a **507-330** edge in yards (**393-181** the last two games). That's already more points than the Buffs scored in the fourth period in all of 2018 (39), and almost half the yardage (1,037). Looking back at the last six games of 2018 (all losses), CU was outscored 67-3 in the final stanza and outgained by 598-460. The school record for the most points in a fourth quarter in 130 in 2018, though CU has scored 100 or more in the quarter 11 times (just three times in 12-game seasons; once again, *CU does not include bowl stats in its season records*).

### OBSCURER NOTE OF THE WEEK

Colorado was **7-of-7** against Air Force on 3rd/4th-&5 or less in last Saturday's 30-23 overtime setback (5-of-5 on third down, 2-of-2 on fourth). **TB Jaren Mangham** converted four of those, **WR Laviska Shenault** two and **TB Alex Fontenot** one. Shenault also earned four other first downs on third down with 8, 15, 6 and 8 yards to go. In all, Shenault earned nine first downs on 11 touches, plus a touchdown on a short run that tied the game that is not credited with a first down (as in the NFL).

## 2019 COLORADO SCHEDULE & RESULTS (2-1, 0-0 Pac-12)

| Date     | CU* | Opponent                   | Opp* | TV    | Result/Time  | Record | Series  | This-N-That or '18 rewind   |
|----------|-----|----------------------------|------|-------|--------------|--------|---------|---|
| Aug. 30  | --- | Colorado State (N; Denver) | ---  | ESPN  | W 52-31      | 1-2    | 67-22-2 | The last M Showdown in Denver ends with CU's fifth straight win over the Rams       |
| SEPT. 7  | --- | NEBRASKA                   | 25   | FOX   | W 34-31 (OT) | 2-1    | 20-49-2 | Offseason conditioning enables Buffs to rally from down 17-0 to dominate late       |
| SEPT. 14 | --- | AIR FORCE                  | ---  | PAC12 | L 23-30 (OT) | 2-0    | 12- 5-0 | AFA wins first meeting since '74, though CU rallied down 13 to send game into OT    |
| Sept. 21 | --- | ● at Arizona State (N)     | 24   | PAC12 | 8:10 p.m.    | 3-0    | 2- 8-0  | Shenault's 4 TDs (2 rushing/2 receiving) lead Buffs to win over the Sun Devils      |
| OCT. 5   | --- | ● ARIZONA (FW)             | ---  | TBA   | TBA          | 2-1    | 14- 7-0 | Wild see-saw affair sees combined 59 points in second and third quarters            |
| Oct. 11  | --- | ● at Oregon (N)            | ---  | FS-1  | 8:00 p.m.    | 2-1    | 9-12-0  | Last meeting: CU, 41-38 in '16 at Eugene (Montez: 333, 3 TD pass, 135, 1 TD run)    |
| Oct. 19  | --- | ● at Washington State      | ---  | TBA   | TBA          | 3-0    | 6- 6-0  | Buffs score first but WSU takes control in last three quarters, run 94 plays on Off |
| OCT. 25  | --- | ● SOUTHERN CALIFORNIA (N)  | ---  | ESPN2 | 7:00 p.m.    | 2-1    | 0-13-0  | USC takes control with 21 points in last half of second quarter (up 21-7 at half)   |
| Nov. 2   | --- | ● at UCLA                  | ---  | TBA   | TBA          | 0-3    | 4-10-0  | 22-point win is largest by CU in series (four previous games decided by 21 points)  |
| NOV. 9   | --- | ● STANFORD (HC)            | ---  | TBA   | TBA          | 1-2    | 4- 6-0  | Buffs won last meeting in 2016 at Stanford (10-5)                                   |
| NOV. 23  | --- | ● WASHINGTON               | ---  | TBA   | TBA          | 2-1    | 6-11-1  | UW up 14-13 at half; has now outscored CU 67-6 in last three second halves          |
| Nov. 30  | --- | ● at Utah                  | ---  | TBA   | TBA          | 3-0    | 32-30-3 | Utes snap 7-7 halftime tie with 23 second half points                               |
| Dec. 6   | --- | Pac-12 Championship Game   | ---  | ABC   | 6:00 p.m.    | ---    | ---     | at Levi's Stadium (Santa Clara, Calif.; game moves to Las Vegas in 2020)            |

(KEY: \*—AP rank at time of game; ●—Pac-12 Conference game; N—Night game; HC—Homecoming; FW—Family Weekend. All times mountain)



## COLORADO MEDIA SERVICES

Head coach **Mel Tucker** holds a **Tuesday media luncheon**, located in the Champions Center (third floor, room 319). All will start at 11:30 a.m. with lunch, followed by Tucker promptly at Noon and select players before and/or afterwards depending on class conflicts. This year's dates: **Sept. 3-10-17; Oct. 1-8-15-22-29; Nov. 5-19-26; Dec. 3-TBA** (bowl). The **press conference portions are streamed live** on [www.CUBuffs.com](http://www.CUBuffs.com) (in the BuffsTV area); press conferences on CUBuffs.com do not require access codes. (**TV Pool Assignments for 2019:** KCNC will coordinate all CU press luncheons).

**Note:** The **Front Range Huddle** kicked off the media luncheons for the season on **Aug. 22** in Denver.

The **Pac-12 Teleconference Call** that used take place on Tuesdays are no more; lack of participation from those media on the call contributed to its coming to an end. Any media member can watch CU's Tuesday luncheon on-line and can email any questions you would like asked in advance to David Plati or Curtis Snyder by 11 a.m. Tuesdays.

**Video highlights** of CU games are available through the Pac-12 Network Assignment Desk ([assignment@pac-12.org](mailto:assignment@pac-12.org)). However, there are usage restrictions; contact **Duane Lindberg** to coordinate your needs ([dlindberg@pac-12.org](mailto:dlindberg@pac-12.org)).

The **Pac-12 Networks** are available nationwide through many platforms; check with local cable or satellite subscribers for more info. Comcast and Time Warner carry the Network in Colorado and DISH Network is the league's satellite provider. In the Boulder-Denver area: Comcast 430 & 431 (840 HD); Pac-12 DISH channels include 406 (hopper) and 409 (along with 5453 and 5454 in its auxiliary area).

The **Colorado locker room** (home and road) is closed after games; following the customary 10-minute cooling off period, players will be available (a list will be solicited immediately following the game; no cutoff to request players).

Colorado's football **practices** are generally closed, but have a 20-25 minute window open for any media photography/ video needs (follow parameters listed in CU's media policies). Thursday & Friday practices are entirely closed (except to network TV).

This year's standard **meeting/practice schedule** (mountain time): **Sunday:** Off; **Monday:** 6:45/8:30-10:00 practice/10:15-11:45 lifting (two groups); **Tuesday:** 7:00/8:30-10:45; **Wednesday:** 7:00/8:30-10:15/10:15-11:45 lifting (two groups); **Thursday:** 8:00/9:45-10:50 practice; **Friday:** 9:00/10:00-11:10 walkthrough (home and road games).

**Interviews** with Colorado players and coaches are allowed post-practice on Mondays, Tuesdays and Wednesdays. Phone interviews with media are allowed all three days in all time slots. Interviews on Sundays are at the discretion of the player, as it being the standard player day off, CU can't facilitate due to NCAA rules. Assistant coaches are game-planning on Sunday and are also only available at their discretion.

**Photo Requests.** Please direct any photo (.jpg) requests to either [david.plati@colorado.edu](mailto:david.plati@colorado.edu) or [curtis.snyder@colorado.edu](mailto:curtis.snyder@colorado.edu).

**collegepressbox.com**  
SINCE 2005 EVERYTHING BUT THE PRE-GAME MEAL

**Collegepressbox.com** is the official media website for Division I football. Access and download weekly game notes, quotes, statistics, media guides, headshots, logos and more for each conference and its member schools. Register for access at: [www.collegepressbox.com/register](http://www.collegepressbox.com/register).

The **Pac-12 Mountain Network** is the television home of the Buffaloes; it produces a variety of programming featuring all 12 member institutions.

## THE BUFFS ON THE INTERNET

The official CU site on the Internet can be found at [www.CUBuffs.com](http://www.CUBuffs.com) has the most up-to-date information, releases, game notes, press conference broadcasts (free), articles by longtime journalist and CUBuffs.com contributing editor **Neill Woelk** along with podcasts/video by the voice of the Buffs, **Mark Johnson**; the direct link to the **Football Media Center** is [cubuffs.com/ColoradoMediaCenter](http://cubuffs.com/ColoradoMediaCenter). Breaking news with the program will be found here first every time and delivered in full without third-party editing or what they might deem unessential.

**Audio.** CU football can be heard (free) on the Internet at either CUBuffs.com or KOA-Radio (or its sister station, KDSP/AM760). Links: [www.CUBuffs.com](http://www.CUBuffs.com), [www.850koe.com](http://www.850koe.com), [www.am760.net](http://www.am760.net).

**Live Stats** for Colorado home games can be accessed at [www.colorado.statbroadcast.com](http://www.colorado.statbroadcast.com); please contact the SID office for the password.

**BuffsTV** is CU's live streaming service for live games and press conferences not broadcast by the Pac-12 TV partners. In addition, highlights, features, interviews and the Buffalo Stampede weekly show can be found at [www.youtube.com/BuffsTV](http://www.youtube.com/BuffsTV).

## THE BUFFS ON THE AIRWAYS

**KOA-Radio** in Denver (850 AM & 94.1 FM; KDSP 760 AM when conflicts) originates the CU Football Network, with **Mark Johnson** in his 16th year as the play-by-play voice of the Buffs. **Former CU head coach Gary Barnett** (analysis) is in his fourth full season on the broadcasts. Sideline duties will be handled by **Andy Lindahl** (most home games), **Bobby Pesavento** (CSU and road games) and **Mike Pritchard** (fill-in). Cities on the network in addition to KOA: Aspen (KNFO/106.1FM, which serves Redstone, 105.7FM, Roaring Fork, 94.3FM, Thomasville, 96.3FM and Vail, 105.5FM), Buena Vista (KBVC, 104.1FM), Glenwood Springs (KTMS/96.1FM & 99.1FM), Fort Morgan (KRFD/100.1FM), Grand Junction (KTMM/1340AM), Rifle (KNAM/1490 AM) and Steamboat Springs (KTVV/98.9FM). KOA has been the home to CU football for 75 of the last 78 years. *Both stations will stream the game live on the Internet.*

The **CU Coaches Radio Show** originates from The Post Brewing Co. (2027 13th St., Boulder) Thursdays from 12:30-1:30 p.m. (Aug. 30-Dec. 4); Johnson and Barnett host (the show is taped and airs 7-8 p.m. that night on KOA or AM760 if a programming conflict; the show will be taped a day earlier for the ASU (Sept. 18), Oregon (Oct. 9) and Utah (Nov. 27) games. The final one is set for Wednesday, Dec. 4.

**Satellite Radio:** Sirius-XM is the satellite home of the Buffs; the Arizona State (KOA broadcast) will be on Sirius 121, XM 207 (and Internet 967).

## PRONUNCIATION GUIDE

### Coaches/Staff

Jimmy **BRUMBAUGH** (brum-bah)  
Darrin **CHIAVERINI** (shiv-ah-ree-knee)  
Chris **KAPILOVIC** (kuh-pil-oh-vick)  
Brian **MICHALOWSKI** (michael-ow-ski)  
Al **PUPUNU** (puh-poooh-new)  
**TRAVARES** Tillman (truh-varr-es)

### Players

10 **JASH** Allen (jash)  
22 Daniel **ARIAS** (are-e-us)  
84 Clayton **BACA** (bah-cah)  
35 Beau **BISHARAT** (bish-er-rot)  
25 **MEHKI** Blackmon (muh-kye as in eye)  
21 **JAREK BROUSSARD** (jerek brew-sard)  
15 Legend **BRUMBAUGH** (brum-bah)  
44 Jacob **CALLIER** (cal-yee-A)  
6 Curtis **CHIAVERINI** (shiv-ah-ree-knee)  
22 Grant **CICCARONE** (sis-a-roan)  
57 John **DEITCHMAN** (dych-mon)  
18 Jeremiah **DOSS** (dause)  
42 **NU'UMOTU FALO** (new-ooh-mow-too follow)  
76 Frank **FILLIP** (phillip)  
8 Alex **FONTENOT** (font-en-know)  
33 Joshka **GUSTOV** (goo-stovv)  
13 **URYAN** Hudson (you-ryan)  
34 **MUSTAFA** Johnson (moo-stoff-uh)  
94 **JANAZ** Jordan (juh-nozz)  
36 **AKIL** Jones (ah-keel)  
52 Joshua **JYNES** (rhymes with nines)  
58 **KARY KUTSCH** (car-E kooch)  
83 **TARIK** Luckett (tuh-reek)  
56 Tim **LYNOTT** (lynn-knot)  
74 Chance **LYTLE** (lie-tull; *hard T*)  
7 Tyler **LYTLE** (lie-dull; *soft T*)  
98 Nico **MAGRI** (ma-gree)  
1 Jaren **MANGHAM** (mang-ham)  
4 Sam **NOYER** (noy-er)  
2 **MIKIAL ONU** (mick-ale oh-new)  
75 **NIKKO POHAHAU** (knee-ko poe-huh-how)  
85 Jared **POPLAWSKI** (pop-u-law-ski)  
65 Colby **PURSELL** (per-sell)  
3 Derrion **RAKESTRAW** (rake-straw)  
94 **KANAN** Ray (kay-ninn)  
91 **NA'IM** Rodman (nigh-eem)  
99 Jalen **SAMI** (sah-me)  
50 **VA'ATOFU SAUVAO** (vah-ah-tofu sah-ooh-vow-ooh)  
2 **LAVISKA SHENAULT** (lu-visk-uh shuh-nault)  
5 **LA'VONTAE SHENAULT** (la von-tay shuh-nault)  
48 James **STEFANOU** (steff-ah-know)  
20 **DAVION** Taylor (day-vee-on)  
52 Alex **TCHANGHAM** (chang-um)  
8 Trey **UDOFFIA** (U-doe-fee-ah)  
31 Jonathan Van **DIEST** (rhymes w/east)

## ROSTER CHANGES/DUPE I.D.'s

**Number Changes:** TB Jarek Broussard (21 from 23); OLB Jamar Montgomery (58 from 4).

**DUPE NUMBERS:** Those who appear below are in dupe numbers where both likely see action (jerseys do have name tags). Skin tone key to help identify if on special teams: **A**—African-American, **C**—Caucasian, **H**—Hispanic; **P**—Polynesian or Pacific Islander:

| Offense/Specialist   | Defense/Specialist     |
|----------------------|------------------------|
| 1 Mangham, TB (A)    | 1 Abrams, CB (A)       |
| 2 L.Shenault, WR (A) | 2 Onu, DB (A)          |
| 3 Nixon, WR (A)      | 3 Rakestraw, S (A)     |
| 8 Fontenot, TB (A)   | 8 Udoiffia, CB (A)     |
| 9 Harris, TE (A)     | 9 Maddox, S (A)        |
| 10 Jackson, WR (A)   | 10 Allen, ILB (A)      |
| 14 Stanley, WR (A)   | 17 Miller, CB (A)      |
| 20 D.Smith, TB (A)   | 20 Taylor, OLB (A)     |
| 52 Jynes, C (A)      | 52 Lang, DE (A)        |
| 58 Kutsch, OG (C)    | 58 Montgomery, OLB (A) |

**GAME-BY-GAME STARTERS (2019)**

Here are CU's starters for the 2019 season (**bold** indicated first career start, red indicates graduated or no longer on team):

| OFFENSE        | WR (X)      | WR (Z)  | WR (H)             | LT               | LG       | C       | RG               | RT       | TE         | QB            | TB       |
|----------------|-------------|---------|--------------------|------------------|----------|---------|------------------|----------|------------|---------------|----------|
| Colorado State | Shenault    | Nixon   | Stanley            | <b>Hambright</b> | Kutsch   | Lynott  | Pursell          | Sherman  | Russell    | Montez        | Fontenot |
| Nebraska       | Shenault    | Nixon   | Stanley            | Hambright        | Kutsch   | Lynott  | Pursell          | Sherman  | Russell    | Montez        | Fontenot |
| Air Force      | Shenault    | Nixon   | <b>Harris (TE)</b> | Hambright        | Kutsch   | Lynott  | Pursell          | Sherman  | Russell    | Montez        | Fontenot |
| DEFENSE        | OLB         | DE/DT   | NT                 | DE               | OLB      | ILB     | ILB              | LCB      | FS         | SS            | RCB      |
| Colorado State | <b>Falo</b> | Johnson | <b>Sami</b>        | Lang             | Wells    | Landman | <b>Van Diest</b> | Blackmon | <b>Onu</b> | <b>Maddox</b> | Abrams   |
| Nebraska       | Taylor      | Johnson | Sami               | Lang             | Tchangam | Landman | Van Diest        | Blackmon | Onu        | Maddox        | Abrams   |
| Air Force      | Taylor      | Johnson | Sami               | Lang             | Tchangam | Landman | Van Diest        | Abrams   | Onu        | Maddox        | Miller   |

(N)—Nickel back. **CONSECUTIVE STARTS**—Montez 27, M. Johnson 15, Landman 15, Pursell 15, Sherman 12. **CAREER STARTS**—Lynott 36, Montez 30, M. Johnson 15, Landman 15, Pursell 15. **2019 PLAYER PARTICIPATION** (dressed/played): Colorado State 104/62; Nebraska 78/54; Air Force 79/53.

**COLORADO CAPTAINS / GAME-BY-GAME**

The coaches select captains for each game, and at the end of the season, will name the captains for the year.

| Opponent       | Captains           |    |               |                     |  |
|----------------|--------------------|----|---------------|---------------------|--|
| Colorado State | ILB Nate Landman   | C  | Tim Lynott    | WR K.D. Nixon       |  |
| Nebraska       | DE Mustafa Johnson | QB | Steven Montez | WR Laviska Shenault |  |
| Air Force      | WR Tony Brown      | S  | Mikial Onu    | P Alex Kinney       |  |

**2019 PAC-12 & COLORADO/NFF POW NOMINATIONS**

Here is the list of CU's weekly nominations for the Pac-12 players of the week along with those for the NFF/Colorado Chapter (\*—denotes winner):

| Opponent       | Pac-12 Player of the Week Nominations |                        |                  | Colorado Chapter/NFF Player of the Week |               |                  |                     |
|----------------|---------------------------------------|------------------------|------------------|---|---------------|------------------|---------------------|
|                | Offensive                             | Offensive Line         | Defensive        | Defensive Line                          | Special Teams | Freshman         |                     |
| Colorado State | TB Alex Fontenot                      | LG Kary Kutsch         | S Mikial Onu     | DE Mustafa Johnson                      | P Alex Kinney | none             | *TB Alex Fontenot   |
| Nebraska       | WR K.D. Dixon                         | OT Arlington Hambright | ILB Nate Landman | DE Mustafa Johnson                      | P Alex Kinney | TB Jaren Mangham | *WR K.D. Nixon      |
| Air Force      | WR Laviska Shenault                   | none                   | S Mikial Onu     | none                                    | P Alex Kinney | none             | WR Laviska Shenault |

**COLORADO PLAYERS OF THE GAME & SCOUT TEAM POW'S**

Here are the coaches' selections for Colorado's player of the game and scout team players of the week:

| Opponent       | Offensive           | Defensive        | Special Teams     | Offensive Scouts  | Defensive Scout(s)  | Special Team Scout(s) |
|----------------|---------------------|------------------|-------------------|---|---|-----------------------|
| Colorado State | TB Alex Fontenot    | S Mikial Onu     | PK James Stefanou | WR Braedin Huffman-Dixon<br>OL Austin Johnson   | OLB Joshka Gustav<br>OLB Alec Pell  | TE Legend Brumbaugh   |
| Nebraska       | WR K.D. Nixon       | ILB Nate Landman | PK James Stefanou | WR Braedin Huffman-Dixon<br>OL Austin Johnson<br>TE Jared Poplawski<br>QB Matt Ryan               | CB Curtis Appleton<br>DT Nico Magri   | WR Alex Smith         |
| Air Force      | WR Laviska Shenault | S Mikial Onu     | SN J.T. Bale      | QB Grant Ciccarone<br>ILB Steele Dubar<br>TE Jared Poplawski<br>TB Chase Sanders<br>WR Alex Smith | CB Curtis Appleton<br>OLB Jacob Callier<br>OLB Jamar Montgomery<br>OLB Alec Pell<br>DE Dante Sparaco<br>S Ryan Travis | WR Jake Groth         |

**INJURY REPORT**

The injury report for the Buffaloes will resume in earnest after the first game; the list will only contain players out for an extended period of time, those lost for the season (injured during the season) and those previously announced and discussed by the head coach:

| Pos | Player          | Injury     | Notes   | Status/Arizona State |
|-----|-----------------|------------|---|----------------------|
| TB  | Jarek Broussard | knee       | had surgery on 9/06, will begin rehab                     | OUT/SEASON           |
| DB  | Lucas Cooper    | hamstring  | nursing a strain  | OUT                  |
| DB  | Dustin Johnson  | back       | Has surgery on August 6; beginning formal rehab this week | OUT                  |
| S   | Aaron Maddox    | leg        | suffered a severe laceration against Air Force (9/14)     | OUT/4-5 WEEKS        |
| ILB | Chase Newman    | lower leg  | muscle injury   | OUT                  |
| OLB | Carson Wells    | concussion | suffered in practice on 9/04                              | DAY-TO-DAY           |

**HIPAA:** The players listed above have signed waivers for their injury information to be released/discussed with the media.

**SERIES HISTORY—CU vs. ARIZONA STATE**

Arizona State owns an **8-2** lead in the series (5-0 in Tempe) after the two finally hooked up for the first time in 2006 in Boulder, despite the fact that the two Rocky Mountain regional powers are located only 589 miles apart. ASU won that game, 21-3, and then the second half of the home-and-home series the following year, 33-14, in Tempe. The Buffaloes finally broke through against the Sun Devils two years ago in Boulder, winning 40-16; the game was tied at 10 early in the second quarter but a run of 20 straight points broke the game open. Colorado won for the second straight time in Boulder last year, as **WR Laviska Shenault** scored all four touchdowns in a 28-21 victory, becoming the first Buff to score two times rushing and receiving in the same game. The Buffaloes have piled up the yards in the last five games (2,523 to be exact), average 504.6 per outing, but is 2-3 in those contests.

**The Coaches:** **Mel Tucker** is 0-0 against Arizona State; **Herman Edwards** is 0-1 against Colorado.

**SERIES DID YOU KNOW?**— The 2007 game in Tempe on September 8, despite a 7:15 p.m. local start time, set the record for the warmest game in Colorado football history at the time: the temperature at kickoff was 102 degrees. It was matched in 2012 at Fresno State.

**SERIES SIGNATURE ANNIVERSARY GAME — 12th.** It looked as if Colorado was going to tie the series at one win apiece after the Buffaloes took a 14-0 lead less than eight minutes into the game. **CB Terrence Wheatley** returned an interception for a score 54 seconds into the game and QB Cody Hawkins and WR Scotty McKnight connected on a 10-yard touchdown pass with 6:21 left in the quarter. But that was all the scoring by CU on the night, as ASU rallied to take a 19-14 halftime lead en route to a 33-14 victory.

**COLORADO-ARIZONA STATE-A-GLANCE / SERIES TRENDS**

Arizona State leads the series, 8-2 (Colorado is 2-3 in Boulder, 0-5 in Tempe). A game-by-game look:

| Date           | Site        | Result  | Attend. | Rank<br>CU ASU | CU<br>FD | Rushing<br>att yds td | Passing<br>a-c-i yds td | Tot Off<br>no yds | ASU<br>FD | Rushing<br>att yds td | Passing<br>a-c-i yds td | Tot Off<br>no yds | TV    |
|----------------|-------------|---------|---------|----------------|----------|-----------------------|-------------------------|-------------------|-----------|-----------------------|-------------------------|-------------------|-------|
| Sept. 16, 2006 | Boulder (N) | L 3-21  | 47,723  | — 22           | 13       | 44 133 0              | 18- 8-1 86 0            | 62 219            | 24        | 37 182 1              | 37-21-2 248 2           | 74 430            | TBS   |
| Sept. 8, 2007  | Tempe (N)   | L 14-33 | 58,417  | — —            | 15       | 26 32 0               | 47-17-1 172 1           | 73 204            | 22        | 44 138 1              | 37-19-1 269 3           | 81 407            | FSN   |
| Oct. 29, 2011  | Tempe       | L 14-48 | 53,168  | — 23           | 22       | 32 83 0               | 42-26-2 337 1           | 74 420            | 25        | 36 207 4              | 29-19-0 315 2           | 65 522            | FSN   |
| Oct. 11, 2012  | Boulder (N) | L 17-51 | 45,161  | — —            | 16       | 32 75 1               | 42-20-1 180 1           | 74 255            | 31        | 44 261 1              | 33-23-0 332 5           | 77 593            | ESPN  |
| Oct. 12, 2013  | Tempe (N)   | L 13-54 | 50,104  | — —            | 17       | 35 99 1               | 30-18-3 169 1           | 65 268            | 29        | 58 276 4              | 22-11-0 256 2           | 80 532            | P12N  |
| Sept. 13, 2014 | Boulder (N) | L 24-38 | 38,547  | — 16           | 28       | 57 232 0              | 54-35-2 313 3           | 91 545            | 18        | 35 223 2              | 25-15-0 203 3           | 60 426            | ESPNU |
| Oct. 10, 2015  | Tempe (N)   | L 23-48 | 44,157  | — —            | 19       | 28 49 2               | 41-26-1 401 1           | 69 450            | 21        | 40 231 1              | 31-20-1 260 5           | 71 491            | PAC12 |
| Oct. 15, 2016  | Boulder (N) | W 40-16 | 48,588  | — —            | 27       | 52 315 5              | 32-23-0 265 0           | 84 580            | 7         | 28 50 0               | 35-13-1 149 1           | 63 199            | PAC12 |
| Nov. 4, 2017   | Tempe (N)   | L 30-41 | 44,553  | — —            | 23       | 39 109 2              | 41-23-1 345 1           | 80 454            | 27        | 54 381 3              | 34-18-0 202 2           | 88 583            | PAC12 |
| Oct. 6, 2018   | Boulder     | W 28-21 | 44,553  | — —            | 25       | 45 166 2              | 33-24-0 328 2           | 78 494            | 18        | 39 145 2              | 18-12-0 222 1           | 57 367            | PAC12 |

**CU INDIVIDUAL HIGHS**

**Most Yards Rushing:** 219, Phillip Lindsay, Oct. 15, 2016

**Most Yards Passing:** 389, Sefo Liufau, Oct. 10, 2015

**Most Receptions:** 13, Laviska Shenault, Oct. 6, 2018 (127 yards)

**Most Yards Receiving:** 128, Shay Fields, Nov. 4, 2017 (6 receptions)

**CU-ARIZONA STATE BY THE NUMBERS**

Here's a look at some numbers-related trivia (or lack thereof) in the Colorado-ASU series:

- 4** The number of U.S. Open (golf) titles won by the two schools alumni golfers (all by Buffs: **Hale Irwin** 3, **Steve Jones** 1).
- 7** The number of times one team has gained 500 or more yards in a game in the series (Arizona State 4, Colorado 3);
- 7:10** The amount of time Colorado used to run out the clock in the '18 win, the longest in CU history to end a game nursing a one-score lead.
- 8** The number of night games played between Colorado and Arizona State in the series;
- 8** The number of times Colorado has played in ASU's Sun Devil Stadium (in 2007-11-13-15-17 and the 1993, 1995 and 2002 Fiesta Bowls).
- 10-9** Colorado's record against Arizona State in men's basketball; the schools split the '17-18 regular season series and CU won in the Pac-12 tourney;
- 11-13** Colorado's record against Arizona State in women's basketball, though the Sun Devils have won the last 10 after CU started out 11-0;
- No. 16** The highest national ranking (AP) of either team (Arizona State in 2014) when the two have lined up across from each other;
- 28** The number of first downs by Colorado in the 2014 game (**27** in the final three quarters).
- 109** The number of rushing yards by **TB Hugh Charles** in the 2006 game, one yard shy of 50 percent of CU's offensive total (219).
- 199** The total offense by Arizona State in the 2016 game, the lowest of either team in the series.
- 200/400** In the first two series' games, Colorado gained in the low 200s on offense (219, 204) while Arizona State topped 400 in both (430, 407);
- 207** Phil Mickelson's winning 54-hole score in the 1990 CU-Fox Acres Invitational at Red Feather Lakes (rounds of 68-70-69 on the par-71 track);
- 219** The number of rushing yards by **TB Phillip Lindsay** in the 2016 game, more than CU rushed for in each of the first five games of the series;
- 523** Yards gained by Colorado in the second through fourth quarters in the 2014 game (to **204** Arizona State).
- 589** The number of miles between Boulder, Colorado, and Tempe, Ariz.;
- 2,523** The number of yards that Colorado has gained in the last five games in the series (**504.6** per);
- 4,705** The difference in elevation (feet) between Boulder (**5,345**) and Tempe (**1,175**); though some areas are near **1,500**).
- 218,107** The combined square miles of both states (Arizona **114,007**/Colorado **104,100**), ranking sixth and eighth, respectively, among the 50 states.





**IN THE ZONE:** In CU's last 14 season openers (2006-19), the Buffaloes are 42-of-46 in the red zone (28 TDs, 14 FGs), including 36-of-38 against Colorado State (and one of the four misses was at Hawai'i in 2015 in a controversial ending when the Mountain West officials botched setting the ball as time ran out (CU was 2-of-4 in that game)).





## TALE OF THE TAPE / COLORADO – ARIZONA STATE

Here's a comparative look between **Colorado** and **Arizona State** in both general areas as well as several statistical categories through games of Sept. 14 (national rankings where applicable in parenthesis):

|   |  |  |  |  |  |  |  |
|---|--|---|---|--|--|---|---|
| Category  |  | Colorado  | Arizona State   | Category   |  | Colorado  | Arizona State   |
| 2019 Overall Record .....                           |  | 2-1   | 3-0   | Third Down Conversion Defense.....                   |  | 43.6 (97)   | 36.7 (68)   |
| Streak .....  |  | Lost 1  | Won 3   | Fourth Down Conversion Offense .....                 |  | 83.3 (24)   | 66.7 (43)   |
| vs. AP Ranked Teams (at time of game) .....         |  | 1-0   | 1-0   | Fourth Down Conversion Defense.....                  |  | 66.7 (92)   | 28.6 (35)   |
| <u>Alumni On NFL Rosters (as of Sept. 16) .....</u> |  | <u>14</u>   | <u>13</u>   | Three & Outs on Defense.....                         |  | 10 (--)   | 11 (--)   |
| First Downs .....                                   |  | 64 (60)   | 47 (108)  | Tackles For Loss.....                                |  | 4.3 (115)   | 5.7 (79)  |
| Rushing Offense .....                               |  | 145.7 (89)  | 112.7 (109)   | Tackles For Loss Allowed .....                       |  | 5.3 (55)  | 7.7 (107)   |
| Average Per Rush.....                               |  | 4.3   | 3.0   | Quarterback Sacks By.....                            |  | 2.7 (41)  | 2.3 (60)  |
| Passing Offense.....                                |  | 275.7 (38)  | 242.7 (67)  | Quarterback Sacks Allowed.....                       |  | 1.7 (57)  | 3.3 (109)   |
| Completion Percentage.....                          |  | 64.4 (48)   | 61.0 (77)   | Net Punting .....                                    |  | 41.6 (29)   | 46.2 ( 5)   |
| Average Per Attempt.....                            |  | 10.0  | 9.5   | Punt Returns .....                                   |  | 5.0 (92)  | 6.8 (73)  |
| Passing Efficiency.....                             |  | 146.4 (55)  | 153.3 (45)  | Punt Return Yardage Defense.....                     |  | 5.8 (60)  | 5.1 (54)  |
| Total Offense .....                                 |  | 421.3 (63)  | 355.3 (97)  | Kickoff Returns.....                                 |  | 34.3 ( 6)   | 10.0 (126)  |
| Average Per Play.....                               |  | 6.8   | 5.7   | Kickoff Return Yardage Defense .....                 |  | 20.3 (72)   | 22.3 (90)   |
| Scoring Offense.....                                |  | 36.3 (39)   | 19.7 (111)  | Penalties Per Game.....                              |  | 6.3 (66)  | 5.7 (43)  |
| First Downs Allowed .....                           |  | 68 (109)  | 50 (49)   | Penalty Yards Per Game .....                         |  | 47.7 (41)   | 57.3 (74)   |
| Rushing Defense.....                                |  | 198.0 (112)   | 91.7 (29)   | Turnovers Gained .....                               |  | 10 ( 2)   | 5 (39)  |
| Average Per Rush.....                               |  | 4.0   | 2.8   | Turnovers Lost .....                                 |  | 3 (37)  | 2 (16)  |
| Passing Defense .....                               |  | 273.0 (104)   | 211.3 (62)  | Turnover Margin .....                                |  | +2.33 ( 2)  | +1.00 (21)  |
| Completion Percentage.....                          |  | 64.4  | 60.2  | Interceptions .....                                  |  | 4 ( 8)  | 1 (87)  |
| Average Per Attempt.....                            |  | 9.1   | 5.6   | Red Zone Scoring Percentage (Offense) ..             |  | 91.7 (28)   | 90.1 (35)   |
| Pass Efficiency Defense .....                       |  | 162.2 (116)   | 111.4 (29)  | Red Zone Scoring Percentage (Defense) ..             |  | 77.8 (51)   | 66.7 (29)   |
| Total Defense.....                                  |  | 471.0 (117)   | 303.0 (35)  | Time of Possession .....                             |  | 27:52 (103)   | 29:55 (69)  |
| Average Per Play .....                              |  | 6.5   | 4.3   | Strength of Record ( <i>ESPN Power Index</i> ) ..... |  | 62  | 39  |
| Scoring Defense .....                               |  | 30.7 (98)   | 7.0 ( 2)  | Schedule Strength ( <i>USA Today/Sagarin</i> ) ..... |  | 52  | 77  |
| Third Down Conversion Offense.....                  |  | 44.4 (45)   | 37.0 (86)   |  |  |   |   |

## THIS DAY IN COLORADO HISTORY: SEPTEMBER 21

Colorado is **4-2-1** all-time on **September 21**; a quick look at all the games: **1946**—The Buffaloes opened the season with a 13-7 win over Iowa State in Boulder; in a major defensive battle, CU outgained ISU, 165-113. Maurice Reilly and Roland Gregory scored touchdowns for CU, with Gregory's breaking a 7-7 tie in the fourth quarter. **1957**—CU traveled to Seattle to face Washington and left with a 6-6 tie, one of five in school history to open a season. Ed Clark scored CU's touchdown (PAT was missed); UW tied the game in the second quarter (PAT also missed). **1963**—in the late Eddie Crowder's first game as head coach, the Buffs battle toe-to-toe with No. 1 Southern California, but the Trojans would prevail in the end, 14-0. On a muddy Folsom Field due to heavy rains, USC outgains CU, 230-83, with an advantage in plays of 75-41. **1968**—CU opens the '68 season with a convincing 28-7 win over Oregon in Boulder; Bobby Anderson rushed for 69 yards on 24 carries to lead CU, but three of those carries went for touchdowns as Colorado led 14-0 at halftime and put the game away early in the fourth quarter. **1985**—The Buffs opened the year 2-0, exciting the fan base after winning just 14 games over the previous six years; with No. 7 Ohio State coming to town, over 7,000 tickets were sold on game day (to date still a school record), but the Buckeyes were too much for the young Buffs, leaving town with a 36-13 victory. **1991**—Colorado runs roughshod over Minnesota in Boulder, routing the Gophers by 58-0, rolling up 612 yards of total offense. **QB Darian Hagan** completed 7-of-8 passes for 162 yards and two touchdowns, with **QB Kordell Stewart** making his first appearance as a Buffalo late in the game, rushing eight times for 73 yards and a score. **2002**—A week after a humiliating 40-3 home loss to USC, the Buffs hit the road for a second straight game against a Pac-10 opponent, visiting Pasadena and No. 20 UCLA; ABC televised the game nationally and wasn't overly thrilled about the Buffs being 1-2 at that point. But a 31-17 win over the Bruins was the first of eight wins in nine games for Colorado, as TB Chris Brown would soon become a legitimate Heisman Trophy candidate after shredding the UCLA defense for 188 yards and three touchdowns.

**SEPTEMBER 21 COLORADO MVP:** Chris Brown, 2002. He rushed 26 times for 188 yards, scoring three TDs from 19, 7 and 8 yards out, while also catching a pass for 6 yards to give him 194 total for the hot, 99-degree afternoon.

## THIS WEEK'S HISTORICAL NOTE / 1989

Thirty years ago, on Sept. 23, 1989, CU quarterback **Sal Aunese** passed away due to complications from stomach cancer after a nearly six-month battle against the disease after being diagnosed with the disease in March. Colorado rolled to wins its first three games, toppling Texas (27-6), Colorado State (45-20) and over No. 10 Illinois (38-7), rising to the No. 5 in the nation. Aunese attended that last game on Sept. 16, one week before he passed, which happened when CU had a bye. There was a memorial service the following Monday at Macky Auditorium; the team departed for Seattle on Friday. After spotting the Huskies a 3-0 early lead, the Buffs worked to a 21-6 halftime advantage on two touchdown runs by Eric Bieniemy and one by J.J. Flannigan. Colorado then broke the game open with 17 points in the third quarter, led 38-6 entering the fourth en route to a 45-28 win (the Huskies added two cosmetic touchdowns in the final six minutes). The Buffs used the win to rise to No. 3 in the nation, as CU gained 420 yards rushing as Eric Bieniemy and J.J. Flannigan combined for 167 of those and three scores. CU eventually climbed into the No. 1 spot in both major polls for the first time in its history, finishing 11-0 for the regular season and winning its first Big 8 Championship since 1976. Only a 21-6 loss to Notre Dame in the Orange bowl prevented the Buffs from winning the title.





## COLORADO 28, ARIZONA STATE 21

(OCTOBER 6, 2018)

FOLSOM FIELD, BOULDER

BOULDER — Sophomore wide receiver Laviska Shenault Jr. scored four touchdowns — two receiving and two rushing — and No. 21 Colorado's defense came up with five consecutive stops in the second half to produce a 28-21 Buffs win over Arizona State.

The No. 21 Buffs improved to 5-0 overall and 2-0 in Pac-12 play in front of 52,681, the largest Folsom gathering in eight years as Colorado three times came back from a one-score deficit. ASU dropped to 3-3, 1-2.

Shenault finished with 13 catches for 127 yards and two scores and carried the ball five times for 13 yards and a pair of touchdowns to become the first player in CU history to have multiple touchdowns receiving and rushing in the same game. Colorado's offensive line, meanwhile, did not give up a sack against a team that had 18 sacks coming into the contest.

After giving up two scores in the first half, the Buffs limited ASU to just one touchdown after intermission, and that came on the Sun Devils' first possession before the Buff defense stiffened.

After playing catch-up for the better part of three quarters, the Buffs took their first lead of the game with 42 seconds remaining in the third period when Shenault ran in from the 1-yard line. Shenault's fourth touchdown of the day capped a seven-play, 80-yard CU drive that came after Colorado's defense had forced three straight ASU punts. The big play of the drive was a 51-yard Steven Montez pass to K.D. Nixon on first-and-20 from the CU 48.

ASU then threatened to score on the ensuing possession after quarterback Manny Wilkins hit Frank Darby with a 72-yard toss that put the Sun Devils at the Colorado 3-yard line. But the Buffs came up with a huge goal line stand that included a sack by

Mustafa Johnson and a pass breakup by Delrick Abrams Jr. in the end zone on fourth down.

In the final quarter, CU had advantages of 24-6 in plays, 97-3 in yards, 7-0 in first downs and 12:34-2:26 in possession time. It was the fourth time in five game that CU shut an opponent out in the final period, with the only fourth quarter score allowed by the Buffs a Colorado State field goal in the season opener.

ASU drove 86 yards for the first touchdown of the game, benefitting from a pair of CU penalties on third down. Eno Benjamin's 1-yard run gave the Sun Devils a 7-0 lead.

Colorado quickly answered, driving 75 yards on eight plays to tie the game, including a 39-yard pass to Tony Brown. Shenault took the direct snap and scored from 1 out to tie the game at 7-7.

Both teams then missed field goals on their next possessions before ASU regained the lead, going 79 yards in 13 plays, with Benjamin again scoring from 1 yard out.

But Colorado answered again, driving 84 yards on 13 plays. The Buffs converted two third downs and a fourth down on the drive. Montez and Shenault then capped the drive with a 3-yard TD pass with just 24 seconds left in the half to tie the game at 14-14 at intermission. It was Shenault's fifth straight game with a touchdown catch.

The Sun Devils opened the second half by going 75 yards in four plays for a touchdown, a 40-yard scoring toss to Darby.

But the Buffs responded with a 75-yard scoring drive in five plays, with Montez connecting with Shenault from 30 yards out for the tying score.

Colorado's defense then took over, producing five consecutive stops to set the stage for CU's winning touchdown and ensuing goal line stand.

|                    |   |   |    |   |   |    |
|--------------------|---|---|----|---|---|----|
| Arizona State..... | 7 | 7 | 7  | 0 | — | 21 |
| COLORADO.....      | 7 | 7 | 14 | 0 | — | 28 |

| SCORING   | Score | Time  | Qtr |
|---|-------|-------|-----|
| Arizona State — Benjamin 1 run (Ruiz kick)              | 0-7   | 5:47  | 1Q  |
| COLORADO — Shenault 1 run (Stefanou kick)               | 7-7   | 2:52  | 1Q  |
| Arizona State — Benjamin 1 run (Ruiz kick)              | 7-14  | 5:45  | 2Q  |
| COLORADO — Shenault 3 pass from Montez (Stefanou kick)  | 14-14 | 0:24  | 2Q  |
| Arizona State — Darby 40 pass from Wilkins (Ruiz kick)  | 14-21 | 13:35 | 3Q  |
| COLORADO — Shenault 30 pass from Montez (Stefanou kick) | 21-21 | 11:46 | 3Q  |
| COLORADO — Shenault 1 run (Stefanou kick)               | 28-21 | 0:42  | 3Q  |

Attendance: 52,681 Time: 3:05

Weather (50°): cloudy skies, 71% humidity, 7 mph winds from the north

| TEAM STATISTICS                         | COLORADO   | ARIZONA ST. |
|---|------------|-------------|
| First Downs.....                        | 25         | 18          |
| Third Down Efficiency (Fourth).....     | 8-16 (2-2) | 5-11 (0-1)  |
| Rushes—Net Yards.....                   | 45-166     | 39-145      |
| Passing Yards.....                      | 328        | 222         |
| Passes (Att-Comp-Int).....              | 33-24-0    | 18-12-0     |
| Total Offense.....                      | 494        | 367         |
| Return Yards.....                       | 8          | 20          |
| Punts: No-Average.....                  | 4-37.8     | 6-47.5      |
| Fumbles: No-Lost.....                   | 1-0        | 1-0         |
| Penalties/Yards.....                    | 6/60       | 5/35        |
| Quarterback Sacks—Yards.....            | 2-11       | 0-0         |
| Time of Possession.....                 | 33:27      | 26:33       |
| Drives/Average Field Position.....      | 10/C20     | 10/AS26     |
| Red Zone: Scores-Attempts (Points)..... | 3-3 (21)   | 2-3 (14)    |

## INDIVIDUAL STATISTICS

**Rushing**—Colorado: McMillian 30-136, Montez 3-17, Shenault 5-13, Evans 3-3, Nixon 1-1, Team 3-minus 4. **Arizona State:** Benjamin 28-120, Wilkins 7-14, Floyd 1-8, Harry 1-2, Smith 1-2, Team 1-minus 1.

**Passing**—Colorado: Montez 33-24-0, 328, 2 td. **Arizona State:** Wilkins 18-12-0, 222, 1 td.

**Receiving**—Colorado: Shenault 13-127, Nixon 5-97, Brown 4-55, MacIntyre 2-49. **Arizona State:** Darby 3-131, N'Keal 3-62, Williams 3-26, Benjamin 2-2, Hudson 1-1.

**Punting**—Colorado: Davis 4-37.8 (45 long, 1 In20). **Arizona State:** Sleep-Dalton, 4-47.5 (48 long, 2 In20).

**Punt Returns**—Colorado: R.Blackmon 2-8. **Arizona State:** Harry 1-11, Alyuk 1-9. **Kickoff Returns**—Colorado: Nixon 1-16. **Arizona State:** Lucas 1-16.

**Tackle Leaders**—Colorado: Johnson 8,2—10; Worthington 6,2—8; Lewis 5,2—7; Taylor 5,1—6; Gamboa 1,5—6; Landman 1,4—5; Abrams 3,1—4; Franke 3,1—4; Wells 2,1—3; Edwards 1,2—3; Wigley 2,0—2; Fisher 1,1—2. **Arizona State:** Harvey 9,5—14; Robertson 3,6—9; Forman 3,3—6; Butler 1,5—6; Bates 5,0—5; Lucas 2,3—5, Johnson 2,3—5.

**Quarterback Sacks**—Colorado: Johnson 1-8, Franke 1-3. **Arizona State:** none.

**Interceptions**—Colorado: none. **Arizona State:** none. **Passes Broken Up**—Colorado: Abrams, Taylor, Worthington. **Arizona State:** Williams.

## GAME NOTES

Colorado improved to 5-0 for the 25th time in its history, but for the first times since 1998 and 1994 ... CU is 2-0 in Pac-12 play for the second time in eight years in the conference ... Arizona State now leads the series by an 8-2 count (3-2 in Boulder) ... CU is now 19-8 in games on Parent's/Family Weekend dating back to 1992 ... This was CU's first game with the "white helmet/black jersey/black pant" look; it was the 11th time wearing the white helmets (record: 6-5) ... Arizona State's TD on its first possession were the first points by a CU opponent on an opening drive this season; the plays (13), yards (86) and time (6:33) were all opponent highs for any possession, scoring or non-scoring in 2018 ... **ILB Nate Landman** played 24 snaps before being ejected for targeting in the second quarter ... Colorado sealed the game with a 13-play drive that ate up the final 7:10 of the game; in the quarter, CU had advantages of 24-6 in plays, 97-3 in yards, 7-0 in first downs and 12:34-2:26 in possession time ... Colorado is now 36-10 all-time with a 100-yard rusher and a 100-yard receiver (3-0 this season) ... This was CU's 16th turnover-free game under head coach Mike MacIntyre ... **WR Laviska Shenault** became the first player in Colorado history to score multiple touchdowns rushing and receiving in the same game ... Offensive Line. CU did not allow a quarterback sack for the second time this season, and the ASU defense had "just" five tackles for loss; the Sun Devils came in with 18 sacks (fifth in the NCAA) and averaging 8.2 TFLs (18th) ... Just eight players touched the ball on offense for the Buffaloes: **QB Steven Montez** (36 plays), **TB Travon McMillian** (30), **WR Laviska Shenault** (18), **WR K.D. Nixon** (6), **WR Tony Brown** (4), **TB Kyle Evans** (3) and **WR Jay MacIntyre** (2) ... and of course **C Colby Pursell** (78) ... This was the 19th game in CU history where CU did not commit a turnover or allow a quarterback sack (16-3).



## COLORADO &amp; CONFERENCE OPENERS

In 125 conference openers in its history, Colorado has compiled an **81-42-2** record (a 65.6 winning percentage), including a 37-17-1 mark at Folsom Field (and 52-17-1 at home overall). Colorado was not a member of a conference from 1890-92 and did not play a conference schedule in 1905. Colorado was **7-8** in Big 12 Conference openers, as the Buffaloes started league play on the road six times in the final eight years it was a member of the league. In 63 conference openers in the Big Seven/Eight/12, the Buffs were **36-26-1** overall, including a 23-12-1 mark at home. CU is **3-5** in Pac-12 conference openers, averaging 37 points in its three wins and 20.4 in the five losses. The breakdown:

## Colorado Football Association (13-2)

|      |                     |   |       |
|------|---------------------|---|-------|
| 1893 | COLORADO STATE      | W | 44-6  |
| 1894 | DENVER              | W | 44-0  |
| 1895 | DENVER              | W | 28-0  |
| 1896 | at Colorado Mines   | W | 30-0  |
| 1897 | at Colorado College | W | 8-0   |
| 1898 | at Colorado College | L | 0-22  |
| 1899 | at Colorado State   | W | 63-0  |
| 1900 | COLORADO STATE      | W | 29-0  |
| 1901 | at Colorado College | W | 11-2  |
| 1902 | DENVER              | W | 24-0  |
| 1903 | COLORADO STATE      | W | 5-0   |
| 1904 | at Colorado Mines   | L | 10-13 |
| 1906 | DENVER              | W | 6-0   |
| 1907 | DENVER              | W | 29-4  |
| 1908 | at Colorado State   | W | 8-0   |

## Colorado Faculty Athletic Conf. (1-0)

|      |                   |   |      |
|------|-------------------|---|------|
| 1909 | at Colorado State | W | 57-0 |
|------|-------------------|---|------|

## Rocky Mountain Athletic Conf. (20-7-1)

|      |                      |   |       |
|------|----------------------|---|-------|
| 1910 | UTAH                 | W | 11-0  |
| 1911 | COLORADO COLLEGE     | W | 8-2   |
| 1912 | at Colorado State    | L | 0-21  |
| 1913 | COLORADO STATE       | W | 16-7  |
| 1914 | at Colorado State    | W | 33-6  |
| 1915 | COLORADO STATE       | L | 6-23  |
| 1916 | WYOMING              | W | 16-10 |
| 1917 | at Denver            | L | 0-7   |
| 1918 | at Denver            | L | 0-6   |
| 1919 | at Colorado State    | L | 7-49  |
| 1920 | at Denver            | W | 31-0  |
| 1921 | DENVER               | W | 10-7  |
| 1922 | NEW MEXICO           | W | 3-0   |
| 1923 | BRIGHAM YOUNG        | W | 41-0  |
| 1924 | at Colorado College  | W | 26-0  |
| 1925 | MONTANA STATE        | W | 23-3  |
| 1926 | MONTANA STATE        | L | 3-6   |
| 1927 | WESTERN STATE        | W | 25-6  |
| 1928 | at Northern Colorado | W | 21-6  |
| 1929 | NORTHERN COLORADO    | W | 19-0  |
| 1930 | at Utah State        | T | 0-0   |
| 1931 | COLORADO MINES       | W | 27-0  |
| 1932 | at Colorado Mines    | W | 31-0  |
| 1933 | COLORADO MINES       | W | 42-0  |
| 1934 | at Northern Colorado | L | 7-13  |

|      |                |   |      |
|------|----------------|---|------|
| 1935 | COLORADO MINES | W | 58-0 |
| 1936 | COLORADO MINES | W | 33-0 |
| 1937 | UTAH STATE     | W | 33-0 |

## Mountain States Conference (8-2)

|      |               |   |       |
|------|---------------|---|-------|
| 1938 | at Utah State | L | 0-20  |
| 1939 | UTAH STATE    | L | 6-16  |
| 1940 | at Utah State | W | 26-0  |
| 1941 | UTAH STATE    | W | 13-7  |
| 1942 | at Utah State | W | 31-14 |
| 1943 | UTAH          | W | 35-0  |
| 1944 | at Utah       | W | 26-0  |
| 1945 | UTAH          | W | 18-13 |
| 1946 | UTAH STATE    | W | 6-0   |
| 1947 | BRIGHAM YOUNG | W | 9-7   |

## Big Seven Conference (6-5-1)

|      |               |   |       |
|------|---------------|---|-------|
| 1948 | at Kansas     | L | 7-40  |
| 1949 | KANSAS        | W | 13-12 |
| 1950 | at Iowa State | L | 7-14  |
| 1951 | KANSAS (#20)  | W | 35-27 |
| 1952 | OKLAHOMA (#4) | T | 21-21 |
| 1953 | MISSOURI      | L | 16-27 |
| 1954 | at Kansas     | W | 27-0  |
| 1955 | KANSAS        | W | 12-0  |
| 1956 | KANSAS STATE  | W | 34-0  |
| 1957 | KANSAS        | L | 34-35 |
| 1958 | KANSAS STATE  | W | 13-3  |
| 1959 | at Oklahoma   | L | 12-42 |

## Big Eight Conference (23-13)

|      |                   |   |       |
|------|-------------------|---|-------|
| 1960 | KANSAS STATE      | W | 27-7  |
| 1961 | OKLAHOMA STATE    | W | 24-0  |
| 1962 | KANSAS STATE      | W | 6-0   |
| 1963 | at Kansas State   | W | 21-7  |
| 1964 | KANSAS STATE      | L | 14-16 |
| 1965 | at Kansas State   | W | 36-0  |
| 1966 | KANSAS STATE      | W | 10-0  |
| 1967 | IOWA STATE        | W | 34-0  |
| 1968 | at Iowa State     | W | 28-18 |
| 1969 | at Iowa State     | W | 14-0  |
| 1970 | at Kansas State   | L | 20-21 |
| 1971 | KANSAS STATE      | W | 31-21 |
| 1972 | at Oklahoma State | L | 6-31  |
| 1973 | at Iowa State     | W | 23-16 |
| 1974 | IOWA STATE        | W | 34-7  |
| 1975 | at Oklahoma (#1)  | L | 20-21 |

|      |                         |   |       |
|------|-------------------------|---|-------|
| 1976 | NEBRASKA (#6)           | L | 12-24 |
| 1977 | OKLAHOMA STATE          | W | 29-13 |
| 1978 | KANSAS                  | W | 17-7  |
| 1979 | at Oklahoma (#3)        | L | 24-49 |
| 1980 | OKLAHOMA (#12)          | L | 42-82 |
| 1981 | at Nebraska             | L | 0-59  |
| 1982 | NEBRASKA (#7)           | L | 14-40 |
| 1983 | MISSOURI                | L | 20-59 |
| 1984 | at Missouri             | L | 7-52  |
| 1985 | MISSOURI                | W | 38-7  |
| 1986 | at Missouri             | W | 17-12 |
| 1987 | at Oklahoma State (#19) | L | 17-42 |
| 1988 | OKLAHOMA STATE (#13)    | L | 21-41 |
| 1989 | MISSOURI                | W | 49-3  |
| 1990 | at Missouri             | W | 33-31 |
| 1991 | MISSOURI                | W | 55-7  |
| 1992 | at Missouri             | W | 6-0   |
| 1993 | MISSOURI                | W | 30-18 |
| 1994 | at Missouri             | W | 38-23 |
| 1995 | at Oklahoma (#10)       | W | 38-17 |

## Big 12 Conference (7-8)


|      |                    |   |       |
|------|--------------------|---|-------|
| 1996 | at Texas A&M       | W | 24-10 |
| 1997 | TEXAS A&M (#21)    | L | 10-16 |
| 1998 | BAYLOR             | W | 18-16 |
| 1999 | KANSAS             | W | 51-17 |
| 2000 | KANSAS STATE (#5)  | L | 21-44 |
| 2001 | KANSAS             | W | 27-16 |
| 2002 | KANSAS STATE (#13) | W | 35-31 |
| 2003 | at Baylor          | L | 30-42 |
| 2004 | at Missouri        | L | 9-17  |
| 2005 | at Oklahoma State  | W | 34-0  |
| 2006 | at Missouri (#25)  | L | 13-28 |
| 2007 | OKLAHOMA (#3)      | W | 27-24 |
| 2008 | TEXAS (#5)         | L | 14-38 |
| 2009 | at Texas (#2)      | L | 14-38 |
| 2010 | at Missouri (#24)  | L | 0-26  |

## Pac-12 Conference (3-5)

|      |                     |   |       |
|------|---------------------|---|-------|
| 2011 | WASHINGTON STATE    | L | 27-31 |
| 2012 | at Washington State | W | 35-34 |
| 2013 | at Oregon State     | L | 17-44 |
| 2014 | ARIZONA STATE (#16) | L | 24-38 |
| 2015 | OREGON              | L | 24-41 |
| 2016 | at Oregon           | W | 41-38 |
| 2017 | WASHINGTON (#7)     | L | 10-37 |
| 2018 | UCLA                | W | 38-16 |

## SIGNATURE CONFERENCE OPENER ANNIVERSARY GAME — 50th.

Colorado entered the game at Iowa State on Oct. 11, 1969 with a 2-1 record, coming off a big home win over Indiana, 30-7, when **Bobby Anderson** made his debut at tailback after being CU's starting quarterback for two-plus seasons. Anderson handled the challenge of his first road game in his new position brilliantly, scoring on a 69-yard run to open the scoring just five minutes into the game; **Dave Haney's** extra point made it 7-0. Early in the second quarter, quarterback **Paul Arendt** scored from five yards out, with Haney's PAT kick putting the Buffaloes up, 14-0. That would do it for the day's scoring, as the game would remain scoreless for the final 42 minutes and 18 seconds that crisp autumn afternoon (56 degrees) in Ames. CU rolled up 402 yards on offense, with Anderson rushing 13 times for 121 yards, but a stifling defense limiting the Cyclones to just 167 yards, including 56 yards on 42 "rushing" attempts. The real story on the day was the pass rush on Iowa State's signal callers: the Buffs recorded 12 sacks for 97 yards in losses, yards which are taken off rushing in the NCAA. The late **Bill Brundige** had four sacks in the game, with **Herb Orvis** adding three.







## 2019 SEASON HONORS

## BUFFALOES ON NATIONAL AWARD LISTS

(Watch Lists/Official Nominations)

**Chuck Bednarik Award** (top defensive player): **DE Mustafa Johnson & ILB Nate Landman** (two of 80 players on official watch list)  
**Biletnikoff Award** (nation's top receiver regardless of position): **WR Laviska Shenault** (one of 50 players on official watch list)  
**Burlsworth Trophy** (nation's top one-time walk-on performer): **SN J.T. Bale** (will be CU's official nomination)  
**William Campbell Trophy** (the academic "Heisman"): **S Lucas Cooper** (CU's official nomination)  
**CoSIDA/Mayo Clinic Comeback Player of the Year** (overcoming adversity, injury or illness): **P Alex Kinney** (CU's official nomination)  
**Dick Butkus Award** (top linebacker): **ILB Nate Landman & OLB Davion Taylor** (two of 51 players on official watch list)  
**Maxwell Award** (national player of the year): **QB Steven Montez and WR Laviska Shenault** (two of 80 players on official watch list)  
**Earl Campbell Tyler Rose Award** (outstanding offensive player with ties to state of Texas): **QB Steven Montez & WR Laviska Shenault** (two of 42 on official watch list)  
**Ray Guy Award** (top punter): **P Alex Kinney** (one of 26 players on official watch list)  
**Ted Hendricks Award** (top defensive end): **DE Mustafa Johnson** (one of 37 players on official watch list)  
**Paul Hornung Award** (most versatile player): **WR Laviska Shenault** (one of 44 players on official watch list)  
**Patrick Mannelly Award** (top long snapper): **SN J.T. Bale** (one of 25 players on official watch list)  
**Manning Award** (top quarterback in the nation, including postseason): **QB Steven Montez** (one of 30 players on official watch list)  
**Bronko Nagurski Trophy** (top defensive player): **DE Mustafa Johnson & ILB Nate Landman** (two of 92 players on official watch list)  
**Davey O'Brien Award** (nation's best quarterback): **QB Steven Montez** (one of 30 players on official watch list)  
**Polynesian Player of the Year** (nation's top player with Polynesian roots): **DT Jalen Sami** (one of 63 players on the official watch list)  
**Rimington Award** (nation's top center): **C Tim Lynott, Jr.** (one of 80 players on the official watch list)  
**Johnny Unitas Golden Arm Award** (nation's top senior or fourth-year quarterback): **QB Steven Montez** (one of 49 players on official watch list)  
**Freshman All-America Candidates** (selected by the FWAA): **ILB Mark Perry, WR Dimitri Stanley**

## ARROW CU ATHLETES-OF-THE-WEEK

**TB ALEX FONTENOT** (honorable mention: Aug. 30, vs. Colorado State: 19-125, 3 TD rushing)

## PAC-12 PLAYER OF THE WEEK (six selected weekly)

**DE MUSTAFA JOHNSON** (Sept. 7, Defensive Lineman vs. Nebraska: 6,2—8 TT, 3-21 QBS, FF, QBH; all sacks on 3rd Down, one led to CU FG, another to NU FG miss)

## NFF/COLORADO CHAPTER STATE OF COLORADO PLAYER OF THE WEEK

**TB ALEX FONTENOT** (Aug. 30, vs. Colorado State: 19-125, 3 TD rushing)

**WR K.D. NIXON** (Sept. 7, vs. Nebraska: 6-148, 1 TD, 2 FDE receiving; caught a school record 96-yard TD pass from Steven Montez)

## RAY GUY AWARD / RAY'S EIGHT OF THE WEEK

**P ALEX KINNEY** (Sept. 7 vs. Nebraska: 6-45.2 avg. (45.2 net avg.), 60 long; 5 In20, 3 In15, 2 In10, 1 In5)

## EARL CAMPBELL ROSE TYLER ROSE AWARD

**TB ALEX FONTENOT** (honorable mention: Aug. 30, vs. Colorado State: 19-125, 3 TD rushing)

**QB STEVEN MONTEZ** (honorable mention: Sept. 7 vs. Nebraska: 41-28-1, 375, 2 TD, 13 FDE passing; threw a school record 96-yard TD pass to K.D. Nixon)

## CU STUDENT-ATHLETE-OF-THE-MONTH (self-advocacy, dedication, work ethic)

**ILB AKIL JONES** (July 2019; Ethnic Studies major)

**OLB ALEX TCHANGAM** (September 2019; Ethnic Studies major)

## INAUGURATIONS

**Mel Tucker** was named the 26th full-time head coach in Colorado history last December 5, the 16th dating back to 1935; after the first 10 CU coaches opened 8-1-1, the last 15 have gone 2-13. **Mike MacIntyre** became just the second coach in that group to win his CU opener in an 81-year span with a 41-27 win over Colorado State in Denver in 2013; the only other coach to do so since **Herbert Hoover** was U.S. President was **Rick Neuheisel**, who saw his team defeat Wisconsin in Madison, 43-7, in 1995 (one year after Tucker graduated). Both teams have scored 10 or more points in a new CU chief's debut only nine times, all since 1959. Overall, Colorado coaches are **10-14-1** in their debut games at the reins of the Buffaloes; here's a closer look (number in parenthesis indicates how many games that coach won in a row to begin career):

|             |                   |                       |   |       |     |             |                   |                                |          |              |
|-------------|-------------------|-----------------------|---|-------|-----|-------------|-------------------|--------------------------------|----------|--------------|
| <b>1894</b> | Harry Heller      | EAST DENVER H.S.      | W | 46- 0 | (7) | <b>1948</b> | Dallas Ward       | NEW MEXICO                     | L        | 6- 9         |
| <b>1895</b> | Fred Folsom       | DENVER MANUAL H.S.    | W | 36- 0 | (3) | <b>1959</b> | Sonny Grandelius  | WASHINGTON                     | L        | 12-21        |
| <b>1900</b> | T.W. Mortimer     | at Denver Manual H.S. | W | 29- 0 | (5) | <b>1962</b> | Bud Davis         | at Utah                        | L        | 21-37        |
| <b>1903</b> | Dave Cropp        | at State Prep School  | W | 40- 0 | (3) | <b>1963</b> | Eddie Crowder     | SOUTHERN CALIFORNIA            | L        | 0-14         |
| <b>1905</b> | Willis Kleinholtz | at North Denver H.S.  | W | 28- 0 | (6) | <b>1974</b> | Bill Mallory      | at Louisiana State             | L        | 14-42        |
| <b>1906</b> | Frank Castleman   | STATE PREP SCHOOL     | W | 22- 0 |     | <b>1979</b> | Chuck Fairbanks   | OREGON                         | L        | 19-33        |
| <b>1916</b> | Bob Evans         | ALUMNI                | T | 0- 0  |     | <b>1982</b> | Bill McCartney    | CALIFORNIA                     | L        | 17-31        |
| <b>1918</b> | Joe Mills         | NORTHERN COLORADO     | L | 0- 9  |     | <b>1995</b> | Rick Neuheisel    | at Wisconsin                   | W        | 43- 7 (5)    |
| <b>1920</b> | Myron Witham      | at Denver             | W | 31- 0 | (2) | <b>1999</b> | Gary Barnett      | Colorado State (Denver)        | L        | 14-41        |
| <b>1932</b> | William Saunders  | at Colorado Mines     | W | 31- 0 | (2) | <b>2006</b> | Dan Hawkins       | MONTANA STATE                  | L        | 10-19        |
| <b>1935</b> | Bunnie Oakes      | at Oklahoma           | L | 0- 3  |     | <b>2011</b> | Jon Embree        | at Hawai'i                     | L        | 17-34        |
| <b>1940</b> | Frank Potts       | at Texas              | L | 7-39  |     | <b>2013</b> | Mike MacIntyre    | Colorado State (Denver)        | W        | 41-27 (2)    |
| <b>1941</b> | Jim Yeager        | TEXAS                 | L | 6-34  |     | <b>2019</b> | <b>Mel Tucker</b> | <b>Colorado State (Denver)</b> | <b>W</b> | <b>52-31</b> |



**BACK-TO-BACK (AND THIS YEAR: -TO BACK) RIVALS FOR OPENERS?**

When Colorado opened with Colorado State and Nebraska last year, it was just the 13th time a school opened with back-to-back traditional rivals since the advent of 11 game regular seasons schedules beginning in 1971; and of the previous 12 time, only five schools did it (Boise State, Georgia, Illinois, New Mexico State and Temple). Fast-forward to 2019, and the Buffaloes are opening with three traditional rivals: Colorado State in Denver, Nebraska in Boulder and Air Force in Boulder. The Buffaloes and Falcons will meet at Folsom Field this Saturday – the first meeting between the schools since 1974; this be just the second time CSU and AFA appear on the schedule in the same year, along with 1958. After that season, the series with CSU went dormant for 25 years while Air Force appeared every year except one between 1958 and 1974.

| School   | Year | Week 1            | Result   | Week 2       | Result   | School        | Year | Week 1           | Result   | Week 2            | Result   |
|----------|------|-------------------|----------|--------------|----------|---------------|------|------------------|----------|-------------------|----------|
| Illinois | 1975 | at Iowa           | W, 27-12 | Missouri     | L, 20-30 | Boise State   | 2003 | Idaho State      | W, 62-0  | at Idaho          | W, 24-10 |
| Illinois | 1976 | Iowa              | W, 24-6  | at Missouri  | W, 31-6  | Temple        | 2009 | Villanova        | L, 24-27 | at Penn State     | L, 6-31  |
| Illinois | 1984 | Northwestern      | W, 24-16 | Missouri     | W, 30-24 | Georgia       | 2013 | at Clemson       | L, 35-38 | South Carolina    | W, 41-30 |
| Georgia  | 1992 | at South Carolina | W, 28-6  | Tennessee    | L, 31-34 | Georgia       | 2014 | Clemson          | W, 45-21 | at South Carolina | L, 35-38 |
| Georgia  | 1993 | South Carolina    | L, 21-23 | at Tennessee | L, 6-38  | N. Mexico St. | 2016 | at Texas-El Paso | L, 22-38 | New Mexico        | W, 32-31 |
| Georgia  | 1994 | at South Carolina | W, 24-21 | Tennessee    | L, 23-41 | Colorado      | 2018 | Colorado State   | W, 45-13 | at Nebraska       | W, 33-28 |
| Georgia  | 1995 | South Carolina    | W, 42-23 | at Tennessee | L, 27-30 | Colorado      | 2019 | Colorado State   | W, 52-31 | Nebraska (OT)     | W, 34-31 |

- Colorado has played Colorado State (91), Nebraska (71) and Air Force (17) a combined **179** times; the remaining nine schools on CU's schedule in 2019 have combined to play the Buffaloes **165** times (and 65 of those by CU's other top 20th century rival, Utah).

**ONU MAKING HIS MARK FAST**

Graduate transfer (from SMU) **S Mikial Onu** has made his mark pretty quick as a Buffalo this season. He already has three interceptions on the year om as many games, topping **ILB Nate Landman's** team-high of two in 2018 and matching **S Evan Worthington's** CU-best of three in 2017 (**S Tedric Thompson** had seven in 2016).

- He has now created five (of CU's 10) turnovers, with three picks and two forced fumbles. The CU season record for most turnovers created is nine, held by two school Hall-of-Famers, Dick Anderson in 1967 and John Stearns, in 1972. Anderson had seven interceptions and two forced fumbles, while Stearns had six picks and three forced fumbles.
- Onu also racked up 12 tackles in the overtime loss to Air Force (10 of which we solo stops).

**FAMILY TIES**

The University of Colorado has two sets of brothers: **PK/P Davis** and **PK Evan Price**, and **WR Laviska** and **WR Vontae Shenault**. Two Buffs have fathers who played for CU, **WR Curtis Chiaverini** (Darrin, CU's assistant head coach, 1995-98) and **WR Dimitri Stanley** (Walter, 1980-81). **DB Uryan Hudson's** uncle is Chris Hudson (the 1994 Thorpe Award winner), while **TE Brady Russell's** uncle is Matt Russell (the 1996 Butkus Award recipient).

- **Father-Son Scoring.** When **WR Dimitri Stanley** scored the first touchdown (and points) of his career with his 13-yard TD reception in the fourth quarter, he joined his father Walter ('81) as the fourth father-son duo to score points for the Buffs (the list; year is the last season on the Buffs):

|   |  |
|---|--|
| <b>Father:</b> Larry Brunson, 1971 (3 TDs)  | <b>Son:</b> Matt Brunson, 2001 (2 TDs)   |
| <b>Father:</b> Marc Walters, 1986 (2 TDs)   | <b>Son:</b> Ryan Walters, 2006 (1 TD)    |
| <b>Father:</b> Dick Anderson, 1967 (2 PATs) | <b>Son:</b> Blake Anderson, 1994 (1 TD)  |
| <b>Father:</b> Walter Stanley, 1981 (5 TDs) | <b>Son:</b> Dimitri Stanley, 2019 (1 TD) |

**THE CUPBOARD MAY NOT BE BARE, BUT ...**

This year's University of Colorado team will enter the season with players on the roster just making **179** previous career starts – the fewest in program history since the advent of 11-game regular seasons in 1971. There are no players who have had career starts at either running back or defensive tackle; **110** of the starts on are offense. Here are the returning number of starts by position, and the number of players making those (\*—11 made at a previous CB position):

|                              |                                  |                                 |                           |
|------------------------------|----------------------------------|---------------------------------|---------------------------|
| <b>56</b> Offensive Line (4) | <b>18</b> Outside Linebacker (3) | <b>13</b> Defensive End (2)     | <b>0</b> Defensive Tackle |
| <b>27</b> Quarterback (1)    | <b>14</b> *Safety (2)            | <b>12</b> Inside Linebacker (1) | <b>0</b> Running Back     |
| <b>24</b> Wide Receiver (4)  | <b>13</b> Cornerback (3)         | <b>3</b> Tight End (1)          |                           |

**HALL OF FAMERS PASS**

The Buffaloes lost two former players within the last eight months who were inducted into All-Americans and enshrined in CU's Athletic Hall of Fame, **DE Bill Brundige** (Dec. 29, he was 70) and **WR Cliff Branch** (August 1 at the age of 71). Branch was inducted in 2010 in the eighth class of the Hall, while Brundige soon followed, getting the call for CU's Hall in the 10th class (2014). They were both members of CU's 69 Liberty Bowl champion team, Brundige a senior with Branch forced to sit out by the NCAA. Brundige was drafted by the Washington Redskins in 1970 and spent eight seasons with the club, while Branch was selected by the Raiders and spent 14 seasons with the franchise.

This is the fourth time that the Buffs and Broncos have first-year head coaches in the same season. In 1962, **Bud Davis** took over the CU program while Jack Faulkner did so for the Broncos; in 1995, **Rick Neuheisel** (CU) and **Mike Shanahan** (Denver) were named the top man; and in 2011, **Jon Embree** (CU) and **John Fox** (Broncos) took over the reins of their respective teams.



## CAREER CHART WATCH

Here's where several Buffaloes rank on some of CU's all-time three games into the 2019 season (*Note: Colorado does not count bowl stats into career totals to protect past history, thus career numbers for players past and present will differ from NCAA*):

- ⇒ **TB BEAU BISHARAT** is tied for eighth in special team tackles (**31**) and is sixth in special team points (**74**).
- ⇒ **WR TONY BROWN** is 70th in receptions (**42**) and is 84th in receiving yards (**484**).
- ⇒ **P ALEX KINNEY** is second in punts inside-the-20 (**79**) and 11th in career average (**41.58**).
- ⇒ **QB STEVEN MONTEZ** is fourth in passing yards (**7,668**), is fourth in pass attempts (**1,011**), is fourth in completions (**632**), is third in touchdown passes (**52**), is 62nd in rushing yards (**813**), is seventh in true rushing yards by a quarterback (**1,320**) and is second in total offense (**8,481**).
- ⇒ **WR K.D. NIXON** is 40th in receptions (**65**) and is 39th in receiving yards (**850**).
- ⇒ **WR LAVISKA SHENAULT** is 15th in receptions (**109**), is 15th in receiving yards (**1,382**) and is tied for 57th in scoring (**90** points).
- ⇒ **PK JAMES STEFANO** is 18th in overall scoring and is seventh in kick-scoring (**157** points) and is fifth in field goals made (**26**).

## AROUND THE NATION

Colorado has traditionally stocked its rosters primarily with players from three states: Colorado, California and Texas (**74.1** percent of the entire roster—active and inactive—as of Sept. 3: **83** of **112** players). The roll call of state producers for the Buffaloes: California **38**, Colorado **27**, Texas **18**, Florida **3**, Georgia **3**, Michigan **3**, Alabama **2**, Illinois **2**, Mississippi **2**, Oregon **2**, Washington **2**, Arizona **1**, Indiana **1**, Louisiana **1**, South Carolina **1**, Virginia **1**. That's **16** states total along with **AMERICAN SAMOA (2)**, **AUSTRALIA (1)** and **AUSTRIA (1)** that has produced the make-up of this year's team.

- ➔ **AROUND THE WORLD:** Eight Buffaloes were born outside of the United States: **WR Daniel Arias** (Santa Domingo, D.R.), **OLB Joshka Gustav** (Germany), **ILB Nate Landman** (Zimbabwe), **OL Va'atofu Sauvao** (American Samoa), **OL Valentin Senn** (Austria), **PK James Stefanou** (Australia) and **OLB Alex Tchangam** (Cameroon). TE coach **Al Pupunu** was also born overseas (Tonga).
- ➔ **BY CLASS:** 3 graduate transfers; 15 seniors (8 fifth-year), 20 juniors, 30 sophomores, 45 freshmen (16 redshirt/3 2nd-year/26 true).

## AND THE J'S HAVE IT

Statistics show that more first names in the United States begin with the letter "**J**," followed by M, S, D and C. The Buffaloes take that to the extreme: on the 2019 Colorado roster, over 20 percent on the team has first names that begin with J: **24** players overall who go by **21** different J names. The list:

|                  |              |              |              |                 |                 |               |
|------------------|--------------|--------------|--------------|-----------------|-----------------|---------------|
| <b>Jake (2)</b>  | <b>J.T.</b>  | <b>Jamar</b> | <b>Jarek</b> | <b>Jayden</b>   | <b>Joe</b>      | <b>Josh</b>   |
| <b>Jalen (2)</b> | <b>Jack</b>  | <b>Janaz</b> | <b>Jaren</b> | <b>Jaylon</b>   | <b>Jonathan</b> | <b>Joshka</b> |
| <b>James (2)</b> | <b>Jacob</b> | <b>Jared</b> | <b>Jash</b>  | <b>Jeremiah</b> | <b>John</b>     | <b>Joshua</b> |

## APOLLO MOON PROGRAM TRIVIA



America celebrated the 50th anniversary of Apollo 11 and man stepping foot on the moon on July 20, 1969, a reminder that one of the three men who traveled the furthest away from Earth (due to where the Moon was located during their mission) was a Colorado Buffalo. **Jack Swigert**, a '53 CU graduate, lettered from 1950-52 at guard (teammates included Tom Brookshier and Carroll Hardy). He was the command module pilot for the ill-fated **Apollo 13**, the mission dubbed a "successful failure" as the ship made it back to Earth after orbiting the moon despite an oxygen tank explosion in April 1971. Swigert's fellow astronauts were **Jim Lovell (L.)** and **Fred Haise (r.)**; he was played by actor Kevin Bacon in the 1995 movie *Apollo 13* depicting the journey; with Hollywood often taking liberties, it was Swigert who said the famous line, "Houston, we've had a problem," not Tom Hanks delivering it as Lovell. The three men flew **248,655** miles away from Earth, the furthest distance ever recorded by humans, putting their round trip mileage at 497,310 miles. (*Swigert, who died in 1982 just after being elected to Congress from Colorado, wasn't even supposed to be on that mission; he replaced Ken Mattingly 48 hours prior when Mattingly was exposed to the measles and was removed from the flight.*)

## THE BUFFS IN NFL STADIUMS

The Buffaloes have played **25** games to date in seven current NFL venues, owning a record of **15-10** (11-5 in Denver, 1-0 in Foxborough, 1-0 in San Diego, 1-0 in Seattle, 1-2 in Houston, 0-1 in Jacksonville, 0-1 in Kansas City and 0-1 in Santa Clara). All-time, the Buffs are **21-21-1** playing games in stadiums that simultaneously hosted NFL teams (13-6 in Denver, 1-0 in Foxborough, 1-0 in Irving, 1-0 in San Diego, 1-0 in Seattle, 2-3 in Houston, 1-2 in Miami 1-2 in Tempe, 0-2-1 in Anaheim, 0-1 in Jacksonville, 0-1 in Kansas City, 0-1 in Santa Clara and 0-3 in Los Angeles).

## MORETTI MEDICALLY RETIRES

Sophomore **OL Jake Moretti** decided to end his football career in late July, as he had battled knee, foot and nerve injuries over the last three years. The 6-4, 290-pound product of Arvada's Pomona High School redshirted as a freshman in 2017, but appeared in seven games in 2018, including a pair of starts. He was in for 65 snaps overall, seeing his most action against New Hampshire (33 snaps) and USC (18).

**SACK DOMESTIC VIOLENCE.** CU Athletics and its multimedia rightsholder, Buffalo Sports Properties, have partnered with Burnham Law to "Stop Domestic Violence" this football season. For each defensive "three and out" or "fourth down stop" that the Buffs record, Burnham Law will donate \$100 to benefit locally based SPAN (Safehouse Progressive Alliance for Nonviolence) and the CU Boulder Office of Victim Assistance (OVA), two organizations that support survivors, raise awareness around domestic violence and reduce violence in Boulder and surrounding communities.



## COLLEGE FOOTBALL CELEBRATING 150TH ANNIVERSARY

College football is celebrating the **150th anniversary** of the first-ever college game, played on November 6, 1869. It's in the books at Rutgers 6, Princeton 4, but Princeton was actually known then as the College of New Jersey Tigers; Rutgers at the time were the Queensmen before adopting the Scarlet Knights as its nickname. The game was played primarily with rules closer to rugby, and few probably know that a week later on November 13, the College of New Jersey avenged the loss with an 8-0 win. Meanwhile, nearly 1,800 miles to the west, the University of Colorado was seven years away from being formed, and CU did not start playing football until 1890. Boulder looked like, well, the picture to the right. The Buffaloes are wearing a 150 decal on their helmets this season.



➔ **THE 150 LOGO** (*pictured on front page of release*): CU is one of several schools incorporating the 150 as the stencil for the 50-yard line; the Buffs are joined by BYU, Clemson, Connecticut, Duke, Florida State, Georgia Tech, N.C. State and Syracuse. The Sugar Bowl and College Football Playoff games will use it as well.

## SEASON TICKET SALES UP 5+ PERCENT

CU sold **20,320** public season tickets for the 2019 season, an increase of **1,036** (or 5.4 percent) over 2018. While not cracking the top six in season-to-season ticket increases in school history, there is some significance to the additional sales: the last time CU hired a new head coach and season ticket sales increased (without some major reduced pricing) was in 1974. There were 27,996 season ticket holders in 1973, Eddie Crowder's last year as head coach, and that number jumped to 29,260 for 1974 when Bill Mallory took over; sales declined, slightly for the most part, for six of the seven head coaches in-between Mallory and Mel Tucker (the exception was in 2011; Jon Embree took over as coach, but sales got bumps from joining the Pac-12, hosting Oregon and USC and a special \$120 season ticket price). Here are the largest season ticket increases in school history since records are available dating back to World War II:

|                     |               |               |                    |               |               |
|---------------------|---------------|---------------|--------------------|---------------|---------------|
| <b>10,885</b> ..... | 27,989 (1972) | 17,104 (1971) | <b>3,865</b> ..... | 31,331 (1976) | 27,466 (1975) |
| <b>6,963</b> .....  | 26,331 (1990) | 19,368 (1989) | <b>2,798</b> ..... | 19,083 (1986) | 16,285 (1985) |
| <b>5,534</b> .....  | 25,172 (2011) | 19,638 (2010) | <b>2,797</b> ..... | 20,808 (2017) | 18,011 (2016) |

➔ **STUDENT TICKETS:** CU's students purchased their entire allotment of **12,254** tickets.

## NOYER MOVES TO D, MAYBE ANOTHER HALE IRWIN?

Since the end of the Platoon Era (pre-1965), there have been very few occasions where players who lettered at quarterback, made the switch to another position and then earned a letter at their new spot. **Sam Noyer** moved from quarterback to safety on August 19 and is anxious to make an impact on the other side of the ball. The most famous switch in CU history happened in the third game of the '69 season, when **Bobby Anderson** moved from quarterback to tailback and would go on to earn first-team All-American honors. **Charles Davis** ('78-81) bounced around between quarterback, halfback and fullback over the course of his career while lettering four times; **Ayyub Abdul-Rahmaan** earned a letter at quarterback in 1995 and then at receiver in '96; **Adam Bledsoe** lettered twice as the signal caller ('97-98) and then at tight end ('99).

➔ Now, **Hale Irwin** played both quarterback and defensive back in 1964; once platooning ended, he moved permanently to defense in '65, and as a senior in 1966 he earned All-Big Eight Conference honors.

## BISHARAT AIMING TO CLIMB SPECIAL TEAM CHARTS

Senior **TE Beau Bisharat** has been a force on special teams since he arrived at Colorado. The two-time reigning "special teams point" champion on the Buffaloes with 29 in each of the last two years and now has **74** career special team points, which is sixth at CU since the category was created back in 1987. His career tackles 31 (22 solo), are tied for eighth-most. **FS Ryan Sutter** (yes, the same Ryan Sutter on who was on the "Bachelorette") is the CU career leader in both, with 123 points and 64 tackles; **CB Arthur Jaffee** is second with 88 points, well within reach for Bisharat.

## SWEET SIXTEEN

Colorado, which did not play an FCS team until 2006, is one of 16 schools in 2019 who will play strictly FBS teams over the course of the entire season. The Big Ten Conference has 11 of those 16 schools, as it came out with a mandatory rule a few years back to eliminate those teams from their future schedules (Indiana, Maryland and Penn State had previous games scheduled further out). CU is joined by Southern California, Stanford and UCLA in the Pac-12, with the only other school nationally being Texas. Only three FCS schools appear on future CU schedules: Northern Colorado (2021), North Dakota State (2024) and Colgate (2027).

## 2019 RULE CHANGES

In early May, the NCAA Rules committee approved several rule changes after its annual meeting. Here are the major ones:

- **Overtime Scoring.** Should the game still be tied after four overtimes, beginning with the fifth extra period, a team's possession series will be one play for a 2-point conversion from the 3-yard line (unless relocated by penalty). After the second and fourth overtimes, there will now be a two-minute mandatory break period (instead of 60 seconds).
- **Targeting.** All targeting calls must be confirmed by the Instant Replay Official; if it cannot be confirmed, then it will be overturned (no call will determined as "stands." If a player receives a third targeting call in any season, he is automatically suspended for the next game.
- **Kickoff Wedges.** Wedges of three players were eliminated years ago; now two-player wedges are no longer permitted on returns (made for player safety).
- **Blocking.** Same rules now apply for offense and defense when blocking below the waste is allowed; the block must come from the front.

## PAC-12 TWEAKS

- **Travel Squads.** The number of players who can travel has been increased from 70 to 74.
- **Shorter Halftimes** are no more; the 15-minute experiment for some games is over; all will be the standard 20 minutes.



**GEORGE A RARITY**

CU's **Cymone George** is in her first year as CU's director of recruiting; how rare is that in the FBS ranks? Here's the entire list:

| School          | Name                 | Actual Title                      | Year       | School   | Name            | Actual Title  | Year |
|-----------------|----------------------|-----------------------------------|------------|--|-----------------|---|------|
| Oklahoma        | Annie Hanson         | Executive Director of Recruiting  | 3rd        | Georgia  | Haley Schaafsma | Director of Recruiting Operations                   | 1st  |
| TCU             | Rachel Phillips      | Director of Recruiting Operations | 3rd        | Georgia State  | Ginny Thompson  | Director of On-campus Recruiting & Player Personnel | 1st  |
| Florida         | *Lee Begley          | Director of Recruiting Operations | 2nd        | USC  | Kelsea Winkle   | Director of On-Campus Recruiting                    | 1st  |
| <b>Colorado</b> | <b>Cymone George</b> | <b>Director of Recruiting</b>     | <b>1st</b> | (*—held same position previously at Mississippi State) |                 |   |      |
| Colorado State  | Jessica Jefferson    | Director of Recruiting            | 1st        |  |                 |   |      |

**INTERNATIONAL FLAVOR**

Colorado has seven players on its roster who were born outside the United States, tied for the fourth-most among FBS schools (though the seven represent seven different countries, the second-most behind a whopping 11 for Temple). What's interesting in this group is how many islands of the Caribbean are represented (Bahamas, Dominican Republic, Haiti, Jamaica, Puerto Rico and the Turks and Caicos Islands). Here's a list of those schools with five or more born anywhere but among the 50 U.S. States (U.S. possessions count as outside the country, as they are countries):

| School          | No.      | Countries  |
|-----------------|----------|--|
| Temple          | 13       | 11 Cameroon (2), Sweden (2), Canada, Cuba, Dominican Republic, Jamaica, Liberia, Nigeria, Peru, Turks and Caicos Islands, Uganda |
| Hawai'i         | 13       | 3 American Samoa (9), Australia (3), Canada  |
| Syracuse        | 9        | 5 Canada (5), Ghana, Jamaica, Nigeria, Puerto Rico   |
| Penn State      | 8        | 4 Canada (3), Germany (2), Haiti, Ukraine  |
| <b>Colorado</b> | <b>7</b> | <b>7 American Samoa, Australia, Austria, Cameroon, Dominican Republic, Germany, Zimbabwe</b>                                     |
| Oklahoma State  | 7        | 5 Australia (2), Nigeria (2), Canada, Guinea, The Netherlands  |
| Michigan        | 6        | 6 Canada, Germany, Haiti, Liberia, Nigeria, Turks and Caicos Islands   |
| Connecticut     | 6        | 3 Canada (4), Australia, Jamaica   |

**ALMOST PERFECT IN CLOSE**

Dating back to eight games into the 2016 season, Colorado has had **53** goal-to-go situations, scoring **52** times (or 98 percent of the time); **44** of the scores have been touchdowns to go with **8** field goals. The only non-score came on a drive ending on downs last year against Oregon State (in the overtime). Colorado has scored in all of its goal-to-go situations four times. A look at perfect (or near) seasons in this regard since 1984 when the stat was first tracked:

| Season | Number | Scores | TD | (Pct.)  | FG | Pct.  | Season | Number | Scores | TD | (Pct.) | FG | Pct. |
|--------|--------|--------|----|---------|----|-------|--------|--------|--------|----|--------|----|------|
| 1996   | 26     | 26     | 21 | (80.7)  | 5  | 100.0 | 1988   | 19     | 18     | 16 | (84.2) | 2  | 94.7 |
| 2017   | 18     | 18     | 17 | (94.4)  | 1  | 100.0 | 2014   | 21     | 20     | 17 | (81.0) | 4  | 95.2 |
| 2002   | 16     | 16     | 15 | (93.8)  | 1  | 100.0 | 1989   | 34     | 32     | 31 | (91.2) | 1  | 94.1 |
| 1985   | 13     | 13     | 13 | (100.0) | 0  | 100.0 | 1993   | 16     | 15     | 14 | (87.5) | 1  | 93.8 |
| 1994   | 31     | 30     | 29 | (93.5)  | 1  | 96.7  | 1986   | 14     | 13     | 13 | (92.9) | 0  | 92.9 |
| 2018   | 20     | 19     | 15 | (75.0)  | 4  | 95.0  | 2008   | 14     | 13     | 13 | (92.9) | 0  | 92.9 |

**SEASON OPENER OBSCURE NOTES**

- ▶ Colorado was one of 11 teams to not commit a turnover or allow a quarterback sack last weekend; those teams went 10-1 (Rice lost to Army, 14-7); three of the 11 were from the Pac-12, as Utah and Washington both accomplished the feat.
- ▶ The Buffaloes were one of just three teams to have no turnovers, no sacks allowed while also committing fewer than five penalties in the game, joined only by Kansas State and Rice.
- ▶ The Colorado offensive line did not surrender a quarterback sack (for the second straight season opener), allowed just two tackles for loss and helped the run game average 6.1 yards per play (40 attempts). How are is limited the opponent to just two TFL's? Going back over the last 10 seasons, it's tied for the fourth-fewest by the enemy:

| Opponent       | Date           | TFL's | Yards | Opponent              | Date                 | TFL's    | Yards    |
|----------------|----------------|-------|-------|-----------------------|----------------------|----------|----------|
| Nebraska       | Nov. 26, 2010  | 0     | 0     | Charleston Southern   | Oct. 19, 2013        | 2        | 16       |
| Nicholls State | Sept. 26, 2015 | 0     | 0     | Arizona               | Oct. 26, 2013        | 2        | 4        |
| Oregon State   | Oct. 1, 2016   | 1     | 1     | Colorado State        | Aug. 29, 2014        | 2        | 11       |
| Colorado State | Sept. 17, 2011 | 2     | 10    | <b>Colorado State</b> | <b>Aug. 30, 2019</b> | <b>2</b> | <b>4</b> |

**FOURTH QUARTER BUFFS**

Colorado's 24 points against Nebraska in the fourth quarter was its most since scoring the exact same amount against the Huskers in Boulder on Nov. 26, 1999. It tied for the fourth most points by the Buffaloes in a fourth quarter over the last 74 seasons (dating back to 1946); records are sketchy prior to that season, but the known school record for points in the fourth stanza is 34 at Brigham Young in a 48-6 win on Oct. 20, 1934. Top fourth quarter scoring by the Buffs since the end of World War II:

| Opponent   | Date           | Points | Result   | Opponent             | Date                 | Points    | Result          |
|------------|----------------|--------|----------|----------------------|----------------------|-----------|-----------------|
| CINCINNATI | Sept. 16, 1972 | 28     | W, 56-14 | NEBRASKA (OT)        | Nov. 26, 1999        | 24        | L, 30-33        |
| at Utah    | Nov. 10, 1951  | 27     | W, 54- 0 | <b>NEBRASKA (OT)</b> | <b>Sept. 7, 2019</b> | <b>24</b> | <b>W, 34-31</b> |
| at Arizona | Oct. 11, 1958  | 25     | W, 65-12 | at Iowa State        | Oct. 21, 1995        | 23        | W, 50-28        |

The 258 yards gained in the quarter set a fourth quarter record for Colorado as well; the previous high was 231 on Sept. 24, 1994 – in CU's 27-26 win at Michigan.



## SHENAUT WAS MAKING WAVES &amp; HISTORY

Prior to being injured in the sixth game last season at Southern California (in the third quarter), then-sophomore **WR Laviska Shenault** had one amazing start to the 2018 season. He opened by recording the second-most receiving yards in back-to-back games (388) and tying for both the second (25) and fifth-most receptions (21) in two consecutive games in CU history. Through the season's eighth week games, he led the nation in both categories each week and was averaging **10.0** catches and **130.0** yards per game; he qualified once again for the national rankings after playing in the final three games (NCAA requires a player to appear in 75 percent of his games; after suffering a toe injury against the Trojans, he missed the Washington, Oregon State and Arizona games). Upon his return, he caught 26 passes for 231 yards; his average per catch dropped but he still managed to lead the nation in receptions per game with **9.6**. On Sept. 25, he was added to the official **Biletnikoff Award** watch list by the award's committee, and also advanced to the final 15 for the Maxwell Award. A look at his CU accomplishments his sophomore season:

## MOST RECEIVING YARDS, BACK-TO-BACK GAMES

|            |                         |  |
|------------|-------------------------|--|
| <b>417</b> | Paul Richardson         | Sept. 1, 2013 (208 vs. Colorado State)<br>Sept. 7, 2013 (209 vs. Central Arkansas) |
| <b>388</b> | <b>Laviska Shenault</b> | <b>Aug. 31, 2018 (211 vs. Colorado State)<br/>Sept. 8, 2018 (177 at Nebraska)</b>  |
| <b>376</b> | Rae Carruth             | Nov. 2, 1996 (222 at Missouri)<br>Nov. 9, 1996 (154 vs. Iowa State)                |
| <b>351</b> | Nelson Spruce           | Sept. 20, 2014 (172 vs. Hawai'i)<br>Sept. 27, 2014 (179 at California)             |
| <b>350</b> | Charles E. Johnson      | Oct. 8, 1992 (168 at Missouri)<br>Oct. 17, 1992 (182 vs. Oklahoma)                 |

## MOST RECEPTIONS, BACK-TO-BACK GAMES

|           |                         |   |
|-----------|-------------------------|---|
| <b>32</b> | Nelson Spruce           | Sept. 20, 2014 (12 vs. Hawai'i)<br>Sept. 27, 2014 (19 at California)            |
| <b>25</b> | Nelson Spruce           | Sept. 27, 2014 (19 at California)<br>Oct. 4, 2014 (6 vs. Oregon State)          |
| <b>25</b> | <b>Laviska Shenault</b> | <b>Sept. 28, 2018 (12 vs. UCLA)<br/>Oct. 6, 2018 (13 vs. Arizona State)</b>     |
| <b>22</b> | Nelson Spruce           | Nov. 1, 2014 (13 vs. Washington)<br>Nov. 8, 2014 (9 at Arizona)                 |
| <b>21</b> | <b>Laviska Shenault</b> | <b>Aug. 31, 2018 (11 vs. Colorado State)<br/>Sept. 8, 2018 (10 at Nebraska)</b> |

## THE SHENAUT ASSAULT ON CU CAREER &amp; SEASON RECEIVING

Shenault made an incredible climb on CU's all-time receiving list in both receptions and yards. A look on how rapidly he moved up both lists in 2018:

| Stat                     | Pre-2018   | CSU          | NEB         | UNH         | UCLA        | ASU         | USC         | WASH        | OSU         | UA          | WSU          | UTAH         | CAL          |
|--------------------------|------------|--------------|-------------|-------------|-------------|-------------|-------------|-------------|-------------|-------------|--------------|--------------|--------------|
| <b>Career Receptions</b> | <b>7</b>   | <b>18</b>    | <b>28</b>   | <b>33</b>   | <b>45</b>   | <b>58</b>   | <b>67</b>   | <b>67</b>   | <b>67</b>   | <b>67</b>   | <b>77</b>    | <b>86</b>    | <b>93</b>    |
| <i>Rank</i>              | <i>NR</i>  | <i>130th</i> | <i>95th</i> | <i>85th</i> | <i>61st</i> | <i>44th</i> | <i>37th</i> | <i>37th</i> | <i>37th</i> | <i>37th</i> | <i>34th</i>  | <i>26th</i>  | <i>20th</i>  |
| <b>Career Yards</b>      | <b>168</b> | <b>379</b>   | <b>556</b>  | <b>623</b>  | <b>749</b>  | <b>876</b>  | <b>948</b>  | <b>948</b>  | <b>948</b>  | <b>948</b>  | <b>1,050</b> | <b>1,114</b> | <b>1,179</b> |
| <i>Rank</i>              | <i>NR</i>  | <i>110th</i> | <i>67th</i> | <i>58th</i> | <i>42nd</i> | <i>37th</i> | <i>34th</i> | <i>34th</i> | <i>34th</i> | <i>34th</i> | <i>29th</i>  | <i>23rd</i>  | <i>21st</i>  |

## Season Receptions

|           |                         |             |
|-----------|-------------------------|-------------|
| 106       | Nelson Spruce           | 2014        |
| 89        | Nelson Spruce           | 2015        |
| <b>86</b> | <b>Laviska Shenault</b> | <b>2018</b> |
| 83        | Paul Richardson         | 2013        |
| 78        | D.J. Hackett            | 2003        |
| 76        | Michael Westbrook       | 1992        |
| 76        | Scotty McKnight         | 2009        |

|              |                         |             |
|--------------|-------------------------|-------------|
| 1,013        | D.J. Hackett            | 2003        |
| <b>1,011</b> | <b>Laviska Shenault</b> | <b>2018</b> |
| 1,008        | Rae Carruth             | 1995        |

## Season 100-Yard Games

|          |                              |             |
|----------|------------------------------|-------------|
| 6        | Charles E. Johnson           | 1992        |
| 6        | Charles E. Johnson           | 1993        |
| 6        | Paul Richardson              | 2013        |
| 5        | Michael Westbrook            | 1992        |
| 5        | Nelson Spruce                | 2014        |
| 5        | Rae Carruth                  | 1995        |
| 5        | Rae Carruth                  | 1996        |
| <b>5</b> | <b>(14) Laviska Shenault</b> | <b>2018</b> |

## Season Receiving Yards

|       |                    |      |
|-------|--------------------|------|
| 1,343 | Paul Richardson    | 2013 |
| 1,198 | Nelson Spruce      | 2014 |
| 1,149 | Charles E. Johnson | 1992 |
| 1,116 | Rae Carruth        | 1996 |
| 1,082 | Charles E. Johnson | 1993 |
| 1,060 | Michael Westbrook  | 1992 |
| 1,053 | Nelson Spruce      | 2015 |

## His Hot 2018 Start: Six-Game Bests At Season Onset

| Player                  | Season      | No.       | Yds.       | Avg.        | TD       | 100-Yard Games |
|-------------------------|-------------|-----------|------------|-------------|----------|----------------|
| <b>Laviska Shenault</b> | <b>2018</b> | <b>60</b> | <b>780</b> | <b>13.0</b> | <b>6</b> | <b>4</b>       |
| Paul Richardson         | 2013        | 43        | 772        | 18.0        | 6        | 4              |
| Nelson Spruce           | 2014        | 62        | 732        | 11.8        | 10       | 4              |
| Michael Westbrook       | 1992        | 45        | 719        | 16.0        | 6        | 5              |
| Charles E. Johnson      | 1993        | 35        | 657        | 18.8        | 6        | 4              |

## Season Touchdowns/Rushing &amp; Receiving

|                         |             |           |                               |
|-------------------------|-------------|-----------|-------------------------------|
| <b>Laviska Shenault</b> | <b>2018</b> | <b>11</b> | <b>5 rushing, 6 receiving</b> |
| Mike Pritchard          | 1990        | 11        | 5 rushing, 6 receiving        |
| Richard Johnson         | 1982        | 10        | 6 rushing, 4 receiving        |

## Career 100-Yard Games

Charles Johnson 12, Rae Carruth 11, Paul Richardson 9, Nelson Spruce 9, Michael Westbrook 8, Shay Fields 7, Phil Savoy 6, **Laviska Shenault 6**, Scotty McKnight 5.

## THE LAVISKA LOG

|                | RECEIVING |       |      |      |    |    |     |     |    |    | RUSHING |      |      |      |    |    |    |    |    |    | HOW PLAYS ENDED |      |      |      |    |  |  |  |
|----------------|-----------|-------|------|------|----|----|-----|-----|----|----|---------|------|------|------|----|----|----|----|----|----|-----------------|------|------|------|----|--|--|--|
| Opponent       | No.       | Yds.  | Avg. | Long | TD | FD | YAC | AC  | DM | BT | Att.    | Yds. | Avg. | Long | TD | FD | AC | DM | BT | NT | OB              | 1tkl | 2tkl | Gang | TD |  |  |  |
| Colorado State | 3         | 48    | 16.0 | 25t  | 1  | 2  | 26  | 13  | 2  | 1  | 3       | 35   | 11.7 | 23   | 0  | 2  | 17 | 2  | 2  | 1  | 0               | 1    | 3    | 1    | 1  |  |  |  |
| Nebraska       | 5         | 31    | 6.5  | 9    | 0  | 2  | 24  | 20  | 2  | 2  | 3       | 6    | 2.0  | 7    | 0  | 1  | 9  | 0  | 2  | 1  | 1               | 3    | 0    | 1    | 0  |  |  |  |
| Air Force      | 8         | 124   | 15.5 | 42t  | 1  | 7  | 59  | 47  | 2  | 2  | 3       | 25   | 8.3  | 19   | 1  | 2  | 22 | 2  | 2  | 2  | 1               | 2    | 4    | 2    | 2  |  |  |  |
| 2019 TOTALS    | 16        | 203   | 12.7 | 42t  | 2  | 11 | 109 | 80  | 6  | 5  | 9       | 66   | 7.3  | 23   | 1  | 5  | 48 | 4  | 6  | 4  | 2               | 6    | 7    | 4    | 3  |  |  |  |
| 2018 TOTALS    | 86        | 1,011 | 11.8 | 89t  | 6  | 43 | 634 | 346 | 24 | 28 | 17      | 115  | 6.8  | 49t  | 5  | 7  | 70 | 6  | 8  | 7  | 8               | 24   | 25   | 28   | 11 |  |  |  |

(Key: **FD**—first downs; **YAC**—yards after catch; **AC**—yards after contact; **DM**—defenders made miss; **BT**—broken tackles; **NT**—no tackle; **OB**—ran out of bounds; **#Tkl**—tacklers)

- ▶ He missed three full games in 2018 after being injured in the third quarter at Southern California.
- ▶ He was named a 2018 **Midseason All-American** (first-team) by the *Associated Press*, The Athletic, CBSSports.com, ESPN.com, ProFootballFocus.com and Rivals.com.
- ▶ His longest reception in each of CU's first five games went for a touchdown in 2018, as did his first in 2019.
- ▶ He scored a touchdown in the first six games in 2018 before he was injured, at one time threatening the school record of **10** by **TB J.J. Flannigan**.
- ▶ His **11** touchdowns in 2018 added to **302** yards, or **27.5** yards per (his six TD receptions went for a combined **247** yards, or **41.2** per).
- ▶ His **15** career touchdowns have added to **426** yards, or **28.4** yards per.
- ▶ His **5** games with 10 or more receptions was a CU season record (old: 4, Nelson Spruce, 2014); he's tied for the second-most in a career (Spruce 7, Paul Richardson 5).
- ▶ In 2017 as a freshman, he became the 15th known Buffalo at the time to score a touchdown on his first collegiate touch (excluding defensive players), but statistically, *it wasn't an official touch*. Against Texas State, he scooped up an Isaiah Oliver fumble after the latter had returned a punt four yards; Shenault then ran **55** yards for a TD to open the scoring in what would be a 37-3 Colorado win. However, the NCAA does not score it as a fumble return but views it as an extension of a punt return, thus he was credited with no return for 55 yards, much like a lateral is scored (*full list of first touch scores on page 52*).

**SHENAUT CRACKED PRESTIGIOUS GROUP**

When he scored four touchdowns in CU's 28-21 win over Arizona State last October 6, **WR Laviska Shenault** joined a very exclusive group in CU history. He became the 15th different player to score four (or more) touchdowns in a single game. Only **TB Rashaan Salaam** did it twice (in his Heisman Trophy year in 1994). While Shenault was the first to score four with two rushing and two receiving, the standard still might be what HB Byron White did against Utah on a snow-covered field in a 31-7 win in Boulder in 1936: White scored on punt returns of 38 and 43 yards in the first quarter, scored on a 38-yard run in the second, and returned the second half kickoff 90 yards for a score (he also threw a TD pass for 50 yards and kicked one extra point). The 16 times Buffaloes crossed into the end zone for four-plus touchdowns (\*—includes three kick return touchdowns (two punt, one kickoff)):

**FOUR-PLUS TOUCHDOWN GAMES IN CU HISTORY (16)**

| Date           | Player          | Opponent       | TDs (Rush, Receive) | Date           | Player           | Opponent            | TDs (Rush, Receive) |
|----------------|-----------------|----------------|---------------------|----------------|------------------|---------------------|---------------------|
| Nov. 23, 2001  | Chris Brown     | NEBRASKA       | 6 (6, 0)            | Sept. 30, 1978 | James Mayberry   | NORTHWESTERN        | 4 (4, 0)            |
| Nov. 26, 1925  | Max Chamberlain | at Denver      | 4 (4, 0)            | Nov. 18, 1989  | J.J. Flannigan   | at Kansas State     | 4 (4, 0)            |
| Oct. 28, 1928  | Bill Smith      | COLORADO MINES | 4 (4, 0)            | Nov. 3, 1990   | Eric Bieniemy    | at Nebraska         | 4 (4, 0)            |
| Oct. 19, 1935  | Kayo Lam        | COLORADO MINES | 4 (4, 0)            | Sept. 17, 1994 | Rashaan Salaam   | WISCONSIN           | 4 (4, 0)            |
| Nov. 7, 1936   | Byron White     | UTAH           | 4* (1, 0)           | Oct. 15, 1994  | Rashaan Salaam   | OKLAHOMA            | 4 (4, 0)            |
| Oct. 9, 1954   | John Bayuk      | at Arizona     | 4 (4, 0)            | Nov. 5, 2005   | Lawrence Vickers | MISSOURI            | 4 (4, 0)            |
| Oct. 11, 1958  | Howard Cook     | at Arizona     | 4 (4, 0)            | Oct. 19, 2013  | Michael Adkins   | CHARLESTON SOUTHERN | 4 (4, 0)            |
| Sept. 20, 1969 | Bobby Anderson  | TULSA          | 4 (4, 0)            | Oct. 6, 2018   | Laviska Shenault | ARIZONA STATE       | 4 (2, 2)            |

**SHENAUT SECOND BUFF WR TO EARN FIRST-TEAM ALL-PAC-12 HONORS**

**WR Laviska Shenault** was named first-team All-Pac-12 by the league coaches on Dec. 4; he is just the second offensive player and fifth Buffalo overall to earn first-team honors since the Buffs joined the Pac-12 in 2011 (joining **WR Paul Richardson** in 2013, **DE Jimmie Gilbert** and **S Ryan Moeller** (all-purpose player) in 2016 and **CB Isaiah Oliver** in 2017). Shenault and Richardson are the only CU receivers to earn first-team all-conference honors since 1997, when WR Phil Savoy earned first-team All-Big 12 accolades; the Buffs had at least one for six straight seasons from 1992-97 between the Big 8 and Big 12. Shenault finished the 2018 season with 86 receptions for 1,011 yards and six touchdowns. He also added 17 rushes for 115 yards and five touchdowns on the ground. Missing three-and-a-half games due to injury and playing the last three games of the season at less than 100 percent, he still managed to lead the nation in receiving at 9.6 receptions per game, exactly 1.0 reception per game more than any other player in the country.

► In 2018, Shenault was the only player in the nation to score at least five touchdowns via both rushing and receiving. He's the second player in CU history to accomplish that feat alongside **WR Mike Pritchard**, who did so in 1990 aided by playing the season-opening Tennessee game at tailback and rushing 20 times for 217 yards and two touchdowns.

**PUNT COVERAGE & PROTECTION**

The opponent has been held under 100 punt return yards in each of the last two seasons: opponents had 19 returns for 89 yards last year, and 15 for 75 in 2017; thus, the two-year total was 164 yards on 34 returns, or 4.82 per. You had to go back to 1997 to find the previous season when the opponent had less than 100 punt return yards (18 for 88), and all the way back to 1970 (10 for 54) and 1971 (11 for 77) for the last time CU held the enemy to under 100 yards two seasons in a row. So far this season, the opponent has just 23 on four returns (5.8 per) through three games.

► CU had **64** punts in 2018 with none blocked, the 29th season since 1946 the Buffaloes did not have one blocked. The 64 punts without one rank seventh for the most punts in a season without at least one blocked, trailing 1949 (77), 2012 (76), 1984 (72), 1979 (71), 2004 (68) and 2014 (65).

► CU has punted **87** time since one was last blocked (at Arizona State in 2017).

**STATISTICALLY SPEAKING**

Here's where the Buffs rank statistically in select categories in the Pac-12 and the NCAA through games of September 14:

| TEAM   |        |                          |        |                        |        |                         |        |                                  |        |                          |         |
|--|--------|--------------------------|--------|------------------------|--------|-------------------------|--------|----------------------------------|--------|--------------------------|---------|
| Pac12  | NCAA   | Category                 | Stat   | Pac12                  | NCAA   | Category                | Stat   | Pac12                            | NCAA   | Category                 | Stat    |
| 8th  | 89th   | RUSHING OFFENSE .....    | 145.7  | 11th                   | 112th  | RUSHING DEFENSE .....   | 199.7  | 12th                             | 92nd   | PUNT RETURNS .....       | 5.0     |
| 5th  | 38th   | PASSING OFFENSE .....    | 275.7  | 9th                    | 104th  | PASSING DEFENSE .....   | 273.0  | 1st                              | 6th    | KICKOFF RETURNS .....    | 34.3    |
| 8th  | 63rd   | TOTAL OFFENSE .....      | 421.3  | 11th                   | 117th  | TOTAL DEFENSE .....     | 471.0  | 4th                              | 29th   | NET PUNTING .....        | 41.6    |
| 4th  | 45th   | 3rd DOWN EFFICIENCY..... | 44.4   | 7th                    | 97th   | 3rd DOWN EFF DEFENSE... | 43.6   | 1st                              | 2nd    | TURNOVER MARGIN .....    | +2.33   |
| 5th  | 39th   | SCORING OFFENSE .....    | 36.3   | 9th                    | 98th   | SCORING DEFENSE .....   | 30.7   | 11th                             | 103rd  | TIME OF POSSESSION ..... | 27:52   |
| INDIVIDUAL (Top 25 in conference or top CU leader; players must meet NCAA minimum of 75% of team's games; *—if had enough attempts to qualify) |        |                          |        |                        |        |                         |        |                                  |        |                          |         |
| Rushing  |        |                          |        | Receptions             |        |                         |        | Punting                          |        |                          |         |
|  | Pac-12 | NCAA                     | Yds/Gm |                        | Pac-12 | NCAA                    | No./Gm |                                  | Pac-12 | NCAA                     | Avg.    |
| Alex Fontenot.....   | 9th    | 83rd                     | 69.7   | Laviska Shenault ..... | 7th    | 52nd                    | 5.3    | Alex Kinney .....                | 2nd    | 6th                      | 47.6    |
| Jaren Mangham.....   | 17th   | 174th                    | 46.7   | K.D. Nixon .....       | 22nd   | 168th                   | 3.7    | Punt Returns                     | Pac-12 | NCAA                     | Avg.    |
| Passing Yards  |        |                          |        | Receiving Yards (Avg.) |        |                         |        | K.D. Nixon .....                 |        |                          |         |
|  | Pac-12 | NCAA                     | Yards  |                        | Pac-12 | NCAA                    | Yds/Gm |                                  | Pac-12 | NCAA                     | Avg.    |
| Steven Montez.....   | 3rd    | 21st                     | 827    | Laviska Shenault ..... | 10th   | 80th                    | 4.0    | Kickoff Returns                  | Pac-12 | NCAA                     | Avg.    |
| Passing Efficiency   |        |                          |        | K.D. Nixon .....       |        |                         |        | None                             |        |                          |         |
|  | Pac-12 | NCAA                     | Rating |                        | Pac-12 | NCAA                    | Pts/Gm |                                  | Pac-12 | NCAA                     | Avg./Gm |
| Steven Montez .....  | 8th    | 57th                     | 146.4  | Tony Brown .....       | 23rd   | 182nd                   | 65.5   | Quarterback Sacks                | Pac-12 | NCAA                     | Avg./Gm |
| Completion Pct.  |        |                          |        | Scoring                |        |                         |        | Mustafa Johnson .....            |        |                          |         |
|  | Pac-12 | NCAA                     | Rating |                        | Pac-12 | NCAA                    | Pts/Gm |                                  | Pac-12 | NCAA                     | Avg./Gm |
| Steven Montez.....   | 6th    | 51st                     | 64.4   | James Stefanou.....    | 7th    | 74th                    | 8.3    | Interceptions                    | Pac-12 | NCAA                     | Avg./Gm |
| Total Offense  |        |                          |        | Laviska Shenault ..... |        |                         |        | Mikial Onu .....                 |        |                          |         |
|  | Pac-12 | NCAA                     | Yds/Gm |                        | Pac-12 | NCAA                    | FG/Gm  |                                  | Pac-12 | NCAA                     | Avg./Gm |
| Steven Montez.....   | 4th    | 33rd                     | 277.7  | Jaren Mangham .....    | 16th   | 147th                   | 6.0    | Passes Defended                  | Pac-12 | NCAA                     | Avg./Gm |
| All-Purpose  |        |                          |        | Field Goal Pct.        |        |                         |        | None                             |        |                          |         |
|  | Pac-12 | NCAA                     | Yds/Gm |                        | Pac-12 | NCAA                    | Pct.   |                                  | Pac-12 | NCAA                     | Avg./Gm |
| Laviska Shenault.....  | 10th   | 75th                     | 107.7  | James Stefanou.....    | 1st    | 1st                     | 100.0  | Tackles (CU uses coaches' video) |        |                          |         |
| K.D. Nixon .....   | 22nd   | 161st                    | 84.3   | Field Goals            | Pac-12 | NCAA                    | FG/Gm  |                                  |        |                          |         |
|  |        |                          |        | James Stefanou.....    | 6th    | 41st                    | 1.33   |                                  |        |                          |         |



**COLORADO IN THE POLLS – 2019 WEEK-BY-WEEK**

A look at where Colorado has placed weekly in each of the three major polls in 2018 (the College Football Playoff committee first released its weekly rankings on Tuesday, Oct. 30; RV—denotes received votes; number is place outside top 25):

| Poll               | PS  | 9/03 | 9/08    | 9/15 | 9/22 | 9/29 | 10/06 | 10/13 | 10/20 | 10/27 | 11/03 | 11/10 | 11/17 | 11/24 | 12/01 | Final |
|--------------------|-----|------|---------|------|------|------|-------|-------|-------|-------|-------|-------|-------|-------|-------|-------|
| Associated Press   | --- | ---  | RV (32) | ---  |      |      |       |       |       |       |       |       |       |       |       |       |
| USA Today Coaches  | --- | ---  | RV (37) | ---  |      |      |       |       |       |       |       |       |       |       |       |       |
| FWAA-NFF Super 16  | --- | ---  | ---     | ---  |      |      |       |       |       |       |       |       |       |       |       |       |
| CFP Committee Poll | N/A | ---  | ---     | ---  | ---  | ---  | ---   | ---   | ---   | ---   | ---   | ---   | ---   | ---   | ---   |       |

**IN THE POLLS / SOME HISTORY**

Colorado was last ranked on Oct. 13, 2018 (No. 25 in the USA Today/Coaches poll), and was last in the AP poll on Oct. 6, 2018 (No. 19; the Buffs were a season-high No. 18 the same day in the coaches ballot). The Buffs were not ranked in 2017, and had climbed to as high as No. 9 in both polls (twice) in 2016; CU had not been ranked previous to '16 since 2005. Colorado owns the ninth longest streak of all-time, as from the 1989 preseason poll through the fifth week of 1997, CU had a run of **143** consecutive weeks in the AP poll. CU has now been ranked **304** times in its history, the 26th most all-time (Georgia Tech is 25th with 307), and has finished in the top four on four occasions, tied for 22nd most (the College Football Playoff includes the top four teams; only USC, with 12, has more than CU from the Pac-12).

**46 WINS OVER AP RANKED TEAMS 20TH BEST SINCE '89**

CU's **46** wins over *Associated Press* ranked teams dating back to the 1989 season (when the AP expanded to a top 25) are the 20th most in the nation in this time frame (30 seasons). Through Sept. 14, Alabama has the most (95), followed by Ohio State (89), Florida State (83), Florida (79), LSU (76), Michigan (71), Oklahoma (70), Southern Cal (69), Miami, Fla. (61), Georgia (60), Tennessee (60), Texas (59), Auburn (59), Clemson (57), Notre Dame (57), Oregon (55), Penn State (52), Washington (52), UCLA (51), Michigan State (47), Nebraska (47) and **Colorado (46)**. All-time, Colorado's **69** wins over ranked teams are tied for the 23rd most in history. **Since 1989, CU has played the seventh most ranked teams in the nation (136, with a record of 46-88-2),** trailing only Alabama 153 (95-57-1), Florida (152; 79-72-1), LSU (151; 76-75), Ohio State 142 (89-50-3), Michigan 141 (71-68-2) and Florida State 137 (83-54).

- CU is **3-31** against ranked teams since a 34-30 win versus No. 17 Kansas in Boulder on Oct. 17, 2009 (the wins over #25 Nebraska this year and #20 WSU and #21 Utah in 2016)).
- CU's last win over a top 5 or 10 team was on Sept. 29, 2007: a 27-24 win over No. 3 Oklahoma in Boulder.
- **Note:** In 2016, ASU was ranked #24 in the *USA Today/Coaches* poll when CU defeated it, 40-16; but all historical records are solely against those teams ranked by the AP.
- The Buffs have still lost **29** straight road games against ranked opponents, with the last win a 31-17 over UCLA at the Rose Bowl in 2002.

**1,000 / 1,000**

Prior to 2018, in school history there had been 16 1,000-yard rushing seasons and nine 1,000-yard receiving season, but never both in the same season until last year. **WR Laviska Shenault** had 1,011 receiving and **TB Travon McMillian** 1,009 to become the first duo to do in the same season. Shenault's average of 11.8 tied for the eighth-best of the now 10 1,000-yard receiving years, while McMillian's 5.02 norm was the 13th-best of the thousand yard runners.

**700 CLUB**

With the 44-28 win over California in 2017, Colorado became the 25th school to reach the 700-win mark; the Buffs have an all-time record of **707-505-36** (a .580 winning percentage). In addition to being 25th on the all-time win list, CU is 36th in winning percentage (29th for schools with 1,000 or more games played in the FBS). The top 30 in all-time wins through games of September 14:

| Team         | Years | Games | Won | Lost | Tied | Pct. | Team             | Years | Games | Won | Lost | Tied | Pct. | Team              | Years | Games | Won | Lost | Tied | Pct. |
|--------------|-------|-------|-----|------|------|------|------------------|-------|-------|-----|------|------|------|-------------------|-------|-------|-----|------|------|------|
| 1 Michigan   | 140   | 1,333 | 955 | 342  | 36   | .730 | 11 Georgia       | 126   | 1,299 | 822 | 423  | 54   | .653 | 20 Florida        | 113   | 1,186 | 727 | 418  | 40   | .629 |
| 2 Ohio State | 130   | 1,292 | 914 | 325  | 53   | .727 | 12 LSU           | 126   | 1,262 | 800 | 415  | 47   | .652 | 22 Syracuse       | 130   | 1,311 | 720 | 542  | 49   | .568 |
| 3 Texas      | 127   | 1,314 | 910 | 371  | 33   | .705 | 13 Auburn        | 127   | 1,258 | 770 | 441  | 47   | .630 | 23 Arkansas       | 126   | 1,262 | 717 | 505  | 40   | .584 |
| 4 Alabama    | 125   | 1,280 | 908 | 329  | 43   | .726 | 14 West Virginia | 127   | 1,295 | 752 | 498  | 45   | .598 | 24 Navy           | 139   | 1,338 | 713 | 568  | 57   | .554 |
| 5 Oklahoma   | 125   | 1,277 | 900 | 325  | 53   | .724 | 15 Clemson       | 124   | 1,251 | 747 | 459  | 45   | .614 | 25 COLORADO       | 130   | 1,252 | 707 | 509  | 36   | .579 |
| 6 Notre Dame | 131   | 1,265 | 899 | 324  | 42   | .727 | 16 Virginia Tech | 126   | 1,265 | 746 | 473  | 46   | .607 | 25 Wisconsin      | 131   | 1,255 | 707 | 495  | 53   | .584 |
| 7 Nebraska   | 130   | 1,327 | 898 | 389  | 40   | .692 | 17 Texas A&M     | 125   | 1,273 | 743 | 482  | 48   | .602 | 27 Michigan State | 123   | 1,207 | 703 | 460  | 44   | .600 |
| 8 Penn State | 133   | 1,320 | 889 | 390  | 41   | .688 | 18 Georgia Tech  | 127   | 1,283 | 736 | 504  | 43   | .591 | 28 Minnesota      | 136   | 1,264 | 698 | 522  | 44   | .569 |
| 9 USC        | 126   | 1,242 | 841 | 347  | 54   | .699 | 19 Washington    | 130   | 1,235 | 735 | 450  | 50   | .615 | 29 North Carolina | 129   | 1,290 | 693 | 543  | 54   | .558 |
| 10 Tennessee | 123   | 1,284 | 839 | 392  | 53   | .675 | 20 Pittsburgh    | 130   | 1,303 | 726 | 536  | 42   | .573 | 30 Miami-Ohio     | 131   | 1,199 | 691 | 464  | 44   | .595 |

**CHEV'S "COACHED" A HATRICK ... PLUS**

**Darrin Chiaverini** is in his fourth year as CU's wide receivers coach. During his 37 games to date, he's now coached four players who have passed him on CU's all-time receiving yards list. **WR Shay Fields** passed him as a junior in 2016, while seniors **WR Devin Ross** and **WR Bryce Bobo** did so in 2017. And a fourth, **WR Laviska Shenault** zoomed by him in the first game of 2019, while **WR K.D. Nixon** now looms as the next one to likely to pass him by:

| Rk | Player (Seasons)           | No. | Yards | Avg. | TD | Rk | Player (Seasons)            | No. | Yards | Avg. | TD |
|----|----------------------------|-----|-------|------|----|----|-----------------------------|-----|-------|------|----|
| 2  | Shay Fields (2014-17)      | 190 | 2,552 | 13.4 | 21 | 20 | Darrin Chiaverini (1995-98) | 97  | 1,199 | 12.4 | 6  |
| 11 | Bryce Bobo (2014-17)       | 150 | 1,638 | 10.9 | 10 | 39 | K.D. Nixon (2017-19)        | 65  | 850   | 13.1 | 5  |
| 12 | Devin Ross (2013-17)       | 140 | 1,626 | 11.7 | 9  |    |                             |     |       |      |    |
| 15 | Laviska Shenault (2017-19) | 109 | 1,382 | 12.7 | 8  |    |                             |     |       |      |    |

**O-LINE NOTES.** Colorado has three starters returning on the offensive line (**Tim Lynott, Jr.**; **Colby Pursell**; **Will Sherman**); that's tied with several schools but only 12 have more (led by Auburn, Boise State and Iowa State all with five). With Pursell moving from center to guard and Lynott from guard to center, eight other schools are doing the latter and four the former (no Pac-12 schools).

**OPENING DEPTH CHART NOTES**

The Buffs released their season-opening depth chart on August 22, and for the fifth time in the last seven seasons, CU has more underclassmen than upperclassmen listed. Of the approximately 55 players who figure to see action from scrimmage, 32 are underclassmen (16 freshman, 16 sophomores).

► In both 2016 and 2017, CU did not start a true freshman in any game over the course of the season; that had not happened since 2005.

**SEASON OPENERS: UNDERCLASSMEN STARTERS**

The depth is always fluid leading up to the first game, but with nine underclassmen atop the August 22 depth chart, if that were to hold, for the second straight year that many would start the opener. In 2018, it marked the fifth time since 1995 that three freshmen cracked the opening day starter list; the most was four in 2007 (when six underclassmen started in the opener). A look at the most underclassmen starters for the Buffaloes over the last 25 seasons:

| Season | Fr. | So. | Total |
|--------|-----|-----|-------|
| 2014   | 3   | 9   | 12    |
| 2009   | 3   | 8   | 11    |
| 2018   | 3   | 6   | 9     |
| 2003   | 1   | 7   | 8     |
| 2004   | 1   | 7   | 8     |
| 2008   | 1   | 7   | 8     |
| 2012   | 2   | 6   | 8     |

**THAT REDSHIRT RULE**

Beginning with the 2018 season, incoming freshmen can now play in up to four games but not lose a year of eligibility; this also applies to anyone else on the roster. In any year they play in four games or less, they get the year back (and the four can be at any point during the season; they do not have to be the first four games). Also if a player redshirts as a true freshman and then suffers a season-ending injury within the first four games of another season, he's now eligible for a sixth-year without having to lose two years to injuries and go through the old petition process. A perfect example would be **Derek McCartney**, who redshirted as a true freshman in 2013, and was injured in game three of his fourth-year (2016); he would have been awarded a sixth-year of eligibility under this rule change.

If this new rule above had been permanently in place since freshmen were allowed to play, here are some notable Buffaloes that would have earned a full season back due to either playing in four games or less at some point in their career due to injury, and others who once played, were simply inserted at the end of games over the course of the season when the outcomes had already been decided (assuming the four-game maximum would have applied in 11-game seasons prior to 2006; \*—denotes true freshman):

|                                  |   |
|----------------------------------|---|
| <b>WR *Dave Logan, 1972</b>      | Debuted late in week two in a 56-14 win over Cincinnati, when he had his lone reception of the year. He was on the travel squad, but appeared just a couple of more times.                            |
| <b>TB *James Mayberry, 1975</b>  | Appeared late in several games, had 16 rushing attempts and one reception.  |
| <b>DT George Smith, 1982</b>     | Injured in the fourth game of the year, he had 34 tackles, four for losses when he was lost for the year.   |
| <b>WB *Mike Pritchard, 1987</b>  | Appeared in six games and 17 rushes and threw seven passes.   |
| <b>QB *Darian Hagan, 1988</b>    | Appeared in five games (plus the Freedom Bowl), had 38 rushes and threw seven passes.   |
| <b>QB *Vance Joseph, 1990</b>    | Appeared in four games, had 13 rushes and threw seven passes (and was next in line to play in the '91 Orange Bowl).   |
| <b>QB *Kordell Stewart, 1991</b> | Appeared in two games, had 18 rushes and threw two passes.  |
| <b>QB *Koy Detmer, 1992</b>      | Pressed into duty to rally CU over Minnesota in game three, started two others and appeared in seven overall; but he was also injured early in the fourth game in 1995, so either would have applied. |
| <b>ILB Jashon Sykes, 2001</b>    | Injured in the fourth game of the year, he had already racked up 33 tackles and 3½ sacks  |
| <b>QB *Joel Klatt, 2002</b>      | Played three snaps late against Baylor in game seven, appeared in a handful of others after, including on the punt team.  |
| <b>OLB Derek McCartney, 2016</b> | Had already utilized his redshirt year, so when lost for the season with a torn ACL in game three at Michigan, he lost that year.   |

And there were several players in 1984, when CU resurrected its junior varsity team for one year; several played in the three JV games and then saw some time afterward in some of the last six varsity games. These included **WR Lance Carl**, **ILB Don DeLuzio**, **TB Dion Dyson**, **TE/P Keith English**, **WR Drew Ferrando**, **QB Mark Hatcher**, **P Barry Helton**, **TB Sam Smith**, **CB David Tate** and **FB Anthony Weatherspoon**.

**AND WHO BENEFITTED? SEVEN BUFFS**

There were seven Buffaloes who benefitted from the NCAA's new redshirt which permits players to play in up to four games and not lose a year of eligibility provided they had a redshirt year available to them (no fifth-year seniors played in four games or less who were lost for the season due to injury, as exceptions could have been made in those instances). Those players, with the games they appeared in parenthesis (\*—no longer on team): **OLB Jacob Callier** (4), **PK Tyler Francis** (2), **P Alex Kinney** (4), **PK Evan Price** (2), **WR Dimitri Stanley** (3), **DB \*L.J. Wallace** (1) and **ILB \*Jake Yurachek** (1).

This is the third straight year CU opens with four of its first five games in the state of Colorado; it's fairly common for the Buffs, as this is the 19th time CU will leave the state just once in the first five games dating back to the 1978 season.

**MONTEZ /QUICKLY**

Sophomore **QB Steven Montez** is **14-16** as CU's starting quarterback (2-1 in 2016, 5-7 in 2017, 5-7 in 2018, 2-1 in 2019). Some Montezbits:

- ▶ Montez opened **5-1** as a starter was the best by a CU quarterback since **Mike Moschetti** opened **5-0** in 1998 (he went on to be 5-1, 6-1, 6-2, 6-3 and 7-3); Moschetti was the last to open 6-1 (along with **John Hessler** in 1995, who went on to be 8-1 in his first nine games as starter from 1995-97).
- ▶ He has started **30** games at quarterback: sixth all-time at CU, and is the fourth-most in the last 20 seasons.
- ▶ He has now started games in four different seasons (3-2016, 12-2017, 12-2018, 2-2019); he joins his predecessor, **Sefo Liufau** (2013-16), **Tyler Hansen** (2008-11) and **Hawkins** as the four to do so in Colorado history.
- ▶ He has started **27** consecutive games at the position; that only trails **Gale Weidner** (31, 1959-61, including the '62 Orange Bowl) and **Kordell Stewart** (28, 1992-94, including three bowls); nationally, that trails **Jake Fromm**, Georgia (**31**), **Mason Fine**, North Texas (**30**) and **Nate Stanley**, Iowa and **J'Mar Smith**, Louisiana Tech (**29**); he is tied with **Nathan Rourke**, Ohio (**27**).
- ▶ In three season openers (all against Colorado State), he completed **56-of-74** passes for **772** yards (7 TD/3 INT) for a rating of 186.4. His **88.0** completion percentage in the 2018 opener (**22-of-25**) was a school record for 20- and 25-plus attempts and thus was by far a career-best, topping his previous best of 72.4 (21-of-29), which was set against the Rams in 2017. Combined versus CSU, he was **25-of-33** on first downs (for 315 yards), **19-of-26** for 205 yards on second down and **12-of-15** for 252 yards on third down.
- ▶ He is the fourth player in school history to throw for **7,000** career yards (**7,668**; the third to do it this millennium).
- ▶ He is also the second player in school history to accumulate **8,000** yards of total offense (**8,481**; he trails only Sefo Liufau, with 10,509).
- ▶ He has **14** career games of 300-plus yards total offense; breaking the school record of 13 by QB Sefo Liufau (2013-16).
- ▶ He is third at Colorado with **52** career touchdown passes (Sefo Liufau and Cody Hawkins lead with 60; Joel Klatt had 44).
- ▶ He has engineered **4** fourth quarter comebacks, three on the road (at Oregon, 2016, at Oregon State, 2017, at Nebraska, 2018) and one at home (Nebraska, 2019)
- ▶ He was the first Buffalo quarterback to throw a TD pass on his first career pass since **Joe Dowler** did so back in 1959. Montez hit **WR Kabion Ento** on a 69-yard scoring strike in the second quarter in his first appearance in the second game of the 2016 season (against Idaho State). Dowler had done it on Oct. 3, 1959 at Oklahoma, a 15-yard TD pass to Kirk Campbell in a 42-12 loss to the Sooners.

**TAKING THE WORLD BY STORM**

**QB Steven Montez** had quite a debut as CU's starter subbing for an injured Sefo Liufau at Oregon (Sept. 24, 2016). In leading the Buffs to a 41-38 win, he arguably had the best first game as a starter in school history. He completed 23 of 32 passes for 333 yards (3 TD/2 INT), for a passer rating of 177.7 and also had 21 rushes for 135 yards (6.4 per), with a touchdown and a long run of 32 yards. It all added up to 468 yards of total offense and 23 first downs earned (8 rush/15 passing). He received seven different national and/or conference accolades for his efforts, as well as:

- He enjoyed the fifth-best game in a quarterback's first start at Colorado in terms of passing yards, but the best in total offense (*see charts below*).
- His 135 yards rushing were the most in a debut by a starting Buff QB (topping the 116 by Darian Hagan vs. Texas in 1989) and is the 10th most in any game all-time at Colorado by a quarterback (and the first 100-yard game by a quarterback since Nov. 4, 2006 when Bernard Jackson had 105 against Kansas State).
- His 468 yards of total offense were the fourth-most in a single-game in Colorado history.
- It was the first-ever 300 passing/100 rushing game in CU history and just the second 200/100 game (Stewart had 205/143 vs. Notre Dame in the '95 Fiesta Bowl).
- His 14 straight completions in the first half tied for the second-most in school history (trailing 15 by Mike Moschetti over two games in 1999); it matched the most in one game (Koy Detmer, 14 at Colorado State in 1996).

**Most Yards Passing / CU Quarterback Debuts**

| Yards      | (A-C-I, TD)         | Player               | Opponent                | Date             | Result          |
|------------|---------------------|----------------------|-------------------------|------------------|-----------------|
| 418        | (50-33-5, 2)        | Koy Detmer           | Oklahoma                | 10/24/1992       | T, 24-24        |
| 409        | (36-21-1, 4)        | Kordell Stewart      | Colorado State          | 9/05/1992        | W, 37-17        |
| 402        | (34-21-0, 4)        | Joel Klatt           | Colorado State (Denver) | 8/30/2003        | W, 42-35        |
| 348        | (34-24-0, 5)        | John Hessler         | at Oklahoma             | 9/30/1995        | W, 38-17        |
| <b>333</b> | <b>(32-23-2, 2)</b> | <b>Steven Montez</b> | <b>at Oregon</b>        | <b>9/24/2016</b> | <b>W, 41-38</b> |
| 257        | (32-21-0, 3)        | Mike Moschetti       | Colorado State (Denver) | 9/05/1998        | W, 42-14        |

**Most Total Offense / CU Quarterback Debuts**

| Yards (Pass, Rush)    | Player               | Opponent                | Date             | Result          |
|-----------------------|----------------------|-------------------------|------------------|-----------------|
| <b>468 (333, 135)</b> | <b>Steven Montez</b> | <b>at Oregon</b>        | <b>9/24/2016</b> | <b>W, 41-38</b> |
| 430 (409, 21)         | Kordell Stewart      | Colorado State          | 9/05/1992        | W, 37-17        |
| 396 (418, -22)        | Koy Detmer           | Oklahoma                | 10/24/1992       | T, 24-24        |
| 392 (402, -10)        | Joel Klatt           | Colorado State (Denver) | 8/30/2003        | W, 42-35        |
| 270 (257, 13)         | Mike Moschetti       | Colorado State (Denver) | 9/05/1998        | W, 42-14        |

**MONTEZ THE 12TH FRESHMAN AT COLORADO TO START A GAME AT QUARTERBACK**

**QB Steven Montez** became just the 12th freshman in school history to start a game at quarterback at Colorado (the sixth redshirt frosh to do so). He had the second-most passing yards by a freshman in a starting debut at CU quarterback. A closer look at every freshman's first career start at CU (\*—denotes redshirt freshman):

**FRESHMAN PERFORMANCES, FIRST CAREER START AT COLORADO**

| Quarterback     | Date     | Opponent        | Result  | Passing                    | Quarterback           | Date           | Opponent                    | Result         | Passing                    |
|-----------------|----------|-----------------|---------|----------------------------|-----------------------|----------------|-----------------------------|----------------|----------------------------|
| Randy Essington | 10/18/80 | at Missouri     | L 7-45  | 22-11-1, <b>58</b> , 0 td  | *Cody Hawkins         | 9/01/07        | Colorado State (Denver; OT) | W 31-28        | 31-18-1, <b>201</b> , 2 td |
| *Steve Vogel    | 10/24/81 | at Iowa State   | L 10-17 | 16-12-0, <b>89</b> , 0 td  | Tyler Hansen          | 10/25/08       | at Missouri                 | L 0-58         | 16-12-0, <b>72</b> , 0 td  |
| Marc Walters    | 11/22/86 | at Kansas State | W 49-3  | 4-4-0, <b>111</b> , 1 td   | *Nick Hirschman       | 10/29/11       | at Arizona State            | L 14-48        | 7-4-0, <b>52</b> , 0 td    |
| Koy Detmer      | 10/17/92 | OKLAHOMA        | T 24-24 | 50-33-5, <b>418</b> , 2 td | Sefo Liufau           | 10/19/13       | CHARLESTON SOUTHERN         | W 43-10        | 20-14-0, <b>198</b> , 1 td |
| *Zac Colvin     | 10/23/99 | at Iowa State   | W 16-12 | 23-14-1, <b>116</b> , 1 td | *Cade Apsay           | 11/21/15       | at Washington State         | L 3-27         | 40-26-2, <b>238</b> , 0 td |
| Craig Ochs      | 10/07/00 | at Texas A&M    | W 26-19 | 25-15-0, <b>239</b> , 1 td | <b>*Steven Montez</b> | <b>9/24/16</b> | <b>at Oregon</b>            | <b>W 41-38</b> | <b>32-23-2, 333, 3 td</b>  |

**THE "RUSHING/PASSING" QB's**

Montez is a two-way threat with his arm and his legs, as evidenced by being the first 300/100 player in CU history (300 yards passing/100 rushing in the same game). He's cracked CU's list of all-time rushing yards by quarterbacks (adjusted to allow for sacks; \*—Anderson switched to tailback in the third game of the 1969 season):

| Rk | Player (Seasons)               | Gross Att-Yards | Sacked/Yds Lost | Adjusted Att | Yards        | Avg. | TD | Rk | Player (Seasons)                    | Gross Att-Yards | Sacked/Yds Lost | Adjusted Att | Yards        | Avg.        | TD       |
|----|--------------------------------|-----------------|-----------------|--------------|--------------|------|----|----|-------------------------------------|-----------------|-----------------|--------------|--------------|-------------|----------|
| 1  | Darian Hagan (1988-91).....    | 489-2,007       | 42/264          | 447          | <b>2,271</b> | 5.08 | 27 | 6  | Sefo Liufau (2013-16).....          | 368- 941        | 71/441          | 297          | <b>1,382</b> | 4.65        | 12       |
| 2  | Byron White (1935-37).....     | 342-1,864       | ?               | 342          | <b>1,864</b> | 5.45 | 22 | 7  | <b>Steven Montez (2016-19).....</b> | <b>292- 813</b> | <b>78/507</b>   | <b>214</b>   | <b>1,320</b> | <b>6.17</b> | <b>8</b> |
| 3  | *Bob Anderson (1967-69).....   | 390-1,580       | 24/162          | 366          | <b>1,742</b> | 4.76 | 20 | 8  | David Williams (1973-75).....       | 276- 959        | 32/251          | 244          | <b>1,210</b> | 4.96        | 12       |
| 4  | Kordell Stewart (1991-94)..... | 302-1,289       | 55/451          | 247          | <b>1,740</b> | 7.04 | 15 | 9  | Sal Aunese (1987-88).....           | 235-1,009       | 18/102          | 217          | <b>1,111</b> | 5.12        | 14       |
| 5  | Mark Hatcher (1984-87).....    | 375-1,470       | 16/ 95          | 359          | <b>1,565</b> | 4.36 | 16 | 10 | Tyler Hansen (2008-11).....         | 279- 478        | 82/617          | 197          | <b>1,095</b> | 5.56        | 8        |



**BREAKING DOWN THE EL PASO MAN**

**QB Steven Montez** enjoyed a fine junior season. Here's how his numbers broke down by downs and by quarters:

| By Down             | Att-Com-Int       | Pct.        | Yards       | att. comp.      | TD        | Long       | Sacked        | Rating       |
|---------------------|-------------------|-------------|-------------|-----------------|-----------|------------|---------------|--------------|
| First .....         | 149-109- 1        | 73.2        | 1070        | 7.2 9.8         | 4         | 57t        | 8/47          | 141.0        |
| Second .....        | 143- 89- 3        | 62.2        | 1029        | 7.2 11.6        | 9         | 57t        | 11/64         | 139.3        |
| Third .....         | 100- 59- 5        | 59.0        | 744         | 7.4 12.6        | 6         | 89t        | 11/73         | 131.3        |
| Fourth .....        | 7- 1- 0           | 14.3        | 6           | 1.0 6.0         | 0         | 6          | 0/ 0          | 21.4         |
| <b>Totals .....</b> | <b>399-258- 9</b> | <b>64.7</b> | <b>2849</b> | <b>7.1 11.0</b> | <b>19</b> | <b>89t</b> | <b>30/184</b> | <b>135.8</b> |

| By Quarter          | Att-Com-Int       | Pct.        | Yards       | att. comp.      | TD        | Long       | Sacked        | Rating       |
|---------------------|-------------------|-------------|-------------|-----------------|-----------|------------|---------------|--------------|
| First .....         | 94- 72- 2         | 76.6        | 704         | 7.5 9.8         | 7         | 57t        | 6/29          | 159.8        |
| Second .....        | 111- 75- 4        | 67.6        | 831         | 7.5 11.1        | 5         | 57t        | 11/66         | 138.1        |
| Third .....         | 98- 62- 1         | 63.3        | 753         | 7.7 12.1        | 6         | 89t        | 6/38          | 146.0        |
| Fourth .....        | 92- 48- 2         | 52.2        | 540         | 5.9 11.3        | 1         | 53         | 6/48          | 100.7        |
| Overtime .....      | 4- 1- 0           | 25.0        | 21          | 5.3 21.0        | 0         | 21         | 1/ 3          | 77.5         |
| <b>Totals .....</b> | <b>399-258- 9</b> | <b>64.7</b> | <b>2849</b> | <b>7.1 11.0</b> | <b>19</b> | <b>89t</b> | <b>30/184</b> | <b>135.8</b> |

**MONTEZ AT FOLSOM (NEUTRAL & ROAD)**

Steven Montez has appeared **17** times in games at Folsom Field, and generally has played very well; he owns a rating of **149.4**. He has started 15 of the 17 games (indicated by an \*), and CU is **10-7** overall in games he has appeared in at Folsom:

| Date     | Opponent       | Att-Com-Int | Pct. | Yards | TD | 50+ | 20+ | Rating |
|----------|----------------|-------------|------|-------|----|-----|-----|--------|
| 9/10/16  | Idaho State    | W 10- 6-0   | 60.0 | 117   | 2  | 1   | 1   | 224.3  |
| 10/01/16 | *Oregon State  | W 27-19-0   | 70.4 | 293   | 3  | 2   | 5   | 198.2  |
| 11/03/16 | UCLA           | W 3- 1-1    | 33.3 | 17    | 0  | 0   | 0   | 14.3   |
| 9/09/17  | *Texas State   | W 31-19-0   | 61.3 | 299   | 1  | 0   | 5   | 153.0  |
| 9/16/17  | *N. Colorado   | W 41-29-1   | 70.7 | 357   | 4  | 0   | 5   | 171.2  |
| 9/23/17  | *Washington    | L 27-21-3   | 77.8 | 171   | 0  | 0   | 2   | 108.8  |
| 10/07/17 | *Arizona       | L 32-19-0   | 59.4 | 251   | 3  | 0   | 2   | 156.2  |
| 10/28/17 | *California    | W 26-20-0   | 76.9 | 347   | 3  | 1   | 6   | 227.1  |
| 11/11/17 | *USC           | L 49-27-2   | 55.1 | 376   | 2  | 2   | 4   | 124.9  |
| 9/15/18  | *New Hampshire | W 19-14-1   | 73.7 | 166   | 1  | 1   | 2   | 153.9  |
| 9/28/18  | *UCLA          | W 26-22-0   | 84.6 | 237   | 1  | 1   | 3   | 173.9  |

| Date               | Opponent           |         | Att-Com-Int | Pct. | Yards | TD | 50+ | 20+ | Rating |
|--------------------|--------------------|---------|-------------|------|-------|----|-----|-----|--------|
| 10/06/18           | *Arizona State     | W       | 33-24-0     | 72.7 | 328   | 2  | 1   | 8   | 176.2  |
| 10/27/18           | *Oregon State (OT) | L       | 39-24-0     | 61.5 | 319   | 2  | 0   | 5   | 147.2  |
| 11/10/18           | *Washington St.    | L       | 35-20-0     | 57.1 | 199   | 0  | 0   | 1   | 104.9  |
| 11/17/18           | *Utah              | L       | 22-13-1     | 59.1 | 84    | 0  | 0   | 0   | 82.1   |
| 9/07/19            | *Nebraska (OT)     | W       | 41-28-1     | 68.3 | 375   | 2  | 1   | 4   | 156.3  |
| 9/14/19            | *Air Force (OT)    | L       | 43-26-1     | 60.5 | 220   | 2  | 0   | 1   | 114.1  |
| Home Games (16)    |                    | (10-7)  | 503-332-11  | 66.0 | 4156  | 28 | 10  | 55  | 149.4  |
| Neutral Sites (4)  |                    | (2-2)   | 70- 43- 3   | 61.4 | 555   | 3  | 0   | 5   | 133.6  |
| Road Games (13)    |                    | (3-10)  | 438-257-10  | 58.7 | 2957  | 21 | 4   | 34  | 126.6  |
| CAREER TOTALS (33) |                    | (14-18) | 927-578-22  | 62.4 | 7073  | 48 | 13  | 89  | 138.8  |

**THE 100 CLUB**

**QB Steven Montez** set the school record for the most passing attempts without an interception with **172** over a seven-game span in 2017; it only ended on the last play of the game at Arizona State, when he was picked off on a batted ball in the end zone on "Hail Mary" thrown. It was the ninth streak of 100 passes or more in Colorado history (and he was the seventh different quarterback to do it). The 172-game streak was the **longest active streak** in the nation at the time, as the two ahead of him on the list were picked off the week before (N.C. State's Ryan Finley saw his streak end at 340 and San Diego State's Christian Chapman's ended at 168). His last pick had been a third quarter interception against No. 7 Washington on Sept. 23.

► During the streak, he was 100-of-172 for 1,391 yards and 10 touchdowns (58.1 completion percentage, 145.3 rating).

|            |   |
|------------|---|
| <b>172</b> | <b>Steven Montez (seven games, Sept. 23-Nov. 4, 2017)</b> |
| 152        | Sefo Liufau (nine games, Nov. 13, 2015 to Nov. 3, 2016)   |
| 139        | Joel Klatt (five games, Oct. 15 to Nov. 12, 2005)         |
| 131        | Tyler Hansen (four games, Sept. 3 to Oct. 1, 2011)        |
| 118        | Sefo Liufau (five games, Sept. 3 to Oct. 3, 2015)         |
| 114        | Cody Hawkins (four games, Oct. 9 to Nov. 6, 2010)         |

|     |   |
|-----|---|
| 107 | Sefo Liufau (four games, Oct. 10-31, 2015)        |
| 104 | Craig Ochs (four games, Oct. 14 to Nov. 4, 2000)  |
| 100 | John Hessler (six games, Sept. 2 to Oct. 7, 1995) |

|           |   |
|-----------|---|
| <b>82</b> | <b>Steven Montez (three games, Oct. 20 to Nov. 2, 2018)</b>   |
| <b>80</b> | <b>Steven Montez (three games, Aug. 31 to Sept. 15, 2018)</b> |

**TDS, PICKS AND THROWS**

**QB Steven Montez** threw 18 touchdown passes in 2017, tied for the seventh-most in a single season in school history. Of course, that can be dependent on the number of throws. For those 10 seasons where a quarterback threw at least 15 TD passes, his percentage was the second-lowest at 4.77; but he countered that by have the best interception percentage among the group, at just 2.39 percent. So his 2-to-1 ratio of 18 TD passes to nine picks also played out in the percentages, which only Joel Klatt (2003), John Hessler (1995) and Mike Moschetti (1998) bettered. A closer look:

| Quarterback  | Season | Class | Att | TD | Pct. | Int | Pct. |
|--------------|--------|-------|-----|----|------|-----|------|
| Sefo Liufau  | 2014   | Soph. | 498 | 28 | 5.62 | 15  | 3.01 |
| Koy Detmer   | 1996   | Sr.   | 363 | 22 | 6.06 | 12  | 3.31 |
| Joel Klatt   | 2003   | Soph. | 358 | 21 | 5.87 | 10  | 2.79 |
| John Hessler | 1995   | Soph. | 266 | 20 | 7.52 | 9   | 3.38 |
| Tyler Hansen | 2011   | Sr.   | 412 | 20 | 4.85 | 11  | 2.67 |
| Cody Hawkins | 2007   | Fr-RS | 424 | 19 | 4.48 | 15  | 3.54 |

| Quarterback          | Season      | Class        | Att        | TD        | Pct.        | Int      | Pct.        |
|----------------------|-------------|--------------|------------|-----------|-------------|----------|-------------|
| <b>Steven Montez</b> | <b>2018</b> | <b>Jr.</b>   | <b>399</b> | <b>19</b> | <b>4.76</b> | <b>9</b> | <b>2.26</b> |
| <b>Steven Montez</b> | <b>2017</b> | <b>Soph.</b> | <b>377</b> | <b>18</b> | <b>4.77</b> | <b>9</b> | <b>2.39</b> |
| Mike Moschetti       | 1999        | Sr.          | 331        | 18        | 5.44        | 12       | 3.63        |
| Cody Hawkins         | 2008        | Soph.        | 320        | 17        | 5.31        | 10       | 3.13        |
| Mike Moschetti       | 1998        | Jr.          | 276        | 15        | 5.43        | 7        | 2.54        |

**MONTEZ ALREADY IN ELITE COMPANY**

**QB Steven Montez** has already set a significant CU record with three career 400-yard total offense games. He had two in 2017, tying Mike Moschetti for the most in a single season. The list of all 14 games with 400-plus at Colorado:

| Yds        | (pass,rush)      | Player               | Opponent             | Date                  |
|------------|------------------|----------------------|----------------------|-----------------------|
| 527        | (455,72)         | Sefo Liufau          | at California (2 OT) | Sept. 27, 2014        |
| 500        | (465,35)         | Mike Moschetti       | San Jose State       | Sept. 11, 1999        |
| 500        | (474,25)         | Tyler Hansen         | California (OT)      | Sept. 10, 2011        |
| <b>468</b> | <b>(333,135)</b> | <b>Steven Montez</b> | <b>at Oregon</b>     | <b>Sept. 24, 2016</b> |
| 457        | (457,0)          | Koy Detmer           | at Missouri          | Nov. 2, 1996          |
| 453        | (345,108)        | Sefo Liufau          | Washington State     | Nov. 19, 2016         |
| 446        | (382,64)         | Mike Moschetti       | Oklahoma             | Oct. 30, 1999         |

| Yds        | (pass,rush)     | Player               | Opponent                   | Date                  |
|------------|-----------------|----------------------|----------------------------|-----------------------|
| 430        | (426,4)         | Koy Detmer           | NE Louisiana               | Sept. 16, 1995        |
| 430        | (409,21)        | Kordell Stewart      | Colorado State             | Sept. 5, 1992         |
| 429        | (336,93)        | Craig Ochs           | Oklahoma State             | Oct. 28, 2000         |
| <b>425</b> | <b>(357,68)</b> | <b>Steven Montez</b> | <b>Northern Colorado</b>   | <b>Sept. 16, 2017</b> |
| 424        | (419,5)         | Joel Klatt           | Kansas (OT)                | Oct. 11, 2003         |
| <b>416</b> | <b>(376,40)</b> | <b>Steven Montez</b> | <b>Southern California</b> | <b>Nov. 11, 2017</b>  |
| 408        | (400,8)         | Connor Wood          | Colorado State (Denver)    | Sept. 1, 2013         |

**QB STARTER STATS**

Montez has an opportunity to move up the all-time Colorado charts in quarterback starts as well as wins. A closer look:

**MOST STARTS**

| Quarterback          | Seasons        | Starts    | Record       | Pct.        |
|----------------------|----------------|-----------|--------------|-------------|
| Sefo Liufau          | 2013-16        | 40        | 16-24        | .400        |
| Darian Hagan         | 1988-91        | 35        | 28-5-2       | .829        |
| Joel Klatt           | 2002-05        | 34        | 19-15        | .559        |
| Kordell Stewart      | 1991-94        | 33        | 27-5-1       | .833        |
| Gale Weidner         | 1959-61        | 31        | 20-11        | .645        |
| <b>Steven Montez</b> | <b>2016-19</b> | <b>30</b> | <b>14-16</b> | <b>.467</b> |
| Cody Hawkins         | 2007-10        | 28        | 11-17        | .393        |
| Mark Hatcher         | 1984-87        | 25        | 13-12        | .520        |

**MOST WINS**

| Quarterback     | Seasons | Starts | Record | Pct. |
|-----------------|---------|--------|--------|------|
| Darian Hagan    | 1988-91 | 35     | 28-5-2 | .829 |
| Kordell Stewart | 1991-94 | 33     | 27-5-1 | .833 |
| Gale Weidner    | 1959-61 | 31     | 20-11  | .645 |
| Joel Klatt      | 2002-05 | 34     | 19-15  | .559 |
| Ken Johnson     | 1971-73 | 23     | 17- 6  | .739 |
| Sefo Liufau     | 2013-16 | 40     | 16-24  | .400 |
| Koy Detmer      | 1992-96 | 18     | 14-3-1 | .806 |
| Bobby Anderson  | 1967-69 | 23     | 14- 9  | .609 |

| Quarterback          | Seasons        | Starts    | Record       | Pct.        |
|----------------------|----------------|-----------|--------------|-------------|
| David Williams       | 1972-75        | 23        | 14- 9        | .609        |
| Mike Moschetti       | 1998-99        | 23        | 14- 9        | .609        |
| <b>Steven Montez</b> | <b>2016-19</b> | <b>30</b> | <b>14-16</b> | <b>.467</b> |
| Sal Aunese           | 1987-88        | 19        | 13- 6        | .684        |
| Mark Hatcher         | 1984-87        | 25        | 13-12        | .520        |

**DISSECTING MONTEZ**

An across the board look at Montez' numbers in 2019 and last year:

|                | PASSING     |      |      | Incompletion Breakdown----- |     |      |        |     |    |    |     |    |    |    |    |     | RUSHING |      |    |    |      |
|----------------|-------------|------|------|-----------------------------|-----|------|--------|-----|----|----|-----|----|----|----|----|-----|---------|------|----|----|------|
| Opponent       | Att-Com-Int | Pct. | Yds  | TD                          | FD  | Long | Rating | TOT | TA | DR | INT | BU | M  | RF | HT | Att | Yds     | Avg. | TD | FD | Long |
| Colorado State | 20-13-0     | 65.0 | 232  | 2                           | 10  | 38   | 195.4  | 7   | 1  | 1  | 0   | 2  | 3  | 0  | 2  | 5   | 39      | 7.8  | 0  | 3  | 19   |
| Nebraska       | 41-28-1     | 68.3 | 375  | 2                           | 13  | 96t  | 156.3  | 13  | 5  | 2  | 1   | 2  | 2  | 1  | 3  | 8   | -17     | -2.1 | 0  | 1  | 5    |
| Air Force      | 43-26-1     | 60.5 | 220  | 2                           | 9   | 42t  | 114.1  | 17  | 3  | 0  | 1   | 2  | 11 | 0  | 7  | 2   | -16     | -8.0 | 0  | 0  | -8   |
| 2019 Totals    | 104-67-2    | 64.4 | 827  | 6                           | 32  | 96t  | 146.4  | 37  | 9  | 3  | 2   | 6  | 16 | 1  | 12 | 15  | 6       | 0.4  | 0  | 4  | 19   |
| 2018 Totals    | 399-258-9   | 64.7 | 2849 | 19                          | 125 | 89t  | 135.8  | 141 | 24 | 26 | 9   | 31 | 49 | 2  | 67 | 94  | 238     | 2.5  | 3  | 22 | 49   |

(KEY: FD—first downs; TA—thrown away; DR—drops; INT—interceptions; BU—passes broken up; M—misses; RF—receiver fell down; HT—hurried throws.)

**300/100/100**

The Buffaloes have now had **15** occasions in their history with a 300-yard passer, 100-yard rusher and 100-yard receiver, with **Steven Montez** is the quarterback involved the most (six), while Devin Ross has been a participant in the most at receiver (four) and Phillip Lindsay and Travon McMillian the most at running back (three). Colorado is **9-6** in these games:

**COLORADO'S 300/100/100 GAMES**

| Date           | Opponent            | Score        | Quarterback                | Rusher                                      | Receiver  |
|----------------|---------------------|--------------|----------------------------|---|---|
| Oct. 12, 1996  | OKLAHOMA STATE      | W 35-13      | Koy Detmer (402)           | Lendon Henry (101)                          | Rae Carruth (166)   |
| Sept. 11, 1999 | SAN JOSE STATE      | W 63-35      | Mike Moschetti (465)       | Cortlen Johnson (104)                       | Marcus Stiggers (174)                                     |
| Nov. 26, 1999  | NEBRASKA (OT)       | L 27-30      | Mike Moschetti (317)       | Cortlen Johnson (135)                       | Javon Green (100)   |
| Oct. 23, 2004  | Texas A&M           | L 26-29      | Joel Klatt (346)           | Bobby Purify (130)                          | Dusty Sprague (101)                                       |
| Nov. 6, 2010   | at Kansas           | L 45-52      | Cody Hawkins (322)         | Rodney Stewart (175)                        | Paul Richardson (141)                                     |
| Sept. 22, 2012 | at Washington State | W 35-34      | Jordan Webb (345)          | Tony Jones (105)                            | Nelson Spruce (103)                                       |
| Nov. 1, 2014   | WASHINGTON          | L 23-38      | Sefo Liufau (314)          | Michael Adkins (109)                        | Nelson Spruce (138)                                       |
| Oct. 31, 2015  | at UCLA             | L 31-35      | Sefo Liufau (312)          | Patrick Carr (100)                          | Devin Ross (101)  |
| Sept. 24, 2016 | at Oregon           | W 41-38      | <b>Steven Montez</b> (333) | Steven Montez (135)                         | Devin Ross (153)  |
| Nov. 19, 2016  | WASHINGTON STATE    | W 38-24      | Sefo Liufau (345)          | Phillip Lindsay (144) and Sefo Liufau (108) | Devin Ross (121)  |
| Sept. 16, 2017 | NORTHERN COLORADO   | W 41-21      | <b>Steven Montez</b> (357) | Phillip Lindsay (151)                       | Devin Ross (143)  |
| Oct. 28, 2017  | CALIFORNIA          | W 44-28      | <b>Steven Montez</b> (347) | Phillip Lindsay (161)                       | Shay Fields (101)   |
| Aug. 31, 2018  | Colorado State      | W 45-13      | <b>Steven Montez</b> (338) | <b>Travon McMillian</b> (103)               | <b>Laviska Shenault</b> (211) and <b>K.D. Nixon</b> (112) |
| Oct. 6, 2018   | ARIZONA STATE       | W 28-21      | <b>Steven Montez</b> (328) | <b>Travon McMillian</b> (136)               | <b>Laviska Shenault</b> (127)                             |
| Oct. 27, 2018  | OREGON STATE        | L 34-41 (OT) | <b>Steven Montez</b> (319) | <b>Travon McMillian</b> (132)               | <b>K.D. Nixon</b> (198)                                   |

**"FREAK" LIST**

For the past 16 years, college football analyst **Bruce Feldman** has put out a list in the summers on the biggest Freaks in college football. The list "showcases guys who generate buzz inside their programs by displaying the type of rare physical abilities that wow even those folks who are used to observing gifted athletes every day." The list is compiled with the help of many coaches, players and SIDs from around the nation. He had **S/OLB Davion Taylor** listed No. 22 on his 2018 compilation; Feldman's synopsis on Taylor:

**No. 22 Taylor:** "The Buffaloes amped up the speed of their defense quite a bit when they landed Taylor over the winter, the No. 1 outside linebacker junior college prospect (and No. 8 overall JUCO prospect) in the country. He completed spring football in February and March and went right to the track, where he raced in the 100 and 200 meters and was on the 4x100 relay team. The 6-3, 220-pounder was CU's fastest sprinter, and he finished sixth in the 100 at the Pac-12 Championships. His top 100 time this year was 10.51 in the prelims of the Pac-12s.

**LINDY'S LIKES BOULDER**—Lindy's Sports College Football gave CU two high rankings in its annual list of lists: **Ralphie** was named the No. 1 live mascot in the nation, and **Folsom Field** was selected as the third best stadium to "take a selfie."



## COLLEGE FOOTBALL'S "OLD MAN" NO MORE

As a freshman in 2017, **PK James Stefanou** was the second oldest player overall in the FBS, but the oldest freshman; he assumed the mantle of being the oldest collegian in the game in 2018, but is back as the second-oldest this fall. One of the recent influxes of kickers from Australia, he came from a soccer background where he had elite level experience as a defender; he represented Australia on its U19 team, a youth progression team that is the feeder squad to the Olympic team. He also played professionally, most notably in two stints for South Melbourne FC, first from 2005-06 before he signed again with them in 2010. Stefanou got into football by training periodically over the course of six years (2012-17) at ProKick Australia, an academy developed to assist in the transition to American football by providing the fundamentals of punting and kicking. The elderly:

| Age       | Name, School                    | Position           | Class      | Birth Month       | Hometown   |
|-----------|---------------------------------|--------------------|------------|-------------------|--|
| 33        | Joshua Griffin, Colorado State  | Defensive Back     | Jr.        | October 1986      | Houston, Texas (extensive military service)                                    |
| <b>32</b> | <b>James Stefanou, Colorado</b> | <b>Placekicker</b> | <b>Jr.</b> | <b>April 1987</b> | <b>Melbourne, Australia (played 10 seasons of professional soccer)</b>         |
| 31        | Wade Lees, UCLA                 | Punter             | Gr.        | April 1988        | Melbourne, Australia (Australian Rules football experience; Maryland transfer) |
| 30        | Dane Roy, Houston               | Punter             | Sr.        | January 1989      | Bunyip, Australia (another ProKick Australia product)                          |
| 29        | Tom Hutton, Oklahoma State      | Punter             | Fr.        | March 1990        | Newborough, VI, Australia (Australian Rules football experience)               |
| 29        | Morgan James, Cincinnati        | Offensive Line     | Sr.        | March 1990        | Highland, Mich. (former professional hockey player—Southern Pro League)        |
| 29        | Jesse Beal, West Virginia       | Tight End          | So.        | July 1990         | Washington, D.C. (spent 10 years in minor league baseball)                     |
| 27        | Ben Griffiths, USC              | Punter             | Fr.-RS     | September 1991    | Melbourne, Australia (played eight seasons of Australian Rules football)       |

## THE VERTICAL GAME (EXPLOSION PLAYS)

CU, as in the case with most teams, often is most dangerous on offense when the unit can strike for the big play both via the rush and pass. Colorado had 57 “explosion” plays in 2016, or ones that gained 20 or more yards; that was the most by a CU team since 2007 (49 in 2017). Here’s a look at CU’s 20-plus plays in recent memory, not including bowls, going back to 1994, when CU had a high of 76 plays over 20-yards, almost equal in nature (37 rush, 39 pass):

| Season | Total | Rush | Pass | Season | Total | Rush | Pass | Season | Total | Rush | Pass | Season | Total | Rush | Pass | Season      | Total     | Rush     | Pass      |
|--------|-------|------|------|--------|-------|------|------|--------|-------|------|------|--------|-------|------|------|-------------|-----------|----------|-----------|
| 1994   | 76    | 37   | 39   | 2000   | 38    | 8    | 30   | 2006   | 35    | 18   | 17   | 2012   | 36    | 9    | 27   | 2018        | 56        | 16       | 40        |
| 1995   | 61    | 11   | 50   | 2001   | 58    | 21   | 37   | 2007   | 58    | 18   | 40   | 2013   | 42    | 5    | 37   | <b>2019</b> | <b>13</b> | <b>3</b> | <b>10</b> |
| 1996   | 64    | 12   | 52   | 2002   | 58    | 35   | 23   | 2008   | 40    | 8    | 32   | 2014   | 48    | 12   | 36   |             |           |          |           |
| 1997   | 46    | 9    | 37   | 2003   | 47    | 5    | 42   | 2009   | 44    | 7    | 37   | 2015   | 50    | 15   | 35   |             |           |          |           |
| 1998   | 40    | 11   | 29   | 2004   | 48    | 13   | 35   | 2010   | 43    | 11   | 32   | 2016   | 57    | 16   | 41   |             |           |          |           |
| 1999   | 57    | 12   | 45   | 2005   | 54    | 16   | 38   | 2011   | 56    | 14   | 42   | 2017   | 50    | 11   | 39   |             |           |          |           |

## AHEAD IN A BIG WAY

From 2006-15, the opponent had almost always had a distinct advantage in TSL (time spent in the lead), but CU reversed that and then some in 2016. The Buffs led for **457** minutes and **20** seconds, or **59** percent of the time; opponents for just 24 percent and the score tied the other 17 percent. CU led for more minutes in 2016 than it had in all 11 previous years after just eight games (and when it held the edge over an entire season just twice: 2005 and 2010. But alas, the opponent held a slight edge in both 2017 and 2018 (*bowl games not included*):

| Season | Colorado | Tied   | Opponent | Season | Colorado | Tied   | Opponent | Season      | Colorado     | Tied         | Opponent     |
|--------|----------|--------|----------|--------|----------|--------|----------|-------------|--------------|--------------|--------------|
| 2005   | 320:31   | 101:55 | 297:34   | 2010   | 312:45   | 113:54 | 293:21   | 2015        | 192:47       | 158:14       | 428:59       |
| 2006   | 269:22   | 123:11 | 327:27   | 2011   | 191:12   | 78:44  | 510:04   | 2016        | 457:20       | 133:33       | 189:07       |
| 2007   | 280:56   | 130:11 | 308:53   | 2012   | 77:38    | 112:18 | 530:04   | 2017        | 285:30       | 132:17       | 302:13       |
| 2008   | 191:24   | 119:07 | 409:29   | 2013   | 197:17   | 108:56 | 413:47   | 2018        | 268:07       | 171:14       | 280:39       |
| 2009   | 110:29   | 165:18 | 444:13   | 2014   | 261:22   | 83:52  | 374:46   | <b>2019</b> | <b>57:46</b> | <b>30:28</b> | <b>91:46</b> |

## 100/300

The Buffaloes have historically done well when holding the opponent to under 100 yards rushing and under 300 yards total offense. Dating back to the start of the 1985 season, Colorado is **103-15-1** when the opponent fails to reach 100 yards on the ground, and **104-20-1** when the enemy is held under 300 yards overall. CU is **10-1** and **15-0** in each, respectively, over the last six seasons.

## FIVE, 5-0

Senior **P Alex Kinney** joined a handful of players in CU history to play in five games against the same opponent when he punted four times (in addition to holding on placements) in the season opener against Colorado State. He is the first Buffalo since **TE Quinn Sypniewski**, who lined up against the Rams in 2000-01-02-04-05; he lost two seasons after being injured early in 2003 and 2004 and was granted a sixth year.

—**But:** Kinney was **5-0** against Colorado State, believed to be either the first or second player in CU history to be involved in five wins against the same opponent. With no participation records available for the early years of the program, it can’t be confirmed, but **Harry Gamble** lettered six times (1891-96) and could have been 5-0 against the University of Denver.

## RECORD WATCH

The Buffaloes have already set **1** record (tied **1** other) for a total of **2** in 2019. *NOTE: CU did not adopt the NCAA 2002 policy of adding bowl game statistics in its season or career numbers, thus some may differ from NCAA totals.*

**Most 300-Yard Total Offense Games, Career**—14, Steven Montez, 2016-19.  
*Old Record: 13, Sefo Liufau, 2013-16.*

RECORD

**Most 300-Yard Passing Games, Career**—11, Steven Montez, 2016-19.  
*Record: 11, Sefo Liufau, 2013-16.*

TIED RECORD



**TURNOVER FREE**

In 2017, Colorado saw its record run of consecutive quarters played without turning the ball over end at Washington State with a fourth quarter; the streak ended at a school-record **16** straight quarters (**253:52** in total time), and nearly went four straight games without one as there was just 3:20 remaining in the 28-0 loss to WSU when the streak came to a close. Colorado played **17** games out of **74** under Mike MacIntyre without a turnover, the highest percentage in any CU head coach's tenure over two years since World War II. Mel Tucker wasted no time coaching his first turnover-free game, doing it in his debut against Colorado State. Take a look (TFG—turnover free games; TG—total games):

| Coach            | TFG | (Record) | TG  | Pct. | Coach                                   | TFG | (Record) | TG  | Pct.  | Coach             | TFG      | (Record)     | TG       | Pct.        |
|------------------|-----|----------|-----|------|---|-----|----------|-----|-------|-------------------|----------|--------------|----------|-------------|
| Mike MacIntyre   | 17  | (11-6)   | 74  | 23.0 | Eddie Crowder                           | 6   | (5-1)    | 118 | 5.1   | <b>Mel Tucker</b> | <b>1</b> | <b>(2-1)</b> | <b>3</b> | <b>33.3</b> |
| Bill McCartney   | 23  | (18-3-2) | 153 | 15.0 | Dal Ward                                | 5   | (2-1-2)  | 110 | 4.5   | Jon Embree        | 5        | (1-4)        | 25       | 20.0        |
| Dan Hawkins      | 8   | (3-5)    | 58  | 13.8 | Bill Mallory                            | 1   | (1-0)    | 57  | 1.7   | Brian Cabral      | 1        | (1-0)        | 3        | 33.3        |
| Gary Barnett     | 11  | (49-38)  | 87  | 12.6 | Chuck Fairbanks                         | 0   | (0-0)    | 33  | 0.0   | Bud Davis         | 0        | (0-0)        | 10       | 0.0         |
| Sonny Grandelius | 3   | (2-1)    | 31  | 9.7  | -----two or fewer seasons/interims----- |     |          |     |       | Jim Yeager        | 0        | (0-0)        | 19       | 0.0         |
| Rick Neuheisel   | 3   | (3-0)    | 47  | 6.4  | Mike Hankwitz                           | 1   | (0-1)    | 1   | 100.0 |                   |          |              |          |             |


- Colorado played four turnover-free games in 2018 (at Nebraska, vs. UCLA, vs. Arizona State, vs. Oregon State), tying the season record.
- **Wow:** The Buffaloes committed eight turnovers in the first four games in 2017, but had just eight over the next nine contests (**814** touches) until committing three against Washington State; so including the first nine games last year (**822** touches), CU had just 14 turnovers in that 17-game span (**1,548** touches).
- Colorado also played four turnover-free games in 2017, tying the school record previously accomplished in 1989, 1993, 2006 and 2011. It nearly had a fifth—an interception on a Hail Mary as time ran out at Arizona State was the lone turnover of that game.
- Post-World War II (dating back to 1946), Colorado has played **85** turnover-free games, owning a record of **56-25-4** in those games (**2-1** in bowls).
- Colorado played at least three turnover-free games the last four seasons (2015-18), easily the longest streak in school history; the **13** games without a turnover over the last four seasons are the most in any four-year span in school history, besting **11** mistake free games from 1987-90.
- Colorado has now had at least one turnover-free game for 10 straight seasons (2010-19, **26** total), tied for the longest run in school annals: the Buffs had at least one for 10 straight years (1998-2007, **19** total); CU also had a run of nine consecutive seasons (1987-95, **22** total).

**LANDMAN TIES TACKLE MARK IN FIRST CAREER START**

Sophomore **ILB Nate Landman** came on at the end of last season, and it carried through to the '18 opener against Colorado State. In 53 snaps from scrimmage (ironically his jersey number), he was in on 14 tackles (four solo), with a lot of garnish: two third down stops, a tackle for zero, a pass broken up and a tackle for loss along with his first career interception. In the process, he tied the school record for the most tackles in a first career start, and also earned the Pac-12 Conference's Defensive Player of the Week honor. He joins **QB Steven Montez** as the only Buffaloes to earn Pac-12 player of the week honors in their first career start; Montez claimed the offensive honor in a win at Oregon in 2016. Otherwise, you have to go back to 2003, when **QB Joel Klatt** won the Big 12's offensive honor for a monster game he had in a win over Colorado State.

**MOST TACKLES / FIRST CAREER START ON DEFENSE**

| Total     | (UT,AT)       | Player              | Opponent                       | Date                 |
|-----------|---------------|---------------------|--------------------------------|----------------------|
| 14        | (7, 7)        | Addison Gillam      | Colorado State (Denver)        | Sept. 1, 2013        |
| 14        | (14, 0)       | Ryan Moeller        | Colorado State (Denver)        | Nov. 22, 2014        |
| 14        | (11, 3)       | Grant Watanabe      | ARIZONA                        | Oct. 17, 2015        |
| <b>14</b> | <b>(4,10)</b> | <b>Nate Landman</b> | <b>Colorado State (Denver)</b> | <b>Aug. 31, 2018</b> |
| 13        | (9, 4)        | Jordan Dizon        | Washington State (Seattle)     | Sept. 11, 2004       |

**ELEVEN HAVE DASHED 100 ... OR FURTHER**

In 2017 (Oct. 28), then-junior **DB Nick Fisher** joined a very exclusive club when he returned an interception 100 yards in the fourth quarter to close out CU's 44-28 win over California. It was the 11th 100-yard play in CU history, the fourth interception return of that length. However, the NCAA seals returns at a 100-yard maximum; if it allowed returns to be scored like the NFL, counting end zone yardage, Fisher would have been credited with a 109-yard return (CU's head statistician is also the Broncos'). It was the first 100-yard interception return since 1996, when **FS Steve Rosga** pulled it off against Oklahoma State (his would have been 105 yards). **ILB Marcus Burton** came close in 2005, when he picked one off at the half yard line and raced 99 yards for a score — at Oklahoma State.

**COLORADO / 100-YARD PLAYS****KICKOFF RETURNS**

| Yards | Player, Opponent, Site, Date (*—opening kickoff of game)      |
|-------|---|
| 100   | Byron White vs. Denver at Denver, Nov. 26, 1936 (TD).         |
| 100   | *Cliff Branch vs. Kansas in Boulder, Nov. 7, 1970 (TD).       |
| 100   | *Billy Waddy vs. Kansas State in Boulder, Nov. 22, 1975 (TD). |
| 100   | Howard Ballage vs. Nebraska in Boulder, Oct. 21, 1978 (TD).   |
| 100   | Walter Stanley vs. Oklahoma in Boulder, Oct. 4, 1980 (TD).    |
| 100   | *Ben Kelly vs. Missouri in Boulder, Oct. 9, 1999 (TD).        |
| 100   | Marques Mosley vs. Utah in Boulder, Nov. 23, 2012 (TD).       |

**INTERCEPTION RETURNS**

| Yards      | Player, Opponent, Site, Date                                       |
|------------|--|
| 100        | Dick Kearns vs. Denver at Denver, Nov. 24, 1938 (TD).              |
| 100        | Johnny Zeigler vs. Colorado Mines in Boulder, Sept. 26, 1942 (TD). |
| 100        | Steve Rosga vs. Oklahoma State in Boulder, Oct. 12, 1996 (TD).     |
| <b>100</b> | <b>Nick Fisher vs. California in Boulder, Oct. 28, 2017 (TD).</b>  |

**DID YOU KNOW?** Colorado is one of 29 schools to have had at least one member in all 13 years of the **NFF Hampshire Honor Society** (2007-19)? The Buffaloes are the only Pac-12 Conference school to do so and are one of just seven FBS/Division I schools recognized with the honors.

**2019 SENIORS (18)**

| No. | Player                | Pos. | Ht.  | Wt. | Cl.   | Exp. | Hometown (High School/Previous College)                          | Major (Minor)             | Grad Status     |
|-----|-----------------------|------|------|-----|-------|------|--|---------------------------|-----------------|
| 1   | ABRAMS, Delrick Jr.   | CB   | 6- 3 | 185 | Sr.   | 1L   | Angie, La. (Varnado/Independence Community College)              | Ethnic Studies            | May '20         |
| 63  | *BALE, J.T.           | SN   | 6- 2 | 215 | Sr.   | 3L   | La Mirada, Calif. (La Mirada)                                    | Economics                 | Dec. '19        |
| 35  | BISHARAT, Beau        | TE   | 6- 2 | 230 | Sr.   | 3L   | Sacramento, Calif. (Jesuit)                                      | Political Science         | May '20         |
| 18  | *BROWN, Tony          | WR   | 6- 1 | 195 | Sr.   | 1L   | La Mirada, Calif. (La Mirada/Texas Tech)                         | Sociology                 | May '20         |
| 37  | *COOPER, Lucas        | S    | 5-10 | 185 | Sr.   | 3L   | Palos Verdes, Calif. (Palos Verdes)                              | Strategic Communication   | Dec. '19        |
| 42  | *FALO, Nu'umotu Jr.   | OLB  | 6- 2 | 240 | Sr.   | 3L   | Sacramento, Calif. (Inderkum)                                    | Ethnic Studies            | Dec. '19        |
| 17  | GOLDIN, Josh          | QB   | 6- 2 | 190 | Sr.   | 1L   | Highlands Ranch, Colo. (Rock Canyon)                             | Business-Finance          | May '20         |
| 51  | *HAMBRIGHT, Arlington | OL   | 6- 5 | 300 | Gr.   | TR   | Ypsilanti, Mich. (Belleville/Garden City CC/Oklahoma State)      | Higher Education          | May '21         |
| 9   | *HARRIS, Jalen        | TE   | 6- 4 | 255 | Gr.   | TR   | Montgomery, Ala. (St. James/Auburn)                              | Education-FPP             | Dec. '19        |
| 88  | JONES, Darrion        | TE   | 6- 6 | 255 | Sr.   | 1L   | Compton, Calif. (Carson/Los Angeles Harbor College)              | Sociology                 | May '20         |
| 89  | *#KINNEY, Alex        | P    | 6- 1 | 205 | Sr.-2 | 4L   | Fort Collins, Colo. (Rocky Mountain)                             | Business-Management       | Grad. (May '19) |
| 56  | *#LYNOTT, Tim Jr.     | C    | 6- 3 | 300 | Sr.   | 3L   | Parker, Colo. (Regis)  | Strategic Communication   | Grad. (Dec. 18) |
| 12  | *MONTEZ, Steven       | QB   | 6- 5 | 230 | Sr.   | 3L   | El Paso, Texas (Del Valle)                                       | Strategic Communication   | Dec. '19        |
|     | ONU, Mikial           | S    | 5-11 | 205 | Gr.   | TR   | Sugarland, Texas (George Ranch/SMU)                              | Organizational Leadership | May '21         |
| 49  | PRICE, Davis          | PK   | 6- 2 | 205 | Sr.   | 3L   | Evergreen, Colo. (Evergreen)                                     | Journalism                | May '20         |
| 68  | *SHUTACK, Jack        | OL   | 6- 6 | 300 | Sr.   | 1L   | Western Springs, Ill. (Nazareth Academy/Rutgers)                 | Sociology                 | May '20         |
| 20  | TAYLOR, Davion        | OLB  | 6- 2 | 225 | Sr.   | 1L   | Magnolia, Miss. (South Pike/Coahoma Community College)           | Psychology                | May '20         |
| 52  | *CHANGAM, Alex        | OLB  | 6- 3 | 245 | Sr.   | 1L   | Doula, Cameroon/John's Creek, Ga. (Chattahooche/De Anza College) | Ethnic Studies            | May '20         |

(\*—fifth-year senior; #—master's program in Organizational Leadership.

**OTHER GRADUATES:** Aside from the three graduate transfers and Kinney and Lynott, no other Buffaloes have graduated at this time.

**GRADUATION REVIEW**

(Through August 2019) Over the last 18 years, Colorado has had **330** of its **364** seniors graduate, or translating to **90.7** percent in this time frame (including 20 of the 23 seniors in 2018); these are the 2001-2018 senior classes, including those players who received medicals. Over the last 11 years, 215 of the last 234 have graduated (**91.9%**), with eight of those 19 either playing in the NFL or attempting to do so and haven't yet been able to complete their requirements. NCAA numbers will not match these (it doesn't allow a school to count transfers who graduate, but it does count against a school if it had a player transfer; it also does not count walk-ons). It's one of the reasons the numbers are skewed to be lower than they really are, especially at tougher academic schools like Colorado and its Pac-12 brethren. **TEAM GRADE POINT AVERAGE:** The team's **2.63** cumulative grade point average through the Spring 2019 semester is its second highest on record (data collected since 1996); the team has 17 straight semesters over a 2.5 (data collected since 1996).

**100+ RETURN YARDS NOT THAT COMMON**

Often lost in all the conversation about total offense and defense are return yards — but they often swing a game. In 2017, CU owned a **396-234** edge, and had two games with 100-plus return yards (116-9 versus Texas State and 126-5 against Cal). CU's had just five games since 2002 with over 100 returns yards in a game (and have had two in the same season since 2002; the last time with three was 2001). Last year, CU had **175** against UCLA in its 20-10 win, and they played a huge role, accounting for one touchdown via punt return and setting up CU's lone offensive score via an interception return. It was the most return yards by the Buffs since Oct. 26, 2002, when they had **183** in a 37-13 win over Texas Tech (125 interception, 44 punt, 14 fumble). The other two games with 100-plus came in 2008 against Eastern Washington (135) and in 2013 against Central Arkansas (125).

► For the ultimate example of how rare 100 return yards can be, look no further than CU's game at UCLA last Sept. 30. The Buffs held the edge in return yardage ... **1-0**. There were no punt or fumble returns, no miscellaneous returns, and the only yard game on the lone interception and return of the game. And then against Arizona, the Wildcats had a **6-0** edge (a single punt return). So far in 2019, CU and the opponent have combined for just **43** return yards.

► In the '18 opener against Colorado State, the Buffaloes owned an **87-0** edge in return yards, most coming on punts (85 yards); those collectively set CU up at their own 28-yard line. Then at Nebraska, the edge was **32-(-2)**.

► All told, CU had the advantage in return yards in eight of 12 games in 2018 with an overall edge of **372-275** in yards.

**PRICE MADE MARK AS A FROSH**

**PK Davis Price** joined the team as a recruited walk-on in June 2016, and wound up seeing action as a true freshman due to a season-ending injury in the Michigan game to **Diego Gonzalez**. He was first pressed into service as the kickoff specialist at Oregon in game four, and the next week, he was promoted into the first-team role the next week for Oregon State. He responded by making all five of his extra point tries and both of his field goals, including a 54-yard boot on his first try, the CU record for both the longest made by a freshman and the longest first-career make. He was recognized for his performance as the Pac-12's Special Teams Player of the Week; the 54-yarder was the longest by a freshman in the NCAA in 2016 and tied for the fourth-longest overall.

**Longest Field Goals By A Freshman In The NCAA / 2016**

|                         |  |
|-------------------------|--|
| 54                      | Davis Price, Colorado (Oct. 1 vs. Oregon State)                |
| 53                      | Matt Ammendola, Oklahoma State (Sept. 10 vs. Central Michigan) |
| 53                      | Logan Tyler, Florida State (Nov. 11 vs. Boston College)        |
| No others over 50 yards |  |

**Longest Field Goals / Colorado Freshmen**

|    |  |
|----|--|
| 54 | Davis Price, vs. Oregon State in Boulder, Oct. 1, 2016   |
| 53 | James Stefanou vs. Arizona State at Tempe, Nov. 4, 2017  |
| 52 | Will Oliver, vs. California in Boulder, Sept. 11, 2011   |
| 51 | Tom Field, vs. Oregon in Boulder, Sept. 8, 1979          |
| 50 | Tom Field, vs. Oklahoma State in Boulder, Nov. 10, 1979  |
| 49 | James Stefanou vs. Washington in Boulder, Sept. 23, 2017 |

► **A FIRST?** It was for sure for CU: United Airlines provides the team charter for CU's travel, and for the 2016 USC trip, the pilot was **Doug Price** — Davis' father. A CU graduate himself, he is an Air Force Veteran who has been flying for United for 22 years; he normally flies military charters bringing troops back home from overseas.

► **THE SECOND.** He piloted CU's charter to and from Seattle for the Washington game this season, and it was extra special as his sons handled all the kicking chores in the game: Davis the punting and kickoff duties, and freshman Evan the placekicking (he made good on all three kicks, two field goals and a PAT). It was Evan's first game as he replaced an injured James Stefanou on the trip.

**COLORADO BY THE NUMBERS IN 2019**

- 0** Quarterback sacks allowed versus CSU, just the fifth time in the last 24 season openers the opponent failed to get to the quarterback (2018, 2014, 2008, 2004);
- 0-6-2** The Buffs record in Pac-12 road "doubleheaders" (road games in back-to-back weeks: no sweeps, two splits, swept five times); USC-Washington (0-2) in 2018.
- 1-4-2** The Buffs record in Pac-12 home "doubleheaders" (one sweep—WSU and Utah in 2016; two splits, swept thrice); Washington State-Utah (0-2) in 2018.
- 2** Colorado has played two overtime games in a season now four times, the first time with back-to-back games (Nebraska and Air Force);
- 2** This was just the second time Colorado will play Colorado State and Air Force in the same season (along with 1958);
- 2** The number of interceptions by **S Mikial Onu** against CSU (he had three in his SMU career); first Buffs in three seasons to snare two;
- 3rd** Mel Tucker became the third coach to win his debut at the reins of the CU program with the Buffs' 52-31 win over Colorado State;
- 3:26** The average length of CU's games in 2019 (the quickest—Colorado State, **3:09**; the longest—Nebraska, **3:49**). The average in 2018: **3:23**;
- 4** The number of fourth quarter sacks by the Buffs in three games (after have four in the quarter in all of 2018);
- 7** The number of true freshmen the Buffs have played in 2019 (**3** offense/**4** defense);
- 8:47 (p.m.)** The starting time of the season opener against CSU (lightning delayed it 37 minutes), the fourth-latest kickoff in CU history (second-latest in Colorado);
- 10** The Buffaloes have had at least one turnover-free game for the last 10 seasons, tying the school's previous best run;
- 13** The number of non-conference games CU had won in a row in the state of Colorado (dating back to 2015) until losing to Air Force in overtime this year;
- 16-23** Colorado's all-time record in regular season games played on Friday (**1-0** this season);
- 17** The Buffaloes rallied from being down 17-0 to Nebraska late in the third quarter to rally for a 34-31 win in overtime;
- 18-6** Colorado's non-conference record dating back to the start of the 2013 season (includes Pac-12 title game and Alamo Bowl; **18-4** regular season);
- 19** The number of different NFL teams that scouted the Buffaloes on game days this season;
- 19** The number of fumbles by CU tailbacks (on offense) in **78** games from 2013-19 (**2,194** carries; **0** this year in **77**; **4** in the last **723**);
- 20** The number of players making their debut in CU uniform this season;
- 26** Mel Tucker was named the 26th head coach in Colorado history on December 5, 2018;
- 30** The number of Colorado games played in less than three hours since 1990 (out of **357** games; none yet this year; last: 2:57 versus Washington in 2017);
- 32-of-41** The number of coin tosses CU has won dating back to the '16 opener (**78.0%**; CU was 13-of-14 in '16);
- 36.2** The third down efficiency of opponents against Colorado in the state's borders since the '09 opener (**381-of-1,049**).
- 52** The number of Buffaloes who have scored 100 or more career points (**WR Laviska Shenault** is closing in with **90**);
- 53rd** The number season of CU's live buffalo mascot "Ralphie" leading the team out on the field;
- 54** The length of a kickoff return by **WR Laviska Shenault** against Nebraska; the longest KOR by a Buff since 2012, when Marques Mosley had a 100-yarder vs. Utah;
- 66.5** Colorado's third down efficiency on 3rd-&-4 or less the last three seasons (**145-of-218**; 13-of-21 this season);
- 78** The number of consecutive PAT kicks made by PK James Stefanou to start his CU career, a school record;
- 107** The number of consecutive PAT kicks CU made from Oct. 15, 2016 through Sept. 14, 2019 when Air Force blocked one in the fourth quarter;
- 316** The number of all-time wins Colorado has recorded at Folsom Field since it opened on Oct. 11, 1924 (**408** overall at all home venues).
- 468** The total offense that **QB Steven Montez** amassed in his first career start at Oregon in 2016 (**333** passing, **135** rushing and accounting for **4** TDs).
- 707** The number of all-time wins by Colorado, as the Buffaloes became the 25th school to win 700 games.
- 8,481** The career yards of total offense by **QB Steven Montez**, as he chases down the all-time record by Sefo Liufau (**10,509** from 2013-16).
- 1,294,101** The total attendance of the **19** Rocky Mountain Showdowns played in Denver.

**COLORADO BY THE NUMBERS IN 2018**

- 2-1** Colorado's record on Fridays in 2018; this was the first time in school history CU played three contests on a Friday;
- 3 x 2** The Buffaloes scored on both the opening possession of the game and the first drive of the second half in each of the first three games (5 TD, 1 FG).
- 3-of-6** Colorado was 3-of-6 on 3rd-&-11 or longer against Nebraska; going in, it was just 18-of-61 under Mike MacIntyre in his five-plus years as head coach.
- 3:23** The average length of CU's games in 2018 (the quickest—at Washington, **3:01**; the longest—Oregon State, **4:00**);
- 5-0** Colorado opened 5-0 for the first time since 1998 (and 1994 before that; USC prevented CU from opening 6-0 for the first time since 1994).
- 5:41 (a.m.)** The time the Buffs arrived back in Boulder after the USC game (Oct. 13-14), which kicked off at 8:45 p.m. MDT;
- 9.17** Colorado's average per play on offense against Colorado State, the first time CU averaged over eight yards per play since 2013 (8.0 versus FCS Charleston Southern);
- Also the first time against an FBS foe since 2004 (8.14 vs. North Texas), and the first time over nine per play since 1999 (9.24 vs. San Jose State).
- 11-of-11** Colorado has completed its last 11 passes when it throws on its first play of the year (dating back to 1969; the 11 have gained **154** yards).
- 18** The number of possessions the opponent has started in CU territory (out of **160**; just 10 of those have led to scores, 6 TDs/4 FGs).
- 22.6** The opponents' third down conversion percentage on 3rd-&-8 or longer (**19-of-85**);
- 35-1-1** Colorado's all-time record when rushing for 300-plus yards in a game (had **311** against New Hampshire on Sept. 15).
- 37.1** The opponents' combined percentage on third down inside-the-CU 20 (**96-of-259**) in the last 113 games (dating to 2008; **9-of-24** this year);
- 45-14** The final score of the New Hampshire game, a fairly common score, was the first (win or lose) in the first 1,241 games in CU football history;
- 54** The number of Buffaloes who have 1,000 or more career rushing yards; **TB Travon McMillian** made the list with 1,009 this season.
- 60.4** The average temperature at kickoff for CU's 11 games in 2018 (warmest: **90** for New Hampshire in Boulder; coldest: **28** for Utah in Boulder);
- 60.9** The opponents' TD percentage on drives inside-the-20 (red zone) against CU during the MacIntyre Era (**171** TDs/**281** trips; **71** field goals, **39** non-scores);
- 64.6** The average number of plays (plays, kicks, returns) per fumble in the MacIntyre Era at Colorado (**105** fumbles, **6,784** touches);
- 250th** The UCLA game was the 250th CU game assistant coach Darian Hagan was associated with (player/staff member/assistant coach);
- 266** The number of trips into the red zone by CU under **Mike MacIntyre** (**223** scores, or **83.8** percent: **155** touchdowns, **68** field goals);

**CAREER GAMES PLAYED/STARTED CHART**

Listed below are the career games played/started for the players on the 2019 Colorado Buffaloes. The players on the opening camp roster collectively had played in 753 games, but with just 179 starts (the fewest by a returning team since info started being tracked in 1984. The list through Sept. 14 (includes the '16 Alamo Bowl):

| Player     | G  | GS | Player        | G  | GS | Player      | G  | GS | Player       | G  | GS | Player             | G           | GS         |
|------------|----|----|---------------|----|----|-------------|----|----|--------------|----|----|--------------------|-------------|------------|
| ABRAMS     | 13 | 11 | FILLIP        | 9  | 2  | LEWIS       | 13 | 0  | POPLAWSKI    | 9  | 0  | STANLEY            | 6           | 4          |
| ALLEN      | 3  | 0  | FONTENOT      | 15 | 3  | LUCKETT     | 0  | 0  | PRICE, D.    | 33 | —  | STEFANOU           | 22          | —          |
| APPLETON   | 1  | 0  | FRANCIS       | 2  | 0  | LYNCH       | 0  | 0  | PRICE, E.    | 2  | —  | STENSTROM          | 0           | 0          |
| ARIAS      | 15 | 0  | GOLDIN        | 9  | 0  | LYNOTT, Jr. | 39 | 36 | PURSELL      | 15 | 15 | STILLWELL          | 0           | 0          |
| BACA       | 1  | 0  | GROTH         | 0  | 0  | LYTLE, C.   | 6  | 0  | RAKESTRAW    | 27 | 2  | TAYLOR             | 15          | 12         |
| BALE       | 41 | 0  | GUSTAV        | 1  | 0  | LYTLE, T.   | 5  | 0  | RAY          | 3  | 0  | TCHANGAM           | 12          | 2          |
| BEDELL     | 0  | 0  | HAM           | 0  | 0  | MADDOX      | 15 | 3  | ROBINSON     | 2  | 0  | THOMAS             | 0           | 0          |
| BELL       | 6  | 0  | HAMBRIGHT     | 3  | 3  | MAGRI       | 14 | 0  | RODDICK      | 3  | 0  | TOWNSEND           | 0           | 0          |
| BISHARAT   | 39 | 0  | HARRIS        | 3  | 1  | MANGHAM     | 3  | 0  | RODMAN       | 3  | 0  | TRUJILLO           | 0           | 0          |
| BLACKMON   | 10 | 5  | HUDSON        | 8  | 0  | MILLER      | 9  | 3  | RUSSELL      | 15 | 6  | UDOFFIA            | 20          | 11         |
| BROUSSARD  | 0  | 0  | HUFFMAN-DIXON | 0  | 0  | MONTEZ      | 38 | 30 | RYAN         | 0  | 0  | VAN DIEST          | 9           | 3          |
| BROWN      | 15 | 6  | JACKSON       | 8  | 0  | MONTGOMERY  | 1  | 0  | SAMI         | 3  | 3  | VAUGHN             | 26          | 0          |
| BRUMBAUGH  | 3  | 0  | JOHNSON, A.   | 0  | 0  | MURRAY      | 0  | 0  | SANDERS      | 5  | 0  | WATERS             | 0           | 0          |
| CALLIER    | 15 | 2  | JOHNSON, D.   | 0  | 0  | NEWMAN      | 8  | 0  | SAUVAO       | 0  | 0  | WELLS              | 13          | 7          |
| CATE       | 0  | 0  | JOHNSON, M.   | 15 | 15 | NIXON       | 26 | 11 | SCHMANSKI    | 0  | 0  | WILEY              | 0           | 0          |
| CHIAVERINI | 5  | 0  | JONES, A.     | 20 | 0  | NOYER       | 12 | 0  | SENN         | 0  | 0  | WILLIAMS           | 3           | 0          |
| CICCARONE  | 0  | 0  | JONES, D.     | 9  | 0  | OATS        | 0  | 0  | SHENAULT, L. | 24 | 11 | <b>2019 TOTALS</b> | <b>921</b>  | <b>245</b> |
| COOPER     | 25 | 0  | JORDAN        | 3  | 0  | ONU         | 3  | 3  | SHENAULT, V. | 0  | 0  | <b>2018 FINAL</b>  | <b>1534</b> | <b>457</b> |
| DAVIS      | 3  | 0  | JYNES         | 1  | 0  | PAIGE       | 2  | 0  | SHERMAN      | 15 | 12 |                    |             |            |
| DEITCHMAN  | 0  | 0  | KINNEY        | 46 | —  | PELL        | 0  | 0  | SHUTACK      | 3  | 0  |                    |             |            |
| DOSS       | 0  | 0  | KUTSCH        | 15 | 3  | PERRY, M.   | 0  | 0  | SIMON        | 0  | 0  |                    |             |            |
| DUBAR      | 0  | 0  | LANDMAN       | 26 | 15 | PERRY, Q.   | 0  | 0  | SMITH, A.    | 0  | 0  |                    |             |            |
| FALO       | 34 | 1  | LANG          | 14 | 4  | POHAHAU     | 0  | 0  | SMITH, D.    | 3  | 0  |                    |             |            |

**Returning Highs & Lows:**

**MOST GAMES:** 1,080 (2005), 1,072 (2016), 1,053 (2006), 1,027 (2017), 924 (2001). **MOST STARTS:** 412 (2016), 327 (2015), 326 (2001), 314 (2014), 313 (2010).

**FEWEST GAMES:** 674 (2012), 694 (2000), 752 (2019), 761 (2004), 790 (1999). **FEWEST STARTS:** 179 (2019), 182 (2004), 193 (2018), 220 (1995), 223 (2000, 2012).

**LAST TRUE FRESHMEN TO START:** DE Israel Antwine, OT Frank Fillip, WR Dimitri Stanley (2018), TB Patrick Carr, CB Nick Fisher, CB Isaiah Oliver, ILB Grant Watanabe (2015); WR Shay Fields, WR Donavan Lee, DE Christian Shaver, S Evan White (2014); TB Michael Adkins II, CB Chidobe Awuzie, DE Jimmie Gilbert, ILB Addison Gillam, QB Sefo Liufau, S Tedric Thompson, CB John Walker (2012).

**LAST TRUE FRESHMEN TO START AT QUARTERBACK:** Sefo Liufau (2013), Tyler Hansen (2008), Craig Ochs (2000), Koy Detmer (1992). **IN A SEASON OPENER:** Has not occurred.

**LAST TRUE FRESHMEN TO START AT RUNNING BACK:** TB Patrick Carr (2015), Michael Adkins II (2013), Donta Abron, Christian Powell (2012); Darrell Scott (2008),

Rodney Stewart (2008), Brian Lockridge (2007), Brian Calhoun (2002), Marcus Houston (2000). **IN A SEASON OPENER:** Kent Kahl (1991).

**LAST REDSHIRT FRESHMEN TO START:** NT Jalen Sami, WR Dimitri Stanley (2019), DE Terrance Lang, CB Chris Miller, OG Jake Moretti, C Colby Pursell, TE Brady Russell, OT William Sherman, OLB Carson Wells (2018); CB Trey Udoffia (2017); OT Aaron Haigler, OG Tim Lynott, QB Steven Montez (2016).

**LAST PLAYERS TO START FOR THE FIRST TIME AS A SENIOR:** OLB Nu'umotu Falu, OT Arlington Hambright, TE Jalen Harris, S Mikial Onu, OLB Alex Tchangam (2019); TB Kyle Evans, TB Travon McMillian, S Kyle Trego (2018); OLB David Goldberg, WR Logan Gray, FB Evan Harrington, DT Conrad Obi, DE Tony Poremba, OG Sione Tau (2011).

**LAST PLAYERS TO START WHILE A WALK-ON:** FS Ryan Moeller (2014); FB Jordan Murphy (2013); WR Dusty Ebner, C Keenan Stevens (2009), WR Steve Melton (2008); ILB Jake Duren, SS D.J. Dykes (2007).

**STARTING STREAKS**

Through three games in 2019, QB Steven Montez has made the most consecutive starts with 27; he is followed by DE Mustafa Johnson (15), ILB Nate Landman (15), OL Colby Pursell (15) and OT Will Sherman (12).

**10 HAVE MADE FIRST CAREER STARTS IN 2019**

In the 2019 season opener against Colorado State in Denver, eight Buffaloes made their first career starts: OLB Nu'umotu Falu, TB Alex Fontenot, OT Arlington Hambright, OG Kary Kutsch, S Aaron Maddox, S Mikial Onu, DT Jalen Sami and ILB Jonathan Van Diest. Against Nebraska, OLB Alex Tchangam made his first career start, and TE Jalen Harris did the same against Air Force.

**Historically:** Only 13 true freshmen have started from scrimmage for CU in a season opener: TB Billy Waddy, 1973 (at Louisiana State); CB Victor Scott and OLB Scott Hardison, 1980 (at UCLA); HB Eric Bieniemy, 1987 (vs. Oregon); OG Clint Moore, 1991 (vs. Wyoming); ILB Jordon Dizon, 2004 (vs. Colorado State); CB Greg Henderson, 2011 (vs. Hawai'i); CB Kenneth Crawley and WR Gerald Thomas, 2012 (vs. Colorado State); ILB Addison Gillam, 2013 (vs. Colorado State); WR Shay Fields and DE Christian Shaver, 2014 (vs. Colorado State); and DE Israel Antwine, 2018 (vs. Colorado State); add a 14th for the first play of the game/season on special teams (kickoff coverage team): PK Kevin Eberhart (2003, kicked off vs. CSU in Denver).

**ANNUAL FIRST-TIME STARTERS:** 1984 (29), 1985 (9), 1986 (15), 1987 (14), 1988 (16), 1989 (7), 1990 (16), 1991 (23), 1992 (15), 1993 (7), 1994 (6), 1995 (11), 1996 (8), 1997 (14), 1998 (27), 1999 (14), 2000 (16), 2001 (12), 2002 (16), 2003 (20), 2004 (12), 2005 (11), 2006 (24), 2007 (18), 2008 (15), 2009 (18), 2010 (21), 2011 (21), 2012 (21), 2013 (12), 2014 (14), 2015 (23); 2016 (5); 2017 (11); 2018 (24); 2019 (10).

**19 PLAYERS HAVE SEEN FIRST CU ACTION IN 2019**

A total of 19 players have seen their first action in a CU uniform this season (17 did so against Colorado State in the opener, considerably down from the record 34 a year ago). Here is the breakdown by class of those players (\*—mainly special teams duty):

**TRUE FRESHMEN (6):** TB \*Joe Davis, OLB \*Joshua Gustav, DT Janaz Jordan, TB Jaren Mangham, OL Kanan Ray, DT Na'im Rodman, DT Austin Williams. **REDSHIRT FROSH (6):** WR Clayton Baca, C Joshua Jynes, LB Ray Robinson, OL Casey Roddick, DT Jalen Sami, TB Deion Smith. **SOPHOMORES (1):** CB Curtis Appleton. **JUNIORS (2):** ILB Jash Allen, OLB Jamar Montgomery. **GRADUATE TRANSFERS (3):** OT Arlington Hambright, TE Jalen Harris, S Mikial Onu.

Recent counts: 45 (2018), 25 (2017), 23 (2016), 35 (2015), 26 (2014), 18 (2013), 26 (2012), 33 (2011), 26 (2010), 22 (2009), 30 (2008), 28 (2007).





## 2019 PARTICIPATION CHART

The participation chart for the 2019 Colorado Buffaloes; KEY: **S**—started; **✓**—played; **DNP**—dressed, but did not play; **INJ**—injured/illness; **SSP**—suspended; (—) —denotes did not dress; **●** —saw first action as a Buffalo in 2019:

| Player        | CSU        | NU         | AFA        | ASU | UA | UOWSU | SC Ucla | STAN | UW | UU |
|---------------|------------|------------|------------|-----|----|-------|---------|------|----|----|
| ABRAMS        | <b>S</b>   | <b>S</b>   | <b>S</b>   |     |    |       |         |      |    |    |
| ● ALLEN       | ✓          | ✓          | ✓          |     |    |       |         |      |    |    |
| ● APPLETON    | DNP        | DNP        | ✓          |     |    |       |         |      |    |    |
| ARIAS         | ✓          | ✓          | ✓          |     |    |       |         |      |    |    |
| ● BACA        | ✓          | DNP        | —          |     |    |       |         |      |    |    |
| BALE          | ✓          | ✓          | ✓          |     |    |       |         |      |    |    |
| BEDELL        | DNP        | DNP        | DNP        |     |    |       |         |      |    |    |
| BELL          | ✓          | ✓          | ✓          |     |    |       |         |      |    |    |
| BISHARAT      | ✓          | ✓          | ✓          |     |    |       |         |      |    |    |
| BLACKMON      | <b>S</b>   | <b>S</b>   | <b>INJ</b> |     |    |       |         |      |    |    |
| BROWN         | ✓          | ✓          | ✓          |     |    |       |         |      |    |    |
| ● BRUMBAUGH   | ✓          | ✓          | ✓          |     |    |       |         |      |    |    |
| CALLIER       | DNP        | —          | —          |     |    |       |         |      |    |    |
| CATE          | <b>INJ</b> | <b>INJ</b> | <b>INJ</b> |     |    |       |         |      |    |    |
| CHIAVERINI    | ✓          | ✓          | ✓          |     |    |       |         |      |    |    |
| CICCARONE     | DNP        | —          | —          |     |    |       |         |      |    |    |
| COOPER        | <b>INJ</b> | <b>INJ</b> | <b>INJ</b> |     |    |       |         |      |    |    |
| ● DAVIS       | ✓          | ✓          | ✓          |     |    |       |         |      |    |    |
| DEITCHMAN     | DNP        | —          | —          |     |    |       |         |      |    |    |
| DOSS          | DNP        | DNP        | DNP        |     |    |       |         |      |    |    |
| DUBAR         | DNP        | —          | —          |     |    |       |         |      |    |    |
| FALO          | <b>S</b>   | ✓          | ✓          |     |    |       |         |      |    |    |
| FILLIP        | ✓          | DNP        | DNP        |     |    |       |         |      |    |    |
| FONTENOT      | <b>S</b>   | <b>S</b>   | <b>S</b>   |     |    |       |         |      |    |    |
| FRANCIS       | DNP        | —          | —          |     |    |       |         |      |    |    |
| GOLDIN        | DNP        | DNP        | DNP        |     |    |       |         |      |    |    |
| GROTH         | DNP        | —          | —          |     |    |       |         |      |    |    |
| ● GUSTAV      | DNP        | ✓          | DNP        |     |    |       |         |      |    |    |
| HAM           | DNP        | DNP        | DNP        |     |    |       |         |      |    |    |
| ● HAMBRIGHT   | <b>S</b>   | <b>S</b>   | <b>S</b>   |     |    |       |         |      |    |    |
| ● HARRIS      | ✓          | ✓          | <b>S</b>   |     |    |       |         |      |    |    |
| HUDSON        | —          | —          | —          |     |    |       |         |      |    |    |
| HUFFMAN-DIXON | DNP        | DNP        | —          |     |    |       |         |      |    |    |
| JACKSON       | ✓          | ✓          | ✓          |     |    |       |         |      |    |    |
| JOHNSON, A.   | DNP        | DNP        | DNP        |     |    |       |         |      |    |    |
| JOHNSON, D.   | <b>INJ</b> | <b>INJ</b> | <b>INJ</b> |     |    |       |         |      |    |    |
| JOHNSON, M.   | <b>S</b>   | <b>S</b>   | <b>S</b>   |     |    |       |         |      |    |    |
| JONES, A.     | ✓          | ✓          | ✓          |     |    |       |         |      |    |    |
| JONES, D.     | ✓          | ✓          | <b>INJ</b> |     |    |       |         |      |    |    |
| ● JORDAN      | ✓          | ✓          | ✓          |     |    |       |         |      |    |    |
| ● JYNES       | ✓          | DNP        | DNP        |     |    |       |         |      |    |    |
| KINNEY        | ✓          | ✓          | ✓          |     |    |       |         |      |    |    |
| KUTSCH        | <b>S</b>   | <b>S</b>   | <b>S</b>   |     |    |       |         |      |    |    |
| LANDMAN       | <b>S</b>   | <b>S</b>   | <b>S</b>   |     |    |       |         |      |    |    |
| LANG          | <b>S</b>   | <b>S</b>   | <b>S</b>   |     |    |       |         |      |    |    |
| LEWIS         | ✓          | ✓          | ✓          |     |    |       |         |      |    |    |
| LUCKETT       | DNP        | DNP        | DNP        |     |    |       |         |      |    |    |
| LYNCH         | DNP        | —          | —          |     |    |       |         |      |    |    |
| LYNOTT, Jr.   | <b>S</b>   | <b>S</b>   | <b>S</b>   |     |    |       |         |      |    |    |
| LYTLE, C.     | ✓          | ✓          | ✓          |     |    |       |         |      |    |    |
| LYTLE, T.     | ✓          | DNP        | DNP        |     |    |       |         |      |    |    |
| MADDOX        | <b>S</b>   | <b>S</b>   | <b>S</b>   |     |    |       |         |      |    |    |
| MAGRI         | ✓          | ✓          | ✓          |     |    |       |         |      |    |    |
| ● MANGHAM     | ✓          | ✓          | ✓          |     |    |       |         |      |    |    |
| MILLER        | ✓          | ✓          | <b>S</b>   |     |    |       |         |      |    |    |

| Player       | CSU        | NU         | AFA        | ASU | UA | UOWSU | SC Ucla | STAN | UW | UU |
|--------------|------------|------------|------------|-----|----|-------|---------|------|----|----|
| MONTEZ       | <b>S</b>   | <b>S</b>   | <b>S</b>   |     |    |       |         |      |    |    |
| ● MONTGOMERY | ✓          | DNP        | DNP        |     |    |       |         |      |    |    |
| MURRAY       | DNP        | DNP        | DNP        |     |    |       |         |      |    |    |
| NEWMAN       | <b>INJ</b> | <b>INJ</b> | <b>INJ</b> |     |    |       |         |      |    |    |
| NIXON        | <b>S</b>   | <b>S</b>   | <b>S</b>   |     |    |       |         |      |    |    |
| NOYER        | ✓          | ✓          | ✓          |     |    |       |         |      |    |    |
| OATS         | DNP        | —          | —          |     |    |       |         |      |    |    |
| ● ONU        | <b>S</b>   | <b>S</b>   | <b>S</b>   |     |    |       |         |      |    |    |
| PAIGE        | DNP        | —          | —          |     |    |       |         |      |    |    |
| PELL         | DNP        | DNP        | DNP        |     |    |       |         |      |    |    |
| PERRY, M.    | DNP        | DNP        | DNP        |     |    |       |         |      |    |    |
| PERRY, Q.    | DNP        | DNP        | DNP        |     |    |       |         |      |    |    |
| POHAHAU      | DNP        | —          | —          |     |    |       |         |      |    |    |
| POPLAWSKI    | DNP        | —          | DNP        |     |    |       |         |      |    |    |
| PRICE, D.    | ✓          | DNP        | DNP        |     |    |       |         |      |    |    |
| PRICE, E.    | DNP        | DNP        | DNP        |     |    |       |         |      |    |    |
| PURSELL      | <b>S</b>   | <b>S</b>   | <b>S</b>   |     |    |       |         |      |    |    |
| RAKESTRAW    | ✓          | ✓          | ✓          |     |    |       |         |      |    |    |
| ● RAY        | ✓          | ✓          | ✓          |     |    |       |         |      |    |    |
| ● ROBINSON   | ✓          | <b>INJ</b> | ✓          |     |    |       |         |      |    |    |
| ● RODDICK    | ✓          | ✓          | ✓          |     |    |       |         |      |    |    |
| ● RODMAN     | ✓          | ✓          | ✓          |     |    |       |         |      |    |    |
| RYAN         | —          | —          | —          |     |    |       |         |      |    |    |
| RUSSELL      | <b>S</b>   | <b>S</b>   | <b>S</b>   |     |    |       |         |      |    |    |
| ● SAMI       | <b>S</b>   | <b>S</b>   | <b>S</b>   |     |    |       |         |      |    |    |
| SANDERS      | ✓          | ✓          | ✓          |     |    |       |         |      |    |    |
| SAUVAO       | DNP        | —          | —          |     |    |       |         |      |    |    |
| SCHMANSKI    | DNP        | —          | —          |     |    |       |         |      |    |    |
| SENN         | DNP        | —          | —          |     |    |       |         |      |    |    |
| SHENAULT, L. | <b>S</b>   | <b>S</b>   | <b>S</b>   |     |    |       |         |      |    |    |
| SHENAULT, V. | DNP        | —          | —          |     |    |       |         |      |    |    |
| SHERMAN      | <b>S</b>   | <b>S</b>   | <b>S</b>   |     |    |       |         |      |    |    |
| SHUTACK      | ✓          | DNP        | DNP        |     |    |       |         |      |    |    |
| SIMON        | DNP        | DNP        | DNP        |     |    |       |         |      |    |    |
| SMITH, A.    | DNP        | —          | DNP        |     |    |       |         |      |    |    |
| ● SMITH, D.  | ✓          | ✓          | ✓          |     |    |       |         |      |    |    |
| STANLEY      | <b>S</b>   | <b>S</b>   | <b>S</b>   |     |    |       |         |      |    |    |
| STEFANOU     | ✓          | ✓          | ✓          |     |    |       |         |      |    |    |
| STENSTROM    | DNP        | DNP        | DNP        |     |    |       |         |      |    |    |
| STILLWELL    | DNP        | —          | —          |     |    |       |         |      |    |    |
| TAYLOR       | ✓          | <b>S</b>   | <b>S</b>   |     |    |       |         |      |    |    |
| TCHANGAM     | ✓          | <b>S</b>   | <b>S</b>   |     |    |       |         |      |    |    |
| THOMAS       | DNP        | DNP        | DNP        |     |    |       |         |      |    |    |
| TOWNSEND     | DNP        | <b>INJ</b> | <b>INJ</b> |     |    |       |         |      |    |    |
| TRUJILLO     | DNP        | DNP        | DNP        |     |    |       |         |      |    |    |
| UDOFFIA      | <b>INJ</b> | —          | —          |     |    |       |         |      |    |    |
| VAN DIEST    | <b>S</b>   | <b>S</b>   | <b>S</b>   |     |    |       |         |      |    |    |
| VAUGHN       | ✓          | ✓          | ✓          |     |    |       |         |      |    |    |
| WATERS       | DNP        | —          | —          |     |    |       |         |      |    |    |
| WELLS        | <b>S</b>   | <b>INJ</b> | <b>INJ</b> |     |    |       |         |      |    |    |
| WILEY        | DNP        | —          | —          |     |    |       |         |      |    |    |
| ● WILLIAMS   | ✓          | ✓          | ✓          |     |    |       |         |      |    |    |
| DRESSED      | 104        | 78         | 79         |     |    |       |         |      |    |    |
| PLAYED       | 62         | 54         | 53         |     |    |       |         |      |    |    |

Inactive (2019): Bethel, Moretti, Nazarian, Sparaco, Travis. Injured/Season: Broussard.

## EXPERIENCE ANALYSIS

A look at annual fluctuations in the percentage of upperclassmen starting games over the last decade or so at Colorado; in 2012, the Buffaloes started its fewest seniors believed ever (17.8%) and a record number of freshmen (28.0%; 21.6% true frosh). A year-by-year glance at starts by class since 1999:

| Season | G  | SR  | JR  | SO  | FR | (RS-True) | UpperCl% | Fr-Pct. |
|--------|----|-----|-----|-----|----|-----------|----------|---------|
| 1999   | 12 | 115 | 42  | 86  | 21 | (20- 1)   | 59.5     | 8.0     |
| 2000   | 11 | 55  | 116 | 38  | 33 | (15-18)   | 70.7     | 13.6    |
| 2001   | 13 | 102 | 95  | 83  | 7  | (0- 7)    | 68.9     | 2.4     |
| 2002   | 14 | 155 | 130 | 14  | 9  | (0- 9)    | 92.5     | 2.9     |
| 2003   | 12 | 105 | 49  | 78  | 32 | (14-18)   | 58.3     | 12.1    |
| 2004   | 13 | 72  | 103 | 100 | 11 | (0-11)    | 61.2     | 3.8     |
| 2005   | 13 | 116 | 112 | 48  | 10 | (4- 6)    | 79.7     | 3.5     |
| 2006   | 12 | 92  | 84  | 73  | 15 | (11- 4)   | 66.7     | 5.7     |
| 2007   | 13 | 89  | 106 | 42  | 49 | (29-20)   | 68.2     | 17.0    |
| 2008   | 12 | 106 | 54  | 63  | 41 | (24-17)   | 60.6     | 15.5    |
| 2009   | 12 | 57  | 90  | 89  | 28 | (24- 4)   | 55.7     | 10.6    |

| Season | G  | SR  | JR  | SO | FR | (RS-True) | UpperCl% | Fr-Pct. |
|--------|----|-----|-----|----|----|-----------|----------|---------|
| 2010   | 12 | 82  | 111 | 37 | 34 | (22-12)   | 73.1     | 12.9    |
| 2011   | 13 | 141 | 55  | 57 | 33 | (10-23)   | 68.5     | 11.5    |
| 2012   | 12 | 47  | 84  | 59 | 74 | (17-57)   | 49.6     | 28.0    |
| 2013   | 12 | 70  | 92  | 69 | 33 | (2-31)    | 61.4     | 12.5    |
| 2014   | 12 | 83  | 50  | 96 | 35 | (18-17)   | 50.4     | 13.3    |
| 2015   | 13 | 59  | 110 | 86 | 31 | (25- 6)   | 59.1     | 11.7    |
| 2016   | 14 | 141 | 116 | 27 | 24 | (24- 0)   | 83.4     | 7.8     |
| 2017   | 12 | 127 | 85  | 44 | 8  | (8- 0)    | 80.3     | 3.1     |
| 2018   | 12 | 91  | 66  | 57 | 50 | (35-15)   | 59.5     | 18.9    |
| 2019   | 3  | 19  | 22  | 20 | 5  | (5-0)     | 62.1     | 7.6     |



## HEAD COACH MEL TUCKER

**Mel Tucker** is in his first season as a collegiate head coach, as he was named as Colorado's 26th full-time head coach on December 5, 2018. He thus owns a CU and career record of **2-1** as a head coach in NCAA Division I (FBS). A veteran of 22 seasons as coach (all on the defensive side of the ball), that run includes 10 years on three staffs in the National Football League from 2005-14 before he returned to the college ranks. He thus brings an impressive pedigree with him to Boulder, most recently as the defensive coordinator for the Georgia Bulldogs, who compiled a 32-9 record in his three years at the school, knocking heads with perennial power Alabama, where he was the assistant head coach to **Nick Saban** and the defensive backs coach for the Crimson Tide's 2015 national championship team. That was Tucker's second national championship team that he was a part of, as he was the defensive backs coach under **Jim Tressel** for Ohio State's 2002 BCS title team. He has been a member of three Saban staffs, as he began his coaching career in 1997 as a graduate assistant under him at Michigan State, and was with him for the 2000 season at Louisiana State (2000). In the NFL, he spent four seasons on both the Cleveland Brown and Jacksonville Jaguar staffs and two years with the Chicago Bears, with seven of those years as a defensive coordinator. At the tail end of the 2011 season, he served as interim head for the Jaguars after **Jack Del Rio** was relieved of his duties, guiding the team to a 2-3 record to finish the year. Prior to CU, the teams he was a part of posted a 173-141 won-lost record, but that included a 114-40 mark in the college ranks.



|  | Overall     | Home        | Road        | Neutral     | 2nd Half    | Ranked      | Unranked    | Non-league  | League      | Bowls       |
|--|-------------|-------------|-------------|-------------|-------------|-------------|-------------|-------------|-------------|-------------|
| <b>Tucker at Colorado / Career .....</b> | <b>2- 1</b> | <b>1- 1</b> | <b>0- 0</b> | <b>1- 0</b> | <b>0- 0</b> | <b>1- 0</b> | <b>1- 1</b> | <b>2- 1</b> | <b>0- 0</b> | <b>0- 0</b> |

**COLORADO STREAKS:** 2-game plus wins, 2-game plus losses: **1, 0**. 3-game plus wins, 3-game plus losses: **0, 0**. 4-game plus wins, 4-game plus losses: **0, 0**. 5-game plus wins, 5-game plus losses: **0, 0**. 6-game plus wins, 6-game plus losses: **0, 0**. Longest winning streak: **0**. Longest losing streak: **0**.

## TUCKER / PREVIOUS COACHING EXPERIENCE

|                |                 |   |                |                    |  |
|----------------|-----------------|---|----------------|--------------------|--|
| <b>1997-98</b> | Michigan State  | Graduate Assistant (defense)              | <b>2009</b>    | Jacksonville (NFL) | Defensive Coordinator/Secondary            |
| <b>1999</b>    | Miami, Ohio     | Defensive Backs                           | <b>2010-11</b> | Jacksonville (NFL) | Defensive Coordinator                      |
| <b>2000</b>    | Louisiana State | Defensive Backs                           | <b>2011</b>    | Jacksonville (NFL) | Interim Head Coach                         |
| <b>2001-03</b> | Ohio State      | Defensive Backs                           | <b>2012</b>    | Jacksonville (NFL) | Assistant Head Coach/Defensive Coordinator |
| <b>2004</b>    | Ohio State      | Co-Defensive Coordinator/ Defensive Backs | <b>2013-14</b> | Chicago (NFL)      | Defensive Coordinator                      |
| <b>2005-07</b> | Cleveland (NFL) | Defensive Backs                           | <b>2015</b>    | Alabama            | Assistant Head Coach/Defensive Backs       |
| <b>2008</b>    | Cleveland (NFL) | Defensive Coordinator                     | <b>2016-18</b> | Georgia            | Defensive Coordinator/Secondary            |

- ◆ Tucker, 47, has coached in a total of **317** football games in his career (**3** as a collegiate head coach; **5** as an interim NFL head coach): **157** in NCAA Division I/FBS (130 as a full-time assistant and another **24** as a grad assistant at Michigan State); plus **160** in the National Football League (155 as an assistant coach).
- ◆ He has coached in 11 bowl games/postseason championships: 1997 Aloha, 2000 Peach, 2002 Outback, 2003 Fiesta/BCS National Championship, 2004 Fiesta, 2004 Alamo, 2015 Cotton/CFP Semifinal, 2016 CFP title game, 2016 Liberty, 2018 Rose/CFP Semifinal, 2018 CFP/National Championship.
- ◆ Coming to CU from Georgia, he didn't change fight songs: both schools incorporate the *Battle Hymn of the Republic* into their tunes.
- ◆ He is the second African-American head football coach at Colorado, as **Jon Embree** headed the program in 2011-12. He joins **David Shaw** (ninth year at Stanford), **Herm Edwards** (second season at Arizona State) and **Kevin Sumlin** (second season at Arizona) as black head coaches in the Pac-12 Conference. There are 13 in Division I/FBS, with the Big Ten having three (Illinois, Maryland, Penn State). Thus, the conferences tied into the Rose Bowl have seven African-Americans coaching their affiliate schools.
- ◆ Tucker has coached five NFL first round draft picks along with recruiting four others: *Coached:* **CB Chris Gamble** (Ohio State; No. 28 overall pick by Carolina, 2004 Draft); **CB Donte Whitner** (Ohio State; No. 6, Buffalo, 2006); **CB Marlon Humphrey** (Alabama; No. 16, Baltimore, 2017); **S Minkah Fitzpatrick** (Alabama; No. 11, Miami, 2018); **LB Roquan Smith** (Georgia; No. 8, Chicago, 2018).  
*Recruited:* **WR Ted Ginn, Jr.** (Ohio State; No. 9, Miami, 2007); **WR Anthony Gonzalez** (Ohio State; No. 32, Indianapolis, 2007); **CB Vernon Gholston** (Ohio State; No. 6, N.Y. Jets, 2008); **CB/S Malcolm Jenkins** (Ohio State; No. 14, New Orleans, 2009).
- ◆ His father, **Mel Tucker Sr.**, is a longtime close friend of **John Wooten**, CU's All-American guard in the mid-1950s who went on to play nine seasons with the Cleveland Browns and one with the Washington Redskins before starting a long and illustrious career in NFL administration. The families grew close from their time in Cleveland; Wooten was inducted into the College Football Hall of Fame in 2012.
- ◆ Tucker is not the first to be hired at Colorado with no previous collegiate head coaching experience, though he does have five games in the National Football League as an interim head coach. In the modern era (post-World War II), he joins an impressive list in **Dal Ward** (1948), **Sonny Grandelius** (1959), **Eddie Crowder** (1963), **Bill McCartney** (1982), **Rick Neuheisel** (1995) and **Jon Embree** (2011) as full-time coaches who were previously assistants. McCartney, of course, went on to become CU's all-time winningest coach with a 93-55-5 record over 13 seasons, and all but Embree had winning records.
- ◆ **Mel Tucker** became the sixth Colorado head coach to have their debut at the reins of the program televised nationally, as he joined **Chuck Fairbanks** (ESPN; 1979 vs. Oregon), Neuheisel (ABC; 1995 at Wisconsin), **Gary Barnett** (FOX; 1999, Colorado State in Denver), Embree (ESPN2; 2011 at Hawai'i) and **Mike MacIntyre** (CBS-SN; 2013, Colorado State in Denver)..
- ◆ A 1995 graduate of the University of Wisconsin, earning his bachelor's degree in Agricultural Business Management. A member of the first recruiting class on Wisconsin head coach **Barry Alvarez**, he lettered at defensive back for the Badgers (and actually played a game against CU in Boulder in 1994).
- ◆ **CONTRACT.** Tucker was officially named CU's 26th full-time head coach on Dec. 5, 2018, and signed a 5-year contract worth just over \$14.75 million overall (\$500,000 base; \$950,000 radio/TV income & public appearances; \$950,000 assisting with promotions and fundraising income), plus various incentives that add to over \$1 million. The base salary will increase by \$75,000 and the other two major components by \$100,000 annually.
- ◆ **Tucker** is NOT a voter in the *USA Today*/ESPN Coaches poll; coaches are selected by a random draw. CU's head coach voted every season from 1987-2009, and the Buffalo coach has now had a vote for the 29 of the last 33 seasons.

**HEAD COACH MEL TUCKER** continued**Mel Tucker Year-By-Year Coaching Record**

| Season   | School        | Overall  |          |             |            |           | Pac-12 Conference |          |             |          |          | Finish/Conf. |
|--|---------------|----------|----------|-------------|------------|-----------|-------------------|----------|-------------|----------|----------|--------------|
|  |               | W        | L        | Pct.        | Pts        | Opp       | W                 | L        | Pct.        | Pts      | Opp      |              |
| 2019   | Colorado..... | 2        | 1        | .667        | 109        | 92        | 0                 | 0        | .000        | 0        | 0        | .....        |
| <b>Colorado &amp; Career Totals.....</b>   |               | <b>2</b> | <b>1</b> | <b>.667</b> | <b>109</b> | <b>92</b> | <b>0</b>          | <b>0</b> | <b>.000</b> | <b>0</b> | <b>0</b> |              |
| As a GA at Michigan State (Big Ten; 2 seasons, 1997-98) ..... 13-11 1 bowl (0-1)   |               |          |          |             |            |           |                   |          |             |          |          |              |
| As an assistant at Miami-Ohio (MAC; 1 season, 1999) ..... 7- 4                     |               |          |          |             |            |           |                   |          |             |          |          |              |
| As an assistant at Louisiana State (SEC; 1 season, 2000) ..... 8- 4 1 bowl (1-0)   |               |          |          |             |            |           |                   |          |             |          |          |              |
| As an assistant at Ohio State (Big Ten; 4 seasons, 2001-04).... 40-11 4 bowl (3-1) |               |          |          |             |            |           |                   |          |             |          |          |              |
| As an assistant with Cleveland (NFL; 4 seasons, 2005-08) ..... 24-40               |               |          |          |             |            |           |                   |          |             |          |          |              |
| As an assistant with Jacksonville (NFL, 4 seasons, 2009-11)..... 20-39             |               |          |          |             |            |           |                   |          |             |          |          |              |
| As interim head coach with Jacksonville (NFL, 1 season, 2011).... 2- 3             |               |          |          |             |            |           |                   |          |             |          |          |              |
| As an assistant with Chicago (NFL, 2 seasons, 2013-14)..... 13-19                  |               |          |          |             |            |           |                   |          |             |          |          |              |
| As an assistant at Alabama (SEC, 1 season, 2015)..... 14- 1 2 bowl (2-0)           |               |          |          |             |            |           |                   |          |             |          |          |              |
| As an assistant at Georgia (SEC, 3 seasons, 2016-18)..... 32- 9 3 bowl (2-1)       |               |          |          |             |            |           |                   |          |             |          |          |              |

**COLORADO SUPERLATIVES UNDER MEL TUCKER**

The home (listed first) and road/neutral bests in the Mel Tucker Era at Colorado (2019-present; \*—denotes school record):

| MOST FIRST DOWNS     |                |                | MOST TOTAL OFFENSE                |                |               | FEWEST FIRST DOWNS ALLOWED     |                |                | LEAST TOTAL OFFENSE ALLOWED |                  |                |
|----------------------|----------------|----------------|-----------------------------------|----------------|---------------|--------------------------------|----------------|----------------|-----------------------------|------------------|----------------|
| 22                   | Nebraska       | Sept. 7, 2019  | 464                               | Nebraska       | Sept. 7, 2019 | 19                             | Nebraska       | Sept. 7, 2019  | 439                         | Air Force        | Sept. 14, 2019 |
| 23                   | Colorado State | Aug. 30, 2019  | 475                               | Colorado State | Aug. 30, 2019 | 27                             | Colorado State | Aug. 30, 2019  | 505                         | Colorado State   | Aug. 30, 2019  |
| MOST RUSHING YARDS   |                |                | MOST POINTS                       |                |               | FEWEST RUSHING YARDS ALLOWED   |                |                | FEWEST POINTS ALLOWED       |                  |                |
| 105                  | Air Force      | Sept. 14, 2019 | 34                                | Nebraska       | Sept. 7, 2019 | 179                            | Nebraska       | Sept. 7, 2019  | 30                          | Air Force        | Sept. 14, 2019 |
| 243                  | Colorado State | Aug. 30, 2019  | 52                                | Colorado State | Aug. 30, 2019 | 131                            | Colorado State | Aug. 30, 2019  | 31                          | Colorado State   | Aug. 30, 2019  |
| MOST PASSING YARDS   |                |                | MOST TIME OF POSSESSION           |                |               | FEWEST PASSING YARDS ALLOWED   |                |                | MOST TURNOVERS FORCED       |                  |                |
| 375                  | Nebraska       | Sept. 7, 2019  | 30:28                             | Nebraska       | Sept. 7, 2019 | 155                            | Air Force      | Sept. 14, 2019 | 3                           | on two occasions |                |
| 232                  | Colorado State | Aug. 30, 2019  | 27:55                             | Colorado State | Aug. 30, 2019 | 374                            | Colorado State | Aug. 30, 2019  | 4                           | Colorado State   | Aug. 30, 2019  |
| MOST OFFENSIVE PLAYS |                |                | LONGEST SCORING DRIVE (TD; Yards) |                |               | FEWEST OFFENSIVE PLAYS ALLOWED |                |                |                             |                  |                |
| 78                   | Nebraska       | Sept. 7, 2019  | 96                                | Nebraska       | Sept. 7, 2019 | 64                             | Air Force      | Sept. 14, 2019 |                             |                  |                |
| 60                   | Colorado State | Aug. 30, 2019  | 75                                | Colorado State | Aug. 30, 2019 | 78                             | Colorado State | Aug. 30, 2019  |                             |                  |                |

**MEL TUCKER VERSUS THE NATION**

| School              | W | L | Pts | Opp | School              | W | L | Pts | Opp | School              | W        | L        | Pts        | Opp       |
|---------------------|---|---|-----|-----|---------------------|---|---|-----|-----|---------------------|----------|----------|------------|-----------|
| Air Force .....     | 0 | 1 | 23  | 30  | Nebraska.....       | 1 | 0 | 34  | 31  | UCLA .....          | 0        | 0        | 0          | 0         |
| Arizona .....       | 0 | 0 | 0   | 0   | Oregon.....         | 0 | 0 | 0   | 0   | Utah .....          | 0        | 0        | 0          | 0         |
| Arizona State ..... | 0 | 0 | 0   | 0   | Oregon State.....   | 0 | 0 | 0   | 0   | Washington .....    | 0        | 0        | 0          | 0         |
| California .....    | 0 | 0 | 0   | 0   | Southern California | 0 | 0 | 0   | 0   | Washington State .. | 0        | 0        | 0          | 0         |
| Colorado State..... | 1 | 0 | 52  | 31  | Stanford.....       | 0 | 0 | 0   | 0   | <b>Totals .....</b> | <b>2</b> | <b>1</b> | <b>109</b> | <b>92</b> |

**MEL TUCKER TEAMS / SITUATIONAL AT COLORADO**

| Category                | W | L | Category                  | W | L | Category                   | W | L | Category                 | W | L |
|-------------------------|---|---|---------------------------|---|---|----------------------------|---|---|--------------------------|---|---|
| Overall .....           | 2 | 1 | Scoring 50+ Points .....  | 1 | 0 | CU Scoring First.....      | 1 | 1 | August.....              | 1 | 0 |
| Home .....              | 1 | 1 | Scoring 20+ Points .....  | 2 | 1 | CU Leading At Half .....   | 1 | 0 | September.....           | 1 | 1 |
| Road .....              | 0 | 0 | Scoring <20 Points .....  | 0 | 0 | CU Trailing at Half .....  | 1 | 1 | October.....             | 0 | 0 |
| Neutral .....           | 1 | 0 | Allowing <20 Points.....  | 0 | 0 | CU Tied At Half .....      | 0 | 0 | November.....            | 0 | 0 |
| Bowl Games .....        | 0 | 0 | Shutouts .....            | 0 | 0 | CU Leading After 3Q .....  | 1 | 0 | December.....            | 0 | 0 |
| Non-Conference.....     | 2 | 1 | 7-Pt Games Or Closer....  | 1 | 1 | CU Trailing After 3Q ..... | 1 | 1 | January.....             | 0 | 0 |
| Pac-12 Conf. Games..... | 0 | 0 | Ranked Teams (AP).....    | 1 | 0 | CU Tied After 3Q .....     | 0 | 0 | Friday.....              | 1 | 0 |
| Home .....              | 0 | 0 | Top 5 (0-0 vs. No. 1) ... | 0 | 0 | Overtime.....              | 1 | 1 | Saturday.....            | 1 | 1 |
| Road .....              | 0 | 0 | Top 10 .....              | 0 | 0 | 1 OT .....                 | 1 | 1 | Mountain Time Zone ..... | 2 | 1 |
| Day Games .....         | 0 | 1 | Unranked Teams .....      | 1 | 1 | 2 OT .....                 | 0 | 0 | Pacific Time Zone.....   | 0 | 0 |
| Night Games.....        | 1 | 0 | As A Ranked Team.....     | 0 | 0 |                            |   |   |                          |   |   |

**TUCKER / POINT DIFFERENTIAL AT COLORADO**

| Margin | 1 | 2 | 3 | 4 | 5 | 6 | 7 | 8 | 9 | 10 | 11 | 12 | 13 | 14 | 15 | 16 | 17 | 18 | 19 | 20 | 21 | 22 | 23 | 24 | 25 | -- | -- | -- | -- | -- | -- | -- | -- | -- | Total |   |
|--------|---|---|---|---|---|---|---|---|---|----|----|----|----|----|----|----|----|----|----|----|----|----|----|----|----|----|----|----|----|----|----|----|----|----|-------|---|
| Won    | 0 | 0 | 1 | 0 | 0 | 0 | 0 | 0 | 0 | 0  | 0  | 0  | 0  | 0  | 0  | 0  | 0  | 0  | 0  | 0  | 1  | 0  | 0  | 0  | 0  | 0  | 0  | 0  | 0  | 0  | 0  | 0  | 0  | 0  | —     | 2 |
| Lost   | 0 | 0 | 0 | 0 | 0 | 0 | 1 | 0 | 0 | 0  | 0  | 0  | 0  | 0  | 0  | 0  | 0  | 0  | 0  | 0  | 0  | 0  | 0  | 0  | 0  | 0  | 0  | 0  | 0  | 0  | 0  | 0  | 0  | 0  | —     | 1 |

**CU COACHES ON GAME DAY (2019)**

The location for CU coaching staff during games (all except the quality control staff are among those allowed within the NCAA maximum to wear headsets):

**SIDELINE:** Head coach **Mel Tucker** (will wear a headset), defensive coordinator/safeties coach **Tyson Summers**, defensive line coach **Jimmy Brumbaugh**, outside linebackers coach **Brian Michalowski**, receivers coach **Darrin Chiaverini**, offensive line coach **Chris Kapilovic**, tight ends coach **Al Pupunu** and quality control staffers **Bryan Cook** (defense) and **Reed Heim** (special teams) and grad assistants **Cordae Hankton** (offense) and **Blaine Miller** (defense).  
**COACHES BOOTH:** Offensive coordinator/quarterback coach **Jay Johnson**, running backs coach **Darian Hagan**, inside linebacker/special teams coach **Ross Els**, cornerback coach **Travares Tillman** and quality control for the offense **Will Peagler**. Two graduate assistants are also in the press box: **Jack Harris** (offense) and **Dalmin Gibson** (defense).



## WHAT THEY'VE SAID ABOUT MEL TUCKER

**NICK SABAN, Alabama Head Coach**

"I've known Mel for well over 20 years and he is one of the brightest coaches in our profession. I think he will do an outstanding job as the head coach of the Colorado Buffaloes. They are getting a guy with a great personality, who knows college football, works hard each and every day, and does it with a tremendous amount of enthusiasm and positive energy."

**KIRBY SMART, Georgia Head Coach**

"When I came to Georgia, one of my top priorities was to bring Mel Tucker in as defensive coordinator. He is an exceptional coach, coordinator and trusted friend. He has a great combination of college experience, time in the NFL and has been a remarkable mentor to our players. Mel has been one of the major influences in the success we have had and we will certainly miss him. I look forward to following his career at Colorado."

**BARRY ALVAREZ, Wisconsin A.D. (Tucker's College Coach)**

"Mel was a part of my first recruiting class at Wisconsin and helped us turn the program around. He is an outstanding individual and a really good football person. His background, the people and the programs he has worked for and the success he's been a part of is very impressive. He's been successful at both the NFL and college level. He is truly a quality individual and the people at Colorado are going to love Mel."

**ROMEO CRENNEL, Houston Texans Defensive Coordinator**

"Congratulations to Mel Tucker and the Colorado Buffaloes on a fantastic hire. Mel is a great coach with a proven track record of success, but he's also a tremendous person with a great family that will represent the university with nothing but class. I look forward to seeing the program he will build at Colorado and wish him the best of luck."

**JIM TRESSEL, Ohio State Head Coach (2001-10)**

"Mel Tucker is a special communicator, a family man, and a superb football coach. The Buffalo Football Family will thrive under Mel's leadership. A man with high expectations for himself and his student-athletes, Colorado Football will enjoy a terrific recruiter, football strategist, and an "all-in" member of the community."

**JOHN WOOTEN, Former Buff ('58)/CFB Hall of Fame Inductee**

(After learning Tucker was hired) "Today, I am as happy as I was when we beat Clemson to win the 1957 Orange Bowl. Mel Tucker has been one of the top people in football as a coach and is a top quality person. Our families go back a long, long time. This is a sensational young man, a man of integrity just like his father. I am so excited that Rick George and the CU leadership believe Mel is the right person for the job. I would have told them so ahead of time... I am just thrilled with this."

**CHRIS FOWLER, ESPN CFB Personality (CU Alum)**

"Mel is a strong, inspired choice to lead the Buffs' football program. I've spent a lot of time around the UGA program and have been impressed with his football savvy, communication skills, and recruiting talents. He has worked very hard for this opportunity and I believe he will seize it and succeed."

**JOEL KLATT, FOX Sports CFB Personality (CU Alum)**

"Coach Tucker is one of the most respected in the industry with a long track record of success coaching with the best college football and the NFL have to offer. Beloved by his players, Coach Tucker has a rare ability to connect with and motivate today's athlete. His defenses and teams have been some of the most successful, and more importantly, toughest teams in the sport."

**BRIAN IWUH, CU Linebacker ('05), Jacksonville Jaguar (2009)**

"Mel was great, a very good coach, just a solid guy who tells it like it is. I enjoyed playing for Mel. He got along with all of us, everybody liked him and was fond of him. His big thing was, 'scoop and score.' He always wanted the defense to make an impact. Get after the ball, let's score on defense."

**PAUL POSLUSZNY, Former Jacksonville Jaguar**

"I believe that Coach Tucker will absolutely make a great head coach, especially at the collegiate level. He has great command, presence, and he's very influential. He's very structured, detailed, and organized as well. I would have run through a brick wall if he asked me to." (Posluszny won the Bednarik Award twice (2005-06), and won the 2005 Butkus Award)

## THE CLASS OF '19

Ahead of the 2019 season, 27 programs including CU hired new head coaches, 10 of whom ( ^ ) are first-time head coaches on the collegiate level (four first-timers [\*] at the FBS level). Here's a look at those coaches in 2019 that make up the "class of 2019" and their records through games of September 14:

| <b>Coach, School (2019 record)</b>              | <b>W</b> | <b>L</b> | <b>Pct.</b> |
|---|----------|----------|-------------|
| *Chris Klieman, Kansas State (3-0).....         | 3        | 0        | 1.000       |
| ^Ryan Day, Ohio State (3-0).....                | 3        | 0        | 1.000       |
| Rod Carey, Temple (2-0).....                    | 2        | 0        | 1.000       |
| ^Elijah Drinkwitz, Appalachian State (2-0)..... | 2        | 0        | 1.000       |
| <b>^Mel Tucker, Colorado (2-1).....</b>         | <b>2</b> | <b>1</b> | <b>.667</b> |
| Mike Locksley, Maryland (2-1).....              | 2        | 1        | .667        |
| Mack Brown, North Carolina (2-1).....           | 2        | 1        | .667        |
| Matt Wells, Texas Tech (2-1).....               | 2        | 1        | .667        |
| *Will Healy, Charlotte (2-1).....               | 2        | 1        | .667        |
| Jim McElwain, Central Michigan (2-1).....       | 2        | 1        | .667        |
| Les Miles, Kansas (2-1).....                    | 2        | 1        | .667        |
| Scott Satterfield, Louisville (2-1).....        | 2        | 1        | .667        |
| Neal Brown, West Virginia (2-1).....            | 2        | 1        | .667        |
| *Jamey Chadwell, Coastal Carolina (2-1).....    | 2        | 1        | .667        |

| <b>Coach, School (2019 record)</b>            | <b>W</b> | <b>L</b> | <b>Pct.</b> |
|---|----------|----------|-------------|
| Gary Anderson, Utah State (1-1).....          | 1        | 1        | .500        |
| ^Chip Lindsey, Troy (1-1).....                | 1        | 1        | .500        |
| Mike Houston, East Carolina (1-2).....        | 1        | 2        | .333        |
| Geoff Collins, Georgia Tech (1-2).....        | 1        | 2        | .333        |
| Dana Holgorsen, Houston (1-2).....            | 1        | 2        | .333        |
| ^Scot Loeffler, Bowling Green (1-2).....      | 1        | 2        | .333        |
| ^Thomas Hammock, Northern Illinois (1-2)..... | 1        | 2        | .333        |
| ^Tyson Helton, Western Kentucky (1-2).....    | 1        | 2        | .333        |
| Hugh Freeze, Liberty (1-2).....               | 1        | 2        | .333        |
| ^Manny Diaz, Miami-Fla. (1-2).....            | 1        | 2        | .333        |
| *Tom Arth, Akron (0-3).....                   | 0        | 3        | .000        |
| ^Walt Bell, Massachusetts (0-3).....          | 0        | 3        | .000        |
| ^Jake Spavital, Texas State (0-3).....        | 0        | 3        | .000        |

**BUFF ALUMNI IN THE FBS COACHING RANKS:** Brad Bedell ('99), OL, Boise State; **Ronnie Bradford** ('92), DB, USC; **Jalil Brown** ('10), DB, Northern Arizona; **Jason Burianek** ('02), HC, Missouri Baptist; **Cedric Cormier** ('01), WR, UNLV; **Rich Fisher** ('92), WR, Nebraska; **David Gibbs** ('90), DC, Texas Tech; **Chris Naeole** ('96), OL, Hawaii; **Anthony Perkins** ('11), CB, Colorado State; **Pete Shinnick** ('86), HC, West Florida; **Steve Stripling** ('76), Assoc. HC/DL, Tennessee; **Ryan Walters** ('08), DC/DB, Missouri.

**IN THE FCS:** Cha'pelle Brown ('08), UC Davis, DB; **Paul Creighton** ('03), UC Davis, TE; **Ty Gregorak** ('99), DC/LB, Montana; **Cody Hawkins** ('10), UC Davis, WR; **Jeff Smart** ('09), OLB, Penn.

**IN DIVISION II:** **Pete Shinnick** ('88), head coach at West Florida; **Donnell Leomiti** ('95), DC/DB at CSU-Pueblo; **Chris Symington** ('87), OL at CSU-Pueblo.

**IN THE NFL** (see page with Buffs In the Pros).



**2019 COLORADO FOOTBALL STAFF**

|  |   |  |   |
|--|---|--|---|
| <b>Head Coach</b>                              | Mel Tucker ( <i>Wisconsin '95</i> )             | <b>Director of Football Operations</b>           | Bryan McGinnis ( <i>San Jose State '07</i> )  |
| <b>Assistant Head Coach / Receivers</b>        | Darrin Chiaverini ( <i>Colorado '99</i> )       | <b>Asst. Director of Football Operations</b>     | Scott Unrein ( <i>Colorado '11</i> )          |
| <b>Offensive Coordinator / Quarterbacks</b>    | Jay Johnson ( <i>Northern Iowa '92</i> )        | <b>Operations/Assistant to Head Coach</b>        | Will Price ( <i>Alabama '13</i> )             |
| <b>Offensive Line / Run Game Coordinator</b>   | Chris Kapilovic ( <i>Missouri State '90</i> )   | <b>Director of Recruiting</b>                    | Cymone George ( <i>Georgia Southern '12</i> ) |
| <b>Running Backs</b>                           | Darian Hagan ( <i>Colorado '96</i> )            | <b>Director of Player Personnel</b>              | Geoff Martzen ( <i>Fresno State '11</i> )     |
| <b>Tight Ends</b>                              | Al Pupunu ( <i>Utah '06</i> )                   | <b>Director of Quality Control/Offense</b>       | William Peagler ( <i>Clemson '10</i> )        |
| <b>Defensive Coordinator / Safeties</b>        | Tyson Summers ( <i>Presbyterian '02</i> )       | <b>Director of Quality Control/Defense</b>       | Bryan Cook ( <i>Itasca '98</i> )              |
| <b>Defensive Backs</b>                         | Travares Tillman ( <i>Georgia Tech '10</i> )    | <b>Director of Quality Control/Special Teams</b> | Reed Heim ( <i>Austin '00</i> )               |
| <b>Defensive Line</b>                          | Jimmy Brumbaugh ( <i>Auburn '04</i> )           | <b>Recruiting Assistant</b>                      | Tessa Akers ( <i>Georgia Southern '17</i> )   |
| <b>Inside Linebackers/Special Teams Coord.</b> | Ross Els ( <i>Nebraska-Omaha '88</i> )          | <b>Recruiting Assistant</b>                      | Megan Mueller ( <i>Colorado '19</i> )         |
| <b>Outside Linebackers</b>                     | Brian Michalowski ( <i>Arizona State '11</i> )  | <b>Recruiting Assistant</b>                      | Matt Pick ( <i>Colorado State '18</i> )       |
| <b>Offensive Graduate Assistant</b>            | Jack Harris ( <i>Colorado '13</i> )             | <b>Director of Strength &amp; Conditioning</b>   | Drew Wilson ( <i>King's College '00</i> )     |
| <b>Offensive Graduate Assistant</b>            | Cordae Hankton ( <i>Southern '17</i> )          | <b>Asst. Strength &amp; Conditioning Coach</b>   | Justin Geyer ( <i>Mt. St. Joseph '10</i> )    |
| <b>Defensive Graduate Assistant</b>            | Dalmin Gibson ( <i>Dickinson State '14</i> )    | <b>Asst. Strength &amp; Conditioning Coach</b>   | Cody Stout ( <i>Indianapolis '14</i> )        |
| <b>Defensive Graduate Assistant</b>            | Blaine Miller ( <i>Grove City College '12</i> ) | <b>Asst. Strength &amp; Conditioning Coach</b>   | D.D. Goodson ( <i>Colorado '15</i> )          |
|  |   | <b>Asst. Strength &amp; Conditioning Coach</b>   | Teddy O'Connor ( <i>New Hampshire '12</i> )   |

**AND NEW FACES AROUND IN TWO KEY AREAS**

The Buffaloes also have two new employees in key areas heading into the season: **Chris Dountas** joined the department as the new director of football equipment on July 22, while **Andrew Hamstra** was named CU's new associate athletic trainer for football on August 6. Dountas, 40, came to Colorado from Stanford University, where he was an assistant athletic director and equipment manager since 2016, overseeing the day-to-day equipment operation for all 36 Cardinal varsity sport programs. Hamstra, 30, joined the Colorado staff from Washington State University, where he had served as the school's head football athletic trainer from June 2018 through July 2019; before he was named WSU's full-time athletic trainer, he was first the interim head athletic trainer for the 2018 spring practices and the initial summer workouts, a position he was promoted into from his assistant athletic trainer role in which he had performed dating back to 2014.

**2019 COACHING CHANGES**

Mike MacIntyre was dismissed after six seasons coaching the Buffaloes last Nov. 18; his teams were 30-44 overall and 14-39 in Pac-12 Conference games. **Mel Tucker** was then named the 26th head coach in Colorado history on Dec. 5. Tucker brought several of his colleagues from the University of Georgia to fill out his first-ever coaching staff, but did retain three assistants off MacIntyre's staff: **Darrin Chiaverini**, **Ross Els** and **Darian Hagan**. Also remaining on staff are **Bryan McGinnis** and **Scott Unrein** (football operations), graduate assistants **Dalmin Gibson** and **Jack Harris** and the entire strength and conditioning staff under **Drew Wilson**. (*All but one coach who were not retained from the previous staff have found other full-time positions: Mike MacIntyre (Ole Miss), Klayton Adams (Indianapolis Colts), Gary Bernardi (San Diego State), Kwabn Drake and D.J. Eliot (Kansas) and Kurt Roper (N.C. State; Ashley Ambrose is the remaining coach.)*)

➔ The CU staff has remained intact twice since **Bill McCartney's** 1988 and 1989 teams, in 2011-12 (under **Jon Embree**) and 2013-14 (under **Mike MacIntyre**).

**COLORADO NEAR THE TOP IN ALL-TIME 1,000-YARD / 2,000-YARD CAREER RUNNERS**

In 2018, **Travon McMillian** became the 54th player in Colorado history rush for 1,000 or more yards in a career, doing so with 1,009 yards in his only season in Boulder after being a graduate transfer from Virginia Tech. **QB Steven Montez** could be next in line, as he enters his senior year with 807 yards (he's well over 1,00 yards when you subtract sacks); he's looking to become the seventh quarterback to crack 1,000 career rushing yards. CU is sixth all-time in known 1,000-yard runners (many schools don't know the number). Oklahoma tops the list with 77, as well the 2K list with 32 (the Buffs are tied for 11th with the most 2,000-yard career runners, 19). The all-time leaders in players who have reached the career 1K and 2K plateaus:

|                     |              |                |       |                   |       |                  |       |                                 |       |                  |        |
|---------------------|--------------|----------------|-------|-------------------|-------|------------------|-------|---------------------------------|-------|------------------|--------|
| Oklahoma            | 77/32        | Texas A & M    | 47/20 | Illinois          | 44/17 | Indiana          | 41/13 | Kentucky                        | 36/ 9 | Florida          | --/18  |
| Ohio State          | 69/27        | Arkansas       | 47/18 | South Carolina    | 44/16 | North Carolina   | 41/13 | Mississippi State               | 35/11 | Colorado State   | 28/18  |
| Nebraska            | 65/30        | Houston        | 47/15 | Virginia          | 43/19 | Virginia Tech    | 40/19 | Wake Forest                     | 34/11 | Tennessee        | 26+/16 |
| Southern California | 61/20        | Iowa           | 47/15 | Auburn            | 43/17 | Boston College   | 40/17 | Tulsa                           | 34/15 | Georgia          | 21+/16 |
| Alabama             | 60/20        | Air Force      | 47/10 | Georgia Tech      | 43/13 | Georgia Southern | 39/28 | Utah State                      | 32/ 4 | Western Michigan | --/15  |
| <b>Colorado</b>     | <b>54/19</b> | Duke           | 46/ 7 | Minnesota         | 43/13 | San Diego State  | 37/14 | -----                           | ----- | Utah             | --/14  |
| Army                | 53/11        | Syracuse       | 45/22 | Florida State     | 42/15 | Bowling Green    | 37/13 | <b>--only know 2k rushers--</b> |       | New Mexico       | 25+/13 |
| Texas               | 51/19        | Penn State     | 45/19 | Northern Illinois | 41/18 | Mississippi      | 37/13 | Michigan                        | --/20 | SMU              | 21+/12 |
| West Virginia       | 50/15        | Mississippi    | 45/ 8 | Wisconsin         | 41/17 | Baylor           | 37/11 | Clemson                         | --/20 |                  |        |
| LSU                 | 48/16        | Oklahoma State | 44/25 | Michigan State    | 41/16 | East Carolina    | 36/17 | Northern Illinois               | --/19 |                  |        |

In 1989, Colorado had four players on the roster at the same time with at least 1,000 career yards: **TB Eric Bieniemy**, **TB J.J. Flannigan**, **QB Darian Hagan** and **FB Erich Kissick**. Only two other times did the Buffs have three players that had hit that plateau on the same team, in 1993: **FB James Hill**, **TB Rashaan Salaam** and **TB Lamont Warren** and in 2015: **Christian Powell**, **Michael Adkins** and **Phillip Lindsay**.

**Historical Note.** Colorado is 1-yard away from another 2,000-yard rusher: **Carroll Hardy ('54)** ended his career with 1,999 yards. CU's SID at the time, **Fred Casotti**, never forgave himself for that one, especially since his final game came against Kansas State, when he had 10 carries for 238 yards. In that 38-14 win, the Buffs rushed 36 times for 493 yards, or 13.7 yards per; he no doubt could have picked up that extra yard. Hardy went on to play pro football and baseball, and his claim to fame was becoming the only player to pinch-hit for **Ted Williams** (he also pinch-hit for **Roger Maris** and **Carl Yastrzemski**).



## HISTORICALLY

Colorado is in its second century of intercollegiate football, as the Buffaloes are in their 130th season of competition having played **1,252** games with an all-time record of **707-509-36**. CU currently stands 25th on the all-time win list and is 36th in all-time winning percentage (.579; the Buffs are 29th for those schools with 1,000 or more games played in Division I-A). Only 12 Division I schools have played more seasons of intercollegiate football than Colorado; Washington is the only Pac-12 school that matches CU's total of 130 (Cal is the only one who has played more games – 1,259), with only USC (840) and Washington (737) having won more games (CU is sixth in the league in winning percentage).

➔ In Boulder, the Buffs are **408-198-16** (.669) all-time and **316-176-10** (.639) in 96 seasons on the “hilltop” (Folsom Field).

## OVERTIME

Colorado is **7-9** all-time in overtime games (**4-6** at home), with seven losses by three points; the Buffs became the 84th team in FBS/I-A to play an overtime game when it played its first extra session affair against Missouri in 1999. Here's a chart summarizing the Buffs in overtime (\*—denotes in Denver):

| -----Total Yards----- |                 |                |            |            |         |         |         |   |
|-----------------------|-----------------|----------------|------------|------------|---------|---------|---------|---|
| Date                  | Opponent        | Score          | Regulation | Coin Toss  | Choice  | Offense | Defense | Notes   |
| Oct. 9, 1999          | MISSOURI        | W 46-39        | 39-39      | Missouri   | Defense | 25      | 13      | Ends with Ben Kelly INT                                       |
| Nov. 26, 1999         | NEBRASKA        | L 30-33        | 27-27      | Nebraska   | Defense | 9       | 25      | CU trailed 27-3 early in 4th                                  |
| Nov. 9, 2002          | at Missouri     | W 42-35        | 35-35      | Missouri   | Defense | 25      | 18      | Ends with Kory Mossoni FR                                     |
| Dec. 28, 2002         | Wisconsin       | L 28-31        | 28-28      | Wisconsin  | Defense | -2      | 5       | Alamo Bowl  |
| Oct. 11, 2003         | KANSAS          | W 50-47        | 44-44      | Colorado   | Defense | 25      | 7       | Brian Calhoun 3-25, TD rushing in OT                          |
| Oct. 23, 2004         | at Texas A & M  | L 26-29        | 26-26      | Colorado   | Defense | 14      | 33      | First CU turnover in an OT ends it                            |
| Oct. 7, 2006          | BAYLOR          | L 31-34 (3 OT) | 17-17      | Colorado   | Defense | 42      | 72      | Ends in 3OT on Baylor INT                                     |
| Sept. 1, 2007         | *Colorado State | W 31-28        | 28-28      | Colorado   | Defense | 7       | 16      | Kevin Eberhart kicks GWFG (35) after Terrance Wheatley INT    |
| Sept. 18, 2008        | WEST VIRGINIA   | W 17-14        | 14-14      | Colorado   | Defense | 18      | 19      | Aric Goodman kicks GWFG (25) after WVU FG miss                |
| Sept. 10, 2011        | CALIFORNIA      | L 33-36        | 30-30      | California | Defense | 20      | 45      | CU drives to CA4 but drive stalled                            |
| Sept. 27, 2014        | at California   | L 56-59 (2 OT) | 49-49      | Colorado   | Defense | 46      | 34      | CU drives to CA1 but failed on 4th down                       |
| Oct. 25, 2014         | UCLA            | L 37-40 (2 OT) | 31-31      | Colorado   | Defense | 13      | 40      | CU rallied from 31-14 down in 4th; two OT FGs                 |
| Sept. 19, 2015        | *Colorado State | W 27-24        | 24-24      | Colorado   | Defense | 10      | 2       | Diego Gonzalez kicks GWFG (32) after Tedric Thompson FG block |
| Oct. 27, 2018         | OREGON STATE    | L 34-41        | 34-34      | Colorado   | Defense | 18      | 30      | CU drives to OST, but four straight plays gain zero yards     |
| Sept. 7, 2019         | NEBRASKA        | W 34-31        | 31-31      | Nebraska   | Defense | 13      | -6      | James Stefanou kicks GWFG (34), NU misses from 48             |
| Sept. 14, 2019        | AIR FORCE       | L 23-30        | 23-23      | Colorado   | Defense | 9       | 25      | AFA scores on one play; CU stopped on downs at AFA 16         |

## COMEBACK BUFFS

Over the last 13 seasons, Buffs rallied to win from 10 or more points down 13 times, including rallying from its largest deficits ever against CSU and Nebraska. Three of the rallies have come from 17 down: this season against Nebraska, the turning point a 96-yard flea-flicker from **QB Steven Montez** to **WR K.D. Nixon** that pulled CU to within three; In 2012, Washington State led, 31-14, early in the fourth quarter, but CU scored three straight TDs to close the game, capped by **QB Jordan Webb** scoring on fourth down from four yards out with 0:09 remaining; **PK Will Oliver** added the game winning PAT. In 2007, the Buffs got the best of No. 3 Oklahoma when **PK Kevin Eberhart** capped a run of 20 straight points with a 45-yard field goal for a 27-24 win. Nine have taken place in Boulder, a 10th (the first one) in Denver against CSU, and two on the road (the Washington State comeback was the largest fourth quarter comeback on the road CU has ever had).

## COLORADO COMEBACKS

| Trailed By | Time, Qtr. | Final | Opponent (Date)                      |
|------------|------------|-------|--------------------------------------|
| 17 ( 0-17) | 4:06, 3Q   | 34-31 | OT; Nebraska (Sept. 7, 2019)         |
| 14 ( 0-14) | 2:44, 1Q   | 27-24 | OT; Colorado State (Sept. 19, 2015)  |
| 11 (20-31) | 12:24, 3Q  | 41-38 | at Massachusetts (Sept. 6, 2014)     |
| 17 (14-31) | 8:07, 4Q   | 35-34 | at Washington State (Sept. 22, 2012) |
| 11 ( 3-14) | 3:47, 1Q   | 44-36 | KANSAS STATE (Nov. 20, 2010)         |
| 10 (14-24) | 10:40, 3Q  | 29-27 | GEORGIA (Oct. 2, 2010)               |
| 10 ( 0-10) | 0:00, 2Q   | 31-13 | HAWAII (Sept. 18, 2010)              |
| 10 (21-31) | 11:01, 4Q  | 35-34 | TEXAS A&M (Nov. 7, 2009)             |
| 11 (13-24) | 9:14, 4Q   | 28-24 | IOWA STATE (Nov. 8, 2008)            |
| 14 ( 7-21) | 7:29, 2Q   | 31-24 | EASTERN WASHINGTON (Sept. 6, 2008)   |
| 11 (24-35) | 0:23, 2Q   | 65-51 | NEBRASKA (Nov. 23, 2007)             |
| 17 ( 7-24) | 12:23, 3Q  | 27-24 | OKLAHOMA (Sept. 29, 2007)            |
| 11 (17-28) | 10:05, 3Q  | 31-28 | OT; Colorado State (Sept. 1, 2007)   |

## FOLSOM FIELD CAPACITY SNAPSHOT

Folsom Field's official capacity had been 53,613, expanded last in 2003 when 1,903 club seats and 41 suites were added in the east side stadium expansion; however, with CU's \$156 million Athletics Complex Expansion nearing completion and the northeast corner of the stadium and the north stands now redesigned, the new capacity now stands at **50,183**. Folsom is tied for the 18th oldest venue among the 128 NCAA Division I-A/FBS stadiums. It is the fourth oldest stadium in the Pac-12 Conference, as only Husky Stadium (Washington, 1920), Rose Bowl Stadium (UCLA, 1922) and Los Angeles Memorial Coliseum (USC, 1923) are older.

## CU FOOTBALL REMAINS SECOND MOST POPULAR PER-GAME SELL IN STATE

The final home attendance figure for 2018 was **274,852**, an average of 45,809 for six home games, a slight decrease after four straight years of increases. It will mark the 24th straight season that Colorado football was the second largest average draw *per game* in the state behind the NFL Denver Broncos (and the 42nd time in the last 44 years). The fledgling Colorado Rockies took over the second spot the two years they played at old Mile High Stadium, averaging in the mid-to-upper 50s in 1993 and 1994. The Broncos wrestled the state's top spot away from the Buffs permanently in 1975 after first doing so in 1969, with six years of see-sawing in-between (CU had been the state attendance leader since Folsom Field was built in 1924). CU continues to have the second largest public and overall season ticket base in the state (the count for 2017 was 32,308 when adding in 11,500 student holders to 20,808 public tickets (student tickets are purchased, just at a discounted rate). In 2018, CU was again first in the state in college football attendance for the **53rd** straight year, ahead of Colorado State (29,504, six games) and Air Force (27,701, six games; AFA was the last school top CU's figure, in 1965). The Broncos averaged 76,446 fans per game in 2018; the Rockies are averaging 36,919 this summer.



## SCORING STREAKS

The Buffs scored in a school record **242** consecutive games until Missouri ended the streak on October 25, 2008; it was first shutout loss since November 12, 1988 to Nebraska in Lincoln (7-0). The Buffs had scored in **94** consecutive road games (123 including neutral sites) as well as in 153 straight league games, all 103 in Big 12 play, including the four title games, and their final 50 in Big Eight competition, dating back to the '88 shutout at Nebraska. CU had scored in **150** straight games at home until Stanford shut out the Buffs, 48-0 on Nov. 3, 2012; the previous last shutout was a 28-0 loss to Oklahoma on Nov. 15, 1986.

Current streaks:

- CU has scored in **19** straight games overall, dating back to being shut out at Washington State (0-28) in 2017 (snapping a **60**-game scoring streak).
- CU has scored in **166** straight games against non-conference opponents (last shutout: a 44-0 loss at home to LSU on September 15, 1979).
- The home shutout losses to Stanford ('12), Oklahoma in '86 and LSU in '79 are the only three times CU has not scored at Folsom Field over the course of the last **324** games (all the way back to 1963).
- CU has been shutout just four times in the last **374** games overall (by Missouri in 2008 and 2010, by Stanford in 2012 and Washington State in 2017).
- CU has been shutout just 11 times in its last **607** games (dating to October 5, 1968), but only six schools have administered them: Oklahoma (three times), Missouri (twice), Nebraska (twice), Louisiana State, Michigan and Stanford.

## SAFELY AHEAD

The Buffs have been a virtual lock to win once they have a lead of two or more scores (nine-plus points) over the past 41-plus seasons. Since the 1976 opener, CU has protected a two-score lead **244** of **279** times, losing 30 and tying three when it blew the lead; a closer look (\*—Disneyland Pigskin Classic at Anaheim):

| Date     | Opponent                | CU Lead (when)              | Result       | Date     | Opponent                | CU Lead (when)          | Result      |
|----------|-------------------------|-----------------------------|--------------|----------|-------------------------|-------------------------|-------------|
| 9/14/19  | AIR FORCE               | 10 (10-0; 1st Quarter)      | L, 23-30 OT  | 09/08/07 | at Arizona State        | 14 (14- 0; 2nd Quarter) | L, 14-33    |
| 11/02/18 | at Arizona              | 10 (10-0; 1st Quarter)      | L, 34-42     | 10/28/06 | at Kansas               | 9 ( 9- 0; 3rd Quarter)  | L, 15-20    |
| 10/27/18 | OREGON STATE            | 28 (31-3; 3rd Quarter)      | L, 34-41 OT  | 09/23/06 | at Georgia              | 13 (13- 0; 4th Quarter) | L, 13-14    |
| 11/04/17 | at Arizona State        | 10 (27-17; 4th Quarter)     | L, 30-41     | 10/23/04 | at Texas A&M            | 12 (19- 7; 3rd Quarter) | L, 26-29 OT |
| 9/17/16  | at Michigan             | 14 (21-7; 1st Quarter)      | L, 28-45     | 11/01/03 | at Texas Tech           | 14 (14- 0; 1st Quarter) | L, 21-26    |
| 11/13/15 | SOUTHERN CALIFORNIA     | 14 (17-3; 2nd Quarter)      | L, 24-27     | 10/04/03 | at Baylor               | 9 (23-14; 3rd Quarter)  | L, 30-42    |
| 11/01/14 | WASHINGTON              | 10 (20-10; 2nd Quarter)     | L, 23-38     | 11/11/00 | Iowa State              | 11 (20- 9; 2nd Quarter) | L, 27-35    |
| 09/27/14 | at California           | 14 (28-14; 3rd Quarter)     | L, 56-59 2OT | 09/02/00 | Colorado State (Denver) | 10 (24-14; 3rd Quarter) | L, 24-28    |
| 08/29/14 | Colorado State (Denver) | 10 (17-7; 3rd Quarter)      | L, 17-31     | 10/23/93 | at Kansas State         | 9 ( 9- 0; 2nd Quarter)  | T, 16-16    |
| 09/08/12 | SACRAMENTO STATE        | 14 (14-0; 1st Quarter)      | L, 28-30     | 09/18/93 | at Stanford             | 10 (37-27; 4th Quarter) | L, 37-41    |
| 09/01/12 | Colorado State (Denver) | 11 (14-3; 2nd Quarter)      | L, 17-22     | 09/15/90 | at Illinois             | 14 (17- 3; 2nd Quarter) | L, 22-23    |
| 10/01/10 | WASHINGTON STATE        | 10 (27-17; 4th Quarter)     | L, 27-31     | 08/26/90 | *Tennessee              | 14 (31-17; 4th Quarter) | T, 31-31    |
| 11/06/10 | at Kansas               | 28 (45-17; 4th Quarter)     | L, 45-52     | 09/27/86 | ARIZONA                 | 9 (21-12; 4th Quarter)  | L, 21-24    |
| 10/23/10 | TEXAS TECH              | 10 (24-14; end 3rd Quarter) | L, 24-27     | 11/03/84 | KANSAS                  | 11 (27-16; 4th Quarter) | L, 27-28    |
| 11/19/09 | at Oklahoma State       | 11 (21-10; 3rd Quarter)     | L, 28-31     | 10/16/82 | at Oklahoma State       | 13 (13- 0; 1st Quarter) | T, 25-25    |
| 10/10/09 | at Texas                | 11 (14-3; 2nd Quarter)      | L, 14-38     | 09/19/81 | WASHINGTON STATE        | 10 (10- 0; 4th Quarter) | L, 10-14    |
| 11/28/08 | at Nebraska             | 14 (14-0; 1st Quarter)      | L, 31-40     | 10/10/79 | OKLAHOMA STATE          | 20 (20- 0; 4th Quarter) | L, 20-21    |
| 11/10/07 | at Iowa State           | 21 (21- 0; 3rd Quarter)     | L, 28-31     |          |                         |                         |             |

Colorado has lost only 35 games (and was tied twice) dating back to 1980 when leading by *any* margin at any point in the fourth quarter or overtime. The most recent loss was this year, a 41-34 overtime setback to Oregon State after taking a 31-3 lead on the first play of the second half. The ties came against Tennessee in 1990 (31-31, after leading 31-17) and Kansas State in 1993 (16-16 after taking a late 16-13 lead).

- Colorado has won **129** of its last **153** games in which it at any point has held a two-score lead. A 2003 loss to Baylor snapped a 26-game winning streak in such situations on the road, and an overall streak of 49 consecutive wins from 1993 to 1999 was snapped by CSU in 2000. In this same span, **Colorado has rallied to win 41 games and tie two others dating back to 1981 after once trailing at some point in the fourth quarter.** The most recent was the 34-31 win over Nebraska on Sept. 7 of this year: the Cornhuskers led 17-0 late in the third period when the Buffaloes started taking over the game. It was the second year in a row CU rallied in the fourth to beat Nebraska. Previous to those, the last two rallies were a 36-33 win at Oregon State in 2017 and a 41-38 win at Oregon in 2016. Two of the biggest ones occurred in 2007: CU rallied from 28-17 down in the third and 28-25 in the fourth to defeat CSU 31-28 in overtime) and Oklahoma (down 24-7 late in the third, eventually tying the fourth largest comeback in school history in winning 27-24).

## INJURIES UP AGAIN IN 2018 AFTER TWO PEDESTRIAN YEARS

Injuries were kept to a minimum the last two seasons after a flurry in 2015, as that season 10 positions had a starter miss at least one game due to injury. But in 2018, it was a different story as injuries hit **11** different starting positions (including punter and placekicker) that lost their starter for multiple games. Below are the worst regular seasons for injuries/illness for the CU program over the last 33 years (KEY: GL—Games lost to injury; GL/2—Games lost by 2-deep scrimmage players; MG—"Man games" as defined by as the total number of games if all players NOT ticketed to redshirt played every game; Pct. Lost —percentage of man games lost, knowing that in actuality, the number is higher as third-team players and reserves don't see that much action; 2/MG—2-deep man games, or starting 24 positions (including kickers and punters plus backups):

| Season | G  | GL  | MG   | Pct. Lost | GL/2 | 2/MG | Pct. Lost | Season      | G         | GL        | MG           | Pct. Lost  | GL/2      | 2/MG       | Pct. Lost   |
|--------|----|-----|------|-----------|------|------|-----------|-------------|-----------|-----------|--------------|------------|-----------|------------|-------------|
| 2008   | 12 | 121 | 1008 | 12.0      | 110  | 576  | 19.1      | 2012        | 12        | 108       | 984          | 11.0       | 71        | 576        | 12.3        |
| 2011   | 13 | 141 | 1066 | 12.8      | 115  | 624  | 18.4      | <b>2018</b> | <b>12</b> | <b>96</b> | <b>1,056</b> | <b>9.1</b> | <b>70</b> | <b>576</b> | <b>12.2</b> |
| 1998   | 11 | 101 | 864  | 11.7      | 89   | 528  | 16.9      | 2016        | 14        | 129       | 1224         | 10.6       | 75        | 672        | 11.2        |
| 2000   | 11 | 101 | 880  | 11.5      | 82   | 528  | 15.5      | 2003        | 12        | 74        | 876          | 8.4        | 58        | 576        | 10.1        |
| 2010   | 12 | 103 | 924  | 11.1      | 88   | 576  | 15.3      | 1997        | 11        | 51        | 770          | 6.6        | 41        | 528        | 7.8         |
| 2015   | 13 | 120 | 1053 | 11.4      | 93   | 624  | 14.9      | 2017        | 12        | 61        | 960          | 6.4        | 39        | 576        | 6.8         |
| 2002   | 13 | 139 | 1118 | 12.4      | 80   | 624  | 12.8      |             |           |           |              |            |           |            |             |

\*—man-games for 2-deep include P and PK spots.

Dating back to 1987, only 15 times has CU lost over five percent of its "man game" count due to injury (1995-97-98-2000-02-03-08-10-11-12-13-15-16-17-18).

**BUFFS AGAINST THE BEST**

Here's a look at how CU has fared all-time against nationally ranked teams (*Associated Press* poll):

| <b>Games</b>       | <b>All-Time<br/>Record</b> | <b>1989-2019<br/>Record</b> | <b>Mel Tucker<br/>Record</b> | <b>Coach With The Most Wins</b>    |
|--------------------|----------------------------|-----------------------------|------------------------------|------------------------------------|
| versus Top 5.....  | 12-55-2                    | 8-23-1                      | 0-0                          | 5 / Bill McCartney                 |
| versus Top 10..... | 25-94-3                    | 14-40-2                     | 0-0                          | 8 / Eddie Crowder & Bill McCartney |
| versus Top 15..... | 37-124-3                   | 20-58-2                     | 0-0                          | 10 / Bill McCartney                |
| versus Top 25..... | 72-167-3                   | 46-88-2                     | 1-0                          | 20 / Bill McCartney                |

**"OUTSIDE THE NINE DOTS"**

Some out of the ordinary records by the Buffs in some unique situations:

- ❑ Colorado is **86-49** against teams with three or more losses dating back to the 1985 season;
- ❑ Colorado is **87-50-1** in its last **138** games against schools that include the word "State" (dating to 1986);
- ❑ Colorado is **559-286-25** all-time in games played in the Mountain Time Zone (Colorado, Arizona, Montana, New Mexico, Utah, Wyoming)

**18 TO THE HOUSE ON THE FIRST TRY WHEN IT COMES TO THEFTS & SCORES**

CU players have a penchant to return their first career interceptions for touchdowns, as since 1992, **18** Buffaloes have scored after stealing their first college pass. Junior **CB Dante Wigley** is the most recent to accomplish it, racing 27 yards with his first pick for a touchdown versus Oregon State on Oct. 27. **S Nick Fisher** had been the last to do it, which he did in grand style on Oct. 28, 2017: he picked off a pass in the end zone against Cal, his momentum taking him back nine yards deep, and then he raced 109 yards for the score (100 officially by the NCAA). Previous to that, **ILB Rick Gamboa** had been the latest to join the club, returning a deflected pass 20 yards for a score against OSU in 2016, and **ILB Kenneth Olugbode** had the one before that, racing 60 yards for a score in a 27-24 overtime win over Colorado State in 2015. That was the first in eight years, going back to 2007, when redshirt frosh **CB Jimmy Smith** had a 31-yard return that cut Nebraska's lead to 35-31 early in the second half and was the impetus to a 65-51 comeback win. Prior to that was another spectacular one: **ILB Marcus Burton** returned a pick 99 yards at Oklahoma State in 2005, preserving CU's shutout in the waning seconds of the game. Three did it in 2004: **OLB Brian Iwuh** did it off the bat when he made his first career pick and returned it 37 yards for what proved to be the winning touchdown against Colorado State in the season opener; a week later, **Joe Sanders**, plucked off a ball against Washington State and raced 51 yards for six, snapping a 3-3 deadlock in the process; then versus Texas, **CB Terrence Wheatley** plucked one off and ran 37 yards for six with his first theft. Two did it in 2001: **S Medford Moorer** picked off his first career pass and returned it 64 yards for a touchdown against Texas in the Big 12 Championship game, while **CB Donald Strickland** returned his first career pick 31 yards for a touchdown just one minute into the CSU game. Frosh redshirt **CB Phil Jackson** did it in 2000, as he returned his first career INT 28 yards for a TD against Washington. **SS Rashidi Barnes** had his first one in CU's win over CSU in 1997, returning it 26 yards for a score, rallying the Buffs into a 14-14 tie early in the second half. Barnes was the fourth Buff in a 14-game span to return a first career pick for a TD—**Marcus Washington** had a 95-yard theft for a score in the '96 Cotton Bowl against Oregon; **Vili Maumau** had a 33-yard interception for six (and a Hula dance) at Colorado State in 1996; and **Nick Ziegler** stole one for a 31-yard score against Washington in the '96 Holiday Bowl. In 1992, **Dwayne Davis** returned one 31 yards for a TD in a 21-20 win at Minnesota to start this amazing run.

➤ And three did it with their first **punt returns**: **Ben Kelly** (vs. Utah State in 1998), **Jeremy Bloom** (vs CSU in 2002) and **Laviska Shenault** (2017 vs. Texas State).

**BUFFALO DINOSAURS**

The longtime radio voice of the Buffs, **Larry Zimmer** wrapped up his career following the 2015 season, calling **486** CU games; a string of **251** in a row came to an end after he was hospitalized in October 2014 (he would miss the final six games of the season). He only missed 17 games overall; prior to the six due to illness, he had missed three bowls (two due to contracts forbidding teams to originate broadcasts), three regular season games due to travel conflicts and five road games this season; his 400th at CU was also the 1,000 of his professional career. In 2009, Zim was honored as the 15th recipient of the Chris Schenkel Award, which recognizes those who have enjoyed a long and distinguished career broadcasting college football at a single institution (he called a total of **570** college games, including 50 for Michigan and 34 for CSU).

**OTHER DINOSAURS**: **Jon Burianek**, who retired as senior associate AD in June 2006 and then briefly rejoined the department on a contract basis in 2013, worked **444** CU football games, including a run of **415** in a row (229 of which were at home). **SID Dave Plati** has worked **468** overall (a streak of **410** dating from the '83 finale to the sixth game of 2017; a streak of **248** straight home games and **270** in the state of Colorado are intact); **Darian Hagan** has been a part of **261** (114 in two stints as an assistant coach, 62 as a football staff member, 35 as the Alumni C-Club director and 49 as a player); **Gary Barnett**, now an analyst with KOA, has worked **235** (106 as an assistant coach, 87 as head coach and 42 on the radio); **Mark Johnson**, who succeeded Zimmer as the voice of the Buffaloes, has called **190** games. The late **Fred Casotti**, the school's longtime SID/associate AD from 1952-87, witnessed **477** CU football games (including **268** in a row at Folsom) prior to his passing in 2001. The record by a coach is held by **Brian Cabral**, who, including his playing days (46 games), was a part of **340** (the last **294** in a row); former facilities man **John Krueger** worked **325** (1980s to 2012). Then there are CU's "Super Twins," **Betty Hoover** and **Peggy Coppom**, who have been to all but handful of CU's home games — since 1940 and every single one — **352** — since 1958 (they're 93). And the late **F.M. "Dutch" Westerberg** is the all-timer; the long-time season ticket holder saw every CU home game (**394** of 'em) from 1921 until 1999, when he passed away at the age of 94.

**STAT CREW**: **Jack Landon** (son of one-time presidential candidate Alf Landon) is in his 47th year as a member of the CU football stat crew in 2019; he joined the basketball crew in 1971 and then football two years later. Virginia did a survey on longest tenured state people, and Jack is 11th nationally.

**NFL SCOUT WATCH**

Colorado has 18 seniors on its 2019 roster, and as history has indicated, they will receive plenty of looks from scouts all around the National Football League; scouts/player personnel types pass through Boulder every season for a game and/or practice(s), with over three fourths of the league doing so on average every season. So far this season, **19** teams have sent reps to the Colorado State game: Arizona, Baltimore, Buffalo, Carolina, Chicago, Denver, Detroit, Green Bay, Jacksonville, Kansas City, New Orleans, N.Y. Giants, Oakland, Philadelphia, Pittsburgh, San Diego, San Francisco, Seattle and Washington (26 teams visited in 2017 and 2018; 28 in 2016). Not including camps or practices, **963** NFL scouts have attended Colorado games since 2000 (home, road and neutral sites). At the 2016 UCLA game in Boulder, the record for a CU game occurred: **31** scouts from 20 teams were in attendance for the game (next most: 20 for USC in 2017).



**PLAYING ON SUNDAY: IN-THE-PROS**

There are **14** former Colorado Buffaloes currently on the 2019 National Football League rosters (as of September 15; 15 were on final rosters in 2018 after 19 started out in camps). Colorado has had **245** players all-time go on to make an active NFL roster and **273** all-time draft picks, which ranks as the fourth most among Pac-12 programs and 22nd overall. CU had continually been one of the top 20 producers for the last quarter century of NFL talent and at one time in the late 1970's had the most active players (47) of any school in the nation. The last time Colorado was in the top 10 in players produced was in 2002 (10th, 29). The active list (KEY: **Exp.**—denotes number of years in the league; **i**—on injured reserve/physically unable to perform; **p**—practice squad):



| Player                | Pos. | Team                | Exp. |
|-----------------------|------|---------------------|------|
| Chidobe Awuzie        | CB   | Dallas Cowboys      | 2    |
| David Bakhtiari       | OT   | Green Bay Packers   | 6    |
| Ken Crawley           | CB   | New Orleans Saints  | 3    |
| Mason Crosby          | PK   | Green Bay Packers   | 12   |
| <b>p</b> —Kabion Ento | CB   | Green Bay Packers   | R    |
| Phillip Lindsay       | RB   | Denver Broncos      | 1    |
| Isaiah Oliver         | CB   | Atlanta Falcons     | 1    |
| Paul Richardson       | WR   | Washington Redskins | 5    |
| Jimmy Smith           | CB   | Baltimore Ravens    | 8    |
| Nate Solder           | OT   | New York Giants     | 8    |
| Tedric Thompson       | SS   | Seattle Seahawks    | 2    |
| Josh Tupou            | DT   | Cincinnati Bengals  | 2    |
| Juwann Winfree        | WR   | Denver Broncos      | R    |
| Ahkello Witherspoon   | CB   | San Francisco 49ers | 2    |

**IN CAMPS BUT WAIVED**

| Player                              | Pos. | Team                | Exp. |
|-------------------------------------|------|---------------------|------|
| Javier Edwards ( <i>Aug. 31</i> )   | DT   | Houston Texans      | R    |
| Drew Lewis ( <i>July 23</i> )       | LB   | Houston Texans      | R    |
| Travon McMillian ( <i>Aug. 31</i> ) | RB   | Pittsburgh Steelers | R    |
| Daniel Munyer ( <i>Aug. 31</i> )    | OG/C | Indianapolis Colts  | 4    |
| Devin Ross ( <i>July 16</i> )       | WR   | Philadelphia Eagles | 1    |

**COACHES**

| Name             | Pos.        | Team          | Tie To Colorado  |
|------------------|-------------|---------------|--|
| Klayton Adams    | OL Asst.    | Indianapolis  | Asst. Coach, 2013-18                                   |
| Eric Bieniemy    | OC/RB       | Kansas City   | Player, 1987-90;<br>Asst. Coach, 2000-02, '11-12       |
| Tom Cable        | OL          | Oakland       | Asst. Coach, 1998-99                                   |
| Moses Cabrera    | Str/Cond    | New England   | Asst. S&C Coach, 2010                                  |
| Jim Caldwell     | AHC/QB      | Miami         | Asst. Coach, 1982-84                                   |
| Matt Daniels     | Asst. ST    | L.A. Rams     | Grad Asst., 2017                                       |
| Karl Dorrell     | WR          | Miami         | Asst. Coach, 1992-93, 95-98                            |
| Jon Embree       | AHC/TE      | San Francisco | Player '83-86/Asst. Coach '91-02<br>Head Coach 2011-12 |
| Mark Helfrich    | Off. Coord. | Chicago       | QB/Off. Coord., 2006-08                                |
| Nick Holz        | QC/Offense  | Oakland       | Player, 2003-06  |
| Vance Joseph     | Def. Coord. | Arizona       | Player, 1990-94<br>Asst. Coach, 2002-03                |
| T.C. McCartney   | QB          | Denver        | Grad Asst., 2012-13                                    |
| Tyrone McKenzie  | ILB         | Tennessee     | Grad Asst., 2015                                       |
| Chris Morgan     | OL          | Atlanta       | Player, 1995-99  |
| Kennedy Polamalu | RB          | Minnesota     | Asst. Coach, 1997-98                                   |
| Robert Prince    | WR          | Detroit       | Asst. Coach, 2010                                      |
| Rip Scherer      | TE          | L.A. Chargers | Asst. HC/QB, 2011-12                                   |
| Vernon Stephens  | Asst. S&C   | Arizona       | Asst. S&C Coach, 2003-06                               |
| Chris Strausser  | OL          | Indianapolis  | Asst. Coach, 2006                                      |

**PLAYER PERSONNEL/DEVELOPMENT**

| Name             | Team                  | Tie To Colorado                  |
|------------------|-----------------------|----------------------------------|
| Malcolm Blacken  | Washington (Dir., PD) | Strength Coach, 2011-12          |
| Jordan Dizon     | Denver (Scout)        | Player, 2004-07/Butkus runner-up |
| Matt Russell     | Denver (Dir., PP)     | Player, 1992-96/Butkus Award     |
| Duke Tobin       | Cincinnati (Dir., PP) | Player, 1992-93                  |
| Patrick Williams | Baltimore (Scout)     | Player, 2005-08                  |

**CANUCKS:** One former Buff is in the Canadian Football League, **OT Stephone Nembot** (Ottawa). **WR Shay Fields** was on Montreal in the preseason but was released.

**DAD PLAYED ON SUNDAYS:** Six players are the sons of former NFL players: **WR Curtis Chiaverini** (father Darrin played four seasons with three teams); **RB Alex Fontenot** (father Albert played 10 seasons with three teams); **ILB Marvin Ham II** (father Marvin, Carolina); **QB Steven Montez** (father Alfred, Oakland); **WR Dimitri Stanley** (father Walter, played eight seasons with five teams); **QB Blake Stenstrom** (father Steve played five seasons with Chicago and San Francisco).

**COLORADO HIGH SCHOOL COACHES:** Six former Buffaloes are serving as high school head coaches in the state; the five who head prep programs: **Matt Flavin** (Buena Vista), **Dave Logan** (Cherry Creek), **Spencer Colter** (Denver East), **Dusty Sprague** (Holyoke), **Scott Yates** (Kent Denver) and **DaVaughn Thornton** (Overland). **Marcus Washington** is a defensive coordinator (Adams City).

**ALL-TIME CU PRO NOTE:** How good was CU's 1994 offense? Ten of the 11 starters were drafted into the NFL (Tony Berti, Rae Carruth, Christian Fauria, Heath Irwin, Chris Naeole, Rashaan Salaam, Kordell Stewart, Bryan Stoltzberg, Derek West and Michael Westbrook), with the 11th signing as a free agent (Lepis). All played, and three even remained on NFL rosters some 11 years later. And six of the '94 defensive starters wound up playing professionally as well.

**CROSBY WATCH**

**PK Mason Crosby** ('06) is the Green Bay Packers' all-time leading scorer both for the regular season and the regular and postseason combined; he set the record with a 21-yard field goal late in the Packs' 27-17 win over Seattle on Sept. 20, 2015, his 13th point of the night (he made all four field goal tries in the game, including a 54-yarder, and an extra point). Through games of Sept. 16, he has scored **1,476** points in 194 regular season games (**25th** in NFL history) and **137** in 18 playoff games for a total of **1,613** (he also made an NFL record 23 straight field goals in the postseason). Crosby also holds both Packers' field goal marks: **308** regular season (**26th** all-time) and 26 postseason. He is fourth on the points list and third on the field goal chart for players who have/had spent their career with just one team. Crosby, of course, is CU's all-time leading scorer with 307 points.

➔ How many players have led a professional team and their college alma mater in scoring (regular season and playoffs combined)? The list is short (six including Crosby): **PK Jason Elam**, Denver Broncos/Hawai'i (1,870/395); **PK Stephen Gostkowski**, New England Patriots/Memphis (1,384/369); **PK Martin Gramatica**, Tampa Bay Buccaneers/Kansas State (640/349), **WR Jerry Rice**, San Francisco 49ers/Mississippi Valley State (1,244/310); and **PK Jeff Wilkins**, St. Louis Rams/Youngstown State (1,300/373).

**ALL-TIME FWAA ALL-AMERICAN TEAM:** The Football Writers Association of America placed Crosby on the second-team of its All-Time All-America Team, announced in conjunction with the group's 75th anniversary in August 2015.







## STAT SHOTS

Here are some interesting statistical bullets about Colorado football:

- ➔ **30+.** In its history, Colorado is **325-27-1** when scoring 30 or more points (**2-0** in 2019, **17-4** over the last three years), with records of **235-9** with 35-plus points and **218-7** with 36-plus, **193-5** with 38-plus and **124-2** with 43 or more tallies. The seven losses with 36 or more points came to Air Force (58-35 in 1968), Oklahoma (82-42 in 1980), Stanford (41-37 in 1993), Toledo (54-38 in 2009), Kansas (52-45 in 2010), Utah (42-35 in 2012), California (59-56 in 20T in 2014) and Arizona in 2017 (45-42). CU has played **1,252** games in its history, registering point totals of every number between 0 and 70 except 1 (duh!) and 68, and 75 and 109 above that mark.
- ➔ Colorado is **119-120-3** in its last **242** league games: within this record is a 25-game span in which CU did not lose a conference game, the fourth longest streak all-time in the Big Eight (1958-1995). Colorado was 23-0-2 during that run. Colorado, however, is **17-55** as a member of the Pac-12.
- ➔ **30 points / 3 TDs.** Colorado has scored 30 or more points in **155** of its last **360** games, posting a **132-22-1** record; the Buffs have scored at least three touchdowns in **237** of these games dating to the start of 1989; in this time frame, CU is **27-105-2** when held to two or fewer touchdowns.
- ➔ For years, the mark of a strong CU team was that the Buffaloes routinely averaged six or more yards on first down. Technically the last time the Buffs averaged six or more for a season was in 2001, their Big 12 Championship year (**6.7**; CU did average **5.98** per first down play in 2016). Colorado did it six times between 1989 and 1997, including a team record best of **7.2** in both 1989 and 1994.
  - ➔ Since 1966, CU has averaged less than **4.3** just seven times (last in 2012) and less than 4.1 once—3.5 in 1979. In 2012, the Buffs averaged **4.25** yards on first down, their lowest number since that 3.5 figure in 1979.
  - ➔ In 2016, the Buffs had their best average on first down in years: CU averaged **5.98**, its best since 2001 (**6.7**).
  - ➔ In 2018, the Buffs averaged **5.32** per 371 first down plays.
  - ➔ Thus far in **2019**, the Buffs are averaging **6.6** yards on 92 first down plays (gaining five or more on 31 of those).
- ➔ Dating back to the fifth game of the 1999 season, an OT win over Missouri, the Buffs have **64** scores by return, or non-offensive scores, in the last 21 seasons (highs of eight in 1999 and 2002). Since the '95 opener and including postseason, CU has **83** scores by return in **295** games (76 regular season, seven bowl). *In the Tucker Era, Colorado has 1 (which happened in his first game—a 9-yard fumble return against Colorado State by Mustafa Johnson).*
- ➔ **200/200.** Colorado has accomplished the 200 "double-double," that is 200 yards both rushing and passing **53** times in the last **321** games, dating to 1993), having accomplished it **1** time under Tucker (**1-0**). CU averaged over 200 in each for the season in 1993, 1994 and in 2001 (and threatened to do it in 2016). The Buffs are **51-8** since 1981 when they have reached the 200 plateaus in both and **59-11** overall. *Prior to '93, CU had accomplished the feat only 19 times in its first 929 games in its history.*
- ➔ **600+.** Colorado is **17-1** all-time in games when it has gained 600 or more yards on offense; the first loss was last year when the Buffs had 630 in the 59-56 double overtime loss at California on Sept. 27, 2014. CU is **0-0** under Tucker; the last two games with 600-plus were against Nicholls State in 2015 and Washington State, 2016.
- ➔ **Grass.** Colorado is **97-102** in its last **199** games on grass, including a **63-60** mark at home (though **13-7** in the last 20 games at Folsom), dating back to the 1999 season when Folsom Field converted back to grass (CU is **18-12** on grass over the last three-plus seasons).
- ➔ **Artificial Turf.** Colorado is **100-65-3** in its last **168** games on non-grass fields dating back to 1989, including a **65-48-3** mark in conference games. CU was **1-3** in 2018 (and **0-0** under Tucker).
- ➔ **First Quarter Dominance.** Dating to the start of 2016, Colorado has been fairly dominant in the first quarter: the Buffs have outscored its opponents **307-193** with an edge in total offense of **4,105-3,697** (and **plus-8** in TO margin).
- ➔ **Goal-to-Go Situations:** Over the last six seasons, the Buffs have scored in **117** out of **130** situations when it has been first-and-goal. This includes **98** touchdowns and **19** field goals, thus the TD percentage is **83.6** and the overall percentage is **90.0**. The **13** non-scores: seven fourth down misses, four missed field goals (from 26, 28, 31 and 33 yards) and two turnovers.
- ➔ **No Turns or Sacks.** Dating back to 1972, Colorado is **19-3** in games when not allowing a sack or committing a turnover (**1-0** under Tucker, including his first game as coach, the 52-31 win over Colorado State). In these 22 games, the Buffs have outscored the opponent by **875-474** (only six games decided by less than 17 points).
- ➔ **Turnover Free.** Colorado has played **85** turnover-free games dating back to the 1946 season, owning a record of **56-25-4** in those games (**2-1** in bowls). Under Tucker, CU is **1-0**.
- ➔ **Time Spent In The Lead.** The Buffaloes held leads in 11 of 14 games in 2016 (two-score leads in 10 of those), and were ahead for a total of **457:20** on the season. That's the second-most by a hair in the 21 years CU has tracked the stat (CU led for 458:01 in 1996—a 12-game season including the bowl).
  - ➔ In 2017, CU held the edge up until the season finale at Utah, and for the year, the opponent wound up with a **302:13** to **285:30** (tied 132:17).
  - ➔ In 2018, CU led 37 percent of the time (**268:07**), having led in the first 11 games of the year; the Buffs trailed in nine for **280:39**.
- ➔ The Buffs averaged **439.2** yards per game in 2016, in part thanks to a school record eight games in a row with **400** or more, with an average **284.6** yards through the air. Colorado has averaged 400 or more yards per game over the course of an entire season 16 times, including three of the last five seasons (417.6 in 2017), with the school record of 495.3 set during the 1994 season. CU was averaging over 400 through 10 games in 2018 but finished just below at 392.6.
  - ➔ CU opened 2019 with 475 yards against Colorado State.
  - ➔ The Buffaloes have averaged over 300 yards passing in a season just once — 303.5 — in 1996, and came close the year before (297.2) and in 1992 (297.4); otherwise, CU has thrown for 250 or more per game just four times, including 2014 and 2016 (254.4).
- ➔ Colorado rarely folds when the opponent is faced with a 3rd-and-20 or longer. Dating back to 1993, opponents are just **5-of-132** on 3rd-and-20 or more. The Buff defense have had streaks of 51 and 30 in this span (Stanford is the last team to convert one, in 2011; the opponent is now **0-of-23** since). The CU offense is **12-of-147** when it's faced with 3rd-and-20 plus in the same span (last converting on a 3rd-&-27 in the Alamo Bowl against Oklahoma State).
- ➔ CU has scored in **8** of **12** quarters and in the one overtime in 2019 (33 of 48 last year, including **15** in a row in one stretch) and in **76** of **108** quarters dating back to the start of the 2017 season).





## TRENDS I

## 1985-PRESENT

Since 1985, when the Buffs returned to their traditional winning ways after six frustrating years from 1978-84, corresponding with coach **Bill McCartney** switching to the wishbone, Colorado is **225-189-4**; in these 417 games spanning the last 35 seasons, CU has posted the following records (including bowls):

|  |          |   |          |
|--|----------|---|----------|
| ◆ with 400-plus yards total offense                          | 133-40-2 | ◆ when holding opponent to 17 points or less          | 128-19-1 |
| ◆ with 500-plus yards total offense                          | 66-12-0  | ◆ when holding opponent under 100 yards rushing       | 110-17-1 |
| ◆ when rushing for 200-plus yards                            | 126-19-1 | ◆ when holding opponent under 300 yards total offense | 105-21-1 |
| ◆ when rushing for 250-plus yards                            | 88- 6-1  | ◆ when scoring first                                  | 147-58-1 |
| ◆ when rushing for 300-plus yards                            | 56- 2-1  | ◆ when leading at halftime                            | 176-34-2 |
| ◆ when rushing and passing for at least 200 yards            | 49- 8-0  | ◆ when leading after three quarters                   | 183-26-3 |
| ◆ when out-rushing the opponent                              | 194-34-3 | ◆ when scoring 30 or more points                      | 145-21-1 |
| ◆ when converting 50 percent or better on 3rd down           | 91-16-1  | ◆ when held to 13 points or less                      | 4-67-0   |
| ◆ when punting three or fewer times                          | 76-29-1  | ◆ when not committing a turnover or allowing a sack   | 19- 3-0  |
| ◆ with zero turnovers (170-83-2 with two or fewer)           | 48-22-2  | ◆ when holding edge in 1st downs & possession time    | 129-38-2 |
| ◆ when scoring 40 or more points (18-2 since joining Pac-12) | 83- 3-0  |   |          |

## TRENDS II

## ASSORTED TIMELINES

A look at some Colorado records in games over assorted periods of time:

## Since Start of 1892 Season (or all-time):

➤ when scoring 43 or more points 124- 2

## Since Start of 2001 Season:

➤ when opponent has under 100 yards rushing (16-3 last 19) 44-16

➤ when opponent scores 17 points or less (21 straight wins) 46- 5

➤ when rushing for 250-plus yards (12-1 300-plus) 29- 2

➤ with 500-plus yards total offense (3-1 with 600-plus) 27- 7

## Since Start of 2013 Season:

➤ when rushing for 200-plus yards 17- 6

➤ when rushing and passing for at least 200 yards 12- 5

➤ when holding opponent under 300 yards total offense 15- 0

➤ with a 100-yard rusher 17- 7

➤ when leading at halftime 22- 8

➤ when scoring 30 or more points 24-10

➤ when leading after three (3-38 trailing, 4-1 tied) 25- 5

## TURNOVER ANALYSIS / TUCKER ERA

Most head coaches believe that when it comes to turnovers, they are one of the single most important factors in winning or losing ball games. Statistics usually back up the argument, thus we will chart the numbers under Mel Tucker. A closer look:

| Tucker Era | Turnovers<br>Committed | Turnovers<br>Forced | +/- | Scoring Off Turnovers<br>PF | PA | +/- |
|------------|------------------------|---------------------|-----|-----------------------------|----|-----|
| 2 WINS     | 2                      | 7                   | +5  | 23                          | 3  | +20 |
| 1 LOSS     | 1                      | 3                   | +2  | 0                           | 0  | 0   |
| 3 GAMES    | 3                      | 10                  | +7  | 23                          | 3  | +20 |

## POST BYE WEEKS

Colorado is **27-22** in games following a bye week since 1948, when the Buffaloes joined the Big Seven Conference; CU stopped playing Denver in an annual Thanksgiving game that year and byes became much rarer. In fact, the Buffs had just five bye weeks between 1948 and 1984 (going 3-2; one was created in 1963 after the assassination of JFK). Since 1985, CU has had at least one bye in 31 of 34 seasons, with two weeks off 11 of those years and one season with three idle Saturdays (2001, due to the Sept. 11 terrorist attacks). CU is **24-20** in games following byes dating back to 1985, which includes a **2-5** mark as a member of the Pac-12 (losing to Arizona State in 2012, at Oregon State in 2013, at USC and Oregon in 2014 and at Utah in 2017; and wins over UCLA in 2016 and 2018).

## TOUCHDOWNS ON FIRST CAREER TOUCH

There are two players on the current CU roster that scored a touchdown on their first career touch. In 2017, **WR Laviska Shenault** joined the club when he picked up a fumble on punt return duty and raced 55 yards for a score. In 2018, **WR Daniel Arias** caught a 37-yard pass from QB Steven Montez to become the 16th known player to do so in CU history (he did so in his hometown, making it even more special). Not including those players whose first career interception were returned for scores (*see page 37*), here's a list of known players in CU history that scored a TD the first time they touched the football:

| Player           | Date           | Opponent           | Score   | How                         | Player            | Date           | Opponent       | Score   | How                        |
|------------------|----------------|--------------------|---------|-----------------------------|-------------------|----------------|----------------|---------|----------------------------|
| Lamar Meyer      | Sept. 18, 1954 | DRAKE              | W 61-0  | 26 pass from Frank Bernardi | James Kidd        | Sept. 11, 1993 | BAYLOR         | W 45-21 | 25 pass from Vance Joseph  |
| Gerry Leahy      | Sept. 25, 1954 | COLORADO ST.       | W 46-0  | 8 pass from Homer Scott     | Jeremy Bloom      | Aug. 31, 2002  | Colorado State | L 14-19 | 75 punt return             |
| Leon Mavity      | Sept. 30, 1961 | OKLAHOMA ST.       | W 24-0  | 60 yard punt return         | DaVaughn Thornton | Nov. 6, 2010   | at Kansas      | L 45-52 | 12 pass from Cody Hawkins  |
| Chuck Morris     | Nov. 25, 1961  | IOWA STATE         | W 34-0  | 12 pass from Pat Young      | Scott Fernandez   | Nov. 10, 2012  | at Arizona     | L 31-56 | 71 pass from Connor Wood   |
| Roger Wissmiller | Oct. 20, 1962  | at Iowa State      | L 19-57 | 2 pass from Frank Cesarek   | Jay MacIntyre     | Sept. 26, 2015 | NICHOLLS STATE | W 48-0  | 38 pass from Sefo Liufau   |
| Larry Ferguson   | Sept. 15, 1973 | at Louisiana State | L 6-17  | 37 run                      | Kabion Ento       | Sept. 10, 2016 | IDAHO STATE    | W 56-7  | 69 pass from Steven Montez |
| Mike Kerin       | Sept. 27, 1975 | WICHITA STATE      | W 52-0  | 32 pass from Jeff Austin    | Laviska Shenault  | Sept. 9, 2017  | TEXAS STATE    | W 37-3  | 55 punt return             |
| Craig Keenan     | Sept. 25, 1982 | WYOMING            | L 10-24 | 1 run                       | Daniel Arias      | Oct. 20, 2018  | at Washington  | L 13-27 | 27 pass from Steven Montez |

## SOUTH PARK RALPHIE INTRO

Most know that the creators of Comedy Central's popular *South Park* are University of Colorado alums: **Trey Parker**, **Matt Stone** and animator **Eric Stough**. Trey voices **Eric Cartman**, he teamed with Eric this summer to create a short (roughly 20 seconds) vignette that debuted during the countdown to kickoff prior to the 2014 Arizona State game. It's been a hit since, especially among the CU student section. Cartman is seen in his usual garb and he introduced Ralphie before the real buffalo led the Buffs on the field.







## 2019 ANNIVERSARIES

The annual listing of what happened years ago, or anniversaries of 5, 10 and 25-year increments:

- 1904** (Oct. 8) Considered one of the biggest wins in the 15-year history of the program, Colorado beats Nebraska in Boulder, 6-0. The game ball remains on display at CU's Heritage Center on campus (third floor of Old Main).
- 1909** Colorado finished 6-0 the first of three in a row to do so while establishing the school's all-time winning streak of 21 games between 1908 and 1912. CU squeezes by the State Prep School and an Alumni squad, both by 3-0 scores, but follow those up with routs over Colorado A&M (57-0) and New Mexico (53-0) before closing with road wins over Colorado College (9-0) and Colorado Mines (16-0).
- 1914** The 105th anniversary of a 5-1 Colorado team, the next-to-last squad that **Fred Folsom** would coach in Boulder, but what would be his last winner (CU went 1-6 in his final year in 1915).
- 1924** (Oct. 11) The 95th anniversary of the first game at Colorado Stadium (now Folsom Field), a 39-0 win over Regis. Colorado says goodbye to Gamble Field the previous Saturday with a 21-0 romp over Western State on its way to an 8-1-1 record, which included its first overseas games—two in Hawai'i.
- 1934** (Nov. 10) The 85th anniversary of CU's 7-6 win over Utah, snapping a nine-game losing streak at the time against its conference archrival. It's the first game that the school is known as the "Buffaloes" following a contest in the school newspaper to come up with a permanent nickname. In the 7-0 win at Denver on Thanksgiving Day, the foundation for future Ralphie's is laid down when students rent a buffalo calf and more or less control it on the sidelines during the win.
- 1939** The Buffaloes open 0-3, but would go on and post their best finish after such a start, rallying to win five in a row to finish 5-3 and win their first Mountain States Conference title.
- 1949** (Oct. 29) The 70th anniversary of perhaps the wackiest game in CU history when it comes to the weather. In a 14-7 homecoming win over Utah, the temperature was 61 degrees at its 2 p.m. kickoff with clear skies. It was overcast by halftime, and by the end of the game, the field was covered in six inches of snow.
- 1954** The 65th anniversary of one of the most prolific rushing offenses in Colorado history, the unit averaging 316 yards per game, ranking third in the nation. **John Bayuk** (824 yards), **Frank Bernardi** (668), **Carroll Hardy** (642), **Homer Jenkins** (446) and **Emerson Wilson** (419) combine to average 6.8 yards per carry and 31 touchdowns in CU's 7-2-1 season.
- 1959** The 60th anniversary of Sonny Grandelius' first season as CU coach, as well as what tied for the second-largest comeback in school history, a 21-20 win over Missouri on Halloween (Oct. 31). Trailing 20-6 with 13:05 left, **Gale Weidner** threw one touchdown pass (12 yards to **Jerry Hillebrand**), completed a 2-point pass to Jim Counter, and then ran in the game-tying score himself with 6:15 left; **Boyd Dowler** converted the PAT kick for the winning margin.
- 1964** The 55th anniversary of **Eddie Crowder's** second CU team; though it repeated with a 2-8 record with one fewer win in Big 8 play, observers could see the future: in 1963, Colorado's five league losses came by a combined 132 points; in '64, this six by 39 (including four by a total of 12).
- 1969** The Buffs cap an 8-3 season with an emotional 47-33 win over Alabama in the Liberty Bowl, where CU had to put up with racial slurs from some Alabama fans because Colorado had African-American players, including tri-captain **Bill Collins**, while the Crimson Tide were not integrated at the time. **Bobby Anderson** is moved from quarterback to tailback the third game of the season and goes on to earn All-America honors. On Oct. 25, the Buffs topple No. 5 Missouri, 31-24 in Boulder, the Tigers' lone conference loss of the year. The '69 team will be honored this year at the Arizona game (Oct. 6).
- 1974** (Oct. 5) The last meeting between Front Range rivals Colorado and Air Force, won by the Buffs, 28-27 at the USAFA. CU leads the all-time series 12-4, but won nine of the last 10 by an average margin of 19 points. The series finally resumes some 45 years later this September in Boulder.
- 1979** (Sept. 8) The 40th anniversary of the Colorado-Oregon game being the first college football game televised on ESPN (tape delay). It was also the first game of the short tenure as Colorado head coach by **Chuck Fairbanks**.
- 1984** (Sept. 15) The 35th anniversary marking the severe brain injury to CU tight end **Ed Reinhardt**, who was in a coma for a month after being hurt in the final two minutes of CU's 27-20 loss at Oregon. Reinhardt had caught 10 passes in the season opener the previous week against Michigan State and was the nation's leading receiver, despite CU's new two-tight offense being revealed by the *Denver Post* in one of those weak "public's right to know" defenses. CU is never the same after the injury and fights its way through a 1-10 season.
- 1989** Following Colorado's first 11-0 regular season in school history and No. 1 national ranking, the Buffaloes play for the national championship in the Orange Bowl against No. 4 Notre Dame, but come up short, 21-6. The Buffs dedicated the season to fallen quarterback **Sal Aunese**, who died on Sept. 23 after a six month battle with stomach cancer. His replacement, **Darian Hagan**, leads the team to the first of three straight undefeated seasons in Big 8 conference play and finishes fifth in the balloting for the Heisman Trophy. The season is defined with back-to-back wins at Oklahoma (20-3) and then over No. 3 Nebraska (27-21).
- 1994** The 25th anniversary of "The Catch," (CU's 27-26 win at Michigan); of **Rashaan Salaam** winning the first Heisman Trophy by a Buff (Dec. 10); of **Chris Hudson** winning the Thorpe Award (Dec. 8); of Salaam going over 2,000 yards for the season against Iowa State (Nov. 19); of **Kordell Stewart** becoming the Big 8's all-time total offense leader (also Nov. 19); of **Bill McCartney** retiring as CU's head coach (also Nov. 19); and of CU's 11-1 season which saw the Buffs finish as the No. 3 team in the country.
- 1999** The 20th anniversary of **Gary Barnett** returning to head the program where he spent nine seasons as an assistant (1983-91); along the way, CU defeats at least one ranked opponent for a 12th straight season, plays in and wins its first overtime game in its history (46-39 over Missouri) and a monster bowl win (62-36 over Boston College in the Insight.com Bowl) extends CU's bowl winning streak to a nation's best six games.
- 2004** (Oct. 16) **Mason Crosby** kicked CU's school record 60-yard field goal in a 19-14 win over Iowa State. And 10 years after "The Catch," **Joel Klatt** and **Ron Monteilh** hook up for the exact same distance—64 yards—with five seconds left to give CU a 38-31 win over Kansas State. Colorado, 1-4 in league play entering November, won its last three Big 12 games in rallying to win the Big 12 North Division.
- 2009** (Oct. 17) One of the few highlights in an otherwise disappointing season, CU defeated No. 17 Kansas, 34-30, in a thriller at Folsom Field. It stood as the last win over a ranked team by the Buffaloes for seven years.
- 2014** In a season where there wasn't much to celebrate (2-10, 0-9 in the Pac-12), **Nelson Spruce** had an outstanding year in catching a school-record 106 passes, the first to make 100 or more in a season at Colorado. Four of the league losses were by a combined 15 points, including a 59-56 loss at Cal in two overtimes.

## BUFFS ON ESPN'S GAMEDAY

Colorado has hosted ESPN's College GameDay three times (Sept. 23, 1995 vs. Texas A&M, Oct. 28, 1995 vs. Nebraska, Sept. 14, 1996 vs. Michigan); the Buffs have been the visiting team on three occasions as well (Oct. 29, 1994 at Nebraska, Sept. 30, 1995 at Oklahoma, Sept. 13, 1997 at Michigan).

**COLORADO BY THE NUMBERS ALL-TIME HISTORIC**

- 7-9** Colorado's record in overtime games (**1-1** in 2019);
- 8** The number of Buffaloes enshrined in the College Football Hall of Fame (six players: Byron White, Joe Romig, Dick Anderson, Bobby Anderson, Alfred Williams, John Wooten, Herb Orvis (to be inducted this December); and one coach: Bill McCartney).
- 16** The number of career interceptions by CU's all-time leader, **S John Stearns** (1970-72).
- 19-3** Colorado's record in games since 1972 when not committing a turnover or allowing a quarterback sack (**1-0** in 2019).
- 29** The number of national championships CU has won in its athletic history: 20 skiing, 8 cross country (5 men's/3 women's), 1 football.
- 30** The number of tackles by **LB Jeff Geiser** against Kansas State on Nov. 24, 1973, CU's single game record (5 solo, 25 assists).
- 30** The number of states CU has played a football game in with the most recent addition of Massachusetts in 2014.
- 35** The number of career quarterback sacks by CU's all-time leader, **OLB Alfred Williams** (1987-90).
- 36-11** Colorado's record in games in its history when it has had a 100-yard rusher and a 100-yard receiver in the same game.
- 42-30** Colorado's all-time record in games decided by one (27-17) or two (15-13) points.
- 54** The number of all-time players who have rushed for 1,000 or more yards in a CU uniform (seventh in the NCAA).
- 54-23** Colorado's record in games against unranked teams in the month of November, dating back to 1989.
- 60** The length of the school record field goal **PK Mason Crosby** made against Iowa State in 2004.
- 62-36** The final score of CU's 2001 win over BCS No. 1 Nebraska, which earned the Buffs the Big 12 North title.
- 64** The length of the pass from **QB Kordell Stewart** to **WR Michael Westbrook** (via **WR Blake Anderson** tip), known as "The Catch" at Michigan.
- 67** The length of **TB Charlie Davis'** TD run against Oklahoma State on Nov. 13, 1971, one that put him over the 1,000-yard mark for the season.
- 67** The length of **TB Rashaan Salaam's** TD run against Iowa State on Nov. 19, 1994, one that put him over the 2,000-yard mark for the season.
- 69** The number of wins Colorado has over teams ranked in the Associated Press weekly polls (23rd most all-time; **46** since 1989, 20th most).
- 72** The number of yards that 64-yard pass was in the air, thrown from the CU 32 to four yards deep in the end zone to rally CU to a 27-26 win.
- 78-15-4** Colorado's record in games from 1989-96, the nation's fourth best overall record in the nation during that time frame.
- 93** The number of wins by Bill McCartney, CU's all-time winningest coach (93-55-5, 1982-94).
- 198, 6** The number of rushing yards and touchdowns, respectively, by **TB Chris Brown** against Nebraska on Nov. 23, 2001 in CU's 62-36 win.
- 235-9** Colorado's all-time record in games when it has scored 35 or more points (**325-27-1** with 30 or more points, with **124-2** with 43 or more).
- 239** The number of players from CU who have played in the National Football League, a top 20 figure nationally.
- 242** The number of consecutive games Colorado scored in between 1988 and 2008, the ninth-longest all-time in Division I football.
- 279** The number of national or regional regular season games CU has had on television since 1990, one of the top 10 figures in the nation.
- 284** The number of receiving yards by **WR Paul Richardson** (vs. California, Sept. 10, 2011), breaking the old mark of **222** first set by **WR Walter Stanley** (vs. Texas Tech, Sept. 12, 1981) and then matched by **WR Rae Carruth** (at Missouri, Nov. 2, 1996).
- 294** The number of career receptions by CU's all-time reception leader, **WR Nelson Spruce** (2012-15).
- 304** The number of times Colorado has been ranked in the Associated Press weekly poll (26th most all-time).
- 307** The number of career points by CU's all-time scoring leader, **PK Mason Crosby** (2003-06).
- 316** The number of wins Colorado has at Folsom Field since it opened on Oct. 1, 1924 (**502** games: **316-176-10**).
- 342** The number of rushing yards by **TB Charlie Davis** against Oklahoma State on Nov. 13, 1971, CU's single-game rushing record.
- 362** The number of all-purpose yards by **TB Rashaan Salaam** at Texas on Oct. 1, 1994, CU's single-game record (317 rushing, 45 receiving).
- 408** The number of home wins Colorado has in its history (combined between campus fields, Gamble Field and Folsom Field).
- 465** The number of passing yards by **QB Mike Moschetti** against San Jose State on Sept. 11, 1999, CU's single-game passing record.
- 486** The number of games announcer **Larry Zimmer** called on the radio for the Buffaloes, the most by anyone in CU history (retired after 2015).
- 493** The number of career tackles by CU's all-time leading tackler, **ILB Barry Remington** (1982-86).
- 533** The number of passing yards against Northeast Louisiana on Sept. 16, 1995, CU's single-game record.
- 551** The number of rushing yards at Arizona on Oct. 11, 1958, CU's single-game record.
- 707** The number of wins Colorado has in its history (25th most all-time).
- 767** The number of yards of total offense against San Jose State on Sept. 11, 1999, CU's single-game record.
- 1,149** The number of receiving yards by **WR Charles Johnson** in 1992, CU's single-season record.
- 1,252** The number of games Colorado has played in its history (130 seasons of intercollegiate football).
- 2,055** The number of rushing yards **TB Rashaan Salaam** had in 1994 (the fourth at the time with a 2,000-yard season), on his way to the Heisman.
- 3,156** The number of passing yards by **QB Koy Detmer** in 1996, CU's single-season record.
- 3,347** The number of career yards by CU's all-time receiving leader, **WR Nelson Spruce** (2012-15).
- 3,940** The number of career yards by CU's all-time rushing leader, **TB Eric Bieniemy** (1987-90).
- 5,345** The elevation in feet of CU's Folsom Field (field level), the third highest stadium elevation in the FBS (behind Wyoming and Air Force).
- 9,568** The number of career passing yards by CU's all-time passing leader, **QB Sefo Liufau** (2013-16).
- 10,509** The number of career yards by CU's all-time total offense leader, **QB Sefo Liufau** (2013-16).

**MONTHLY TAB**

Colorado is **70-41** in its last **111** September games, a pretty decent record considering the quality of non-conference schedule CU almost annually plays. The Buffs are **59-60-2** in their last **121** October games dating back to 1989 and are **61-54-1** in its last **115** November games (**55-42** against all-comers aside from Nebraska, going 6-12-1 against NU in turkey month, and **54-23** against unranked teams; in 2016, Colorado was **4-0** in November for the first time since 1975). The Buffs are **5-9** in December games since 1993, including bowls, and are **4-3-1** in August games in its history.

**PAC-12 BOWL AGREEMENTS FOR 2019**

Here are the Pac-12 bowl agreements that were signed in 2014 and run through the 2020 season; the conference's lineup for the 2019 bowl season:

- # 1 Rose Bowl presented by Northwestern Mutual (Pasadena; Jan. 1, vs. Big Ten; if in CFP semifinal; otherwise, see below).  
 # 2 Valero Alamo (San Antonio; Dec. 31 vs. Big 12)  
 # 3 San Diego County Credit Union Holiday (Dec. 27 vs. Big Ten)

- # 4 San Francisco (Santa Clara; Dec. 30 vs. Big Ten)  
 # 5 Hyundai Sun (El Paso; Dec. 31 vs. ACC/Notre Dame)  
 # 6 Mitsubishi Motors Las Vegas (Dec. 21 vs. MW or BYU)  
 # 7 Cheez-It (Phoenix; Dec. 27 vs. Big 12)

**Note:** If the Pac-12 champion is in the top four of the College Football Playoff poll following the 2019 season it would play in either the Fiesta or Peach bowls as a participant in the CFP semifinals. If the champion is not among those four, it will play in the Rose.

**RANKED "UNDEFEATEDS" FALL AT FOLSOM**

Eleven ranked, undefeated teams have lost their "0" in the loss column at Folsom Field since 1989. The last was Kansas in 2009, as the Jayhawks (5-0) hit town ranked No. 17 and lost 34-30. In 2007, Oklahoma (4-0) rolled in ranked No. 3 and left with a 27-24 setback; in 2002, Kansas State came to Boulder ranked No. 13 at 4-0 and lost, 35-31. Two bit the dust in 2001: Nebraska (11-0, No. 1 in the BCS and No. 2 in the polls) fell 62-36 game to the Buffs, as did Texas A & M (5-0, No. 20), 31-21. In 1998, No. 22 Texas Tech (6-0) lost 19-17; in 1995, No. 3 Texas A&M (2-0) lost, 29-21; in 1994, No. 10 Wisconsin (2-0) was crushed, 55-17; and in 1990, No. 12 Washington (3-0) left a 20-14 loser. In 1989, No. 10 Illinois (2-0) lost 38-7 and No. 3 Nebraska (8-0) fell, 27-21. *(Not included is a 43-10 win over No. 23-FCS Charleston Southern in 2013, which came to Boulder with a 7-0 mark.)*

**STREAKING**

Colorado has active multiple win streaks going against 11 Division I-A schools. The list: 5—Colorado State; 4—San Jose State; 3—Minnesota, Utah State, Wyoming; 2—Iowa, Louisiana-Monroe, Massachusetts, Nebraska and Notre Dame. CU's longest current losing streaks are to Southern California (13), Washington (9), Missouri and Texas (5), and LSU, Michigan, Ohio State and Oklahoma State (3).

**THE PRIMO TWENTY-FOUR**

Colorado is one of just 24 schools in I-A/FBS history to be able to make the claim of winning (or sharing) a national championship and also having a Heisman Trophy winner. The criteria for national championship consideration included those crowned by the *Associated Press*, the coaches, the BCS and the CFP; 30 total schools at one point in the past have been able to claim the throne. This prestigious short list (Alabama is the latest to join, doing so in 2009):

| School          | National Championships             | Heisman Trophies | School      | National Championships    | Heisman Trophies         |
|-----------------|------------------------------------|------------------|-------------|---------------------------|--------------------------|
| Alabama         | 1961-64-65-73-78-79-92-09-11-12-15 | 2009-15          | Nebraska    | 1970-71-94-95-97          | 1972-83-2001             |
| Army            | 1944-45                            | 1945-46-58       | Notre Dame  | 1943-46-47-49-66-73-77-88 | 1943-47-49-53-56-64-87   |
| Auburn          | 1957-2010                          | 1971-85-2010     | Ohio State  | 1942-54-57-68-2002        | 1944-50-55-74-75-95-2006 |
| Brigham Young   | 1984                               | 1990             | Oklahoma    | 1950-55-56-74-75-85-2000  | 1952-69-78-2003-08-17-18 |
| <b>Colorado</b> | <b>1990</b>                        | <b>1994</b>      | Penn State  | 1982-86                   | 1973                     |
| Florida         | 1996-2006-08                       | 1966-96-2007     | Pittsburgh  | 1937-76                   | 1976                     |
| Florida State   | 1993-99-2013                       | 1993-2000-13     | Syracuse    | 1959                      | 1961                     |
| Georgia         | 1980                               | 1942-82          | Texas       | 1963-69-70-2005           | 1977-98                  |
| Louisiana State | 1958-2003                          | 1959             | Texas A & M | 1939                      | 1957-2012                |
| Miami, Fla.     | 1983-87-89-91-2001                 | 1986-92          | TCU         | 1938                      | 1938                     |
| Michigan        | 1948-97                            | 1940-91-97       | UCLA        | 1954                      | 1967                     |
| Minnesota       | 1936-40-60                         | 1941             | USC         | 1962-67-72-74-78-2003-04  | 1965-68-79-81-2002-04-05 |

Schools with national championships and no Heisman winner are Michigan State (2), Tennessee (2) and Clemson, Georgia Tech, Maryland and Washington (all 1).

**THE BUFFS & COLLEGE FOOTBALL HARDWARE**

Colorado is in an elite group when it comes to claiming college football's prestigious trophies dating back to the 1990 season. A proliferation of awards has emerged since the late 1980s, and the Buffs are near the top of the list when it comes to collecting these statues. CU has had seven different players win nine trophies over the last 29 seasons (1990-2018), the 18th most nationally when it comes to trophies (and tied for 17th as well in the number of *different* players who have been honored). The below postseason "hardware" count includes the Heisman Trophy and the Lombardi, Maxwell, Walter Camp, Butkus, Thorpe, O'Brien, Unitas, Groza, Biletnikoff, Doak Walker, Nagurski, Bednarik, Mackey, Tatupu (defunct), Ray Guy, Rimington, Lott, Hendricks, Hornung and Bullworth (on-field player awards only—for example, if the Draddy/Campbell was included, CU would have one more on each list; so players only, no coaches, no "fad" awards around for a year or two, and no Disney Spirit, Orange Bowl Courage, etc. awards). The list of schools that have had winners between 1990 and 2018 (players only; LSU and Michigan players shared the 2004 Rimington Award and thus were both compensated for in the trophy count):

| School          | Players Trophies | School          | Players Trophies | School        | Players Trophies | School           | Players Trophies |
|-----------------|------------------|-----------------|------------------|---------------|------------------|------------------|------------------|
| Alabama         | 22 31            | Georgia         | 7 10             | Utah          | 5 5              | Washington State | 3 3              |
| Oklahoma        | 16 27            | Stanford        | 7 10             | TCU           | 4 5              | Illinois         | 3 3              |
| Ohio State      | 14 23            | UCLA            | 8 9              | Washington    | 4 5              | Memphis          | 3 3              |
| Texas           | 12 23            | <b>COLORADO</b> | <b>7 9</b>       | Arizona State | 3 5              | Michigan State   | 3 3              |
| Florida State   | 12 22            | Arizona         | 6 9              | Baylor        | 3 5              | Oregon State     | 3 3              |
| Michigan        | 10 18            | Clemson         | 7 8              | Tennessee     | 3 5              | Louisiana Tech   | 2 3              |
| Penn State      | 10 18            | Texas A&M       | 7 8              | Brigham Young | 2 5              | Maryland         | 2 3              |
| Miami, Fla.     | 9 17             | Louisville      | 5 8              | Georgia Tech  | 4 4              | Virginia Tech    | 2 3              |
| Florida         | 8 15             | Auburn          | 4 7              | Kansas State  | 4 4              | California       | 2 2              |
| Notre Dame      | 8 15             | Oregon          | 3 7              | Purdue        | 4 4              | Missouri         | 2 2              |
| Wisconsin       | 11 14            | Pittsburgh      | 3 7              | Minnesota     | 3 4              | Tulane           | 2 2              |
| Nebraska        | 9 14             | Oklahoma State  | 6 6              | Mississippi   | 3 4              | Virginia         | 2 2              |
| USC             | 8 13             | Arkansas        | 4 6              | N.C. State    | 3 4              | Wake Forest      | 2 2              |
| Louisiana State | 8 12             | Boston College  | 3 6              | Kentucky      | 2 4              | West Virginia    | 2 2              |
| Iowa            | 10 10            | Texas Tech      | 5 5              | Northwestern  | 1 4              | North Carolina   | 1 2              |



## 2019 OPPONENT SCHEDULES &amp; RESULTS

## COLORADO STATE (1-2)

|      |                   |    |
|------|-------------------|----|
| 31   | Colorado (Denver) | 52 |
| 38   | WESTERN ILLINOIS  | 13 |
| 34   | at Arkansas       | 55 |
| S 21 | TOLEDO            |    |
| S 28 | at Utah State     |    |
| O 5  | SAN DIEGO STATE   |    |
| O 11 | at New Mexico     |    |
| O 26 | at Fresno State   |    |
| N 2  | NEVADA-LAS VEGAS  |    |
| N 16 | AIR FORCE         |    |
| N 22 | at Wyoming        |    |
| N 29 | BOISE STATE       |    |

## NEBRASKA (2-1)

|      |                   |    |
|------|-------------------|----|
| 35   | SOUTH ALABAMA     | 21 |
| 31   | at Colorado (OT)  | 34 |
| 8    | NORTHERN ILLINOIS | 44 |
| S 21 | at Illinois       |    |
| S 28 | OHIO STATE        |    |
| O 5  | NORTHWESTERN      |    |
| O 12 | at Minnesota      |    |
| O 26 | INDIANA           |    |
| N 2  | at Purdue         |    |
| N 16 | WISCONSIN         |    |
| N 23 | at Maryland       |    |
| N 29 | IOWA              |    |

## AIR FORCE (2-0)

|      |                   |    |
|------|-------------------|----|
| 48   | COLGATE           | 7  |
| 30   | at Colorado (OT)  | 23 |
| S 21 | at Boise State    |    |
| S 27 | SAN JOSE STATE    |    |
| O 5  | at Navy           |    |
| O 12 | FRESNO STATE      |    |
| O 19 | at Hawai'i        |    |
| O 26 | UTAH STATE        |    |
| N 2  | ARMY              |    |
| N 9  | at New Mexico     |    |
| N 16 | at Colorado State |    |
| N 30 | WYOMING           |    |

## ARIZONA STATE (3-0)

|      |                     |   |
|------|---------------------|---|
| 30   | KENT STATE          | 7 |
| 19   | SACRAMENTO STATE    | 7 |
| 10   | at Michigan State   | 7 |
| S 21 | COLORADO            |   |
| S 27 | at California       |   |
| O 12 | WASHINGTON STATE    |   |
| O 19 | at Utah             |   |
| O 26 | at UCLA             |   |
| N 9  | SOUTHERN CALIFORNIA |   |
| N 16 | at Oregon State     |   |
| N 23 | OREGON              |   |
| N 30 | ARIZONA             |   |

## ARIZONA (2-1)

|      |                        |    |
|------|------------------------|----|
| 38   | at Hawai'i             | 45 |
| 65   | NORTHERN ARIZONA       | 41 |
| 28   | TEXAS TECH             | 14 |
| S 28 | UCLA                   |    |
| O 5  | at Colorado            |    |
| O 12 | WASHINGTON             |    |
| O 19 | at Southern California |    |
| O 26 | at Stanford            |    |
| N 2  | OREGON STATE           |    |
| N 16 | at Oregon              |    |
| N 23 | UTAH                   |    |
| N 30 | at Arizona State       |    |

## OREGON (2-1)

|      |                        |    |
|------|------------------------|----|
| 21   | Auburn (Arlington)     | 27 |
| 77   | NEVADA                 | 6  |
| 35   | MONTANA                | 3  |
| S 21 | at Stanford            |    |
| O 5  | CALIFORNIA             |    |
| O 11 | COLORADO               |    |
| O 19 | at Washington          |    |
| O 26 | WASHINGTON STATE       |    |
| N 2  | at Southern California |    |
| N 16 | ARIZONA                |    |
| N 23 | at Arizona State       |    |
| N 30 | OREGON STATE           |    |

## WASHINGTON ST. (3-0)

|      |                   |    |
|------|-------------------|----|
| 58   | NEW MEXICO STATE  | 7  |
| 59   | NORTHERN COLORADO | 17 |
| 31   | at Houston        | 24 |
| S 21 | UCLA              |    |
| S 28 | at Utah           |    |
| O 12 | at Arizona State  |    |
| O 19 | COLORADO          |    |
| O 26 | at Oregon         |    |
| N 9  | at California     |    |
| N 16 | STANFORD          |    |
| N 23 | OREGON STATE      |    |
| N 29 | at Washington     |    |

## SOUTHERN CAL (2-1)

|      |                       |    |
|------|-----------------------|----|
| 31   | FRESNO STATE          | 23 |
| 45   | STANFORD              | 20 |
| 27   | at Brigham Young (OT) | 30 |
| S 20 | UTAH                  |    |
| S 28 | at Washington         |    |
| O 12 | Notre Dame            |    |
| O 19 | ARIZONA               |    |
| O 25 | at Colorado           |    |
| N 2  | OREGON                |    |
| N 9  | at Arizona State      |    |
| N 16 | at California         |    |
| N 23 | UCLA                  |    |

## UCLA (0-3)

|      |                        |    |
|------|------------------------|----|
| 14   | at Cincinnati          | 24 |
| 14   | SAN DIEGO STATE        | 23 |
| 14   | OKLAHOMA               | 48 |
| S 21 | at Washington State    |    |
| S 28 | at Arizona             |    |
| O 5  | OREGON STATE           |    |
| O 17 | at Stanford            |    |
| O 26 | ARIZONA STATE          |    |
| N 2  | COLORADO               |    |
| N 16 | at Utah                |    |
| N 23 | at Southern California |    |
| N 30 | CALIFORNIA             |    |

## STANFORD (1-2)

|      |                        |    |
|------|------------------------|----|
| 17   | NORTHWESTERN           | 7  |
| 20   | at Southern California | 45 |
| 27   | at UCF                 | 45 |
| S 21 | OREGON                 |    |
| S 28 | at Oregon State        |    |
| O 5  | WASHINGTON             |    |
| O 17 | UCLA                   |    |
| O 26 | ARIZONA                |    |
| N 9  | at Colorado            |    |
| N 16 | at Washington          |    |
| N 23 | CALIFORNIA             |    |
| N 30 | NOTRE DAME             |    |

## WASHINGTON (2-1)

|      |                     |    |
|------|---------------------|----|
| 47   | EASTERN WASHINGTON  | 14 |
| 19   | CALIFORNIA          | 20 |
| 55   | HAWAII              | 20 |
| S 21 | at Brigham Young    |    |
| S 28 | SOUTHERN CALIFORNIA |    |
| O 5  | at Stanford         |    |
| O 12 | at Arizona State    |    |
| O 19 | OREGON              |    |
| N 2  | UTAH                |    |
| N 8  | at Oregon State     |    |
| N 23 | at Colorado         |    |
| N 29 | WASHINGTON STATE    |    |

## UTAH (3-0)

|      |                        |    |
|------|------------------------|----|
| 30   | at Brigham Young       | 12 |
| 35   | NORTHERN ILLINOIS      | 17 |
| 31   | IDAHO STATE            | 0  |
| S 20 | at Southern California |    |
| S 28 | WASHINGTON STATE       |    |
| O 12 | at Oregon State        |    |
| O 19 | ARIZONA STATE          |    |
| O 26 | CALIFORNIA             |    |
| N 2  | at Washington          |    |
| N 16 | UCLA                   |    |
| N 23 | at Arizona             |    |
| N 30 | COLORADO               |    |

KEY: ◆—Pac-12 Conference game; □—Mountain West game; ◇—Big Ten Conference game.

## OPPONENTS &amp; 2019 SCHEDULE TIDBITS

The 12 opponents on the 2019 Colorado schedule combined for an **80-72** record in 2018 (52.6 winning percentage); six teams earned bowl invitations and four won 9 or more games.

- The Buffaloes opened on a weeknight for the sixth straight season (2015 in Honolulu, and 2014, 2016, 2017, 2018 and 2019 in Denver); the Buffs opened the 2013 season on a Sunday, so Colorado has not opened a season on a Saturday since 2012. Mel Tucker became only the second of 26 head coaches at Colorado to open his career on a non-Saturday.
- **Friday Night Lights.** The Buffaloes will play on three Friday nights this fall, once at home (against USC on Oct. 25), once on the road (at Oregon on Oct. 11) and once at a neutral site (the season opener on Aug. 30 against Colorado State in Denver). It will mark just the second time in 130 seasons that the Buffaloes will play three regular season games on a Friday, and for the second year in a row at that; it's just the third time the Buffs will have as many as three non-Saturday games in the same regular season as well: in 2009, the Buffs played five: two on a Thursday, two on a Friday and one on a Sunday.
- The two other Division I/FBS schools in the state, Air Force and Colorado, appear on the CU schedule for just the second time, and for the first time since 1958 (or 61 years ago). Back then and unbeknownst to all at the time, it was the last time that CU and CSU would play until the rivalry was revived in 1983; that season also marked the first-ever meeting between the Buffaloes and Air Force, as the Falcons' program was born just three years earlier in 1955 (when they played just a freshmen schedule); but by '58, AFA would go 9-0-2 and tie TCU (0-0) in the Cotton Bowl. CSU defeated CU, 15-14 and Air Force got the best of the Buffs, 20-14; with both games in Boulder, they wound up being the last two under coach Dal Ward, who was let go when the team finished 6-4, losing four of its last five after opening 5-0 and rising to No. 9 in the nation.
- Air Force, Stanford and Washington all have byes the week before playing Colorado this fall; the Buffs do have the same week off prior to hosting Washington on Nov. 23, and will be off on Sept. 28 when Arizona hosts UCLA before traveling to Boulder on Oct. 5.
- Colorado will travel **7,014** miles round-trip for its non-Boulder games in 2019: CSU (Denver, 60), Arizona State (Tempe, 1,178), Oregon (Eugene, 1,916), Washington State (Pullman, 1,512), UCLA (Pasadena, 1,636) and Utah (Salt Lake City, 712). CU traveled **8,028** miles in 2018, **7,086** in 2017 and **11,704** in 2016 (two extra games).
- With three Friday night affairs, Colorado will have had at least one regular season game on a non-Saturday for the 24th straight season; the Buffs had played the Friday after Thanksgiving from 1996 through 2012, a span of 17 seasons (Nebraska 1995-2010, Utah 2011-12). But starting in 2013, the game with the Utes has been passed on by the Pac-12's television partners for Friday airing.
- **Pac-12 Conference** regular season misses: The Buffaloes will not play California or Oregon State in 2019 (replaced by Oregon and Stanford, both of whom CU last played in 2016). CU hosts Stanford and will travel to Oregon, with the reverse in the 2020 season. Cal and OSU will return to the CU schedule in 2021, at which time the Buffs will have a two-year hiatus from playing Stanford and Washington State.





**2019 PAC-12 COMPOSITE SCHEDULE & RESULTS****Week Zero (Aug. 24)**

HAWAII 45, Arizona 38

**Week One (Aug. 29-31)**

(Aug. 29) CINCINNATI 24, UCLA 14

(Aug. 29) ARIZONA STATE 30, Kent State 7

(Aug. 29) Utah 30, BRIGHAM YOUNG 12

(Aug. 30) Colorado 52, Colorado State 31 (at Denver)

(Aug. 30) Oklahoma St. at OREGON STATE 36

Auburn 27, Oregon 21 (at Arlington)

CALIFORNIA 27, UC Davis 13

SOUTHERN CALIFORNIA 31, Fresno State 23

STANFORD 17, Northwestern 7

WASHINGTON 47, Eastern Washington 14

WASHINGTON STATE 58, New Mexico State 7

**Week Two (Sept. 6-7)**

(Sept. 6) ARIZONA STATE 19, Sacramento State 7

COLORADO 34, Nebraska 31 (OT)

\*California 20, WASHINGTON 19

\*SOUTHERN CALIFORNIA 45, Stanford 20

ARIZONA 65, Northern Arizona 41

HAWAII 31, Oregon State 28

OREGON 77, Nevada 6

San Diego State 23, UCLA 14

UTAH 35, Northern Illinois 17

WASHINGTON STATE 59, Northern Colorado 17

**Week Three (Sept. 13-14)**

(Sept. 13) Washington State 31, HOUSTON 24

Air Force 30, COLORADO 23 (OT)

ARIZONA 28, Texas Tech 14

Arizona State 10, MICHIGAN STATE 7

BRIGHAM YOUNG 30, Southern California 27 (OT)

CALIFORNIA 23, North Texas 17

CENTRAL FLORIDA 45, Stanford 27

OREGON STATE 45, Cal Poly 7

Oklahoma 48, UCLA 14

OREGON 35, Montana 3

UTAH 31, Idaho State 0

WASHINGTON 52, Hawaii 20

**Week Four (Sept. 20-21)**

(Sept. 20) \*Utah at USC (FS-1), 7:00 p.m.

\*Colorado at Arizona State (PAC12), 8:10 p.m.

California at Mississippi (ESPN), 10:00 a.m.

Washington at Brigham Young (ABC/ESPN), 1:30 p.m.

\*Oregon at Stanford (ESPN), 5:00 p.m.

\*UCLA at Washington State (ESPN), 8:30 p.m.

**Week Five (Sept. 27-28)**

(Sept. 27) \*Arizona St. at California (ESPN), 8:30 p.m.

\*Southern California at Washington (FOX), 1:30 p.m.

\*Stanford at Oregon State (PAC12), 5:00 p.m.

\*Washington State at Utah (FS-1), 8:00 p.m.

\*UCLA at Arizona (ESPN), 8:30 p.m.

**Week Six (Oct. 5)**

\*Arizona at Colorado

\*California at Oregon

\*Oregon State at UCLA

\*Washington at Stanford

**Week Seven (Oct. 11-12)**

(Oct. 11) \*Colorado at Oregon (FS-1), 8:00 p.m.

\*Utah at Oregon State

\*Washington at Arizona

\*Washington State at Arizona State

Southern California at Notre Dame (NBC), 5:30 p.m.

**Week Eight (Oct. 17-19)**

(Oct. 17) \*\*UCLA at Stanford (ESPN), 7:00 p.m.

\*Colorado at Washington State

\*Arizona at Southern California

\*Arizona State at Utah

\*Oregon at Washington

\*Oregon State at California

**Week Nine (Oct. 25-26)**

(Oct. 25) \*USC at Colorado (ESPN2), 7:00 p.m.

\*Arizona at Southern California

\*Arizona State at UCLA

\*California at Utah

\*Washington State at Oregon

**Week Ten (Nov. 2)**

\*Colorado at UCLA

\*Oregon at Southern California

\*Oregon State at Arizona

\*Utah at Washington

**Week Eleven (Nov. 8-9)**

(Nov. 8) \*Washington at Oregon St.(FS-1), 8:30 p.m.

\*Stanford at Colorado

\*Southern California at Arizona State

\*Washington State at California

**Week Twelve (Nov. 16)**

\*Arizona at Oregon

\*Arizona State at Oregon State

\*Southern California at California

\*UCLA at Utah

\*Stanford at Washington State

**Week Thirteen (Nov. 23)**

\*Washington at Colorado

\*California at Stanford

\*Oregon at Arizona State

\*Oregon State at Washington State

\*UCLA at Southern California

\*Utah at Arizona

**Week Fourteen (Nov. 29-30)**

(Nov. 29) \*Wash. St. at Wash. (FOX/FS-1) 2 p.m.

\*Colorado at Utah

\*Arizona at Arizona State (ABC or ESPN)

\*California at UCLA

\*Oregon State at Oregon

Notre Dame at Stanford

**Week Fifteen (Dec. 6)**

Pac-12 Championship at Santa Clara (ABC), 6:00 p.m.

All times listed are MDT/MST. Home team in CAPS. \*—denotes Pacific-12 Conference game. Television selections Sept. 21 and beyond are made on 12 days' notice by the Pac-12 television partners (ESPN/ABC, FOX/FOX Sports 1 or 2, Pac-12 Networks); ESPN/ABC also has an option of utilizing a 6-day selection process three times annually. With the advent of the Pac-12 Networks (National; Arizona, Mountain, Oregon, Northern California, Southern California, Washington), all conference games and non-league home games will again be televised in 2018 (79 in all). ABC's standard afternoon regional telecast window is at 1:30 p.m. MT in addition to a number of prime-time windows (6 p.m. MT; those games will be selected from the Pac-12, American Athletic, ACC, Big 10 or Big 12). ESPN/ESPN 2 utilizes several windows, including 7 p.m. MT on Thursdays (those games are selected by June 1).

**2019 PAC-12 CONFERENCE STANDINGS****South Division (+1)**

| School (AP/Coaches)          | conference----- |   |       |     |     | overall----- |   |       |     |     | Next Up                     |
|------------------------------|-----------------|---|-------|-----|-----|--------------|---|-------|-----|-----|-----------------------------|
|                              | W               | L | Pct.  | Pts | Opp | W            | L | Pct.  | Pts | Opp |                             |
| Southern California.....     | 1               | 0 | 1.000 | 45  | 20  | 2            | 1 | .667  | 103 | 73  | S 20 UTAH                   |
| Utah (#10/#11).....          | 0               | 0 | .000  | 0   | 0   | 3            | 0 | 1.000 | 96  | 29  | S 20 at Southern California |
| Arizona State (#24/#24)..... | 0               | 0 | .000  | 0   | 0   | 3            | 0 | 1.000 | 59  | 21  | S 21 COLORADO               |
| COLORADO.....                | 0               | 0 | .000  | 0   | 0   | 2            | 1 | .667  | 109 | 92  | S 21 at Arizona State       |
| Arizona (--/RV).....         | 0               | 0 | .000  | 0   | 0   | 2            | 1 | .667  | 131 | 100 | S 28 UCLA                   |
| UCLA.....                    | 0               | 0 | .000  | 0   | 0   | 0            | 3 | .000  | 42  | 95  | S 21 at Washington State    |

**North Division (-1)**

| School (AP/Coaches)             | conference----- |   |       |     |     | overall----- |   |       |     |     | Next Up               |
|---------------------------------|-----------------|---|-------|-----|-----|--------------|---|-------|-----|-----|-----------------------|
|                                 | W               | L | Pct.  | Pts | Opp | W            | L | Pct.  | Pts | Opp |                       |
| California (#23/#23).....       | 1               | 0 | 1.000 | 20  | 19  | 3            | 0 | 1.000 | 70  | 45  | S 21 at Mississippi   |
| Washington State (#19/#19)..... | 0               | 0 | .000  | 0   | 0   | 3            | 0 | 1.000 | 148 | 48  | S 21 UCLA             |
| Oregon (#16/#17).....           | 0               | 0 | .000  | 0   | 0   | 2            | 1 | .667  | 133 | 36  | S 21 at Stanford      |
| Oregon State.....               | 0               | 0 | .000  | 0   | 0   | 1            | 2 | .333  | 109 | 90  | S 28 STANFORD         |
| Washington (#22/#21).....       | 0               | 1 | .000  | 19  | 20  | 2            | 1 | .667  | 118 | 54  | S 21 at Brigham Young |
| Stanford.....                   | 0               | 1 | .000  | 20  | 45  | 1            | 2 | .333  | 64  | 97  | S 21 OREGON           |

**A LOOK AT THE PAC-12 DIVISIONS**

After the Pac-12 announced it was expanding to 12 teams in 2010 with the late spring additions of Colorado (June 10) and Utah (June 17), later that year the divisions in football only were announced: CU and Utah joined Arizona, Arizona State, Southern California and UCLA in the Pac-12 South; the Oregon and Washington schools along with Cal and Stanford would comprise the Pac-12 North. Here's a look at the divisions and the all-time records of each program as listed by the NCAA through games of September 14 (*2019 records in parenthesis*):

| PAC-12 SOUTH                   | Seasons      | Games        | W           | L          | T           | Pct.        | PAC-12 NORTH                | Seasons      | Games       | W           | L          | T           | Pct. |
|--------------------------------|--------------|--------------|-------------|------------|-------------|-------------|-----------------------------|--------------|-------------|-------------|------------|-------------|------|
| Arizona (2-1) .....            | 116          | 1,114        | 615         | 466        | 33          | .567        | California (3-0).....       | 124          | 1,261       | 671         | 539        | 51          | .551 |
| Arizona State (3-0) .....      | 107          | 1,035        | 617         | 394        | 24          | .607        | Oregon (2-1) .....          | 124          | 1,203       | 659         | 498        | 46          | .567 |
| Colorado (2-1) .....           | <b>130</b>   | <b>1,252</b> | <b>707</b>  | <b>509</b> | <b>36</b>   | <b>.580</b> | Oregon State (1-2).....     | 123          | 1,188       | 533         | 605        | 50          | .470 |
| Southern California (2-1)..... | 126          | 1,242        | 841         | 347        | 54          | .699        | Stanford (1-2).....         | 113          | 1,164       | 654         | 461        | 49          | .584 |
| UCLA (0-3) .....               | 101          | 1,066        | 605         | 424        | 37          | .587        | Washington (2-1).....       | 130          | 1,237       | 737         | 450        | 50          | .616 |
| Utah (3-0).....                | 126          | 1,175        | 680         | 464        | 31          | .591        | Washington State (3-0)..... | 124          | 1,151       | 549         | 557        | 45          | .497 |
| <b>Totals .....</b>            | <b>6,884</b> | <b>4065</b>  | <b>2604</b> | <b>215</b> | <b>.607</b> |             | <b>Totals .....</b>         | <b>7,204</b> | <b>3803</b> | <b>3110</b> | <b>291</b> | <b>.548</b> |      |

**ALL-TIME PAC-12 HEAD-TO-HEAD SERIES RECORDS**

A look at the team versus team football histories in the Pac-12 (won-lost-tied; does not include vacated games):

| School              | UA          | ASU        | CAL        | COLO    | OREG        | OSU        | STAN       | UCLA        | USC         | UTAH           | WASH          | WSU        | Totals           |
|---------------------|-------------|------------|------------|---------|-------------|------------|------------|-------------|-------------|----------------|---------------|------------|------------------|
| Arizona             | .....       | 40-41-1    | 19-14-2    | 7-14    | 17-26       | 24-15-1    | 14-16      | 15-25-2     | 8-34        | 19-23-2        | 11-21-1       | 27-17      | 202-245- 9       |
| Arizona State       | 41-40-1     | .....      | 16-18      | 8-2     | 17-20       | 29-13-1    | 17-14      | 14-20-1     | 13-22       | 22-8           | 20-16         | 26-15-2    | 223-188- 5       |
| California          | 14-19-2     | 18-16      | .....      | 6-4     | 38-38-1     | 37-33      | 41-51-6    | 33-55-1     | 31-70-5     | 6-5            | 41-55-4       | 47-28-5    | 312-374-24       |
| Colorado            | <b>14-7</b> | <b>2-8</b> | <b>4-6</b> | .....   | <b>9-12</b> | <b>5-6</b> | <b>4-6</b> | <b>4-10</b> | <b>0-13</b> | <b>32-30-3</b> | <b>5-12-1</b> | <b>6-6</b> | <b>85-116- 4</b> |
| Oregon              | 26-17       | 20-17      | 38-38-1    | 12-9    | .....       | 65-47-10   | 32-46-1    | 29-40       | 20-39-2     | 22-10          | 46-60-5       | 47-42-7    | 358-365-25       |
| Oregon State        | 15-24-1     | 13-29-1    | 33-37      | 6-5     | 47-65-10    | .....      | 25-57-3    | 16-43-4     | 11-63-4     | 11-9-1         | 34-65-4       | 47-53-3    | 258-449-31       |
| Southern California | 34-8        | 22-13      | 70-31-5    | 13-0    | 39-20-2     | 63-11-4    | 64-33-3    | 49-32-7     | .....       | 11-6           | 52-29-4       | 60-10-4    | 477-193-29       |
| Stanford            | 16-14       | 14-17      | 51-41-6    | 6-4     | 46-32-1     | 57-25-3    | .....      | 42-45-3     | 33-64-3     | 4-5            | 41-43-4       | 40-28-1    | 350-318-21       |
| UCLA                | 25-15-2     | 20-14-1    | 55-33-1    | 10-4    | 40-29       | 43-16-4    | 45-42-3    | .....       | 32-49-7     | 11-6           | 40-32-2       | 40-20-1    | 361-260-21       |
| Utah                | 23-19-2     | 8-22       | 5-6        | 30-32-3 | 10-22       | 9-11-1     | 5-4        | 6-11        | 6-11        | .....          | 1-12          | 7-9        | 110-159- 6       |
| Washington          | 21-11-1     | 16-20      | 55-41-4    | 12-5-1  | 60-46-5     | 66-34-4    | 43-41-4    | 32-40-2     | 29-52-4     | 12-1           | .....         | 73-32-6    | 409-324-31       |
| Washington State    | 17-27       | 15-26-2    | 28-47-5    | 6-6     | 42-47-7     | 53-47-3    | 28-40-1    | 20-40-1     | 10-60-4     | 9-7            | 32-73-6       | .....      | 260-420-28       |

**PERCEPTION**

Here's a quick fact when it comes to CU and Utah joining the Pac-12: the two are travel partners, and most assumed it wouldn't be a cozy as the other five pairs. Well, first of all, it's not like they travel together, the same teams will roll into Boulder and Salt Lake City the same weekends, and the other schools will host CU and Utah in one order or the other. The campus of CU and Utah are 356 miles apart; did you know Washington and Washington State's campuses are 252 miles apart? And the Arizona schools are separated by 102 miles; the others are all under 40, with USC and UCLA the closest. Bottom line is that CU and Utah are not really that far out of whack (Texas A&M and Texas Tech are further apart than the Buffs and the Utes by some 29 miles).

**FOLSOM FIELD RANKED SEVENTH TOUGHEST PLACE TO PLAY**

Yahoo! Sports in 2012 came out with its top 25 toughest places to play list, and lo and behold, Folsom Field came in at No. 7. In ranking CU in that spot, Yahoo! wrote: "Folsom Field, home of the Colorado Buffaloes, is one of the most underrated venues in college sports. The fans here always cheer hard and loud, and they are quite respectful and friendly to visiting fans." The Top 10 were comprised of: 1. Ohio State (*Ohio Stadium*); 2. Florida (*Ben Hill Griffin Stadium, a.k.a. the Swamp*); 3. Louisiana State (*Tiger Stadium, a.k.a., Death Valley*); 4. Auburn (*Jordan-Hare Stadium*); 5. Michigan State (*Spartan Stadium*); 6. Miami, Fla. (*Sun Life Stadium*); 7. Colorado (*Folsom Field*); 8. West Virginia (*Mountaineer Field at Milan Puskar Stadium*); 9. Iowa (*Kinnick Stadium*); 10. Texas A&M (*Kyle Field*). The next Pac-12 school on the list was Oregon (*Autzen Stadium*) at No. 21, with Washington at No. 23 (*Husky Stadium*).

**FOLSOM FIELD #1**

*LawnStarter.com* recently ranked its top 16 College Football Stadiums with the Best Natural Scenery, and lo and behold, coming in at the top was CU's own **Folsom Field**. The top 10: 1. **Folsom Field (Colorado)**; 2. Lavell Edwards Stadium (BYU); 3. Utah Stadium (Utah); 4. Romney Stadium (Utah State); 5. Rose Bowl (UCLA); 6. Sun Bowl (UTEP); 7. Ryan Field (Northwestern); 8. Scott Stadium (Virginia); 9. Michie Stadium (Army); 10. **Kidd Brewer Stadium (Appalachian State)**; 11. Dowdy-Ficklen Stadium (East Carolina); 12. Dix Stadium (Kent State); 13. Memorial Stadium (California); 14. Kenan Stadium (North Carolina); 15. Memorial Stadium (Kansas); 16. Spartan Stadium (San Jose State).

The same publication ranked CU's natural grass field the third best national behind Iowa State (Jack Trice Field) and Northwestern (Ryan Field).

**300+AT FOLSOM**

Colorado is **316-176-10** in its 96th season playing its home games at Folsom Field (**502** in all). The first game at Folsom was Oct. 11, 1924 (*then known as Colorado Stadium, built at a cost of \$75,000*); previous, CU was **73-17-6** at Gamble Field and **19-5** on other grass areas of campus; the Buffs are **408-196-16** all-time at home. The 2016 season marked CU's first winning one at home in six years, as the Buffaloes went **6-0**; Colorado's last winning record at home had been in 2010 (with a 4-2 mark); it was CU's first undefeated season at home since 1994, when the Buffs went 6-0 in the late Rashaan Salaam's Heisman Trophy winning year. Over the 2011-12 seasons, CU was just 1-10 in Boulder before going 3-3 in Folsom in Mike MacIntyre's first season; the Buffs pulled even at home under "Mac" with the 6-0 mark in 2016 and finished **18-17** at Folsom in his tenure. CU is **1-1** at home under Mel Tucker.



## ACTIVE COLORADO CAREER STATISTICAL CHARTS

## RUSHING

| Rk | Player (Seasons)                  | Att. | Yards | Avg. | TD |
|----|-----------------------------------|------|-------|------|----|
| 1  | Eric Bieniemy (1987-90) .....     | 699  | 3,940 | 5.63 | 41 |
| 2  | Phillip Lindsay (2014-17) .....   | 750  | 3,707 | 4.94 | 36 |
| 3  | Rodney Stewart (2008-11) .....    | 809  | 3,598 | 4.45 | 25 |
| 4  | Rashaan Salaam (1992-94) .....    | 486  | 3,057 | 6.29 | 33 |
| 5  | Bobby Purify (2000-04) .....      | 595  | 3,016 | 5.07 | 20 |
| 10 | Herchell Troutman (1994-97) ..... | 568  | 2,487 | 4.38 | 21 |
| 15 | Kayo Lam (1933-35) .....          | 313  | 2,140 | 6.84 | 18 |
| 20 | Carroll Hardy (1951-54) .....     | 291  | 1,999 | 6.87 | 23 |
| 25 | William Harris (1965-67) .....    | 330  | 1,585 | 4.80 | 4  |
| 30 | Mark Hatcher (1984-87) .....      | 375  | 1,470 | 3.92 | 16 |
| 35 | Erich Kissick (1986-89) .....     | 256  | 1,297 | 5.07 | 8  |
| 40 | Michael Adkins II (2013-17) ..... | 247  | 1,200 | 4.86 | 13 |
| 62 | Steven Montez (2016-19) .....     | 284  | 813   | 2.87 | 8  |

## PASSING

| Rk | Player (Seasons)                | Att-Com-Int | Pct. | Yards | TD | Rating |
|----|---------------------------------|-------------|------|-------|----|--------|
| 1  | Sefo Liufau (2013-16) .....     | 1383-870-36 | 62.9 | 9,568 | 60 | 130.13 |
| 2  | Steven Montez (2016-19) .....   | 1011-632-24 | 62.5 | 7,668 | 52 | 138.45 |
| 3  | Cody Hawkins (2007-10) .....    | 1214-667-41 | 54.9 | 7,409 | 60 | 115.76 |
| 4  | Joel Klatt (2002-05) .....      | 1095-666-33 | 60.8 | 7,375 | 44 | 124.63 |
| 5  | Kordell Stewart (1991-94) ..... | 785-456-19  | 58.1 | 6,481 | 33 | 136.47 |
| 6  | Tyler Hansen (2008-11) .....    | 872-505-28  | 57.9 | 5,705 | 35 | 119.69 |
| 7  | Koy Detmer (1992-96) .....      | 594-350-25  | 58.9 | 5,390 | 40 | 148.95 |
| 8  | Mike Moschetti (1998-99) .....  | 607-366-19  | 60.3 | 4,797 | 33 | 138.36 |
| 9  | John Hessler (1994-97) .....    | 627-347-26  | 55.3 | 4,788 | 34 | 129.09 |
| 10 | Steve Vogel (1981-84) .....     | 688-309-33  | 44.9 | 3,912 | 27 | 96.03  |
| 11 | Darian Hagan (1988-91) .....    | 424-213-19  | 50.2 | 3,801 | 27 | 137.59 |
| 12 | Craig Ochs (2000-02) .....      | 453-265-15  | 58.5 | 3,325 | 16 | 125.19 |
| 13 | Gale Weidner (1959-61) .....    | 480-218-32  | 45.4 | 3,033 | 18 | 97.76  |

## TOTAL OFFENSE

| Rk | Player (Seasons)                | Rush  | Pass  | Total  | TDR |
|----|---------------------------------|-------|-------|--------|-----|
| 1  | Sefo Liufau (2013-16) .....     | 941   | 9,568 | 10,509 | 73  |
| 2  | Steven Montez (2016-19) .....   | 813   | 7,668 | 8,481  | 60  |
| 3  | Kordell Stewart (1991-94) ..... | 1,289 | 6,481 | 7,770  | 48  |
| 4  | Cody Hawkins (2007-10) .....    | -159  | 7,409 | 7,250  | 67  |
| 5  | Joel Klatt (2002-05) .....      | -130  | 7,375 | 7,245  | 47  |
| 6  | Tyler Hansen (2008-11) .....    | 478   | 5,705 | 6,183  | 43  |
| 7  | Darian Hagan (1988-91) .....    | 2,007 | 3,801 | 5,808  | 54  |
| 8  | Koy Detmer (1992-96) .....      | -31   | 5,390 | 5,359  | 43  |
| 9  | John Hessler (1994-97) .....    | 276   | 4,788 | 5,064  | 44  |
| 10 | Mike Moschetti (1998-99) .....  | 70    | 4,797 | 4,867  | 40  |
| 11 | Bobby Anderson (1967-69) .....  | 2,367 | 2,198 | 4,565  | 43  |
| 12 | Eric Bieniemy (1987-90) .....   | 3,940 | 63    | 4,003  | 42  |

## RECEIVING (Receptions)

| Rk | Player (Seasons)                   | No. | Yards | Avg. | TD |
|----|------------------------------------|-----|-------|------|----|
| 1  | Nelson Spruce (2012-15) .....      | 294 | 3,347 | 11.4 | 23 |
| 2  | Scotty McKnight (2007-10) .....    | 215 | 2,521 | 11.7 | 22 |
| 3  | Shay Fields (2014-17) .....        | 190 | 2,552 | 13.4 | 21 |
| 4  | Michael Westbrook (1991-94) .....  | 167 | 2,548 | 15.3 | 19 |
| 5  | Paul Richardson (2010-13) .....    | 156 | 2,412 | 15.5 | 21 |
| 6  | Phil Savoy (1994-97) .....         | 152 | 2,176 | 14.3 | 14 |
| 7  | Bryce Bobo (2014-17) .....         | 150 | 1,638 | 10.9 | 10 |
| 8  | Devin Ross (2013-17) .....         | 140 | 1,621 | 11.6 | 9  |
| 9  | Javon Green (1997-2000) .....      | 136 | 2,031 | 14.9 | 17 |
| 10 | Rae Carruth (1992-96) .....        | 135 | 2,540 | 18.8 | 20 |
| 11 | Derek McCoy (2000-03) .....        | 134 | 2,038 | 15.2 | 20 |
| 12 | Charles E. Johnson (1990-93) ..... | 127 | 2,447 | 19.3 | 15 |
| 13 | Monte Huber (1967-69) .....        | 111 | 1,436 | 12.9 | 5  |
| 14 | Phillip Lindsay (2014-17) .....    | 110 | 976   | 8.8  | 3  |
| 15 | Laviska Shenault (2017-19) .....   | 109 | 1,382 | 12.7 | 8  |
| 16 | *Daniel Graham (1998-2001) .....   | 106 | 1,543 | 14.6 | 11 |
| 17 | Patrick Williams (2005-08) .....   | 104 | 1,070 | 10.3 | 3  |
| 18 | Dusty Sprague (2004-07) .....      | 103 | 1,261 | 12.2 | 4  |
| 19 | Darrin Chiaverini (1995-98) .....  | 97  | 1,199 | 12.4 | 6  |
| 20 | D.J. Hackett (2002-03) .....       | 93  | 1,194 | 12.8 | 9  |
| 25 | Tyler McCulloch (2011-14) .....    | 88  | 1,089 | 12.4 | 6  |
| 30 | Marcus Stiggers (1996-99) .....    | 80  | 1,223 | 15.3 | 10 |
| 35 | Evan Judge (2002-05) .....         | 69  | 903   | 13.1 | 5  |
| 39 | K.D. Nixon (2017-19) .....         | 65  | 850   | 13.1 | 5  |
| 70 | Tony Brown (2018-19) .....         | 42  | 484   | 11.5 | 2  |

## RECEIVING (Yards)

| Rk | Player (Seasons)                   | No. | Yards | Avg. | TD |
|----|------------------------------------|-----|-------|------|----|
| 1  | Nelson Spruce (2012-15) .....      | 294 | 3,347 | 11.4 | 23 |
| 2  | Shay Fields (2014-17) .....        | 190 | 2,552 | 13.4 | 21 |
| 3  | Michael Westbrook (1991-94) .....  | 167 | 2,548 | 15.3 | 19 |
| 4  | Rae Carruth (1992-96) .....        | 135 | 2,540 | 18.8 | 20 |
| 5  | Scotty McKnight (2007-10) .....    | 215 | 2,521 | 11.7 | 22 |
| 6  | Charles E. Johnson (1990-93) ..... | 127 | 2,447 | 19.3 | 15 |
| 7  | Paul Richardson (2010-13) .....    | 156 | 2,412 | 15.5 | 21 |
| 8  | Phil Savoy (1994-97) .....         | 152 | 2,176 | 14.3 | 14 |
| 9  | Derek McCoy (2000-03) .....        | 134 | 2,038 | 15.2 | 20 |
| 10 | Javon Green (1997-2000) .....      | 136 | 2,031 | 14.9 | 17 |
| 11 | Bryce Bobo (2014-17) .....         | 150 | 1,638 | 10.9 | 10 |
| 12 | Devin Ross (2013-17) .....         | 140 | 1,621 | 11.7 | 9  |
| 13 | *Daniel Graham (1998-2001) .....   | 106 | 1,543 | 14.6 | 11 |
| 14 | Monte Huber (1967-69) .....        | 111 | 1,436 | 12.9 | 5  |
| 15 | Laviska Shenault (2017-19) .....   | 109 | 1,382 | 12.7 | 8  |
| 16 | Dusty Sprague (2004-07) .....      | 103 | 1,261 | 12.2 | 4  |
| 17 | Mike Pritchard (1987-90) .....     | 47  | 1,241 | 26.4 | 10 |
| 18 | Marcus Stiggers (1996-99) .....    | 80  | 1,223 | 15.1 | 10 |
| 19 | Ron Brown (1981-85) .....          | 57  | 1,217 | 21.4 | 8  |
| 20 | Darrin Chiaverini (1995-98) .....  | 97  | 1,199 | 12.4 | 6  |
| 30 | Jay MacIntyre (2015-18) .....      | 86  | 1,035 | 12.0 | 6  |
| 35 | James Kidd (1993-96) .....         | 58  | 944   | 16.3 | 9  |
| 36 | *Joe Klopfenstein (2002-05) .....  | 80  | 937   | 11.7 | 12 |
| 37 | Evan Judge (2002-05) .....         | 69  | 903   | 13.1 | 5  |
| 38 | *J.V. Cain (1971-73) .....         | 61  | 873   | 14.3 | 3  |
| 39 | Chris Anderson (1994-97) .....     | 61  | 858   | 14.1 | 4  |
| 40 | Josh Smith (2007-08) .....         | 52  | 838   | 16.1 | 3  |
| 40 | K.D. Nixon (2017-19) .....         | 65  | 850   | 13.1 | 5  |
| 84 | Tony Brown (2018-19) .....         | 42  | 484   | 11.5 | 2  |

## ALL-PURPOSE YARDS

| Rk | Player (Seasons)                 | Rush  | Rec   | KOR   | PR  | Total |
|----|----------------------------------|-------|-------|-------|-----|-------|
| 1  | Phillip Lindsay (2014-17) .....  | 3,707 | 976   | 1,077 | 0   | 5,760 |
| 2  | Rodney Stewart (2008-11) .....   | 3,598 | 969   | 239   | 22  | 4,828 |
| 3  | Eric Bieniemy (1987-90) .....    | 3,940 | 380   | 31    | 0   | 4,351 |
| 4  | Hugh Charles (2004-07) .....     | 2,659 | 552   | 411   | 0   | 3,622 |
| 5  | Nelson Spruce (2012-15) .....    | 2     | 3,347 | 63    | 180 | 3,592 |
| 10 | Charlie Davis (1971-73) .....    | 2,958 | 131   | 75    | 0   | 3,164 |
| 67 | Laviska Shenault (2017-19) ..... | 185   | 1,382 | 54    | 55  | 1,676 |

## YARDS FROM SCRIMMAGE

| Rk | Player (Seasons)                 | Rush  | Rec   | Total |
|----|----------------------------------|-------|-------|-------|
| 1  | Phillip Lindsay (2014-18) .....  | 3,707 | 976   | 4,683 |
| 2  | Rodney Stewart (2008-11) .....   | 3,598 | 969   | 4,567 |
| 3  | Eric Bieniemy (1987-90) .....    | 3,940 | 380   | 4,320 |
| 4  | Bobby Purify (2000-04) .....     | 3,016 | 508   | 3,524 |
| 5  | Rashaan Salaam (1992-94) .....   | 3,057 | 412   | 3,469 |
| 10 | Lee Rouson (1981-84) .....       | 2,296 | 699   | 2,995 |
| 15 | Lamont Warren (1991-93) .....    | 2,242 | 432   | 2,674 |
| 20 | Paul Richardson (2010-13) .....  | 38    | 2,412 | 2,450 |
| 49 | Laviska Shenault (2017-19) ..... | 185   | 1,382 | 1,567 |

## SCORING

| Rk | Player (Seasons)                   | TD | 2Pt | EP-EPA  | FG-FGA | PTS |
|----|------------------------------------|----|-----|---------|--------|-----|
| 1  | Mason Crosby (2003-06) .....       | 0  | 0-0 | 109-117 | 66-88  | 307 |
| 2  | Will Oliver (2011-14) .....        | 0  | 0-0 | 129-131 | 50-69  | 279 |
| 3  | Eric Bieniemy (1987-90) .....      | 42 | 1-1 | 0-0     | 0-0    | 254 |
| 4  | Phillip Lindsay (2014-17) .....    | 39 | 0-0 | 0-0     | 0-0    | 234 |
| 5  | Jeremy Aldrich (1996-99) .....     | 0  | 0-0 | 87-95   | 48-64  | 231 |
| 6  | Bobby Anderson (1967-69) .....     | 35 | 1-2 | 0-0     | 0-0    | 212 |
| 7  | Chris Brown (2001-02) .....        | 34 | 0-0 | 0-0     | 0-0    | 204 |
| 8  | Rashaan Salaam (1992-94) .....     | 33 | 0-0 | 0-0     | 0-0    | 198 |
| 9  | Tom Field (1979-83) .....          | 0  | 0-0 | 82-86   | 36-55  | 190 |
| 10 | Byron White (1935-37) .....        | 24 | 0-0 | 30-32   | 1-2    | 177 |
| 15 | Neil Voskeritchian (1994-95) ..... | 0  | 0-0 | 95-96   | 22-34  | 161 |
| 16 | Herchell Troutman (1994-97) .....  | 26 | 1-1 | 0-0     | 0-0    | 158 |
| 16 | Charlie Davis (1971-73) .....      | 26 | 1-1 | 0-0     | 0-0    | 158 |
| 18 | James Stefanou (2017-19) .....     | 0  | 0-0 | 79-80   | 26-34  | 157 |
| 19 | Ken Culbertson (1986-89) .....     | 0  | 0-0 | 85-87   | 23-41  | 154 |
| 20 | Carroll Hardy (1951-54) .....      | 23 | 0-0 | 14-19   | 0-0    | 152 |
| 35 | Terry Kunz (1972-75) .....         | 21 | 0-0 | 0-0     | 0-0    | 126 |
| 57 | Laviska Shenault (2017-19) .....   | 15 | 0-0 | 0-0     | 0-0    | 90  |



## ACTIVE COLORADO CAREER STATISTICAL CHARTS, CONTINUED

## KICK SCORING

| Rk | Player (Seasons)                      | EP-EPA       | FG-FGA       | PTS        |
|----|---------------------------------------|--------------|--------------|------------|
| 1  | Mason Crosby (2003-06) .....          | 109-117      | 66-88        | 307        |
| 2  | Will Oliver (2011-14) .....           | 129-131      | 50-69        | 279        |
| 3  | Jeremy Aldrich (1996-99) .....        | 87-95        | 48-64        | 231        |
| 4  | Tom Field (1979-83) .....             | 82-86        | 36-55        | 190        |
| 5  | Aric Goodman (2008-10) .....          | 93-96        | 25-47        | 168        |
| 6  | Neil Voskeritchian (1994-95) .....    | 95-96        | 22-34        | 161        |
| 7  | <b>James Stefanou (2017-19) .....</b> | <b>79-80</b> | <b>26-34</b> | <b>157</b> |
| 8  | Ken Culbertson (1986-89) .....        | 85-87        | 23-41        | 154        |
| 9  | Dave Haney (1968-70) .....            | 86-92        | 21-35        | 149        |
| 10 | Jim Harper (1990-91) .....            | 71-74        | 22-35        | 137        |

## PUNTING

| Rk | Player (Seasons)                   | No.        | Yards        | Avg.         | Long      | In 20     |
|----|------------------------------------|------------|--------------|--------------|-----------|-----------|
| 1  | Mark Mariscal (1999-2002) .....    | 99         | 4,632        | 46.79        | 68        | 25        |
| 2  | Barry Helton (1984-87) .....       | 153        | 6,873        | 44.92        | 68        | 44        |
| 3  | Keith English (1985-88) .....      | 55         | 2,457        | 44.67        | 77        | 21        |
| 4  | Zack Jordan (1950-52) .....        | 137        | 6,113        | 44.62        | 78        | 23        |
| 5  | John Torp (2002-05) .....          | 205        | 9,145        | 44.61        | 72        | 65        |
| 11 | <b>Alex Kinney (2015-19) .....</b> | <b>217</b> | <b>9,023</b> | <b>41.58</b> | <b>70</b> | <b>79</b> |

INSIDE THE 20: O'Neill 95, Kinney 79, Torp 65, DiLallo 61, Koleski 51,

## KICKOFF RETURNS

| Rk | Player (Seasons)                  | No. | Yards | Avg. | TD |
|----|-----------------------------------|-----|-------|------|----|
| 1  | Ben Kelly (1997-99) .....         | 64  | 1,798 | 28.1 | 3  |
| 2  | Terrence Wheatley (2003-07) ..... | 56  | 1,350 | 24.1 | 0  |
| 3  | Josh Smith (2007-08) .....        | 50  | 1,276 | 25.5 | 1  |
| 4  | M.J. Nelson (1986-89) .....       | 51  | 1,198 | 23.5 | 0  |
| 5  | Walter Stanley (1980-81) .....    | 49  | 1,172 | 23.9 | 1  |
| 6  | Phillip Lindsay (2014-17) .....   | 44  | 1,077 | 24.5 | 0  |
| 7  | Bill Symons (1962-64) .....       | 43  | 1,051 | 24.4 | 1  |
| 8  | Brian Lockridge (2007-11) .....   | 44  | 968   | 22.0 | 1  |
| 9  | Roman Hollowell (1998-2001) ..... | 44  | 914   | 20.8 | 0  |
| 10 | Ryan Severson (2013-16) .....     | 40  | 872   | 21.8 | 0  |
| 15 | Cliff Branch (1970-71) .....      | 30  | 755   | 25.2 | 2  |

## INTERCEPTIONS

| Rk | Player (Seasons)                  | No. | Yards | Avg. | TD |
|----|-----------------------------------|-----|-------|------|----|
| 1  | John Stearns (1970-72) .....      | 16  | 339   | 21.2 | 0  |
| 2  | Chris Hudson (1991-94) .....      | 15  | 204   | 13.6 | 2  |
| 3  | Dick Anderson (1965-67) .....     | 14  | 151   | 10.8 | 0  |
| 3  | Terrence Wheatley (2003-07) ..... | 14  | 154   | 11.0 | 2  |
| 5  | Tim James (1987-90) .....         | 13  | 120   | 9.2  | 0  |
| 5  | Tedric Thompson (2013-16) .....   | 13  | 241   | 18.5 | 0  |

## TACKLES

| Rk | Player (Position, Seasons)              | UT         | AT        | — | TOT        | TFL           |
|----|---|------------|-----------|---|------------|---------------|
| 1  | Barry Remington (LB, 1982-86) .....     | 245        | 248       | — | 493        | 21- 60        |
| 2  | Matt Russell (LB, 1993-96) .....        | 282        | 164       | — | 446        | 44-144        |
| 3  | Greg Biekert (LB, 1989-92) .....        | 280        | 161       | — | 441        | 33- 73        |
| 4  | Jordan Dizon (LB, 2004-07) .....        | 293        | 147       | — | 440        | 35-137        |
| 5  | Ted Johnson (LB, 1991-94) .....         | 253        | 156       | — | 409        | 21- 61        |
| 6  | Rick Gamboa (2015-18) .....             | 188        | 200       | — | 388        | 7- 20         |
| 7  | Laval Short (DL, 1976-79) .....         | 141        | 231       | — | 372        | 37-239        |
| 8  | Chad Brown (LB, 1989-92) .....          | 242        | 127       | — | 369        | 38-169        |
| 9  | Michael Jones (LB, 1986-89) .....       | 218        | 131       | — | 349        | 13- 41        |
| 10 | Thaddeus Washington (LB, 2003-06) ..... | 202        | 136       | — | 338        | 25- 80        |
| 20 | Jeff Smart (LB, 2006-09) .....          | 188        | 103       | — | 291        | 12- 34        |
| 25 | Addison Gillam (LB, 2013-16) .....      | 186        | 84        | — | 270        | 26-115        |
| 30 | Phil Irwin (LB, 1968-70) .....          | 88         | 170       | — | 258        | 16- 48        |
| 35 | Billie Drake (LB, 1970-72) .....        | 82         | 170       | — | 252        | 10- 31        |
| 40 | Jeff Donaldson (DB, 1980-83) .....      | 141        | 103       | — | 244        | 11- 47        |
| 40 | Randy Geist (LB, 1971-73) .....         | 85         | 159       | — | 244        | 8- 39         |
| 70 | Randy Westendorf (LB, 1974-77) .....    | 92         | 113       | — | 205        | 24-106        |
| 75 | Sean Tufts (LB, 2000-03) .....          | 113        | 83        | — | 196        | 12- 27        |
| 80 | Drew Lewis (LB, 2016-18) .....          | 102        | 91        | — | 193        | 9- 54         |
| 85 | Dave Capra (DL, 1968-70) .....          | 58         | 131       | — | 189        | 25- 95        |
| 90 | Michael Sipili (LB, 2006-10) .....      | 99         | 84        | — | 183        | 13- 40        |
| 95 | <b>Nate Landman (LB, 2017-19) .....</b> | <b>105</b> | <b>75</b> | — | <b>180</b> | <b>17- 54</b> |

## QUARTERBACK SACKS

| Rk | Player (Seasons)                       | No.        | Yards     |
|----|--|------------|-----------|
| 1  | Alfred Williams (1987-90) .....        | 35         | 242       |
| 2  | Ron Woolfork (1990-93) .....           | 33         | 241       |
| 3  | Greg Jones (1992-96) .....             | 25         | 158       |
| 4  | Laval Short (1976-79) .....            | 24½        | 192       |
| 5  | Abraham Wright (2004-06) .....         | 21         | 151       |
| 6  | Jimmie Gilbert (2013-16) .....         | 20         | 156       |
| 16 | Derek McCartney (2014-17) .....        | 14½        | 69        |
| 26 | Stuart Walker (1976-78) .....          | 12         | 75        |
| 26 | Jordan Dizon (2004-07) .....           | 12         | 97        |
| 28 | <b>Mustafa Johnson (2018-19) .....</b> | <b>11½</b> | <b>60</b> |

## TACKLES FOR LOSS

| Rk | Player (Seasons)                       | No.       | Yards     |
|----|--|-----------|-----------|
| 1  | Alfred Williams (1987-90) .....        | 59        | 303       |
| 2  | Ron Woolfork (1990-93) .....           | 53        | 303       |
| 3  | Greg Jones (1992-96) .....             | 45        | 205       |
| 4  | Matt Russell (1993-96) .....           | 44        | 144       |
| 5  | Leonard Renfro (1989-92) .....         | 43        | 142       |
| 25 | Addison Gillam (2013-16) .....         | 26        | 115       |
| 25 | Chidobe Awuzie (2013-16) .....         | 26        | 104       |
| 25 | Marques Harris (2000-03) .....         | 26        | 102       |
| 42 | <b>Mustafa Johnson (2018-19) .....</b> | <b>21</b> | <b>89</b> |

## THIRD DOWN STOPS

| Rk  | Player (Seasons)                          | No.       |
|-----|---|-----------|
| 1   | Jordan Dizon (2004-07) .....              | 48        |
| 2   | Chidobe Awuzie (2013-16) .....            | 47        |
| 3   | Matt Russell (1993-96) .....              | 45        |
| 4   | Jimmie Gilbert (2013-16) .....            | 44        |
| 5   | Chad Brown (1989-92) .....                | 42        |
| 10  | Rick Gamboa (2015-18) .....               | 33        |
| --- | *Joel Steed (1988-91; most by a DL) ..... | 26        |
| --- | <b>Nate Landman (2017-19) .....</b>       | <b>23</b> |

## PASS DEFLECTIONS

| Rk | Player (Seasons)                  | No. |
|----|-----------------------------------|-----|
| 1  | Marcus Washington (1995-98) ..... | 42  |
| 2  | Damen Wheeler (1996-99) .....     | 39  |
| 3  | Greg Henderson (2011-14) .....    | 36  |
| 3  | Ken Crawley (2012-15) .....       | 36  |
| 5  | Chidobe Awuzie (2013-16) .....    | 35  |
| 10 | Mickey Pruitt (1984-87) .....     | 32  |
| 10 | Isaiah Oliver (2015-17) .....     | 32  |

## SPECIAL TEAM TACKLES

| Rk | Player (Seasons)                     | UT        | AT       | — | Total     |
|----|--------------------------------------|-----------|----------|---|-----------|
| 1  | Ryan Sutter (1994-97) .....          | 32        | 32       | — | 64        |
| 2  | Darren Fisk (1995-97) .....          | 25        | 23       | — | 48        |
| 3  | Ryan Black (1994-97) .....           | 21        | 19       | — | 40        |
| 4  | Paul Rose (1987-90) .....            | 14        | 25       | — | 39        |
| 5  | Terrel Smith (2010-14) .....         | 24        | 10       | — | 34        |
| 5  | Arthur Jaffee (2008-11) .....        | 21        | 13       | — | 34        |
| 7  | Derrick Webb (2010-13) .....         | 19        | 14       | — | 33        |
| 8  | Andy Peeke (1998-2001) .....         | 26        | 5        | — | 31        |
| 8  | <b>Beau Bisharat (2016-19) .....</b> | <b>22</b> | <b>9</b> | — | <b>31</b> |
| 10 | Hannibal Navies (1995-98) .....      | 15        | 13       | — | 28        |

## SPECIAL TEAM POINTS

| Rk | Player (Seasons)                     | Points    |
|----|--------------------------------------|-----------|
| 1  | Ryan Sutter (1994-97) .....          | 123       |
| 2  | Arthur Jaffee (2008-11) .....        | 88        |
| 3  | Darren Fisk (1995-97) .....          | 86        |
| 4  | Ryan Severson (2013-16) .....        | 84        |
| 5  | Derrick Webb (2010-13) .....         | 81        |
| 6  | <b>Beau Bisharat (2016-19) .....</b> | <b>74</b> |
| 7  | Travis Sandersfeld (2008-11) .....   | 72        |
| 8  | Ryan Black (1994-97) .....           | 68        |
| 9  | Jalil Brown (2007-10) .....          | 65        |
| 9  | Terrel Smith (2010-14) .....         | 65        |
| 11 | Paul Rose (1987-90) .....            | 63        |



**ALL-BLACK UNIFORMS**

Colorado has worn its all black uniforms on **52** occasions, when the Buffaloes wear both black jerseys and black pants, owning a **23-28-1** record; the Buffs have also added black helmets to the look, having worn black top-to-bottom on six occasions (**0-6** in that combo). A little history on the all-black look: the brainchild of then-head coach Bill McCartney, CU first wore the garb on Nov. 28, 1987 for a game after Thanksgiving at the time; the opponent was CU's old Big 8 rival, Nebraska. The Buffs came out and warmed up in gold pants, and upon returning to the locker room at the conclusion of warm-ups, the players found black pants hanging in their lockers. "It was something we thought about a long time ago," Mac said at the time. "You couldn't do this overnight. We didn't tell the kids, and they were real excited." He went on to say that it was planned a month or so out to give the team a shot of adrenaline prior to kickoff.

**COLORADO / ALL-BLACK UNIFORMS (23-28-1)**

| Year | Opponent       | Result  | Year | Opponent       | Result  | Year | Opponent             | Result  | Year | Opponent             | Result  |
|------|----------------|---------|------|----------------|---------|------|----------------------|---------|------|----------------------|---------|
| 1987 | Nebraska       | L 7-24  | 1999 | Nebraska (OT)  | L 30-33 | 2006 | Texas Tech           | W 30-6  |      | *Arizona State       | L 17-51 |
| 1988 | Oklahoma       | L 14-17 | 2000 | Iowa State     | L 27-35 |      | Kansas State         | L 21-34 | 2013 | *Arizona             | L 20-44 |
| 1990 | Iowa State     | W 28-12 | 2001 | Nebraska       | W 62-36 |      | Iowa State           | W 33-16 |      | Southern California  | L 29-47 |
| 1991 | Missouri       | W 55-7  | 2002 | Kansas State   | W 35-31 | 2007 | c—Colorado St. (OT)  | W 31-28 | 2014 | *Arizona State       | L 24-38 |
| 1992 | Oklahoma       | T 24-24 |      | Baylor         | W 34-0  |      | Florida State        | L 6-16  |      | Oregon State         | L 31-36 |
| 1993 | Nebraska       | L 17-21 |      | Texas Tech     | W 37-13 |      | Nebraska             | W 65-51 | 2015 | *Southern California | L 24-27 |
| 1994 | Oklahoma State | W 17-3  |      | Iowa State     | W 41-27 | 2008 | c—Colorado State     | W 38-17 | 2016 | Utah                 | W 27-22 |
| 1995 | Missouri       | W 21-0  |      | b—Oklahoma     | L 7-29  |      | West Virginia (OT)   | W 17-14 | 2017 | *at UCLA             | L 23-27 |
|      | a—Oregon       | W 38-6  | 2003 | Oklahoma       | L 20-34 |      | Texas                | L 14-38 |      | at Arizona State     | L 30-41 |
| 1996 | Texas          | W 28-24 |      | Nebraska       | L 22-31 | 2009 | Oklahoma State       | L 17-30 | 2018 | UCLA                 | W 38-16 |
|      | Kansas State   | W 12-0  | 2004 | Colorado State | W 27-24 |      | Colorado State       | L 17-23 |      |                      |         |
| 1997 | Kansas         | W 42-6  |      | Texas          | L 7-31  |      | Nebraska             | L 20-28 |      |                      |         |
|      | Missouri       | L 31-41 |      | Kansas State   | W 38-31 | 2011 | *Southern California | L 17-42 |      |                      |         |
| 1998 | Kansas State   | L 9-16  | 2005 | Nebraska       | L 3-30  | 2012 | UCLA                 | L 14-42 |      |                      |         |

a—Cotton Bowl; b—Big 12 Championship at Houston; c—in Denver (\*—wore black helmets).

**BLACK HELMETS:** Colorado has worn black helmets on **19** occasions in its history, usually with a gold or sometimes a silver logo, but once with a pink logo; CU is **3-17** in the black headgear. The games (\*—matte black; #—worn with a pink logo as part of Blackout Breast Cancer awareness):

| Year | Opponent            | Result  | Year | Opponent                | Result  | Year | Opponent             | Result  |
|------|---------------------|---------|------|-------------------------|---------|------|----------------------|---------|
| 1998 | BAYLOR              | W 18-16 | 2013 | at UCLA                 | L 23-45 | 2015 | *SOUTHERN CALIFORNIA | L 24-27 |
| 2011 | SOUTHERN CALIFORNIA | L 17-42 | 2013 | at Utah                 | L 17-24 | 2016 | IDAHO STATE          | W 56-7  |
| 2011 | at UCLA             | L 6-45  | 2014 | *ARIZONA STATE          | L 24-38 | 2017 | at UCLA              | L 23-27 |
| 2012 | ARIZONA STATE       | L 17-51 | 2014 | *at Southern California | L 28-56 | 2018 | NEW HAMPSHIRE        | W 45-14 |
| 2012 | at Arizona          | L 31-56 | 2014 | *at Arizona             | L 20-38 | 2018 | at California        | L 21-33 |
| 2013 | at Arizona State    | L 13-54 | 2014 | *at Oregon              | L 10-44 | 2019 | AIR FORCE (OT)       | L 23-30 |
| 2013 | #ARIZONA            | L 20-44 | 2015 | *OREGON                 | L 24-41 |      |                      |         |

**OTHER UNIFORM LOOKS**

**GOLD HELMET/WHITE UNIS/BLACK PANTS:** Last: **2018** (at Nebraska, W); **2017** (at Oregon State, W); Colorado's standard road combination through much of the 1980s/1990s/2000s.

**GOLD HELMET/WHITE UNIS/GOLD PANTS:** **2018** (at USC, L); **2016** (at Arizona, W); **2015** (at Oregon State, W); **2014** (at Massachusetts, W); **2013** (CSU in Denver, W; Oregon State, L; at Washington, L); **2008** (at Texas A&M, L); **2007** (at Iowa State, L; at Arizona State, L); **2006** (at Missouri, L; at Georgia, L); **2004** (UTEP, Houston Bowl, W)

**GOLD HELMET/WHITE UNIS/SILVER PANTS (0-1):** **2018** (at Washington, L)

**GOLD HELMET/WHITE UNIS/WHITE PANTS:** **2018** (CSU in Denver, W); **2013** (at Utah, L); **2010** (at Nebraska, L); **2009** (at Kansas State, L); **2008** (at Nebraska, L; at Florida State, L); **2005** (at Miami-Fla., L); **2004** (at Nebraska, W).

**BLACK HELMET/WHITE UNIS/BLACK PANTS (0-6):** **2018** (at Cal, L); **2014** (at USC, L); **2013** (at UCLA, L; at Arizona State, L); **2012** (at Arizona, L); **2011** (at UCLA, L)

**BLACK HELMET/BLACK UNIS/GOLD PANTS (1-0):** **2016** (Idaho State, W).

**BLACK HELMET/SILVER UNIS/BLACK PANTS (0-2):** **2019** (Air Force, L); **2015** (Oregon, L).

**BLACK HELMET/SILVER UNIS/SILVER PANTS (1-0):** **2018** (New Hampshire, W).

**BLACK HELMET/WHITE UNIS/GOLD PANTS (0-1):** **2014** (at Arizona, L).

**BLACK HELMET/WHITE UNIS/WHITE PANTS (0-2):** **2014** (at Oregon, L); **2013** (at Utah, L).

**SILVER HELMET/BLACK UNIS/SILVER PANTS (1-2):** **2018** (Washington State, L);

**2017** (Washington, L); **2016** (Washington State, W).

**SILVER HELMET/SILVER UNIS/SILVER PANTS (1-1):** **2016** (at Stanford, W);

**2015** (Arizona, L).

**SILVER HELMET/WHITE UNIS/SILVER PANTS (0-2):** **2016** (at USC, L); **2015** (at Hawai'i, L).

**SILVER HELMET/WHITE UNIS/WHITE PANTS (0-2):** **2017** (at Washington State, L);

**2015** (at Utah, L).

**WHITE HELMET/BLACK UNIS/BLACK PANTS (1-0):** **2018** (Arizona State, W).

**WHITE HELMET/BLACK UNIS/WHITE PANTS (2-1):** **2017** (Arizona, L);

**2016** (Oregon State, W); **2015** (Nicholls State, W).

**WHITE HELMET/SILVER UNIS/WHITE PANTS (1-0):** **2017** (Texas State, W).

**WHITE HELMET/WHITE UNIS/BLACK PANTS (0-1):** **2015** (at Arizona State, L).

**WHITE HELMET/WHITE UNIS/SILVER PANTS (0-1):** **2015** (at UCLA, L).

**WHITE HELMET/WHITE UNIS/WHITE PANTS (2-3):** **2018** (at Arizona, L); **2017** (at Utah, L);

**2016** (at Oregon, W; Washington, L); **2015** (CSU in Denver, W).

**IN-SEASON BIRTHDAYS**

Here's the list of those coaches and players who have birthdays to celebrate during the 2019 season (starting last week of August; \*—denotes on a game day):

|                                 |                               |                                |                              |                              |
|---------------------------------|-------------------------------|--------------------------------|------------------------------|------------------------------|
| Aug. 26 Jonathan Van Diest (21) | Sept. 6 Cordae Hankton (31)   | Oct. 9 Sam Noyer (22)          | Oct. 31 Alex Smith (20)      | Nov. 20 Curtis Appleton (20) |
| Aug. 28 Jeremiah Doss (21)      | Sept. 7 Devin Lynch (21)      | Oct. 10 Jake Groth (20)        | Nov. 10 Joshua Jynes (19)    | Dec. 9 Jimmy Brumbaugh (43)  |
| Aug. 31 Na'im Rodman (21)       | Sept. 15 Dante Sparaco (21)   | Oct. 11 *Reed Heim (42)        | Nov. 10 Tim Lynott, Jr. (23) | Dec. 13 Austin Johnson (19)  |
| Aug. 31 Brady Russell (21)      | Sept. 17 Jack Shutack (23)    | Oct. 12 Darrin Chiaverini (42) | Nov. 11 Chris Kapilovic (51) | Dec. 17 Isaiah Lewis (21)    |
| Aug. 31 Scott Unrein (31)       | Sept. 18 Jay Johnson (50)     | Oct. 12 Aaron Maddox (22)      | Nov. 14 K.J. Trujillo (19)   | Dec. 18 J.T. Bale (23)       |
| Sept. 2 Daniel Arias (21)       | Sept. 25 Chase Sanders (22)   | Oct. 14 Heston Paige (21)      | Nov. 14 Trey Udoffia (22)    | Dec. 19 Jacob Callier (21)   |
| Sept. 2 D.J. Oats (20)          | Sept. 27 Jaren Mangham (20)   | Oct. 14 Colby Pursell (21)     | Nov. 15 Tyler Francis (20)   | Dec. 28 Deion Smith (20)     |
| Sept. 3 Jalen Harris (23)       | Oct. 4 Evan Price (20)        | Oct. 17 Al Pupunu (50)         | Nov. 15 Alec Pell (19)       | Dec. 29 Bryan Cook (43)      |
| Sept. 5 Lucas Cooper (22)       | Oct. 5 *Laviska Shenault (21) | Oct. 23 Jaylon Jackson (21)    | Nov. 17 Kary Kutsch (20)     | Dec. 29 Davis Price (22)     |
| Sept. 5 Joshka Gustav (20)      | Oct. 6 Ryan Travis (20)       | Oct. 23 Dimitri Stanley (20)   | Nov. 19 Frank Phillip (20)   | Jan. 2 Jamar Montgomery (21) |
| Sept. 5 Matt Pick (24)          | Oct. 8 Travares Tillman (42)  | Oct. 25 James Townsend (21)    | Nov. 19 Nate Landman (21)    |                              |



## 2019 SPECIAL GAMES/WEEKENDS

The list of special games/weekends at Folsom Field this fall:

**Sept. 7 (Nebraska):** Pac-12 "The Pregame," Mental Health Initiative Day  
**Sept. 14 (Air Force):** Ski Ball, Extra Yard for Teachers  
**Oct. 5 (Arizona):** Family Weekend; '69 Liberty Bowl Reunion, Living Legends Women's Soccer Alumnae Weekend

**Oct. 25 (USC):** Women's Golf 25th Anniversary Recognition  
**Nov. 9 (Stanford):** Homecoming, Athletic Hall of Fame; Military Appreciation  
**Nov. 23 (Washington):** Senior Day, Honorary C, "Miracle in Michigan" 25th Anniversary Celebration;

## CU IS BLACK & GOLD, BUT FOLSOM IS "GREEN"

The University of Colorado at Boulder established a goal to move toward zero-waste at Folsom Field during the 2008 football season and invest in local carbon-reduction projects. They anticipated recycling or composting at least 90% of the waste generated at Folsom Field and met those goals. According to U.S. Environmental Protection Agency information and other sources, Folsom Field was the first major sports stadium in the nation, professional or collegiate, to collect all materials in recycling or compost containers, eliminate trash cans and transform its materials collections systems into a zero-waste process. For more information, visit Ralphie's Green Stampede at [http://www.cubuffs.com/ViewArticle.dbml?&DB\\_OEM\\_ID=600&ATCLID=1549954](http://www.cubuffs.com/ViewArticle.dbml?&DB_OEM_ID=600&ATCLID=1549954).

## WHO IS/HAS BEEN IN ON OFFENSE & DEFENSE

**OLB Carson Wells** played some fullback late in 2018 (three snaps, picking up two touchdown block credits) ... **George Frazier**, as he did his freshman year in 2014, appeared on both offense (TE/FB) and defense (DE) as senior in 2017 (he played 506 total snaps between offense, defense and special teams). In 2014, he played both defensive end and fullback for the first time against Arizona State, becoming the first Buff to appear on both sides of the ball since 2005 in the process, and continued to do so the remainder of the season. In 2008, **Eugene Goree** was on-call to do so, as the redshirt frosh was both a DT and an OG during the second half of the season; he did appear on both sides of the ball but not in the same game. Through the years, there have been a few players who wind up playing on both sides of the ball in the same game: **DT John Guydon** was the latest to do so, seeing action on defense (13 snaps at tackle) and offense (3 snaps at guard) at Texas on October 15, 2005; it was the first time it happened for a complete series with no gimmicks or special situations since **WR Michael Westbrook** played a series at safety against Baylor in 1993. **DE James Garee** also trotted in on offense in 2005, catching a pass as an end at Miami. **DT Sam Wilder** had been the last before 2005, as he caught a 9-yard pass against Kansas State in 2002. **DT Justin Bannan**, did the same, catching a 12-yard TD pass on his only play at Missouri in 2000. **CB Ben Kelly** tried tailback in 1999 at Texas Tech; he finished with three yards on one carry (a nice 5-yard run was wiped out by a penalty). Between 1994 and 2005, several Buffs played on both sides of the ball, as offensive linemen often played on the goal line or short yardage defense units—**OG Heath Irwin**, **OG Clint Moore**, **OG Chris Naeole**, **OT Melvin Thomas** and **OG Brad Bedell** all did it at one time or another between 1993 and 1998. In 1990, **OLBs Alfred Williams** and **Kanavis McGhee** played some tight end in a 64-3 win over Kansas State (Williams caught a pass for 17 yards, McGhee didn't catch the one thrown his way). The last offensive skill player before Frazier in 2014 to swing over and try some defense was Westbrook (four snaps at strong safety) against Baylor in 1993.

## WHY CU AND NOT UC?

A question often asked of many former Big Eight schools: Why is it the University of Colorado, but the moniker is CU and not UC? (The same applies at Kansas—KU, Missouri—MU, Nebraska—NU and Oklahoma—OU). "Midwestern casualness," said CU historian, the late Fred Casotti. It has always been this way at Colorado, for whatever reason, and at the other four—but seemingly nowhere else in the USA (except for Tulsa, but its midwest, too). In the 1950s, there was a concerted effort to eliminate the use of "CU" on the Boulder campus, both as a symbol and in speech, but Casotti said that no one would buy into it. "Nobody would change," he said. "It's easier to say than U of C, UC sounds like slang or something (as in 'you see'), and it was traditional. By trying to eliminate it, they reinforced it."

## HISTORY OF THE END ZONE "COLORADO"

As in the south end zone, that is. In 1967, the stadium was lowered when the track was removed, and that area remained basically a dirt hill. Former long-time senior associate A.D. **Jon Burianek** said that we tried to grow grass and bushes there, but none took. The first artificial field was installed during the summer of 1971, and that area was then covered with asphalt and the large, block COLORADO was painted on it, then in all-white block lettering. Trim was later added, and at one time, when blue was one of the school colors, the end zone as well was painted blue instead of the familiar black.

## NO. 38 IN THE WORLD

In the 2019 world university rankings by the ARWU (Academic Ranking of World Universities), the **University of Colorado** was ranked as the **No. 38** University in the world (which translates to the solar system, the galaxy and the universe, unless the planet PSR1257+12A has life orbiting around a distant pulsar). Unlike other rankings that are based more on cost of attendance and class sizes, the ARWU, compiled by the Shanghai Ranking Consultancy, uses six objective indicators to create the rankings. Colorado came in No. 25 among American colleges on a list very well represented by the Pac-12: Stanford came in No. 2 (behind Harvard), followed by California (No. 4), UCLA (No. 10) and Washington (No. 13), giving the Pac-12 five schools in the top 25.

## 99 IS SO NICE

Colorado scored for the seventh time in its history on a 99-yard drive to close out the scoring in the 2015 Arizona State game. **TB Christian Powell** started it with a 42-yard burst from the CU 1, and a Sefo Liufau-to-Nelson Spruce touchdown pass covering 31 yards ended the seven play march over a gassed ASU defense. CU covered the 99 yards in the third fewest plays of the seven, and it was just the second to occur in Boulder:

**99**—vs. Northwestern at Evanston, Sept. 29, 1951 (6 plays)

**99**—vs. Miami, Fla., at Miami, Oct. 13, 1961 (21 plays)

**99**—vs. Iowa State in Boulder, Oct. 29, 1988 (8 plays)

**99**—vs. Oklahoma at Norman, Oct. 19, 1991 (8 plays)

**99**—vs. Oklahoma at Norman, Oct. 19, 1991 (14 plays)




**99**—vs. Oklahoma State at Stillwater, Oct. 27, 2001 (5 plays)

**99**—vs. Arizona State in Boulder, Sept. 13, 2014 (7 plays)

**THE FIRST COLLEGE WEBSITE WITH ITS OWN CARTOONIST?**

**CUBuffs.com** might be the first college sports website with its own cartoonist – maybe for any sports website for that matter – as Denver's award-winning **Drew Litton** joined CU in 2018 and returns this fall for a series primarily surrounding each football game. His designs are featured on CU's social media channels.

Litton is a nationally syndicated sports cartoonist and is best known for his 25-plus years as the creator of the popular *Rocky Mountain News*, "Win, Lose & Drew" sports cartoon. He began drawing his fun-filled Colorado Buffaloes cartoons exclusively for the University of Colorado the Friday ahead of the Rocky Mountain Showdown and has three drawings to date. He also draws for KUSA TV 9News, *The Colorado Springs Gazette*, *The Colorado Rockies Magazine*, *Mile High Sports Magazine* and a variety of other clients. His work has been featured on ESPN.com, as well as the *Chicago Tribune*. Nobody covers the wild ride of Colorado sports through art and humor better than Litton, who resides in the Denver area with a rather extensive collection of cartoon bobbleheads and Finnegan, his overly caffeinated Schnauzer. This year's toons to date:



**COLORADO 52, COLORADO STATE 31****(AUGUST 30, 2019)****BRONCOS STADIUM AT MILE HIGH, DENVER**

DENVER — Colorado's defense produced four turnovers and a touchdown and Alex Fontenot rushed for 125 yards three touchdowns to give Mel Tucker a 52-31 win over Colorado State in his CU head coaching debut.

While offense was the name of the game for most of the night — the 83 combined points were the most in series history — the Buffs defense came up with some huge stops that paved the way for CU's fifth straight win in the series.

The clincher came late in the fourth quarter, when CU linebacker Jonathan Van Diest sacked CSU quarterback Collin Hill, forcing a fumble. Buffs defensive lineman Mustafa Johnson scooped up the ball and rumbled 9 yards to the end zone for the final points of the game with 3:57 remaining.

In the 19th and final game in Denver between the two in-state rivals (they will play in Fort Collins next year), the Buffs and Rams combined to produce nearly 1,000 yards total offense. Kickoff was delayed 37 minutes because of lightning and the game didn't finish until after midnight.

After a see-saw first half that saw four lead changes in the final nine minutes of the second quarter, the Buffs finally took control after recovering a CSU fumble on the first possession of the third quarter.

With CU leading 24-21, CU safety Aaron Maddox stripped the ball from CSU running back Marvin Kinsey and Jalen Sami recovered, giving the Buffs the ball at the CSU 27. Quarterback Steven Montez then ran for 19 yards to set up a 7-yard Fontenot touchdown run and a 31-21 CU lead.

The Rams never came closer than seven again. The Buffs extended the margin to 38-24 on the last play of the third period on a Fontenot 14-yard run, and following a

CSU touchdown that cut the gap back to seven, the Buffs answered with a 75-yard drive and a 22-yard Fontenot run to go back up by two touchdowns, 45-31, with 9:16 left in the game.

Van Diest's strip sack and Johnson's touchdown then sealed the game.

Defensively, Mikial Onu had two interceptions for Colorado while CU's offense did not turn the ball over.

The Buffs drew first blood, taking the opening possession and going 75 yards for a score. CU rushed for 68 yards on the drive before tight end Jalen Harris capped the march with a 1-yard scoring pass from Montez.

But the Rams quickly answered with an 80-yard drive to tie the game.

After a CU punt and Mikial Onu's first interception, the Buffs regained the lead, 10-7, on a James Stefanou field goal early in the second quarter. But CSU quickly answered with another long drive, going 92 yards in 11 plays for a 14-10 lead.

Colorado then responded with a 75-yard scoring drive, getting freshman Jaren Mangham's first touchdown of his career, a 5-yard run to give the Buffs a 17-14 lead. CSU, however, drove 75 yards on its next possession to regain the lead, 21-17, with just 1:35 left in the half when wide receiver Dante Wright scampered 41 yards for a score.

That, though, was more than enough time for the Buffs to answer. Montez hit tight end Brady Russell with back-to-back passes to take Colorado into CSU territory. Two plays later, Montez rolled to his left and found Laviska Shenault at the goal line for a 25-yard touchdown pass with 25 seconds left in the half. That gave CU a 24-21 lead heading into halftime.

|                     |   |    |    |    |   |    |
|---------------------|---|----|----|----|---|----|
| Colorado State..... | 7 | 14 | 10 | 0  | — | 31 |
| COLORADO .....      | 7 | 17 | 14 | 14 | — | 52 |

| SCORING  | Score | Time  | Qtr |
|--|-------|-------|-----|
| COLORADO — Harris 1 pass from Montez (Stefanou kick)     | 7-0   | 9:30  | 1Q  |
| Colorado State — Wright 39 pass from Hill (Poduska kick) | 7-7   | 6:42  | 1Q  |
| COLORADO — Stefanou 41 FG                                | 10-7  | 14:13 | 2Q  |
| Colorado State — Jackson 8 pass from Hill (Poduska kick) | 10-14 | 8:39  | 2Q  |
| COLORADO — Mangham 5 run (Stefanou kick)                 | 17-14 | 5:37  | 2Q  |
| Colorado State — Wright 41 run (Poduska kick)            | 17-21 | 1:35  | 2Q  |
| COLORADO — Shenault 25 pass from Montez (Stefanou kick)  | 24-21 | 0:25  | 2Q  |
| COLORADO — Fontenot 7 run (Stefanou kick)                | 24-14 | 13:47 | 3Q  |
| Colorado State — Poduska 42 FG                           | 31-24 | 4:30  | 3Q  |
| COLORADO — Fontenot 14 run (Stefanou kick)               | 38-24 | 0:00  | 3Q  |
| Colorado State — Butler 13 pass from Hill (Poduska kick) | 38-31 | 12:13 | 4Q  |
| COLORADO — Fontenot 22 run (Stefanou kick)               | 45-31 | 9:16  | 4Q  |
| COLORADO — Johnson 9 fumble return (Stefanou kick)       | 52-31 | 3:57  | 4Q  |

Attendance: 66,997 Time: 3:19

Weather (82°): cloudy skies, 36% humidity, 3 mph winds from the north

| TEAM STATISTICS                         | COLORADO  | CSU        |
|---|-----------|------------|
| First Downs.....                        | 23        | 27         |
| Third Down Efficiency (Fourth).....     | 3-9 (1-1) | 5-12 (2-4) |
| Rushes—Net Yards .....                  | 40-243    | 31-131     |
| Passing Yards .....                     | 232       | 374        |
| Passes (Att-Comp-Int).....              | 20-13-0   | 47-31-2    |
| Total Offense .....                     | 475       | 505        |
| Return Yards .....                      | 15        | 19         |
| Punts: No-Average.....                  | 4-49.0    | 1-59.0     |
| Fumbles: No-Lost.....                   | 0-0       | 3-2        |
| Penalties/Yards .....                   | 4/43      | 6/64       |
| Quarterback Sacks—Yards .....           | 2-17      | 0-0        |
| Time of Possession .....                | 27:05     | 32:55      |
| Drives/Average Field Position .....     | 11/C29    | 13/CS21    |
| Red Zone: Scores-Attempts (Points)..... | 4-4 (28)  | 2-2 (14)   |

**INDIVIDUAL STATISTICS**

**Rushing—Colorado:** Fontenot 19-125, Mangham 11-40, Montez 5-39, Shenault 3-35, Smith 2-4. **CSU:** Wright 3-59, Kinsey 12-41, Thomas 7-29, Hunter 3-10, Hill 4-8, Team 2-minus 16.

**Passing—Colorado:** Montez 20-13-0, 232, 2 td. **CSU:** Hill 47-31-2, 374, 3 td.

**Receiving—Colorado:** Brown 3-71, Shenault 3-48, Russell 2-44, Nixon 2-29, Harris 2-24, Stanley 1-16. **CSU:** Jackson 8-87, Kinsey 5-69, Wright 4-72, McBride 4-52, Thomas 3-28, Prentice 2-20, Hall 2-18, Butler 2-17, Scott 1-11.

**Punting—Colorado:** Kinney 4-49.0 (63 long, 1 In20). **CSU:** Stonehouse 1-59.0 (59 long, 0 In20).

**Punt Returns—Colorado:** Nixon 1-6. **CSU:** Wright 2-19. **Kickoff Returns—Colorado:** Nixon 1-32. **CSU:** Hawkins 3-61.

**Tackle Leaders—Colorado:** Landman 11,0—11; Abrams 4,4—8; Van Diest 5,1—6; Wells 3,3—6; Onu 4,1—5; Maddox 3,2—5; Blackmon 4,0—4; Taylor 4,0—4; Johnson 1,3—4; Miller 2,0—2; Tchangan 2,0—2; Jordan 0,2—2; Lang 0,2—2. **CSU:** Hicks 11,2—13; McBride 3,3—6; Hubbard 3,2—5; Carter 2,3—5; Stewart 4,0—4; three with 3,0—3.

**Quarterback Sacks—Colorado:** Lang 1-10, Van Diest 1-7. **CSU:** none.

**Interceptions—Colorado:** Onu 2-0. **CSU:** none. **Passes Broken Up—Colorado:** none. **CSU:** Hawkins.

**GAME NOTES**

As 66,997 attended the final Rocky Mountain Showdowns in Denver, the 19 events (16 at the new stadium, three at old Mile High) attracted a total of **1,294,101** in attendance (for the final game, CU sold 38,102 tickets; 25,868 public, 12,234 student). With kickoff at **8:47 p.m.**, it was the fourth latest kickoff in CU history (second latest in Colorado—latest was 9:08 vs. Oregon in 2015); the 37-minute delay due to lightning was reminiscent of a 28-minute delay in the 2003 game here (that was in the third quarter) ... The ending at **12:06 a.m.** was the second latest in the state (Oregon, 12:31 a.m.) ... CU has won four straight season openers for the first time since claiming eight in a row (1991-98) ... **Mel Tucker** joined Rick Neuheisel (1995) and Mike MacIntyre (2013) as the only coaches to win their first game at the reins of the Buffaloes dating back to 1932 ... Buffs now lead the series with CSU by **67-22-2 (13-6** in Denver, **23-8** since it was resumed in 1983) ... Colorado is now **81-44-5** in 130 season openers ... The **83** points scored tonight are the most in the 91 games in the series, topping the 82 in the 1996 game at Fort Collins (a 48-34 CU win) ... CU has won five straight in the series, the longest run by either school since the Buffs claimed eight straight from 1987 through 1998 (CU has outscored the Rams 185-78 in the streak) ... The **52** points by CU are the most in the series since 1952, when CU won 61-0 in Boulder; it's also the sixth-most overall (all by Colorado) ... Colorado is now **124-2** all-time when scoring 43 or more points ... The Buffs have now made 102 consecutive PAT kicks dating back to October 2016 ... CU dressed 104 players for tonight, it's most in recent memory.



**COLORADO 34, NEBRASKA 31 (OT)****(SEPTEMBER 7, 2019)****FOLSOM FIELD**

BOULDER — Colorado staged one of the more improbable comebacks in program history, rallying from a 17-0 halftime deficit to take a 34-31 overtime win over 25th-ranked Nebraska at Folsom Field.

James Stefanou's 34-yard field goal in the first overtime gave the Buffs their first lead of the day and the Buffs then held NU on the ensuing possession. A Mustafa Johnson sack of Nebraska quarterback Adrian Martinez put the Huskers back at the 31-yard line, and an Isaac Armstrong 48-yard field goal attempt on fourth down went wide right.

That triggered a massive Folsom Field celebration as Colorado improved to 2-0 under first-year head coach Mel Tucker. Nebraska dropped to 1-1.

Colorado's Steven Montez finished with 375 yards passing and two touchdowns, with 291 of those yards and both scores coming after halftime as Colorado outscored the Huskers 31-14 after intermission, including a 24-14 count in the fourth quarter. CU junior receiver K.D. Nixon had six catches for 148 yards — including a 96-yard touchdown catch, the longest play from scrimmage in CU history — and Tony Brown added five catches for 60 yards and a score.

Defensively, the Buffs finished with six sacks and once again won the turnover battle, coming up with two fumble recoveries and an interception while the offense turned the ball over twice.

It was CU's first win over a ranked opponent since the end of the 2016 regular season. It was also CU's second come-from-behind win this season, coming on the heels of last week's season opening 52-31 win over Colorado State, and the Buffs' second straight win over Nebraska.

After a tough first half on both sides of the ball, the Buffs came alive in the second half to stage their rally.

The defense set the tone, forcing Nebraska punts on the Huskers' first four possessions of the half. The Buffs offense couldn't take advantage of the first two, but finally got on the board after the third, marching 64 yards in eight plays for their first touchdown of the game. Jaren Mangham capped the drive with an 11-yard run to pull CU to within 17-7 with 2:24 left in the third period.

CU's defense then answered the bell again to force another Nebraska punt — and this time the Buffs needed just one play to score. Montez took a pitch back on a flea flicker play, then heaved a 96-yard touchdown pass to Nixon to cut the margin to 17-14 with 14:22 still to play.

The Huskers then finally answered with a 75-yard scoring pass from Martinez to Maurice Washington for a 24-14 lead.

But the Buffs responded, going 75 yards in five plays for a touchdown on their next drive to pull within 24-21. Montez hit Jaylon Jackson with a 57-yard pass, which set up a 7-yard Mangham run.

That set the stage for another CU defensive big play. Johnson sacked Martinez, forcing a fumble. Nu'umotu Falo recovered — his second of the game — and seven plays later, Stefanou's 20-yard field goal for Colorado tied the game at 24-24.

Nebraska then regained the lead with a 75-yard TD march. But following a CU fumble and another NU punt, Montez guided a 10-play, 71-yard march that culminated with a 26-yard touchdown pass to Brown to tie the game at 31-31 with 46 seconds left.

Nebraska had one more shot in regulation, but a Chris Miller interception ended the possession to send the game into overtime.

In the first half, the Buffs had no answer for Nebraska's Martinez. The NU sophomore was a perfect 9-for-9 for 180 yards while Colorado struggled to just 84 yards offense.

|                |   |    |   |    |   |   |    |
|----------------|---|----|---|----|---|---|----|
| Nebraska.....  | 7 | 10 | 0 | 14 | 0 | — | 31 |
| COLORADO ..... | 0 | 0  | 7 | 24 | 3 | — | 34 |

| SCORING  | Score | Time  | Qtr |
|--|-------|-------|-----|
| Nebraska — Spelman 65 pass from Martinez (Armstrong kick)    | 0-7   | 6:02  | 1Q  |
| Nebraska — Martinez 5 run (Armstrong kick)                   | 0-14  | 6:37  | 2Q  |
| Nebraska — Armstrong 26 FG                                   | 0-17  | 2:47  | 2Q  |
| COLORADO — Mangham 11 run (Stefanou kick)                    | 7-17  | 1:42  | 3Q  |
| COLORADO — Nixon 96 pass from Montez (Stefanou kick)         | 14-17 | 14:36 | 4Q  |
| Nebraska — Washington 75 pass from Martinez (Armstrong kick) | 14-24 | 14:22 | 4Q  |
| COLORADO — Mangham 7 run (Stefanou kick)                     | 21-24 | 12:19 | 4Q  |
| COLORADO — Stefanou 20 FG                                    | 24-24 | 8:30  | 4Q  |
| Nebraska — Martinez 6 run (Armstrong kick)                   | 24-31 | 5:49  | 2Q  |
| COLORADO — Brown 26 pass from Montez (Stefanou kick)         | 31-31 | 0:46  | 4Q  |
| COLORADO — Stefanou 34 FG                                    | 34-31 | ..... | OT1 |

**Attendance:** 52,829    **Time:** 3:49

**Weather** (88°): partly cloudy skies, 18% humidity, 10 mph winds from the west

| TEAM STATISTICS                         | COLORADO   | NEBRASKA   |
|---|------------|------------|
| First Downs.....                        | 22         | 19         |
| Third Down Efficiency (Fourth).....     | 6-17 (2-2) | 5-15 (1-1) |
| Rushes—Net Yards .....                  | 37-89      | 46-179     |
| Passing Yards .....                     | 375        | 290        |
| Passes (Att-Comp-Int).....              | 41-28-1    | 26-16-1    |
| Total Offense.....                      | 464        | 469        |
| Return Yards .....                      | 4          | 1          |
| Punts: No-Average.....                  | 6-45.2     | 5-46.2     |
| Fumbles: No-Lost.....                   | 2-1        | 3-2        |
| Penalties/Yards .....                   | 9/65       | 7/65       |
| Quarterback Sacks—Yards .....           | 6-33       | 3-25       |
| Time of Possession .....                | 30:28      | 29:32      |
| Drives/Average Field Position .....     | 14/C33     | 15/N26     |
| Red Zone: Scores-Attempts (Points)..... | 4-4 (20)   | 3-3 (21)   |

**INDIVIDUAL STATISTICS**

**Rushing—Colorado:** Mangham 11-44, Fontenot 10-42, Jackson 1-14, Stanley 1-8, Shenault 3-6, Nixon 1-minus 3, Brown 1-minus 4, Montez 8-minus 17, Team 1-minus 1.

**Nebraska:** Washington 15-77, Martinez 19-66, Mills 8-24, Robinson 2-9, JD Spelman 1-8, Team 1-minus 5.

**Passing—Colorado:** Montez 41-28-1, 375, 2 td. **Nebraska:** Martinez 26-16-1, 290, 2 td.

**Receiving—Colorado:** Nixon 6-148, Brown 5-60, Shenault 5-31, Russell 4-31, Fontenot 4-20, Stanley 2-17, Jackson 1-57, Mangham 1-11. **Nebraska:** Spelman 5-112, Washington 4-118, Robinson 3-35, Mills 2-21, Stoll 2-4.

**Punting—Colorado:** Kinney 6-45.2 (60 long, 5 In20). **Nebraska:** Armstrong 5-46.2 (51 long, 2 In20).

**Punt Returns—Colorado:** Nixon 1-4. **Nebraska:** none. **Kickoff Returns—Colorado:** Shenault 1-54. **Nebraska:** none.

**Trackle Leaders—Colorado:** Landman 12,2—14; Taylor 9,0—9; Maddox 7,1—8; Johnson 6,2—8; Onu 5,0—5; A.Jones 4,0—4; Tchamang 3,1—4; Van Diest 2,2—4; Blackmon 1,3—4;

Abrams 4,4—8; Lang 2,1—3; Abrams 2,0—2; Falo 1,0—1. **Nebraska:** Honas 7,2—9; Barry 6,0—6; Dismuke 6,0—6; Miller 6,0—6; Davis 5,0—5; Lee 5,0—5.

**Quarterback Sacks—Colorado:** Johnson 3-21, Tchamang 2-6, Blackmon 1-6. **Nebraska:** Davis 1-12, Barry 1-7, Tannor 1-6.

**Interceptions—Colorado:** Miller 1-0. **Nebraska:** Jackson 1-1. **Passes Broken Up—Colorado:** Taylor 2, Miller. **Nebraska:** Bootle, Jackson.

**GAME NOTES**

**Mel Tucker** became the 10th coach (out of 26) in CU history to win his first two games at the reins of the program ... CU rallied from a 17-point deficit to win, tying its fourth-largest comeback in school history; it's previous large comeback against Nebraska was 12 (down 12-0 entering the fourth quarter at Lincoln in 1990) ... The sellout crowd of 52,829 was the largest (and third of 50,000-plus) since Folsom was reconfigured ahead of the 2015 season ... Colorado improved to 7-8 in overtime games in its history (1-1 vs. Nebraska; in the 1999 OT game won by the Huskers, CU rallied from down 27-3 tie the game but missed a 33-yarder that would have won it; NU held CU to a field goal in OT as it did today, but scored a TD on its possession to win) ... The Buffaloes snapped an 8-game losing streak against (AP) ranked teams, its last win coming over No. 21 Utah in 2016 ... CU has won 13 straight non-conference games in the state's borders (eight in Boulder, five in Denver) ... Colorado gained 258 yards in the fourth quarter after having 193 at the end of three ... Colorado's first 10 plays in NU territory were for net negative 6 yards; the last 21 gained 134 yards ... Colorado had six quarterback sacks in the game, four coming on third downs (all in the second half) ... The Buffs have now made 106 consecutive PAT kicks dating back to October 2016 ... A defensive battle through three quarters (24 points, 509 yards) did a 180 in the fourth, when the teams combined for 38 points and 417 yards ... Nebraska was 7-of-12 on second down in the first half, but was held to 1-of-12 in the second half.

**AIR FORCE 30, COLORADO 23 (OT)****(SEPTEMBER 14, 2019)****FOLSOM FIELD**

BOULDER — Colorado came back from a 23-10 deficit to tie the game at 23-23 and force overtime against Air Force, but unlike the previous week, the Buffaloes couldn't produce a win in the extra period, dropping a 30-23 decision at Folsom Field.

The loss came on the heels of a 34-31 win over Nebraska in overtime, making it the first time in CU history that the Buffs have played back-to-back OT games. Colorado dropped to 2-1 while Air Force improved to 2-0.

Colorado scored a touchdown on its first possession of the game and then quickly added a field goal for a 10-0 lead, but after that it was all Air Force until late in the fourth quarter. The Falcons scored three straight touchdowns in the first half to take a 20-10 lead, and it took an interception by CU's Mikial Onu in the end zone near the end of the first half to prevent the Falcons from making the margin even bigger.

While Air Force did produce 439 yards total offense, Colorado's defense also continued its takeaway trend, producing three in the game, getting two fumble recoveries to go with Onu's interception.

Air Force scored the winning touchdown on the first play of overtime, getting a 25-yard run from Kadin Remsberg. The Buffs then managed a first down on the ensuing possession, but a fourth-down pass attempt from Steven Montez to Laviska Shenault Jr. in the end zone fell incomplete.

Colorado trailed 20-10 at the half, then saw Air Force push the lead to 23-10 with a field goal midway through the fourth quarter after a scoreless third period.

The Buffs finally answered with their first touchdown since the opening drive of the game when they went 75 yards in 12 plays for the score. Montez hit Shenault with

a key third-down pass to keep the drive alive, then found Dimitri Stanley in the end zone for a 14-yard touchdown with 6:09 left in regulation. The PAT was blocked, however, leaving Colorado trailing by seven, 23-16, with just more than six minutes to play.

The Buffs then forced an Air Force punt and drove 60 yards for the tying touchdown, getting a 2-yard run from Shenault. The PAT tied the game at 23-23 with 28 seconds left and sent the game into overtime.

Colorado's offense looked good early, taking the opening kickoff and going 75 yards in 11 plays for a score, culminating the drive with a 42-yard Montez pass to Shenault. Shenault also had a 17-yard catch to keep the drive alive on third down, and Jaren Mangham ran for 2 yards on fourth-and-1.

Colorado then pushed its edge to 10-0 with 7:23 still left in the first quarter when the Buffs converted a Davion Taylor fumble recovery into a 36-yard James Stefanou field goal.

But from that point on, the Falcons controlled the tempo and the rest of the half.

AFA pulled to within 10-6 after CU's field goal, driving 75 yards in seven plays, with a Donald Hammond 32-yard pass to Geraud Sanders capping the drive. AFA's extra point try bounced off the upright, keeping CU's edge at 10-6.

The Falcons, though, kept punching away. AFA forced a CU punt, then went 78 yards in 12 plays for the go-ahead score. Hammond capped the drive with a 2-yard run and the PAT gave the Falcons a 13-10 lead. After another CU punt, AFA needed just two plays to extend its lead to 20-10. Hammond hit Benjamin Waters with an 81-yard touchdown pass and Air Force had a 20-10 lead with 6:37 to go in the half.

|                        |           |           |          |           |          |          |           |
|------------------------|-----------|-----------|----------|-----------|----------|----------|-----------|
| <b>Air Force</b> ..... | <b>6</b>  | <b>14</b> | <b>0</b> | <b>3</b>  | <b>7</b> | <b>-</b> | <b>30</b> |
| <b>COLORADO</b> .....  | <b>10</b> | <b>0</b>  | <b>0</b> | <b>13</b> | <b>0</b> | <b>-</b> | <b>23</b> |

| SCORING  | Score | Time  | Qtr |
|--|-------|-------|-----|
| COLORADO — Shenault 42 pass from Montez (Stefanou kick)    | 7- 0  | 9:37  | 1Q  |
| COLORADO — Stefanou 36 FG                                  | 10- 0 | 7:23  | 1Q  |
| Air Force — Sanders 32 pass from Hammond III (kick failed) | 10- 6 | 4:03  | 1Q  |
| Air Force — Hammond III 2 run Koehnke kick                 | 10-13 | 10:27 | 2Q  |
| Air Force — Waters 81 pass from Hammond III (Koehnke kick) | 10-20 | 6:37  | 2Q  |
| Air Force — Koehnke 47 FG                                  | 10-23 | 10:23 | 4Q  |
| COLORADO — Stanley 13 pass from Montez (kick blocked)      | 16-23 | 6:09  | 4Q  |
| COLORADO — Shenault 2 run (Stefanou kick)                  | 23-23 | 0:28  | 4Q  |
| Air Force — Remsberg 25 run (Koehnke kick)                 | 23-30 | ..... | OT1 |

| TEAM STATISTICS                         | COLORADO    | AIR FORCE  |
|---|-------------|------------|
| First Downs.....                        | 19          | 22         |
| Third Down Efficiency (Fourth).....     | 11-19 (2-3) | 7-12 (1-1) |
| Rushes—Net Yards .....                  | 32-105      | 52-284     |
| Passing Yards .....                     | 220         | 155        |
| Passes (Att-Comp-Int).....              | 43-26-1     | 12-7-1     |
| Total Offense .....                     | 325         | 439        |
| Return Yards .....                      | 0           | 4          |
| Punts: No-Average.....                  | 4-49.8      | 2-40.5     |
| Fumbles: No-Lost .....                  | 3-0         | 3-2        |
| Penalties/Yards .....                   | 6/35        | 4/30       |
| Quarterback Sacks—Yards .....           | 0-0         | 2-16       |
| Time of Possession .....                | 25:56       | 34:04      |
| Drives/Average Field Position .....     | 11/C34      | 11/A31     |
| Red Zone: Scores-Attempts (Points)..... | 3-4 (16)    | 1-2 (7)    |

Attendance: 49,282 Time: 3:09

Weather (73°): clear skies, 29% humidity, winds negligible (calm)

**INDIVIDUAL STATISTICS**

**Rushing—Colorado:** Mangham 10-56, Fontenot 13-42, Shenault 3-25, Smith 1-2, Stanley 1-0, Montez 2-minus 16, Team 2-minus 4. **Air Force:** Remsberg 23-146, Birdow 12-67, Jackson 6-27, Hammond 6-22, Eriksen 3-18, Waters 1-6, Team 1-minus 2.

**Passing—Colorado:** Montez 43-26-1, 220, 2 td. **Air Force:** Hammond 12-7-1, 155, 2 td.

**Receiving—Colorado:** Shenault 8-124, Stanley 5-24, Harris 4-22, Nixon 3-20, Brown 2-20, Mangham 2-minus 1, Russell 1-2, Fontenot 1-minus 2. **Air Force:** Sanders 4-56, Waters 2-92, Waguespack 1-7.

**Punting—Colorado:** Kinney 4-49.8 (60 long, 0 In20). **Air Force:** Scott 2-40.5 (42 long, 1 In20).

**Punt Returns—Colorado:** none. **Air Force:** Peterson 2-4. **Kickoff Returns—Colorado:** Nixon 1-17. **Air Force:** none.

**Tackle Leaders—Colorado:** Landman 10,5—15; Onu 10,2—12; A.Jones 7,3—10; Maddox 8,1—9; Abrams 4,4—8; Johnson 3,2—5; Lang 3,2—5; Tchangan 2,3—5; Miller 2,2—4; Taylor 3,0—3; Rakestraw 2,0—2; Falo 1,1—2. **Air Force:** Fejedelem 12,2—14; Theil 7,0—7; Meeks 3,4—7; Johnson 4,2—6; Bugg 5,0—5; Wills 3,2—5; Kauppila 3,2—5.

**Quarterback Sacks—Colorado:** none. **Air Force:** Fejedelem 1-8, Wills 1-8.

**Interceptions—Colorado:** Onu 1-0. **Air Force:** Bugg 1-0. **Passes Broken Up—Colorado:** none. **Air Force:** Lewis 2.

**GAME NOTES**

This marked the first time in CU history the Buffs played back-to-back overtime games (fourth time two in the same season: 1999, 2002, 2014, 2019); Colorado is now 7-9 in overtime games in its history ... CU is now 0-2 in black helmet/silver jerseys/black pant (and now 3-17 in black helmets) ... Air Force snapped a five-game losing streak to the Buffaloes, but CU still holds a 12-5 lead in the series ... Air Force has now scored in 308 straight games dating back to 1992 ... The loss snapped CU's 13-game winning streak against non-conference opponents within the state's borders (eight in Boulder, five in Denver) ... Colorado has outscored the opponent 51-24 in the fourth quarter this season, with a 507-330 edge in yards (393-181 the last two games) ... Colorado has now forced 10 turnovers in three games (committing three) for a +2.33 in turnover margin ... The Buffs had made 107 consecutive PAT kicks dating back to October 2016 before Air Force blocked one in the fourth quarter ... AFA's 81-yard TD play was the eighth longest pass play against the Buffs in their history ... When **WR Dimitri Stanley** scored the first touchdown (and points) of his career with his 13-yard TD reception in the fourth quarter, he joined his father Walter ('81) as the fourth father-son duo to score points for the Buffs ... **WR Laviska Shenault** (8-124, 1 TD receiving, 3-25 1 TD rushing; 149 all-purpose yards; 9 FDE/2 rush, 7 receive) had the fourth game of his career where he scored TDs both rushing and receiving and his sixth 100-yard receiving career game ... **S Mikial Onu** (11 TT, 1 INT, 1 FF) made his third interception on the season and forced his second fumble, thus creating five turnovers in his first three games as a Buff ... With the attendance of 49,282 after 52,829 against Nebraska, it marked the largest back-to-back crowds to open the season at Folsom Field since 2009.



## NOTABLE PERFORMANCES: THE LAST TIME

## INDIVIDUAL

|   |           |   |
|---|-----------|---|
| Kickoff Return For A Touchdown                    | Colorado: | Nelson Spruce vs. Cal in Boulder, Nov. 16, 2013 (onside, 46 yards; otherwise: M. Mosley vs. Utah, Nov. 23, 2012, 100 yds) |
|   | Opponent: | Reggie Dunn, Utah in Boulder, Nov. 23, 2012 (100 yards).  |
| Punt Return For A Touchdown                       | Colorado: | Laviska Shenault vs. Texas State in Boulder, Sept. 9, 2017 (55 yards; on a fumble return).                                |
|   | Opponent: | Boobie Hobbs, Utah in Boulder, Nov. 26, 2016 (55 yards).  |
| Interception Return For A Touchdown               | Colorado: | Dante Wigley vs. Oregon State in Boulder, Oct. 27, 2018 (27 yards).   |
|   | Opponent: | Ashlyn Davis, California at Berkeley, Nov. 24, 2018 (35 yards, TD; second in that game).                                  |
| Fumble Return/Recovery For A Touchdown            | Colorado: | Mustafa Johnson vs. Colorado State in Denver, Aug. 30, 2019 (9 yards).  |
|   | Opponent: | Tra'Mayne Bondurant, Arizona at Tucson, Nov. 8, 2014 (22 yards).  |
| Blocked Punt Return For A Touchdown               | Colorado: | Lawrence Vickers vs. Washington State at Seattle, Sept. 11, 2004 (0 yards).   |
|   | Opponent: | Grant Perry, Michigan at Ann Arbor, Sept. 17, 2016 (6 yards).   |
| Blocked Field Goal Return For A Touchdown         | Colorado: | Has not occurred.   |
|   | Opponent: | Max Bergen, Stanford at Palo Alto, Oct. 8, 2011 (75 yards; first-ever against Colorado)                                   |
| Blocked Punt                                      | Colorado: | Alex Fontenot vs. California at Berkeley, Nov. 24, 2018 and vs. Utah in Boulder, Nov. 17, 2018.                           |
|   | Opponent: | Khaylan Thomas, Arizona State at Tempe, Nov. 4, 2017.   |
| Blocked PAT Kick                                  | Colorado: | Terrance Lang vs. Oregon State in Boulder, Oct. 27, 2018.   |
|   | Opponent: | Jordan Jackson, Air Force in Boulder, Sept. 14, 2019 ( <i>kicker: James Stefanou</i> )                                    |
| Blocked Field Goal                                | Colorado: | Chidobe Awuzie vs. UCLA in Boulder, Nov. 3, 2016.   |
|   | Opponent: | Elu Aydon, Oregon State in Boulder, Oct. 27, 2018.  |
| Offensive Lineman To Score A Touchdown            | Colorado: | Alex Kelley vs. Colorado State in Denver, Sept. 2, 2016 (recovered fumble in end zone).                                   |
|   | Opponent: | Has not occurred.   |
| Defensive Two-Point Conversion                    | Colorado: | Greg Biekert vs. Nebraska in Boulder, Nov. 2, 1991.   |
|   | Opponent: | Has not occurred.   |
| 300 Yards Total Offense                           | Colorado: | 358, Steven Montez vs. Nebraska in Boulder, Sept. 7, 2019 (375 pass, -17 rush).   |
|   | Opponent: | 356, Adrian Martinez, Nebraska in Boulder, Sept. 7, 2019 (66 rush, 290 pass).   |
| 400 Yards Total Offense                           | Colorado: | 416, Steven Montez vs. Southern California in Boulder, Nov. 11, 2017 (376 pass, 40 rush).                                 |
|   | Opponent: | 481, Khalil Tate, Arizona in Boulder, Oct. 7, 2017 (327 rush, 154 pass).  |
| 100 Yards Rushing                                 | Colorado: | 125, Alex Fontenot vs. Colorado State in Denver, Aug. 30, 2019 (19 attempts).   |
|   | Opponent: | 146, Kadin Remsberg, Air Force in Boulder, Sept. 14, 2019 (23 attempts)   |
| 200 Yards Rushing                                 | Colorado: | 281, Phillip Lindsay vs. Arizona in Boulder, Oct. 7, 2017 (41 attempts).  |
|   | Opponent: | 327, Khalil Tate, Arizona in Boulder, Oct. 7, 2017 (14 attempts).   |
| 300 Yards Rushing                                 | Colorado: | 309, Chris Brown vs. Kansas at Lawrence, Oct. 12, 2002.   |
|   | Opponent: | 327, Khalil Tate, Arizona in Boulder, Oct. 7, 2017 (14 carries).  |
| Three Touchdowns Rushing                          | Colorado: | 3, Alex Fontenot vs. Colorado State in Denver, Aug. 30, 2019.   |
|   | Opponent: | 3, Ryan Nall, Oregon State at Corvallis, Oct. 14, 2017.   |
| Four Touchdowns Rushing                           | Colorado: | 4, Michael Adkins II vs. Charleston Southern in Boulder, Oct. 19, 2013.   |
|   | Opponent: | 4, Khalil Tate, Arizona in Boulder, Oct. 7, 2017.   |
| Two 100-Yard Rushers                              | Colorado: | Phillip Lindsay (31-144) and Sefo Liufau (23-108) vs. Washington State in Boulder, Nov. 19, 2016.                         |
|   | Opponent: | Adrian Martinez (15-117) and Greg Bell (13-104), Nebraska at Lincoln, Sept. 8, 2018.                                      |
| Three 100-Yard Rushers                            | Colorado: | Jon Keyworth (18-124), Paul Arendt (23-116) and Ward Walsh (15-101), vs. Air Force at USAFA, Nov. 21, 1970.               |
|   | Opponent: | David Overstreet (18-258), Darrell Shepard (3-151) and George Rhymes (9-110), Oklahoma in Boulder, Oct. 4, 1980.          |
| 300 Yards Passing                                 | Colorado: | 375, Steven Montez vs. Nebraska in Boulder, Sept. 7, 2019.  |
|   | Opponent: | 374, Collin Hill vs. Colorado State in Denver, Aug. 30, 2019.   |
| 400 Yards Passing                                 | Colorado: | 455, Sefo Liufau vs. California at Berkeley, Sept. 27, 2014 (46-of-67).   |
|   | Opponent: | 458, Jared Goff, California at Berkeley, Sept. 27, 2014 (24-of-42).   |
| Three Touchdowns Passing                          | Colorado: | 3, Steven Montez vs. Arizona at Tucson, Nov. 2, 2018.   |
|   | Opponent: | 3, Collin Hill vs. Colorado State in Denver, Aug. 30, 2019.   |
| Four Touchdowns Passing                           | Colorado: | 4, Steven Montez vs. Colorado State in Denver, Aug. 31, 2018.   |
|   | Opponent: | 5, Khalil Tate, Arizona at Tucson, Nov. 2, 2018.  |
| Five Touchdowns Passing                           | Colorado: | 7, Sefo Liufau vs. California at Berkeley, Sept. 27, 2014 ( <b>school record</b> ).                                       |
|   | Opponent: | 5, Khalil Tate, Arizona at Tucson, Nov. 2, 2018.  |
| Three Interceptions Thrown                        | Colorado: | 3, Steven Montez vs. California at Berkeley, Nov. 24, 2018.   |
|   | Opponent: | 3, Ryan Burns, Stanford at Palo Alto, Oct. 22, 2016.  |
| Four Interceptions Thrown                         | Colorado: | 4, Nick Hirschman vs. Utah in Boulder, Nov. 23, 2012.   |
|   | Opponent: | 4, Graham Harrell, Texas Tech at Lubbock, Oct. 27, 2007.  |
| 10 Receptions                                     | Colorado: | 10, Laviska Shenault vs. Washington State in Boulder, Nov. 10, 2018 (102 yards).  |
|   | Opponent: | 11, Isaiah Hodgins, Oregon State in Boulder, Oct. 27, 2018 (146 yards).   |
| 100 Yards Receiving                               | Colorado: | 124, Laviska Shenault vs. Air Force in Boulder, Sept. 14, 2019 (8 receptions).  |
|   | Opponent: | 118, Maurice Washington, Nebraska in Boulder, Sept. 7, 2019 (4 receptions).   |
| 200 Yards Receiving                               | Colorado: | 211, Laviska Shenault vs. Colorado State in Denver, Aug. 31, 2018 (11 receptions).  |
|   | Opponent: | 208, Ryan Broyles, Oklahoma at Norman, Oct. 30, 2010 (9 receptions).  |
| Two Touchdowns Receiving                          | Colorado: | 2, K.D. Nixon vs. Oregon State in Boulder, Oct. 27, 2018.   |
|   | Opponent: | 2, Shawn Poindexter, Arizona at Tucson, Nov. 2, 2018.   |
| Three Touchdowns Receiving                        | Colorado: | 3, Shay Fields vs. Oregon State in Boulder, Oct. 1, 2016.   |
|   | Opponent: | 3, Nelson Agholor, Southern California at Los Angeles, Oct. 18, 2014.   |
| Two 100-Yard Receivers                            | Colorado: | Laviska Shenault (11-211) and K.D. Nixon (6-112) vs. Colorado State in Denver, Aug. 31, 2018.                             |
|   | Opponent: | Maurice Washington (4-118) and J.D. Spielman (5-1121), Nebraska in Boulder, Sept. 7, 2019.                                |
| 100-Yard Rusher & Receiver                        | Colorado: | Travon McMillian (20-132) rushing & K.D. Nixon (13-198 receiving) vs. Oregon State in Boulder, Oct. 27, 2018.             |
|   | Opponent: | Jermar Jefferson (30-135 rushing) & Isaiah Hodgins (11-146 receiving), Oregon State in Boulder, Oct. 27, 2018.            |
| 100-Yard Rusher & Receiver ( <i>same player</i> ) | Colorado: | Cortlen Johnson (27-172 rushing; 6-105 receiving), vs. Iowa State at Ames, Nov. 10, 2001.                                 |
|   | Opponent: | Has not occurred.   |



### The Last Time, continued...

|                                   |           |  |
|-----------------------------------|-----------|--|
| Four Touchdowns In A Game         | Colorado: | 4, Laviska Shenault vs. Arizona State in Boulder, Oct. 8, 2017 (2 rushing, 2 receiving). |
|                                   | Opponent: | 4, Khalil Tate, Arizona in Boulder, Oct. 7, 2017 (4 rushing).                            |
| Four Field Goals In A Game        | Colorado: | 4, Will Oliver vs. Colorado State in Denver, Sept. 1, 2013.                              |
|                                   | Opponent: | 4, Jordan Choukair, Oregon State at Corvallis, Oct. 14, 2017.                            |
| 50-Yard Field Goal                | Colorado: | 53, James Stefanou vs. Arizona State at Tempe, Nov. 4, 2017.                             |
|                                   | Opponent: | 51, Matt Gay, Utah in Boulder, Nov. 17, 2018.  |
| Two Interceptions In A Game       | Colorado: | 2, Mikial Onu vs. Colorado State in Denver, Aug. 30, 2019.                               |
|                                   | Opponent: | 2, Ashtyn Davis, California at Berkeley, Nov. 24, 2018.                                  |
| Three Interceptions In A Game     | Colorado: | 3, Terrence Wheatley vs. Texas Tech at Lubbock, Oct. 27, 2007.                           |
|                                   | Opponent: | 3, Philip Thomas, Fresno State at Fresno, Sept. 15, 2012.                                |
| Four Interceptions In A Game      | Colorado: | Has not occurred.  |
|                                   | Opponent: | 4, Frank Nelson, Utah at Salt Lake City, Nov. 2, 1946.                                   |
| Three Quarterback Sacks In A Game | Colorado: | 3 (for 21 yards), Mustafa Johnson vs. Nebraska in Boulder, Sept. 7, 2019.                |
|                                   | Opponent: | 4 (for 31 yards), Vilas Fauonuku, Utah at Salt Lake City, Nov. 28, 2015.                 |
| Four Quarterback Sacks In A Game  | Colorado: | 4½ (for 46), Ron Woolfork vs. Iowa in Boulder, Sept. 26, 1992.                           |
|                                   | Opponent: | 4 (for 31 yards), Vilas Fauonuku, Utah at Salt Lake City, Nov. 28, 2015.                 |

### TEAM

|  |           |   |
|--|-----------|---|
| Shut Out (Defensive)                         | Colorado: | Game: 48-0, vs. Nicholls State in Boulder, Sept. 26, 2015.  |
|  |           | Through 3rd Qtr: 37-0, vs. Colorado State in Denver, Sept. 2, 2016.   |
|  |           | At Half: 28-0, vs. New Hampshire in Boulder, Sept. 15, 2018.  |
|  | Opponent: | Game: 0-28, by Washington State at Pullman, Oct. 21, 2017.  |
|  |           | Through 3rd Qtr: 0-21, by Washington State at Pullman, Oct. 21, 2017.   |
|  |           | At Half: 0-17, by Nebraska in Boulder, Sept. 7, 2019.   |
| Safety                                       | Colorado: | vs. Oregon in Boulder, Oct. 22, 2011 (Terrel Smith tackled Cliff Harris in end zone).                                 |
|  | Opponent: | by Stanford at Palo Alto, Oct. 22, 2016 (Sefo Liufau ran out of back of end zone).                                    |
| Held To No Offensive Touchdowns              | Colorado: | by Washington State at Pullman, Oct. 21, 2017.  |
|  | Opponent: | Texas State in Boulder, Sept. 9, 2017; Colorado State in Denver, Sept. 1, 2017; Stanford at Palo Alto, Oct. 22, 2016. |
| 30 First Downs In A Game                     | Colorado: | 30, vs. Northern Colorado in Boulder, Sept. 16, 2017.   |
|  | Opponent: | 30, by Oregon State at Corvallis, Oct. 14, 2017.  |
| Held Under 10 First Downs                    | Colorado: | 9, by Washington at Santa Clara, Pac-12 Championship Game, Dec. 2, 2016.  |
|  | Opponent: | 7, vs. Arizona State in Boulder, Oct. 15, 2016.   |
| 500 Yards Total Offense In A Game            | Colorado: | 536, vs. Oregon State in Boulder, Oct. 27, 2018 (217 rush, 319 pass).   |
|  | Opponent: | 505, by Colorado State in Denver, Aug. 30, 2019 (131 rush, 374 pass).   |
| 600 Yards Total Offense In A Game            | Colorado: | 603, vs. Washington State in Boulder, Nov. 19, 2016 (258 rush, 345 pass).   |
|  | Opponent: | 616, by Arizona in Boulder, Oct. 17, 2015 (291 rush, 325 pass).   |
| Held Under 200 Yards Total Offense In A Game | Colorado: | 196, by Utah in Boulder, Nov. 17, 2018 (34 rush, 162 pass).   |
|  | Opponent: | 199, Arizona State in Boulder, Oct. 15, 2016 (50 rush, 149 pass).   |
| Held Under 100 Yards Total Offense In A Game | Colorado: | 76, by Stanford in Boulder, Nov. 3, 2012 (-21 rush, 97 pass).   |
|  | Opponent: | 96, Idaho State in Boulder, Sept. 10, 2016 (29 rush, 67 pass).  |
| 300 Yards Rushing In A Game                  | Colorado: | 311, vs. New Hampshire in Boulder, Sept. 15, 2018.  |
|  | Opponent: | 329, by Nebraska at Lincoln, Sept. 8, 2018.   |
| 400 Yards Rushing In A Game                  | Colorado: | 427, vs. Kansas at Lawrence, Oct. 12, 2002.   |
|  | Opponent: | 413, by Arizona in Boulder, Oct. 7, 2017.   |
| 500 Yards Rushing In A Game                  | Colorado: | 502, vs. Missouri in Boulder, Nov. 11, 2000.  |
|  | Opponent: | 516, by Missouri at Columbia, Oct. 6, 1984.   |
| Held Under 100 Yards Rushing In A Game       | Colorado: | 89, by Nebraska in Boulder, Sept. 7, 2019 (37 attempts; included three sacks for 25 yards).                           |
|  | Opponent: | 95, vs. California at Berkeley, Nov. 24, 2018 (38 attempts; included three sacks for 12 yards).                       |
| 400 Yards Passing In A Game                  | Colorado: | 401, vs. Arizona State at Tempe, Oct. 10, 2015.   |
|  | Opponent: | 458, by California at Berkeley, Sept. 27, 2014.   |
| 500 Yards Passing In A Game                  | Colorado: | 533, vs. NE Louisiana in Boulder, Sept. 16, 1995.   |
|  | Opponent: | 523, by Fresno State at Honolulu, Dec. 25, 1993 (Aloha Bowl; only time ever vs. Colorado)                             |
| Held Under 100 Yards Passing In A Game       | Colorado: | 94, by Washington State at Pullman, Oct. 21, 2017.  |
|  | Opponent: | 67, vs. Idaho State in Boulder, Sept. 10, 2016.   |
| Averaged Over Eight Yards Per Play           | Colorado: | 9.17, vs. Colorado State in Denver, Aug. 31, 2018 (65-596).   |
|  | Opponent: | 8.20, by Arizona at Tucson, Nov. 2, 2018 (69-566).  |
| Held Under Three Yards Per Play              | Colorado: | 2.93, by Utah in Boulder, Nov. 17, 2018 (67-196).   |
|  | Opponent: | 1.75, vs. Idaho State in Boulder, Sept. 26, 2015 (55-96).   |
| Four Interception Game                       | Colorado: | 4, vs. Texas Tech at Lubbock, Oct. 27, 2007.  |
|  | Opponent: | 4, by Utah in Boulder, Nov. 23, 2012.   |
| Five Interception Game                       | Colorado: | 5, vs. Texas Tech at Lubbock, Nov. 1, 2003.   |
|  | Opponent: | 5, by Oklahoma in Boulder, Oct. 17, 1992.   |
| Six Quarterback Sacks                        | Colorado: | 6 (for 33 yards), vs. Nebraska in Boulder, Sept. 7, 2019.   |
|  | Opponent: | 7 (for 43 yards), by Nebraska at Lincoln, Sept. 8, 2018.  |
| Forced Six (Five) Lost Opponent Fumbles      | Colorado: | 6, vs. Kansas State in Boulder, Oct. 22, 1983 (5 vs. Nebraska in Boulder, Nov. 26, 1999)                              |
|  | Opponent: | 6, by Nebraska at Lincoln, Oct. 25, 1975 (5 by Oklahoma State at Stillwater, Nov. 8, 1980).                           |
| Forty-Minute Time of Possession Game         | Colorado: | 41:05, vs. UCLA at Pasadena, Oct. 31, 2015.   |
|  | Opponent: | 41:46, by Washington State in Boulder, Nov. 10, 2018.   |
| Turnover-Free Game                           | Colorado: | vs. Colorado State in Denver, Aug. 30, 2019.  |
|  | Opponent: | by California at Berkeley, Nov. 24, 2018.   |
| Did Not Punt                                 | Colorado: | vs. Iowa State in Boulder, Nov. 19, 1994.   |
|  | Opponent: | by Washington at Seattle, Nov. 9, 2013 (just second time since 1983; Baylor in 2010).                                 |
| Recovered Own Onside Kick                    | Colorado: | vs. Southern California at Los Angeles (Kyle Trego); 1-of-last-1 (2-of-last 7 back to 2014).                          |
|  | Opponent: | by California in Boulder, Nov. 16, 2013; 0-of-last-4.   |



**CAREER SINGLE GAME BESTS***(for those who have regularly appeared in games)***DELRIK ABRAMS, CB**

Total Tackles—9, at Nebraska, 9/8/18  
 Solo Tackles—6, twice (last: at Nebraska, 9/8/18)  
 Interceptions—N/A  
 Pass Deflections—3, vs. New Hampshire, 9/15/18

**DANIEL ARIAS, WR**

Receptions—1, at Washington, 10/20/18  
 Receiving Yards—37, at Washington, 10/20/18  
 Long Reception—37, at Washington, 10/20/18 (TD)  
 Receiving TDs—1, at Washington, 10/20/18

**MAURICE BELL, WR**

Receptions—N/A  
 Receiving Yards—N/A  
 Long Reception—N/A  
 Receiving TDs—N/A

**BEAU BISHARAT, TE (TB)**

Rushing High—13-92, vs. New Hampshire, 9/15/18  
 Long Run—47, vs. New Hampshire, 9/15/18  
 Receptions—1, twice (last: vs. Colorado State, 8/31/18)  
 Receiving Yards—6, vs. California, 10/28/18  
 Receiving TDs—1, vs. Colorado State, 8/31/18

**MEKHI BLACKMON, CB**

Total Tackles—4, twice (last: vs. Nebraska, 9/07/19)  
 Solo Tackles—4, twice (last: vs. Colorado State, 8/30/19)  
 Interceptions—N/A  
 Pass Deflections—1, thrice (last: at California, 11/24/18)

**TONY BROWN, WR**

Receptions—6, vs. UCLA, 9/28/18  
 Receiving Yards—80, vs. New Hampshire, 9/15/18  
 Long Reception—53, twice (vs. New Hampshire, UCLA)  
 Receiving TDs—1, twice (last: vs. Nebraska, 9/07/19)

**JACOB CALLIER, OLB**

Total Tackles—3, vs. New Hampshire, 9/15/18  
 Solo Tackles—3, vs. New Hampshire, 9/15/18  
 QB Sacks—1, twice (last: vs. New Hampshire, 9/15/18)  
 Third Down Stops—2, vs. Colorado State, 9/01/17

**NU'UMOTU FALO, Jr., OLB**

Total Tackles—4, twice (last: vs. Arizona, 10/17/15)  
 Solo Tackles—4, vs. Arizona, 10/17/15  
 QB Sacks—1, at Arizona, 11/12/16  
 Third Down Stops—1, five times (last: vs. Utah, 11/26/16)  
 Pass Deflections—2, vs. UCLA, 11/3/16

**ALEX FONTENOT, TB**

Rushing Attempts—19, vs. Colorado State, 8/30/19  
 Rushing Yards—125, Colorado State, 8/30/19  
 Long Run—32, Colorado State, 8/30/19 (TD)  
 Rushing TDs—3, Colorado State, 8/30/19

**TYLER FRANCIS, PK**

Field Goals Made—2, at Arizona, 11/02/18  
 Field Goals Attempted—2, at Arizona, 11/02/18  
 Long Field Goal—48, at Arizona, 11/02/18  
 PAT Made—4, at Arizona, 11/02/18

**JALEN HARRIS, TE**

Receptions—4, vs. Air Force, 9/14/19  
 Receiving Yards—24, vs. Colorado State, 8/30/19  
 Long Reception—23, vs. Colorado State, 8/30/19  
 Receiving TDs—1, vs. Colorado State, 8/30/19

**JAYLON JACKSON, WR**

Receptions—6, at Arizona, 11/02/18  
 Receiving Yards—57, vs. Nebraska, 9/07/19  
 Long Reception—57, vs. Nebraska, 9/07/19  
 Receiving TDs—N/A

**MUSTAFA JOHNSON, DE**

Total Tackles—10, twice (last: vs. Arizona State, 10/06/18)  
 Solo Tackles—8, twice (last: vs. Oregon State, 10/27/18)  
 QB Sacks—3, vs. Nebraska, 9/07/19  
 Third Down Stops—3, vs. Nebraska, 9/07/19

**AKIL JONES, ILB**

Total Tackles—10, vs. Air Force, 9/14/19  
 Solo Tackles—7, vs. Air Force, 9/14/19  
 Third Down Stops—2, vs. Air Force, 9/14/19  
 QB Sacks—N/A

**JANAZ JORDAN, DT**

Total Tackles—2, vs. Colorado State, 8/30/19  
 Solo Tackles—N/A  
 QB Sacks—N/A  
 Third Down Stops—N/A

**ALEX KINNEY, P**

Punts—10, at Washington State, 10/21/17  
 Average (*min. 5 punts*)—51.2, at Arizona State, 11/04/17 (5)  
 Long Punt—70, vs. Texas State, 9/09/17

50-Plus—3, twice (last: vs. Air Force, 9/14/19)  
 Inside-the-20—5, twice (last: vs. Nebraska, 9/07/19)

**NATE LANDMAN, ILB**

Total Tackles—19, vs. Utah, 11/17/18  
 Solo Tackles—12, vs. Nebraska, 9/07/19  
 QB Sacks—2, vs. Oregon State, 10/27/18  
 Third Down Stops—3, at Nebraska, 9/8/18 (2 4th down)  
 Pass Deflections—3, at California, 11/24/18  
 Interceptions—1, twice (last: at Nebraska, 9/8/18)

**TERRANCE LANG, DE**

Total Tackles—5, vs. Air Force, 9/14/19  
 Solo Tackles—3, twice (last: vs. Air Force, 9/14/19)  
 QB Sacks—1, twice (last: vs. Colorado State, 8/30/19)  
 Third Down Stops—2, twice (last: at California, 11/24/18)

**TYLER LYTLE, QB**

Pass Attempts—5, vs. Utah, 11/17/18  
 Pass Completions—4, vs. Utah, 11/17/18  
 Passing Yards—55, vs. Utah, 11/17/18  
 TD Passes—N/A  
 Long Pass—33, vs. Utah, 11/17/18  
 Interceptions—1, vs. Utah, 11/17/18  
 Rating (*min 10 att.*)—132.4, vs. Utah, 11/17/18

**AARON MADDOX, S**

Total Tackles—12, vs. Washington State, 11/10/18  
 Solo Tackles—11, vs. Washington State, 11/10/18  
 Interceptions—N/A  
 Pass Deflections—N/A

**JAREN MANGHAM, TB**

Rushing Attempts—11, twice (last: vs. Nebraska, 9/07/19)  
 Rushing Yards—56, vs. Air Force, 9/14/19  
 Long Run—19, vs. Air Force, 9/14/19  
 Rushing TDs—2, vs. Nebraska, 9/07/19

**CHRIS MILLER, CB**

Total Tackles—4, twice (last: vs. Nebraska, 9/14/19)  
 Solo Tackles—3, at Southern California, 10/13/18  
 Interceptions—1, vs. Nebraska, 9/07/19  
 Pass Deflections—1, at Washington, 10/20/18

**STEVEN MONTEZ, QB**

Pass Attempts—50, at Nebraska, 9/08/18  
 Pass Completions—33, at Nebraska, 9/08/18  
 Passing Yards—376, vs. Southern California, 11/11/17  
 TD Passes—4, twice (last: vs. Colorado State, 8/31/18)  
 Long Pass—96, vs. Nebraska, 9/07/19 (TD)  
 Interceptions—3, vs. Washington, 9/23/17  
 Rating (*min 10 att.*)—246.4, vs. Colorado State, 8/31/18  
 Rushing Attempts—21, at Oregon, 9/24/16  
 Rushing Yards—135, at Oregon, 9/24/16  
 Long Run—38, vs. Colorado State, 8/31/18 (TD)  
 Rushing TDs—2, vs. UCLA, 9/28/18

**K.D. NIXON, WR**

Receptions—13, vs. Oregon State, 10/27/18  
 Receiving Yards—198, vs. Oregon State, 10/27/18  
 Long Reception—96, vs. Nebraska, 9/07/19 (TD)  
 Receiving TDs—2, Oregon State, 10/27/18

**SAM NOYER, S**

Total Tackles—N/A  
 Solo Tackles—N/A  
 Interceptions—N/A  
 Pass Deflections—N/A  
 Passing Highs—7-of-18, 53 yards, at Wash. St. 10/21/17

**MIKIAL ONU, CB**

Total Tackles—12, vs. Air Force, 9/14/19  
 Solo Tackles—10, vs. Air Force, 9/14/19  
 Interceptions—2, vs. Colorado State, 8/30/19  
 Pass Deflections—N/A

**DAVIS PRICE, P/PK**

Field Goals Made—2, vs. Oregon State, 10/01/16  
 Field Goals Attempted—2, vs. Oregon State, 10/01/16  
 Long Field Goal—54, vs. Oregon State, 10/01/16  
 PAT Made—7, at Arizona, 11/12/16  
 Punts—9, at Southern California, 10/13/18  
 Average (*min. 5 punts*)—41.9, at Southern Cal, 10/13/18  
 Long Punt—58, vs. UCLA, 9/28/18  
 50-Plus—1, twice (last: at Southern California, 10/13/18)  
 Inside-the-20—4, thrice (last: vs. Oregon State, 10/27/18)

**EVAN PRICE, PK**

Field Goals Made—2, twice (last: vs. Oregon State, 10/27/18)  
 Field Goals Attempted—3, vs. Oregon State, 10/27/18  
 Long Field Goal—37, at Washington, 10/20/18  
 PAT Made—4, vs. Oregon State, 10/27/18

**DERRION RAKESTRAW, S**

Total Tackles—7, at Arizona State, 11/02/18  
 Solo Tackles—6, at Arizona State, 11/02/18  
 Interceptions—1, at Arizona, 11/02/18  
 Pass Deflections—1, on two occasions

**NA'IM RODMAN**

Total Tackles—1, twice (last: 1, vs. Air Force, 9/14/19)  
 Solo Tackles—1, vs. Air Force, 9/14/19  
 QB Sacks—N/A  
 Third Down Stops—N/A

**BRADY RUSSELL, TE**

Receptions—4, twice (last: vs. Nebraska, 9/07/19)  
 Receiving Yards—44, vs. Colorado State, 8/30/19  
 Long Reception—27, vs. Colorado State, 8/30/19  
 Receiving TDs—N/A

**JALEN SAMI, DT**

Total Tackles—1, twice (last: vs. Air Force, 9/14/19)  
 Solo Tackles—1, vs. Air Force, 9/14/19  
 QB Sacks—N/A  
 Third Down Stops—N/A

**DEION SMITH, TB**

Rushing Attempts—2, vs. Colorado State, 8/30/19  
 Rushing Yards—4, vs. Colorado State, 8/30/19  
 Long Run—N/A  
 Rushing TDs—N/A

**LA'VONTAE SHENAUT, WR**

Receptions—N/A  
 Receiving Yards—N/A  
 Long Reception—N/A  
 Receiving TDs—N/A

**LAVISKA SHENAUT, WR**

Receptions—13, vs. Arizona State, 10/6/18  
 Receiving Yards—211, vs. Colorado State, 8/31/18  
 Long Reception—89, vs. Colorado State, 8/31/18 (TD)  
 Receiving TDs—2, vs. Arizona State, 10/6/18  
 Rushing Attempts—5, twice (last: vs. Arizona St, 10/06/18)  
 Rushing Yards—46, at Southern California, 10/13/18  
 Long Run—49, at Southern California, 10/13/18 (TD)  
 Rushing TDs—2, vs. Arizona State, 10/6/18

**DIMITRI STANLEY, WR**

Receptions—5, vs. Air Force, 9/14/19  
 Receiving Yards—35, vs. Air Force, 9/14/19  
 Long Reception—16, vs. Colorado State, 8/30/19  
 Receiving TDs—1, vs. Air Force, 9/14/19

**JAMES STEFANO, PK**

Field Goals Made—3, 4 times (last: at Arizona St., 11/04/17)  
 Field Goals Attempted—4, at Nebraska, 9/08/18  
 Long Field Goal—53, at Arizona State, 11/04/17  
 PAT Made—7, vs. Colorado State, 8/30/19  
 PAT Attempts—7, vs. Colorado State, 8/30/19  
 Points—14, vs. California, 10/28/17

**DAVION TAYLOR, S/OLB**

Total Tackles—13, vs. Washington State, 11/10/18  
 Solo Tackles—12, vs. Washington State, 11/10/18  
 QB Sacks—1, vs. UCLA, 9/28/18  
 Third Down Stops—3, twice (last: at California, 11/24/18)

**ALEX TCHANGAM, DE**

Total Tackles—5, twice (last: vs. Air Force, 9/14/19)  
 Solo Tackles—3, vs. Nebraska, 9/07/19  
 QB Sacks—2, vs. Nebraska, 9/07/19  
 Third Down Stops—2, vs. Nebraska, 9/07/19

**TREY UDOFFIA, S**

Total Tackles—10, vs. Oregon State, 10/27/18  
 Solo Tackles—9, twice (last: vs. Oregon State, 10/27/18)  
 Interceptions—1, vs. Colorado State, 9/01/17  
 Pass Deflections—3, at Washington State, 10/21/17

**JONATHAN VAN DIEST, ILB**

Total Tackles—6, vs. Colorado State, 8/30/19  
 Solo Tackles—5, vs. Colorado State, 8/30/19  
 QB Sacks—1, twice (last: vs. Nebraska, 9/07/19)  
 Third Down Stops—1, twice (last: vs. Colorado State, 8/30/19)

**CARSON WELLS, OLB**

Total Tackles—6, vs. Colorado State, 8/30/19  
 Solo Tackles—4, vs. Oregon State, 10/27/18  
 QB Sacks—2, twice (last: at Arizona, 11/02/18)  
 Third Down Stops—2, vs. Arizona State, 10/06/18

**AUSTIN WILLIAMS, DT**

Total Tackles—N/A  
 Solo Tackles—N/A  
 QB Sacks—N/A  
 Third Down Stops—N/A

**PRESEASON ALL-AMERICAN****DE MUSTAFA JOHNSON** (honorable mention: *collegefootballnews.com*)**ILB NATE LANDMAN** (second-team: *College Football America*)**WR LAVISKA SHENAULT** (first-team: *collegefootballnews.com*; *Phil Steele's College Football*, *Sports Illustrated*; second-team: *CBSSports.com*, *Street & Smith*; third-team: *Athlon*)**PRESEASON ALL-PAC 12****DE MUSTAFA JOHNSON** (first-team: Pac-12 Summer Media Poll; *Athlon*; *collegefootballnews.com*; *Lindy's College Football*; *Phil Steele's College Football*)**P ALEX KINNEY** (second-team: *Phil Steele's College Football*; fourth-team: *Athlon*)**ILB NATE LANDMAN** (first-team: *Phil Steele's College Football*; second-team: Pac-12 Summer Media Poll; *Athlon*; *Lindy's College Football*)**OL TIM LYNOTT, Jr.** (fourth-team: *Athlon*)**WR K.D. NIXON** (fourth-team: *Phil Steele's College Football*)**OG COLBY PURSELL** (third-team: *Phil Steele's College Football*)**DT JALEN SAMI** (fourth-team: *Phil Steele's College Football*)**WR LAVISKA SHENAULT** (first-team: Pac-12 Summer Media Poll; *Athlon*; *collegefootballnews.com*; *Lindy's College Football*; *Phil Steele's College Football*; *Street & Smith*)**OT WILL SHERMAN** (fourth-team: *Phil Steele's College Football*; honorable mention: Pac-12 Summer Media Poll)**LB DAVION TAYLOR** (fourth-team: *Athlon*)**BUFFALOES ON NATIONAL AWARD LISTS***(Watch Lists/Official Nominations)***Chuck Bednarik Award** (top defensive player): **DE Mustafa Johnson & ILB Nate Landman** (two of 80 players on official watch list)**Biletniikoff Award** (nation's top receiver regardless of position): **WR Laviska Shenault** (one of 50 players on official watch list)**Burlsworth Trophy** (nation's top one-time walk-on performer): **SN J.T. Bale** (will be CU's official nomination)**William Campbell Trophy** (the academic "Heisman"): **S Lucas Cooper** (CU's official nomination)**Dick Butkus Award** (top linebacker): **ILB Nate Landman & OLB Davion Taylor** (two of 51 players on official watch list)**Maxwell Award** (national player of the year): **QB Steven Montez** and **WR Laviska Shenault** (two of 80 players on official watch list)**Earl Campbell Tyler Rose Award** (outstanding offensive player with ties to state of Texas): **QB Steven Montez & WR Laviska Shenault** (two of 42 on official watch list)**Ray Guy Award** (top punter: **P Alex Kinney** (one of 26 players on official watch list)**Ted Hendricks Award** (top defensive end): **DE Mustafa Johnson** (one of 37 players on official watch list)**Paul Hornung Award** (most versatile player): **WR Laviska Shenault** (one of 44 players on official watch list)**Patrick Mannelly Award** (top long snapper): **SN J.T. Bale** (one of 25 players on official watch list)**Manning Award** (top quarterback in the nation, including postseason): **QB Steven Montez** (one of 30 players on official watch list)**Bronko Nagurski Trophy** (top defensive player): **DE Mustafa Johnson & ILB Nate Landman** (two of 92 players on official watch list)**Davey O'Brien Award** (nation's best quarterback): **QB Steven Montez** (one of 30 players on official watch list)**Polynesian Player of the Year** (nation's top player with Polynesian roots): **DT Jalen Sami** (one of 63 players on the official watch list)**Rimington Award** (nation's top center): **C Tim Lynott, Jr.** (one of 80 players on the official watch list)**Johnny Unitas Golden Arm Award** (nation's top senior or fourth-year quarterback): **QB Steven Montez** (one of 49 players on official watch list)**Freshman All-America Candidates** (selected by the FWAA): **ILB Mark Perry, WR Dimitri Stanley****NATIONAL TOP 100 PLAYER RATINGS****All-Purpose:** Laviska Shenault (No. 2, *Lindy's College Football*)**Centers:** Tim Lynott, Jr. (No. 31, *Phil Steele's College Football*)**Defensive Ends:** Mustafa Johnson (No. 15, *collegefootballnews.com*; No. 30, *Phil Steele's College Football*)**Inside Linebackers:** Nate Landman (No. 22, *Phil Steele's College Football*)**Offensive Tackles:** William Sherman (No. 31, *Phil Steele's College Football*)**Outside Linebackers:** Davian Taylor (No. 22, *Phil Steele's College Football*), Carson Wells (No. 59, *Phil Steele's College Football*)**Quarterbacks:** Steven Montez (No. 12, *Phil Steele's College Football*; No. 21 *Lindy's College Football*; No. 41 *Athlon* / No. 4, *Lindy's/NFLDraftScout.com*)**Tight Ends:** Jalen Harris (No. 51, *Phil Steele's College Football*)**Wide Receivers:** Laviska Shenault (No. 2, *USA Today*; *collegefootballnews.com*; *Phil Steele's College Football*; No. 5 *Lindy's College Football*; No. 6, *Sporting News*)**PAC-12 OVERALL PLAYER RATINGS****DE MUSTAFA JOHNSON** (No. 24; *collegefootballnews.com*)**WR LAVISKA SHENAULT** (No. 1; *collegefootballnews.com*)**QB STEVEN MONTEZ** (No. 18; *collegefootballnews.com*)**TOUCHDOWN CLUB OF COLUMBUS****PAUL WARFIELD AWARD** (top receiver in the nation): **WR LAVISKA SHENAULT****NATIONAL UNIT RATINGS****Linebackers:** No. 39 (*Phil Steele's College Football*)**Special Teams:** No. 38 (*Phil Steele's College Football*)**Quarterbacks:** No. 41 (*Phil Steele's College Football*)**Wide Receivers:** No. 15 (*Phil Steele's College Football*)**PRESEASON TEAM RATINGS**

| Publication             | National | P-12 South | Publication                    | National | P-12 South | Publication              | National | P-12 South |
|-------------------------|----------|------------|--------------------------------|----------|------------|--------------------------|----------|------------|
| Collegefootballnews.com | No. 44   | 6th        | CompughterRankings.com         | No. 73   | t-5th      | Pac-12 Summer Media Poll | .....    | 6th        |
| ESPN Power Index        | *No. 63  | 6th        | Phil Steele's College Football | *No. 80  | 6th        | Arena Fanatic            | .....    | 6th        |
| Athlon Sports           | No. 69   | 6th        | CBSSports.com                  | No. 82   | 6th        | Street & Smith's         | .....    | 6th        |
| The Athletic            | No. 73   | 6th        | D-Ratings.com                  | No. 86   | 6th        | *—power ranking.         |          |            |
| Lindy's Pac-12 Football | No. 73   | 6th        | Collegesportsmadness.com       | .....    | 6th        |                          |          |            |



## HOW THE BUFFS WERE BUILT (2015-present)

## FRESHMAN RECRUITS

## 2015

Nu'umotu Falo  
Alex Kinney  
Tim Lynott, Jr.  
Steven Montez

## 2016

Beau Bisharat  
Akil Jones  
†Chance Lytle  
Sam Noyer  
†Colby Pursell  
Derrion Rakestraw  
Trey Udoffia  
Hunter Vaughn

## 2017

Maurice Bell  
Jacob Callier  
Alex Fontenot  
#Jaylon Jackson  
Nate Landman  
Terrance Lang  
#Isaiah Lewis  
#Tyler Lytle  
Chris Miller  
Chase Newman  
K.D. Nixon  
Heston Paige  
Jared Poplawski  
†Casey Roddick  
†Jalen Sami  
Laviska Shenault, Jr.  
William Sherman  
James Stefanou  
Jonathan Van Diest  
Carson Wells

## 2018

Daniel Arias  
Jarek Broussard  
Frank Filip  
†Joshka Gustav  
Joshua Jynes  
Kanan Ray  
Ray Robinson  
Deion Smith  
Dimitri Stanley  
Blake Stenstrom  
Dylan Thomas

## 2019

#Joe Davis  
Marvin Ham II  
Braedin Huffman-Dixon  
#Austin Johnson  
Tarik Lockett  
#Jaren Mangham  
Lloyd Murray, Jr.  
D.J. Oats  
#Alec Pell  
Mark Perry  
Nikko Pohahau  
Na'im Rodman  
Valentin Senn  
La'Vontae Shenault  
Jayden Simon  
#K.J. Trujillo  
Jake Wiley  
Austin Williams

## WALK-ONS

## 2015

\*J.T. Bale  
Lucas Cooper

## 2016

Uryan Hudson  
Davis Price  
Chase Sanders

## 2017

Curtis Chiaverini  
#Josh Goldin  
Nico Magri  
\*Brady Russell

## 2018

Curtis Appleton  
Clayton Baca  
John Deitchman  
Tyler Francis  
Jake Groth  
Dustin Johnson  
Devin Lynch  
Evan Price  
C.J. Schmanski  
James Townsend

## 2019

Derek Bedell  
#Legend Brumbaugh  
Dominick Cate  
Grant Ciccarone  
Steele Dubar  
Nick Nazarian  
Matt Ryan  
#Alex Smith  
#Dante Sparaco  
#Ryan Travis  
Hayden Waters

## FOUR YEAR TRANSFERS

## 2017

Tony Brown  
Jack Shutack

## 2019

Nigel Bethel  
^Arlington Hambricht  
^Jalen Harris  
^Mikial Onu

## JUNIOR COLLEGE TRANSFERS

## 2018

#Delrick Abrams  
Mekhi Blackmon  
#Mustafa Johnson  
#Darrion Jones  
Kary Kutsch  
#Aaron Maddox  
#Davion Taylor  
Alex Tchangam

## 2019

\*Jash Allen  
\*Jeremiah Doss  
\*Janaz Jordan  
\*Jamar Montgomery  
\*Quinn Perry  
\*Va'atofu Sauvao  
\*Luke Stillwell

\*—is on or has since been placed on scholarship;  
#—joined team in spring of year listed, otherwise joined in the fall;

^—graduate transfer (graduated from previous four-year institution);  
†—grayshirt (signed in that class but delayed enrollment until spring).



Tim Lynott (#56) and Steven Montez (12) are two of 11 fifth-year seniors on the 2019 Buffaloes.





A note about CU's depth: in-season, charts *reflect* change and generally do not announce it unless there are long-term injuries.

## OFFENSE

(Multiple)

### WIDE RECEIVER (X)

- 2 Laviska Shenault, 6-2, 220, Jr.\*\*
- 22 Daniel Arias, 6-4, 205, Soph.\*
- 5 La'Vontae Shenault, 6-2, 190, Fr.
- 84 Clayton Baca, 6-2, 190, Fr.-RS

### WIDE RECEIVER (Z)

- 3 K.D. Nixon, 5-8, 185, Jr.\*\* **OR**
- 18 Tony Brown, 6-1, 195, Sr.-5\*
- 13 Maurice Bell, 6-0, 180, Soph.\*
- 82 Jake Groth, 6-4, 195, Fr.-RS

### WIDE RECEIVER (H)

- 14 Dimitri Stanley, 5-11, 185, Fr.-2\* **OR**
- 3 K.D. Nixon, 5-8, 185, Jr.\*\*
- 10 Jaylon Jackson, 5-10, 180, Soph.\*
- 6 Curtis Chiaverini, 6-1, 195, Soph.\*

### LEFT TACKLE

- 51 Arlington Hambright, 6-5, 300, Sr./Gr. -5
- 76 Frank Fillip, 6-7, 290, Soph.\*
- 77 Hunter Vaughn, 6-7, 310, Jr.\*\*

### LEFT GUARD

- 58 Kary Kutsch, 6-5, 310, Jr.\*
- 68 Jack Shutack, 6-6, 300, Sr.-5\*
- 64 Austin Johnson, 6-4, 300, Fr.

### CENTER

- 56 Tim Lynott, Jr., 6-3, 300, Sr.-5\*\*\*
- 52 Joshua Jynes, 6-3, 300, Fr.-RS
- 79 Heston Paige, 6-5, 300, Soph.\*

### RIGHT GUARD

- 65 Colby Pursell, 6-4, 305, Soph.\*
- 70 Casey Roddick, 6-4, 330, Fr.-RS
- 74 Chance Lytle, 6-7, 320, Soph.\*

### RIGHT TACKLE

- 78 William Sherman, 6-4, 310, Soph.\*
- 54 Kanan Ray, 6-4, 290, Fr.-RS

### TIGHT END (Y)

- 38 Brady Russell, 6-3, 255, Soph.\*
- 9 Jalen Harris, 6-4, 255, Sr./Gr.-5
- 35 Beau Bisharat, 6-2, 230, Sr.\*\*\*
- 88 Darriion Jones, 6-6, 255, Sr.\*
- 85 Jared Poplawski, 6-4, 250, Soph.\*

### QUARTERBACK

- 12 Steven Montez, 6-5, 230, Sr.-5\*\*\*
- 7 Tyler Lytle, 6-5, 220, Soph.\* **OR**
- 16 Blake Stenstrom, 6-4, 220, Fr.-RS
- 17 Josh Goldin, 6-2, 190, Sr.\*

### TAILBACK

- 8 Alex Fontenot, 6-0, 195, Soph.\*
- 1 Jaren Mangham, 6-2, 215, Fr.
- 20 Deion Smith, 6-0, 190, Fr.-RS
- 28 Joe Davis, 5-11, 210, Fr.
- 33 Chase Sanders, 6-0, 195, Jr.\*\*

## DEFENSE

(3-4 Base; 12 positions listed)

### OUTSIDE LINEBACKER

- 52 Alex Tchangam, 6-3, 245, Sr.\*
- 44 Jacob Callier, 6-3, 225, Soph.-2\*\*
- 58 Jamar Montgomery, 6-2, 240, Jr.

### DEFENSIVE END

- 34 Mustafa Johnson, 6-2, 290, Jr.\*
- 91 Na'im Rodman, 6-2, 295, Fr.
- 18 Jeremiah Doss, 6-4, 255, Soph.

### NOSE TACKLE

- 99 Jalen Sami, 6-6, 320, Fr.-RS
- 55 Austin Williams, 6-5, 320, Fr.

### DEFENSIVE END

- 54 Terrance Lang, 6-7, 280, Soph.\*
- 94 Janaz Jordan, 6-4, 305, Soph.\*

### INSIDE LINEBACKER

- 53 Nate Landman, 6-3, 230, Jr.\*\*
- 36 Akil Jones, 6-0, 230, Jr.\*\*
- 7 Marvin Ham II, 6-1, 225, Fr.

### INSIDE LINEBACKER

- 31 Jonathan Van Diest, 6-1, 235, Soph.\*
- 10 Jash Allen, 6-2, 230, Jr.

### OUTSIDE LINEBACKER

- 26 Carson Wells, 6-4, 250, Soph.\*
- 42 Nu'umotu Falo, Jr., 6-2, 240, Sr.-5\*\*\*

### STAR BACK (OLB/S HYBRID)

- 20 Davion Taylor, 6-2, 225, Sr.\*
- 25 Mehki Blackmon, 6-0, 165, Jr.\* (N#1)
- 5 Mark Perry, 6-2, 200, Fr.

### LEFT CORNERBACK

- 1 Delrick Abrams, Jr., 6-3, 185, Sr.\*
- 25 Mehki Blackmon, 6-0, 165, Jr.\*
- 16 Tarik Luckett, 6-3, 190, Fr.

### FREE SAFETY

- 2 Mikial Onu, 5-11, 205, Sr./Gr.-5
- 4 Sam Noyer, 6-4, 220, Jr.\*\*

### STRONG SAFETY

- 3 Derrion Rakestraw, 6-2, 200, Jr.\*\*
- 23 Isaiah Lewis, 6-0, 205, Soph.\*

### RIGHT CORNERBACK

- 14 Chris Miller, 6-0, 190, Soph.\*
- 25 Mehki Blackmon, 6-0, 165, Jr.\*
- 17 K.J. Trujillo, 6-0, 165, Fr.

## SPECIALISTS

### PUNTER

- 89 Alex Kinney, 6-1, 205, Sr.-5\*\*\*\*
- 49 Davis Price, 6-2, 205, Sr.\*\*\*

### PLACEKICKER / KICKOFF

- 48 James Stefanou, 6-1, 190, Jr.\*\*
- 49 Davis Price, 6-2, 205, Sr.\*\*\*
- 43 Evan Price, 6-1, 180, Fr.-2\*
- 93 Tyler Francis, 5-11, 170, Fr.-2\*

### PUNT RETURN

- 14 Dimitri Stanley, 5-11, 185, Fr.-2\*
- 3 K.D. Nixon, 5-8, 185, Jr.\*\*

### KICKOFF RETURN

- 3 K.D. Nixon, 5-8, 185, Jr.\*\*
- 23 Jarek Broussard, 5-9, 180, Fr.-RS
- 13 Maurice Bell, 6-0, 180, Soph.\*

### HOLDER

- 89 Alex Kinney, 6-1, 205, Sr.-5\*\*\*\*
- 17 Josh Goldin, 6-2, 190, Sr.\*

### SNAPPER (Short & Long)

- 63 J.T. Bale, 6-2, 215, Sr.-5\*\*\*
- 45 James Townsend, 6-0, 215, Fr.-RS

### COVERAGE/RETURN UNIT REGULARS

- 22 Daniel Arias, 6-4, 205, Soph.\*
- 28 Joe Davis, 5-11, 210, Fr.
- 31 Jonathan Van Diest, 6-1, 235, Soph.\*
- 35 Beau Bisharat, 6-2, 230, Sr.\*\*\*
- 37 Lucas Cooper, 5-10, 185, Sr.-5\*\*\*
- 98 Nico Magri, 6-3, 280, Soph.\*

### INJURED / OTHER (● OUT FOR SEASON)

- 21 ● Jarek Broussard, 5-9, 180, Fr.-RS (*knee*)
- 9 Aaron Maddox, 6-1, 205, Jr.\* (*leg*)
- 8 Trey Udoffia, 6-0, 200, Jr.\*\* (*personal*)

(L)—throws or kicks left-handed/footed.  
(N)—nickel back.

**Seniors (18):** Listing with a (-5) indicates fifth-year senior (11, including three grad transfers); the others (7) are fourth-year seniors.

(-2) indicates a player who played four games or less in 2018 and did not lose a year of eligibility.

**OR**—indicates those listed are considered even (co-first/second/third team status);

**ITALICS**—Players listed in *italics* left a previous game with an injury; status is questionable.

\*—denotes number of letters earned through 2018; *Injured players listed in italics (status questionable or doubtful—not out for an extended time; probables listed as normal).*

**CAPTAINS:** will be assigned for each game and named in full at the end of the season.

(Heights and weights as of July 1, 2019)





## COLORADO FOOTBALL / ALPHABETICAL ROSTER

(September 16 a.m.)

| No. | Player                 | Pos. | Ht.  | Wt. | Class | Exp. | Hometown (High School/Previous College)                      | Status                         |
|-----|------------------------|------|------|-----|-------|------|--|--------------------------------|
| 1   | ABRAMS, Delrick Jr.    | CB   | 6- 3 | 185 | Sr.   | 1L   | Angie, La. (Varnado/Independence Community College)          | S 2/1                          |
| 10  | ALLEN, Jash            | ILB  | 6- 2 | 230 | Jr.   | JC   | Tigard, Ore. (Tigard/Riverside CC)                           | S 3/2                          |
| 30  | APPLETON II, Curtis    | CB   | 6- 1 | 180 | So.   | TR   | Englewood, Colo. (Cherry Creek/Washburn)                     | WO 3/3                         |
| 22  | ARIAS, Daniel          | WR   | 6- 4 | 205 | So.   | 1L   | Mill Creek, Wash. (Henry M. Jackson)                         | S 4/3                          |
| 84  | BACA, Clayton          | WR   | 6- 2 | 190 | Fr.   | RS   | Fort Collins, Colo. (Rocky Mountain)                         | WO 4/4                         |
| 63  | BALE, J.T.             | SN   | 6- 2 | 215 | Sr.   | 3L   | La Mirada, Calif. (La Mirada)                                | S 1/1                          |
| 87  | BEDELL, Derek          | SN   | 6- 3 | 230 | Fr.   | HS   | Bellflower, Calif. (St. John Bosco)                          | WO 5/4                         |
| 13  | BELL, Maurice          | WR   | 6- 0 | 180 | So.   | 1L   | Murrieta, Calif. (Murrieta Valley)                           | S 3/3                          |
| 35  | BISHARAT, Beau         | TE   | 6- 2 | 230 | Sr.   | 3L   | Sacramento, Calif. (Jesuit)                                  | S 2/1                          |
| 25  | BLACKMON, Mekhi        | CB   | 6- 0 | 165 | Jr.   | 1L   | East Palo Alto, Calif. (Menlo-Atherton/College of San Mateo) | S 3/2                          |
| 21  | BROUSSARD, Jarek       | TB   | 5- 9 | 180 | Fr.   | RS   | Dallas, Texas (Bishop Lynch)                                 | S 4/4                          |
| 18  | BROWN, Tony            | WR   | 6- 1 | 195 | Sr.   | 1L   | La Mirada, Calif. (La Mirada/Texas Tech)                     | S 1/1                          |
| 15  | BRUMBAUGH, Legend      | TE   | 6- 3 | 230 | So.   | TR   | Jacksonville, Fla. (Trinity Christian/Maryland)              | WO 3/3                         |
| 44  | CALLIER, Jacob         | OLB  | 6- 3 | 225 | So.-2 | 2L   | Downey, Calif. (St. John Bosco)                              | S 3/3                          |
| 66  | CATE, Dominick         | OL   | 6- 3 | 285 | Fr.   | HS   | Carmel, Ind. (Carmel)  | Injured WO 5/4                 |
| 6   | CHIAVERINI, Curtis     | WR   | 6- 1 | 195 | So.   | 1L   | Corona, Calif. (Boulder, Colo./Valor Christian)              | WO 3/3                         |
| 22  | CICCARONE, Grant       | QB   | 6- 2 | 205 | Fr.   | HS   | Aurora, Colo. (Cherokee Trail)                               | WO 5/4                         |
| 37  | COOPER, Lucas          | S    | 5-10 | 185 | Sr.   | 3L   | Palos Verdes, Calif. (Palos Verdes)                          | S 1/1                          |
| 28  | DAVIS, Joe             | TB   | 5-11 | 210 | Fr.   | HS   | Littleton, Colo. (Valor Christian)                           | S 5/4                          |
| 57  | DEITCHMAN, John        | OL   | 6- 0 | 260 | Fr.   | RS   | Alamo, Calif. (De La Salle)                                  | WO 4/4                         |
| 18  | DOSS, Jeremiah         | DE   | 6- 4 | 255 | So.   | JC   | Jackson, Miss. (Northwest Rankin/Hinds Community College)    | S 3/3                          |
| 38  | DUBAR, Steele          | ILB  | 6- 0 | 205 | Fr.   | HS   | Huntington Beach, Calif. (Mater Dei)                         | WO 5/4                         |
| 42  | FALO, Nu'umotu Jr.     | OLB  | 6- 2 | 240 | Sr.   | 3L   | Sacramento, Calif. (Inderkum)                                | S 1/1                          |
| 76  | FILLIP, Frank          | OL   | 6- 7 | 290 | So.   | 1L   | Houston, Texas (Clear Lake)                                  | S 4/3                          |
| 8   | FONTENOT, Alex         | TB   | 6- 0 | 195 | So.   | 1L   | Richmond, Texas (George Ranch)                               | S 3/3                          |
| 93  | FRANCIS, Tyler         | PK   | 5-11 | 170 | Fr.-2 | 1L   | Carlsbad, Calif. (Carlsbad)                                  | WO 4/4                         |
| 17  | GOLDIN, Josh           | QB   | 6- 2 | 190 | Sr.   | 1L   | Highlands Ranch, Colo. (Rock Canyon)                         | WO 2/1                         |
| 82  | GROTH, Jake            | WR   | 6- 4 | 195 | Fr.   | RS   | Centennial, Colo. (Arapahoe)                                 | WO 4/4                         |
| 33  | GUSTAV, Joshka         | OLB  | 6- 3 | 240 | Fr.   | HS   | Cherry Valley, Calif. (Aquinas)                              | S 5/4                          |
| 7   | HAM II, Marvin         | ILB  | 6- 1 | 225 | Fr.   | HS   | Belleville, Mich. (Belleville)                               | S 5/4                          |
| 51  | HAMBRIGHT, Arlington   | OL   | 6- 5 | 300 | Gr.   | TR   | Ypsilanti, Mich. (Belleville/Garden City CC/Oklahoma State)  | S 1/1                          |
| 9   | HARRIS, Jalen          | TE   | 6- 4 | 255 | Gr.   | TR   | Montgomery, Ala. (St. James/Auburn)                          | S 1/1                          |
| 13  | HUDSON, Uryan          | CB   | 5- 9 | 160 | Jr.   | 2L   | Manvel, Texas (Manvel)                                       | WO 2/2                         |
| 21  | HUFFMAN-DIXON, Braedin | WR   | 6- 2 | 180 | Fr.   | HS   | Eastvale, Calif. (Mater Dei)                                 | S 5/4                          |
| 10  | JACKSON, Jaylon        | WR   | 5-10 | 180 | So.   | 1L   | Cedar Hill, Texas (Cedar Hill)                               | S 3/3                          |
| 64  | JOHNSON, Austin        | OL   | 6- 4 | 300 | Fr.   | HS   | Highlands Ranch, Colo. (Highlands Ranch)                     | S 5/4                          |
| 29  | JOHNSON, Dustin        | S    | 6- 1 | 185 | Fr.   | RS   | Denver, Colo. (Cherry Creek)                                 | Joining team after camp WO 4/4 |
| 34  | JOHNSON, Mustafa       | DE   | 6- 2 | 290 | Jr.   | 1L   | Turlock, Calif. (Turlock/Modesto Junior College)             | S 3/2                          |
| 36  | JONES, Akil            | ILB  | 6- 0 | 230 | Jr.   | 2L   | San Jose, Calif. (Valley Christian)                          | S 2/2                          |
| 88  | JONES, Darriion        | TE   | 6- 6 | 255 | Sr.   | 1L   | Compton, Calif. (Carson/Los Angeles Harbor College)          | S 2/1                          |
| 94  | JORDAN, Janaz          | DT   | 6- 4 | 305 | So.   | JC   | Hampton, Va. (Bethel/Hinds Community College)                | S 3/3                          |
| 52  | JYNES, Joshua          | C    | 6- 3 | 300 | Fr.   | RS   | Cedar Hill, Texas (DeSoto)                                   | S 4/4                          |
| 89  | KINNEY, Alex           | P    | 6- 1 | 205 | Sr.-2 | 4L   | Fort Collins, Colo. (Rocky Mountain)                         | S 1/1                          |
| 58  | KUTSCH, Kary           | OL   | 6- 5 | 310 | Jr.   | 1L   | Redding, Calif. (Shasta/Butte College)                       | S 3/2                          |
| 53  | LANDMAN, Nate          | ILB  | 6- 3 | 230 | Jr.   | 2L   | Danville, Calif. (Monte Vista)                               | S 3/2                          |
| 54  | LANG, Terrance         | DE   | 6- 7 | 280 | So.   | 1L   | Pomona, Calif. (Maranatha)                                   | S 3/3                          |
| 23  | LEWIS, Isaiah          | S    | 6- 0 | 205 | So.   | 1L   | Granite Bay, Calif. (Granite Bay)                            | S 3/3                          |
| 16  | LUCKETT, Tarik         | CB   | 6- 3 | 190 | Fr.   | HS   | Lynwood, Calif. (Junipero Serra Catholic)                    | S 5/4                          |
| 40  | LYNCH, Devin           | ILB  | 6- 1 | 220 | So.   | RS   | Tarzana, Calif. (Chaminade College Prep)                     | WO 3/3                         |
| 56  | LYNOTT, Tim Jr.        | C    | 6- 3 | 300 | Sr.   | 3L   | Parker, Colo. (Regis)  | S 1/1                          |
| 74  | LYTLE, Chance          | OL   | 6- 7 | 320 | So.   | 1L   | San Antonio, Texas (Churchill)                               | S 3/3                          |
| 7   | LYTLE, Tyler           | QB   | 6- 5 | 220 | So.   | 1L   | Redondo Beach, Calif. (Servite)                              | S 3/3                          |
| 9   | MADDIX, Aaron          | S    | 6- 1 | 205 | Jr.   | 1L   | North Augusta, S.C. (North Augusta/Pima Community College)   | S 2/2                          |
| 98  | MAGRI, Nico            | DT   | 6- 3 | 280 | So.   | 1L   | Lafayette, Colo., (Monarch)                                  | WO 3/3                         |
| 1   | MANGHAM, Jaren         | TB   | 6- 2 | 215 | Fr.   | HS   | Detroit, Mich. (Cass Tech)                                   | S 5/4                          |
| 14  | MILLER, Chris          | CB   | 6- 0 | 190 | So.   | 1L   | Denton, Texas (Denton)                                       | S 3/3                          |
| 12  | MONTEZ, Steven         | QB   | 6- 5 | 230 | Sr.   | 3L   | El Paso, Texas (Del Valle)                                   | S 1/1                          |
| 58  | MONTGOMERY, Jamar      | OLB  | 6- 2 | 240 | Jr.   | JC   | Birmingham, Ala. (Parker/Independence Community College)     | S 3/2                          |
| 92  | MURRAY, Lloyd Jr.      | DT   | 6- 2 | 315 | Fr.   | HS   | Wichita Falls, Texas (Hirsch)                                | S 5/4                          |
| 46  | NEWMAN, Chase          | ILB  | 6- 2 | 220 | So.   | 1L   | La Mirada, Calif. (La Mirada)                                | S 3/3                          |
| 3   | NIXON, K.D.            | WR   | 5- 8 | 185 | Jr.   | 2L   | DeSoto, Texas (DeSoto)                                       | S 3/2                          |
| 4   | NOYER, Sam             | S    | 6- 4 | 220 | Jr.   | 2L   | Beaverton, Ore. (Beaverton)                                  | S 2/2                          |
| 15  | OATS, D.J.             | CB   | 5-10 | 180 | Fr.   | HS   | Arlington, Texas (Grace Prep)                                | S 5/4                          |
| 2   | ONU, Mikial            | S    | 5-11 | 205 | Gr.   | TR   | Sugarland, Texas (George Ranch/SMU)                          | S 2/1                          |
| 79  | PAIGE, Heston          | C    | 6- 5 | 300 | So.   | 1L   | Highlands Ranch, Colo. (ThunderRidge)                        | S 3/3                          |
| 6   | PELL, Alec             | OLB  | 6- 4 | 240 | Fr.   | HS   | Englewood, Colo. (Cherry Creek)                              | S 5/4                          |

-continued-



Colorado Alphabetical Roster, continued...

| No. | Player                | Pos.  | Ht.  | Wt. | Class | Exp. | Hometown (High School/Previous College)                           | Status |
|-----|-----------------------|-------|------|-----|-------|------|---|--------|
| 5   | PERRY, Mark           | S     | 6- 0 | 200 | Fr.   | HS   | Rancho Cucamonga, Calif. (Rancho Cucamonga)                       | S 5/4  |
| 12  | PERRY, Quinn          | ILB   | 6- 2 | 240 | Jr.   | JC   | Marina Del Ray, Calif. (Palisades/El Camino)                      | S 3/2  |
| 72  | POHAHAU, Nikko        | OL    | 6- 5 | 285 | Fr.   | HS   | Redwood City, Calif. (St. Francis)                                | S 5/4  |
| 85  | POPLAWSKI, Jared      | TE    | 6- 4 | 250 | So.   | 1L   | Scottsdale, Ariz. (Saguaro)                                       | S 3/3  |
| 49  | PRICE, Davis          | PK    | 6- 2 | 205 | Sr.   | 3L   | Evergreen, Colo. (Evergreen)                                      | WO 2/1 |
| 43  | PRICE, Evan           | PK    | 6- 1 | 180 | Fr.-2 | 1L   | Evergreen, Colo. (Evergreen)                                      | WO 4/4 |
| 65  | PURSELL, Colby        | OL    | 6- 4 | 305 | So.   | 1L   | Valencia, Calif. (Hart)   | S 3/3  |
| 3   | RAKESTRAW, Derrion    | S     | 6- 2 | 200 | Jr.   | 2L   | Woodstock, Ga. (Sequoyah)   | S 2/2  |
| 54  | RAY, Kanan            | OL    | 6- 4 | 290 | Fr.   | RS   | Chatsworth, Calif. (Sierra Canyon/UCLA)                           | S 4/4  |
| 32  | ROBINSON, Ray         | ILB   | 6- 2 | 225 | Fr.   | RS   | Highlands Ranch, Colo. (Highlands Ranch)                          | S 4/4  |
| 70  | RODDICK, Casey        | OL    | 6- 4 | 330 | Fr.   | RS   | Ventura, Calif. (St. Bonaventure)                                 | S 4/4  |
| 91  | RODMAN, Na'im         | DT    | 6- 2 | 295 | Fr.   | HS   | Lakewood, Calif. (St. John Bosco)                                 | S 5/4  |
| 38  | RUSSELL, Brady        | TE    | 6- 3 | 255 | So.   | 1L   | Fort Collins, Colo. (Fossil Ridge)                                | S 3/3  |
| 99  | SAMI, Jalen           | DT    | 6- 6 | 320 | Fr.   | RS   | Colorado Springs, Colo. (Vista Ridge)                             | S 4/4  |
| 33  | SANDERS, Chase        | TB    | 6- 0 | 195 | Jr.   | 2L   | Jupiter, Fla. (Jupiter)   | WO 2/2 |
| 50  | SAUVAO, Va'atofu      | DL    | 6- 3 | 310 | Jr.   | JC   | Fagatogo, AMERICAN SAMOA (Samoana/Modesto Junior College)         | S 2/2  |
| 86  | SCHMANSKI, C.J.       | TE    | 6- 3 | 240 | Fr.   | RS   | Louisville, Colo. (Monarch)                                       | WO 4/4 |
| 71  | SENN, Valentin        | OL    | 6- 7 | 290 | Fr.   | HS   | Volders, AUSTRIA (BHAK Hall)                                      | S 5/4  |
| 2   | SHENAULT, Laviska Jr. | WR    | 6- 2 | 220 | Jr.   | 2L   | DeSoto, Texas (DeSoto)  | S 3/2  |
| 5   | SHENAULT, La'Vontae   | WR    | 6- 2 | 190 | Fr.   | HS   | DeSoto, Texas (DeSoto)  | S 5/4  |
| 78  | SHERMAN, William      | OL    | 6- 4 | 310 | So.   | 1L   | Allen, Texas (Allen)  | S 3/3  |
| 68  | SHUTACK, Jack         | OL    | 6- 6 | 300 | Sr.   | 1L   | Western Springs, Ill. (Nazareth Academy/Rutgers)                  | WO 1/1 |
| 90  | SIMON, Jayden         | DT    | 6- 3 | 265 | Fr.   | HS   | Tacoma, Wash. (Lincoln)   | S 5/4  |
| 87  | SMITH, Alex           | WR    | 5- 9 | 185 | Fr.   | HS   | Centennial, Colo. (Arapahoe)                                      | WO 4/4 |
| 20  | SMITH, Deion          | TB    | 6- 0 | 190 | Fr.   | RS   | Houston, Texas (Second Baptist)                                   | S 4/4  |
| 14  | STANLEY, Dimitri      | WR    | 5-11 | 185 | Fr.-2 | 1L   | Aurora, Colo. (Cherry Creek)                                      | S 4/4  |
| 48  | STEFANOU, James       | PK    | 6- 1 | 190 | Jr.   | 2L   | Melbourne, AUSTRALIA (Rose Hill Secondary College)                | S 3/2  |
| 16  | STENSTROM, Blake      | QB    | 6- 4 | 220 | Fr.   | RS   | Highlands Ranch, Colo. (Valor Christian)                          | S 4/4  |
| 25  | STILLWELL, Luke       | TE    | 6- 4 | 220 | So.   | JC   | Denton, Texas (Guyer/Kilgore Community College)                   | S 4/3  |
| 20  | TAYLOR, Davion        | S/OLB | 6- 2 | 225 | Sr.   | 1L   | Magnolia, Miss. (South Pike/Coahoma Community College)            | S 2/1  |
| 52  | TCHANGAM, Alex        | OLB   | 6- 3 | 245 | Sr.   | 1L   | Doula, Cameroon/John's Creek, Ga. (Chattahoochee/De Anza College) | S 2/1  |
| 28  | THOMAS, Dylan         | CB    | 6- 2 | 185 | Fr.   | RS   | Los Angeles, Calif. (Cathedral)                                   | S 4/4  |
| 45  | TOWNSEND, James       | SN    | 6- 0 | 215 | Fr.   | RS   | Malibu, Calif. (Crespi Carmelite)                                 | WO 4/4 |
| 17  | TRUJILLO, K.J.        | CB    | 6- 0 | 165 | Fr.   | HS   | Buena Park, Calif. (Lutheran)                                     | S 5/4  |
| 8   | UDOFFIA, Trey         | S     | 6- 0 | 200 | Jr.   | 2L   | Loomis, Calif. (Del Oro)  | S 2/2  |
| 31  | VAN DIEST, Jonathan   | ILB   | 6- 1 | 235 | So.   | 1L   | Louisville, Colo. (Cherry Creek)                                  | S 3/3  |
| 77  | VAUGHN, Hunter        | OL    | 6- 7 | 310 | Jr.   | 2L   | Parker, Colo. (Legend)  | S 2/2  |
| 47  | WATERS, Hayden        | ILB   | 6- 0 | 220 | Fr.   | HS   | Hinsdale, Ill. (Hinsdale Central)                                 | WO 5/4 |
| 26  | WELLS, Carson         | OLB   | 6- 4 | 250 | So.   | 1L   | Bushnell, Fla. (South Sumter)                                     | S 3/3  |
| 60  | WILEY, Jake           | OL    | 6- 6 | 290 | Fr.   | HS   | Centennial, Colo. (Eaglecrest)                                    | S 5/4  |
| 55  | WILLIAMS, Austin      | DT    | 6- 5 | 320 | Fr.   | HS   | Tifton, Ga. (Tift County)   | S 5/4  |

Heights and weights recorded as of July 1, 2019. **EXPERIENCE KEY:** #L—indicates number of letters earned through 2018; HS—high school; JC—junior college transfer; RS—freshman redshirt in 2018; TR—transfer; VR—varsity reserve performer. **STATUS KEY:** S—scholarship, WO—walk-on; #/#—clock at start of 2019 season, i.e., 2/1: two years to play one in eligibility.

**Inactive Roster Players** (Injured/Ineligible/Etc.)

| No. | Player         | Pos. | Ht.  | Wt. | Class | Exp.  | Hometown (High School/Previous College)              | Reason            | Status |
|-----|----------------|------|------|-----|-------|-------|--|-------------------|--------|
| 27  | BETHEL, Nigel  | CB   | 6- 0 | 170 | So.   | TR    | Miami, Fla. (Northwestern/Miami-Fla.)                | Transfer          | S 4/3  |
| 73  | MORETTI, Jake  | OL   | 6- 4 | 280 | So.   | 1L    | Arvada, Colo. (Pomona)                               | Injured (medical) | S 3/3  |
| 80  | NAZARIAN, Nick | WR   | 5-10 | 175 | So.   | TR    | Novato, Calif. (San Marin / Santa Rosa CC)           | 2-4 Transfer      | WO 3/3 |
| 21  | SPARACO, Dante | DL   | 6- 5 | 270 | Jr.   | 1L/TR | Englewood, Colo. (Cherry Creek/IMG/CU/Montana State) | Transfer          | WO 3/2 |
| 39  | TRAVIS, Ryan   | S    | 6- 0 | 200 | So.   | TR    | Boulder, Colo. (Boulder/Fort Lewis)                  | Transfer          | WO 4/3 |

**2019 COACHING STAFF:** Head Coach: Mel Tucker (first season at Colorado). Assistant Coaches: Darrin Chiaverini (AHC/WR), Jay Johnson (OC/QB), Tyson Summers (DC/S), Jimmy Brumbaugh (DL), Ross Els (ILB/ST), Darian Hagan (RB), Chris Kapilovic (OL), Brian Michalowski (OLB), Al Pupunu (TE), Travares Tillman (CB), Drew Wilson (S&C). Grad Assistants: Dalmin Gibson (D), Cordae Hankton (O), Jack Harris (O), Blaine Miller (D). **Quality Control:** William Peagler (O), Bryan Cook (D), Reed Heim (ST).

**CAPTAINS:** To be named after the season; will be assigned every game throughout the season.



Colorado Numerical Roster (as of September 16 a.m.):

| No. | Player                | Pos. | No. | Player                 | Pos.  | No. | Player               | Pos. | No. | Player            | Pos. |
|-----|-----------------------|------|-----|------------------------|-------|-----|----------------------|------|-----|-------------------|------|
| 1   | ABRAMS, Delrick Jr.   | CB   | 16  | STENSTROM, Blake       | QB    | 37  | COOPER, Lucas        | S    | 65  | PURSELL, Colby    | OL   |
| 1   | MANGHAM, Jaren        | TB   | 16  | LUCKETT, Tarik         | CB    | 38  | RUSSELL, Brady       | TE   | 68  | SHUTACK, Jack     | OL   |
| 2   | SHENAULT, Laviska Jr. | WR   | 17  | TRUJILLO, K.J.         | CB    | 38  | DUBAR, Steele        | ILB  | 70  | RODDICK, Casey    | OL   |
| 2   | ONU, Mikial           | S    | 17  | GOLDIN, Josh           | QB    | 40  | LYNCH, Devin         | ILB  | 71  | SENN, Valentin    | OL   |
| 3   | NIXON, K.D.           | WR   | 18  | BROWN, Tony            | WR    | 42  | FALO, Nu'umotu Jr.   | OLB  | 72  | POHAHAU, Nikko    | OL   |
| 3   | RAKESTRAW, Derrion    | S    | 18  | DOSS, Jeremiah         | DE    | 43  | PRICE, Evan          | PK   | 74  | LYTLE, Chance     | OL   |
| 4   | NOYER, Sam            | S    | 20  | SMITH, Deion           | TB    | 44  | CALLIER, Jacob       | OLB  | 76  | FILLIP, Frank     | OL   |
| 5   | PERRY, Mark           | S    | 20  | TAYLOR, Davion         | S/OLB | 45  | TOWNSEND, James      | SN   | 77  | VAUGHN, Hunter    | OL   |
| 5   | SHENAULT, La'Vontae   | WR   | 21  | BROUSSARD, Jarek       | TB    | 46  | NEWMAN, Chase        | ILB  | 78  | SHERMAN, William  | OL   |
| 6   | PELL, Alec            | OLB  | 21  | HUFFMAN-DIXON, Braedin | WR    | 47  | WATERS, Hayden       | ILB  | 79  | PAIGE, Heston     | C    |
| 6   | CHIAVERINI, Curtis    | WR   | 22  | ARIAS, Daniel          | WR    | 48  | STEFANOU, James      | PK   | 82  | GROTH, Jake       | WR   |
| 7   | LYTLE, Tyler          | QB   | 22  | CICCARONE, Grant       | QB    | 49  | PRICE, Davis         | PK   | 84  | BACA, Clayton     | WR   |
| 7   | HAM II, Marvin        | ILB  | 23  | LEWIS, Isaiah          | S     | 50  | SAUVAO, Va'atofu     | DL   | 85  | POPLAWSKI, Jared  | TE   |
| 8   | FONTENOT, Alex        | TB   | 25  | BLACKMON, Mekhi        | CB    | 51  | HAMBRIGHT, Arlington | OL   | 86  | SCHMANSKI, C.J.   | TE   |
| 8   | UDOFFIA, Trey         | S    | 25  | STILLWELL, Luke        | TE    | 52  | TCHANGAM, Alex       | OLB  | 87  | SMITH, Alex       | WR   |
| 9   | HARRIS, Jalen         | TE   | 26  | WELLS, Carson          | OLB   | 52  | JYNES, Joshua        | C    | 87  | BEDELL, Derek     | SN   |
| 9   | MADDOX, Aaron         | S    | 28  | DAVIS, Joe             | TB    | 53  | LANDMAN, Nate        | ILB  | 88  | JONES, Darriion   | TE   |
| 10  | JACKSON, Jaylon       | WR   | 28  | THOMAS, Dylan          | CB    | 54  | LANG, Terrance       | DE   | 89  | KINNEY, Alex      | P    |
| 10  | ALLEN, Jash           | ILB  | 30  | APPLETON II, Curtis    | CB    | 54  | RAY, Kanan           | OL   | 90  | SIMON, Jayden     | DT   |
| 12  | MONTEZ, Steven        | QB   | 31  | VAN DIEST, Jonathan    | ILB   | 55  | WILLIAMS, Austin     | DT   | 91  | RODMAN, Na'im     | DT   |
| 12  | PERRY, Quinn          | ILB  | 32  | ROBINSON, Ray          | ILB   | 56  | LYNOTT, Tim Jr.      | C    | 92  | MURRAY, Lloyd Jr. | DT   |
| 13  | BELL, Maurice         | WR   | 33  | GUSTAV, Joshka         | OLB   | 57  | DEITCHMAN, John      | OL   | 93  | FRANCIS, Tyler    | PK   |
| 13  | HUDSON, Uryan         | CB   | 33  | SANDERS, Chase         | TB    | 58  | KUTSCH, Kary         | OL   | 94  | JORDAN, Janaz     | DT   |
| 14  | MILLER, Chris         | CB   | 34  | JOHNSON, Mustafa       | DE    | 58  | MONTGOMERY, Jamar    | OLB  | 98  | MAGRI, Nico       | DT   |
| 14  | STANLEY, Dimitri      | WR   | 35  | BISHARAT, Beau         | TE    | 60  | WILEY, Jake          | OL   | 99  | SAMI, Jalen       | DT   |
| 15  | BRUMBAUGH, Legend     | TE   | 36  | JONES, Akil            | ILB   | 63  | BALE, J.T.           | SN   |     |                   |      |
| 15  | OATS, D.J.            | CB   |     |                        |       | 64  | JOHNSON, Austin      | OL   |     |                   |      |

## 2019 COLORADO FOOTBALL ORIGINAL LETTERMAN PICTURE

Colorado has **54** lettermen returning for 2019 (53 from the 2018 team, one from 2017); they break down into 27 on offense, 21 on defense and six specialists; the Buffs lose **36** lettermen off the 2018 squad (15 offense/20 defense/1 specialist). CU returns **11** starters from last season (6 offense/5 defense), losing 13 (6 offense/7 defense); two players started six games each on offense and defense, so the starter count is based off 12 players instead of the standard 11. The 2018 starters are listed in bold (six or more starts); \*—denotes letters earned primarily on special teams. The breakdown:

### OFFENSE

| Position | Returning (27)   | Lost (15)   |
|----------|--|---|
| WR (x)   | <b>K.D. Nixon</b> , Maurice Bell                                     | Erik Lawson, Griffin Foulk, Derek Coleman               |
| WR (z)   | <b>Laviska Shenault</b> , Tony Brown, Daniel Arias                   | Kabion Ento   |
| WR (y)   |  | <b>Juwann Winfree</b>                                   |
| WR (h)   | Dimitri Stanley, Jaylon Jackson, Curtis Chiaverini                   | <b>Jay MacIntyre</b> , Donovan Lee                      |
| LT       | <b>Will Sherman</b> , *Hunter Vaughn                                 |   |
| LG       |  | <b>Aaron Haigler</b> , <b>Brett Tonz</b> , Jake Moretti |
| C        | <b>Colby Pursell</b> , Heston Paige                                  |   |
| RG       | <b>Tim Lynott Jr.</b> , *Kary Kutsch, *Chance Lytle                  | Justin Eggers   |
| RT       | Frank Fillip, Jack Shutack   | <b>Josh Kaiser</b>                                      |
| TE/HB    | Darriion Jones, Brady Russell, Jared Poplawski ( <i>from 2017</i> )  | Chris Bounds  |
| QB       | <b>Steven Montez</b> , Tyler Lytle, Sam Noyer, *Josh Goldin          |   |
| TB       | Beau Bisharat ( <i>moved to TE</i> ), *Alex Fontenot, *Chase Sanders | <b>Travon McMillian</b> , Kyle Evans                    |

### DEFENSE

| Position | Returning (21)                                      | Lost (20)  |
|----------|---|--|
| OLB      | Jacob Callier, Nu'umotu Falo, Jr.                   | <b>Drew Lewis</b> , Nick Edridge                     |
| DE       | Terrance Lang                                       | <b>Israel Antwine</b> , Jase Franke, Terriek Roberts |
| NT       | *Nico Magri   | <b>Javier Edwards</b> , Lyle Tuiloma, Mo Bandi       |
| DE       | <b>Mustafa Johnson</b>                              | Chris Mulumba  |
| OLB      | <b>Carson Wells</b> , Alex Tchangam                 |  |
| ILB      | *Akil Jones, *Chase Newman                          | <b>Rick Gamboa</b> , Jake Yurachek                   |
| ILB      | <b>Nate Landman</b> , *Jonathan Van Diest           |  |
| BUFF     | <b>Davion Taylor</b>                                | *Daniel Talley                                       |
| CB       | Chris Miller, Mekhi Blackmon                        | <b>Dante Wigley</b> , *L.J. Wallace, Ronnie Blackmon |
| SS       | Derrion Rakestraw, *Lucas Cooper                    | <b>Evan Worthington</b> , *Hasaan Hypolite           |
| FS       | Aaron Maddox, *Isaiah Lewis                         | <b>Nick Fisher</b> , *Kyle Trego                     |
| CB       | <b>Delrick Abrams</b> , Trey Udoffia, *Uryan Hudson | *Kevin George  |

### SPECIALISTS

| Position | Returning (6)  | Lost (1)        |
|----------|--|-----------------|
| P        | <b>Alex Kinney</b>   | Bailey Landwehr |
| PK       | <b>James Stefanou</b> (PK), <b>Davis Price</b> (KO/P), Evan Price (PK), Tyler Francis (PK) |                 |
| SN       | <b>J.T. Bale</b>   |                 |

**Won 2, Lost 1 (0-0 Pac-12)**

| TEAM STATISTICS                          | Colorado | Opponents |
|--|----------|-----------|
| FIRST DOWNS .....                        | 64       | 68        |
| by rushing .....                         | 29       | 33        |
| by passing .....                         | 32       | 32        |
| by penalty .....                         | 3        | 3         |
| FIRST DOWN PLAYS/YARDS.....              | 92/603   | 97/611    |
| average gain on first down .....         | 6.55     | 6.30      |
| THIRD DOWN EFFICIENCY.....               | 20-45    | 17-39     |
| percentage.....                          | 44.4     | 43.6      |
| FOURTH DOWN EFFICIENCY.....              | 5-6      | 4-6       |
| percentage.....                          | 83.3     | 66.7      |
| RUSHING ATTEMPTS .....                   | 109      | 129       |
| yards gained .....                       | 509      | 672       |
| yards lost .....                         | 72       | 78        |
| NET RUSHING YARDS .....                  | 437      | 594       |
| average per rush .....                   | 4.01     | 4.60      |
| average per game .....                   | 145.7    | 198.0     |
| PASSING ATTEMPTS .....                   | 104      | 85        |
| passes completed .....                   | 67       | 54        |
| had intercepted.....                     | 1        | 4         |
| completion percentage.....               | 64.4     | 63.5      |
| efficiency rating.....                   | 146.4    | 162.2     |
| NET PASSING YARDS .....                  | 827      | 819       |
| average per attempt .....                | 7.95     | 9.64      |
| average per completion .....             | 12.3     | 15.2      |
| average per game .....                   | 275.7    | 273.0     |
| TOTAL OFFENSIVE PLAYS .....              | 213      | 214       |
| TOTAL NET YARDS.....                     | 1264     | 1413      |
| AVERAGE GAIN PER PLAY.....               | 5.93     | 6.60      |
| AVERAGE PER GAME .....                   | 421.3    | 471.0     |
| FUMBLES-LOST.....                        | 5-1      | 9-6       |
| PENALTIES/YARDS.....                     | 19/143   | 17/159    |
| Offensive .....                          | 8/55     | 6/50      |
| Defensive .....                          | 8/73     | 7/71      |
| Special Teams .....                      | 3/15     | 4/38      |
| Bench/Fans/NCAA Unsportsmanlike .....    | 0/0      | 0/0       |
| TURNOVERS (Margin: +7/+2.33) .....       | 3        | 10        |
| TOTAL RETURN YARDS .....                 | 19       | 24        |
| Punt Returns: No-Yards.....              | 2-10     | 4-23      |
| Interceptions: No-Yards.....             | 4-0      | 2-1       |
| Misc. (Fumble/Blk. FG) Returns.....      | 1-9      | 0-0       |
| KICKOFF RETURNS: No-Yards .....          | 3-103    | 3-61      |
| average per return .....                 | 43.0     | 20.3      |
| PUNTS.....                               | 14       | 8         |
| yards .....                              | 666      | 371       |
| gross average.....                       | 47.6     | 46.4      |
| yard deductions: returns/touchbacks..... | 23/60    | 10/0      |
| net yards.....                           | 583      | 361       |
| net average .....                        | 41.6     | 45.1      |
| DEFENSIVE/tackles for loss .....         | 13-70    | 17-70     |
| quarterback sacks/yards .....            | 8/50     | 5/41      |
| quarterback hurries .....                | 14       | 8         |
| passes broken up.....                    | 3        | 5         |
| forced fumbles (ST) .....                | 7 (0)    | 1 (1)     |
| BLOCKED KICKS (Special Teams) .....      | 0        | 1         |
| TIME OF POSSESSION.....                  | 83:29    | 96:31     |
| average per game .....                   | 27:50    | 32:10     |
| TIME SPENT IN THE LEAD (tied 30:28)..... | 57:46    | 91:46     |
| TIMES PENETRATED OPPONENT 20 .....       | 12       | 7         |
| scores/td,fg .....                       | 11/8,3   | 5/5,0     |
| GOAL-TO-GO SITUATIONS .....              | 5        | 2         |
| scores/td,fg .....                       | 5/4,1    | 1/1,0     |
| TOTAL DRIVES .....                       | 36       | 39        |
| drives ended by: TD .....                | 13       | 12        |
| FG Made/FG Miss.....                     | 4/0      | 3/1       |
| Punt/Downs.....                          | 14/1     | 8/1       |
| TO/SAF/Clock.....                        | 2/0/2    | 10/0/4    |
| TOTAL POINTS .....                       | 109      | 92        |
| average per game .....                   | 36.3     | 30.7      |

| FIELD GOALS                              | G | 10-19 | 20-29 | 30-39 | 40-49 | 50-59 | 60+ | Total | Pct.  | Long |
|--|---|-------|-------|-------|-------|-------|-----|-------|-------|------|
| James Stefanou.....<br>(41) (20.34) (36) | 3 | 0-0   | 1-1   | 2-2   | 1-1   | 0-0   | 0-0 | 4- 4  | 100.0 | 41   |
| COLORADO .....                           | 3 | 0-0   | 1-1   | 2-2   | 1-1   | 0-0   | 0-0 | 4- 4  | 100.0 | 41   |
| Opponents .....                          | 3 | 0-0   | 1-1   | 0-0   | 2-3   | 0-0   | 0-0 | 3- 4  | 75.0  | 47   |



| YARDS BY QUARTER/HALF |          |     |     |     |     |     |     |          |     |     |     |     |     |     |          | BIG PLAYS |     |          |    |     |     |    |
|-----------------------|----------|-----|-----|-----|-----|-----|-----|----------|-----|-----|-----|-----|-----|-----|----------|-----------|-----|----------|----|-----|-----|----|
| Game                  | COLORADO |     |     |     |     |     |     | OPPONENT |     |     |     |     |     |     | COLORADO |           |     | OPPONENT |    |     |     |    |
|                       | 1Q       | 2Q  | 1H  | 3Q  | 4Q  | 2H  | OT  | GAME     | 1Q  | 2Q  | 1H  | 3Q  | 4Q  | 2H  | OT       | GAME      | 20+ | 10+      | 5+ | 20+ | 10+ | 5+ |
| Colorado State        | 110      | 153 | 263 | 98  | 114 | 212 | --- | 475      | 116 | 166 | 282 | 75  | 148 | 223 | ---      | 505       | 8   | 19       | 30 | 5   | 21  | 39 |
| Nebraska              | 45       | 39  | 84  | 109 | 258 | 367 | 13  | 464      | 141 | 125 | 266 | 50  | 159 | 209 | - 6      | 469       | 52  | 15       | 11 | 51  | 13  | 8  |
| Air Force             | 117      | 15  | 132 | 49  | 135 | 184 | 9   | 325      | 128 | 162 | 290 | 101 | 23  | 124 | 25       | 439       | 49  | 20       | 6  | 54  | 7   | 3  |
| Arizona State         |          |     |     |     |     |     |     |          |     |     |     |     |     |     |          |           |     |          |    |     |     |    |
| Arizona               |          |     |     |     |     |     |     |          |     |     |     |     |     |     |          |           |     |          |    |     |     |    |
| Oregon                |          |     |     |     |     |     |     |          |     |     |     |     |     |     |          |           |     |          |    |     |     |    |
| Washington State      |          |     |     |     |     |     |     |          |     |     |     |     |     |     |          |           |     |          |    |     |     |    |
| Southern California   |          |     |     |     |     |     |     |          |     |     |     |     |     |     |          |           |     |          |    |     |     |    |
| UCLA                  |          |     |     |     |     |     |     |          |     |     |     |     |     |     |          |           |     |          |    |     |     |    |
| Stanford              |          |     |     |     |     |     |     |          |     |     |     |     |     |     |          |           |     |          |    |     |     |    |
| Washington            |          |     |     |     |     |     |     |          |     |     |     |     |     |     |          |           |     |          |    |     |     |    |
| Utah                  |          |     |     |     |     |     |     |          |     |     |     |     |     |     |          |           |     |          |    |     |     |    |

## AT-A-GLANCE SUMMARIES

[illegible]

## OFFENSIVE LINE STATISTICS

| Player             | Play Count |     |     |     |    |     |     |     |      |      |      | Season Totals |       |    |     |      |
|--------------------|------------|-----|-----|-----|----|-----|-----|-----|------|------|------|---------------|-------|----|-----|------|
|                    | CSU        | NEB | AFA | ASU | UA | ORE | WSU | USC | UCLA | STAN | WASH | UTAH          | Plays | KD | TDB | PPTD |
| F. FILLIP .....    | 3          | —   |     |     |    |     |     |     |      |      |      |               | 3     | 0  | 0   | 0    |
| A. HAMBRIGHT ..... | 57         | 78  | 75  |     |    |     |     |     |      |      |      |               | 210   | 15 | 6   | 5    |
| J. JYNES .....     | 3          | —   | —   |     |    |     |     |     |      |      |      |               | 3     | 0  | 0   | 0    |
| K. KUTSCH .....    | 53         | 78  | 54  |     |    |     |     |     |      |      |      |               | 185   | 18 | 7   | 4    |
| T. LYNOTT .....    | 57         | 78  | 75  |     |    |     |     |     |      |      |      |               | 210   | 14 | 7   | 5    |
| C. LYTLE .....     | 3          | —   | 21  |     |    |     |     |     |      |      |      |               | 24    | 1  | 0   | 1    |
| C. PURSELL .....   | 47         | 78  | 15  |     |    |     |     |     |      |      |      |               | 140   | 15 | 3   | 5    |
| K. RAY .....       | 3          | —   | —   |     |    |     |     |     |      |      |      |               | 3     | 0  | 0   | 0    |
| C. RODDICK .....   | 7          | —   | 60  |     |    |     |     |     |      |      |      |               | 67    | 6  | 1   | 1    |
| W. SHERMAN .....   | 57         | 78  | 75  |     |    |     |     |     |      |      |      |               | 210   | 14 | 7   | 6    |
| J. SHUTACK .....   | 10         | —   | —   |     |    |     |     |     |      |      |      |               | 10    | 3  | 1   | 0    |
| Team .....         | 60         | 78  | 75  |     |    |     |     |     |      |      |      |               | 1,065 | 86 | 32  | 27   |

**KEY:** KD—Knockdowns; TDB—Touchdown Blocks (direct); PPTD—Perfect plays on passing touchdown/conversions;

**FG/PAT TEAM PLAY COUNT (18):** Kutsch 18, C. Lytle 18, Ray 18, Roddick 18, Russell 18, Vaughn 18, Harris 17, D. Jones 12, Brumbaugh 6, Bisharat 1.

(*Snappers*: Bale 18; *Holders*: Kinney 18; *Kickers*: Stefanou 18).

**PUNT TEAM SNAPS (14; includes fakes, roughing calls):** J.T. Bale 14.

### NON-OFFENSIVE SCORES (1)

| vs. Opponent   | Player          | Play            | By Opponent (0) | Player | Play |
|----------------|-----------------|-----------------|-----------------|--------|------|
| Colorado State | Mustafa Johnson | 9 fumble return |                 |        |      |

**MISCELLANEOUS STAT BOX**

(Coin Toss: O-offense; D-Defense; d-deferred/played defense first)

| Game                | Red Zone (Scores-Att; (TD/FG); Plays-Yds) |          |           |       |      | Avg./1st Down |      | 2nd Down Eff. |       | 3rd Dn/Avg-to-Go |          | Plays (+/0/-) |    |          | Plus Territory (Plays-Yards) |      |        | Coin Toss |     |       |
|---------------------|---|----------|-----------|-------|------|---------------|------|---------------|-------|------------------|----------|---------------|----|----------|------------------------------|------|--------|-----------|-----|-------|
|                     | Colorado                                  | Opponent |           |       | Colo | Opp.          | Colo | Opp.          | Colo. | Opp.             | Colorado | Opponent      |    | Colorado | Opponent                     | Temp |        |           |     |       |
| Colorado State      | 4-4 (4/0)                                 | 9-42     | 2-2 (2/0) | 3-22  | 8.9  | 5.8           | 8-19 | 13-26         | 4.5   | 6.8              | 47       | 11            | 2  | 58       | 16                           | 4    | 24-238 | 36-238    | 82° | W (O) |
| Nebraska            | 4-4 (2/2)                                 | 10-28    | 3-3 (2/1) | 11-44 | 6.5  | 7.2           | 8-26 | 8-24          | 7.6   | 6.3              | 52       | 15            | 11 | 51       | 13                           | 8    | 31-128 | 24-100    | 88° | W (O) |
| New Hampshire       | 3-4 (2/1)                                 | 15-40    | 1-2 (1/0) | 8-24  | 4.0  | 6.1           | 4-25 | 8-22          | 7.1   | 7.1              | 49       | 20            | 6  | 54       | 7                            | 3    | 35-172 | 33-206    | 73° | W (O) |
| UCLA                |   |          |           |       |      |               |      |               |       |                  |          |               |    |          |                              |      |        |           |     |       |
| Arizona State       |   |          |           |       |      |               |      |               |       |                  |          |               |    |          |                              |      |        |           |     |       |
| Southern California |   |          |           |       |      |               |      |               |       |                  |          |               |    |          |                              |      |        |           |     |       |
| Washington          |   |          |           |       |      |               |      |               |       |                  |          |               |    |          |                              |      |        |           |     |       |
| Oregon State        |   |          |           |       |      |               |      |               |       |                  |          |               |    |          |                              |      |        |           |     |       |
| Arizona             |   |          |           |       |      |               |      |               |       |                  |          |               |    |          |                              |      |        |           |     |       |
| Washington State    |   |          |           |       |      |               |      |               |       |                  |          |               |    |          |                              |      |        |           |     |       |
| Utah                |   |          |           |       |      |               |      |               |       |                  |          |               |    |          |                              |      |        |           |     |       |
| California          |   |          |           |       |      |               |      |               |       |                  |          |               |    |          |                              |      |        |           |     |       |

SCORING DRIVES (Game-By-Game)

| Opponent       | Plays | Yards | Time  | Result | Qtr | (Down) How                       | PAT      | Quarterback |
|----------------|-------|-------|-------|--------|-----|----------------------------------|----------|-------------|
| Colorado State | 10    | 75    | 5:30  | TD     | 1   | (3) Harris 1 pass from Montez    | Stefanou | Montez      |
| Colorado State | 8     | 56    | 3:14  | *FG    | 2   | (4) Stefanou 41 FG               | .....    | Montez      |
| Colorado State | 6     | 75    | 3:02  | TD     | 2   | (2) Mangham 5 run                | Stefanou | Montez      |
| Colorado State | 6     | 75    | 1:10  | TD     | 2   | (2) Shenault 25 pass from Montez | Stefanou | Montez      |
| Colorado State | 3     | 27    | 0:54  | *TD    | 3   | (1) Fontenot 7 run               | Stefanou | Montez      |
| Colorado State | 9     | 68    | 4:20  | TD     | 4   | (1) Fontenot 14 run              | Stefanou | Montez      |
| Colorado State | 6     | 75    | 2:57  | TD     | 3   | (1) Fontenot 22 run              | Stefanou | Montez      |
| Nebraska       | 8     | 64    | 2:24  | TD     | 3   | (1) Mangham 11 run               | Stefanou | Montez      |
| Nebraska       | 1     | 96    | 0:14  | TD     | 4   | (1) Nixon 96 pass from Montez    | Stefanou | Montez      |
| Nebraska       | 5     | 75    | 1:50  | TD     | 4   | (1) Mangham 7 run                | Stefanou | Montez      |
| Nebraska       | 7     | 17    | 2:20  | *FG    | 4   | (4) Stefanou 30 FG               | .....    | Montez      |
| Nebraska       | 10    | 71    | 3:07  | TD     | 4   | (1) Brown 26 pass from Montez    | Stefanou | Montez      |
| Nebraska       | 5     | 8     | ..... | FG     | OT1 | (4) Stefanou 34 FG               | .....    | Montez      |
| Air Force      | 11    | 75    | 5:23  | TD     | 1   | (1) Shenault 42 pass from Montez | Stefanou | Montez      |
| Air Force      | 5     | 15    | 1:17  | *FG    | 1   | (4) Stefanou 36 FG               | .....    | Montez      |
| Air Force      | 12    | 75    | 4:14  | TD     | 4   | (3) Stanley 13 pass from Montez  | Stefanou | Montez      |
| Air Force      | 13    | 60    | 3:53  | TD     | 4   | (2) Shenault 2 run               | Stefanou | Montez      |

(\*—scored following a turnover.)

Drive Analysis

| DISTANCE | COLORADO |    | OPPONENT |    |
|----------|----------|----|----------|----|
| Length   | TD       | FG | TD       | FG |
| (minus)  | —        | 0  | —        | 0  |
| 0—9      | 0        | 1  | 0        | 0  |
| 10—19    | 0        | 2  | 0        | 0  |
| 20—29    | 1        | 0  | 1        | 0  |
| 30—39    | 0        | 0  | 0        | 1  |
| 40—49    | 0        | 0  | 0        | 0  |
| 50—59    | 0        | 1  | 0        | 2  |
| 60—69    | 3        | 0  | 0        | 0  |
| 70—79    | 8        | 0  | 6        | 0  |
| 80—89    | 0        | 0  | 2        | 0  |
| 90—99    | 1        | 0  | 3        | 0  |

GAME OPENING DRIVES

| Game                | COLORADO |    |     | OPPONENT |    |     |
|---------------------|----------|----|-----|----------|----|-----|
|                     | Pts      | FD | Yds | Pts      | FD | Yds |
| Colorado State      | 7        | 4  | 75  | 7        | 2  | 80  |
| Nebraska            | 0        | 3  | 38  | 7        | 3  | 96  |
| Air Force           | 7        | 4  | 80  | 0*       | 0  | 8   |
| Arizona State       |          |    |     |          |    |     |
| Arizona             |          |    |     |          |    |     |
| Oregon              |          |    |     |          |    |     |
| Washington State    |          |    |     |          |    |     |
| Southern California |          |    |     |          |    |     |
| UCLA                |          |    |     |          |    |     |
| Stanford            |          |    |     |          |    |     |
| Washington          |          |    |     |          |    |     |
| Utah                |          |    |     |          |    |     |

SECOND HALF OPENING DRIVES

| Game                | COLORADO |    |     | OPPONENT |    |     |
|---------------------|----------|----|-----|----------|----|-----|
|                     | Pts      | FD | Yds | Pts      | FD | Yds |
| Colorado State      | 7        | 1  | 27  | 0*       | 0  | 2   |
| Nebraska            | 0        | 2  | 35  | 0        | 1  | 29  |
| Air Force           | 0        | 3  | 28  | 0*       | 2  | 40  |
| Arizona State       |          |    |     |          |    |     |
| Arizona             |          |    |     |          |    |     |
| Oregon              |          |    |     |          |    |     |
| Washington State    |          |    |     |          |    |     |
| Southern California |          |    |     |          |    |     |
| UCLA                |          |    |     |          |    |     |
| Stanford            |          |    |     |          |    |     |
| Washington          |          |    |     |          |    |     |
| Utah                |          |    |     |          |    |     |

(\*—drive ended by a turnover)

POSSESSIONS AT-A-GLANCE

|          | No. | Plays | Avg. 3-Plays |              |
|----------|-----|-------|--------------|--------------|
|          |     |       | Snaps & Out* | Snaps/TD     |
| Colorado | 36  | 213   | 5.92         | 7 16.4 (13)  |
| Opponent | 39  | 214   | 5.49         | 10 19.5 (11) |

(\*—less if there is a turnover; must not have earned a first down or scored a touchdown.)

POINTS BY DRIVE

| Drive (CU/Opp) | COLORADO |    |    | OPPONENT |    |    |
|----------------|----------|----|----|----------|----|----|
|                | Pts      | TD | FG | Pts      | TD | FG |
| 1 (3/3)        | 14       | 2  | 0  | 14       | 2  | 0  |
| 2 (3/3)        | 3        | 0  | 1  | 6        | 1  | 0  |
| 3 (3/3)        | 3        | 0  | 1  | 21       | 3  | 0  |
| 4 (3/3)        | 7        | 1  | 0  | 17       | 2  | 1  |
| 5 (3/3)        | 7        | 1  | 0  | 0        | 0  | 0  |
| 6 (3/3)        | 7        | 1  | 0  | 0        | 0  | 0  |
| 7 (3/3)        | 0        | 0  | 0  | 3        | 0  | 1  |
| 8 (3/3)        | 14       | 2  | 0  | 10       | 1  | 1  |
| 9 (3/3)        | 20       | 3  | 0  | 0        | 0  | 0  |
| 10 (3/3)       | 14       | 2  | 0  | 7        | 1  | 0  |
| 11 (3/3)       | 3        | 0  | 1  | 7        | 1  | 0  |
| 12 (1/1)       | 7        | 1  | 0  | 7        | 1  | 0  |
| 13 (1/1)       | 0        | 0  | 0  | 0        | 0  | 0  |
| 14 (1/1)       | 3        | 0  | 1  | 0        | 0  | 0  |
| 15 (0/1)       | 0        | 0  | 0  | 0        | 0  | 0  |
| 16 (0/0)       | 0        | 0  | 0  | 0        | 0  | 0  |
| 17 (0/0)       | 0        | 0  | 0  | 0        | 0  | 0  |

COLORADO YARDS PER PLAY—TD Drives: 9.2 (100-915); FG Drives: 4.1 (21-86); Non-Scoring Drives: 2.9 (92-263).  
OPPONENT YARDS PER PLAY— TD Drives: 11.5 (79-906); FG Drives: 5.2 (27-141); Non-Scoring Drives: 3.4 (108-366).

## LONGEST PLAYS

**COLORADO**

## Scrimmage

| <b>Yards</b> | <b>Opponent</b> | <b>Player(s)</b>  |
|--------------|-----------------|---|
| <b>96</b>    | Nebraska        | K.D. Nixon pass from Steven Montez <b>(TD; school record)</b> |
| <b>57</b>    | Nebraska        | Jaylon Jackson pass from Steven Montez                        |
| <b>42</b>    | Air Force       | Laviska Shenault pass from Steven Montez <b>(TD)</b>          |
| <b>38</b>    | Colorado State  | Tony Brown pass from Steven Montez                            |
| <b>32</b>    | Colorado State  | Alex Fontenot run <b>(TD)</b>                                 |
| <b>27</b>    | Colorado State  | Brady Russell pass from Steven Montez                         |
| <b>26</b>    | Nebraska        | Tony Brown pass from Steven Montez <b>(TD)</b>                |
| <b>25</b>    | Colorado State  | Laviska Shenault pass from Steven Montez <b>(TD)</b>          |
| <b>24</b>    | Colorado State  | Tony Brown pass from Steven Montez                            |
| <b>23</b>    | Colorado State  | Jalen Harris pass from Steven Montez                          |
| <b>23</b>    | Colorado State  | Laviska Shenault run  |
| <b>22</b>    | Colorado State  | Alex Fontenot run <b>(TD)</b>                                 |
| <b>22</b>    | Nebraska        | K.D. Nixon pass from Steven Montez                            |

**Number of plays 20-plus yards in length:** 13 (10 pass, 3 rush)

**Number of plays 40-plus yards in length:** 3 ( 3 pass, 0 rush)

## Returns

| Type         | Yards     | Opponent         | Player               |
|--------------|-----------|------------------|----------------------|
| KICKOFF      | <b>54</b> | Nebraska         | Laviska Shenault     |
| PUNT         | <b>6</b>  | Colorado State   | K.D. Nixon           |
| INTERCEPTION | <b>0</b>  | on two occasions |                      |
| FUMBLE       | <b>9</b>  | Colorado State   | Mustafa Johnson (TD) |

**Returns 20+ yards in length:** 2 ( 2 kickoff, 0 punt, 0 interception, 0 fumble, 0 misc.)

**Returns 30+ yards in length:** 2 ( 2 kickoff, 0 punt, 0 interception, 0 fumble, 0 misc.)

## OPPONENT

## Scrimmage

| <b>Yards</b> | <b>Opponent</b> | <b>Player(s)</b>   |
|--------------|-----------------|--|
| <b>81</b>    | Air Force       | Ben Waters pass from D.J. Hammond <b>(TD)</b>            |
| <b>75</b>    | Nebraska        | Maurice Washington pass from Adrian Martinez <b>(TD)</b> |
| <b>65</b>    | Nebraska        | J.D. Spielman pass from Adrian Martinez <b>(TD)</b>      |
| <b>41</b>    | Colorado State  | Dante Wright run <b>(TD)</b>                             |
| <b>40</b>    | Nebraska        | Maurice Washington run <b>(TD)</b>                       |
| <b>39</b>    | Colorado State  | Dante Wright pass from Collin Hill <b>(TD)</b>           |
| <b>32</b>    | Air Force       | Geraud Sanders pass from D.J. Hammond <b>(TD)</b>        |
| <b>31</b>    | Colorado State  | Marvin Kinsey pass from Collin Hill                      |
| <b>29</b>    | Colorado State  | Warren Jackson pass from Collin Hill                     |
| <b>28</b>    | Nebraska        | Maurice Washington pass from Adrian Martinez             |
| <b>25</b>    | Nebraska        | Van'Dale Robinson pass from Adrian Martinez              |
| <b>25</b>    | Air Force       | Kadin Remsberg run <b>(TD)</b>                           |
| <b>22</b>    | Colorado State  | Trey McBride pass from Collin Hill                       |
| <b>21</b>    | Nebraska        | J.D. Spielman pass from Adrian Martinez                  |
| <b>20</b>    | Nebraska        | Dedrick Mills pass from Adrian Martinez                  |

**Number of plays 20-plus yards in length:** 15 (12 pass, 3 rush)

**Number of plays 40-plus yards in length:** 5 ( 3 pass, 2 rush)

## Returns

| Type         | Yards | Opponent       | Player          |
|--------------|-------|----------------|-----------------|
| KICKOFF      | 25    | Colorado State | Anthony Hawkins |
| PUNT         | 13    | Colorado State | Dante Wright    |
| INTERCEPTION | 1     | Nebraska       | Lamar Jackson   |
| FUMBLE       | N/A   |                |                 |

**Returns 20+ yards in length:** 1 ( 1 kickoff, 0 punt, 0 interception, 0 fumble, 0 misc.)

**Returns 30+ yards in length:** 1 ( 1 kickoff, 0 punt, 0 interception, 0 fumble, 0 misc.)

**DRIVE ENGINEERING**[illegible]



FIRST DOWN PASSING

| Player              | Att-Com-Int | Pct. | Yards      | FD | TD | Long | Sacked | Rating |
|---------------------|-------------|------|------------|----|----|------|--------|--------|
| Steven Montez ..... | 35-26- 0    | 74.3 | <b>385</b> | 10 | 3  | 96t  | 3/28   | 195.0  |

FIRST DOWN RUSHING

| Player                 | Att. | Yards      | Avg. | FD | TD | Long |
|------------------------|------|------------|------|----|----|------|
| Alex Fontenot .....    | 24   | <b>160</b> | 6.7  | 6  | 3  | 32   |
| Jaren Mangham .....    | 17   | <b>70</b>  | 4.1  | 2  | 2  | 19   |
| Laviska Shenault ..... | 3    | <b>25</b>  | 8.3  | 1  | 0  | 23   |
| Steven Montez .....    | 3    | <b>1</b>   | 0.3  | 0  | 0  | 5    |
| Deion Smith .....      | 1    | <b>2</b>   | 2.0  | 0  | 0  | 2    |
| Dimitri Stanley .....  | 1    | <b>0</b>   | 0.0  | 0  | 0  | 0    |
| K.D. Nixon .....       | 1    | <b>-3</b>  | -3.0 | 0  | 0  | -3   |
| Tony Brown .....       | 1    | <b>-4</b>  | -4.0 | 0  | 0  | -4   |
| Team.....              | 3    | <b>-5</b>  | -1.7 | 0  | 0  | -1   |

FIRST DOWN RECEIVING

| Player                 | No.      | Yards | Avg. | FD | TD | Long |
|------------------------|----------|-------|------|----|----|------|
| Tony Brown .....       | <b>6</b> | 117   | 19.5 | 4  | 1  | 38   |
| K.D. Nixon .....       | 4        | 122   | 30.5 | 2  | 1  | 96t  |
| Laviska Shenault ..... | <b>4</b> | 55    | 13.7 | 1  | 1  | 42t  |
| Jalen Harris .....     | <b>3</b> | 36    | 12.0 | 1  | 0  | 23   |
| Brady Russell .....    | <b>3</b> | 27    | 9.0  | 1  | 0  | 17   |
| Dimitri Stanley .....  | <b>2</b> | 12    | 6.0  | 0  | 0  | 6    |
| Jaren Mangham .....    | <b>2</b> | 11    | 5.5  | 1  | 0  | 11   |
| Alex Fontenot .....    | <b>2</b> | 5     | 2.5  | 0  | 0  | 3    |

ALL-PURPOSE YARDS (Top 5)

|                        | G | Plays | Rush | Rec. | PR | KOR | Total      | Avg. | Avg./G |
|------------------------|---|-------|------|------|----|-----|------------|------|--------|
| Laviska Shenault ..... | 3 | 26    | 66   | 203  | 0  | 54  | <b>323</b> | 12.4 | 107.7  |
| K.D. Nixon .....       | 3 | 16    | - 3  | 197  | 10 | 49  | <b>253</b> | 15.8 | 84.3   |
| Alex Fontenot .....    | 3 | 47    | 209  | 18   | 0  | 0   | <b>227</b> | 4.8  | 75.7   |
| Jaren Mangham .....    | 3 | 35    | 140  | 10   | 0  | 0   | <b>150</b> | 4.3  | 50.0   |
| Tony Brown .....       | 3 | 11    | - 4  | 151  | 0  | 0   | <b>147</b> | 13.4 | 49.0   |

QUARTERBACK SACKS (8-50)

Colorado State (2-17): Lang 1-10, Van Diest 1-7. **Nebraska (6-33):** Johnson 3-21, Tchangam 2-6, Blackmon 1-6. **Air Force (0-0).**  
**THIRD/FOURTH DOWN SACKS (6/0):** Johnson 2, Blackmon 1, Lang 1, Tchangam 1, Van Diest 1.

THIRD-FOURTH DOWN PASSING

| Player              | Att-Com-Int | Pct. | Yards      | FD | TD | Long | Sacked | Rating |
|---------------------|-------------|------|------------|----|----|------|--------|--------|
| Steven Montez ..... | 31-18- 0    | 58.1 | <b>170</b> | 12 | 2  | 27   | 2/13   | 125.4  |

THIRD-FOURTH DOWN RUSHING

| Player                 | Att. | FD/TD | Pct.         | Yards | Avg. | TD | 3/4-&-1 |
|------------------------|------|-------|--------------|-------|------|----|---------|
| Jaren Mangham .....    | 5    | 5     | <b>100.0</b> | 20    | 4.0  | 0  | 4- 4    |
| Laviska Shenault ..... | 4    | 4     | <b>100.0</b> | 22    | 5.5  | 0  | 1- 1    |
| Steven Montez .....    | 5    | 2     | <b>40.0</b>  | 17    | 3.4  | 0  | 2- 2    |
| Alex Fontenot .....    | 3    | 1     | <b>33.3</b>  | 3     | 1.0  | 0  | 0- 1    |
| Deion Smith .....      | 1    | 0     | <b>0.0</b>   | 1     | 1.0  | 0  | 0- 0    |

THIRD-FOURTH DOWN RECEIVING

| Player                 | No.      | Yards | Avg. | FD | TD | Long |
|------------------------|----------|-------|------|----|----|------|
| Laviska Shenault ..... | <b>7</b> | 77    | 11.0 | 7  | 0  | 17   |
| Brady Russell .....    | <b>2</b> | 36    | 18.0 | 1  | 0  | 27   |
| Dimitri Stanley .....  | <b>2</b> | 25    | 12.5 | 2  | 1  | 13t  |
| Tony Brown .....       | <b>2</b> | 14    | 7.0  | 1  | 0  | 7    |
| Alex Fontenot .....    | <b>2</b> | 8     | 4.0  | 1  | 0  | 10   |
| Jalen Harris .....     | <b>2</b> | 6     | 3.0  | 0  | 1  | 5    |
| K.D. Nixon .....       | <b>1</b> | 4     | 4.0  | 0  | 0  | 4    |

SACKS BY QTR: CU 0-0-3-4 (1-OT); OPP 3-2-0-0 (0-OT)

2019 COLORADO BUFFALO SINGLE-GAME HIGHS

Individual

LONGEST SCORING RUN— 32, Alex Fontenot vs. Colorado State  
LONGEST NON-SCORING RUN— 23, Laviska Shenault vs. Colorado State  
LONGEST SCORING PASS— 96, Steven Montez to K.D. Nixon vs. Nebraska (*school record*)  
LONGEST NON-SCORING PASS— 57, Steven Montez to Jaylon Jackson vs. Nebraska  
LONGEST KICKOFF RETURN— 54, Laviska Shenault vs. Nebraska  
LONGEST PUNT RETURN— 6, K.D. Nixon vs. Colorado State  
LONGEST INTERCEPTION RETURN— 0, on four occasions  
LONGEST PUNT— 63, Alex Kinney vs. Colorado State  
LONGEST FIELD GOAL— 41, James Stefanou vs. Colorado State  
MOST TOUCHDOWNS— 3, Alex Fontenot vs. Colorado State (3 rushing)  
MOST RUSHING ATTEMPTS— 19, Alex Fontenot vs. Colorado State  
MOST RUSHING YARDS— 125, Alex Fontenot vs. Colorado State  
MOST PASS ATTEMPTS— 43, Steven Montez vs. Air Force  
MOST PASS COMPLETIONS— 28, Steven Montez vs. Nebraska  
MOST INTERCEPTIONS THROWN— 1, Steven Montez vs. Nebraska & Air Force  
MOST PASSING YARDS— 375, Steven Montez vs. Nebraska  
MOST TOUCHDOWN PASSES— 2, Steven Montez vs. Colorado State, Nebraska, Air Force  
MOST RECEPTIONS— 8, Laviska Shenault vs. Air Force  
MOST RECEIVING YARDS— 148, K.D. Nixon vs. Nebraska  
MOST TOTAL OFFENSIVE PLAYS— 49, Steven Montez vs. Nebraska (41 pass, 8 rush)  
MOST TOTAL OFFENSE— 358, Steven Montez vs. Nebraska (*375 pass, -17 rush*)  
MOST FIELD GOALS ATTEMPTED— 4, James Stefanou vs. Colorado State  
MOST FIELD GOALS MADE— James Stefanou vs. Colorado State  
MOST TACKLES— 14, Nate Landman vs. Nebraska (12 UT)  
MOST SOLO TACKLES— 12, Nate Landman vs. Nebraska (14 TT)  
MOST TACKLES FOR LOSS— 3, Mustafa Johnson vs. Nebraska  
MOST QUARTERBACK SACKS— 3, Mustafa Johnson vs. Nebraska  
MOST QUARTERBACK HURRIES— 2, on two occasions (Johnson, Wells)  
MOST INTERCEPTIONS— 2, Mikial Onu vs. Colorado State  
MOST PASSES BROKEN UP— 2, Davion Taylor vs. Nebraska  
MOST THIRD/FOURTH DOWN STOPS— 3, Mustafa Johnson vs. Nebraska  
MOST KNOCKDOWN BLOCKS (OL)— 8, Kary Kutsch vs. Colorado State, Nebraska  
MOST SPECIAL TEAM POINTS— 3, on three occasions (Arias 2, Robinson)

Team Bests/Highs

MOST FIRST DOWNS— 23, vs. Colorado State  
MOST RUSHING ATTEMPTS— 40, vs. Colorado State  
MOST RUSHING YARDS— 243, vs. Colorado State  
MOST PASS ATTEMPTS— 43, vs. Air Force  
MOST COMPLETIONS— 28, vs. Nebraska  
MOST INTERCEPTIONS THROWN— 1, vs. Nebraska & Air Force  
MOST PASSING YARDS— 375, vs. Nebraska  
MOST OFFENSIVE PLAYS— 78, vs. Nebraska  
MOST TOTAL OFFENSE— 475, vs. Colorado State  
FEWEST FUMBLES— 0, vs. Colorado State  
MOST FUMBLES— 3, vs. Air Force (all team snaps)  
FEWEST TURNOVERS— 0, vs. Colorado State  
MOST TURNOVERS— 2, vs. Nebraska  
MOST TIME OF POSSESSION— 30:28, vs. Nebraska  
LONGEST TOUCHDOWN DRIVE— 96 yards (1 play, vs. Nebraska  
LONGEST FIELD GOAL DRIVE— 56 yards (8 plays), vs. Colorado State

Defensive Bests

FEWEST FIRST DOWNS ALLOWED— 19, by Nebraska  
FEWEST RUSHING ATTEMPTS ALLOWED— 31, by Colorado State  
FEWEST RUSHING YARDS ALLOWED— 131, by Colorado State  
FEWEST PASS ATTEMPTS ALLOWED— 12, by Air Force  
FEWEST PASS COMPLETIONS ALLOWED— 7, by Air Force  
FEWEST PASSING YARDS ALLOWED— 155, by Air Force  
MOST INTERCEPTIONS— 2, vs. Colorado State  
FEWEST TOTAL PLAYS ALLOWED— 64, by Air Force  
FEWEST TOTAL YARDS ALLOWED— 444, by Air Force  
MOST FUMBLES FORCED— 2, vs. Colorado State, Nebraska, Air Force  
MOST TURNOVERS GAINED— 4, vs. Colorado State  
MOST PASSES BROKEN UP— 3, vs. Nebraska  
MOST QUARTERBACK SACKS— 6, vs. Nebraska  
MOST QUARTERBACK HURRIES— 6, Colorado State  
MOST TACKLES FOR LOSS— 7, vs. Nebraska

## GAME-BY-GAME INDIVIDUAL CHARTS / OFFENSE

## RUSHING

## JAREK BROUSSARD

|                      | Att   | Yds      | Avg. | Long | TD |
|----------------------|-------|----------|------|------|----|
| Colorado State.....  | ----- | INJ----- |      |      |    |
| Nebraska.....        | ----- | INJ----- |      |      |    |
| Air Force.....       | ----- | INJ----- |      |      |    |
| Arizona State.....   |       |          |      |      |    |
| Arizona.....         |       |          |      |      |    |
| Oregon.....          |       |          |      |      |    |
| Washington State.... |       |          |      |      |    |
| USC.....             |       |          |      |      |    |
| UCLA.....            |       |          |      |      |    |
| Stanford.....        |       |          |      |      |    |
| Washington.....      |       |          |      |      |    |
| Utah.....            |       |          |      |      |    |

## JOE DAVIS

|                      | Att | Yds | Avg. | Long | TD |
|----------------------|-----|-----|------|------|----|
| Colorado State.....  | 0   | 0   | 0.0  | 0    | 0  |
| Nebraska.....        | 0   | 0   | 0.0  | 0    | 0  |
| Air Force.....       | 0   | 0   | 0.0  | 0    | 0  |
| Arizona State.....   |     |     |      |      |    |
| Arizona.....         |     |     |      |      |    |
| Oregon.....          |     |     |      |      |    |
| Washington State.... |     |     |      |      |    |
| USC.....             |     |     |      |      |    |
| UCLA.....            |     |     |      |      |    |
| Stanford.....        |     |     |      |      |    |
| Washington.....      |     |     |      |      |    |
| Utah.....            |     |     |      |      |    |

## ALEX FONTENOT

|                      | Att | Yds | Avg. | Long | TD |
|----------------------|-----|-----|------|------|----|
| Colorado State.....  | 19  | 125 | 6.6  | 32   | 3  |
| Nebraska.....        | 10  | 42  | 4.2  | 18   | 0  |
| Air Force.....       | 13  | 42  | 3.2  | 8    | 0  |
| Arizona State.....   |     |     |      |      |    |
| Arizona.....         |     |     |      |      |    |
| Oregon.....          |     |     |      |      |    |
| Washington State.... |     |     |      |      |    |
| USC.....             |     |     |      |      |    |
| UCLA.....            |     |     |      |      |    |
| Stanford.....        |     |     |      |      |    |
| Washington.....      |     |     |      |      |    |
| Utah.....            |     |     |      |      |    |

## JAREN MANGHAM

|                      | Att | Yds | Avg. | Long | TD |
|----------------------|-----|-----|------|------|----|
| Colorado State.....  | 6   | 11  | 1.8  | 5    | 1  |
| Nebraska.....        | 11  | 44  | 4.0  | 11t  | 2  |
| Air Force.....       | 10  | 56  | 5.6  | 19   | 0  |
| Arizona State.....   |     |     |      |      |    |
| Arizona.....         |     |     |      |      |    |
| Oregon.....          |     |     |      |      |    |
| Washington State.... |     |     |      |      |    |
| USC.....             |     |     |      |      |    |
| UCLA.....            |     |     |      |      |    |
| Stanford.....        |     |     |      |      |    |
| Washington.....      |     |     |      |      |    |
| Utah.....            |     |     |      |      |    |

## STEVEN MONTEZ

|                      | Att | Yds | Avg. | Long | TD |
|----------------------|-----|-----|------|------|----|
| Colorado State.....  | 5   | 39  | 7.8  | 19   | 0  |
| Nebraska.....        | 8   | -17 | -2.1 | 5    | 0  |
| Air Force.....       | 2   | -16 | -8.0 | -8   | 0  |
| Arizona State.....   |     |     |      |      |    |
| Arizona.....         |     |     |      |      |    |
| Oregon.....          |     |     |      |      |    |
| Washington State.... |     |     |      |      |    |
| USC.....             |     |     |      |      |    |
| UCLA.....            |     |     |      |      |    |
| Stanford.....        |     |     |      |      |    |
| Washington.....      |     |     |      |      |    |
| Utah.....            |     |     |      |      |    |

## DEION SMITH

|                      | Att | Yds | Avg. | Long | TD |
|----------------------|-----|-----|------|------|----|
| Colorado State.....  | 2   | 4   | 2.0  | 3    | 0  |
| Nebraska.....        | 0   | 0   | 0.0  | 0    | 0  |
| Air Force.....       | 1   | 2   | 2.0  | 2    | 0  |
| Arizona State.....   |     |     |      |      |    |
| Arizona.....         |     |     |      |      |    |
| Oregon.....          |     |     |      |      |    |
| Washington State.... |     |     |      |      |    |
| USC.....             |     |     |      |      |    |
| UCLA.....            |     |     |      |      |    |
| Stanford.....        |     |     |      |      |    |
| Washington.....      |     |     |      |      |    |
| Utah.....            |     |     |      |      |    |

## LAVISKA SHENAU

|                      | Att | Yds | Avg. | Long | TD |
|----------------------|-----|-----|------|------|----|
| Colorado State.....  | 3   | 35  | 11.7 | 23   | 0  |
| Nebraska.....        | 3   | 6   | 2.9  | 7    | 0  |
| Air Force.....       | 3   | 25  | 8.3  | 19   | 1  |
| Arizona State.....   |     |     |      |      |    |
| Arizona.....         |     |     |      |      |    |
| Oregon.....          |     |     |      |      |    |
| Washington State.... |     |     |      |      |    |
| USC.....             |     |     |      |      |    |
| UCLA.....            |     |     |      |      |    |
| Stanford.....        |     |     |      |      |    |
| Washington.....      |     |     |      |      |    |
| Utah.....            |     |     |      |      |    |

## PASSING

## STEVE MONTEZ

|                      | A-C-I   | Yds | Long | TD | Rating |
|----------------------|---------|-----|------|----|--------|
| Colorado State.....  | 20-13-0 | 232 | 38   | 2  | 195.4  |
| Nebraska.....        | 41-28-1 | 375 | 96t  | 2  | 156.3  |
| Air Force.....       | 43-26-1 | 220 | 42t  | 2  | 114.1  |
| Arizona State.....   |         |     |      |    |        |
| Arizona.....         |         |     |      |    |        |
| Oregon.....          |         |     |      |    |        |
| Washington State.... |         |     |      |    |        |
| USC.....             |         |     |      |    |        |
| UCLA.....            |         |     |      |    |        |
| Stanford.....        |         |     |      |    |        |
| Washington.....      |         |     |      |    |        |
| Utah.....            |         |     |      |    |        |

## TYLER LYTLE

|                      | A-C-I | Yds      | Long | TD | Rating |
|----------------------|-------|----------|------|----|--------|
| Colorado State.....  | 0-0-0 | 0        | 0    | 0  | 0.0    |
| Nebraska.....        | ----- | DNP----- |      |    |        |
| Air Force.....       | ----- | DNP----- |      |    |        |
| Arizona State.....   |       |          |      |    |        |
| Arizona.....         |       |          |      |    |        |
| Oregon.....          |       |          |      |    |        |
| Washington State.... |       |          |      |    |        |
| USC.....             |       |          |      |    |        |
| UCLA.....            |       |          |      |    |        |
| Stanford.....        |       |          |      |    |        |
| Washington.....      |       |          |      |    |        |
| Utah.....            |       |          |      |    |        |

## BLAKE SENSTROM

|                      | A-C-I | Yds      | Long | TD | Rating |
|----------------------|-------|----------|------|----|--------|
| Colorado State.....  | ----- | DNP----- |      |    |        |
| Nebraska.....        | ----- | DNP----- |      |    |        |
| Air Force.....       | ----- | DNP----- |      |    |        |
| Arizona State.....   |       |          |      |    |        |
| Arizona.....         |       |          |      |    |        |
| Oregon.....          |       |          |      |    |        |
| Washington State.... |       |          |      |    |        |
| USC.....             |       |          |      |    |        |
| UCLA.....            |       |          |      |    |        |
| Stanford.....        |       |          |      |    |        |
| Washington.....      |       |          |      |    |        |
| Utah.....            |       |          |      |    |        |

## RECEIVING

## DANIEL ARIAS

|                      | No | Yds | Avg. | Long | TD |
|----------------------|----|-----|------|------|----|
| Colorado State.....  | 0  | 0   | 0.0  | 0    | 0  |
| Nebraska.....        | 0  | 0   | 0.0  | 0    | 0  |
| Air Force.....       | 0  | 0   | 0.0  | 0    | 0  |
| Arizona State.....   |    |     |      |      |    |
| Arizona.....         |    |     |      |      |    |
| Oregon.....          |    |     |      |      |    |
| Washington State.... |    |     |      |      |    |
| USC.....             |    |     |      |      |    |
| UCLA.....            |    |     |      |      |    |
| Stanford.....        |    |     |      |      |    |
| Washington.....      |    |     |      |      |    |
| Utah.....            |    |     |      |      |    |

## MAURICE BELL

|                      | No | Yds | Avg. | Long | TD |
|----------------------|----|-----|------|------|----|
| Colorado State.....  | 0  | 0   | 0.0  | 0    | 0  |
| Nebraska.....        | 0  | 0   | 0.0  | 0    | 0  |
| Air Force.....       | 0  | 0   | 0.0  | 0    | 0  |
| Arizona State.....   |    |     |      |      |    |
| Arizona.....         |    |     |      |      |    |
| Oregon.....          |    |     |      |      |    |
| Washington State.... |    |     |      |      |    |
| USC.....             |    |     |      |      |    |
| UCLA.....            |    |     |      |      |    |
| Stanford.....        |    |     |      |      |    |
| Washington.....      |    |     |      |      |    |
| Utah.....            |    |     |      |      |    |

## BEAU BISHARAT

|                      | No | Yds | Avg. | Long | TD |
|----------------------|----|-----|------|------|----|
| Colorado State.....  | 3  | 71  | 23.7 | 38   | 0  |
| Nebraska.....        | 0  | 0   | 0.0  | 0    | 0  |
| Air Force.....       | 0  | 0   | 0.0  | 0    | 0  |
| Arizona State.....   |    |     |      |      |    |
| Arizona.....         |    |     |      |      |    |
| Oregon.....          |    |     |      |      |    |
| Washington State.... |    |     |      |      |    |
| USC.....             |    |     |      |      |    |
| UCLA.....            |    |     |      |      |    |
| Stanford.....        |    |     |      |      |    |
| Washington.....      |    |     |      |      |    |
| Utah.....            |    |     |      |      |    |

## TONY BROWN

|                      | No | Yds | Avg. | Long | TD |
|----------------------|----|-----|------|------|----|
| Colorado State.....  | 3  | 71  | 23.7 | 38   | 0  |
| Nebraska.....        | 5  | 60  | 12.0 | 26t  | 1  |
| Air Force.....       | 2  | 20  | 10.0 | 13   | 0  |
| Arizona State.....   |    |     |      |      |    |
| Arizona.....         |    |     |      |      |    |
| Oregon.....          |    |     |      |      |    |
| Washington State.... |    |     |      |      |    |
| USC.....             |    |     |      |      |    |
| UCLA.....            |    |     |      |      |    |
| Stanford.....        |    |     |      |      |    |
| Washington.....      |    |     |      |      |    |
| Utah.....            |    |     |      |      |    |

## ALEX FONTENOT

|                      | No | Yds | Avg. | Long | TD |
|----------------------|----|-----|------|------|----|
| Colorado State.....  | 0  | 0   | 0.0  | 0    | 0  |
| Nebraska.....        | 4  | 20  | 5.0  | 10   | 0  |
| Air Force.....       | 1  | -2  | -2.0 | -2   | 0  |
| Arizona State.....   |    |     |      |      |    |
| Arizona.....         |    |     |      |      |    |
| Oregon.....          |    |     |      |      |    |
| Washington State.... |    |     |      |      |    |
| USC.....             |    |     |      |      |    |
| UCLA.....            |    |     |      |      |    |
| Stanford.....        |    |     |      |      |    |
| Washington.....      |    |     |      |      |    |
| Utah.....            |    |     |      |      |    |

## JALEN HARRIS

|                      | No | Yds | Avg. | Long | TD |
|----------------------|----|-----|------|------|----|
| Colorado State.....  | 2  | 24  | 12.0 | 23   | 1  |
| Nebraska.....        | 0  | 0   | 0.0  | 0    | 0  |
| Air Force.....       | 4  | 22  | 5.5  | 8    | 0  |
| Arizona State.....   |    |     |      |      |    |
| Arizona.....         |    |     |      |      |    |
| Oregon.....          |    |     |      |      |    |
| Washington State.... |    |     |      |      |    |
| USC.....             |    |     |      |      |    |
| UCLA.....            |    |     |      |      |    |
| Stanford.....        |    |     |      |      |    |
| Washington.....      |    |     |      |      |    |
| Utah.....            |    |     |      |      |    |

## JAYLON JACKSON

|                      | No | Yds | Avg. | Long | TD |
|----------------------|----|-----|------|------|----|
| Colorado State.....  | 0  | 0   | 0.0  | 0    | 0  |
| Nebraska.....        | 1  | 57  | 57.0 | 57   | 0  |
| Air Force.....       | 0  | 0   | 0.0  | 0    | 0  |
| Arizona State.....   |    |     |      |      |    |
| Arizona.....         |    |     |      |      |    |
| Oregon.....          |    |     |      |      |    |
| Washington State.... |    |     |      |      |    |
| USC.....             |    |     |      |      |    |
| UCLA.....            |    |     |      |      |    |
| Stanford.....        |    |     |      |      |    |
| Washington.....      |    |     |      |      |    |
| Utah.....            |    |     |      |      |    |

## DARRION JONES

|                      | No    | Yds      | Avg. | Long | TD |
|----------------------|-------|----------|------|------|----|
| Colorado State.....  | 0     | 0        | 0.0  | 0    | 0  |
| Nebraska.....        | 0     | 0        | 0.0  | 0    | 0  |
| Air Force.....       | ----- | INJ----- |      |      |    |
| Arizona State.....   |       |          |      |      |    |
| Arizona.....         |       |          |      |      |    |
| Oregon.....          |       |          |      |      |    |
| Washington State.... |       |          |      |      |    |
| USC.....             |       |          |      |      |    |
| UCLA.....            |       |          |      |      |    |
| Stanford.....        |       |          |      |      |    |
| Washington.....      |       |          |      |      |    |
| Utah.....            |       |          |      |      |    |

## JAREN MANGHAM

|                      | No | Yds | Avg. | Long | TD |
|----------------------|----|-----|------|------|----|
| Colorado State.....  | 0  | 0   | 0.0  | 0    | 0  |
| Nebraska.....        | 1  | 11  | 11.0 | 11   | 0  |
| Air Force.....       | 2  | -1  | -1.0 | -1   | 0  |
| Arizona State.....   |    |     |      |      |    |
| Arizona.....         |    |     |      |      |    |
| Oregon.....          |    |     |      |      |    |
| Washington State.... |    |     |      |      |    |
| USC.....             |    |     |      |      |    |
| UCLA.....            |    |     |      |      |    |
| Stanford.....        |    |     |      |      |    |
| Washington.....      |    |     |      |      |    |
| Utah.....            |    |     |      |      |    |

## K.D. NIXON

|                      | No | Yds | Avg. | Long | TD |
|----------------------|----|-----|------|------|----|
| Colorado State.....  | 2  | 29  | 14.5 | 19   | 0  |
| Nebraska.....        | 6  | 148 | 24.7 | 96t  | 1  |
| Air Force.....       | 3  | 20  | 6.7  | 7    | 0  |
| Arizona State.....   |    |     |      |      |    |
| Arizona.....         |    |     |      |      |    |
| Oregon.....          |    |     |      |      |    |
| Washington State.... |    |     |      |      |    |
| USC.....             |    |     |      |      |    |
| UCLA.....            |    |     |      |      |    |
| Stanford.....        |    |     |      |      |    |
| Washington.....      |    |     |      |      |    |
| Utah.....            |    |     |      |      |    |

## BRADY RUSSELL

|                      | No | Yds | Avg. | Long | TD |
|----------------------|----|-----|------|------|----|
| Colorado State.....  | 2  | 44  | 22.0 | 27   | 0  |
| Nebraska.....        | 4  | 31  | 7.8  | 14   | 0  |
| Air Force.....       | 1  | 2   | 2.0  | 2    | 0  |
| Arizona State.....   |    |     |      |      |    |
| Arizona.....         |    |     |      |      |    |
| Oregon.....          |    |     |      |      |    |
| Washington State.... |    |     |      |      |    |
| USC.....             |    |     |      |      |    |
| UCLA.....            |    |     |      |      |    |
| Stanford.....        |    |     |      |      |    |
| Washington.....      |    |     |      |      |    |
| Utah.....            |    |     |      |      |    |

## LAVISKA SHENAU, Jr.

|                      | No | Yds | Avg. | Long | TD |
|----------------------|----|-----|------|------|----|
| Colorado State.....  | 3  | 48  | 16.0 | 25t  | 1  |
| Nebraska.....        | 5  | 31  | 6.2  | 9    | 0  |
| Air Force.....       | 8  | 124 | 15.5 | 42t  | 1  |
| Arizona State.....   |    |     |      |      |    |
| Arizona.....         |    |     |      |      |    |
| Oregon.....          |    |     |      |      |    |
| Washington State.... |    |     |      |      |    |
| USC.....             |    |     |      |      |    |
| UCLA.....            |    |     |      |      |    |
| Stanford.....        |    |     |      |      |    |
| Washington.....      |    |     |      |      |    |
| Utah.....            |    |     |      |      |    |

GAME-BY-GAME INDIVIDUAL CHARTS / DEFENSE

DEFENSIVE

DELRIK ABRAMS, CB

| Plays                | UT,AT-TT | TFL   | PD  | 3Ds | Other |
|----------------------|----------|-------|-----|-----|-------|
| Colorado State ..... | 78       | 4,4—8 | 0-0 | 1   | 1     |
| Nebraska .....       | 72       | 2,0—2 | 0-0 | 0   | 0     |
| Air Force .....      | 64       | 4,4—8 | 1-2 | 0   | 1     |
| Arizona State .....  |          |       |     |     | TZ    |
| Arizona .....        |          |       |     |     |       |
| Oregon .....         |          |       |     |     |       |
| Washington State ..  |          |       |     |     |       |
| USC .....            |          |       |     |     |       |
| UCLA .....           |          |       |     |     |       |
| Stanford .....       |          |       |     |     |       |
| Washington .....     |          |       |     |     |       |
| Utah .....           |          |       |     |     |       |

JASH ALLEN, ILB

| Plays                | UT,AT-TT | TFL               | PD  | 3Ds | Other |
|----------------------|----------|-------------------|-----|-----|-------|
| Colorado State ..... | 5        | 0,0—0             | 0-0 | 0   | 0     |
| Nebraska .....       |          | -----ST ONLY----- |     |     |       |
| Air Force .....      |          | -----ST ONLY----- |     |     |       |
| Arizona State .....  |          |                   |     |     |       |
| Arizona .....        |          |                   |     |     |       |
| Oregon .....         |          |                   |     |     |       |
| Washington State ..  |          |                   |     |     |       |
| USC .....            |          |                   |     |     |       |
| UCLA .....           |          |                   |     |     |       |
| Stanford .....       |          |                   |     |     |       |
| Washington .....     |          |                   |     |     |       |
| Utah .....           |          |                   |     |     |       |

MEKHI BLACKMON, CB

| Plays                | UT,AT-TT | TFL           | PD  | 3Ds | Other |
|----------------------|----------|---------------|-----|-----|-------|
| Colorado State ..... | 72       | 4,0—4         | 0-0 | 0   | 0     |
| Nebraska .....       | 72       | 1,3—4         | 1-6 | 0   | 62    |
| Air Force .....      |          | -----INJ----- |     |     |       |
| Arizona State .....  |          |               |     |     |       |
| Arizona .....        |          |               |     |     |       |
| Oregon .....         |          |               |     |     |       |
| Washington State ..  |          |               |     |     |       |
| USC .....            |          |               |     |     |       |
| UCLA .....           |          |               |     |     |       |
| Stanford .....       |          |               |     |     |       |
| Washington .....     |          |               |     |     |       |
| Utah .....           |          |               |     |     |       |

TERRANCE LANG, DE

| Plays                | UT,AT-TT | TFL   | PD   | 3Ds | Other |
|----------------------|----------|-------|------|-----|-------|
| Colorado State ..... | 63       | 1,2—2 | 1-10 | 0   | 1     |
| Nebraska .....       | 51       | 2,1—3 | 0-0  | 1   | 0     |
| Air Force .....      | 31       | 3,2—5 | 0-0  | 0   | 1     |
| Arizona State .....  |          |       |      |     |       |
| Arizona .....        |          |       |      |     |       |
| Oregon .....         |          |       |      |     |       |
| Washington State ..  |          |       |      |     |       |
| USC .....            |          |       |      |     |       |
| UCLA .....           |          |       |      |     |       |
| Stanford .....       |          |       |      |     |       |
| Washington .....     |          |       |      |     |       |
| Utah .....           |          |       |      |     |       |

JACOB CALLIER, OLB

| Plays                | UT,AT-TT | TFL           | PD | 3Ds | Other |
|----------------------|----------|---------------|----|-----|-------|
| Colorado State ..... |          | -----DNP----- |    |     |       |
| Nebraska .....       |          | -----DNP----- |    |     |       |
| Air Force .....      |          | -----DNP----- |    |     |       |
| Arizona State .....  |          |               |    |     |       |
| Arizona .....        |          |               |    |     |       |
| Oregon .....         |          |               |    |     |       |
| Washington State ..  |          |               |    |     |       |
| USC .....            |          |               |    |     |       |
| UCLA .....           |          |               |    |     |       |
| Stanford .....       |          |               |    |     |       |
| Washington .....     |          |               |    |     |       |
| Utah .....           |          |               |    |     |       |

NU'UMOTU FALO, OLB

| Plays                | UT,AT-TT | TFL   | PD  | 3Ds | Other |
|----------------------|----------|-------|-----|-----|-------|
| Colorado State ..... | 39       | 1,0—1 | 0-0 | 0   | 0     |
| Nebraska .....       | 51       | 1,0—1 | 0-0 | 0   | 1     |
| Air Force .....      | 23       | 1,1—2 | 0-0 | 0   | 0     |
| Arizona State .....  |          |       |     |     | 1-FR  |
| Arizona .....        |          |       |     |     |       |
| Oregon .....         |          |       |     |     |       |
| Washington State ..  |          |       |     |     |       |
| USC .....            |          |       |     |     |       |
| UCLA .....           |          |       |     |     |       |
| Stanford .....       |          |       |     |     |       |
| Washington .....     |          |       |     |     |       |
| Utah .....           |          |       |     |     |       |

MUSTAFA JOHNSON, DE

| Plays                | UT,AT-TT | TFL   | PD   | 3Ds | Other |
|----------------------|----------|-------|------|-----|-------|
| Colorado State ..... | 59       | 1,3—4 | 0-0  | 0   | 0     |
| Nebraska .....       | 61       | 6,2—8 | 3-21 | 0   | 3     |
| Air Force .....      | 54       | 3,2—5 | 0-0  | 0   | 1     |
| Arizona State .....  |          |       |      |     | QBH   |
| Arizona .....        |          |       |      |     |       |
| Oregon .....         |          |       |      |     |       |
| Washington State ..  |          |       |      |     |       |
| USC .....            |          |       |      |     |       |
| UCLA .....           |          |       |      |     |       |
| Stanford .....       |          |       |      |     |       |
| Washington .....     |          |       |      |     |       |
| Utah .....           |          |       |      |     |       |

AKIL JONES, ILB

| Plays                | UT,AT-TT | TFL    | PD  | 3Ds | Other |
|----------------------|----------|--------|-----|-----|-------|
| Colorado State ..... | 5        | 0,0—0  | 0-0 | 0   | 0     |
| Nebraska .....       | 13       | 4,0—4  | 1-1 | 0   | 1     |
| Air Force .....      | 41       | 7,3—10 | 1-1 | 0   | 2     |
| Arizona State .....  |          |        |     |     |       |
| Arizona .....        |          |        |     |     |       |
| Oregon .....         |          |        |     |     |       |
| Washington State ..  |          |        |     |     |       |
| USC .....            |          |        |     |     |       |
| UCLA .....           |          |        |     |     |       |
| Stanford .....       |          |        |     |     |       |
| Washington .....     |          |        |     |     |       |
| Utah .....           |          |        |     |     |       |

JANAZ JORDAN, DT

| Plays                | UT,AT-TT | TFL   | PD  | 3Ds | Other |
|----------------------|----------|-------|-----|-----|-------|
| Colorado State ..... | 30       | 0,2—2 | 0-0 | 0   | 0     |
| Nebraska .....       | 20       | 0,1—1 | 0-0 | 0   | 0     |
| Air Force .....      | 13       | 0,1—1 | 0-0 | 0   | 0     |
| Arizona State .....  |          |       |     |     |       |
| Arizona .....        |          |       |     |     |       |
| Oregon .....         |          |       |     |     |       |
| Washington State ..  |          |       |     |     |       |
| USC .....            |          |       |     |     |       |
| UCLA .....           |          |       |     |     |       |
| Stanford .....       |          |       |     |     |       |
| Washington .....     |          |       |     |     |       |
| Utah .....           |          |       |     |     |       |

NATE LANDMAN, ILB

| Plays                | UT,AT-TT | TFL     | PD  | 3Ds | Other |
|----------------------|----------|---------|-----|-----|-------|
| Colorado State ..... | 72       | 11,0-11 | 0-0 | 0   | 2     |
| Nebraska .....       | 72       | 12,2-14 | 0-0 | 0   | 2     |
| Air Force .....      | 64       | 10,5-15 | 0-0 | 0   | 1     |
| Arizona State .....  |          |         |     |     |       |
| Arizona .....        |          |         |     |     |       |
| Oregon .....         |          |         |     |     |       |
| Washington State ..  |          |         |     |     |       |
| USC .....            |          |         |     |     |       |
| UCLA .....           |          |         |     |     |       |
| Stanford .....       |          |         |     |     |       |
| Washington .....     |          |         |     |     |       |
| Utah .....           |          |         |     |     |       |

AARON MADDOX, S

| Plays                | UT,AT-TT | TFL   | PD  | 3Ds | Other |
|----------------------|----------|-------|-----|-----|-------|
| Colorado State ..... | 59       | 3,2—5 | 0-0 | 0   | 0     |
| Nebraska .....       | 72       | 7,1—8 | 0-0 | 0   | 1     |
| Air Force .....      | 48       | 8,1—9 | 1-1 | 0   | 1     |
| Arizona State .....  |          |       |     |     |       |
| Arizona .....        |          |       |     |     |       |
| Oregon .....         |          |       |     |     |       |
| Washington State ..  |          |       |     |     |       |
| USC .....            |          |       |     |     |       |
| UCLA .....           |          |       |     |     |       |
| Stanford .....       |          |       |     |     |       |
| Washington .....     |          |       |     |     |       |
| Utah .....           |          |       |     |     |       |

CHRIS MILLER, CB

| Plays                | UT,AT-TT | TFL   | PD  | 3Ds | Other |
|----------------------|----------|-------|-----|-----|-------|
| Colorado State ..... | 35       | 2,0—2 | 0-0 | 0   | 0     |
| Nebraska .....       | 15       | 0,0—0 | 0-0 | 2   | 1     |
| Air Force .....      | 64       | 2,2—4 | 0-0 | 0   | 0     |
| Arizona State .....  |          |       |     |     |       |
| Arizona .....        |          |       |     |     |       |
| Oregon .....         |          |       |     |     |       |
| Washington State ..  |          |       |     |     |       |
| USC .....            |          |       |     |     |       |
| UCLA .....           |          |       |     |     |       |
| Stanford .....       |          |       |     |     |       |
| Washington .....     |          |       |     |     |       |
| Utah .....           |          |       |     |     |       |

JAMAR MONTGOMERY, OLB

| Plays                | UT,AT-TT | TFL           | PD  | 3Ds | Other |
|----------------------|----------|---------------|-----|-----|-------|
| Colorado State ..... | 6        | 0,0—0         | 0-0 | 0   | 0     |
| Nebraska .....       |          | -----DNP----- |     |     |       |
| Air Force .....      |          | -----DNP----- |     |     |       |
| Arizona State .....  |          |               |     |     |       |
| Arizona .....        |          |               |     |     |       |
| Oregon .....         |          |               |     |     |       |
| Washington State ..  |          |               |     |     |       |
| USC .....            |          |               |     |     |       |
| UCLA .....           |          |               |     |     |       |
| Stanford .....       |          |               |     |     |       |
| Washington .....     |          |               |     |     |       |
| Utah .....           |          |               |     |     |       |

SAM NOYER, S

| Plays                | UT,AT-TT | TFL               | PD  | 3Ds | Other |
|----------------------|----------|-------------------|-----|-----|-------|
| Colorado State ..... | 6        | 0,0—0             | 0-0 | 0   | 0     |
| Nebraska .....       |          | -----ST ONLY----- |     |     |       |
| Air Force .....      |          | -----ST ONLY----- |     |     |       |
| Arizona State .....  |          |                   |     |     |       |
| Arizona .....        |          |                   |     |     |       |
| Oregon .....         |          |                   |     |     |       |
| Washington State ..  |          |                   |     |     |       |
| USC .....            |          |                   |     |     |       |
| UCLA .....           |          |                   |     |     |       |
| Stanford .....       |          |                   |     |     |       |
| Washington .....     |          |                   |     |     |       |
| Utah .....           |          |                   |     |     |       |

MIKIAL ONU, S

| Plays                | UT,AT-TT | TFL     | PD  | 3Ds | Other  |
|----------------------|----------|---------|-----|-----|--------|
| Colorado State ..... | 72       | 4,1—5   | 0-0 | 0   | 1      |
| Nebraska .....       | 72       | 5,0—5   | 0-0 | 0   | 0      |
| Air Force .....      | 64       | 10,2-12 | 0-0 | 0   | 0      |
| Arizona State .....  |          |         |     |     | INT,FF |
| Arizona .....        |          |         |     |     |        |
| Oregon .....         |          |         |     |     |        |
| Washington State ..  |          |         |     |     |        |
| USC .....            |          |         |     |     |        |
| UCLA .....           |          |         |     |     |        |
| Stanford .....       |          |         |     |     |        |
| Washington .....     |          |         |     |     |        |
| Utah .....           |          |         |     |     |        |

DERRION RAKESTRAW, S

| Plays                | UT,AT-TT | TFL               | PD  | 3Ds | Other |
|----------------------|----------|-------------------|-----|-----|-------|
| Colorado State ..... | 13       | 0,1—1             | 0-0 | 0   | 0     |
| Nebraska .....       |          | -----ST ONLY----- |     |     |       |
| Air Force .....      | 16       | 2,0—2             | 0-0 | 0   | 0     |
| Arizona State .....  |          |                   |     |     |       |
| Arizona .....        |          |                   |     |     |       |
| Oregon .....         |          |                   |     |     |       |
| Washington State ..  |          |                   |     |     |       |
| USC .....            |          |                   |     |     |       |
| UCLA .....           |          |                   |     |     |       |
| Stanford .....       |          |                   |     |     |       |
| Washington .....     |          |                   |     |     |       |
| Utah .....           |          |                   |     |     |       |

NA'IM RODMAN, DT

| Plays                | UT,AT-TT | TFL   | PD  | 3Ds | Other |
|----------------------|----------|-------|-----|-----|-------|
| Colorado State ..... | 18       | 0,0—0 | 0-0 | 0   | 0     |
| Nebraska .....       | 11       | 0,1—1 | 0-0 | 0   | 1     |
| Air Force .....      | 27       | 1,0—1 | 0-0 | 0   | 0     |
| Arizona State .....  |          |       |     |     |       |
| Arizona .....        |          |       |     |     |       |
| Oregon .....         |          |       |     |     |       |
| Washington State ..  |          |       |     |     |       |
| USC .....            |          |       |     |     |       |
| UCLA .....           |          |       |     |     |       |
| Stanford .....       |          |       |     |     |       |
| Washington .....     |          |       |     |     |       |
| Utah .....           |          |       |     |     |       |

JALEN SAMI, DT

| Plays                | UT,AT-TT | TFL   | PD  | 3Ds | Other |
|----------------------|----------|-------|-----|-----|-------|
| Colorado State ..... | 40       | 0,1—1 | 0-0 | 0   | 0     |
| Nebraska .....       | 42       | 0,1—1 | 0-0 | 0   | 0     |
| Air Force .....      | 50       | 1,0—1 | 0-0 | 0   | 0     |
| Arizona State .....  |          |       |     |     |       |
| Arizona .....        |          |       |     |     |       |
| Oregon .....         |          |       |     |     |       |
| Washington State ..  |          |       |     |     |       |
| USC .....            |          |       |     |     |       |
| UCLA .....           |          |       |     |     |       |
| Stanford .....       |          |       |     |     |       |
| Washington .....     |          |       |     |     |       |
| Utah .....           |          |       |     |     |       |

DAVION TAYLOR, S/OLB

| Plays                | UT,AT-TT | TFL   | PD   | 3Ds | Other |
|----------------------|----------|-------|------|-----|-------|
| Colorado State ..... | 26       | 4,0—4 | 1-15 | 0   | 2     |
| Nebraska .....       | 72       | 9,0—9 | 0-0  | 2   | 1     |
| Air Force .....      | 57       | 3,0—3 | 0-0  | 0   | 1     |
| Arizona State .....  |          |       |      |     | FF,TZ |
| Arizona .....        |          |       |      |     |       |
| Oregon .....         |          |       |      |     |       |
| Washington State ..  |          |       |      |     |       |
| USC .....            |          |       |      |     |       |
| UCLA .....           |          |       |      |     |       |
| Stanford .....       |          |       |      |     |       |
| Washington .....     |          |       |      |     |       |
| Utah .....           |          |       |      |     |       |

ALEX TCHANGAM, DE

| Plays                | UT,AT-TT | TFL   | PD  | 3Ds | Other |
|----------------------|----------|-------|-----|-----|-------|
| Colorado State ..... | 19       | 2,0—2 | 0-0 | 0   | 0     |
| Nebraska .....       | 37       | 3,1—4 | 2-6 | 0   | 2     |
| Air Force .....      | 50       | 2,3—5 | 0-0 | 0   | 0     |
| Arizona State .....  |          |       |     |     |       |
| Arizona .....        |          |       |     |     |       |
| Oregon .....         |          |       |     |     |       |
| Washington State ..  |          |       |     |     |       |
| USC .....            |          |       |     |     |       |
| UCLA .....           |          |       |     |     |       |
| Stanford .....       |          |       |     |     |       |
| Washington .....     |          |       |     |     |       |
| Utah .....           |          |       |     |     |       |

TREY UDOFFIA, CB

| Plays                | UT,AT-TT | TFL           | PD | 3Ds | Other |
|----------------------|----------|---------------|----|-----|-------|
| Colorado State ..... |          | -----DNP----- |    |     |       |
| Nebraska .....       |          | -----DNP----- |    |     |       |
| Air Force .....      |          | -----DNP----- |    |     |       |
| Arizona State .....  |          |               |    |     |       |
| Arizona .....        |          |               |    |     |       |
| Oregon .....         |          |               |    |     |       |
| Washington State ..  |          |               |    |     |       |
| USC .....            |          |               |    |     |       |
| UCLA .....           |          |               |    |     |       |
| Stanford .....       |          |               |    |     |       |
| Washington .....     |          |               |    |     |       |
| Utah .....           |          |               |    |     |       |

JONATHAN VAN DIEST, ILB

| Plays                | UT,AT-TT | TFL   | PD  | 3Ds | Other |
|----------------------|----------|-------|-----|-----|-------|
| Colorado State ..... | 57       | 6,1—7 | 1-7 | 0   | 1     |
| Nebraska .....       | 43       | 2,2—4 | 0-0 | 0   | 0     |
| Air Force .....      | 23       | 1,0—1 | 0-0 | 0   | 0     |
| Arizona State .....  |          |       |     |     |       |
| Arizona .....        |          |       |     |     |       |
| Oregon .....         |          |       |     |     |       |
| Washington State ..  |          |       |     |     |       |
| USC .....            |          |       |     |     |       |
| UCLA .....           |          |       |     |     |       |
| Stanford .....       |          |       |     |     |       |
| Washington .....     |          |       |     |     |       |
| Utah .....           |          |       |     |     |       |

CARSON WELLS, OLB

|                       | Plays | UT,AT-TT | TFL | PD    | 3Ds | Other |
|-----------------------|-------|----------|-----|-------|-----|-------|
| Colorado State.....   | 61    | 3,3-6    | 0-0 | 0     | 0   | 2-QBH |
| Nebraska.....         |       | -----    | INJ | ----- |     |       |
| Air Force.....        |       | -----    | INJ | ----- |     |       |
| Arizona State.....    |       |          |     |       |     |       |
| Arizona.....          |       |          |     |       |     |       |
| Oregon.....           |       |          |     |       |     |       |
| Washington State..... |       |          |     |       |     |       |
| USC.....              |       |          |     |       |     |       |
| UCLA.....             |       |          |     |       |     |       |
| Stanford.....         |       |          |     |       |     |       |
| Washington.....       |       |          |     |       |     |       |
| Utah.....             |       |          |     |       |     |       |

## DRIVE ENGINEERING

| Quarterback        | Started | TD | FG | FGA | PNT | DWN | TRN | SAF | CLK | RPL | Yielded | Drive       | Drive Efficiency* |       | Plays | Yards | Avg. | 3 & Out |
|--------------------|---------|----|----|-----|-----|-----|-----|-----|-----|-----|---------|-------------|-------------------|-------|-------|-------|------|---------|
| STEVEN MONTEZ..... | 35      | 13 | 4  | 0   | 13  | 1   | 2   | 0   | 2   | 0   | 102     | <b>2.91</b> | 48.6%             | 51.5% | 207   | 1262  | 6.10 | 6       |
| TYLER LYTLE.....   | 1       | 0  | 0  | 0   | 1   | 0   | 0   | 0   | 0   | 0   | 0       | <b>0.00</b> | 0.0%              | 0.0%  | 3     | 7     | 2.33 | 1       |
| COLORADO.....      | 36      | 13 | 4  | 0   | 14  | 1   | 2   | 0   | 2   | (0) | 102     | <b>3.16</b> | 52.0%             | 54.2% | 210   | 1269  | 6.04 | 7       |
| OPPONENTS.....     | 39      | 12 | 3  | 1   | 8   | 1   | 10  | 0   | 4   | (0) | 92      | <b>2.36</b> | 38.5%             | 45.7% | 210   | 1441  | 6.86 | 10      |

\*—second number is the percentage the QB has put his team in position to score, allowing for missed field goals, minus drives ended by the clock and if replaced.

\*\*—excludes kneel-downs, spiked passes and fake/muffed punt plays when not actually directing offense: Montez 3-(-5), Lytle 0-(-0); Opponents 4-(-25).

## KICKOFF ANALYSIS

| Kicker            | Total | Ret. | Yards | (Avg.)      | FC | MF | NA | TB | (EZ+) | In20/25 | OB | OnS | SQB | OSY | OSY Ret. | ASY   | ASY Ret. |
|-------------------|-------|------|-------|-------------|----|----|----|----|-------|---------|----|-----|-----|-----|----------|-------|----------|
| J. STEFANOU ..... | 15    | 0    | 1093  | <b>72.9</b> | 2  | 0  | 0  | 13 | (12)  | 0 / 0   | 0  | (0) | (0) | 375 | O 25     | ..... | .....    |
| D. PRICE .....    | 5     | 3    | 335   | <b>65.0</b> | 1  | 0  | 0  | 2  | (2)   | 1 / 2   | 0  | (0) | (0) | 111 | O 22     | 61    | O 20     |
| OPPONENTS .....   | 17    | 3    | 1243  | <b>73.1</b> | 0  | 0  | 0  | 14 | (10)  | 1 / 1   | 0  | (0) | (0) | 456 | O 27     | 106   | O 35     |

## YARDAGE SUMMARY

| Team           | Plays | 20+ | 10+ | 5+ | 1-4 | 0  | Neg. |
|----------------|-------|-----|-----|----|-----|----|------|
| Colorado ..... | 213   | 13  | 43  | 92 | 56  | 46 | 19   |
| Opponent ..... | 214   | 15  | 47  | 98 | 55  | 36 | 15   |

**ONSIDE KICKS:** Colorado 0-0, Opponents 0-0. **KICKOFF KEY:** MF—muffed; FC—fair catch; NA—no attempt at a return; EZ+—through or over end zone; OSY—Opponent Starting Yardline; ASY—Average Starting Yardline; Ret—averages using returned kicks only. OnSides (OnS), short squibs (SQB) and free kicks are omitted in figuring the above; out-of-bounds are not; returns may not add to team totals due to those credited on on-side kicks; free kicks following safeties NOT included. **FREE KICKS (Punt Style):** Colorado 0, Opponents 0.

## FIRST DOWN TENDENCIES

|                 | Rushing |       |      | *Passing |       |      | OVERALL   |            |             | Times Gained |     |    | Miscellaneous |    |      | Second Half |     |   |    |         |      |       |      |
|-----------------|---------|-------|------|----------|-------|------|-----------|------------|-------------|--------------|-----|----|---------------|----|------|-------------|-----|---|----|---------|------|-------|------|
|                 | Plays   | Yards | Avg. | Plays    | Yards | Avg. | Plays     | Yards      | Avg.        | 20+          | 10+ | 5+ | 2-            | 0  | Neg. | TD          | QBS | T | FD | 2-8-10+ | Att. | Yards | Avg. |
| COLORADO .....  | 54      | 246   | 4.6  | 38       | 357   | 9.4  | <b>92</b> | <b>603</b> | <b>6.55</b> | 9            | 19  | 39 | 41            | 15 | 13   | 8           | 3   | 0 | 19 | 27      | 52   | 357   | 6.9  |
| Opponents ..... | 61      | 321   | 5.3  | 36       | 290   | 8.1  | <b>97</b> | <b>611</b> | <b>6.30</b> | 5            | 17  | 48 | 31            | 17 | 6    | 3           | 1   | 3 | 17 | 14      | 50   | 366   | 7.3  |

\*—kept like the NFL in that quarterback sacks are deducted from passing to present the accurate picture.

## YARDS GAINED ANALYSIS

[Third down plays replayed due to penalty but yards awarded: Colorado 0, Opponents 0.]

| [1st down plays] repeated due to penalty but yards awarded. [2nd down] Opponents' opponents'. |               |       |      |               |       |      |               |       |      |               |       |      |             |             |             |                  |     |     |     |                     |       |      |                |    |    |
|---|---------------|-------|------|---------------|-------|------|---------------|-------|------|---------------|-------|------|-------------|-------------|-------------|------------------|-----|-----|-----|---------------------|-------|------|----------------|----|----|
| Team  | 1st Down----- |       |      | 2nd Down----- |       |      | 3rd Down----- |       |      | 4th Down----- |       |      | Season----- |             |             | *By Quarter----- |     |     |     | Opp. Territory----- |       |      | Breakdown----- |    |    |
|   | Att.          | Yards | Avg. | Att.          | Yards | Avg. | Att.          | Yards | Avg. | Att.          | Yards | Avg. | Att.        | Yards       | Avg.        | 1st              | 2nd | 3rd | 4th | Att.                | Yards | Avg. | +              | 0  | -  |
| COLORADO .....  | 92            | 603   | 6.6  | 70            | 441   | 6.3  | 45            | 197   | 3.4  | 6             | 23    | 3.8  | <b>213</b>  | <b>1264</b> | <b>5.93</b> | 272              | 207 | 256 | 507 | 90                  | 536   | 6.0  | 148            | 46 | 19 |
| Opponents .....   | 97            | 611   | 6.3  | 72            | 509   | 7.1  | 39            | 231   | 5.9  | 6             | 62    | 10.3 | <b>214</b>  | <b>1413</b> | <b>6.60</b> | 385              | 453 | 226 | 330 | 93                  | 544   | 5.8  | 163            | 36 | 15 |

\*—Overtime Yards: Colorado 22, Opponent 19. **Drives In Opponent Territory (minus those with 50+scores):** Colorado 22/36 (61.1%, 24.3 yards per drive); Opponent 20/38 (52.6%; 27.2 ypd)

## THIRD DOWN EFFICIENCY ANALYSIS

[4th & 1: Colorado 4-4 (4-4 rush, 0-0 pass), Opponents 1-1 (1-1 rush, 0-0 pass)]

|                 | 3rd Down and..... |      |      |      |      |      |      |      |      |      |       |       |      |      |       | Second |         |              |      |
|-----------------|-------------------|------|------|------|------|------|------|------|------|------|-------|-------|------|------|-------|--------|---------|--------------|------|
| Team            | 1                 | 2    | 3    | 4    | 5    | 6    | 7    | 8    | 9    | 10   | 11-14 | 15-19 | 20+  | RUSH | PASS  | QBS    | Half/OT | TOTAL        | PCT. |
| COLORADO .....  | 4- 5              | 3- 4 | 2- 5 | 4- 7 | 0- 1 | 1- 2 | 2- 3 | 3- 8 | 0- 3 | 0- 1 | 0- 0  | 1- 5  | 0- 1 | 7-13 | 13-32 | 2      | 11-24   | <b>20-45</b> | 44.4 |
| Opponents ..... | 5- 5              | 2- 4 | 2- 4 | 1- 2 | 0- 2 | 0- 4 | 3- 6 | 1- 2 | 1- 2 | 2- 3 | 0- 1  | 0- 2  | 0- 2 | 8-16 | 9-23  | 5      | 8-26    | <b>17-39</b> | 43.6 |

**AVERAGE YARDS TO GO:** Colorado 6.7 (45/300); Opponents 6.7 (39/261). **SECOND DOWN EFFICIENCY:** Colorado 20-70 (28.6%; 1-4 yds: 8-14); Opponent 29-72 (40.3%; 1-4 yds: 10-19).

## TURNOVER ANALYSIS

| Opp/CU          |    | Own Territory----- |         |            |         |       |       |       |       |       |       | Opponent Territory----- |       |        |   |       |       | By Quarter----- |     |     |     |    |       | Last 2 Min./OT** |   |     |
|-----------------|----|--------------------|---------|------------|---------|-------|-------|-------|-------|-------|-------|-------------------------|-------|--------|---|-------|-------|-----------------|-----|-----|-----|----|-------|------------------|---|-----|
| Team            | TO | PTS                | (TD,FG) | Pct.(Pts.) | EZ/G-10 | 11-20 | 21-30 | 31-40 | 41-50 | 49-40 | 39-30 | 29-20                   | 19-10 | 9-6/EZ | = | Total | (TD*) | 1st             | 2nd | 3rd | 4th | OT | 1st-H | 2nd-H            |   |     |
| COLORADO .....  | 3  | 3                  | (0,1)   | 3.3 (92)   | 0       | 0     | 0     | 1     | 1     | 1     | 0     | 0                       | 0     | 0      | = | 3     | (0)   | 0               | 2   | 0   | 1   | 0  | 0     | 0                | 0 |     |
| Opponents ..... | 10 | 23                 | (2,3)   | 21.1 (109) | 1       | 1     | 1     | 1     | 1     | 0     | 2     | 0                       | 1     | 2      | = | 10    | (1)   | 3               | 1   | 3   | 3   | 0  | 1     | (0)              | 1 | (1) |

**First Play After Gaining TO:** Colorado 9-36, 4.0 avg., 14 long, 0 TD (5-5 rush/4-3-0, 31, pass), 1 Ret, TD; Opponent: 3-6, 2.0 avg., 8 long, 0 TD (2-13 rush/0-0-0, 0 pass, QBS-7), 0 Ret TD.

\*—interception or fumble returns for a touchdown; \*\*—number in parenthesis is number of turnovers in last 2-minutes while team is protecting lead or trying to tie or go ahead.

## YARDS LOST DUE TO PENALTIES

|   | Colorado | Opponent |
|---|----------|----------|
| Times Penalized After Offensive Gain..... | 4        | 3        |
| Yards Lost Due To Penalties.....          | 35       | 17       |
| Touchdowns Cost (Field Goals Cost).....   | 0 (0)    | 0 (0)    |
| First Downs Lost.....                     | 3        | 1        |

## GOAL-TO-GO SITUATIONS

| Team           | Summary |    |    |     |    |     |     |     |  |  | GTG Plays |     |      | 1-Yard Line |     |
|----------------|---------|----|----|-----|----|-----|-----|-----|--|--|-----------|-----|------|-------------|-----|
|                | Total   | TD | FG | FGA | TO | DWN | CLK | ROC |  |  | Plays     | TDs | Pct. | Plays       | TDs |
| COLORADO.....  | 5       | 4  | 1  | 0   | 0  | 0   | 0   | (0) |  |  | 9         | 4   | 44.4 | 1           | 0   |
| OPPONENTS..... | 3       | 2  | 0  | 0   | 1  | 0   | 0   | (0) |  |  | 5         | 2   | 40.0 | 0           | 0   |

## EXPANDED PUNTING

| Player  | Punts | Yards | Avg.  | Spot | Ret. | Yards | Return | Returned | Avg. | In20/15/10/5 | TB      | FC | 60+ | No. | Yds. | Avg. | No.-Yds(In20) | No.   | Yds. | Avg.        |
|---|-------|-------|-------|------|------|-------|--------|----------|------|--------------|---------|----|-----|-----|------|------|---------------|-------|------|-------------|
| ALEX KINNEY .....   | 14    | 666   | 47.57 | C41  | 4    | 23    | 5.8    | 13       | 71.4 | 41.64        | 6/4/3/1 | 3  | 4   | 3   | 0    | 0    | 0.0           | 3-111 | (1)  | 11 555 50.5 |
| Downed At The 1-Yardline: Kinney 0. Average Spot—yardline where punts average from: Kinney 14/573. Left-footed punts: none. |       |       |       |      |      |       |        |          |      |              |         |    |     |     |      |      |               |       |      |             |

**Downed At The 1-Yardline:** Kinney 0. **Average Spot**—yardline where punts average from: Kinney 14/573. **Left-footed punts:** none.

## AVERAGE STARTING FIELD POSITION

|                                       | Colorado | Opponent |
|---------------------------------------|----------|----------|
| Drives Started .....                  | 36       | 39       |
| Cumulative Starting Yardlines .....   | 1162     | 1012     |
| Average Field Position.....           | C32      | O26      |
| Drives Started In Plus Territory..... | 5        | 4        |
| Scores/TD,FG.....                     | 4/1,3    | 2/1,1    |
| FGA/Punts/Downs/Clock.....            | 0/0/1/0  | 1/0/0/0  |
| Turnovers/Ran Out Clock.....          | 0/0      | 1/0      |
| Points.....                           | 16       | 14       |
| Drives Started Inside/At Own 20.....  | 9 (7/2)  | 14 (8/6) |
| Points Scored (TD/FG) .....           | 10 (1/1) | 41 (5/2) |

## SCORING PERCENTAGE INSIDE-THE-20 (Red Zone)

|   | Colorado     | Opponent    |
|---|--------------|-------------|
| Times Penetrated Opponent 20 .....      | 12           | 7           |
| Total Scores .....                      | 11           | 6           |
| Touchdowns (Rush/Pass) .....            | 8 (7/1)      | 5 (5/0)     |
| Field Goals-Attempts .....              | 3-3          | 1-1         |
| Turnovers/Downs/Punts/Clock.....        | 0/1/0/0      | 1/0/0/0     |
| Scores From Outside The RZ/TD,FG.....   | 6/5.1        | 9/7.2       |
| Scoring Percentage (TD Pct.) .....      | 91.7 (66.7)  | 85.7 (71.4) |
| Total Red Zone Plays/Yards (Avg.).....  | 34/110 (3.3) | 22/90 (4.1) |
| Third Down Efficiency .....             | 4-8/50.0     | 4-5/80.0    |
| Fourth Down Efficiency.....             | 0-1/0.0      | 1-1/100.0   |
| *Ran Out Clock Not Trying To Score..... | 0            | 0           |

(\*—not included in total counts or plays above; the 20 IS NOT in the Red Zone)

## FIRST DOWNS EARNED

| Player                 | Rush | Pass | Rec. | — | Total (3/4)    |
|------------------------|------|------|------|---|----------------|
| STEVEN MONTEZ .....    | 4    | 32   | 0    | — | <b>36</b> (15) |
| LAVISKA SHENAULT ..... | 5    | 0    | 11   | — | <b>16</b> (11) |
| ALEX FONTENOT .....    | 9    | 0    | 2    | — | <b>11</b> (2)  |
| JAREN MANGHAM .....    | 8    | 0    | 1    | — | <b>9</b> (5)   |
| TONY BROWN .....       | 0    | 0    | 6    | — | <b>6</b> (1)   |
| K.D. NIXON .....       | 0    | 0    | 4    | — | <b>4</b> (0)   |
| DIMITRI STANLEY .....  | 1    | 0    | 3    | — | <b>4</b> (2)   |
| BRADY RUSSELL .....    | 0    | 0    | 3    | — | <b>3</b> (1)   |
| JAYLON JACKSON .....   | 1    | 0    | 1    | — | <b>2</b> (0)   |
| JALEN HARRIS .....     | 0    | 0    | 1    | — | <b>1</b> (1)   |

## FUMBLES

| Player              | No-Lost    |
|---------------------|------------|
| RUSSELL .....       | 1-0        |
| SHENAULT .....      | 1-1        |
| TEAM .....          | 3-0        |
| <b>TOTALS</b> ..... | <b>5-1</b> |

## MISCELLANEOUS

|   | Colorado | Opponent |
|---|----------|----------|
| Points Scored Last 2 Minutes (Total/1st, 2nd) | 21/7,14  | 7/7,0    |