



## UNIVERSITY OF COLORADO BUFFALOES / SPORTS INFORMATION SERVICE

2150 Stadium Drive (574 Champions Center), 357 UCB, Boulder, CO 80309-0357

Telephone 303/492-5626 (E-mail/FB contacts: david.plati@colorado.edu; curtis.snyder@colorado.edu)

David Plati (Associate AD/SID), Curtis Snyder (Assistant AD), Troy Andre (Associate SID/CUBuffs.com Managing Editor), Linda Sprouse (Associate SID), Seth Pringle (Assistant SID), Shaun Wicen (Assistant SID), Neill Woelk (Contributing Editor/CUBuffs.com), Rob Livingston (Graduate Assistant)

www.CUBuffs.com

© 2019 CU Athletics

### GAME 1

### 2019 COLORADO BUFFALO FOOTBALL WEEKLY RELEASE, NOTES & STATISTICS

## COLORADO BUFFALOES VS. COLORADO STATE RAMS

### MEL TUCKER ERA TO OPEN WITH FINAL ROCKY MOUNTAIN SHOWDOWN IN DENVER

FRIDAY, AUGUST 30, 2019 • 8:10 p.m. MDT • Broncos Stadium at Mile High (76,125) • Denver, Colo.



RELEASE NUMBER 1 (August 25, 2019)

ESPN (National) | KOA-RADIO | CUBUFFS.COM (Live Stats)

#### BUFFALO BITS ...

The **Colorado Buffaloes** (5-7, 2-7 Pac-12 in 2018) open their 130th season of intercollegiate football this Friday, Aug. 31, against its in-state rival, the **Colorado State Rams** (3-9, 2-6 Mountain West) in an 8:10 p.m. MDT kickoff at Broncos Stadium at Mile High in Denver ... ESPN will televise the game nationally, it being the debut of CU's 26th full-time head coach, **Mel Tucker** (it will follow Wisconsin at South Florida on the network) ... It will be the 91st game in the series in which the Buffaloes lead the series by a **66-22-2** count, which includes a **12-6** edge in games played in Denver (all but three of the games dating back to 1998 have been in Denver; however, this is the final one as the 2020 game will be played in Fort Collins. The series will resume in 2023-24, with Boulder hosting in '23 and back to Fort Collins for '24) ... It will be the 35th time over the last 36 seasons that a CU season opener will be on some kind of local, regional or national television (the lone exception came in 2006 against Montana State, though that game was webcast) ... Colorado's opponents this year were a collective **80-72** a year ago, with six teams making the postseason with four winning nine or more

games ... Colorado enters 2019 with a **705-508-36** all-time record (a .579 winning percentage), as the Buffaloes are 25th all-time in the NCAA in wins and 36th in winning percentage; CU comes into the season on a seven-game losing streak ... Top anniversaries for the CU program in 2019 include the 50th anniversary of the 1969 team that defeated Alabama, 47-33, in the Liberty Bowl; the 30th anniversary of CU's 1989 Big Eight Conference championship team (and first-ever No. 1 ranking), and the 25th anniversary of the "The Miracle in Michigan" on Sept. 27, 1994 ... **"The Pregame,"** the Pac-12 Networks version of Game Day, will be in Boulder for the Nebraska game on Sept. 7 ... The 2019 **CU Media Guide** is currently being printed; the PDF version can be found on-line ... **CUBuffs.com/media** is all things Buff (on-line media guide, live stats, etc.).



**DEPTH CHART ON PAGE 57; ROSTERS ON PAGES 58-60; STATS PAGE 61**

**CU-CSU (ESPN/National): Roy Philpott (play-by-play) / Kelly Stouffer (color) / Lauren Sisler (sideline reporter) / Robert Adamski (producer)**

#### STAT OF THE WEEK

**Mel Tucker** will become the sixth Colorado head coach to have their debut at the reins of the program televised nationally. He'll join **Chuck Fairbanks** (ESPN; 1979 vs. Oregon), **Rick Neuheisel** (ABC; 1995 at Wisconsin), **Gary Barnett** (FOX; 1999, Colorado State in Denver), **Jon Embree** (ESPN2; 2011 at Hawai'i) and **Mike MacIntyre** (CBS-SN; 2013, Colorado State in Denver). The '79 game under Fairbanks was shown tape-delayed that evening on ESPN on Sept. 8, the first college football game on the fledgling network: it was its second day of operation. Neuheisel and MacIntyre won their games; in fact, they're the only two to win their CU debuts dating back to 1932 (see list on page 9).

#### OBSCURER NOTE OF THE WEEK

The Buffaloes enter the season on quite a run when faced with a goal-to-go situation on offense. Dating back to eight games into the 2016 season, Colorado has had **51** goal-to-go situations, scoring **50** times (or 98 percent of the time); **42** of the scores have been touchdowns to go with **8** field goals. The only non-score came on downs last year against Oregon State (in the overtime).

### 2019 COLORADO SCHEDULE & RESULTS (0-0, 0-0 Pac-12)

Date	CU*	Opponent	Opp*	TV	Result/Time	Record	Series	This-N-That or '18 rewind
Aug. 30	---	Colorado State (N; Denver)	---	ESPN	8:10 p.m.	0-0	66-22-2	CU had a 300-yard passer, 200-yard receiver and a 100-yard rusher for first time
SEPT. 7		NEBRASKA		FOX	1:30 p.m.	0-0	19-49-2	Bufs rally for 33-28 win in first meeting between former Big 8 rivals since 2010
SEPT. 14		AIR FORCE		PAC12	11:01 a.m.	0-0	12- 4-0	Former in-state rivals meet for the first time since 1974 (last in Boulder in '73)
Sept. 21	●	at Arizona State (N)		TBA	TBA	0-0	2- 8-0	Shenault's 4 TDs (2 rushing/2 receiving) lead Bufs to win over the Sun Devils
OCT. 5	●	ARIZONA (FW)		TBA	TBA	0-1	14- 7-0	Wild see-saw affair sees combined 59 points in second and third quarters
Oct. 11	●	at Oregon (N)		FS-1	8:00 p.m.	0-0	9-12-0	Last meeting: CU, 41-38 in '16 at Eugene (Montez: 333, 3 TD pass, 135, 1 TD run)
Oct. 19	●	at Washington State		TBA	TBA	0-0	6- 6-0	Bufs score first but WSU takes control in last three quarters, run 94 plays on Off
OCT. 25	●	SOUTHERN CALIFORNIA (N)		ESPN2	7:00 p.m.	0-0	0-13-0	USC takes control with 21 points in last half of second quarter (up 21-7 at half)
Nov. 2	●	at UCLA		TBA	TBA	0-0	4-10-0	22-point win is largest by CU in series (four previous games decided by 21 points)
NOV. 9	●	STANFORD (HC)		TBA	TBA	0-0	4- 6-0	Bufs won last meeting in 2016 at Stanford (10-5)
NOV. 23	●	WASHINGTON		TBA	TBA	0-0	6-11-1	UW up 14-13 at half; has now outscored CU 67-6 in last three second halves
Nov. 30	●	at Utah		TBA	TBA	0-0	32-30-3	Utes snap 7-7 halftime tie with 23 second half points
Dec. 6		Pac-12 Championship Game		ABC	6:00 p.m.			at Levi's Stadium (Santa Clara, Calif.; game moves to Las Vegas in 2020)

(KEY: \*—AP rank at time of game; ●—Pac-12 Conference game; N—Night game; HC—Homecoming; FW—Family Weekend. All times mountain)



## COLORADO MEDIA SERVICES

Head coach **Mel Tucker** holds a **Tuesday media luncheon**, located in the Champions Center (third floor, room 319). All will start at 11:30 a.m. with lunch, followed by Tucker promptly at Noon and select players before and/or afterwards depending on class conflicts. This year's dates: **Sept. 3-10-17; Oct. 1-8-15-22-29; Nov. 5-19-26; Dec. 3-TBA** (bowl). The **press conference portions are streamed live** on [www.CUBuffs.com](http://www.CUBuffs.com) (in the BuffsTV area); press conferences on CUBuffs.com do not require access codes. (TV Pool Assignments for 2019: KCNC will coordinate all CU press luncheons).

**Note:** The **Front Range Huddle** kicked off the media luncheons for the season on **Aug. 22** in Denver.

The **Pac-12 Teleconference Call** that used take place on Tuesdays are no more; lack of participation from those media on the call contributed to its coming to an end. Any media member can watch CU's Tuesday luncheon on-line and can email any questions you would like asked in advance to David Plati or Curtis Snyder by 11 a.m. Tuesdays.

**Video highlights** of CU games are available through the Pac-12 Network Assignment Desk ([assignment@pac-12.org](mailto:assignment@pac-12.org)). However, there are usage restrictions; contact **Duane Lindberg** to coordinate your needs ([dlindberg@pac-12.org](mailto:dlindberg@pac-12.org)).

The **Pac-12 Networks** are available nationwide through many platforms; check with local cable or satellite subscribers for more info. Comcast and Time Warner carry the Network in Colorado and DISH Network is the league's satellite provider. In the Boulder-Denver area: Comcast 430 & 431 (840 HD); Pac-12 DISH channels include 406 (hopper) and 409 (along with 5453 and 5454 in its auxiliary area).

The **Colorado locker room** (home and road) is closed after games; following the customary 10-minute cooling off period, players will be available (a list will be solicited immediately following the game; no cutoff to request players).

Colorado's football **practices** are generally closed, but have a 20-25 minute window open for any media photography/ video needs (follow parameters listed in CU's media policies). Thursday & Friday practices are entirely closed (except to network TV).

This year's standard **meeting/practice schedule** (mountain time): **Sunday:** Off; **Monday:** 6:45/8:30-10:00 practice/10:15-11:45 lifting (two groups); **Tuesday:** 7:00/8:30-10:45; **Wednesday:** 7:00/8:30-10:15/10:15-11:45 lifting (two groups); **Thursday:** 8:00/9:45-10:50 practice; **Friday:** 9:00/10:00-11:10 walkthrough (home and road games).

**Interviews** with Colorado players and coaches are allowed post-practice on Mondays, Tuesdays and Wednesdays. Phone interviews with media are allowed all three days in all time slots. Interviews on Sundays are at the discretion of the player, as it being the standard player day off, CU can't facilitate due to NCAA rules. Assistant coaches are game-planning on Sunday and are also only available at their discretion.

**Photo Requests.** Please direct any photo (.jpg) requests to either [david.plati@colorado.edu](mailto:david.plati@colorado.edu) or [curtis.snyder@colorado.edu](mailto:curtis.snyder@colorado.edu).

**collegepressbox.com**  
SINCE 2005 EVERYTHING BUT THE PRE-GAME MEAL

**Collegepressbox.com** is the official media website for Division I football. Access and download weekly game notes, quotes, statistics, media guides, headshots, logos and more. Login information will be distributed to accredited media or you can apply for a password at [www.collegepressbox.com/password](http://www.collegepressbox.com/password).

The **Pac-12 Mountain Network** is the television home of the Buffaloes; it produces a variety of programming featuring all 12 member institutions.

## THE BUFFS ON THE INTERNET

The official CU site on the Internet can be found at [www.CUBuffs.com](http://www.CUBuffs.com) has the most up-to-date information, releases, game notes, press conference broadcasts (free), articles by longtime journalist and CUBuffs.com contributing editor **Neill Woelk** along with podcasts/video by the voice of the Buffs, **Mark Johnson**; the direct link to the **Football Media Center** is [cubuffs.com/ColoradoMediaCenter](http://cubuffs.com/ColoradoMediaCenter). Breaking news with the program will be found here first every time and delivered in full without third-party editing or what they might deem unessential.

**Audio.** CU football can be heard (free) on the Internet at either CUBuffs.com or KOA-Radio (or its sister station, KDSP/AM760). Links: [www.CUBuffs.com](http://www.CUBuffs.com), [www.850koe.com](http://www.850koe.com), [www.am760.net](http://www.am760.net).

**Live Stats** for Colorado home games can be accessed at [www.colorado.statbroadcast.com](http://www.colorado.statbroadcast.com); please contact the SID office for the password.

**BuffsTV** is CU's live streaming service for live games and press conferences not broadcast by the Pac-12 TV partners. In addition, highlights, features, interviews and the Buffalo Stampede weekly show can be found at [www.youtube.com/BuffsTV](http://www.youtube.com/BuffsTV).

## THE BUFFS ON THE AIRWAYS

**KOA-Radio** in Denver (850 AM & 94.1 FM; KDSP 760 AM when conflicts) originates the CU Football Network, with **Mark Johnson** in his 16th year as the play-by-play voice of the Buffs. **Former CU head coach Gary Barnett** (analysis) is in his fourth full season on the broadcasts. Sideline duties will be handled by **Andy Lindahl** (most home games), **Bobby Pesavento** (CSU and road games) and **Mike Pritchard** (fill-in). Cities on the network in addition to KOA: Aspen (KNFO/106.1FM, which serves Redstone, 105.7FM, Roaring Fork, 94.3FM, Thomasville, 96.3FM and Vail, 105.5FM), Buena Vista (KBVC, 104.1FM), Glenwood Springs (KTMS/96.1FM & 99.1FM), Fort Morgan (KRFD/100.1FM), Grand Junction (KTMM/1340AM), Rifle (KNAM/1490 AM) and Steamboat Springs (KTVV/98.9FM). KOA has been the home to CU football for 75 of the last 78 years. *Both stations will stream the game live on the Internet.*

The **CU Coaches Radio Show** originates from The Post Brewing Co. (2027 13th St., Boulder) Thursdays from 12:30-1:30 p.m. (Aug. 30-Dec. 4); Johnson and Barnett host (the show is taped and airs 7-8 p.m. that night on KOA or AM760 if a programming conflict; the show will be taped a day earlier for the ASU (Sept. 18), Oregon (Oct. 9) and Utah (Nov. 27) games. The final one is set for Wednesday, Dec. 4.

**Satellite Radio:** Sirius-XM is the satellite home of the Buffs; the CSU game (KOA broadcast) will be on **Sirius Channel 84, XM 84** (and **Internet 84**).

## PRONUNCIATION GUIDE

### Coaches/Staff

Jimmy **BRUMBAUGH** (brum-bah)  
Darrin **CHIAVERINI** (shiv-ah-ree-knee)  
Chris **KAPILOVIC** (kuh-pil-oh-vick)  
Brian **MICHALOWSKI** (michael-ow-ski)  
Al **PUPUNU** (puh-poooh-new)  
**TRAVARES** Tillman (truh-varr-es)

### Players

10 **JASH** Allen (jash)  
22 **Daniel ARIAS** (are-e-us)  
84 **Clayton BACA** (bah-cah)  
35 **Beau BISHARAT** (bish-er-rot)  
25 **MEHKI** Blackmon (muh-kye as in eye)  
21 **JAREK BROUSSARD** (jerek brew-sard)  
15 **Legend BRUMBAUGH** (brum-bah)  
44 **Jacob CALLIER** (cal-yee-A)  
6 **Curtis CHIAVERINI** (shiv-ah-ree-knee)  
22 **Grant CICCARONE** (sis-a-roan)  
57 **John DEITCHMAN** (dych-mon)  
18 **Jeremiah DOSS** (dause)  
42 **NU'UMOTU FALO** (new-ooh-mow-too follow)  
76 **Frank FILLIP** (phillip)  
8 **Alex FONTENOT** (font-en-know)  
33 **Joshua GUSTOV** (goo-stovv)  
13 **URYAN** Hudson (you-ryan)  
34 **MUSTAFA** Johnson (moo-stoff-uh)  
94 **JANAZ** Jordan (juh-nozz)  
36 **AKIL** Jones (ah-keel)  
52 **Joshua JYNES** (rhymes with nines)  
58 **KARY KUTSCH** (car-E kooch)  
83 **TARIK** Luckett (tuh-reek)  
56 **Tim LYNOTT** (lynn-knot)  
74 **Chance LYTLE** (lie-tull; *hard T*)  
7 **Tyler LYTLE** (lie-dull; *soft T*)  
98 **Nico MAGRI** (ma-gree)  
1 **Jaren MANGHAM** (mang-ham)  
4 **Sam NOYER** (noy-er)  
2 **MIKIAL ONU** (mick-ale oh-new)  
75 **NIKKO POHAHAU** (knee-ko poe-huh-how)  
85 **Jared POPLAWSKI** (pop-u-law-ski)  
65 **Colby PURSELL** (per-sell)  
3 **Derrion RAKESTRAW** (rake-straw)  
94 **KANAN** Ray (kay-ninn)  
51 **NA'IM** Rodman (nigh-eem)  
99 **Jalen SAMI** (sah-me)  
50 **VA'ATOFU SAUVAO** (vah-ah-tofu sah-ooh-vow-ooh)  
2 **LAVSKA SHENAULT** (lu-visk-uh shuh-nault)  
5 **LA'VONTAE SHENAULT** (la von-tay shuh-nault)  
48 **James STEFANOU** (steff-ah-know)  
20 **DAVION** Taylor (day-vee-on)  
52 **Alex TCHANGHAM** (chang-um)  
8 **Trey UDOFFIA** (U-doe-fee-ah)  
31 **Jonathan Van DIEST** (rhymes w/east)

## ROSTER CHANGES/DUPE I.D.'s

**Number Changes:** TB Jarek Broussard (21 from 23); OLB Jamar Montgomery (58 from 4).

**DUPE NUMBERS:** Those who appear below are in dupe numbers where both likely see action (jerseys do have name tags). Skin tone key to help identify if on special teams: **A**—African-American, **C**—Caucasian, **H**—Hispanic; **P**—Polynesian or Pacific Islander:

Offense/Specialist	Defense/Specialist
1 Mangham, TB (A)	1 Abrams, CB (A)
2 L.Shenault, WR (A)	2 Onu, DB (A)
3 Nixon, WR (A)	3 Rakestraw, S (A)
8 Fontenot, TB (A)	8 Udooffia, CB (A)
9 Harris, TE (A)	9 Maddox, S (A)
10 Jackson, WR (A)	10 Allen, ILB (A)
14 Stanley, WR (A)	17 Miller, CB (A)
20 D.Smith, TB (A)	20 Taylor, OLB (A)
52 Jynes, C (A)	52 Lang, DE (A)
58 Kutsch, OG (C)	58 Montgomery, OLB (A)

**PRESEASON ALL-AMERICAN****DE MUSTAFA JOHNSON** (honorable mention: *collegefootballnews.com*)**ILB NATE LANDMAN** (second-team: *College Football America*)**WR LAVISKA SHENAULT** (first-team: *collegefootballnews.com*; *Phil Steele's College Football*, *Sports Illustrated*; second-team: *CBSSports.com*, *Street & Smith*; third-team: *Athlon*)**PRESEASON ALL-PAC 12****DE MUSTAFA JOHNSON** (first-team: *Pac-12 Summer Media Poll*; *Athlon*; *collegefootballnews.com*; *Lindy's College Football*; *Phil Steele's College Football*)**P ALEX KINNEY** (second-team: *Phil Steele's College Football*; fourth-team: *Athlon*)**ILB NATE LANDMAN** (first-team: *Phil Steele's College Football*; second-team: *Pac-12 Summer Media Poll*; *Athlon*; *Lindy's College Football*)**OL TIM LYNOTT, Jr.** (fourth-team: *Athlon*)**WR K.D. NIXON** (fourth-team: *Phil Steele's College Football*)**OG COLBY PURSELL** (third-team: *Phil Steele's College Football*)**DT JALEN SAMI** (fourth-team: *Phil Steele's College Football*)**WR LAVISKA SHENAULT** (first-team: *Pac-12 Summer Media Poll*; *Athlon*; *collegefootballnews.com*; *Lindy's College Football*; *Phil Steele's College Football*; *Street & Smith*)**OT WILL SHERMAN** (fourth-team: *Phil Steele's College Football*; honorable mention: *Pac-12 Summer Media Poll*)**LB DAVION TAYLOR** (fourth-team: *Athlon*)**BUFFALOES ON NATIONAL AWARD LISTS***(Watch Lists/Official Nominations)***Chuck Bednarik Award** (top defensive player): **DE Mustafa Johnson & ILB Nate Landman** (two of 80 players on official watch list)**Biletnikoff Award** (nation's top receiver regardless of position): **WR Laviska Shenault** (one of 50 players on official watch list)**Burlsworth Trophy** (nation's top one-time walk-on performer): **SN J.T. Bale** (will be CU's official nomination)**William Campbell Trophy** (the academic "Heisman"): **S Lucas Cooper** (CU's official nomination)**Dick Butkus Award** (top linebacker): **ILB Nate Landman & OLB Davion Taylor** (two of 51 players on official watch list)**Maxwell Award** (national player of the year): **QB Steven Montez** and **WR Laviska Shenault** (two of 80 players on official watch list)**Earl Campbell Tyler Rose Award** (outstanding offensive player with ties to state of Texas): **QB Steven Montez & WR Laviska Shenault** (two of 42 on official watch list)**Ray Guy Award** (top punter): **P Alex Kinney** (one of 26 players on official watch list)**Ted Hendricks Award** (top defensive end): **DE Mustafa Johnson** (one of 37 players on official watch list)**Paul Hornung Award** (most versatile player): **WR Laviska Shenault** (one of 44 players on official watch list)**Patrick Mannelly Award** (top long snapper): **SN J.T. Bale** (one of 25 players on official watch list)**Manning Award** (top quarterback in the nation, including postseason): **QB Steven Montez** (one of 30 players on official watch list)**Bronko Nagurski Trophy** (top defensive player): **DE Mustafa Johnson & ILB Nate Landman** (two of 92 players on official watch list)**Davey O'Brien Award** (nation's best quarterback): **QB Steven Montez** (one of 30 players on official watch list)**Polynesian Player of the Year** (nation's top player with Polynesian roots): **DT Jalen Sami** (one of 63 players on the official watch list)**Rimington Award** (nation's top center): **C Tim Lynott, Jr.** (one of 80 players on the official watch list)**Johnny Unitas Golden Arm Award** (nation's top senior or fourth-year quarterback): **QB Steven Montez** (one of 49 players on official watch list)**Freshman All-America Candidates** (selected by the FWAA): **ILB Mark Perry, WR Dimitri Stanley****NATIONAL TOP 100 PLAYER RATINGS****All-Purpose:** Laviska Shenault (No. 2, *Lindy's College Football*)**Centers:** Tim Lynott, Jr. (No. 31, *Phil Steele's College Football*)**Defensive Ends:** Mustafa Johnson (No. 15, *collegefootballnews.com*; No. 30, *Phil Steele's College Football*)**Inside Linebackers:** Nate Landman (No. 22, *Phil Steele's College Football*)**Offensive Tackles:** William Sherman (No. 31, *Phil Steele's College Football*)**Outside Linebackers:** Davian Taylor (No. 22, *Phil Steele's College Football*), Carson Wells (No. 59, *Phil Steele's College Football*)**Quarterbacks:** Steven Montez (No. 12, *Phil Steele's College Football*; No. 21 *Lindy's College Football*; No. 41 *Athlon* / No. 4, *Lindy's/NFLDraftScout.com*)**Tight Ends:** Jalen Harris (No. 51, *Phil Steele's College Football*)**Wide Receivers:** Laviska Shenault (No. 2, *USA Today*; *collegefootballnews.com*; *Phil Steele's College Football*; No. 5 *Lindy's College Football*; No. 6, *Sporting News*)**PAC-12 OVERALL PLAYER RATINGS****DE MUSTAFA JOHNSON** (No. 24; *collegefootballnews.com*)**WR LAVISKA SHENAULT** (No. 1; *collegefootballnews.com*)**QB STEVEN MONTEZ** (No. 18; *collegefootballnews.com*)**TOUCHDOWN CLUB OF COLUMBUS****PAUL WARFIELD AWARD** (top receiver in the nation): **WR LAVISKA SHENAULT****NATIONAL UNIT RATINGS****Linebackers:** No. 39 (*Phil Steele's College Football*)**Special Teams:** No. 38 (*Phil Steele's College Football*)**Quarterbacks:** No. 41 (*Phil Steele's College Football*)**Wide Receivers:** No. 15 (*Phil Steele's College Football*)**PRESEASON TEAM RATINGS**

Publication	National	P-12 South	Publication	National	P-12 South	Publication	National	P-12 South
Collegefootballnews.com	No. 44	6th	CompughterRankings.com	No. 73	t-5th	Pac-12 Summer Media Poll	.....	6th
ESPN Power Index	*No. 63	6th	Phil Steele's College Football	*No. 80	6th	Arena Fanatic	.....	6th
Athlon Sports	No. 69	6th	CBSSports.com	No. 82	6th	Street & Smith's	.....	6th
The Athletic	No. 73	6th	D-Ratings.com	No. 86	6th	*—power ranking.		
Lindy's Pac-12 Football	No. 73	6th	Collegesportsmadness.com	.....	6th			





## SEASON OPENERS

Colorado is **80-44-5** in 129 season openers, with a **9-5-1** mark at neutral sites (9-5 in Denver, 0-0-1 in Anaheim); CU is **16-7** overall in Denver to open a season when including nine road contests between 1890 and 1922). Colorado is 53-20-1 at home and 18-19-3 on the road; CU's next season opener at home will be in 2021 against Northern Colorado, its next season opener on the road will be at Colorado State in 2020. The Buffs have started a season just four times at home since 1997, those coming in 2004, 2005 and 2009 against Colorado State and in 2001 when the Buffs dropped a 24-22 decision to Fresno State in the Jim Thorpe Association Classic. CU was 9-6 in openers as a member of the Big 12 Conference and is 4-4 since joining the Pac-12.

## SEASON OPENER BESTS

Individual

**Most Rushes:** 30, on three occasions (*last: Charlie Davis vs. Cal, 1972*)  
**Most Rushing Yards:** 217, Mike Pritchard vs. Tennessee, 1990  
**Most Rushing TDs:** 4, Bobby Anderson vs. Tulsa, 1969  
**Most Pass Attempts:** 50, Craig Ochs vs. Fresno State, 2001  
**Most Pass Completions:** 33, Connor Wood vs. Colorado State, 2013  
**Most Passing Yards:** 409, Kordell Stewart vs. Colorado State, 1992  
**Most Passing TDs:** 4, Kordell Stewart vs. Colorado State, 1992 and 4, Joel Klatt vs. Colorado State, 2003  
**Most Receptions:** 11, Laviska Shenault vs. Colorado State, 2018  
 10, on three occasions  
**Most Receiving Yards:** 222, Walter Stanley vs. Texas Tech, 1981  
 211, Laviska Shenault vs. Colorado State, 2018  
**Most Receiving TDs:** 2, on several occasions (*last: Nelson Spruce vs. CSU, 2014*)  
**Most Total Offense:** 430, Kordell Stewart vs. Colorado State, 1992

## A QUICK LOOK AT SOME RECORDS IN SEASON OPENERS BY THE BUFFALOES

**Most Tackles:** 25, Brian Cabral vs. Stanford, 1977  
**Most Interceptions:** 3, Malcolm Miller vs. Kansas, Sept. 24, 1949

Team

**Most First Downs:** 30, vs. NE Louisiana in 1994  
**Most Rushes:** 79, vs. California in 1975  
**Most Rushing Yards:** 446, vs. Fresno State in 1988  
**Most Pass Attempts:** 51, vs. Fresno State in 2001  
**Most Pass Completions:** 31, vs. Fresno State in 2001  
**Most Passing Yards:** 409, vs. Colorado State in 1992  
**Most Total Plays:** 94, vs. California in 1975  
**Most Total Offense:** 649, vs. NE Louisiana in 1994  
**Least Total Offense Allowed:** 90, by Colorado Mines in 1942  
**Most Points:** 61, vs. Drake in 1954 (61-0)  
**Most Points Allowed:** 56, by UCLA in 1980 (14-56)

## SEASON OPENER TRENDS

Here's a quick look at some team statistical trends over the last 34 Colorado season openers (#—denotes in Denver; %—denotes at Anaheim):

Date	Opponent	Result	Attend.	Rank CU Opp	CU FD	Rushing att yds td	Passing a-c-i yds td	Tot Off no yds	Opp FD	Rushing att yds td	Passing a-c-i yds td	Tot Off no yds	TV
Sept. 7, 1985	COLORADO STATE	W 23-10	40,665	—	26	73 358 2	9- 3-0 46 0	82 404	19	22 82 0	41-23-1 208 1	63 290	KCNC (I)
Sept. 6, 1986	COLORADO STATE	L 7-23	45,109	—	14	44 191 1	19- 8-2 113 0	63 304	19	46 129 1	30-15-2 156 0	76 285	KCNC (I)
Sept. 12, 1987	OREGON	L 7-10	40,521	—	19	52 267 1	18- 7-2 87 0	70 354	15	46 102 0	24-16-0 175 1	70 277	KCNC (I)
Sept. 10, 1988	FRESNO STATE	W 45- 3	32,417	—	20	66 446 4	7- 3-0 62 2	73 508	11	27 97 0	33-16-2 80 0	60 177	KCNC (I)
Sept. 4, 1989	TEXAS (N)	W 27- 6	47,269	14	—	16 55 290 2	13- 7-1 95 1	68 385	14	33 69 0	35-12-0 199 0	68 268	ESPN
Aug. 26, 1990	%—Tennessee	T 31-31	33,485	5 8	18	55 368 3	19- 5-3 68 0	74 436	27	36 135 2	55-33-3 368 2	91 503	NBC
Sept. 7, 1991	WYOMING (N)	W 30-13	52,155	12	—	17 44 167 3	24-12-0 151 1	68 318	19	35 67 0	41-19-1 198 1	76 265	ESPN
Sept. 5, 1992	COLORADO STATE	W 37-17	52,164	12	—	22 34 134 0	36-21-1 409 4	70 543	17	45 267 2	23-10-0 115 0	68 382	KCNC (I)
Sept. 4, 1993	TEXAS (N)	W 36-14	52,125	11	—	27 47 270 1	34-21-0 260 3	81 530	26	39 142 1	49-24-4 366 1	88 508	ESPN
Sept. 3, 1994	NORTHEAST LOUISIANA	W 48-13	48,114	8	—	30 45 407 6	24-18-1 242 1	69 649	21	37 64 0	37-25-0 255 1	74 319	KCNC (I)
Sept. 2, 1995	at Wisconsin (N)	W 43- 7	79,015	14 21	21	43 229 1	25-18-0 278 3	68 507	18	41 122 1	26-14-2 175 0	67 297	ABC
Aug. 31, 1996	WASHINGTON STATE	W 37-19	51,481	5	—	23 46 192 1	40-22-1 278 3	86 470	9	21 5 1	33-13-1 163 1	54 168	ABC (r)
Sept. 6, 1997	COLORADO STATE	W 31-21	53,416	8 24	17	31 122 1	28-18-1 223 2	59 345	14	33 70 0	22-14-2 215 3	55 285	FSN (r)
Sept. 5, 1998	#—Colorado State (N)	W 42-14	76,036	—	15	23 35 147 1	32-21-0 257 3	67 404	19	38 78 1	28-13-0 124 1	66 202	ESPN
Sept. 4, 1999	#—Colorado State (N)	L 14-41	73,438	14	—	23 36 82 0	49-30-4 291 2	85 373	12	38 227 3	18-10-0 109 1	56 336	FSN
Sept. 2, 2000	#—Colorado State	L 24-28	67,466	23	—	29 45 224 2	39-25-0 308 1	84 532	17	28 65 0	30-19-2 327 4	58 392	ESPN2
Aug. 26, 2001	FRESNO STATE (N)	L 22-24	47,762	—	23	31 66 0	51-31-2 346 2	82 412	17	35 89 2	36-21-0 198 1	71 287	ESPN2
Aug. 31, 2002	#—Colorado State	L 14-19	75,531	7	—	19 48 170 1	27-14-1 199 0	75 369	17	38 152 3	24-11-1 168 0	62 320	ESPN2
Aug. 30, 2003	#—Colorado State (N)	W 42-35	76,219	—	23	17 43 102 2	34-21-0 402 4	77 504	24	39 246 2	40-18-1 339 3	79 585	ESPN
Sept. 4, 2004	COLORADO STATE (N)	W 27-24	54,954	—	20	45 255 2	25-13-1 117 0	70 372	23	28 44 1	42-29-1 403 2	70 447	FSN
Sept. 3, 2005	COLORADO STATE	W 31-28	54,972	—	19	29 113 3	33-22-1 283 0	62 396	21	34 95 1	43-28-4 291 3	77 386	TBS
Sept. 2, 2006	MONTANA STATE	L 10-19	45,513	—	12	32 106 1	22- 8-0 110 0	54 216	16	35 50 0	35-24-0 238 1	70 288	none
Sept. 1, 2007	#—Colorado State (OT)	W 31-28	68,133	—	18	28 129 1	32-18-1 201 2	60 330	25	56 157 1	27-20-1 229 3	83 386	FSN
Aug. 31, 2008	#—Colorado State	W 38-17	69,619	—	19	36 153 3	29-20-1 214 1	65 367	18	26 71 0	38-27-2 187 1	64 258	FSN
Sept. 6, 2009	COLORADO STATE (N)	L 17-23	53,168	—	13	21 29 1	40-24-1 222 1	61 251	14	45 168 1	17-10-2 208 1	62 376	FSN
Sept. 4, 2010	#—Colorado State	W 24- 3	60,989	—	18	35 115 1	25-17-1 192 2	60 307	14	25 49 0	33-24-3 196 0	58 245	The Mtn
Sept. 3, 2011	at Hawai'i	L 17-34	35,645	—	15	28 17 0	30-16-1 223 2	58 240	19	32 165 3	33-20-0 178 1	65 343	ESPN2
Sept. 1, 2012	#—Colorado State	L 17-22	58,607	—	17	29 58 0	41-22-0 187 2	70 245	19	44 125 0	21-14-0 173 2	65 298	FX
Sept. 1, 2013	#—Colorado State	W 41-27	59,601	—	24	37 109 0	46-33-0 400 3	83 509	16	28 94 2	39-22-0 201 0	67 295	CBS-SN
Aug. 29, 2014	#—Colorado State (N)	L 17-31	63,363	—	22	34 134 0	39-24-0 241 2	73 375	27	45 266 3	23-13-0 134 1	68 400	FS-1
Sept. 3, 2015	at Hawai'i (N)	L 20-28	19,511	—	23	53 215 2	40-23-1 156 0	93 371	14	34 100 0	38-19-2 202 3	72 302	CBS-SN
Sept. 2, 2016	#—Colorado State	W 44- 7	69,850	—	28	56 260 4	33-23-0 318 1	89 578	12	35 162 0	29-12-2 63 1	64 225	ESPN
Sept. 1, 2017	#—Colorado State	W 17- 3	73,932	—	19	38 143 1	29-21-2 202 1	67 345	23	33 88 0	47-24-2 309 0	80 397	PAC12
Aug. 31, 2018	#—Colorado State	W 45-13	70,158	—	23	40 258 2	25-22-1 338 4	65 596	20	39 103 0	37-19-1 181 1	76 284	CBS-SN

## OPENERS AN INDICATOR?

As stated previously, Colorado is **80-44-5** in season openers; but have they been foretelling of the season ahead? Take a look:

- ➔ The **80** seasons CU has won its opener, the Buffs went on to post winning records **61** times (**76.3%**), with **18** losing seasons and one even;
- ➔ The **44** seasons CU has lost its opener, the Buffs are six under .500: posting winning records **19** times and a losing mark **27** times (with one even);
- ➔ The **5** seasons CU tied in its opener, the Buffs had four winning records (including the 1990 national championship year), and one losing record.

The general belief is that if you win your opener, you go on to have a winning season 70 percent of the time; thus CU exceeds that expectation in all three situations.

**STREAKING INSIDE-THE-20 (RED ZONE)**

In the last **13** season openers, the Buffaloes are **38-of-42** in the red zone (24 TDs, 14 FGs), including **32-of-34** against Colorado State (one of the four misses was a controversial ending at Hawai'i when the officials botched setting the ball as time ran out; CU was 2-of-4 in that game). This has followed a five-year stretch between 2001 and 2005 where Colorado was just 11-of-18 (9 TDs, 2 FG). The Buffs were 3-of-3 inside-the-20 against CSU in 2018 (0-1 in 2017, 8-of-8 in 2016, 2-2 in 2014, 3-of-3 in 2013, 3-of-4 in 2012), 2-of-2 at Hawai'i 2011, and versus CSU: 3-of-3 in 2010, 2-of-2 in 2009, 4-of-4 in 2007 and 2008).

**MEMORABLE CU SEASON OPENERS**

Quite often, the first career start, or coming out party, is intertwined with making a season opener a memorable one. Perhaps the biggest example of this in CU history came in 1989, when sophomore **Darian Hagan** made his debut as CU's starting quarterback; he may or may not have won the job, but with senior **Sal Aunese** stricken with stomach cancer the previous March, Hagan was handed the keys to the CU offense. On the second play of the game, Hagan raced 75 yards on the option to the Texas 2, starting the Buffaloes on their way to a 27-6 win, the first triumph en route to an 11-0 record in the regular season. Hagan rushed for 116 yards and a touchdown, and passed for 95 yards and another score. Other memorable CU openers and/or game one performances include:

<b>1913</b>	<b>Colorado 7, Wyoming</b>	CU's first season opener outside the state, occurring in Laramie. The CU yearbook account stated that the "final tally probably would have been greater had not the Varsity been frequently penalized for off-side play."
<b>1921</b>	<b>Colorado 10, Denver 7</b>	Art Quinlan's 35-yard field goal gave CU an early 3-0 lead, though Denver, then known as the Ministers, rallied to take a 7-3 halftime lead. With less than seven minutes remaining, Quinlan and Walter Franklin teamed on a 40-yard TD pass.
<b>1937</b>	<b>Colorado 14, Missouri 6</b>	Erv Cheney scores both CU touchdowns, Byron White boots a still-CU record 83 yard punt, and for the first time in school history, there is a charge for parking on the Boulder campus (15 cents a game).
<b>1953</b>	<b>Colorado 21, Washington 20</b>	The Buffs, a two-touchdown underdog, win in Seattle as Homer Jenkins, in his first collegiate game, did it all in CU's single-wing offense to often fill in for an injured Carroll Hardy. Jenkins threw two TD passes to Gary Knafelc, while Emerson Wilson added 87 yards on the ground and a score.
<b>1963</b>	<b>USC 14, Colorado 0</b>	In Eddie Crowder's first game as head coach, CU opens for the only time in its history against the No. 1 team in the nation. The Buffs hold their own, limiting the Trojans to 230 yards on 75 plays (but have just 83 yards of its own).
<b>1965</b>	<b>Colorado 0, Wisconsin 0</b>	The Buffs and Badgers battle to a 0-0 tie in Madison, the third-to-last scoreless tie in Division I-A history as the two combine in "hot and sticky" conditions for just 496 yards of total offense.
<b>1971</b>	<b>Colorado 31, LSU 21</b>	Charlie Davis rushes for 174 yards and two TDs in win at No. 9 LSU, the catapult to a 10-2 season and No. 3 rank.
<b>1977</b>	<b>Colorado 27, Stanford 21</b>	Former longtime (1989-2012) CU linebacker coach Brian Cabral goes nuts as he racks up 25 tackles in CU's win.
<b>1979</b>	<b>Oregon 33, Colorado 19</b>	The Buffs fall in the much ballyhooed first game for new head coach Chuck Fairbanks; it's also the first game televised by a fledgling sports network named ESPN that went on the air one day earlier.
<b>1981</b>	<b>Colorado 45, Texas Tech 27</b>	Walter Stanley hauled down five catches for a CU record 222 (it still stands today), as CU's first game after a 1-10 season in 1980 exorcises some demons. Randy Essington throws for 345 yards in the win.
<b>1989</b>	<b>Colorado 27, Texas 6</b>	In addition to Hagan's effort (see above) the CU defense stifled Texas in limiting the Longhorns to 268 yards.
<b>1990</b>	<b>Colorado 31, Tennessee 31</b>	Mike Pritchard subs for Eric Bieniemy at tailback and rushes for a CU season opener record of 217 yards as the Buffs open what would be their national championship season with a tie against Tennessee in Anaheim in the inaugural Disneyland Pigskin Classic.
<b>1992</b>	<b>Colorado 37, Colorado St. 17</b>	Kordell Stewart takes over from Darian Hagan and passes for 409 and 4 TDs in the win over the Rams.
<b>1995</b>	<b>Colorado 43, Wisconsin 7</b>	The NFL plucked off 10 CU '94 starters in the April draft, but new coach Rick Neuheisel readied the Buffs in fine fashion as CU drilled Wisconsin in Madison. Koy Detmer threw for 267 yards and three TDs as CU built a 26-7 halftime lead.
<b>1998</b>	<b>Colorado 42, Colorado St. 14</b>	Mike Moschetti throws for 257 yards and 3 TDs in his first CU game and the first contest between the two in-state rivals in Denver at the old Mile High Stadium.
<b>2003</b>	<b>Colorado 42, Colorado St. 35</b>	Joel Klatt comes in unsung and exits as the national player-of-the-week as he threw for 402 yards and 4 TDs in a 42-35 thriller over the Rams. CSU pulls even late, but Bobby Purify's 9-yard TD run wins it with :40 left.
<b>2004</b>	<b>Colorado 27, Colorado St. 24</b>	CU led the entire way, but CSU had a chance to steal it at the end; the Rams had a first-and-goal at the CU 1 with just under a minute left, but the Buffalo defense rose to the occasion and stuffed two plays, the last as time ran out, to seal the win. The Rams had fought back from 17-0 and 27-17 deficits.
<b>2005</b>	<b>Colorado 31, Colorado St. 28</b>	Mason Crosby drilled a 47-yard field goal with four seconds left to rally CU to the win. The Buffs trailed 21-10 early in the fourth quarter, having tied the game at 21 on a 48-yard Crosby kick with 2:32 left. CU turned an interception into the go-ahead touchdown, a 23-yard run by Hugh Charles, with 1:30 remaining, but CSU rallied with an 80-yard TD TD drive to tie the game with 36 ticks to go on the clock. Stephone Robinson returned the kickoff to the 40 and three plays later, the Buffs were in position for Crosby's winning kick, as the teams scored 20 points in just 152 seconds.
<b>2007</b>	<b>Colorado 31, Colorado St. 28 (overtime)</b>	It had to happen eventually, as the CU-CSU series had been oh so close but lacked an overtime affair. No longer; Kevin Eberhart's 22-yard field goal tied the game at 28 with 0:13 left and then made a 35-yard boot in the first OT to lead CU to the win. Cody Hawkins debuted at quarterback and completed 18-of-31 passes for 201 yards and two scores, with another frosh redshirt, Scotty McKnight catching eight of those for 106 yards and a TD. CU rallied from 11 down late in the third quarter and likely sealed the Rams' fate after Terrence Wheatley's end zone interception in OT.
<b>2013</b>	<b>Colorado 41, Colorado State 27</b>	Paul Richardson caught 10 passes for 208 yards and two touchdowns and Connor Wood completed 33-of-46 passes for 400 yards to enable Mike MacIntyre to win in his first game as CU's head coach, just the second to do since 1932.

**SCORING FIRST IN A SEASON? CU IS 27-2 SINCE 1967**

Colorado has won 27 of its last 29 season openers when scoring first, which included a 20-game winning streak from 1967 through 2005; the Buffs had that run snapped in 2006 by Montana State (losing 19-10 at home), with the only other loss in 2014 when Colorado State rallied from being down 17-7 to score the game's final 24 points to take a 31-17 verdict in Denver. Otherwise, you have go back to 1966 to find the last time the Buffs scored first and lost an opener (CU scored its only points of the game on a field goal in a 24-3 loss to Miami, Fla.). The other 23 openers in this span? CU is **4-18-1** when the opponent scored first, with the wins coming in 1969 (a 35-14 win over Tulsa after falling behind 7-0), in 1995 (a 48-13 win over NE Louisiana after spotting NLU a 3-0 lead), in 2003 (the 42-35 conquest of CSU after the Rams jumped ahead 7-0) and in 2005 (a 31-28 win over CSU after the Rams got the jump up late in the first quarter by 7-0). CU had won four straight openers it had scored first in prior to the 2014 game and currently has won three in a row.



## DEBUTS

Colorado has two true freshmen running backs (**TB Joe Davis**, **TB Jaren Mangham**) and two redshirt frosh (**TB Jarek Broussard**, **TB Deion Smith**) on its roster. There have been eight occasions where a player rushed for at least 100 yards in his first game as a running back for the Buffaloes, six doing so the first time they took the field (see notations on two exceptions). Here are the 20 efforts of 50 yards or more by a running back in their first game in a CU uniform (note: freshmen were ineligible from 1953-1971; ^—at Anaheim; #—in Denver):

Player, Class	Opponent	Date	Att.	Yards	TD	Player, Class	Opponent	Date	Att.	Yards	TD
*Mike Pritchard, Sr.	^Tennessee	8/26/90	20	217	2	Terry Kunz, Jr.	at Louisiana State	9/14/74	11	63	1
Charlie Davis, Soph.	at Louisiana State	9/11/71	20	174	2	Ward Walsh, Soph.	OREGON	9/21/68	17	63	0
*Bobby Anderson, Sr.	INDIANA	10/04/69	29	161	3	Rashaan Salaam, Fr.	IOWA	9/29/92	5	61	0
Michael Simmons, Fr.-RS	OREGON	9/12/87	18	142	1	Lamont Warren, Fr.	MINNESOTA	9/21/91	10	61	2
John Bayuk, Soph.	DRAKE	9/18/54	16	124	2	Don Hagin, Soph.	NEW MEXICO	9/25/48	12	56	1
Travon Williams, Gr.	#Colorado State	8/31/18	10	103	1	Darrell Scott, Fr.	#Colorado State	8/31/08	11	54	1
Marcus Houston, Fr.	#Colorado State	9/02/00	18	100	1	William Harris, Soph.	at Wisconsin	9/18/65	13	55	0
Ron Rieger, Soph.	TULSA	9/20/69	23	100	1	Harry Narcisian, Soph.	at Iowa State	9/27/47	14	51	0
Robert Lee, Soph.	OREGON STATE	9/26/64	15	75	1	Kent Kahl, Fr.-RS	WYOMING	9/07/91	10	50	1
Herchell Troutman, Fr.	NE LOUISIANA	9/03/94	7	74	1	Mell Holliday, Sr.	MONTANA STATE	9/02/06	12	50	0

\*—Pritchard played his only game at tailback in his career in the '90 season opener versus Tennessee, subbing for Eric Bieniemy; Anderson was a quarterback who was moved to tailback the third game of the '69 season.

## TRUE FROSH WATCH OUT OF THE GATE

If any true freshmen start in the opener against Colorado State, they'll crack a very short list of Buffaloes who have started as true or redshirt freshmen on either offense or defense (in addition to eight specialists: five placekickers and three return men). Just **13** known true freshmen in CU history have started in the opening game of the season; here are those who were thrown into the fray on the first play from scrimmage:

**TB Billy Waddy**, 1973 (at Louisiana State); **CB Victor Scott** and **OLB Scott Hardison**, 1980 (at UCLA); **HB Eric Bieniemy**, 1987 (vs. Oregon); **OG Clint Moore**, 1991 (vs. Wyoming); **ILB Jordon Dizon**, 2004 (vs. Colorado State); **CB Greg Henderson**, 2011 (at Hawai'i); **CB Kenneth Crawley**, 2012 and **WR Gerald Thomas**, 2012 (vs. Colorado State); **ILB Addison Gillam**, 2013 (vs. Colorado State); **WR Shay Fields** and **DE Christian Shaver**, 2014 (vs. Colorado State); **DT Israel Antwine**, 2018 (vs. Colorado State).

Add a 14th for the first play of the game/season on special teams (kickoff coverage team): **PK Kevin Eberhart** (2003, kicked off vs. Colorado State in Denver).

## FIRST PLAY OF THE YEAR

Here's a look at what has transpired on the first play of the season for Colorado, dating back to 1950 when play-by-plays are available:

Year	Opponent	Play	Personnel	Gain	Year	Opponent	Play	Personnel	Gain
1950	at Iowa State	Rush	Merwin Hodel	1	1985	Colorado State	Rush	Anthony Weatherspoon	3
1951	Colorado State	Rush	Merwin Hodel	8	1986	Colorado State	Rush	Mike Marquez	3
1952	San Jose State	Rush	Zack Jordan	11	1987	Oregon	Pass	Mark Hatcher to Drew Ferrando	15
1953	at Washington	Rush	Carroll Hardy	12	1988	Fresno State	Rush	Sal Aunese	8
1954	Drake	Rush	Frank Bernardi	10	1989	Texas	Rush	Eric Bieniemy	3
1955	Arizona	Rush	John Bayuk	0	1990	*Tennessee	Rush	Mike Pritchard	2
1956	Oregon	Rush	Bud Morley	-1	1991	Wyoming	Rush	Kent Kahl	2
1957	at Washington	Pass	Bob Stransky	inc	1992	Colorado State	Pass	Kordell Stewart to Erik Mitchell	31
1958	Kansas State	Rush	Howard Cook	-2	1993	Texas	Rush	Lamont Warren	8
1959	Washington	Pass	Gale Weidner	inc	1994	NE Louisiana	Rush	Rashaan Salaam	1
1960	at Baylor	Rush	Jerry Steffen	2	1995	at Wisconsin	Pass	Koy Detmer to Matt Lepsis	4
1961	Oklahoma State	Rush	Ed Coleman	3	1996	Washington State	Rush	Herchell Troutman	-2
1962	at Utah	Rush	Leon Mavity	2	1997	Colorado State	Pass	John Hessler to Phil Savoy	9
1963	Southern Cal	Rush	Bill Symons	2	1998	#Colorado State	Rush	Mike Moschetti	14
1964	at Southern Cal	Rush	George Reese	0	1999	#Colorado State	Rush	Dwayne Cherrington	1
1965	at Wisconsin	Rush	Bernie McCall	3	2000	#Colorado State	Rush	Cortlen Johnson	12
1966	Miami, Fla.	Rush	Dan Kelly	3	2001	Fresno State	Rush	Chris Brown	1
1967	Baylor	Rush	William Harris	7	2002	#Colorado State	Rush	Chris Brown	3
1968	Oregon	Rush	Bobby Anderson	1	2003	#Colorado State	Rush	Bobby Purify	2
1969	Tulsa	Pass	Bobby Anderson	inc	2004	Colorado State	Rush	Bobby Purify	-1
1970	at Indiana	Pass	Jim Bratten to Willie Nichols	11	2005	Colorado State	Rush	Joel Klatt	-2
1971	at LSU	Rush	Ken Johnson	9	2006	Montana State	Pass	James Cox to Patrick Williams	42
1972	California	Rush	Charlie Davis	0	2007	Colorado State	Rush	Patrick Williams	24
1973	at LSU	Rush	Charlie Davis	0	2008	Colorado State	Rush	Demetrius Sumler	0
1974	at LSU	Rush	Billy Waddy	2	2009	Colorado State	Rush	Darrell Scott	1
1975	California	Rush	Terry Kunz	4	2010	Colorado State	Pass	Tyler Hansen to Toney Clemons	8
1976	at Texas Tech	Rush	Jim Kelleher	3	2011	at Hawai'i	Rush	Tyler Hansen (bad center snap)	-1
1977	Stanford	Rush	James Mayberry	1	2012	Colorado State	Rush	Tony Jones	2
1978	Oregon	Rush	Mike Koslowski	14	2013	Colorado State	Rush	Christian Powell	4
1979	Oregon	Rush	Willie Beebe	2	2014	Colorado State	Rush	Christian Powell	2
1980	at UCLA	Rush	Willie Beebe	1	2015	at Hawai'i	Rush	Christian Powell	2
1981	Texas Tech	Rush	Willie Beebe	4	2016	Colorado State	Rush	Phillip Lindsay	10
1982	California	Pass	Randy Essington	inc	2017	Colorado State	Pass	Steven Montez to Bryce Bobo	4
1983	at Michigan State	Pass	Steve Vogel to Loy Alexander	9	2018	Colorado State	Pass	Steven Montez to Laviska Shenault	8
1984	Michigan State	Pass	Steve Vogel to Loy Alexander	21					

Since 1950, CU has averaged 5.3 yards on the first play from scrimmage. Of the 69 plays for 366 yards, CU has passed just 15 times (completing 11). CU has not scored on the first play from scrimmage in this time frame, and has just one turnover (lost fumble) on the first play of the year (in 1990; \*—at Anaheim; #—in Denver).

**NOTES:** CU did score the first time it touched the ball in the 1975 season opener. The late Mike McCoy returned a California punt 61 yards for a touchdown two minutes into the game. *The last time Colorado scored on its first offensive play of any game* was at Arizona on Nov. 8, 2014: Shay Fields scored a touchdown on a 75-yard pass from Sefo Liufau just 11 seconds into the game in Tucson.

**FIRST SCORE OF THE YEAR**

Here's a list of Colorado's first score of the year, dating back to 1950 when play-by-plays are available (the time is amount remaining in the quarter specified):

Season	Opponent	Game	CU's First Score	Class	Time	(Qtr)
1950	Iowa State	1	Merwin Hodel 3 run	Jr.	7:30	2nd
1951	Colorado State	1	Woody Shelton 2 run	Jr.	1:15	1st
1952	San Jose State	1	Ralph Curtis 2 run	Sr.	2:03	1st
1953	Washington	1	Gary Knafelc 16 pass from Homer Jenkins	Sr./Soph.	1:56	1st
1954	Drake	1	Frank Bernardi 35 run	Sr.	5:52	1st
1955	Arizona	1	Homer Jenkins 3 run	Sr.	5:29	1st
1956	Kansas State	2	Gene Worden 5 run	Jr.	9:02	2nd
1957	Washington	1	Leroy Clark 11 run	Jr.	2:04	1st
1958	Kansas State	1	Homer Cook 10 run	Sr.	11:38	1st
1959	Washington	1	Gale Weidner 94 interception return	Soph.	3:27	2nd
1960	Kansas State	2	Gale Weidner 1 run	Jr.	9:14	1st
1961	Oklahoma State	1	Jerry Hillebrand 40 pass from Gale Weidner	Sr./Sr.	11:30	1st
1962	Utah	1	Bill Harris 97 kickoff return	Jr.	5:55	1st
1963	Oregon State	2	Bill Harris 7 pass from Frank Cesarek	Sr./Jr.	4:51	4th
1964	Oregon State	2	Robert Lee 5 run	Jr.	0:01	3rd
1965	Fresno State	2	Frank Rogers 31 FG	Sr.	9:09	1st
1966	Miami, Fla.	1	Dave Bartelt 23 FG	Soph.	3:33	1st
1967	Baylor	1	Bobby Anderson 7 run	Soph.	5:54	1st
1968	Oregon	1	Bobby Anderson 3 run	Jr.	10:09	2nd
1969	Tulsa	1	Ron Rieger 1 run	Jr.	0:34	1st
1970	Indiana	1	Marv Whitaker 9 pass from Jim Bratten	Sr./Sr.	1:29	1st
1971	Louisiana State	1	Willie Nichols 7 pass from Ken Johnson	Jr./Soph.	0:03	1st
1972	California	1	Charlie Davis 1 run	Jr.	10:49	1st
1973	Louisiana State	1	Larry Ferguson 37 run	Jr.	0:13	3rd
1974	Louisiana State	1	Terry Kunz 3 run	Jr.	14:19	4th
1975	California	1	Mike McCoy 61 punt return	Sr.	13:41	1st
1976	Texas Tech	1	Jim Kelleher 1 run	Sr.	6:52	3rd
1977	Stanford	1	Bob Niziolek 3 pass from Jeff Knappe	Soph./Jr.	8:13	1st
1978	Oregon	1	Pete Cyphers 1 run	Jr.	1:23	1st
1979	Oregon	1	Tom Field 30 FG	Fr.	5:49	1st
1980	UCLA	1	Lyndell Hawkins 10 lateral from Charles Davis (22 yards total)	Sr./Sr.	5:31	3rd
1981	Texas Tech	1	Walter Stanley 87 pass from Randy Essington	Soph./Soph.	9:28	1st
1982	California	1	Tom Field 30 FG	Jr.	0:00	2nd
1983	Michigan State	1	Loy Alexander 16 pass from Steve Vogel	Soph./Jr.	1:16	1st
1984	Michigan State	1	Ed Reinhardt 3 pass from Steve Vogel	Soph./Sr.	13:14	4th
1985	Colorado State	1	Larry Eckel 32 FG	Sr.	7:51	1st
1986	Colorado State	1	Mike Marquez 2 run	Jr.	0:29	4th
1987	Oregon	1	Michael Simmons 34 run	Fr.-RS	2:42	1st
1988	Fresno State	1	Mike Pritchard 35 pass from Sal Aunese	Soph./Jr.	10:40	1st
1989	Texas	1	Eric Bieniemy 1 run	Jr.	13:45	1st
1990	Tennessee	1	George Hemingway 1 run	Sr.-4	9:55	2nd
1991	Wyoming	1	Darian Hagan 3 run	Sr.-4	7:46	1st
1992	Colorado State	1	Michael Westbrook 48 pass from Kordell Stewart	Jr./Soph.	9:53	1st
1993	Texas	1	Charles E. Johnson 35 pass from Kordell Stewart	Sr.-4/Jr.	4:22	1st
1994	NE Louisiana	1	Rashaan Salaam 1 run	Jr.	3:45	1st
1995	Wisconsin	1	Neil Voskeritchian 27 FG	Sr.-5	5:24	1st
1996	Washington State	1	Jason Lesley 31 FG	Sr.-5	6:20	1st
1997	Colorado State	1	Herchell Troutman 1 run	Sr.-4	9:52	1st
1998	Colorado State	1	Jeremy Aldrich 34 FG	Jr.	8:17	1st
1999	Colorado State	1	Roman Hollowell 43 pass from Mike Moschetti	Soph./Sr.-4	8:49	4th
2000	Colorado State	1	Marcus Houston 5 run	Fr.	9:41	2nd
2001	Fresno State	1	Roman Hollowell 77 punt return	Sr.-5	6:03	2nd
2002	Colorado State	1	Jeremy Bloom 75 punt return	Fr.	14:42	4th
2003	Colorado State	1	Bobby Purify 6 run	Sr.-4	13:53	2nd
2004	Colorado State	1	Bobby Purify 1 run	Sr.-5	10:26	1st
2005	Colorado State	1	Mason Crosby 32 FG	Jr.	12:22	2nd
2006	Montana State	1	Mason Crosby 24 FG	Sr.-4	10:39	1st
2007	Colorado State	1	Scotty McKnight 24 pass from Cody Hawkins	Fr.-RS/Fr.-RS	12:52	1st
2008	Colorado State	1	Scotty McKnight 35 pass from Cody Hawkins	Soph./Soph.	14:15	2nd
2009	Colorado State	2	Aric Goodman 54 FG	Jr.	2:50	2nd
2010	Colorado State	1	Travon Patterson 18 pass from Tyler Hansen	Sr.-5 / Jr.	6:03	1st
2011	Hawai'i	3	Paul Richardson 15 pass from Tyler Hansen	Soph. / Sr.-4	12:02	3rd
2012	Colorado State	1	Nelson Spruce 15 pass from Jordan Webb	Fr.-RS. / Jr.	12:22	2nd
2013	Colorado State	1	Paul Richardson 82 pass from Connor Wood	Jr. / Jr.	12:41	1st
2014	Colorado State	1	Nelson Spruce 54 pass from Sefo Liufau	Jr. / Soph.	10:31	1st
2015	Hawai'i	1	Michael Adkins 5 run	Jr.	9:21	2nd
2016	Colorado State	1	Alex Kelley (C) recovered a fumble in the end zone	Sr.-5	10:31	1st
2017	Colorado State	1	Phillip Lindsay 45 run	Sr.-5	7:11	1st
2018	Colorado State	1	Steven Montez 38 run	Jr.	13:36	1st

**NOTE:** Nine players have recorded CU's "first score of the year" on two occasions, but no one has done it three times (three quarterbacks have thrown two TD passes on the first score of the year). In 2016, **C Alex Kelley** became the first offensive lineman to score CU's first points of the year (fumble recovery).





## SEASON OPENER REVIEW

Statistically speaking, Colorado had one of its best season-opening games in school history in 2018 against Colorado State. CU's 596 yards of total offense in the contest were the most in a season opener since 1994, when that Buff team (which went 11-1 and finished the year ranked No. 3 in the coaches poll) put up 649 yards of offense in a 48-13 win over Northeast Louisiana. That 1994 season-opening total is the highest yardage gained for any game to begin a season in Buffalo history, but the 596 yards vs. CSU comes in at No. 2. It was also just the ninth time since 1946 that Colorado has gained more than 500 yards of offense in the season opener. What was equally impressive was the Buff defense allowing just 284 yards of total offense a week after the Rams put 657 in the books against Hawai'i. CU outgained CSU by 312 yards on the night, the third largest advantage over an opponent in a season-opener in program history. Here are the largest margins of victory in a CU season opener in history (not including contests against local high schools at the turn of last century):

## LARGEST MARGINS OF VICTORY IN SEASON OPENER

Year	Opponent	Score	Margin	Year	Opponent	Score	Margin	Year	Opponent	Score	Margin
1954	DRAKE	61- 0	61	1923	BRIGHAM YOUNG	41- 0	41	1995	at Wisconsin	43- 7	36
1942	COLORADO MINES	54- 0	54	1943	FT. WARREN	38- 0	38	1994	NORTHEAST LOUISIANA	48-13	35
1988	FRESNO STATE	45- 3	42	2016	Colorado State (Denver)	44- 7	37	2018	Colorado State (Denver)	45-13	32

## 2019 RULE CHANGES

In early May, the NCAA Rules committee approved several rule changes after its annual meeting. Here are the major ones:

- **Overtime Scoring.** Should the game still be tied after four overtimes, beginning with the fifth extra period, a team's possession series will be one play for a 2-point conversion from the 3-yard line (unless relocated by penalty). After the second and fourth overtimes, there will now be a two-minute mandatory break period (instead of 60 seconds).
- **Targeting.** All targeting calls must be confirmed by the Instant Replay Official; if it cannot be confirmed, then it will be overturned (no call will be determined as "stands." If a player receives a third targeting call in any season, he is automatically suspended for the next game.
- **Kickoff Wedges.** Wedges of three players were eliminated years ago; now two-player wedges are no longer permitted on returns (made for player safety).
- **Blocking.** Same rules now apply for offense and defense when blocking below the waste is allowed; the block must come from the front.

## PAC-12 TWEAKS

- **Travel Squads.** The number of players who can travel has been increased from 70 to 74.
- **Shorter Halftimes** are no more; the 15-minute experiment for some games is over; all will be the standard 20 minutes.

## THE BUFFS ON FRIDAY

Colorado has played **43** times on "TGIF," Friday, six times to open the season; the Buffaloes are **18-25** on the last day of the work week (15-23 regular season, 3-2 bowl), 5-8 in Boulder, 7-12 on the road, 6-5 at neutral sites (including 2-2 in Denver) and 8-8 in night games. Colorado opened the 1908, 1964, 2014, 2016, 2017 and 2018 seasons on a Friday; CU's second-ever night game was played on a Friday, against Oklahoma State in Stillwater in 1933. The bulk of the games have been played in November (a 7-18 record), and the most common opponent has been Nebraska (15 times; 4-11). Here's a look at the games:

Date	Opponent	Result	Date	Opponent	Result	Date	Opponent	Result
Nov. 30, 1894	COLORADO MINES	W 18- 0	Nov. 28, 1997	NEBRASKA	L 24-27	Nov. 27, 2009	NEBRASKA	L 20-28
Nov. 25, 1904	^Stanford	L 0-33	Nov. 27, 1998	at Nebraska	L 14-16	Nov. 26, 2010	at Nebraska	L 17-45
Sept. 25, 1908	at Longmont H.S.	W 6- 0	Dec. 25, 1998	d—Oregon	W 51-43	Nov. 4, 2011	SOUTHERN CAL (N)	L 17-42
Nov. 26, 1915	at Washington	L 0-46	Nov. 26, 1999	NEBRASKA (OT)	L 30-33	Nov. 25, 2011	at Utah	W 17-14
Nov. 10, 1916	at Colorado College	L 0-58	Dec. 31, 1999	e—Boston College	W 62-28	Nov. 23, 2012	UTAH	L 35-42
Nov. 4, 1921	COLORADO COLLEGE	W 35-14	Nov. 24, 2000	at Nebraska	L 32-34	Aug. 29, 2014	Colorado State (N; Denver)	L 17-31
Oct. 6, 1933	at Oklahoma State (N)	W 6- 0	Nov. 23, 2001	NEBRASKA	W 62-36	Nov. 13, 2015	SOUTHERN CAL (N)	L 24-27
Oct. 12, 1934	at Northern Colorado (N)	L 7-13	Nov. 29, 2002	at Nebraska	W 28-13	Sept. 2, 2016	Colorado State (N; Denver)	W 44- 7
Jan. 1, 1938	a—Rice	L 14-28	Nov. 28, 2003	NEBRASKA	L 22-31	Dec. 2, 2016	f—Washington (N)	L 10-41
Oct. 9, 1942	at Utah State (N)	W 31-14	Nov. 26, 2004	at Nebraska	W 26-20	Sept. 1, 2017	Colorado State (N; Denver)	W 17- 3
Sept. 18, 1964	at Southern California (N)	L 0-21	Nov. 25, 2005	NEBRASKA	L 3-30	Aug. 31, 2018	Colorado State (N; Denver)	W 45-13
Dec. 31, 1971	b—Houston (N)	W 29-17	Nov. 24, 2006	at Nebraska	L 14-37	Sept. 28, 2018	UCLA (N)	W 38-16
Oct. 10, 1975	at Miami, Fla. (N)	W 23-10	Nov. 23, 2007	NEBRASKA	W 65-51	Nov. 2, 2018	at Arizona (N)	L 34-42
Jan. 1, 1993	c—Syracuse	L 22-26	Nov. 28, 2008	at Nebraska	L 31-40			
Nov. 29, 1996	at Nebraska	L 12-17	Sept. 11, 2009	at Toledo (N)	L 38-54			

^—in Denver. a—Cotton Bowl at Dallas; b—Astro-Bluebonnet Bowl at Houston; c—Fiesta Bowl at Tempe, Ariz.; d—Aloha Bowl at Honolulu; e—Insight.com Bowl at Tucson, Ariz.; f—Pac-12 Championship game at Santa Clara, Calif.

## CHIAVERINI PROMOTED TO ASSISTANT HEAD COACH

University of Colorado head football coach **Mel Tucker** announced at the annual Pac-12 Media Day on July 24 that he named **Darrin Chiaverini** as assistant head coach. Chiaverini, 41, is in his fourth year on the CU staff, as he returned to his alma mater as co-offensive coordinator and receivers coach in 2016 under then-head coach Mike MacIntyre. When MacIntyre was relieved of his duties last November and Tucker hired on December 5, Chiaverini was one of three assistant coaches that Tucker retained on his first Colorado staff, keeping him on as receivers coach.

"Darrin has done a really good job recruiting; he's relentless," Tucker said. "He has a really good feel for the University of Colorado and its history. And he's really stepped up and has been really helpful in our effort to create the football culture that we want to have here."

Chiaverini joins a short but prestigious list of those who have held the title of assistant head coach. Serving previously in the role were **John Mason** (1931-36, for Bunnie Oakes); **John Polonchek** (1959-61, for Sonny Grandelius); **Rudy Feldman** (1963-67, for Eddie Crowder); **Jerry Claiborne** (1971, for Crowder); **Doug Dickey** (1979, for Chuck Fairbanks); **Ron Dickerson** (1982-84, for Bill McCartney); **Lou Tepper** (1986-87, for McCartney); **Bob Simmons** (1993-94, for McCartney); **Chris Strausser** (2006, for Dan Hawkins); **Jeff Grimes** (2007-08, for Hawkins); **Brian Cabral** (2009-10, for Hawkins); and **Rip Scherer** (2011-12, for Jon Embree). Chiaverini joins Cabral as the only former CU players to earn the title.





## INAUGURATIONS

**Mel Tucker** was named the 26th full-time head coach in Colorado history last December 5, the 16th dating back to 1935; after the first 10 CU coaches opened 8-1-1, the last 15 have gone 2-13. **Mike MacIntyre** became just the second coach in that group to win his CU opener in an 81-year span with a 41-27 win over Colorado State in Denver in 2013; the only other coach to do so since **Herbert Hoover** was U.S. President was **Rick Neuheisel**, who saw his team defeat Wisconsin in Madison, 43-7, in 1995 (one year after Tucker graduated). Both teams have scored 10 or more points in a new CU chief's debut only nine times, all since 1959. Overall, Colorado coaches are **10-14-1** in their debut games at the reins of the Buffaloes; here's a closer look:

<b>1894</b>	Harry Heller	EAST DENVER H.S.	W	46- 0	<b>1948</b>	Dallas Ward	NEW MEXICO	L	6- 9
<b>1895</b>	Fred Folsom	DENVER MANUAL H.S.	W	36- 0	<b>1959</b>	Sonny Grandelius	WASHINGTON	L	12-21
<b>1900</b>	T.W. Mortimer	at Denver Manual H.S.	W	29- 0	<b>1962</b>	Bud Davis	at Utah	L	21-37
<b>1903</b>	Dave Cropp	at State Prep School	W	40- 0	<b>1963</b>	Eddie Crowder	SOUTHERN CALIFORNIA	L	0-14
<b>1905</b>	Willis Kleinholtz	at North Denver H.S.	W	28- 0	<b>1974</b>	Bill Mallory	at Louisiana State	L	14-42
<b>1906</b>	Frank Castleman	STATE PREP SCHOOL	W	22- 0	<b>1979</b>	Chuck Fairbanks	OREGON	L	19-33
<b>1916</b>	Bob Evans	ALUMNI	T	0- 0	<b>1982</b>	Bill McCartney	CALIFORNIA	L	17-31
<b>1918</b>	Joe Mills	NORTHERN COLORADO	L	0- 9	<b>1995</b>	Rick Neuheisel	at Wisconsin	W	43- 7
<b>1920</b>	Myron Witham	at Denver	W	31- 0	<b>1999</b>	Gary Barnett	Colorado State (Denver)	L	14-41
<b>1932</b>	William Saunders	at Colorado Mines	W	31- 0	<b>2006</b>	Dan Hawkins	MONTANA STATE	L	10-19
<b>1935</b>	Bunnie Oakes	at Oklahoma	L	0- 3	<b>2011</b>	Jon Embree	at Hawai'i	L	17-34
<b>1940</b>	Frank Potts	at Texas	L	7-39	<b>2013</b>	Mike MacIntyre	Colorado State (Denver)	W	41-27
<b>1941</b>	Jim Yeager	TEXAS	L	6-34	<b>2019</b>	<b>Mel Tucker</b>	<b>Colorado State (Denver)</b>		<b>?</b>

➤ In the post-World War II Era, Colorado led for over 50 minutes twice in a coaching debut: in 2013 (52:57) and in 1995 (50:24).

## FIRST PLAYS HAVE BEEN LARGELY CONSERVATIVE

Here's a look at what transpired on the first play on offense, defense and special teams for CU head coaches, dating back to 1959 when information is available. Amazingly, CU didn't earn a first down until Dan Hawkins' first offensive play in 2006, and has allowed just two defensively. The longest play was a 42-yard pass from James Cox to Patrick Williams to open 2006, but then, including special teams, the next three longest play is a kickoff return of 19 yards. A closer look:

Season	Coach	Opponent	Offense	Defense	Special Teams
<b>1959</b>	Sonny Grandelius	WASHINGTON	Gale Weidner incomplete pass	Sam Hurworth 1 run	(UW) Sam Hurworth 16 KOR to UW18
<b>1962</b>	Bud Davis	at Utah	Leon Mavity 2 run	Bud Scalley 5 run	(CU) Leon Mavity 19 KOR to C21
<b>1963</b>	Eddie Crowder	SOUTHERN CAL	Bill Symons 2 run	Mike Garrett 11 pass from Pete Beathard	(USC) Pete Beathard 5 KOR to SC35
<b>1974</b>	Bill Mallory	at Louisiana State	Billy Waddy 2 run	Brad Davis 5 run	(CU) Tom MacKenzie KO out of bounds
<b>1979</b>	Chuck Fairbanks	OREGON	Willie Beebe 2 run	Don Coleman 13 reverse/UO clipping	(CU) Mike E. Davis 13 KOR to CU24
<b>1982</b>	Bill McCartney	CALIFORNIA	Randy Essington incomplete pass	Gale Gilbert incomplete pass	(UC) Joe Cooper KO EZ+/UC offside
<b>1995</b>	Rick Neuheisel	at Wisconsin	Matt Lepsis 4 pass from Koy Detmer	Matt Nyquist 7 pass from Darrell Bevell	(UW) John Hall KO downed in end zone
<b>1999</b>	Gary Barnett	Colorado State (Denver)	Dwayne Cherrington 1 run	Matt Newton incomplete pass	(CSU) C.W.Hurst KO EZ+/CU personal foul
<b>2006</b>	Dan Hawkins	MONTANA STATE	Patrick Williams 42 pass from James Cox	Cory Carpenter incomplete pass	(CU) Mason Crosby KO through end zone
<b>2011</b>	Jon Embree	at Hawai'i	Tyler Hansen fumble, 1-yard loss	B. Stutzmann 3 pass from B. Moniz	(CU) Justin Castor KO through end zone
<b>2013</b>	Mike MacIntyre	Colorado State (Denver)	Christian Powell 4 run	Donnell Alexander 17 run	(CU) Will Oliver KO through end zone
<b>2019</b>	<b>Mel Tucker</b>	<b>Colorado State (Denver) ?</b>	<b>?</b>	<b>?</b>	<b>?</b>

## FAMILY TIES

The University of Colorado has two sets of brothers: **PK/P Davis** and **PK Evan Price**, and **WR Laviska** and **WR Vontae Shenault**. Two Buffs have fathers who played for CU, **WR Curtis Chiaverini** (Darrin, CU's assistant head coach, 1995-98) and **WR Dimitri Stanley** (Walter, 1980-81). **DB Uryan Hudson's** uncle is Chris Hudson (the 1994 Thorpe Award winner), while **TE Brady Russell's** uncle is Matt Russell (the 1996 Butkus Award recipient).

■ **Who Will Be Next:** Chiaverini and Stanley will be looking to add to one of CU's unique stats: **Father-Son Scoring**. It's happened three times in school history previously:

<b>Father:</b> Larry Brunson, 1971 (one TD)	<b>Son:</b> Matt Brunson, 2001 (two TDs)
<b>Father:</b> Marc Walters, 1986 (two TDs)	<b>Son:</b> Ryan Walters, 2006 (one TD)
<b>Father:</b> Dick Anderson, 1967 (two PAT kicks)	<b>Son:</b> Blake Anderson, 1994 (one TD)

## THE CUPBOARD MAY NOT BE BARE, BUT ...

This year's University of Colorado team will enter the season with players on the roster just making **179** previous career starts – the fewest in program history since the advent of 11-game regular seasons in 1971. There are no players who have had career starts at either running back or defensive tackle; **110** of the starts on are offense. Here are the returning number of starts by position, and the number of players making those (\*—11 made at a previous CB position):

<b>56</b> Offensive Line (4)	<b>18</b> Outside Linebacker (3)	<b>13</b> Defensive End (2)	<b>0</b> Defensive Tackle
<b>27</b> Quarterback (1)	<b>14</b> *Safety (2)	<b>12</b> Inside Linebacker (1)	<b>0</b> Running Back
<b>24</b> Wide Receiver (4)	<b>13</b> Cornerback (3)	<b>3</b> Tight End (1)	

## HALL OF FAMERS PASS

The Buffaloes lost two former players within the last eight months who were inducted into All-Americans and enshrined in CU's Athletic Hall of Fame, **DE Bill Brundige** (Dec. 29, he was 70) and **WR Cliff Branch** (August 1 at the age of 71). Branch was inducted in 2010 in the eighth class of the Hall, while Brundige soon followed, getting the call for CU's Hall in the 10th class (2014). They were both members of CU's 69 Liberty Bowl champion team, Brundige a senior with Branch forced to sit out by the NCAA. Brundige was drafted by the Washington Redskins in 1970 and spent eight seasons with the club, while Branch was selected by the Raiders and spent 14 seasons with the franchise.



## APOLLO MOON PROGRAM TRIVIA



America celebrated the 50th anniversary of Apollo 11 and man stepping foot on the moon on July 20, 1969, a reminder that one of the three men who traveled the furthest away from Earth (due to where the Moon was located during their mission) was a Colorado Buffalo. **Jack Swigert**, a '53 CU graduate, lettered from 1950-52 at guard (teammates included Tom Brookshier and Carroll Hardy). He was the command module pilot for the ill-fated **Apollo 13**, the mission dubbed a "successful failure" as the ship made it back to Earth after orbiting the moon despite an oxygen tank explosion in April 1971. Swigert's fellow astronauts were **Jim Lovell** (l.) and **Fred Haise** (r.); he was played by actor Kevin Bacon in the 1995 movie *Apollo 13* depicting the journey; with Hollywood often taking liberties, it was Swigert who said the famous line, "Houston, we've had a problem," not Tom Hanks delivering it as Lovell. The three men flew **248,655** miles away from Earth, the furthest distance ever recorded by humans, putting their round trip mileage at 497,310 miles. (*Swigert, who died in 1982 just after being elected to Congress from Colorado, wasn't even supposed to be on that mission; he replaced Ken Mattingly 48 hours prior when Mattingly was exposed to the measles and was removed from the flight.*)

## MORETTI MEDICALLY RETIRES

Sophomore **OL Jake Moretti** decided to end his football career in late July, as he had battled knee, foot and nerve injuries over the last three years. The 6-4, 290-pound product of Arvada's Pomona High School redshirted as a freshman in 2017, but appeared in seven games in 2018, including a pair of starts. He was in for 65 snaps overall, seeing his most action against New Hampshire (33 snaps) and USC (18).

## GAME-BY-GAME STARTERS (2018)

Here are CU's starters for the 2018 season (**bold** indicated first career start, red indicates graduated or no longer on team):

OFFENSE	WR (X)	WR (Z)	WR (H)	LT	LG	C	RG	RT	WR (Y) / TE	QB	TB
Colorado State	Nixon	Winfree	MacIntyre	Kaiser	Tonz	Pursell	Lynott	Haigler	Shenault (WR)	Montez	Evans
Nebraska	Nixon	Winfree	MacIntyre	Kaiser	Tonz	Pursell	Lynott	Haigler	Shenault (WR)	Montez	Evans
New Hampshire	Nixon	Brown	MacIntyre	Kaiser	Moretti	Pursell	Lynott	Haigler	Bounds	Montez	Evans
UCLA	Brown	Shenault	MacIntyre	Sherman	Tonz	Pursell	Haigler	Kaiser	Bounds	Montez	McMillian
Arizona State	Nixon	Brown	MacIntyre	Sherman	Tonz	Pursell	Haigler	Kaiser	Shenault (WR)	Montez	McMillian
Southern California	Nixon	Brown	MacIntyre	Sherman	Tonz	Pursell	Haigler	Kaiser	Shenault (WR)	Montez	McMillian
Washington	Nixon	Brown	Stanley	Sherman	Tonz	Pursell	Lynott	Kaiser	Bounds	Montez	McMillian
Oregon State	Nixon	Winfree	MacIntyre	Sherman	Haigler	Pursell	Lynott	Fillip	Brown (WR)	Montez	McMillian
Arizona	Nixon	Evans	Moretti (6th/OL)	Sherman	Haigler	Pursell	Lynott	Fillip	Russell	Montez	McMillian
Washington State	Shenault	Winfree	Stanley	Sherman	Haigler	Pursell	Lynott	Kaiser	Russell	Montez	McMillian
Utah	Shenault	Winfree	MacIntyre	Sherman	Haigler	Pursell	Lynott	Kaiser	Ento (WR)	Montez	McMillian
California	Shenault	Winfree	MacIntyre	Sherman	Haigler	Pursell	Lynott	Kaiser	Russell	Montez	McMillian
DEFENSE	OLB	LDE	NT	RDE	OLB	ILB	ILB	LCB	FS	SS	RCB
Colorado State	Callier	Antwine	Edwards	Johnson	Wells	Landman	Gamboa	Wigley	Fisher	Worthington	Abrams
Nebraska	Lewis	Antwine	Edwards	Johnson	Taylor	Landman	Gamboa	Wigley	Fisher	Worthington	Abrams
New Hampshire	Lewis	Antwine	Edwards	Johnson	Taylor	Landman	Gamboa	Wigley	Fisher	Worthington	Abrams
UCLA	Callier	Antwine	Edwards	Johnson	Wells	Landman	Gamboa	Wigley	Fisher	Worthington	Abrams
Arizona State	Wells	Antwine	Edwards	Johnson	Taylor	Landman	Gamboa	Wigley	Fisher	Worthington	Abrams
Southern California	Lewis	Antwine	Edwards	Johnson	Taylor	Landman	Gamboa	Miller	Fisher	Worthington	Abrams
Washington	Wells	Antwine	Edwards	Johnson	Taylor	Landman	Gamboa	Miller	Fisher	Worthington	Udoffia
Oregon State	Lewis	Antwine	Edwards	Johnson	Taylor	Landman	Gamboa	Wigley	Fisher	Worthington	Udoffia
Arizona	Lewis	Antwine	Edwards	Johnson	Taylor	Landman	Gamboa	M. Blackmon	Fisher	Rakestraw	Abrams
Washington State	Lewis	Lang	Edwards	Johnson	Taylor	Landman	Gamboa	M. Blackmon	Fisher	Rakestraw	Abrams
Utah	Wells	Antwine	Edwards	Johnson	Taylor	Landman	Gamboa	Wigley	Fisher	Trego	Udoffia
California	Wells	Antwine	Edwards	Johnson	Taylor	Landman	Gamboa	Wigley	Fisher	Worthington	M.Blackmon

(N)—Nickel back. **CONSECUTIVE STARTS**—Montez 24, M. Johnson 12, Landman 12, Pursell 12, Sherman 9, Taylor 8. **CAREER STARTS**—Lynott 33, Montez 27, M. Johnson 12, Landman 12, Pursell 12. **2018 PLAYER PARTICIPATION** (dressed/played): Colorado State 92/75; Nebraska 76/60; New Hampshire 84/74; UCLA 81/61; Arizona State 81/59; Southern California 70/57; Washington 69/52; Oregon State 80/57; Arizona 70/61; Washington State 75/51; Utah 73/57; California 70/58.

## INJURY REPORT

The injury report for the Buffaloes will resume in earnest after the first game; the list will only contains players out for an extended period of time, those lost for the season (injured during the season) and those previously announced and discussed by the head coach:

Pos	Player	Injury	Notes	Status/Colorado State
OL	Jacob Moretti	assorted	Had chronic knee and foot injuries, opted to retire from football	N/A

**HIPAA:** The players listed above have signed waivers for their injury information to be released/discussed with the media.

**LINDY'S LIKES BOULDER**—Lindy's Sports College Football gave CU two high rankings in its annual list of lists: **Ralphie** was named the No. 1 live mascot in the nation, and **Folsom Field** was selected as the third best stadium to "take a selfie."

**SERIES HISTORY—CU vs. COLORADO STATE**

Colorado leads the all-time series by a **66-22-2** count; the Buffaloes have won 12 of the last 16 including four straight (neither team has won five in a row since CU claimed eight straight from 1987-98). The Buffs have won the last three by a combined 106-23 count: 45-13 last year, 17-3 in 2017 and 44-7 in 2016 (the largest margin in the series since a 47-7 Buff win some 60 years earlier in 1956); CU escaped with a 27-24 overtime win in 2015, having won both overtime games in the series. In 2013, Mike MacIntyre won his inaugural game at the reins of the program with a 41-27 win in Denver (in the process, joining Rick Neuheisel as the only two coaches of the last 15 to win their opener as the Buff boss). Twelve of the last 13 games have been in Denver, the only exception was in 2009, when CSU hung on in Boulder for a 23-17 win (its first at Folsom Field since 1986). The six games between 2002-07 were some of the most thrilling in the series, decided by just 25 points combined (all of which came down to the final minute, if not the final seconds), with the last of those half dozen being a 31-28 overtime win by Colorado in 2007. The teams split the first go-round of games in Denver (1998-2003) with CU taking the next series of three by 2-1 (2006-08); this is the last of 10 games scheduled from 2010-19 in Denver, where CU now leads **12-6**. Colorado also leads **31-9-1** in Boulder and **23-7-1** in Fort Collins. This is the **16th** straight game in the series where neither team is ranked, though between 1989 and 2003 at least one team was among the nation's top 25.

➤ This is CU coach **Mel Tucker's** first game and is thus 0-0 against the Rams; CSU head coach **Mike Bobo** is 0-4 against CU (1-1 as an assistant at Georgia).

**SERIES DID YOU KNOW?**—The 1910 game, listed for years as a 10-0 CSU win, was actually never played? CU refused to travel to Fort Collins to play because CSU had a player who had previously played professionally, which has never been disputed (whatever playing professionally meant in the pre-NFL days).

**SERIES DID YOU KNOW II?**—The first game in the series, a challenge game in February 1893, was incorrectly listed for years as being played on Friday, Feb. 10; CSU unearthed some past stories that showed the game was played on the next day, Feb. 11.

**SERIES SIGNATURE ANNIVERSARY GAME**— **65th**. Frank Bernardi and Carroll Hardy each scored two touchdowns as the Buffaloes' ground game proved to be too much for the Rams, as CU won 46-0 in Boulder. The Buffs outgained CSU, 479-171, including a 415-133 edge in rushing yards in a game that saw CSU hold a 77-49 edge in plays with both teams earning first downs. Bernardi carried just six times for 152 yards, with his TD runs covering 68 and 60 yards, while Hardy had six attempts for 100 yards (scores from 84 and 14; he was actually sacked twice, his four true runs went for 112 yards).

**COLORADO-COLORADO STATE AT-A-GLANCE**

Colorado leads the all-time series with the Rams, **66-22-2** (in Boulder **31-9-1**; at Fort Collins **23-7-1**, in Denver **12-6**). A game-by-game look:

Feb. 11, 1893	Colorado	70- 6	Nov. 19, 1921	Colorado	10- 0	Nov. 28, 1946	Colorado	18- 0 (B)	Sept. 5, 1998	Colorado	42-14 (Den)
Oct. 7, 1893	Colorado	44- 6 (B)	Nov. 4, 1922	Colorado	7- 0 (B)	Oct. 25, 1947	Colorado	14- 7	Sept. 4, 1999	CSU	41-14 (Den)
Oct. 27, 1894	Colorado	67- 0	Nov. 29, 1923	Colorado	6- 3	Nov. 20, 1948	CSU	29-25 (B)	Sept. 2, 2000	CSU	28-24 (Den)
Oct. 15, 1899	Colorado	63- 0	Nov. 22, 1924	Colorado	36- 0 (B)	Nov. 26, 1949	CSU	14- 7 (B)	Sept. 1, 2001	Colorado	41-14 (Den)
Oct. 15, 1900	Colorado	29- 0 (B)	Nov. 14, 1925	CSU	12- 0	Nov. 25, 1950	Colorado	31- 6	Aug. 31, 2002	CSU	19-14 (Den)
Oct. 18, 1902	Colorado	11- 6	Nov. 13, 1926	CSU	3- 0 (B)	Sept. 22, 1951	Colorado	28-13 (B)	Aug. 30, 2003	Colorado	42-35 (Den)
Oct. 10, 1903	Colorado	5- 0 (B)	Nov. 19, 1927	CSU	39- 7	Nov. 29, 1952	Colorado	61- 0 (B)	Sept. 4, 2004	Colorado	27-24 (B)
Nov. 12, 1904	Colorado	46- 0 (B)	Nov. 10, 1928	Colorado	13- 7 (B)	Nov. 28, 1953	Colorado	13- 7	Sept. 3, 2005	Colorado	31-28 (B)
Nov. 10, 1906	Tie	0- 0	Nov. 16, 1929	Colorado	6- 0	Sept. 25, 1954	Colorado	46- 0 (B)	Sept. 9, 2006	CSU	14-10 (Den)
Oct. 19, 1907	Colorado	17-13 (B)	Oct. 25, 1930	Colorado	7- 0 (B)	Nov. 26, 1955	CSU	10- 0	Sept. 1, 2007	Colorado (OT)	31-28 (Den)
Oct. 24, 1908	Colorado	8- 0	Oct. 24, 1931	CSU	19- 6	Oct. 13, 1956	Colorado	47- 7 (B)	Aug. 31, 2008	Colorado	38-17 (Den)
Oct. 23, 1909	Colorado	57- 0	Oct. 22, 1932	CSU	7- 6 (B)	Nov. 9, 1957	Colorado	20- 0	Sept. 6, 2009	CSU	23-17 (B)
Nov. 12, 1910	Colorado	44- 0	Oct. 21, 1933	CSU	19- 6	Nov. 22, 1958	CSU	15-14 (B)	Sept. 4, 2010	Colorado	24- 3 (Den)
Nov. 11, 1911	Colorado	31- 0 (B)	Oct. 27, 1934	Colorado	27- 9 (B)	Sept. 17, 1983	Colorado	31- 3 (B)	Sept. 17, 2011	Colorado	28-14 (Den)
Oct. 12, 1912	CSU	21- 0	Oct. 26, 1935	Colorado	19- 6 (B)	Sept. 7, 1985	Colorado	23-10 (B)	Sept. 1, 2012	CSU	22-17 (Den)
Oct. 25, 1913	Colorado	16- 7 (B)	Oct. 24, 1936	Colorado	9- 7	Sept. 6, 1986	CSU	23- 7 (B)	Sept. 1, 2013	Colorado	41-27 (Den)
Oct. 17, 1914	Colorado	33- 6	Oct. 23, 1937	Colorado	47- 0 (B)	Oct. 3, 1987	Colorado	29-16	Aug. 29, 2014	CSU	31-17 (Den)
Oct. 9, 1915	CSU	23- 6 (B)	Oct. 22, 1938	Colorado	31- 6	Oct. 1, 1988	Colorado	27-23	Sept. 19, 2015	Colorado (OT)	27-24 (Den)
Nov. 30, 1916	CSU	32-14 (B)	Oct. 21, 1939	Colorado	13- 0 (B)	Sept. 9, 1989	Colorado	45-20 (B)	Sept. 2, 2016	Colorado	44- 7 (Den)
Nov. 29, 1917	Colorado	6- 0	Oct. 19, 1940	Colorado	33-14	Sept. 5, 1992	Colorado	37-17 (B)	Sept. 1, 2017	Colorado	17- 3 (Den)
Nov. 28, 1918	Colorado	16-13 (B)	Oct. 18, 1941	Colorado	26-13 (B)	Sept. 9, 1995	Colorado	42-14 (B)	Aug. 31, 2018	Colorado	45-13 (Den)
Oct. 11, 1919	CSU	49- 7	Oct. 24, 1942	Colorado	34- 7	Sept. 7, 1996	Colorado	48-34			
Nov. 20, 1920	Tie	7- 7 (B)	Oct. 13, 1945	Colorado	21- 6	Sept. 6, 1997	Colorado	31-21 (B)			

**CU-COLORADO STATE BY THE NUMBERS**

Here's a look at some numbers-related trivia in the Colorado-CSU series:

- 2-11** Colorado State's record against Colorado since 1983 when the Buffs are not their first opponent of the season;
- 15-7** Colorado's record against Colorado State when the Rams are their first opponent of the season;
- 12-6** Colorado's record against Colorado State in 18 games played in Denver (the first three at old Mile High Stadium, which was razed after the 2000 season);
- 10.1** The average margin of victory by CSU in its eight wins since the series resumed in 1983 (81 points; largest by 27, smallest by 4);
- 12** Times in 90 games that both teams have scored at least 20 points (eight of the last 21);
- 12** The most games won by one team in a row in the series (Colorado, 1934 through 1947);
- 16.6** The average margin of victory by CU in its 23 wins since the series resumed in 1983 (382 points; largest by 37 points, smallest by 3 thrice);
- 25** The number of turnovers by Colorado in the 18 Denver games (14 in its 12 wins; 11 in its six losses);
- 25** The number of consecutive years the game has been televised on a regional or national basis (including '18 on CBS College Sports Network);
- 25** The number of points the six games in the series between 2002 and 2007 were decided by;
- 34** Times in 90 games that both teams have scored at least 10 points;
- 35** The number of turnovers by Colorado State in the 18 Denver games (nine in its six wins, 26 in its 12 losses);
- 90** Games in the series between the two; CU has played no one else on more occasions, while Colorado State has played only Wyoming more (109 times);
- 10:03** The time for CU's last touchdown drive in the '11 game (16 plays), after CSU cut the lead to 21-14 with 14:20 left in the game; it remains the second longest drive, time-wise, in Colorado history.



**CU-COLORADO STATE SERIES TRENDS**

Here's a quick look at some team statistical trends over the last 24 games in the CU-CSU series (the two have played every year since 1995):

Date	Site	Result	Attend.	Rank CU CSU	CU FD	Rushing att yds td	Passing a-c-i	yds td	Tot Off no yds	CSU FD	Rushing att yds td	Passing a-c-i	yds td	Tot Off no yds	TV
Sept. 9, 1995	Boulder (N)	W 42-14	52,848	10 —	21	45 200 4	28-19-0	261 1	73 461	20	29 25 0	52-22-3	306 2	81 331	ESPN
Sept. 7, 1996	Fort Collins (N)	W 48-34	36,371	5 —	33	47 281 4	42-31-0	364 2	89 645	17	25 81 1	29-16-1	312 2	54 393	ESPN2
Sept. 6, 1997	Boulder	W 31-21	53,416	8 24	17	31 122 1	28-18-1	223 2	59 345	14	33 70 0	22-14-2	215 3	55 285	FSN (r)
Sept. 5, 1998	Denver (N)	W 42-14	76,036	— 15	23	35 147 1	32-21-0	257 3	67 404	19	38 78 1	28-13-0	124 1	66 202	ESPN
Sept. 4, 1999	Denver (N)	L 14-41	73,438	14 —	23	36 82 0	49-30-4	291 2	85 373	12	38 227 3	18-10-0	109 1	56 336	FSN
Sept. 2, 2000	Denver	L 24-28	67,466	23 —	29	45 224 2	39-25-0	308 1	84 532	17	28 65 0	30-19-2	327 4	58 392	ESPN2
Sept. 1, 2001	Denver	W 41-14	75,022	— 24	21	54 315 3	19-15-0	95 0	73 410	18	29 108 0	40-18-4	186 2	69 294	ABC
Aug. 31, 2002	Denver	L 14-19	75,531	7 —	19	48 170 1	27-14-1	199 0	75 369	17	38 152 3	24-11-1	168 0	62 320	ESPN2
Aug. 30, 2003	Denver (N)	W 42-35	76,219	— 23	17	43 102 2	34-21-0	402 4	77 504	24	39 246 2	40-18-1	339 3	79 585	ESPN
Sept. 4, 2004	Boulder (N)	W 27-24	54,954	— —	20	45 255 2	25-13-1	117 0	70 372	23	28 44 1	42-29-1	403 2	70 447	FSN
Sept. 3, 2005	Boulder	W 31-28	54,972	— —	19	29 113 3	33-22-1	283 0	62 396	21	34 95 1	43-28-4	291 3	77 386	TBS
Sept. 2, 2006	Denver	L 10-14	65,701	— —	9	33 75 1	15-9-0	71 0	48 146	16	34 15 1	23-20-0	233 1	57 248	CSTV
Sept. 1, 2007	Denver (OT)	W 31-28	68,133	— —	18	28 129 1	32-18-1	201 2	60 330	25	56 157 1	27-20-1	229 3	83 386	FSN
Aug. 31, 2008	Denver (N)	W 38-17	69,619	— —	19	36 153 3	29-20-1	214 1	65 367	18	26 71 0	38-27-2	187 1	64 258	FSN
Sept. 6, 2009	Boulder (N)	L 17-23	53,168	— —	13	21 29 1	40-24-1	222 1	61 251	14	45 168 1	17-10-2	208 1	62 376	FSN
Sept. 4, 2010	Denver	W 24-3	60,989	— —	18	35 115 1	25-17-1	192 2	60 307	14	25 49 0	33-24-3	196 0	58 245	The Mtn
Sept. 3, 2011	Denver	W 28-14	57,186	— —	23	34 145 2	32-17-0	215 2	66 360	16	25 67 1	30-20-0	176 1	55 243	FSN
Sept. 1, 2012	Denver	L 17-22	58,607	— —	17	29 58 0	41-22-0	187 2	70 245	19	44 125 0	21-14-0	173 2	65 298	FX
Sept. 1, 2013	Denver	W 41-27	59,601	— —	24	37 109 0	46-33-0	400 3	83 509	16	28 94 2	39-22-0	201 0	67 295	CBS-SN
Aug. 29, 2014	Denver (N)	L 17-31	63,363	— —	22	34 134 0	39-24-0	241 2	73 375	27	45 266 3	23-13-0	134 1	68 400	FS-1
Sept. 19, 2015	Denver (N; OT)	W 27-24	66,253	— —	18	32 125 0	29-15-0	220 2	61 345	27	49 218 2	39-25-2	282 1	88 500	CBS-SN
Sept. 2, 2016	Denver (N)	W 44-7	69,850	— —	28	56 260 4	33-23-0	318 1	89 578	12	35 162 0	29-12-2	63 1	64 225	ESPN
Sept. 1, 2017	Denver (N)	W 17-3	73,932	— —	19	38 143 1	29-21-2	202 1	67 345	23	33 88 0	47-24-2	309 0	80 397	PAC12
Aug. 31, 2018	Denver (N)	W 45-13	70,158	— —	23	40 258 2	25-22-1	338 4	65 596	20	39 103 0	37-19-1	181 1	76 284	CBS-SN

**SERIES RECORDS**

Some team and individual bests in the **Colorado-Colorado State** series:

**TEAM****Most Points**

CU: 70, on Feb. 10, 1893  
CSU: 49, on Oct. 11, 1919

**Fewest Points**

CU: 0, on five occasions  
CSU: 0, on 22 occasions

**Most First Downs**

CU: 33, on Sept. 22, 1951  
CSU: 27, on two occasions

**Fewest First Downs**

CU: 9, on two occasions  
CSU: 6, on two occasions

**Most Yards Rushing**

CU: 452, on Sept. 9, 1989  
CSU: 267, on Sept. 5, 1992

**Fewest Yards Rushing**

CU: 71, on Sept. 9, 2006  
CSU: 25, on Sept. 9, 1995

**Most Yards Passing**

CU: 409, on Sept. 5, 1992  
CSU: 398, on Oct. 3, 1987

**Fewest Yards Passing**

CU: 25, on Nov. 22, 1958  
CSU: 19, on Nov. 28, 1953

**Most Total Plays**

CU: 89, on two occasions  
CSU: 88, on Sept. 19, 2015

**Fewest Total Plays**

CU: 48, on Sept. 9, 2006  
CSU: 45, on Nov. 22, 1958

**Most Yards Total Offense**

CU: 645, on Sept. 7, 1996  
CSU: 585, on Aug. 30, 2003

**Fewest Yards Total Offense**

CU: 148, on Nov. 26, 1955  
CSU: 84, on Nov. 9, 1957

**INDIVIDUAL****Most Yards Rushing**

CU: 191, Bobby Purify, Sept. 1, 2001  
CSU: 190, Kevin McDougal, Sept. 4, 1999

**Most Yards Passing**

CU: 409, Kordell Stewart, Sept. 5, 1992  
CSU: 403, Justin Holland, Sept. 4, 2004

**Most Receptions**

CU: 11, Laviska Shenault, Aug. 31, 2018  
CSU: 10, on two occasions

**Most Yards Receiving**

CU: 211, Laviska Shenault, Aug. 31, 2018  
CSU: 158, Johnny Walker, Sept. 9, 2006

**BUFFALOES & RAMS ALL-TIME ACROSS THE BOARD**

This Friday's football game will be the **762nd** time (documented) that Colorado and Colorado State will hook up in a head-to-head competition (games, matches or duals; tournaments or invitationals not included if other schools participated). A look at how many times the two have met across the board and the results (\*—records prior to 1947-48 not available; #—prior to 1946-47 not available):

Sport	CU	CSU	Ties	Sport	CU	CSU	Ties	Sport	CU	CSU	Ties
Baseball	86	35	1	*Men's Gymnastics	25	13		#Men's Swimming	18	17	2
Men's Basketball	93	38		Women's Gymnastics	5	2		Women's Swimming	0	4	
Women's Basketball	38	12		*Men's Indoor Track	13	1	1	Men's Tennis	57	2	
Football	66	22	2	Women's Indoor Track	1	1		Women's Tennis	33	0	
*Men's Cross Country	2	1		*Men's Outdoor Track	22	9		Wrestling	19	32	1
Women's Cross Country	1	0		Women's Outdoor Track	2	0		Volleyball	14	23	
*Men's Golf	29	12	1	Women's Soccer	2	0	3	<b>Totals</b>	<b>526</b>	<b>224</b>	<b>11</b>

**CU-COLORADO STATE IN 2019-20 (5 HEAD-TO-HEAD):** Football (Aug. 30 in Denver), Volleyball (Sept. 13 in Boulder), Women's Basketball (Nov. 22 at Fort Collins), Men's Basketball (Dec. 13 at Fort Collins) and Women's Tennis (spring TBA).

**A CLOSER LOOK**





CU leads the series by a **23-8** count since it was resumed in 1983 (and have outscored the Rams by 910-610). CU has held the lead in 28 games, CSU in 19 games, and in 17 of the 31 both teams owned a lead. Out of 1,860 minutes of game time, CU has led for **1,076:34** (57.9% of the time), CSU for **493:30** (26.5%). CU is **8-0** when rushing for 250 or more yards, and is **13-2** when holding the Rams under 100.

**CONFERENCE CALL**

- ➔ **Colorado** is **130-42-4** all-time versus current Mountain West schools (172 games). In addition to the 66-22-2 record versus CSU, CU is 24-2-1 against Wyoming, 12-4 vs. Air Force, 6-3 vs. New Mexico, 4-0 vs. San Jose State, 11-6-1 vs. Utah State; 4-2 vs. Fresno State, 1-0 against San Diego State and 2-3 against Hawai'i.
- ➔ **Colorado State** is **52-164-5** all-time versus Pac-12 Conference schools: 3-13-1 vs. Arizona, 1-20 vs. Arizona State, 1-2 vs. California, 22-66-2 vs. Colorado, 1-3 vs. Oregon, 1-1 vs. Oregon State, 0-1 vs. USC, and 0-2 vs. UCLA; 22-56-2 vs. Utah and 1-0 vs. Washington State.

**TALE OF THE TAPE / COLORADO – COLORADO STATE**

Here's a comparative look between **Colorado** and **Colorado State** in both general areas as well as several statistical categories in 2018 (national rankings where applicable in parenthesis):

 			 		
Category	Colorado	Colorado St.	Category	Colorado	Colorado St.
2018 Overall Record .....	5-7	3-9	Third Down Conversion Offense .....	36.1 (101)	42.9 (34)
Streak .....	Lost 7	Lost 5	Third Down Conversion Defense .....	36.4 (40)	39.3 (72)
vs. AP Ranked Teams (at time of game) .....	0-3	0-1	Fourth Down Conversion Offense .....	39.1 (112)	52.9 (68)
<i>Alumni On NFL Rosters (as of Dec. 31) .....</i>	<i>15</i>	<i>8</i>	Fourth Down Conversion Defense .....	54.5 (78)	50.0 (51)
First Downs .....	248 (87)	274 (60)	Three & Outs on Defense .....	40 (--)	NA (--)
Rushing Offense .....	143.0 (99)	105.6 (123)	Tackles For Loss .....	6.5 (48)	5.1 (99)
Average Per Rush .....	3.8	3.2	Tackles For Loss Allowed .....	8.7 (127)	6.0 (63)
Passing Offense .....	249.6 (45)	304.9 (13)	Quarterback Sacks By .....	29 (43)	15 (118)
Completion Percentage .....	64.5 (23)	60.5 (55)	Quarterback Sacks Allowed .....	34 (106)	30 (87)
Average Per Attempt .....	7.1	7.3	Net Punting .....	37.9 (55)	36.7 (88)
Passing Efficiency .....	133.6 (68)	132.6 (72)	Punt Returns .....	7.9 (76)	3.7 (122)
Total Offense .....	392.6 (74)	410.5 (59)	Punt Return Yardage Defense .....	4.7 (20)	18.1 (129)
Average Per Play .....	5.4	5.5	Kickoff Returns .....	20.8 (57)	20.4 (64)
Scoring Offense .....	27.1 (79)	22.8 (107)	Kickoff Return Yardage Defense .....	18.3 (21)	21.8 (93)
First Downs Allowed .....	244 (38)	265 (78)	Penalties Per Game .....	5.9 (58)	7.8 (118)
Rushing Defense .....	145.6 (44)	219.5 (113)	Penalty Yards Per Game .....	55.3 (70)	65.8 (104)
Average Per Rush .....	3.7	5.3	Turnovers Gained .....	15 (100)	12 (117)
Passing Defense .....	234.7 (74)	232.4 (68)	Turnovers Lost .....	19 (62)	22 (93)
Completion Percentage .....	56.7	63.2	Turnover Margin .....	-0.33 (90)	-0.83 (119)
Average Per Attempt .....	7.0	9.2	Interceptions .....	8 (94)	7 (101)
Pass Efficiency Defense .....	130.1 (64)	168.2 (126)	Red Zone Scoring Percentage (Offense) ..	84.2 (65)	82.1 (79)
Total Defense .....	380.3 (52)	451.9 (111)	Red Zone Scoring Percentage (Defense) ..	83.7 (76)	85.1 (85)
Average Per Play .....	5.2	6.8	Time of Possession .....	29:37 (74)	31:05 (36)
Scoring Defense .....	27.3 (70)	36.8 (117)	Strength of Record ( <i>ESPN Power Index</i> ) .....	70	111
			Schedule Strength ( <i>USA Today/Sagarin</i> ) .....	58	74

**RUNNING BACK DEBUTS**

Colorado is **5-1** against Colorado State in its history when a Buff running back is making his debut as a starter (tailback or fullback), with wins each of the last five times out. There have been two 100-yard games in the six, topped by **Dwayne Cherrington** (25-100, 1 TD in 1998); all six have been season openers. A look at those games:

Year	Quarterback	Class	Site	Result	Rushing	Receiving
1986	Erich Kissick (FB)	Fr.-RS	BOULDER	L 7-23	5- 28, 0 TD	0- 0, 0 TD
1998	Dwayne Cherrington	Jr.	Denver	W 42-14	25-100, 1 TD	2- 5, 0 TD
2003	Lawrence Vickers (FB)	So.	Denver	W 42-35	1- 0, 0 TD	2- 3, 0 TD
2005	Hugh Charles	So.	BOULDER	W 31-28	15-101, 2 TD	3-34, 0 TD
2015	Phillip Lindsay	So.	Denver	W 27-24	8- 22, 0 TD	1- 9, 0 TD
2018	Kyle Evans	Sr.	Denver	W 45-13	12- 59, 0 TD	0- 0, 0 TD

**BACK-TO-BACK RIVALS FOR OPENERS?**

When Colorado opened with Colorado State and Nebraska last year, it was just the 13th time a school opened with back-to-back traditional rivals since the advent of 11 game regular seasons schedules beginning in 1971; and of the previous 12 time, only five schools did it (Boise State, Georgia, Illinois, New Mexico State and Temple). Fast-forward to 2019, and the Buffaloes are opening with three traditional rivals: Colorado State in Denver, Nebraska in Boulder and Air Force in Boulder. The Buffaloes and Falcons will meet at Folsom Field on Sept. 14 – the first meeting between the schools since 1974; this be just the second time CSU and AFA appear on the schedule in the same year, along with 1958. After that season, the series with CSU went dormant for 25 years while Air Force appeared every year except one between 1958 and 1974.

School	Year	Week 1	Result	Week 2	Result	School	Year	Week 1	Result	Week 2	Result
Illinois	1975	at Iowa	W, 27-12	Missouri	L, 20-30	Boise State	2003	Idaho State	W, 62-0	at Idaho	W, 24-10
Illinois	1976	Iowa	W, 24-6	at Missouri	W, 31-6	Temple	2009	Villanova	L, 24-27	at Penn State	L, 6-31
Illinois	1984	Northwestern	W, 24-16	Missouri	W, 30-24	Georgia	2013	at Clemson	L, 35-38	South Carolina	W, 41-30
Georgia	1992	at South Carolina	W, 28-6	Tennessee	L, 31-34	Georgia	2014	Clemson	W, 45-21	at South Carolina	L, 35-38
Georgia	1993	South Carolina	L, 21-23	at Tennessee	L, 6-38	N. Mexico St.	2016	at Texas-El Paso	L, 22-38	New Mexico	W, 32-31
Georgia	1994	at South Carolina	W, 24-21	Tennessee	L, 23-41	Colorado	2018	Colorado State	W, 45-13	at Nebraska	W, 33-28
Georgia	1995	South Carolina	W, 42-23	at Tennessee	L, 27-30						

- Colorado has played Colorado State (90), Nebraska (70) and Air Force (16) a combined **176** times; the remaining nine schools on CU's schedule in 2019 have combined to play the Buffaloes **165** times (and 65 of those by CU's other top 20th century rival, Utah).

**COLORADO 45, COLORADO STATE 13****(AUGUST 31, 2018)****BRONCOS STADIUM AT MILE HIGH, DENVER**

DENVER — Colorado's offense set the pace early and CU's defense followed suit, leading the Buffaloes to a 45-13 season-opening win over rival Colorado State in the Rocky Mountain Showdown.

The win was Colorado's fourth in a row in the series.

Led by quarterback Steven Montez, the Buffs scored on their first three possessions of the game to take a 21-7 lead at the end of the first quarter. CU built the lead to 28-10 by halftime, and then put the game away with two more touchdowns early in the third quarter.

Montez completed 22 of his 25 attempts for 338 yards and four touchdowns, and he also ran for a 38-yard touchdown, CU's first score of the evening. Laviska Shenault Jr. led all receivers with 11 receptions for 211 yards and a score, wide receiver K.D.

Nixon added six catches for 112 yards and a score, and graduate transfer Travon McMillian carried the ball 10 times for 103 yards and a touchdown in his first appearance in a Colorado uniform.

It was the first time in CU history that Colorado had a 300-yard passer, a 200-yard receiver and a 100-yard rusher in the same game.

Defensively, the Buffs were also solid across the board. Sophomore linebacker Nate Landman finished with 16 tackles, including two for loss, and an interception in his first start while sophomore defensive lineman Mustafa Johnson had five tackles, half a sack, 1.5 tackles for loss and a tipped pass in his CU debut.

The Buffs hit the Rams from every angle — on the ground, with short passes and with the deep ball — and Colorado State's defense never came up with an answer. Colorado finished with a healthy 596-284 edge in total yardage while dominating

virtually every statistical category. The Buffs averaged 9.2 yards per play, nearly tripling the output of CSU (3.7 per play).

Colorado went 75 yards to the end zone on five plays on the first drive of the game, with Montez covering the last 38 yards on a run, then added a five-play, 87-yard scoring drive on its next possession. Nixon capped the drive with his first touchdown as a Buff, a 46-yard reception down the sidelines on a perfect throw from Montez.

CSU temporarily ended the CU run with a 75-yard drive of their own, scoring on a 26-yard pass from K.J. Carta-Samuels to Olabisi Johnson to cut CU's lead to 14-7.

But the Buffs regained control with another 75-yard march, this one using up nine plays. McMillian carried three times for 40 yards on the march before Montez connected with Beau Bisharat from 4 yards out to give CU a 21-7 lead with 2:29 still left in the first quarter.

The Buffs got one more touchdown before the half, a 4-yard scoring toss to Beau Bisharat, then put the game away with two early scores in the third period.

Montez connected with Shenault on an 89-yard touchdown play for a 35-10 lead on CU's first possession of the second half, and one series later, the Buffs went 70 yards in five plays, with running back Travon McMillian covering the last 49 with a nice inside-outside run to give the Buffs a 42-10 lead.

Shenault's 211 yards receiving was the fourth-best single game in CU history while Montez's 12 straight completion to open the game tied the CU record, matching the mark set by Joel Klatt against Missouri in 2005. Their 89-yard touchdown connection was the longest CU play from scrimmage since Robert Hodge threw a 94-yard scoring pass to Jeremy Bloom against Kansas State in 2002.

COLORADO .....	21	7	17	0	—	45
Colorado State.....	7	3	0	3	—	13

SCORING	Score	Time	Qtr
COLORADO — Montez 38 run (Stefanou kick)	7- 0	13:36	1Q
COLORADO — Nixon 46 pass from Montez (Stefanou kick)	14- 0	8:17	1Q
Colorado State — Johnson 26 pass from Carta-Samuels (Bryan kick)	14- 7	5:54	1Q
COLORADO — Bisharat 4 pass from Montez (Stefanou kick)	21- 7	3:25	1Q
COLORADO — Winfree 4 pass from Montez (Stefanou kick)	28- 7	6:14	2Q
Colorado State — Bryan 51 FG	28-10	0:00	2Q
COLORADO — Shenault 89 pass from Montez (Stefanou kick)	35-10	12:41	3Q
COLORADO — McMillian 49 run (Stefanou kick)	42-10	8:46	3Q
COLORADO — Stefanou 39 FG	45-10	3:23	3Q
Colorado State — Bryan 27 FG	45-13	8:39	4Q

Attendance: 70,158 Time: 3:29

Weather (74°): mostly cloudy skies, 31% humidity, 7 mph winds from the south

TEAM STATISTICS	COLORADO	CSU
First Downs.....	23	20
Third Down Efficiency (Fourth).....	4-9 (0-1)	7-19 (1-1)
Rushes—Net Yards .....	40-258	39-103
Passing Yards .....	338	181
Passes (Att-Comp-Int).....	25-22-1	37-19-1
Total Offense .....	596	284
Return Yards .....	87	0
Punts: No-Average .....	3-43.3	9-48.8
Fumbles: No-Lost.....	3-1	0-0
Penalties/Yards .....	6/44	5/35
Quarterback Sacks—Yards .....	3-16	0-0
Time of Possession .....	26:33	33:27
Drives/Average Field Position .....	13/C30	14/CS23
Red Zone: Scores-Attempts (Points).....	3-3 (17)	1-1 (3)

**INDIVIDUAL STATISTICS**

**Rushing**—Colorado: McMillian 10-103, Evans 12-59, Bisharat 7-52, Montez 3-34, Fontenot 3-14, Shenault 1-5, Noyer 1-minus 3, Team 3-minus 6. **CSU:** McElroy 14-61, Matthews 15-30, Hall 1-8, Carta-Samuels 9-4.

**Passing**—Colorado: Montez 25-22-1, 338, 4 td. **CSU:** Carta-Samuels 33-18-1, 176, 1 td; Hill 4-1-0, 5, 0 td.

**Receiving**—Colorado: Shenault 11-211, Nixon 6-112, Winfree 2-7, MacIntyre 1-10, Bisharat 1-4, Brown 1-minus 6. **CSU:** Johnson 6-82, Williams 6-49, Matthews 3-14, Jackson 1-12, Butler 1-9, Scott 1-8, Hall 1-7.

**Punting**—Colorado: Kinney 3-43.3 (45 long, 1 In20). **CSU:** Stonehouse 9-48.8 (61 long, 4 In20).

**Punt Returns**—Colorado: R.Blackmon 5-82. **CSU:** Johnson 1-0. **Kickoff Returns**—Colorado: Lee 1-31. **CSU:** Hawkins 1-21.

**Tackle Leaders**—Colorado: Landman 4,10—14; Abrams 6,2—8; Gamboa 3,4—7; Johnson 6,0—6; Wigley 5,0—5; Worthington 2,3—5; Franke 3,1—4; Mulumba 3,1—4; Fisher 2,2—4; Taylor 2,1—3; Wells 2,1—3; Trego 2,0—2; Tuiloma 2,0—2. **CSU:** Watson 8,7—15; Hubbard 3,4—7; Sutton 2,4—6; Hicks 1,5—6; Thomas 0,6—6; Bombek 3,1—4; Ajayi 2,1—3.

**Quarterback Sacks**—Colorado: Callier 1-8, Jackson 1-0, Gamboa ½-5, Sparaco ½-5. **CSU:** none.

**Interceptions**—Colorado: Landman 1-2. **CSU:** Banks 1-0. **Passes Broken Up**—Colorado: Lewis 2, Abrams, R.Blackmon, Johnson, Landman, Rakestraw. **CSU:** none.

**GAME NOTES**

This was CU's third straight win in a season opener, the first time reeling off three in a row since 2003-05 (all against CSU both times) ... MacIntyre is now 4-2 in season openers at CU and is 7-1 against CSU overall (2-0 at San Jose State) ... Buffs now lead the series 66-22-2 (12-6 in Denver, 22-8 since it was resumed in 1983) ... Colorado improved to 80-44-5 in 129 season openers ... CU has won four straight in the series, the longest run by either school since the Buffs claimed eight straight from 1987 through 1998 (CU has outscored the Rams 133-47 in the streak) ... The 45 points by CU are the most in the series since 1996 (a 48-34 CU win in Fort Collins) ... QB Steven Montez added to his developing list of school records, completing 88 percent of his passes to set the mark for highest completion percentage with minimums of 20 and 25 attempts, while tying the school mark of 12 straight completions to open a game (matching Joel Klatt versus Missouri in 2005) ... Colorado had a 300-yard passer, a 200-yard receiver and a 100-yard rusher for the first time in its history CU was 9-of-9 on 2nd-&-4 or less until the kneel-down in the final series (13-of-23 overall on second down) ... On the four third downs CU converted, it gained 186 yards (5, 89, 49, 43) ... CU dressed 92 players for the game, 50 of whom had never played a snap for the Buffaloes; but 34 of those would appear in the game and 76 played overall ... Colorado sold 38,399 tickets (11,440 student) for the game; CSU sold 28,920; and the Broncos/Ticketmaster moved 2,839 ducats.





## CENTENNIAL STATE STREAK

With the 45-13 win over Colorado State in Denver and the 45-14 win over New Hampshire, the Buffaloes have won **11** straight non-conference games in the state (seven in Boulder, four in Denver); CU has also won **12** of its last **18** games at Folsom Field. The Buffaloes opened 2017 by playing their first four games of the season within the state, three of them at Folsom. CU did not leave the state until week five, when the Buffs traveled to UCLA on Sept. 30 (a 27-23 loss). The last time Colorado had played its first four games to start a year within the Centennial State was in 2001, and previous to that in 1998 and 1978; both times opening with 4-0 records. The 2001 team, like the '17 edition, won three of the four. Looking ahead, in 2019 and 2021 there is the potential for the same: CU will open up both those seasons with three non-conference games within the state, so if the Pac-12 gives the Buffs a home conference opener in week four, the same could occur.

## THIS WEEK'S HISTORICAL STAT / 1989

Thirty years ago, or in 1989, Colorado rolled to an 11-0 regular season record and one of the reasons was CU's dominance on third down. The Buffs converted at a **53.9** percent clip (83-of-154), thanks to players like **QB Darian Hagan**, **TB Eric Bieniemy** and **TB J.J. Flannigan**, among others. CU was an incredible 66-of-84 (79 percent) on 3rd-&-5 or less, meaning over half of CU's attempts were 5 yards or less. Perhaps the most incredible of all these stats was the fact that the Buffs were **30-of-30** converting on 3rd-&-1.

## IN COLORADO BUFFALO HISTORY: AUGUST 30

Colorado is **1-0** all-time on **August 30**, a wild 42-35 win over Colorado State in Denver in 2003, a game that included a 28-minute delay due to lightning. **QB Joel Klatt** made his starting debut and threw for 402 yards and four touchdowns, with Bobby Purify's 9-yard touchdown run providing the winning points in a game that took 3 hours, 53 minutes to play – not including the weather delay.

## COLORADO IN AUGUST

*"No harvest moon to light one tender August night ..."* – **Stevie Wonder**, from his No. 1 hit in 1984 from *The Woman in Red* soundtrack, **I Just Called To Say I Love You**. The Buffaloes would not play in August until six years later, in the 1990 Disneyland Pigskin Classic, and are **4-3-1** all-time in the eighth month of the calendar year. A look at each game:

Date	Opponent	Result	Attend.	Rank CU Opp	CU FD	Rushing att yds td	Passing a-c-i yds td	Tot Offense no yds	OPP FD	Rushing att yds td	Passing a-c-i yds td	Tot Offense no yds	TV
Aug. 26, 1990	^Tennessee	T 31-31	33,485	5 8	18	55 368 3	19- 5-3 68 0	74 <b>436</b>	27	36 135 2	55-33-3 368 2	91 <b>503</b>	NBC
Aug. 31, 1996	WASHINGTON STATE	W 37-19	51,481	5 —	23	46 192 1	40-22-1 278 3	86 <b>470</b>	9	21 5 1	33-13-1 163 1	54 <b>168</b>	ABC (r)
Aug. 26, 2001	★FRESNO STATE (N)	L 22-24	47,762	— —	23	31 66 0	51-31-2 346 2	82 <b>412</b>	17	35 89 2	36-21-0 198 1	71 <b>287</b>	ESPN2
Aug. 31, 2002	†Colorado State	L 14-19	75,531	7 —	19	48 170 1	27-14-1 199 0	75 <b>369</b>	17	38 152 3	24-11-1 168 0	62 <b>320</b>	ESPN2
Aug. 30, 2003	†Colorado State (N)	W 42-35	76,219	— 23	17	43 102 2	34-21-0 402 4	77 <b>504</b>	24	39 246 2	40-18-1 339 3	79 <b>585</b>	ESPN
Aug. 31, 2008	†Colorado State (N)	W 38-17	69,619	— —	19	36 153 3	29-20-1 214 1	65 <b>367</b>	18	26 71 0	38-27-2 187 1	64 <b>258</b>	FSN
Aug. 29, 2014	†Colorado State (N)	L 17-31	63,363	— —	22	34 134 0	39-24-0 241 2	73 <b>375</b>	27	45 266 3	23-13-0 134 1	68 <b>400</b>	FS-1
Aug. 31, 2018	†Colorado State (N)	W 45-13	70,158	— —	23	40 258 2	25-22-1 338 4	65 <b>596</b>	20	39 103 0	37-19-1 181 1	76 <b>284</b>	CBS-SN

^—Disneyland Pigskin Classic at Anaheim, Calif.; ★—Jim Thorpe Association Classic; †—in Denver (Invesco/Sports Authority Fields and Broncos Stadium at Mile High).

**COLORADO AUGUST MVP: WR Mike Pritchard.** Subbing for a suspended Eric Bieniemy in the 1990 Pigskin Classic against Tennessee at Anaheim Stadium, Pritchard was moved to tailback for the game and ran 20 times for 217 yards and two touchdowns in a 31-31 with the Volunteers.

## RIVALRY TO RETURN IN 2023-24

After the completion of the current 10-game contract between CU and CSU, the teams will step back and take a two-year hiatus in the rivalry, which will end a run of 26 straight seasons of games in the series. The series will resume in 2023, when Colorado State visits Boulder in week three (Sept. 16); the Buffaloes return the game in 2024, traveling north to Fort Collins also in week three on Sept. 14. The series will then take another break, but both schools have penciled in home-and-home series in 2029-30 and 2033-34 (no contracts yet).

## THE BUFFS IN NFL STADIUMS

The Buffaloes have played **24** games to date in seven current NFL venues, owning a record of **14-10** (10-5 in Denver, 1-0 in Foxborough, 1-0 in San Diego, 1-0 in Seattle, 1-2 in Houston, 0-1 in Jacksonville, 0-1 in Kansas City and 0-1 in Santa Clara). All-time, the Buffs are **20-21-1** playing games in stadiums that simultaneously hosted NFL teams (12-6 in Denver, 1-0 in Foxborough, 1-0 in Irving, 1-0 in San Diego, 1-0 in Seattle, 2-3 in Houston, 1-2 in Miami 1-2 in Tempe, 0-2-1 in Anaheim, 0-1 in Jacksonville, 0-1 in Kansas City, 0-1 in Santa Clara and 0-3 in Los Angeles).

## CAREER CHART WATCH

Here's where several Buffaloes rank on some of CU's all-time entering the 2019 season (*Note: Colorado does not count bowl stats into career totals to protect past history, thus career numbers for players past and present will differ from NCAA*):

- ⇒ **TB BEAU BISHARAT** is tied for eighth in special team tackles (**31**) and is seventh in special team points (**70**).
- ⇒ **P ALEX KINNEY** is second in punts inside-the-20 (**73**).
- ⇒ **QB STEVEN MONTEZ** is fourth in passing yards (**6,841**), is fourth in pass attempts (**907**), is fourth in completions (**565**), is third in touchdown passes (**46**), is 62nd in rushing yards (**807**), is seventh in true rushing yards by a quarterback (**1,273**) and is third in total offense (**7,648**).
- ⇒ **WR K.D. NIXON** is 48th in receptions (**54**) and is 57th in receiving yards (**653**).
- ⇒ **WR LAVISKA SHENAU** is tied for 20th in receptions (**93**), is 21st in receiving yards (**1,179**) and is tied for 78th in scoring (**72** points).
- ⇒ **PK JAMES STEFANOU** is tied for 30th in scoring and is 10th in kick-scoring (**132** points) and is tied for seventh in field goals made (**22**).



## COLLEGE FOOTBALL CELEBRATING 150TH ANNIVERSARY

College football is celebrating the **150th anniversary** of the first-ever college game, played on November 6, 1869. It's in the books at Rutgers 6, Princeton 4, but Princeton was actually known then as the College of New Jersey Tigers; Rutgers at the time were the Queensmen before adopting the Scarlet Knights as its nickname. The game was played primarily with rules closer to rugby, and few probably know that a week later on November 13, the College of New Jersey avenged the loss with an 8-0 win. Meanwhile, nearly 1,800 miles to the west, the University of Colorado was seven years away from being formed, and CU did not start playing football until 1890. Boulder looked like, well, the picture to the right. The Buffaloes are wearing a 150 decal on their helmets this season.



## SEASON TICKET SALES ON THE RISE

Through the close of business on August 25, **19,966** public season tickets have been sold for the 2019 CU football season, ahead of last year's final number of 19,284, an increase of **682** (or 3.5 percent). While it won't crack the top six in season-to-season ticket increases in school history, there is some significance to the additional sales: the last time CU hired a new head coach and season ticket sales increased (without some major reduced pricing) was in 1974. The Buffaloes had 27,996 season ticket holders in 1973, Eddie Crowder's last year as head coach, and that number jumped to 29,260 for 1974 when Bill Mallory took over; sales declined, slightly for the most part, for six of the seven head coaches in-between Mallory and Mel Tucker (the exception was in 2011; Jon Embree took over as coach, but sales got a bump from joining the Pac-12, hosting Oregon and USC and a special \$120 season ticket price for a five-game home schedule in Boulder). Here are the largest season ticket increases in school history since records are available dating back to World War II:

<b>10,885</b> .....	27,989 (1972)	17,104 (1971)	<b>3,865</b> .....	31,331 (1976)	27,466 (1975)
<b>6,963</b> .....	26,331 (1990)	19,368 (1989)	<b>2,798</b> .....	19,083 (1986)	16,285 (1985)
<b>5,534</b> .....	25,172 (2011)	19,638 (2010)	<b>2,797</b> .....	20,808 (2017)	18,011 (2016)

➔ **STUDENT TICKETS:** Through Sunday (Aug. 25), students had purchased **8,379** tickets (of their maximum 12,000 allotment).

## AROUND THE NATION

Colorado has traditionally stocked its rosters primarily with players from three states: Colorado, California and Texas (**73.4** percent of the entire roster—active and inactive—as of August 15: **83** of **113** players). The roll call of state producers for the Buffaloes: California **38**, Colorado **27**, Texas **18**, Florida **3**, Georgia **3**, Michigan **3**, Alabama **2**, Illinois **2**, Mississippi **2**, Oregon **2**, Washington **2**, Arizona **1**, Indiana **1**, Louisiana **1**, New Jersey **1**, South Carolina **1**, Virginia **1**. That's **17** states total along with **AMERICAN SAMOA (2)**, **AUSTRALIA (1)** and **AUSTRIA (1)** that has produced the make-up of this year's team.

➔ **AROUND THE WORLD:** Eight Buffaloes were born outside of the United States: **WR Daniel Arias** (Santa Domingo, D.R.), **OLB Joshka Gustav** (Germany), **ILB Nate Landman** (Zimbabwe), **OL Va'atofu Sauvao** (American Samoa), **OL Valentin Senn** (Austria), **PK James Stefanou** (Australia) and **OLB Alex Tchangam** (Cameroon). TE coach **Al Pupunu** was also born overseas (Tonga).

➔ **BY CLASS:** 3 graduate transfers; 15 seniors (8 fifth-year), 20 juniors, 30 sophomores, 45 freshmen (16 redshirt/3 2nd-year/26 true).

## AND THE J'S HAVE IT

Statistics show that more first names in the United States begin with the letter "**J**," followed by M, S, D and C. The Buffaloes take that to the extreme: on the 2019 Colorado roster, over 20 percent on the team has first names that begin with J: **24** players overall who go by **21** different J names. The list:

<b>Jake (2)</b>	<b>J.T.</b>	<b>Jamar</b>	<b>Jarek</b>	<b>Jayden</b>	<b>Joe</b>	<b>Josh</b>
<b>Jalen (2)</b>	<b>Jack</b>	<b>Janaz</b>	<b>Jaren</b>	<b>Jaylon</b>	<b>Jonathan</b>	<b>Joshka</b>
<b>James (2)</b>	<b>Jacob</b>	<b>Jared</b>	<b>Jash</b>	<b>Jeremiah</b>	<b>John</b>	<b>Joshua</b>

## NOYER MOVES TO D, MAYBE ANOTHER HALE IRWIN?

Since the end of the Platoon Era (pre-1965), there have been very few occasions where players who lettered at quarterback, made the switch to another position and then earned a letter at their new spot. **Sam Noyer** moved from quarterback to safety on August 19 and is anxious to make an impact on the other side of the ball. The most famous switch in CU history happened in the third game of the '69 season, when **Bobby Anderson** moved from quarterback to tailback and would go on to earn first-team All-American honors. **Charles Davis** ('78-81) bounced around between quarterback, halfback and fullback over the course of his career while lettering four times; **Ayyub Abdul-Rahmaan** earned a letter at quarterback in 1995 and then at receiver in '96; **Adam Bledsoe** lettered twice as the signal caller ('97-98) and then at tight end ('99).

➔ Now, **Hale Irwin** played both quarterback and defensive back in 1964; once platooning ended, he moved permanently to defense in '65, and as a senior in 1966 he earned All-Big Eight Conference honors.

## BISHARAT AIMING TO CLIMB SPECIAL TEAM CHARTS

Senior **TE Beau Bisharat** has been a force on special teams since he arrived at Colorado. The two-time reigning "special teams point" champion on the Buffaloes with 29 in each of the last two years and now has 70 career special team points, which is seventh at CU since the category was created back in 1987. His career tackles 31 (22 solo), are now tied for eighth-most. **FS Ryan Sutter** is the CU career leader in both, with 123 points and 64 tackles; **CB Arthur Jaffee** is second with 88 points, well within reach for Bisharat.

**QUOTE OF THE OFFSEASON—ILB Nate Landman on Mel Tucker:** "December 5th is when he came in and in that first meeting, he told us that we were his players and he was our coach and nothing was going to change that, even though he didn't recruit us. That instantly made the team more comfortable."

**SWEET SIXTEEN**

Colorado, which did not play an FCS team until 2006, is one of 16 schools in 2019 who will play strictly FBS teams over the course of the entire season. The Big Ten Conference has 11 of those 16 schools, as it came out with a mandatory rule a few years back to eliminate those teams from their future schedules (Indiana, Maryland and Penn State had previous games scheduled further out). CU is joined by Southern California, Stanford and UCLA in the Pac-12, with the only other school nationally being Texas. Only three FCS schools appear on future CU schedules: Northern Colorado (2021), North Dakota State (2024) and Colgate (2027).

**PAT STREAK**

Colorado kickers have made **95** consecutive point after touchdown (PAT) kicks entering the 2019 season. Here's a look at the longest streaks in the nation:

School	Streak	Start Date	# of Kickers	School	Streak	Start Date	# of Kickers
Auburn	274	Nov. 16, 2013-Dec. 28, 2018	4	Kentucky	111	Sept. 17, 2016-Jan. 1, 2019	3
Georgia	245	Oct. 4, 2014-Jan. 1, 2019	5	<b>Colorado</b>	<b>95</b>	<b>Oct. 15, 2016-Nov. 24, 2018</b>	<b>5</b>
Utah	182	Nov. 29, 2014-Dec. 31, 2018	2	Arizona State	92	Aug. 31, 2017-Nov. 24, 2018	1
Ohio State	173	Oct. 22, 2016-Jan. 1, 2019	3	Syracuse	92	Sept. 1, 2017-Dec. 28, 2018	3
UCF	154	Aug. 31, 2017-Jan. 1, 2019	1	Troy	83	Sept. 30, 2018-Dec. 22, 2018	2
Utah State	137	Nov. 5, 2016-Dec. 15, 2018	4	Texas A&M	72	Nov. 11, 2017-Dec. 31, 2018	2
Wisconsin	134	Nov. 5, 2016-Dec. 27, 2018	2	(Georgia Southern	65	Nov. 4, 2017-Dec. 15, 2018	1)
Northern Illinois	122	Sept. 3, 2016-Dec. 18, 2018	2				

**GEORGE A RARITY**

CU's **Cymone George** is in her first year as CU's director of recruiting; how rare is that in the FBS ranks? Here's the entire list:

School	Name	Actual Title	Year	School	Name	Actual Title	Year
Oklahoma	Annie Hanson	Executive Director of Recruiting	3rd	Georgia	Haley Schaafsma	Director of Recruiting Operations	1st
TCU	Rachel Phillips	Director of Recruiting Operations	3rd	Georgia State	Ginny Thompson	Director of On-campus Recruiting & Player Personnel	1st
Florida	*Lee Begley	Director of Recruiting Operations	2nd	USC	Kelsea Winkle	Director of On-Campus Recruiting	1st
<b>Colorado</b>	<b>Cymone George</b>	<b>Director of Recruiting</b>	<b>1st</b>	(*—held same position previously at Mississippi State)			
Colorado State	Jessica Jefferson	Director of Recruiting	1st				

**INTERNATIONAL FLAVOR**

Colorado has seven players on its roster who were born outside the United States, tied for the fourth-most among FBS schools (though the seven represent seven different countries, the second-most behind a whopping 11 for Temple). What's interesting in this group is how many islands of the Caribbean are represented (Bahamas, Dominican Republic, Haiti, Jamaica, Puerto Rico and the Turks and Caicos Islands). Here's a list of those schools with five or more born anywhere but among the 50 U.S. States (U.S. possessions count as outside the country, as they are countries):

School	No.	Countries
Temple	13	11 Cameroon (2), Sweden (2), Canada, Cuba, Dominican Republic, Jamaica, Liberia, Nigeria, Peru, Turks and Caicos Islands, Uganda
Hawai'i	13	3 American Samoa (9), Australia (3), Canada
Syracuse	9	5 Canada (5), Ghana, Jamaica, Nigeria, Puerto Rico
Penn State	8	4 Canada (3), Germany (2), Haiti, Ukraine
<b>Colorado</b>	<b>7</b>	<b>American Samoa, Australia, Austria, Cameroon, Dominican Republic, Germany, Zimbabwe</b>
Oklahoma State	7	5 Australia (2), Nigeria (2), Canada, Guinea, The Netherlands
Michigan	6	6 Canada, Germany, Haiti, Liberia, Nigeria, Turks and Caicos Islands
Connecticut	6	3 Canada (4), Australia, Jamaica
Cincinnati	5	5 Australia, Bahamas, Canada, Germany, Wales
Eastern Michigan	5	5 Canada (2), Denmark, Germany, The Netherlands
Virginia	5	2 Germany (3), Canada (2)

**ALMOST PERFECT IN CLOSE**

Dating back to eight games into the 2016 season, Colorado has had **51** goal-to-go situations, scoring **50** times (or 98 percent of the time); **42** of the scores have been touchdowns to go with **8** field goals. The only non-score came on a drive ending on downs last year against Oregon State (in the overtime). Colorado scored in all 18 goal-to-go situations in 2017, including 17 TDs. A look at perfect (or near) seasons in this regard since 1984 when the stat was first tracked:

Season	Number	Scores	TD (Pct.)	FG	Pct.	Season	Number	Scores	TD (Pct.)	FG	Pct.
1996	26	26	21 (80.7)	5	100.0	1988	19	18	16 (84.2)	2	94.7
2017	18	18	17 (94.4)	1	100.0	2014	21	20	17 (81.0)	4	95.2
2002	16	16	15 (93.8)	1	100.0	1989	34	32	31 (91.2)	1	94.1
1985	13	13	13 (100.0)	0	100.0	1993	16	15	14 (87.5)	1	93.8
1994	31	30	29 (93.5)	1	96.7	1986	14	13	13 (92.9)	0	92.9
2018	20	19	15 (75.0)	4	95.0	2008	14	13	13 (92.9)	0	92.9

**UPCOMING ANNIVERSARY** Sept. 8 will mark the 40th anniversary of the Colorado-Oregon game being the first college football game televised on ESPN (tape delay). It was also the first game of the short tenure as Colorado head coach by **Chuck Fairbanks**, the reason ESPN selected the game. The Buffaloes led 9-7 after the first quarter, the Ducks came back to take a 19-16 lead entering the fourth; Oregon scored two touchdowns to pull away for a 33-19 win before 44,274 at Folsom Field. The late **Jerry Gross** handled the play-by-play duties, with the late **Irv Brown** serving as the analyst.





## SHENAULT WAS MAKING WAVES &amp; HISTORY

Prior to being injured in the sixth game of the season at Southern California (in the third quarter), sophomore **WR Laviska Shenault** had one amazing start to the 2018 season. He opened by recording the second-most receiving yards in back-to-back games (388) and tying for both the second (25) and fifth-most receptions (21) in two consecutive games in CU history. Through the season's eighth week games, he led the nation in both categories each week and was averaging **10.0** catches and **130.0** yards per game; he qualified once again for the national rankings after playing in the final three games (NCAA requires a player to appear in 75 percent of his games; after suffering a toe injury against the Trojans, he missed the Washington, Oregon State and Arizona games). Upon his return, he caught 26 passes for 231 yards; his average per catch dropped but he still managed to lead the nation in receptions per game with **9.6**. On Sept. 25, he was added to the official **Biletnikoff Award** watch list by the award's committee, and also advanced to the final 15 for the Maxwell Award. A look at his CU accomplishments his sophomore season:

## MOST RECEIVING YARDS, BACK-TO-BACK GAMES

<b>417</b>	Paul Richardson	Sept. 1, 2013 (208 vs. Colorado State)
		Sept. 7, 2013 (209 vs. Central Arkansas)
<b>388</b>	<b>Laviska Shenault</b>	<b>Aug. 31, 2018 (211 vs. Colorado State)</b>
		<b>Sept. 8, 2018 (177 at Nebraska)</b>
<b>376</b>	Rae Carruth	Nov. 2, 1996 (222 at Missouri)
		Nov. 9, 1996 (154 vs. Iowa State)
<b>351</b>	Nelson Spruce	Sept. 20, 2014 (172 vs. Hawai'i)
		Sept. 27, 2014 (179 at California)
<b>350</b>	Charles E. Johnson	Oct. 8, 1992 (168 at Missouri)
		Oct. 17, 1992 (182 vs. Oklahoma)

## MOST RECEPTIONS, BACK-TO-BACK GAMES

<b>32</b>	Nelson Spruce	Sept. 20, 2014 (12 vs. Hawai'i)
		Sept. 27, 2014 (19 at California)
<b>25</b>	Nelson Spruce	Sept. 27, 2014 (19 at California)
		Oct. 4, 2014 (6 vs. Oregon State)
<b>25</b>	<b>Laviska Shenault</b>	<b>Sept. 28, 2018 (12 vs. UCLA)</b>
		<b>Oct. 6, 2018 (13 vs. Arizona State)</b>
<b>22</b>	Nelson Spruce	Nov. 1, 2014 (13 vs. Washington)
		Nov. 8, 2014 (9 at Arizona)
<b>21</b>	<b>Laviska Shenault</b>	<b>Aug. 31, 2018 (11 vs. Colorado State)</b>
		<b>Sept. 8, 2018 (10 at Nebraska)</b>

## THE SHENAULT ASSAULT ON CU CAREER &amp; SEASON RECEIVING

Shenault made an incredible climb on CU's all-time receiving list in both receptions and yards. A look on how rapidly he moved up both lists in 2018:

Stat	Pre-2018	CSU	NEB	UNH	UCLA	ASU	USC	WASH	OSU	UA	WSU	UTAH	CAL
<b>Career Receptions</b>	<b>7</b>	<b>18</b>	<b>28</b>	<b>33</b>	<b>45</b>	<b>58</b>	<b>67</b>	<b>67</b>	<b>67</b>	<b>67</b>	<b>77</b>	<b>86</b>	<b>93</b>
<i>Rank</i>	<i>NR</i>	<i>130th</i>	<i>95th</i>	<i>85th</i>	<i>61st</i>	<i>44th</i>	<i>37th</i>	<i>37th</i>	<i>37th</i>	<i>37th</i>	<i>34th</i>	<i>26th</i>	<i>20th</i>
<b>Career Yards</b>	<b>168</b>	<b>379</b>	<b>556</b>	<b>623</b>	<b>749</b>	<b>876</b>	<b>948</b>	<b>948</b>	<b>948</b>	<b>948</b>	<b>1,050</b>	<b>1,114</b>	<b>1,179</b>
<i>Rank</i>	<i>NR</i>	<i>110th</i>	<i>67th</i>	<i>58th</i>	<i>42nd</i>	<i>37th</i>	<i>34th</i>	<i>34th</i>	<i>34th</i>	<i>34th</i>	<i>29th</i>	<i>23rd</i>	<i>21st</i>

## Season Receptions

106	Nelson Spruce	2014
89	Nelson Spruce	2015
<b>86</b>	<b>Laviska Shenault</b>	<b>2018</b>
83	Paul Richardson	2013
78	D.J. Hackett	2003
76	Michael Westbrook	1992
76	Scotty McKnight	2009

1,013	D.J. Hackett	2003
<b>1,011</b>	<b>Laviska Shenault</b>	<b>2018</b>
1,008	Rae Carruth	1995

## Season 100-Yard Games

6	Charles E. Johnson	1992
6	Charles E. Johnson	1993
6	Paul Richardson	2013
5	Michael Westbrook	1992
5	Nelson Spruce	2014
5	Rae Carruth	1995
5	Rae Carruth	1996
<b>5</b>	<b>(14) Laviska Shenault</b>	<b>2018</b>

## Season Receiving Yards

1,343	Paul Richardson	2013
1,198	Nelson Spruce	2014
1,149	Charles E. Johnson	1992
1,116	Rae Carruth	1996
1,082	Charles E. Johnson	1993
1,060	Michael Westbrook	1992
1,053	Nelson Spruce	2015

## Six-Game Bests At Season Onset

Player	Season	No.	Yds.	Avg.	TD	100-Yard Games
<b>Laviska Shenault</b>	<b>2018</b>	<b>60</b>	<b>780</b>	<b>13.0</b>	<b>6</b>	<b>4</b>
Paul Richardson	2013	43	772	18.0	6	4
Nelson Spruce	2014	62	732	11.8	10	4
Michael Westbrook	1992	45	719	16.0	6	5
Charles E. Johnson	1993	35	657	18.8	6	4

## Season Touchdowns/Rushing &amp; Receiving

<b>Laviska Shenault</b>	<b>2018</b>	<b>11</b>	<b>5 rushing, 6 receiving</b>
Mike Pritchard	1990	11	5 rushing, 6 receiving
Richard Johnson	1982	10	6 rushing, 4 receiving

## Career 100-Yard Games

Charles Johnson 12, Rae Carruth 11, Paul Richardson 9, Nelson Spruce 9, Michael Westbrook 8, Shay Fields 7, Phil Savoy 6, Laviska Shenault 5, Scotty McKnight 5.

## THE LAVISKA LOG

Opponent	RECEIVING										RUSHING										HOW PLAYS ENDED									
	No.	Yds.	Avg.	Long	TD	FD	YAC	AC	DM	BT	Att.	Yds.	Avg.	Long	TD	FD	AC	DM	BT	NT	OB	1Tkl	2Tkl	Gang	TD					
Colorado State	11	211	19.2	89t	1	6	209	124	4	6	1	5	5.0	5	0	1	6	0	2	1	0	3	3	4	1					
at Nebraska	10	177	17.7	40t	1	6	71	39	2	3	2	5	2.5	3	1	1	4	0	0	1	0	2	4	3	2					
NEW HAMPSHIRE	5	67	13.4	28t	1	3	24	11	0	2	0	0	0.0	0	0	0	0	0	0	0	2	1	1	0	1					
UCLA	12	126	10.5	57t	1	6	75	10	0	0	5	18	3.6	8	1	1	11	1	0	2	3	2	5	3	2					
ARIZONA STATE	13	127	9.8	30t	2	6	85	51	3	5	5	13	2.6	7	2	2	16	1	3	1	1	2	2	8	4					
at Southern California	9	72	8.0	24	0	4	57	40	3	6	2	46	23.5	49t	1	1	4	1	1	1	0	4	4	2	1					
WASHINGTON STATE	10	102	10.2	18	0	5	37	29	6	2	1	18	18.0	18	0	1	23	3	1	0	0	5	1	4	0					
UTAH	9	64	7.1	19	0	3	39	24	3	4	1	0	0.0	0	0	0	0	0	1	1	4	3	0	0						
at California	7	65	9.3	19	0	4	37	18	3	2	0	10	...	10	0	0	6	0	1	0	1	1	2	4	0					
TOTALS	86	1,011	11.8	89t	6	43	634	346	24	28	17	115	6.8	49t	5	7	70	6	8	7	8	24	25	28	11					

(Key: **FD**—first downs; **YAC**—yards after catch; **AC**—yards after contact; **DM**—defenders made miss; **BT**—broken tackles; **NT**—no tackle; **OB**—ran out of bounds; **#Tkl**—tackles)

- ▶ He missed three full games after being injured in the third quarter at Southern California.
- ▶ He was named a **Midseason All-American** (first-team) by the *Associated Press*, The Athletic, CBSSports.com, ESPN.com, ProFootballFocus.com and Rivals.com.
- ▶ His longest reception in each of CU's first five games went for a touchdown.
- ▶ He scored a touchdown in the first six games of the year before he was injured, at one time threatening the school record of **10** by **TB J.J. Flannigan**.
- ▶ His **11** touchdowns this fall have added to **302** yards, or **27.5** yards per (his six TD receptions have gone for a combined **247** yards, or **41.2** per).
- ▶ His **5** games with 10 or more receptions is a CU season record (old: 4, Nelson Spruce, 2014); he's tied for the second-most in a career (Spruce 7, Paul Richardson 5).
- ▶ In 2017 as a freshman, he became the 15th known Buffalo at the time to score a touchdown on his first collegiate touch (excluding defensive players), but statistically, *it wasn't an official touch*. Against Texas State, he scooped up an Isaiah Oliver fumble after the latter had returned a punt four yards; Shenault then ran **55** yards for a TD to open the scoring in what would be a 37-3 Colorado win. However, the NCAA does not score it as a fumble return but views it as an extension of a punt return, thus he was credited with no return for 55 yards, much like a lateral is scored (*full list of first touch scores on page 52*).

**SHENAULT CRACKED PRESTIGIOUS GROUP**

When he scored four touchdowns in CU's 28-21 win over Arizona State last October 6, **WR Laviska Shenault** joined a very exclusive group in CU history. He became the 15th different player to score four (or more) touchdowns in a single game. Only **TB Rashaan Salaam** did it twice (in his Heisman Trophy year in 1994). While Shenault was the first to score four with two rushing and two receiving, the standard still might be what HB Byron White did against Utah on a snow-covered field in a 31-7 win in Boulder in 1936: White scored on punt returns of 38 and 43 yards in the first quarter, scored on a 38-yard run in the second, and returned the second half kickoff 90 yards for a score (he also threw a TD pass for 50 yards and kicked one extra point). The 16 times Buffaloes crossed into the end zone for four-plus touchdowns (\*—includes three kick return touchdowns (two punt, one kickoff)):

**FOUR-PLUS TOUCHDOWN GAMES IN CU HISTORY (16)**

Date	Player	Opponent	TDs (Rush, Receive)	Date	Player	Opponent	TDs (Rush, Receive)
Nov. 23, 2001	Chris Brown	NEBRASKA	6 (6, 0)	Sept. 30, 1978	James Mayberry	NORTHWESTERN	4 (4, 0)
Nov. 26, 1925	Max Chamberlain	at Denver	4 (4, 0)	Nov. 18, 1989	J.J. Flannigan	at Kansas State	4 (4, 0)
Oct. 28, 1928	Bill Smith	COLORADO MINES	4 (4, 0)	Nov. 3, 1990	Eric Bieniemy	at Nebraska	4 (4, 0)
Oct. 19, 1935	Kayo Lam	COLORADO MINES	4 (4, 0)	Sept. 17, 1994	Rashaan Salaam	WISCONSIN	4 (4, 0)
Nov. 7, 1936	Byron White	UTAH	4* (1, 0)	Oct. 15, 1994	Rashaan Salaam	OKLAHOMA	4 (4, 0)
Oct. 9, 1954	John Bayuk	at Arizona	4 (4, 0)	Nov. 5, 2005	Lawrence Vickers	MISSOURI	4 (4, 0)
Oct. 11, 1958	Howard Cook	at Arizona	4 (4, 0)	Oct. 19, 2013	Michael Adkins	CHARLESTON SOUTHERN	4 (4, 0)
Sept. 20, 1969	Bobby Anderson	TULSA	4 (4, 0)	Oct. 6, 2018	Laviska Shenault	ARIZONA STATE	4 (2, 2)

**SHENAULT SECOND BUFF WR TO EARN FIRST-TEAM ALL-PAC-12 HONORS**

**WR Laviska Shenault** was named first-team All-Pac-12 by the league coaches on Dec. 4; he is just the second offensive player and fifth Buffalo overall to earn first-team honors since the Buffs joined the Pac-12 in 2011 (joining **WR Paul Richardson** in 2013, **DE Jimmie Gilbert** and **S Ryan Moeller** (all-purpose player) in 2016 and **CB Isaiah Oliver** in 2017). Shenault and Richardson are the only CU receivers to earn first-team all-conference honors since 1997, when WR Phil Savoy earned first-team All-Big 12 accolades; the Buffs had at least one for six straight seasons from 1992-97 between the Big 8 and Big 12. Shenault finished the 2018 season with 86 receptions for 1,011 yards and six touchdowns. He also added 17 rushes for 115 yards and five touchdowns on the ground. Missing three-and-a-half games due to injury and playing the last three games of the season at less than 100 percent, he still managed to lead the nation in receiving at 9.6 receptions per game, exactly 1.0 reception per game more than any other player in the country.

► In 2018, Shenault was the only player in the nation to score at least five touchdowns via both rushing and receiving. He's the second player in CU history to accomplish that feat alongside **WR Mike Pritchard**, who did so in 1990 aided by playing the season-opening Tennessee game at tailback and rushing 20 times for 217 yards and two touchdowns.

**PUNT COVERAGE & PROTECTION**

The opponent has been held under 100 punt return yards in each of the last two seasons: opponents had 19 returns for 89 yards last year, and 15 for 75 in 2017; thus, the two-year total was 164 yards on 34 returns, or 4.82 per. You have to go back to 1997 to find the previous season when the opponent had less than 100 punt return yards (18 for 88), and all the way back to 1970 (10 for 54) and 1971 (11 for 77) for the last time CU held the enemy to under 100 yards two seasons in a row.

► CU had **64** punts in 2018 with none blocked, the 29th season since 1946 the Buffaloes did not have one blocked. The 64 punts without one rank seventh for the most punts in a season without at least one blocked, trailing 1949 (77), 2012 (76), 1984 (72), 1979 (71), 2004 (68) and 2014 (65).

**STATISTICALLY SPEAKING**

Here's where the Buffs ranked statistically in select categories in the Pac-12 and the NCAA in 2018:

**TEAM**

Pac12	NCAA	Category	Stat	Pac12	NCAA	Category	Stat	Pac12	NCAA	Category	Stat
9th	99th	RUSHING OFFENSE	143.0	6th	44th	RUSHING DEFENSE	145.6	8th	76th	PUNT RETURNS	7.9
4th	45th	PASSING OFFENSE	249.6	7th	74th	PASSING DEFENSE	234.7	6th	57th	KICKOFF RETURNS	20.7
8th	74th	TOTAL OFFENSE	392.6	5th	52nd	TOTAL DEFENSE	380.3	7th	55th	NET PUNTING	37.9
11th	101st	3rd DOWN EFFICIENCY	36.1	4th	40th	3rd DOWN EFF DEFENSE	36.6	8th	90th	TURNOVER MARGIN	-0.33
7th	79th	SCORING OFFENSE	27.1	9th	70th	SCORING DEFENSE	27.3	7th	74th	TIME OF POSSESSION	29:37

**INDIVIDUAL (Top 25 in conference or top CU leader; players must meet NCAA minimum of 75% of team's games; \*—if had enough attempts to qualify)**

Rushing	Pac-12	NCAA	Yds/Gm	Receptions	Pac-12	NCAA	No./Gm	Punting	Pac-12	NCAA	Avg.
Travon McMillian	6th	50th	84.1	Laviska Shenault	1st	1st	9.6	Davis Price	9th	97th	38.4
Passing Yards	Pac-12	NCAA	Yards	K.D. Nixon	15th	80th	4.7	Punt Returns	Pac-12	NCAA	Avg.
Steven Montez	6th	40th	2,849	Receiving Yards	Pac-12	NCAA	Yards	Ronnie Blackmon	4th	28th	8.7
Passing Efficiency	Pac-12	NCAA	Rating	Laviska Shenault	4th	33rd	1,011	Kickoff Returns	Pac-12	NCAA	Avg.
Steven Montez	8th	59th	135.8	Laviska Shenault	4th	33rd	1,011	None			
Completion Pct.	Pac-12	NCAA	Rating	Receiving Yards (Avg.)	Pac-12	NCAA	Yds/Gm	Quarterback Sacks	Pac-12	NCAA	Avg./Gm
Steven Montez	4th	26th	64.7	Laviska Shenault	1st	4th	112.3	Mustafa Johnson	1st	42nd	0.63
Total Offense	Pac-12	NCAA	Yds/Gm	K.D. Nixon	13th	112th	57.8	Carson Wells	10th		0.38
Steven Montez	4th	38th	257.3	Scoring	Pac-12	NCAA	Pts/Gm	Interceptions	Pac-12	NCAA	Avg./Gm
Travon McMillian	18th	172nd	84.1	Laviska Shenault	5th	58th	7.3	Nate Landman	13th		0.17
All-Purpose	Pac-12	NCAA	Yds/Gm	Field Goal Pct.	Pac-12	NCAA	Pct.	Passes Defended	Pac-12	NCAA	Avg./Gm
Laviska Shenault	5th	26th	125.1	None				None			
Travon McMillian	10th	104th	93.9	Field Goals	Pac-12	NCAA	FG/Gm	Tackles (CU uses coaches' video)			
				None							

**COLORADO IN THE POLLS – 2019 WEEK-BY-WEEK**

A look at where Colorado has placed weekly in each of the three major polls in 2018 (the College Football Playoff committee first released its weekly rankings on Tuesday, Oct. 30; RV—denotes received votes; number is place outside top 25):

Poll	PS	9/03	9/08	9/15	9/22	9/29	10/06	10/13	10/20	10/27	11/03	11/10	11/17	11/24	12/01	Final
Associated Press	---															
USA Today Coaches	---															
FWAA-NFF Super 16	---															
CFP Committee Poll	N/A	---	---	---	---	---	---	---	---	---	---	---	---	---	---	

**IN THE POLLS / SOME HISTORY**

Colorado was last ranked on Oct. 13, 2018 (No. 25 in the USA Today/Coaches poll), and was last in the AP poll on Oct. 6, 2018 (No. 19; the Buffs were a season-high No. 18 the same day in the coaches ballot). The Buffs were not ranked in 2017, and had climbed to as high as No. 9 in both polls (twice) in 2016; CU had not been ranked previous to '16 since 2005. Colorado owns the ninth longest streak of all-time, as from the 1989 preseason poll through the fifth week of 1997, CU had a run of **143** consecutive weeks in the AP poll. CU has now been ranked **304** times in its history, the 26th most all-time (Georgia Tech is 25th with 307), and has finished in the top four on four occasions, tied for 22nd most (the College Football Playoff includes the top four teams; only USC, with 12, has more than CU from the Pac-12).

**45 WINS OVER AP RANKED TEAMS 20TH BEST SINCE '89**

CU's **45** wins over *Associated Press* ranked teams dating back to the 1989 season (when the AP expanded to a top 25) are the 20th most in the nation in this time frame (30 seasons). Through the 2018 season, Alabama has the most (95), followed by Ohio State (89), Florida State (83), Florida (79), LSU (75), Michigan (71), Oklahoma (70), Southern Cal (69), Miami, Fla. (61), Georgia (60), Tennessee (60), Texas (59), Auburn (58), Clemson (57), Notre Dame (57), Oregon (55), Penn State (52), Washington (52), UCLA (51), Michigan State (47), Nebraska (47) and **Colorado (45)**. All-time, Colorado's **68** wins over ranked teams are tied for the 23rd most in history. **Since 1989, CU has played the seventh most ranked teams in the nation (135, with a record of 45-88-2)**, trailing only Alabama 153 (95-57-1), Florida (152: 79-72-1), LSU (150: 75-75), Ohio State 142 (89-50-3), Michigan 141 (71-68-2) and Florida State 136 (83-53).

- CU is **2-31** against ranked teams since a 34-30 win versus No. 17 Kansas in Boulder on Oct. 17, 2009 (the wins over #20 WSU and #21 Utah in 2016).
- CU's last win over a top 5 or 10 team was on Sept. 29, 2007: a 27-24 win over No. 3 Oklahoma in Boulder.
- **Note:** In 2016, ASU was ranked #24 in the *USA Today/Coaches* poll when CU defeated it, 40-16; but all historical records are solely against those teams ranked by the AP.
- The Buffs have still lost **29** straight road games against ranked opponents, with the last win a 31-17 over UCLA at the Rose Bowl in 2002.

**1,000 / 1,000**

Prior to 2018, in school history there had been 16 1,000-yard rushing seasons and nine 1,000-yard receiving season, but never both in the same season until last year. **WR Laviska Shenault** had 1,011 receiving and **TB Travon McMillian** 1,009 to become the first duo to do in the same season. Shenault's average of 11.8 tied for the eighth-best of the now 10 1,000-yard receiving years, while McMillian's 5.02 norm was the 13th-best of the thousand yard runners.

**700 CLUB**

With the 44-28 win over California in 2017, Colorado became the 25th school to reach the 700-win mark; the Buffs have an all-time record of **705-505-36** (.580 winning percentage). In addition to being 25th on the all-time win list, CU is 36th in winning percentage (29th for schools with 1,000 or more games played in the FBS). The top 30 in all-time wins through games of August 24:

Team	Years	Games	Won	Lost	Tied	Pct.	Team	Years	Games	Won	Lost	Tied	Pct.	Team	Years	Games	Won	Lost	Tied	Pct.
1 Michigan	139	1,331	<b>953</b>	342	36	.730	11 Georgia	125	1,296	<b>819</b>	423	54	.653	20 Florida	112	1,183	<b>724</b>	418	40	.629
2 Ohio State	129	1,289	<b>911</b>	325	53	.727	12 LSU	125	1,259	<b>797</b>	415	47	.652	22 Syracuse	129	1,308	<b>719</b>	540	49	.568
3 Texas	126	1,311	<b>908</b>	370	33	.705	13 Auburn	126	1,255	<b>767</b>	441	47	.630	23 Arkansas	125	1,259	<b>715</b>	504	40	.584
4 Alabama	124	1,277	<b>905</b>	329	43	.726	14 West Virginia	126	1,292	<b>750</b>	497	45	.598	24 Navy	138	1,336	<b>711</b>	568	57	.554
5 Notre Dame	130	1,263	<b>897</b>	324	42	.727	15 Clemson	123	1,248	<b>744</b>	459	45	.614	25 <b>COLORADO</b>	129	1,249	<b>705</b>	508	36	.579
5 Oklahoma	124	1,275	<b>897</b>	325	53	.724	15 Virginia Tech	125	1,262	<b>743</b>	473	46	.607	25 Wisconsin	130	1,253	<b>705</b>	495	53	.584
7 Nebraska	129	1,324	<b>896</b>	388	40	.692	17 Texas A&M	124	1,270	<b>741</b>	481	48	.602	27 Michigan State	122	1,204	<b>701</b>	459	44	.600
8 Penn State	132	1,317	<b>886</b>	390	41	.688	18 Georgia Tech	126	1,280	<b>735</b>	502	43	.591	28 Minnesota	135	1,261	<b>695</b>	522	44	.569
9 USC	125	1,239	<b>839</b>	346	54	.699	19 Washington	129	1,232	<b>733</b>	449	50	.615	29 North Carolina	128	1,287	<b>691</b>	542	54	.558
10 Tennessee	122	1,281	<b>838</b>	390	53	.675	20 Pittsburgh	129	1,301	<b>724</b>	535	42	.573	30 Miami-Ohio	130	1,196	<b>690</b>	462	44	.595

**CHIV'S "COACHED" A HATRICK**

**Darrin Chiaverini** finished his second year as CU's co-offensive coordinator and wide receivers coach. During his 36 games to date, he's coached three players who have passed him on CU's all-time receiving yards list. **WR Shay Fields** passed him as a junior in 2016, while seniors **WR Devin Ross** and **WR Bryce Bobo** did so in 2017. And now a fourth, **WR Laviska Shenault**, lurks just behind with 1,079:

Rk	Player (Seasons)	No.	Yards	Avg.	TD	Rk	Player (Seasons)	No.	Yards	Avg.	TD
2	Shay Fields (2014-17)	190	2,552	13.4	21	18	Darrin Chiaverini (1995-98)	97	1,199	12.4	6
11	Bryce Bobo (2014-17)	150	1,638	10.9	10	20	Laviska Shenault (2017-19)	93	1,179	12.7	6
12	Devin Ross (2013-17)	140	1,626	11.7	9						

**O-LINE NOTES.** Colorado has three starters returning on the offensive line (**Tim Lynott, Jr.**; **Colby Pursell**; **Will Sherman**); that's tied with several schools but only 12 have more (led by Auburn, Boise State and Iowa State all with five). With Pursell moving from center to guard and Lynott from guard to center, eight other schools are doing the latter and four the former (no Pac-12 schools).



**OPENING DEPTH CHART NOTES**

The Buffs released their season-opening depth chart on August 22, and for the fifth time in the last seven seasons, CU has more underclassmen than upperclassmen listed. Of the approximately 55 players who figure to see action from scrimmage, 32 are underclassmen (16 freshman, 16 sophomores).

► In both 2016 and 2017, CU did not start a true freshman in any game over the course of the season; that had not happened since 2005.

**SEASON OPENERS: UNDERCLASSMEN STARTERS**

The depth is always fluid leading up to the first game, but with nine underclassmen atop the August 22 depth chart, if that were to hold, for the second straight year that many would start the opener. In 2018, it marked the fifth time since 1995 that three freshmen cracked the opening day starter list; the most was four in 2007 (when six underclassmen started in the opener). A look at the most underclassmen starters for the Buffaloes over the last 25 seasons:

Season	Fr.	So.	Total
2014	3	9	12
2009	3	8	11
2018	3	6	9
2003	1	7	8
2004	1	7	8
2008	1	7	8
2012	2	6	8

**THAT REDSHIRT RULE**

Beginning with the 2018 season, incoming freshmen can now play in up to four games but not lose a year of eligibility; this also applies to anyone else on the roster. In any year they play in four games or less, they get the year back (and the four can be at any point during the season; they do not have to be the first four games). Also if a player redshirts as a true freshman and then suffers a season-ending injury within the first four games of another season, he's now eligible for a sixth-year without having to lose two years to injuries and go through the old petition process. A perfect example would be **Derek McCartney**, who redshirted as a true freshman in 2013, and was injured in game three of his fourth-year (2016); he would have been awarded a sixth-year of eligibility under this rule change.

If this new rule above had been permanently in place since freshmen were allowed to play, here are some notable Buffaloes that would have earned a full season back due to either playing in four games or less at some point in their career due to injury, and others who once played, were simply inserted at the end of games over the course of the season when the outcomes had already been decided (assuming the four-game maximum would have applied in 11-game seasons prior to 2006; \*—denotes true freshman):

<b>WR *Dave Logan, 1972</b>	Debuted late in week two in a 56-14 win over Cincinnati, when he had his lone reception of the year. He was on the travel squad, but appeared just a couple of more times.
<b>TB *James Mayberry, 1975</b>	Appeared late in several games, had 16 rushing attempts and one reception.
<b>DT George Smith, 1982</b>	Injured in the fourth game of the year, he had 34 tackles, four for losses when he was lost for the year.
<b>WB *Mike Pritchard, 1987</b>	Appeared in six games and 17 rushes and threw seven passes.
<b>QB *Darian Hagan, 1988</b>	Appeared in five games (plus the Freedom Bowl), had 38 rushes and threw seven passes.
<b>QB *Vance Joseph, 1990</b>	Appeared in four games, had 13 rushes and threw seven passes (and was next in line to play in the '91 Orange Bowl).
<b>QB *Kordell Stewart, 1991</b>	Appeared in two games, had 18 rushes and threw two passes.
<b>QB *Koy Detmer, 1992</b>	Pressed into duty to rally CU over Minnesota in game three, started two others and appeared in seven overall; but he was also injured early in the fourth game in 1995, so either would have applied.
<b>ILB Jashon Sykes, 2001</b>	Injured in the fourth game of the year, he had already racked up 33 tackles and 3½ sacks
<b>QB *Joel Klatt, 2002</b>	Played three snaps late against Baylor in game seven, appeared in a handful of others after, including on the punt team.
<b>OLB Derek McCartney, 2016</b>	Had already utilized his redshirt year, so when lost for the season with a torn ACL in game three at Michigan, he lost that year.

And there were several players in 1984, when CU resurrected its junior varsity team for one year; several played in the three JV games and then saw some time afterward in some of the last six varsity games. These included **WR Lance Carl**, **ILB Don DeLuzio**, **TB Dion Dyson**, **TE/P Keith English**, **WR Drew Ferrando**, **QB Mark Hatcher**, **P Barry Helton**, **TB Sam Smith**, **CB David Tate** and **FB Anthony Weatherspoon**.

**AND WHO BENEFITTED? SEVEN BUFFS**

There were seven Buffaloes who benefitted from the NCAA's new redshirt which permits players to play in up to four games and not lose a year of eligibility provided they had a redshirt year available to them (no fifth-year seniors played in four games or less who were lost for the season due to injury, as exceptions could have been made in those instances). Those players, with the games they appeared in parenthesis (\*—no longer on team): **OLB Jacob Callier** (4), **PK Tyler Francis** (2), **P Alex Kinney** (4), **PK Evan Price** (2), **WR Dimitri Stanley** (3), **DB \*L.J. Wallace** (1) and **ILB \*Jake Yurachek** (1).

This is the third straight year CU opens with four of its first five games in the state of Colorado; it's fairly common for the Buffs, as this is the 19th time CU will leave the state just once in the first five games dating back to the 1978 season.

**MONTEZ /QUICKLY**

Sophomore **QB Steven Montez** is **12-15** as CU's starting quarterback (2-1 in 2016, 5-7 in 2017, 5-7 in 2018). Some Montezbits:

- ▶ Montez opened **5-1** as a starter was the best by a CU quarterback since **Mike Moschetti** opened **5-0** in 1998 (he went on to be 5-1, 6-1, 6-2, 6-3 and 7-3); Moschetti was the last to open 6-1 (along with **John Hessler** in 1995, who went on to be 8-1 in his first nine games as starter from 1995-97).
- ▶ He has started **27** games at quarterback: that's seventh all-time at CU, and is the fourth-most in the last 20 seasons.
- ▶ He has started **24** consecutive games at the position; that only trails **Gale Weidner** (31, 1959-61, including the '62 Orange Bowl) and **Kordell Stewart** (28, 1992-94, including three bowls); he passed **Bill Solomon** (22, 1978-79) and **Joel Klatt** (19, 2004-05) to crack the top five.
- ▶ In two season openers against Colorado State (having all spring and fall camp to think about it), he has completed **43-of-54** passes for **540** yards (5 TD/3 INT) for a rating of 128.5. His **88.0** completion percentage in the 2018 opener (**22-of-25**) was a school record for 20- and 25-plus attempts and thus was by far a career-best, topping his previous best of 72.4 (21-of-29), which was set against the Rams in 2017. Combined versus CSU, he is **19-of-25** on first downs (for 195 yards), **14-of-18** for 121 yards on second down and **10-of-11** for 224 yards on third down.
- ▶ He is the fifth player in school history to throw for **6,000** career yards (**6,841**; the fourth to do it this millennium; three have thrown for 7,000-plus).
- ▶ He is also the fifth player in school history to accumulate **7,000** yards of total offense (**7,648**; only one has reached 8,000—Sefo Liufau, with 10,509).
- ▶ He has **13** career games of 300-plus yards total offense; tying the school record of 13 by QB Sefo Liufau (2013-16).
- ▶ He is third at Colorado with **46** career touchdown passes (Sefo Liufau and Cody Hawkins lead with 60; Joel Klatt also had 44).
- ▶ He has engineered **3** fourth quarter comebacks, all on the road: at Oregon in 2016, at Oregon State in 2017, at Nebraska in 2018.
- ▶ He was the first Buffalo quarterback to throw a TD pass on his first career passing since **Joe Dowler** did so back in 1959. Montez hit **WR Kabion Ento** on a 69-yard scoring strike in the second quarter in his first appearance in the second game of the 2016 season (against Idaho State). Dowler had done it on Oct. 3, 1959 at Oklahoma, a 15-yard TD pass to Kirk Campbell in a 42-12 loss to the Sooners.

**TAKING THE WORLD BY STORM**

**QB Steven Montez** had quite a debut as CU's starter subbing for an injured Sefo Liufau at Oregon (Sept. 24, 2016). In leading the Buffs to a 41-38 win, he arguably had the best first game as a starter in school history. He completed 23 of 32 passes for 333 yards (3 TD/2 INT), for a passer rating of 177.7 and also had 21 rushes for 135 yards (6.4 per), with a touchdown and a long run of 32 yards. It all added up to 468 yards of total offense and 23 first downs earned (8 rush/15 passing). He received seven different national and/or conference accolades for his efforts, as well as:

- He enjoyed the fifth-best game in a quarterback's first start at Colorado in terms of passing yards, but the best in total offense (*see charts below*).
- His 135 yards rushing were the most in a debut by a starting Buff QB (topping the 116 by Darian Hagan vs. Texas in 1989) and is the 10th most in any game all-time at Colorado by a quarterback (and the first 100-yard game by a quarterback since Nov. 4, 2006 when Bernard Jackson had 105 against Kansas State).
- His 468 yards of total offense were the fourth-most in a single-game in Colorado history.
- It was the first-ever 300 passing/100 rushing game in CU history and just the second 200/100 game (Stewart had 205/143 vs. Notre Dame in the '95 Fiesta Bowl).
- His 14 straight completions in the first half tied for the second-most in school history (trailing 15 by Mike Moschetti over two games in 1999); it matched the most in one game (Koy Detmer, 14 at Colorado State in 1996).

**Most Yards Passing / CU Quarterback Debut**

Yards	(A-C-I, TD)	Player	Opponent	Date	Result
418	(50-33-5, 2)	Koy Detmer	Oklahoma	10/24/1992	T, 24-24
409	(36-21-1, 4)	Kordell Stewart	Colorado State	9/05/1992	W, 37-17
402	(34-21-0, 4)	Joel Klatt	Colorado State (Denver)	8/30/2003	W, 42-35
348	(34-24-0, 5)	John Hessler	at Oklahoma	9/30/1995	W, 38-17
<b>333</b>	<b>(32-23-2, 2)</b>	<b>Steven Montez</b>	<b>at Oregon</b>	<b>9/24/2016</b>	<b>W, 41-38</b>
257	(32-21-0, 3)	Mike Moschetti	Colorado State (Denver)	9/05/1998	W, 42-14

**Most Total Offense / CU Quarterback Debut**

Yards (Pass, Rush)	Player	Opponent	Date	Result
<b>468 (333, 135)</b>	<b>Steven Montez</b>	<b>at Oregon</b>	<b>9/24/2016</b>	<b>W, 41-38</b>
430 (409, 21)	Kordell Stewart	Colorado State	9/05/1992	W, 37-17
396 (418, -22)	Koy Detmer	Oklahoma	10/24/1992	T, 24-24
392 (402, -10)	Joel Klatt	Colorado State (Denver)	8/30/2003	W, 42-35
270 (257, 13)	Mike Moschetti	Colorado State (Denver)	9/05/1998	W, 42-14

**MONTEZ THE 12TH FRESHMAN AT COLORADO TO START A GAME AT QUARTERBACK**

**QB Steven Montez** became just the 12th freshman in school history to start a game at quarterback at Colorado (the sixth redshirt frosh to do so). He had the second-most passing yards by a freshman in a starting debut at CU quarterback. A closer look at every freshman's first career start at CU (\*—denotes redshirt freshman):

**FRESHMAN PERFORMANCES, FIRST CAREER START AT COLORADO**

Quarterback	Date	Opponent	Result	Passing
Randy Essington	10/18/80	at Missouri	L 7-45	22-11-1, <b>58</b> , 0 td
*Steve Vogel	10/24/81	at Iowa State	L 10-17	16-12-0, <b>89</b> , 0 td
Marc Walters	11/22/86	at Kansas State	W 49-3	4-4-0, <b>111</b> , 1 td
Koy Detmer	10/17/92	OKLAHOMA	T 24-24	50-33-5, <b>418</b> , 2 td
*Zac Colvin	10/23/99	at Iowa State	W 16-12	23-14-1, <b>116</b> , 1 td
Craig Ochs	10/07/00	at Texas A&M	W 26-19	25-15-0, <b>239</b> , 1 td

Quarterback	Date	Opponent	Result	Passing
*Cody Hawkins	9/01/07	Colorado State (Denver; OT)	W 31-28	31-18-1, <b>201</b> , 2 td
Tyler Hansen	10/25/08	at Missouri	L 0-58	16-12-0, <b>72</b> , 0 td
*Nick Hirschman	10/29/11	at Arizona State	L 14-48	7-4-0, <b>52</b> , 0 td
Sefo Liufau	10/19/13	CHARLESTON SOUTHERN	W 43-10	20-14-0, <b>198</b> , 1 td
*Cade Apsay	11/21/15	at Washington State	L 3-27	40-26-2, <b>238</b> , 0 td
<b>*Steven Montez</b>	<b>9/24/16</b>	<b>at Oregon</b>	<b>W 41-38</b>	<b>32-23-2, 333, 3 td</b>

**THE "RUSHING/PASSING" QB'S**

Montez is a two-way threat with his arm and his legs, as evidenced by being the first 300/100 player in CU history (300 yards passing/100 rushing in the same game). He's cracked CU's list of all-time rushing yards by quarterbacks (adjusted to allow for sacks; \*—Anderson switched to tailback in the third game of the 1969 season):

Rk	Player (Seasons)	Gross Att-Yards	Sacked/Yds Lost	Adjusted Att	Yards	Avg.	TD
1	Darian Hagan (1988-91).....	489-2,007	42/264	447	<b>2,271</b>	5.08	27
2	Byron White (1935-37).....	342-1,864	?	342	<b>1,864</b>	5.45	22
3	*Bob Anderson (1967-69).....	390-1,580	24/162	366	<b>1,742</b>	4.76	20
4	Kordell Stewart (1991-94).....	302-1,289	55/451	247	<b>1,740</b>	7.04	15
5	Mark Hatcher (1984-87).....	375-1,470	16/ 95	359	<b>1,565</b>	4.36	16

Rk	Player (Seasons)	Gross Att-Yards	Sacked/Yds Lost	Adjusted Att	Yards	Avg.	TD
6	Sefo Liufau (2013-16).....	368- 941	71/441	297	<b>1,382</b>	4.65	12
7	<b>Steven Montez (2016-19)....</b>	<b>277- 807</b>	<b>73/466</b>	<b>204</b>	<b>1,273</b>	<b>6.24</b>	<b>8</b>
8	David Williams (1973-75).....	276- 959	32/251	244	<b>1,210</b>	4.96	12
9	Sal Aunese (1987-88).....	235-1,009	18/102	217	<b>1,111</b>	5.12	14
10	Tyler Hansen (2008-11).....	279- 478	82/617	197	<b>1,095</b>	5.56	8

**BREAKING DOWN THE EL PASO MAN**

**QB Steven Montez** enjoyed a fine junior season. Here's how his numbers broke down by downs and by quarters:

By Down	Att-Com-Int	Pct.	Yards	att. comp.	TD	Long	Sacked	Rating
First .....	149-109- 1	73.2	1070	7.2 9.8	4	57t	8/47	141.0
Second .....	143- 89- 3	62.2	1029	7.2 11.6	9	57t	11/64	139.3
Third .....	100- 59- 5	59.0	744	7.4 12.6	6	89t	11/73	131.3
Fourth .....	7- 1- 0	14.3	6	1.0 6.0	0	6	0/ 0	21.4
<b>Totals .....</b>	<b>399-258- 9</b>	<b>64.7</b>	<b>2849</b>	<b>7.1 11.0</b>	<b>19</b>	<b>89t</b>	<b>30/184</b>	<b>135.8</b>

By Quarter	Att-Com-Int	Pct.	Yards	att. comp.	TD	Long	Sacked	Rating
First .....	94- 72- 2	76.6	704	7.5 9.8	7	57t	6/29	159.8
Second .....	111- 75- 4	67.6	831	7.5 11.1	5	57t	11/66	138.1
Third .....	98- 62- 1	63.3	753	7.7 12.1	6	89t	6/38	146.0
Fourth .....	92- 48- 2	52.2	540	5.9 11.3	1	53	6/48	100.7
Overtime .....	4- 1- 0	25.0	21	5.3 21.0	0	21	1/ 3	77.5
<b>Totals .....</b>	<b>399-258- 9</b>	<b>64.7</b>	<b>2849</b>	<b>7.1 11.0</b>	<b>19</b>	<b>89t</b>	<b>30/184</b>	<b>135.8</b>

**MONTEZ AT FOLSOM (NEUTRAL & ROAD)**

Steven Montez has appeared **15** times in games at Folsom Field, and generally has played very well; he owns a rating of **152.3**. He has started 13 of the 15 games (indicated by an \*), and CU is **9-6** overall in games he has appeared in at Folsom:

Date	Opponent	Att-Com-Int	Pct.	Yards	TD	50+	20+	Rating
9/10/16	Idaho State	W 10- 6-0	60.0	117	2	1	1	224.3
10/01/16	*Oregon State	W 27-19-0	70.4	293	3	2	5	198.2
11/03/16	UCLA	W 3- 1-1	33.3	17	0	0	0	14.3
9/09/17	*Texas State	W 31-19-0	61.3	299	1	0	5	153.0
9/16/17	*N. Colorado	W 41-29-1	70.7	357	4	0	5	171.2
9/23/17	*Washington	L 27-21-3	77.8	171	0	0	2	108.8
10/07/17	*Arizona	L 32-19-0	59.4	251	3	0	2	156.2
10/28/17	*California	W 26-20-0	76.9	347	3	1	6	227.1
11/11/17	*USC	L 49-27-2	55.1	376	2	2	4	124.9
9/15/18	*New Hampshire	W 19-14-1	73.7	166	1	1	2	153.9

Date	Opponent	Att-Com-Int	Pct.	Yards	TD	50+	20+	Rating
9/28/18	*UCLA	W 26-22-0	84.6	237	1	1	3	173.9
10/06/18	*Arizona State	W 33-24-0	72.7	328	2	1	8	176.2
10/27/18	*Oregon State	L 39-24-0	61.5	319	2	0	5	147.2
11/10/18	*Washington St.	L 35-20-0	57.1	199	0	0	1	104.9
11/17/18	*Utah	L 22-13-1	59.1	84	0	0	0	82.1
<b>Home Games (15)</b>		<b>(9-6)</b>	<b>419-278- 9</b>	<b>66.3</b>	<b>3561</b>	<b>24</b>	<b>9 50</b>	<b>152.3</b>
<b>Neutral Sites (3)</b>		<b>(1-2)</b>	<b>50- 30- 3</b>	<b>60.0</b>	<b>323</b>	<b>1</b>	<b>0 4</b>	<b>108.9</b>
<b>Road Games (13)</b>		<b>(3-10)</b>	<b>438-257-10</b>	<b>58.7</b>	<b>2957</b>	<b>21</b>	<b>4 34</b>	<b>126.6</b>
<b>CAREER TOTALS (31)</b>		<b>(13-18)</b>	<b>907-565-22</b>	<b>62.3</b>	<b>6841</b>	<b>46</b>	<b>13 88</b>	<b>137.5</b>

**THE 100 CLUB**

**QB Steven Montez** set the school record for the most passing attempts without an interception with **172** over a seven-game span in 2017; it only ended on the last play of the game at Arizona State, when he was picked off on a batted ball in the end zone on "Hail Mary" thrown. It was the ninth streak of 100 passes or more in Colorado history (and he was the seventh different quarterback to do it). The 172-game streak was the **longest active streak** in the nation at the time, as the two ahead of him on the list were picked off the week before (N.C. State's Ryan Finley saw his streak end at 340 and San Diego State's Christian Chapman's ended at 168). His last pick had been a third quarter interception against No. 7 Washington on Sept. 23.

► During the streak, he was 100-of-172 for 1,391 yards and 10 touchdowns (58.1 completion percentage, 145.3 rating).

► He finished with 18 touchdowns against nine interceptions for the season. The most attempts without an interception in CU history:

172	Steven Montez (seven games, Sept. 23-Nov. 4, 2017)
152	Sefo Liufau (nine games, Nov. 13, 2015 to Nov. 3, 2016)
139	Joel Klatt (five games, Oct. 15 to Nov. 12, 2005)
131	Tyler Hansen (four games, Sept. 3 to Oct. 1, 2011)
118	Sefo Liufau (five games, Sept. 3 to Oct. 3, 2015)
114	Cody Hawkins (four games, Oct. 9 to Nov. 6, 2010)

107	Sefo Liufau (four games, Oct. 10-31, 2015)
104	Craig Ochs (four games, Oct. 14 to Nov. 4, 2000)
100	John Hessler (six games, Sept. 2 to Oct. 7, 1995)

82	Steven Montez (three games, Oct. 20 to Nov. 2, 2018)
80	Steven Montez (three games, Aug. 31 to Sept. 15, 2018)

**TDS, PICKS AND THROWS**

**QB Steven Montez** threw 18 touchdown passes in 2017, tied for the seventh-most in a single season in school history. Of course, that can be dependent on the number of throws. For those 10 seasons where a quarterback threw at least 15 TD passes, his percentage was the second-lowest at 4.77; but he countered that by have the best interception percentage among the group, at just 2.39 percent. So his 2-to-1 ratio of 18 TD passes to nine picks also played out in the percentages, which only Joel Klatt (2003), John Hessler (1995) and Mike Moschetti (1998) bettered. A closer look:

Quarterback	Season	Class	Att	TD	Pct.	Int	Pct.
Sefo Liufau	2014	Soph.	498	28	5.62	15	3.01
Koy Detmer	1996	Sr.	363	22	6.06	12	3.31
Joel Klatt	2003	Soph.	358	21	5.87	10	2.79
John Hessler	1995	Soph.	266	20	7.52	9	3.38
Tyler Hansen	2011	Sr.	412	20	4.85	11	2.67
Cody Hawkins	2007	Fr-RS	424	19	4.48	15	3.54

Quarterback	Season	Class	Att	TD	Pct.	Int	Pct.
Steven Montez	2018	Jr.	399	19	4.76	9	2.26
Steven Montez	2017	Soph.	377	18	4.77	9	2.39
Mike Moschetti	1999	Sr.	331	18	5.44	12	3.63
Cody Hawkins	2008	Soph.	320	17	5.31	10	3.13
Mike Moschetti	1998	Jr.	276	15	5.43	7	2.54

**MONTEZ ALREADY IN ELITE COMPANY**

**QB Steven Montez** has already set a significant CU record with three career 400-yard total offense games. He had two in 2017, tying Mike Moschetti for the most in a single season. The list of all 14 games with 400-plus at Colorado:

Yds	(pass,rush)	Player	Opponent	Date
527	(455,72)	Sefo Liufau	at California (2 OT)	Sept. 27, 2014
500	(465,35)	Mike Moschetti	San Jose State	Sept. 11, 1999
500	(474,25)	Tyler Hansen	California (OT)	Sept. 10, 2011
468	(333,135)	Steven Montez	at Oregon	Sept. 24, 2016
457	(457,0)	Koy Detmer	at Missouri	Nov. 2, 1996
453	(345,108)	Sefo Liufau	Washington State	Nov. 19, 2016
446	(382,64)	Mike Moschetti	Oklahoma	Oct. 30, 1999

Yds	(pass,rush)	Player	Opponent	Date
430	(426,4)	Koy Detmer	NE Louisiana	Sept. 16, 1995
430	(409,21)	Kordell Stewart	Colorado State	Sept. 5, 1992
429	(336,93)	Craig Ochs	Oklahoma State	Oct. 28, 2000
425	(357,68)	Steven Montez	Northern Colorado	Sept. 16, 2017
424	(419,5)	Joel Klatt	Kansas (OT)	Oct. 11, 2003
416	(376,40)	Steven Montez	Southern California	Nov. 11, 2017
408	(400,8)	Connor Wood	Colorado State (Denver)	Sept. 1, 2013

**QB STARTER STATS**

Montez has an opportunity to move up the all-time Colorado charts in quarterback starts as well as wins. A closer look:

**MOST STARTS**

Quarterback	Seasons	Starts	Record	Pct.
Sefo Liufau	2013-16	40	16-24	.400
Darian Hagan	1988-91	35	28-5-2	.829
Joel Klatt	2002-05	34	19-15	.559
Kordell Stewart	1991-94	33	27-5-1	.833
Gale Weidner	1959-61	31	20-11	.645
Cody Hawkins	2007-10	28	11-17	.393
<b>Steven Montez</b>	<b>2015-18</b>	<b>27</b>	<b>12-15</b>	<b>.444</b>
Mark Hatcher	1984-87	25	13-12	.520

**MOST WINS**

Quarterback	Seasons	Starts	Record	Pct.
Darian Hagan	1988-91	35	28-5-2	.829
Kordell Stewart	1991-94	33	27-5-1	.833
Gale Weidner	1959-61	31	20-11	.645
Joel Klatt	2002-05	34	19-15	.559
Ken Johnson	1971-73	23	17- 6	.739
Sefo Liufau	2013-16	40	16-24	.400
Koy Detmer	1992-96	18	14-3-1	.806
Bobby Anderson	1967-69	23	14- 9	.609

Quarterback	Seasons	Starts	Record	Pct.
David Williams	1972-75	23	14- 9	.609
Mike Moschetti	1998-99	23	14- 9	.609
Sal Aunese	1987-88	19	13- 6	.684
Mark Hatcher	1984-87	25	13-12	.520
<b>Steven Montez</b>	<b>2015-18</b>	<b>27</b>	<b>12-15</b>	<b>.444</b>

**DISSECTING MONTEZ**

An across the board look at Montez' numbers in 2018:

	PASSING			Incompletion Breakdown-----													RUSHING						
Opponent	Att	Com	Int	Pct.	Yds	TD	FD	Long	Rating	TOT	TA	DR	INT	BU	M	RF	HT	Att	Yds	Avg.	TD	FD	Long
Colorado State	25	22	-1	88.0	338	4	11	89t	246.8	3	0	2	1	0	0	0	1	3	34	11.3	1	1	38t
Nebraska	50	33	-0	66.0	351	3	16	40t	144.8	17	3	2	0	3	8	1	6	11	-7	-0.6	0	2	16t
New Hampshire	19	14	-1	73.7	166	1	7	53	153.9	5	0	0	1	1	3	0	2	4	0	0.0	0	1	10t
UCLA	26	22	-0	84.6	237	1	11	57t	173.9	4	1	1	0	0	2	0	1	11	81	7.4	1	4	35t
Arizona State	33	24	-0	72.7	328	2	12	51	176.2	9	3	0	0	1	5	0	3	3	17	5.7	0	2	12t
Southern Cal	47	26	-1	55.3	170	0	19	51	81.4	21	4	1	1	8	6	1	8	9	9	1.0	1	2	19t
Washington	28	17	-1	60.7	144	1	8	51	108.6	11	3	2	1	3	2	0	7	7	26	3.7	0	2	12t
Oregon State	39	24	-0	61.5	319	2	13	47	147.2	15	2	6	0	2	5	0	7	9	66	7.3	0	2	49t
Arizona	42	27	-1	64.3	343	3	18	47	151.7	15	1	4	1	6	3	0	9	16	-24	-1.5	0	1	6t
Washington State	35	20	-0	57.1	199	0	8	27	104.9	15	2	5	0	2	6	0	8	4	-15	-3.8	0	0	5t
Utah	22	13	-1	59.1	84	0	5	19	82.1	9	2	1	1	1	4	0	6	7	-2	-0.3	0	1	9t
California	33	16	-3	48.5	170	2	9	26	93.6	17	3	2	3	4	5	0	9	10	53	5.3	0	4	18t
Totals	399	258	-9	64.7	2849	19	125	89t	135.8	141	24	26	9	31	49	2	67	94	238	2.5	3	22	49t

(KEY: FD—first downs; TA—thrown away; DR—drops; INT—interceptions; BU—passes broken up; M—misses; RF—receiver fell down; HT—hurried throws.)

**300/100/100**

The Buffaloes have now had **15** occasions in their history with a 300-yard passer, 100-yard rusher and 100-yard receiver, with **Steven Montez** is the quarterback involved the most (six), while Devin Ross has been a participant in the most at receiver (four) and Phillip Lindsay and Travon McMillian the most at running back (three). Colorado is **9-6** in these games:

**COLORADO'S 300/100/100 GAMES**

Date	Opponent	Score	Quarterback	Rusher	Receiver
Oct. 12, 1996	OKLAHOMA STATE	W 35-13	Koy Detmer (402)	Lendon Henry (101)	Rae Carruth (166)
Sept. 11, 1999	SAN JOSE STATE	W 63-35	Mike Moschetti (465)	Cortlen Johnson (104)	Marcus Stiggers (174)
Nov. 26, 1999	NEBRASKA (OT)	L 27-30	Mike Moschetti (317)	Cortlen Johnson (135)	Javon Green (100)
Oct. 23, 2004	Texas A&M	L 26-29	Joel Klatt (346)	Bobby Purify (130)	Dusty Sprague (101)
Nov. 6, 2010	at Kansas	L 45-52	Cody Hawkins (322)	Rodney Stewart (175)	Paul Richardson (141)
Sept. 22, 2012	at Washington State	W 35-34	Jordan Webb (345)	Tony Jones (105)	Nelson Spruce (103)
Nov. 1, 2014	WASHINGTON	L 23-38	Sefo Liufau (314)	Michael Adkins (109)	Nelson Spruce (138)
Oct. 31, 2015	at UCLA	L 31-35	Sefo Liufau (312)	Patrick Carr (100)	Devin Ross (101)
Sept. 24, 2016	at Oregon	W 41-38	<b>Steven Montez</b> (333)	Steven Montez (135)	Devin Ross (153)
Nov. 19, 2016	WASHINGTON STATE	W 38-24	Sefo Liufau (345)	Phillip Lindsay (144) and Sefo Liufau (108)	Devin Ross (121)
Sept. 16, 2017	NORTHERN COLORADO	W 41-21	<b>Steven Montez</b> (357)	Phillip Lindsay (151)	Devin Ross (143)
Oct. 28, 2017	CALIFORNIA	W 44-28	<b>Steven Montez</b> (347)	Phillip Lindsay (161)	Shay Fields (101)
Aug. 31, 2018	Colorado State	W 45-13	<b>Steven Montez</b> (338)	<b>Travon McMillian</b> (103)	<b>Laviska Shenault</b> (211) and <b>K.D. Nixon</b> (112)
Oct. 6, 2018	ARIZONA STATE	W 28-21	<b>Steven Montez</b> (328)	<b>Travon McMillian</b> (136)	<b>Laviska Shenault</b> (127)
Oct. 27, 2018	OREGON STATE	L 34-41 (OT)	<b>Steven Montez</b> (319)	<b>Travon McMillian</b> (132)	<b>K.D. Nixon</b> (198)

**"FREAK" LIST**

For the past 16 years, college football analyst **Bruce Feldman** has put out a list in the summers on the biggest Freaks in college football. The list "showcases guys who generate buzz inside their programs by displaying the type of rare physical abilities that wow even those folks who are used to observing gifted athletes every day." The list is compiled with the help of many coaches, players and SIDs from around the nation. He had **S/OLB Davion Taylor** listed No. 22 on his 2018 compilation; Feldman's synopses on Taylor:

**No. 22 Taylor:** "The Buffaloes amped up the speed of their defense quite a bit when they landed Taylor over the winter, the No. 1 outside linebacker junior college prospect (and No. 8 overall JUCO prospect) in the country. He completed spring football in February and March and went right to the track, where he raced in the 100 and 200 meters and was on the 4x100 relay team. The 6-3, 220-pounder was CU's fastest sprinter, and he finished sixth in the 100 at the Pac-12 Championships. His top 100 time this year was 10.51 in the prelims of the Pac-12s.





## COLLEGE FOOTBALL'S "OLD MAN" NO MORE

As a freshman in 2017, **PK James Stefanou** was the second oldest player overall in the FBS, but the oldest freshman; he assumed the mantle of being the oldest collegian in the game in 2018, but is back as the second-oldest this fall. One of the recent influxes of kickers from Australia, he came from a soccer background where he had elite level experience as a defender; he represented Australia on its U19 team, a youth progression team that is the feeder squad to the Olympic team. He also played professionally, most notably in two stints for South Melbourne FC, first from 2005-06 before he signed again with them in 2010. Stefanou got into football by training periodically over the course of six years (2012-17) at ProKick Australia, an academy developed to assist in the transition to American football by providing the fundamentals of punting and kicking. The elderly:

Age	Name, School	Position	Class	Birth Month	Hometown
33	Joshua Griffin, Colorado State	Defensive Back	Jr.	October 1986	Houston, Texas (extensive military service)
<b>32</b>	<b>James Stefanou, Colorado</b>	<b>Placekicker</b>	<b>Jr.</b>	<b>April 1987</b>	<b>Melbourne, Australia (played 10 seasons of professional soccer)</b>
31	Wade Lees, UCLA	Punter	Gr.	April 1988	Melbourne, Australia (Australian Rules football experience; Maryland transfer)
30	Dane Roy, Houston	Punter	Sr.	January 1989	Bunyip, Australia (another ProKick Australia product)
29	Tom Hutton, Oklahoma State	Punter	Fr.	March 1990	Newborough, VI, Australia (Australian Rules football experience)
29	Morgan James, Cincinnati	Offensive Line	Sr.	March 1990	Highland, Mich. (former professional hockey player—Southern Pro League)
29	Jesse Beal, West Virginia	Tight End	So.	July 1990	Washington, D.C. (spent 10 years in minor league baseball)
27	Ben Griffiths, USC	Punter	Fr.-RS	September 1991	Melbourne, Australia (played eight seasons of Australian Rules football)

## THE VERTICAL GAME (EXPLOSION PLAYS)

CU, as in the case with most teams, often is most dangerous on offense when the unit can strike for the big play both via the rush and pass. Colorado had 57 “explosion” plays in 2016, or ones that gained 20 or more yards; that was the most by a CU team since 2007 (49 in 2017). Here’s a look at CU’s 20-plus plays in recent memory, not including bowls, going back to 1994, when CU had a high of 76 plays over 20-yards, almost equal in nature (37 rush, 39 pass):

Season	Total	Rush	Pass	Season	Total	Rush	Pass	Season	Total	Rush	Pass	Season	Total	Rush	Pass	Season	Total	Rush	Pass
1994	76	37	39	1999	57	12	45	2004	48	13	35	2009	44	7	37	2014	48	12	36
1995	61	11	50	2000	38	8	30	2005	54	16	38	2010	43	11	32	2015	50	15	35
1996	64	12	52	2001	58	21	37	2006	35	18	17	2011	56	14	42	2016	57	16	41
1997	46	9	37	2002	58	35	23	2007	58	18	40	2012	36	9	27	2017	50	11	39
1998	40	11	29	2003	47	5	42	2008	40	8	32	2013	42	5	37	<b>2018</b>	<b>56</b>	<b>16</b>	<b>40</b>

## AHEAD IN A BIG WAY

From 2006-15, the opponent had almost always had a distinct advantage in TSL (time spent in the lead), but CU reversed that and then some in 2016. The Buffs led for **457** minutes and **20** seconds, or **59** percent of the time; opponents for just 24 percent and the score tied the other 17 percent. CU led for more minutes in 2016 than it had in all 11 previous years after just eight games (and when it held the edge over an entire season just twice: 2005 and 2010). But alas, the opponent held a slight edge in both 2017 and 2018 (*bowl games not included*):

Season	Colorado	Tied	Opponent	Season	Colorado	Tied	Opponent	Season	Colorado	Tied	Opponent
2005.....	320:31	101:55	297:34	2010.....	312:45	113:54	293:21	2015.....	192:47	158:14	428:59
2006.....	269:22	123:11	327:27	2011.....	191:12	78:44	510:04	2016.....	457:20	133:33	189:07
2007.....	280:56	130:11	308:53	2012.....	77:38	112:18	530:04	2017.....	285:30	132:17	302:13
2008.....	191:24	119:07	409:29	2013.....	197:17	108:56	413:47	<b>2018.....</b>	<b>268:07</b>	<b>171:14</b>	<b>280:39</b>
2009.....	110:29	165:18	444:13	2014.....	261:22	83:52	374:46				

## 100/300

The Buffaloes have historically done well when holding the opponent to under 100 yards rushing and under 300 yards total offense. Dating back to the start of the 1985 season, Colorado is **103-15-1** when the opponent fails to reach 100 yards on the ground, and **104-20-1** when the enemy is held under 300 yards overall. CU is **10-1** and **15-0** in each, respectively, over the last six seasons.

## RECORD WATCH

The Buffaloes set **31** records (tied **6** others), for a total of **37** in 2018; one is on the brink of being tied heading into the season. *NOTE: CU did not adopt the NCAA 2002 policy of adding bowl game statistics in its season or career numbers, thus some may differ from NCAA totals.*

## RECORD WITHIN REACH (2019)

**Most 300-Yard Passing Games, Career**—10, Steven Montez, 2016-18.

**NEEDS 1**

*Record: 11, Sefo Liufau, 2013-16.*

**TURNOVER FREE**


In 2017, Colorado saw its record run of consecutive quarters played without turning the ball over end at Washington State with a fourth quarter; the streak ended at a school-record **16** straight quarters (**253:52** in total time), and nearly went four straight games without one as there was just 3:20 remaining in the 28-0 loss to WSU when the streak came to a close. Colorado played **17** games out of **74** under Mike MacIntyre without a turnover, easily the highest percentage in any CU head coach's tenure over two years since World War II. Take a look (TFG—turnover free games; TG—total games):

Coach	TFG	(Record)	TG	Pct.	Coach	TFG	(Record)	TG	Pct.	-----two or fewer seasons/interims-----				
Mike MacIntyre	17	(11-6)	74	23.0	Rick Neuheisel	3	(3-0)	47	6.4	Mike Hankwitz	1	(0-1)	1	100.0
Bill McCartney	23	(18-3-2)	153	15.0	Eddie Crowder	6	(5-1)	118	5.1	Jon Embree	5	(1-4)	25	20.0
Dan Hawkins	8	(3-5)	58	13.8	Dal Ward	5	(2-1-2)	110	4.5	Brian Cabral	1	(1-0)	3	33.3
Gary Barnett	11	(49-38)	87	12.6	Bill Mallory	1	(1-0)	57	1.7	Bud Davis	0	(0-0)	10	0.0
Sonny Grandelius	3	(2-1)	31	9.7	Chuck Fairbanks	0	(0-0)	33	0.0	Jim Yeager	0	(0-0)	19	0.0

- Colorado played four turnover-free games in 2018 (at Nebraska, vs. UCLA, vs. Arizona State, vs. Oregon State), tying the season record.
- **Wow:** The Buffaloes committed eight turnovers in the first four games in 2017, but had just eight over the next nine contests (**814** touches) until committing three against Washington State; so including the first nine games this year (**822** touches), CU had just 14 turnovers in that 17-game span (**1,548** touches).
- Colorado also played four turnover-free games in 2017, tying the school record previously accomplished in 1989, 1993, 2006 and 2011. It nearly had a fifth—an interception on a Hail Mary as time ran out at Arizona State was the lone turnover of that game.
- Post-World War II (dating back to 1946), Colorado has played **84** turnover-free games, owning a record of **55-25-4** in those games (**2-1** in bowls).
- Colorado has now played at least three turnover-free games the last four seasons (2015-18), easily the longest streak in school history; the **13** games without a turnover over the last four seasons are the most in any four-year span in school history, besting **11** mistake free games from 1987-90.
- Colorado has now had at least one turnover-free game for nine straight seasons (2010-18, **25** total), tied for the second-longest run in school annals: the Buffs had at least one for 10 straight years (1998-2007, **19** total) and for nine consecutive seasons (1987-95, **22** total).

**LANDMAN TIES TACKLE MARK IN FIRST CAREER START**

Sophomore **ILB Nate Landman** came on at the end of last season, and it carried through to the '18 opener against Colorado State. In 53 snaps from scrimmage (ironically his jersey number), he was in on 14 tackles (four solo), with a lot of garnish: two third down stops, a tackle for zero, a pass broken up and a tackle for loss along with his first career interception. In the process, he tied the school record for the most tackles in a first career start, and also earned the Pac-12 Conference's Defensive Player of the Week honor. He joins **QB Steven Montez** as the only Buffaloes to earn Pac-12 player of the week honors in their first career start; Montez claimed the offensive honor in a win at Oregon in 2016. Otherwise, you have to go back to 2003, when **QB Joel Klatt** won the Big 12's offensive honor for a monster game he had in a win over Colorado State.

**MOST TACKLES / FIRST CAREER START ON DEFENSE**

Total	(UT,AT)	Player	Opponent	Date
14	(7, 7)	Addison Gillam	Colorado State (Denver)	Sept. 1, 2013
14	(14, 0)	Ryan Moeller	Colorado State (Denver)	Nov. 22, 2014
14	(11, 3)	Grant Watanabe	ARIZONA	Oct. 17, 2015
<b>14</b>	<b>(4,10)</b>	<b>Nate Landman</b>	<b>Colorado State (Denver)</b>	<b>Aug. 31, 2018</b>
13	(9, 4)	Jordan Dizon	Washington State (Seattle)	Sept. 11, 2004

**ELEVEN HAVE DASHED 100 ... OR FURTHER**

In 2017 (Oct. 28), then-junior **DB Nick Fisher** joined a very exclusive club when he returned an interception 100 yards in the fourth quarter to close out CU's 44-28 win over California. It was the 11th 100-yard play in CU history, the fourth interception return of that length. However, the NCAA seals returns at a 100-yard maximum; if it allowed returns to be scored like the NFL, counting end zone yardage, Fisher would have been credited with a 109-yard return (CU's head statistician is also the Broncos'). It was the first 100-yard interception return since 1996, when **FS Steve Rosga** pulled it off against Oklahoma State (his would have been 105 yards). **ILB Marcus Burton** came close in 2005, when he picked one off at the half yard line and raced 99 yards for a score – at Oklahoma State.

**COLORADO / 100-YARD PLAYS****KICKOFF RETURNS**

Yards	Player, Opponent, Site, Date (*—opening kickoff of game)
100	Byron White vs. Denver at Denver, Nov. 26, 1936 (TD).
100	*Cliff Branch vs. Kansas in Boulder, Nov. 7, 1970 (TD).
100	*Billy Waddy vs. Kansas State in Boulder, Nov. 22, 1975 (TD).
100	Howard Ballage vs. Nebraska in Boulder, Oct. 21, 1978 (TD).
100	Walter Stanley vs. Oklahoma in Boulder, Oct. 4, 1980 (TD).
100	*Ben Kelly vs. Missouri in Boulder, Oct. 9, 1999 (TD).
100	Marques Mosley vs. Utah in Boulder, Nov. 23, 2012 (TD).

**INTERCEPTION RETURNS**

Yards	Player, Opponent, Site, Date
100	Dick Kearns vs. Denver at Denver, Nov. 24, 1938 (TD).
100	Johnny Zeigler vs. Colorado Mines in Boulder, Sept. 26, 1942 (TD).
100	Steve Rosga vs. Oklahoma State in Boulder, Oct. 12, 1996 (TD).
<b>100</b>	<b>Nick Fisher vs. California in Boulder, Oct. 28, 2017 (TD).</b>

**DID YOU KNOW?** Colorado is one of 29 schools to have had at least one member in all 13 years of the **NFF Hampshire Honor Society** (2007-19)? The Buffaloes are the only Pac-12 Conference school to do so and are one of just seven FBS/Division I schools recognized with the honors.

**2019 SENIORS (18)**

No.	Player	Pos.	Ht.	Wt.	Cl.	Exp.	Hometown (High School/Previous College)	Major (Minor)	Grad Status
1	ABRAMS, Delrick Jr.	CB	6- 3	185	Sr.	1L	Angie, La. (Varnado/Independence Community College)	Ethnic Studies	May '20
63	*BALE, J.T.	SN	6- 2	215	Sr.	3L	La Mirada, Calif. (La Mirada)	Economics	Dec. '19
35	BISHARAT, Beau	TE	6- 2	230	Sr.	3L	Sacramento, Calif. (Jesuit)	Political Science	May '20
18	*BROWN, Tony	WR	6- 1	195	Sr.	1L	La Mirada, Calif. (La Mirada/Texas Tech)	Sociology	May '20
37	*COOPER, Lucas	S	5-10	185	Sr.	3L	Palos Verdes, Calif. (Palos Verdes)	Strategic Communication	Dec. '19
42	*FALO, Nu'umotu Jr.	OLB	6- 2	240	Sr.	3L	Sacramento, Calif. (Inderkum)	Ethnic Studies	Dec. '19
17	GOLDIN, Josh	QB	6- 2	190	Sr.	1L	Highlands Ranch, Colo. (Rock Canyon)	Business-Finance	May '20
51	*HAMBRIGHT, Arlington	OL	6- 5	300	Gr.	TR	Ypsilanti, Mich. (Belleville/Garden City CC/Oklahoma State)	Higher Education	May '21
9	*HARRIS, Jalen	TE	6- 4	255	Gr.	TR	Montgomery, Ala. (St. James/Auburn)	Education-FPP	Dec. '19
88	JONES, Darrion	TE	6- 6	255	Sr.	1L	Compton, Calif. (Carson/Los Angeles Harbor College)	Sociology	May '20
89	*#KINNEY, Alex	P	6- 1	205	Sr.-2	4L	Fort Collins, Colo. (Rocky Mountain)	Business-Management	Grad. (May '19)
56	*#LYNOTT, Tim Jr.	C	6- 3	300	Sr.	3L	Parker, Colo. (Regis)	Strategic Communication	Grad. (Dec. '18)
12	*MONTEZ, Steven	QB	6- 5	230	Sr.	3L	El Paso, Texas (Del Valle)	Strategic Communication	Dec. '19
	ONU, Mikial	S	5-11	205	Gr.	TR	Sugarland, Texas (George Ranch/SMU)	Organizational Leadership	May '21
49	PRICE, Davis	PK	6- 2	205	Sr.	3L	Evergreen, Colo. (Evergreen)	Journalism	May '20
68	*SHUTACK, Jack	OL	6- 6	300	Sr.	1L	Western Springs, Ill. (Nazareth Academy/Rutgers)	Sociology	May '20
20	TAYLOR, Davion	OLB	6- 2	225	Sr.	1L	Magnolia, Miss. (South Pike/Coahoma Community College)	Psychology	May '20
52	CHANGAM, Alex	OLB	6- 3	245	Sr.	1L	Doula, Cameroon/John's Creek, Ga. (Chattahooche/De Anza College)	Ethnic Studies	May '20

(\*—fifth-year senior; #—master's program in Organizational Leadership.

**OTHER GRADUATES:** Aside from the three graduate transfers and Kinney and Lynott, no other Buffaloes have graduated at this time.

**GRADUATION REVIEW**

(Through August 2019) Over the last 18 years, Colorado has had **330** of its **364** seniors graduate, or translating to **90.7** percent in this time frame (including 20 of the 23 seniors in 2018); these are the 2001-2018 senior classes, including those players who received medicals. Over the last 11 years, 215 of the last 234 have graduated (**91.9%**), with eight of those 19 either playing in the NFL or attempting to do so and haven't yet been able to complete their requirements. NCAA numbers will not match these (it doesn't allow a school to count transfers who graduate, but it does count against a school if it had a player transfer; it also does not count walk-ons). It's one of the reasons the numbers are skewed to be lower than they really are, especially at tougher academic schools like Colorado and its Pac-12 brethren. **TEAM GRADE POINT AVERAGE:** The team's **2.63** cumulative grade point average through the Spring 2019 semester is its second highest on record (data collected since 1996); the team has 17 straight semesters over a 2.5 (data collected since 1996).

**100+ RETURN YARDS NOT THAT COMMON**

Often lost in all the conversation about total offense and defense are return yards — but they often swing a game. In 2017, CU owned a **396-234** edge, and had two games with 100-plus return yards (116-9 versus Texas State and 126-5 against Cal). CU's had just five games since 2002 with over 100 returns yards in a game (and have had two in the same season since 2002; the last time with three was 2001). Last year, CU had **175** against UCLA in its 20-10 win, and they played a huge role, accounting for one touchdown via punt return and setting up CU's lone offensive score via an interception return. It was the most return yards by the Buffs since Oct. 26, 2002, when they had **183** in a 37-13 win over Texas Tech (125 interception, 44 punt, 14 fumble). The other two games with 100-plus came in 2008 against Eastern Washington (135) and in 2013 against Central Arkansas (125).

► For the ultimate example of how rare 100 return yards can be, look no further than CU's game at UCLA last Sept. 30. The Buffs held the edge in return yardage ... **1-0**. There were no punt or fumble returns, no miscellaneous returns, and the only yard game on the lone interception and return of the game. And then against Arizona, the Wildcats had a **6-0** edge (a single punt return). CU had two games with zero return yards, the opponent two as well.

► In the '18 opener against Colorado State, the Buffaloes owned an **87-0** edge in return yards, most coming on punts (85 yards); those collectively set CU up at their own 28-yard line. Then at Nebraska, the edge was **32-(-2)**.

► All told, CU had the advantage in return yards in eight of 12 games in 2018 with an overall edge of **372-275** in yards.

**PRICE MADE MARK AS A FROSH**

**PK Davis Price** joined the team as a recruited walk-on in June 2016, and wound up seeing action as a true freshman due to a season-ending injury in the Michigan game to **Diego Gonzalez**. He was first pressed into service as the kickoff specialist at Oregon in game four, and the next week, he was promoted into the first-team role the next week for Oregon State. He responded by making all five of his extra point tries and both of his field goals, including a 54-yard boot on his first try, the CU record for both the longest made by a freshman and the longest first-career make. He was recognized for his performance as the Pac-12's Special Teams Player of the Week; the 54-yarder was the longest by a freshman in the NCAA in 2016 and tied for the fourth-longest overall.

**Longest Field Goals By A Freshman In The NCAA / 2016**

- 54 Davis Price, Colorado (Oct. 1 vs. Oregon State)
  - 53 Matt Ammendola, Oklahoma State (Sept. 10 vs. Central Michigan)
  - 53 Logan Tyler, Florida State (Nov. 11 vs. Boston College)
- No others over 50 yards

**Longest Field Goals / Colorado Freshmen**

- 54 Davis Price, vs. Oregon State in Boulder, Oct. 1, 2016
- 53 James Stefanou vs. Arizona State at Tempe, Nov. 4, 2017
- 52 Will Oliver, vs. California in Boulder, Sept. 11, 2011
- 51 Tom Field, vs. Oregon in Boulder, Sept. 8, 1979
- 50 Tom Field, vs. Oklahoma State in Boulder, Nov. 10, 1979
- 49 James Stefanou vs. Washington in Boulder, Sept. 23, 2017

► **A FIRST?** It was for sure for CU: United Airlines provides the team charter for CU's travel, and for the 2016 USC trip, the pilot was **Doug Price** — Davis' father. A CU graduate himself, he is an Air Force Veteran who has been flying for United for 22 years; he normally flies military charters bringing troops back home from overseas.

► **THE SECOND.** He piloted CU's charter to and from Seattle for the Washington game this season, and it was extra special as his sons handled all the kicking chores in the game: Davis the punting and kickoff duties, and freshman Evan the placekicking (he made good on all three kicks, two field goals and a PAT). It was Evan's first game as he replaced an injured James Stefanou on the trip.



## COLORADO BY THE NUMBERS IN 2019

- 2** This is just the second time Colorado will play Colorado State and Air Force in the same season (along with 1958).  
**26** Mel Tucker was named the 26th head coach in Colorado history on December 5, 2018.

## COLORADO BY THE NUMBERS IN 2018

- 0** Quarterback sacks allowed versus CSU, just the fourth time in the last 23 season openers the opponent failed to get to the quarterback (2014, 2008, 2004).  
**0-6-2** The Buffs record in Pac-12 road “doubleheaders” (road games in back-to-back weeks: no sweeps, two splits, swept five times); USC-Washington (0-2) in 2018.  
**1-4-2** The Buffs record in Pac-12 home “doubleheaders” (one sweep—WSU and Utah in 2016; two splits, swept thrice); Washington State-Utah (0-2) in 2018.  
**2** The last two consensus national coaches of the year squared off in week 2: CU’s Mike MacIntyre vs. Nebraska’s Scott Frost; CU won in Lincoln, 33-28.  
**2-1** Colorado’s record on Fridays in 2018; this was the first time in school history CU played three contests on a Friday;  
**3 x 2** The Buffaloes scored on both the opening possession of the game and the first drive of the second half in each of the first three games (5 TD, 1 FG).  
**3-of-6** Colorado was 3-of-6 on 3rd-&-11 or longer against Nebraska; going in, it was just 18-of-61 under Mike MacIntyre in his five-plus years as head coach.  
**3:23** The average length of CU’s games in 2017 (the quickest—at Washington, **3:01**; the longest—Oregon State, **4:00**);  
**4:00** The length of that Oregon State game tied for the second longest in CU history; trailing 4:01 for a two-OT loss at California in 2014;  
**5-0** Colorado opened 5-0 for the first time since 1998 (and 1994 before that; USC prevented CU from opening 6-0 for the first time since 1994).  
**5:41 (a.m.)** The time the Buffs arrived back in Boulder after the USC game (Oct. 13-14), which kicked off at 8:45 p.m. MDT;  
**8** The number of true freshmen the Buffs have played in 2017 (**3** offense/**3** defense; **2** specialists);  
**9.17** Colorado’s average per play on offense against Colorado State, the first time CU averaged over eight yards per play since 2013 (8.0 versus FCS Charleston Southern);  
 Also the first time against an FBS foe since 2004 (8.14 vs. North Texas), and the first time over nine per play since 1999 (9.24 vs. San Jose State).  
**18** The number of possessions the opponent has started in CU territory this year (out of **160**; just 10 of those have led to scores, 6 TDs/4 FGs).  
**11-of-11** Colorado has completed its last 11 passes when it throws on its first play of the year (dating back to 1969; the 11 have gained **154** yards).  
**15-23** Colorado’s all-time record in regular season games played on Friday (**2-1** this season);  
**16-5** Colorado’s non-conference record over the last four seasons under Mike MacIntyre (includes Pac-12 title game and Alamo Bowl; **16-3** regular season);  
**19** The number of fumbles by CU tailbacks (on offense) in **75** games from 2013-18 (**2,117** carries; **3** this year in **308**; **4** in the last **646**);  
**22.6** The opponents’ third down conversion percentage on 3rd-&-8 or longer (**19-of-85**);  
**24** The number of players making their first starts in a CU uniform in 2018;  
**26** The number of different NFL teams that scouted the Buffaloes on game days this season;  
**29-of-38** The number of coin tosses CU has won dating back to the ’16 opener (CU was 13-of-14 in ’16; **46-of-75** in the MacIntyre Era);  
**30** The number of Colorado games played in less than three hours since 1990 (out of **354** games; none yet this year; last: 2:57 versus Washington in 2017);  
**35-1-1** Colorado’s all-time record when rushing for 300-plus yards in a game (had **311** against New Hampshire on Sept. 15).  
**36.0** The third down efficiency of opponents against Colorado in the state’s borders since the ’09 opener (**364-of-1,010**).  
**37.1** The opponents’ combined percentage on third down inside-the-CU 20 (**96-of-259**) in the last 113 games (dating to 2008; **9-of-24** this year);  
**43** The number of games between CU’s last overtime contest (Sept. 19, 2015: CU 27, Colorado State 24) and this year’s (Oregon State);  
**45** The number of players making their debut in CU uniform this season;  
**45-14** The final score of the New Hampshire game, a fairly common score, was the first (win or lose) in the first 1,241 games in CU football history;  
**52** The number of Buffaloes who have scored 100 or more career points (**PK James Stefanou** joined the list this season);  
**52nd** The number season of CU’s live buffalo mascot “Ralphie” leading the team out on the field;  
**54** The number of Buffaloes who have 1,000 or more career rushing yards; **TB Travon McMillian** made the list with 1,009 this season.  
**60.4** The average temperature at kickoff for CU’s 11 games in 2018 (warmest: **90** for New Hampshire in Boulder; coldest: **28** for Utah in Boulder);  
**60.9** The opponents’ TD percentage on drives inside-the-20 (red zone) against CU during the MacIntyre Era (**171** TDs/**281** trips; **71** field goals, **39** non-scores);  
**64.6** The average number of plays (plays, kicks, returns) per fumble in the MacIntyre Era at Colorado (**105** fumbles, **6,784** touches);  
**67.0** Colorado’s third down efficiency on 3rd-&-4 or less the last three seasons (**132-of-197**; 29-of-49 this season);  
**95** The number of consecutive PAT kicks CU has made (**3** by Chris Graham, **16** by Davis Price, **66** by James Stefanou, **5** by Evan Price, **5** by Tyler Francis);  
**250th** The UCLA game was the 250th CU game assistant coach Darian Hagan was associated with (player/staff member/assistant coach);  
**266** The number of trips into the red zone by CU under **Mike MacIntyre** (**223** scores, or **83.8** percent: **155** touchdowns, **68** field goals);  
**315** The number of all-time wins Colorado has recorded at Folsom Field since it opened on Oct. 11, 1924 (**407** overall at all home venues).  
**468** The total offense that **QB Steven Montez** amassed in his first career start at Oregon in 2016 (**333** passing, **135** rushing and accounting for **4** TDs).  
**705** The number of all-time wins by Colorado, as the Buffaloes became the 25th school to win 700 games.  
**6,400** The career yards of total offense by **QB Steven Montez**, as he chases down the all-time record by Sefo Liufau (**10,509** from 2013-16).



**CAREER GAMES PLAYED/STARTED CHART**

Listed below are the career games played/started for the players on the 2019 Colorado Buffaloes. The players on the opening camp roster collectively have played in 752 games, but with just 179 starts (the fewest by a returning team since info started being tracked in 1984. The list through 2018 (includes the '16 Alamo Bowl):

Player	G	GS	Player	G	GS	Player	G	GS	Player	G	GS	Player	G	GS
ABRAMS	10	8	FONTENOT	12	0	LEWIS	10	0	POPLAWSKI	9	0	STANLEY	3	2
ALLEN	0	0	FRANCIS	2	0	LUCKETT	0	0	PRICE, D.	32	—	STEFANOU	19	—
APPLETON	0	0	GOLDIN	9	0	LYNCH	0	0	PRICE, E.	2	—	STENSTROM	0	0
ARIAS	12	0	GROTH	0	0	LYNOTT, Jr.	36	33	PURSELL	12	12	STILLWELL	0	0
BACA	0	0	GUSTAV	0	0	LYTLE, C.	3	0	RAKESTRAW	24	2	TAYLOR	12	10
BALE	38	0	HAM	0	0	LYTLE, T.	4	0	RAY	0	0	TCHANGAM	9	0
BEDELL	0	0	HAMBRIGHT	0	0	MADDOX	12	0	ROBINSON	0	0	THOMAS	0	0
BELL	3	0	HARRIS	0	0	MAGRI	11	0	RODDICK	0	0	TOWNSEND	0	0
BISHARAT	36	0	HUDSON	8	0	MANGHAM	0	0	RODMAN	0	0	TRAVIS	0	0
BLACKMON	8	3	HUFFMAN-DIXON	0	0	MILLER	6	2	RUSSELL	12	3	TRUJILLO	0	0
BROUSSARD	0	0	JACKSON	5	0	MONTEZ	35	27	SAMI	0	0	UDOFFIA	20	11
BROWN	12	6	JOHNSON, A.	0	0	MONTGOMERY	0	0	SANDERS	2	0	VAN DIEST	6	0
BRUMBAUGH	0	0	JOHNSON, D.	0	0	MURRAY	0	0	SAUVAO	0	0	VAUGHN	23	0
CALLIER	15	2	JOHNSON, M.	12	12	NEWMAN	8	0	SCHMANSKI	0	0	WATERS	0	0
CATE	0	0	JONES, A.	17	0	NIXON	23	8	SENN	0	0	WELLS	12	6
CHIAVERINI	2	0	JONES, D.	7	0	NOYER	9	0	SHENAU, L.	21	8	WILEY	0	0
CICCARONE	0	0	JORDAN	0	0	OATS	0	0	SHENAU, V.	0	0	WILLIAMS	0	0
COOPER	25	0	JYNES	0	0	ONU	0	0	SHERMAN	12	9	<b>2019 TOTALS</b>	<b>752</b>	<b>179</b>
DEITCHMAN	0	0	KINNEY	43	—	PAIGE	2	0	SHORT	0	0	<b>2018 FINAL</b>	<b>1534</b>	<b>457</b>
DOSS	0	0	KUTSCH	12	0	PELL	0	0	SHUTACK	2	0			
DUBAR	0	0	LAMETA	0	0	PERRY, M.	0	0	SIMON	0	0			
FALO	31	0	LANDMAN	23	12	PERRY, Q.	0	0	SMITH, A.	0	0			
FILLIP	8	2	LANG	11	1	POHAHAU	0	0	SMITH, D.	0	0			

**Returning Highs & Lows:**

**MOST GAMES:** 1,080 (2005), 1,072 (2016), 1,053 (2006), 1,027 (2017), 924 (2001). **MOST STARTS:** 412 (2016), 327 (2015), 326 (2001), 314 (2014), 313 (2010).

**FEWEST GAMES:** 674 (2012), 694 (2000), 752 (2019), 761 (2004), 790 (1999). **FEWEST STARTS:** 179 (2019), 182 (2004), 193 (2018), 220 (1995), 223 (2000, 2012).

**LAST TRUE FRESHMEN TO START:** DE Israel Antwine, OT Frank Fillip, WR Dimitri Stanley (2018), TB Patrick Carr, CB Nick Fisher, CB Isaiah Oliver, ILB Grant Watanabe (2015); WR Shay Fields, WR Donavan Lee, DE Christian Shaver, S Evan White (2014); TB Michael Adkins II, CB Chidobe Awuzie, DE Jimmie Gilbert, ILB Addison Gillam, QB Sefo Liufau, S Tedric Thompson, CB John Walker (2012).

**LAST TRUE FRESHMEN TO START AT QUARTERBACK:** Sefo Liufau (2013), Tyler Hansen (2008), Craig Ochs (2000), Koy Detmer (1992). **IN A SEASON OPENER:** Has not occurred.

**LAST TRUE FRESHMEN TO START AT RUNNING BACK:** TB Patrick Carr (2015), Michael Adkins II (2013), Donta Abron, Christian Powell (2012); Darrell Scott (2008),

Rodney Stewart (2008), Brian Lockridge (2007), Brian Calhoun (2002), Marcus Houston (2000). **IN A SEASON OPENER:** Kent Kahl (1991).

**LAST REDSHIRT FRESHMEN TO START:** DE Terrance Lang, CB Chris Miller, OG Jake Moretti, C Colby Pursell, TE Brady Russell, OT William Sherman, OLB Carson Wells (2018);

CB Trey Udoffia (2017); OT Aaron Haigler, OG Tim Lynott, QB Steven Montez (2016); DT Jase Franke, LB Rick Gamboa, WR Jay MacIntyre (2015).

**LAST PLAYERS TO START FOR THE FIRST TIME AS A SENIOR:** TB Kyle Evans, TB Travon McMillian, S Kyle Trego (2018); OLB David Goldberg, WR Logan Gray, FB Evan Harrington, DT Conrad Obi, DE Tony Poremba, OG Sione Tau (2011); TE Luke Walters (2010); TB Kevin Moyd, OLB Bryan Stengel (2009); WR Steve Melton (2008), TE Joe Sanders (2007).

**LAST PLAYERS TO START WHILE WALK-ONS:** FS Ryan Moeller (2014); FB Jordan Murphy (2013); WR Dusty Ebner, C Keenan Stevens (2009), WR Steve Melton (2008);

ILB Jake Duren, SS D.J. Dykes (2007).

**STARTING STREAKS**

Entering 2019, **QB Steven Montez** has made the most consecutive starts with 24; followed by **DE Mustafa Johnson** (12), **ILB Nate Landman** (12), **OL Colby Pursell** (12), **OT Will Sherman** (9) and **S/OLB Davion Taylor** (8).

**24 MADE FIRST CAREER STARTS IN 2018 (11 IN OPENER AGAINST CSU)**

In the 2018 season opener against Colorado State in Denver, 11 Buffaloes made their first career starts: **CB Delrick Abrams**, **DE Israel Antwine**, **OLB Jacob Callier**, **TB Kyle Evans**, **DE Mustafa Johnson**, **ILB Nate Landman**, **WR K.D. Nixon**, **C Colby Pursell**, **WR Laviska Shenault**, **LG Brett Tonz** and **OLB Carson Wells**. Since, 13 others made their first starts: **OLB Davion Taylor** (at Nebraska), **WR Tony Brown** and **OG Jake Moretti** (vs. New Hampshire), **TB Travon McMillian** and **OT William Sherman** (against UCLA), **CB Chris Miller** (at USC), **WR Dimitri Stanley** (at Washington), **OT Frank Fillip** (vs. Oregon State), **CB Mehki Blackmon**, **S Derrion Rakestraw** and **TE Brady Russell** (at Arizona), **DE Terrance Lang** (Washington State) and **S Kyle Trego** (Utah).

**Historically:** Only 13 true freshmen have started from scrimmage for CU in a season opener: **TB Billy Waddy**, 1973 (at Louisiana State); **CB Victor Scott** and **OLB Scott Hardison**, 1980 (at UCLA); **HB Eric Bieniemy**, 1987 (vs. Oregon); **OG Clint Moore**, 1991 (vs. Wyoming); **ILB Jordon Dizon**, 2004 (vs. Colorado State); **CB Greg Henderson**, 2011 (vs. Hawai'i); **CB Kenneth Crawley** and **WR Gerald Thomas**, 2012 (vs. Colorado State); **ILB Addison Gillam**, 2013 (vs. Colorado State); **WR Shay Fields** and **DE Christian Shaver**, 2014 (vs. Colorado State); and **DE Israel Antwine**, 2018 (vs. Colorado State); add a 14th for the first play of the game/season on special teams (kickoff coverage team): **PK Kevin Eberhart** (2003, kicked off vs. CSU in Denver).

**ANNUAL FIRST-TIME STARTERS:** 1984 (29), 1985 (9), 1986 (15), 1987 (14), 1988 (16), 1989 (7), 1990 (16), 1991 (23), 1992 (15), 1993 (7), 1994 (6), 1995 (11), 1996 (8), 1997 (14), 1998 (27), 1999 (14), 2000 (16), 2001 (12), 2002 (16), 2003 (20), 2004 (12), 2005 (11), 2006 (24), 2007 (18), 2008 (15), 2009 (18), 2010 (21), 2011 (21), 2012 (21), 2013 (12), 2014 (14), 2015 (23); 2016 (5); 2017 (11); **2018 (24)**.

**45 PLAYERS SAW FIRST CU ACTION IN 2018 (34 IN THE OPENER AGAINST CSU)**

A total of 45 players saw their first action in a CU uniform in 2018; 34 in the opener against Colorado State, a school record for a season opener and one of the higher numbers for a full season. Here is the breakdown by class of those players (\*—mainly special teams duty):

**TRUE FRESHMEN (9):** DE Israel Antwine, WR Daniel Arias, OL Frank Fillip, PK Tyler Francis, S Hasaan Hypolite, PK Evan Price, WR Dimitri Stanley, S L.J. Wallace, ILB Hunter Yurachek. **REDSHIRT FROSH (21):** WR Maurice Bell, CB Mehki Blackmon, WR Curtis Chiaverini, ILB Nick Edridge, TB Alex Fontenot, S Kevin George, WR Jaylon Jackson, DE Terrance Lang, S Isaiah Lewis, OL Chance Lytle, QB Tyler Lytle, DL \*Nico Magri, CB Chris Miller, OG Jake Moretti, ILB Chase Newman, OL Heston Paige, \*C Colby Pursell, TE Brady Russell, OL William Sherman, ILB Jonathan Van Dyle, OLB Carson Wells. **SOPHOMORES (7):** CB Delrick Abrams, TE Derek Coleman, QB \*Josh Goldin, DE Mustafa Johnson, OL Kary Kutsch, WR Erik Lawson, S Aaron Maddox. **JUNIORS (6):** WR Tony Brown, OL Justin Eggers, TE Darrion Jones, OLB Davion Taylor, OL Jack Shutack, OLB Alex Tchangam. **SENIORS (2):** DT Mo Bandi, TB Travon McMillian.

Recent counts: **45 (2018)**, **25 (2017)**, **23 (2016)**, **35 (2015)**, **26 (2014)**, **18 (2013)**, **26 (2012)**, **33 (2011)**, **26 (2010)**, **22 (2009)**, **30 (2008)**, **28 (2007)**.



## 2019 PARTICIPATION CHART

The participation chart for the 2019 Colorado Buffaloes; KEY: **S**—started; **✓**—played; **DNP**—dressed, but did not play; **INJ**—injured/illness; **SSP**—suspended; (—)—denotes did not dress; ●—saw first action as a Buffalo in 2019:

Player	CSU	NU	AFA	ASU	UA	UOWSU	SC Ucla	STAN	UW	UU
ABRAMS										
ALLEN										
APPLETON										
ARIAS										
BACA										
BALE										
BEDELL										
BELL										
BISHARAT										
BLACKMON										
BROUSSARD										
BROWN										
BROUSSARD										
CALLIER										
CHIAVERINI										
CICCARONE										
COOPER										
DAVIS										
DEITCHMAN										
DOSS										
DUBAR										
FALO										
FILLIP										
FONTENOT										
FRANCIS										
GOLDIN										
GROTH										
GUSTAV										
HAM										
HAMBRIGHT										
HARRIS										
HUDSON										
HUFFMAN-DIXON										
JACKSON										
JOHNSON, A.										
JOHNSON, D.										
JOHNSON, M.										
JONES, A.										
JONES, D.										
JORDAN										
JYNES										
KINNEY										
KUTSCH										
LANDMAN										
LANG										
LEWIS										
LUCKETT										
LYNCH										
LYNOTT, Jr.										
LYTLE, C.										
LYTLE, T.										
MADDOX										
MAGRI										
MANGHAM										
MILLER										

Player	CSU	NU	AFA	ASU	UA	UOWSU	SC Ucla	STAN	UW	UU
MONTEZ										
MONTGOMERY										
MURRAY										
NEWMAN										
NIXON										
NOYER										
OATS										
ONU										
PAIGE										
PELL										
PERRY, M.										
PERRY, Q.										
POHAHAU										
PRICE, D.										
PRICE, E.										
PURSELL										
RAKESTRAW										
RAY										
ROBINSON										
RODDICK										
RODMAN										
RUSSELL										
SAMI										
SANDERS										
SAUVAO										
SCHMANSKI										
SENN										
SHENAULT, L.										
SHENAULT, V.										
SHERMAN										
SHORT										
SHUTACK										
SIMON										
SMITH, A.										
SMITH, D.										
STANLEY										
STEFANO										
STENSTROM										
STILLWELL										
TAYLOR										
TCHANGAM										
THOMAS										
TOWNSEND										
TRAVIS										
TRUJILLO										
UDOFFIA										
VAN DIEST										
VAUGHN										
WATERS										
WELLS										
WILEY										
WILLIAMS										
DRESSED										
PLAYED										

Inactive (2019): Bethel, Moretti, Nazarian, Sparaco.

## EXPERIENCE ANALYSIS

A look at annual fluctuations in the percentage of upperclassmen starting games over the last decade or so at Colorado; in 2012, the Buffaloes started its fewest seniors believed ever (17.8%) and a record number of freshmen (28.0%; 21.6% true frosh). A year-by-year glance at starts by class since 1999:

Season	G	SR	JR	SO	FR	(RS-True)	UpperCl%	Fr-Pct.
1999	12	115	42	86	21	(20- 1)	59.5	8.0
2000	11	55	116	38	33	(15-18)	70.7	13.6
2001	13	102	95	83	7	(0- 7)	68.9	2.4
2002	14	155	130	14	9	(0- 9)	92.5	2.9
2003	12	105	49	78	32	(14-18)	58.3	12.1
2004	13	72	103	100	11	(0-11)	61.2	3.8
2005	13	116	112	48	10	(4- 6)	79.7	3.5
2006	12	92	84	73	15	(11- 4)	66.7	5.7
2007	13	89	106	42	49	(29-20)	68.2	17.0
2008	12	106	54	63	41	(24-17)	60.6	15.5
2009	12	57	90	89	28	(24- 4)	55.7	10.6

Season	G	SR	JR	SO	FR	(RS-True)	UpperCl%	Fr-Pct.
2010	12	82	111	37	34	(22-12)	73.1	12.9
2011	13	141	55	57	33	(10-23)	68.5	11.5
2012	12	47	84	59	74	(17-57)	49.6	28.0
2013	12	70	92	69	33	(2-31)	61.4	12.5
2014	12	83	50	96	35	(18-17)	50.4	13.3
2015	13	59	110	86	31	(25- 6)	59.1	11.7
2016	14	141	116	27	24	(24- 0)	83.4	7.8
2017	12	127	85	44	8	(8- 0)	80.3	3.1
2018	12	91	66	57	50	(35-15)	59.5	18.9
2019	0	0	0	0	0	(- 0)	0.0	0.0

**HEAD COACH MEL TUCKER**

**Mel Tucker** is in his first season as a collegiate head coach, as he was named as Colorado's 26th full-time head coach on December 5, 2018. He thus owns a CU and career record of **0-0** as a head coach in NCAA Division I (FBS). A veteran of 22 seasons as coach (all on the defensive side of the ball), that run includes 10 years on three staffs in the National Football League from 2005-14 before he returned to the college ranks. He thus brings an impressive pedigree with him to Boulder, most recently as the defensive coordinator for the Georgia Bulldogs, who compiled a 32-9 record in his three years at the school, knocking heads with perennial power Alabama, where he was the assistant head coach to **Nick Saban** and the defensive backs coach for the Crimson Tide's 2015 national championship team. That was Tucker's second national championship team that he was a part of, as he was the defensive backs coach under **Jim Tressel** for Ohio State's 2002 BCS title team. He has been a member of three Saban staffs, as he began his coaching career in 1997 as a graduate assistant under him at Michigan State, and was with him for the 2000 season at Louisiana State (2000). In the NFL, he spent four seasons on both the Cleveland Brown and Jacksonville Jaguar staffs and two years with the Chicago Bears, with seven of those years as a defensive coordinator. At the tail end of the 2011 season, he served as interim head for the Jaguars after **Jack Del Rio** was relieved of his duties, guiding the team to a 2-3 record to finish the year. Prior to CU, the teams he was a part of posted a 173-141 won-lost record, but that included a 114-40 mark in the college ranks.



	Overall	Home	Road	Neutral	2nd Half	Ranked	Unranked	Non-league	League	Bowls
<b>Tucker at Colorado.....</b>	<b>0-0</b>	<b>0-0</b>	<b>0-0</b>	<b>0-0</b>	<b>0-0</b>	<b>0-0</b>	<b>0-0</b>	<b>0-0</b>	<b>0-0</b>	<b>0-0</b>
<b>Tucker / Career.....</b>	<b>0-0</b>	<b>0-0</b>	<b>0-0</b>	<b>0-0</b>	<b>0-0</b>	<b>0-0</b>	<b>0-0</b>	<b>0-0</b>	<b>0-0</b>	<b>0-0</b>
<b>COLORADO STREAKS:</b> 2-game plus wins, 2-game plus losses: <b>0, 0</b> . 3-game plus wins, 3-game plus losses: <b>0, 0</b> . 4-game plus wins, 4-game plus losses: <b>0, 0</b> . 5-game plus wins, 5-game plus losses: <b>0, 0</b> . 6-game plus wins, 6-game plus losses: <b>0, 0</b> . Longest winning streak: <b>0</b> . Longest losing streak: <b>0</b> .										

**TUCKER / PREVIOUS COACHING EXPERIENCE**

<b>1997-98</b>	Michigan State	Graduate Assistant (defense)	<b>2009</b>	Jacksonville (NFL)	Defensive Coordinator/Secondary
<b>1999</b>	Miami, Ohio	Defensive Backs	<b>2010-11</b>	Jacksonville (NFL)	Defensive Coordinator
<b>2000</b>	Louisiana State	Defensive Backs	<b>2011</b>	Jacksonville (NFL)	Interim Head Coach
<b>2001-03</b>	Ohio State	Defensive Backs	<b>2012</b>	Jacksonville (NFL)	Assistant Head Coach/Defensive Coordinator
<b>2004</b>	Ohio State	Co-Defensive Coordinator/ Defensive Backs	<b>2013-14</b>	Chicago (NFL)	Defensive Coordinator
<b>2005-07</b>	Cleveland (NFL)	Defensive Backs	<b>2015</b>	Alabama	Assistant Head Coach/Defensive Backs
<b>2008</b>	Cleveland (NFL)	Defensive Coordinator	<b>2016-18</b>	Georgia	Defensive Coordinator/Secondary

- ◆ Tucker, 47, has coached in a total of **314** football games in his career (**0** as a collegiate head coach; **5** as an interim NFL head coach): **154** in NCAA Division I/FBS (130 as a full-time assistant and another **24** as a grad assistant at Michigan State); plus **160** in the National Football League, 155 as an assistant coach).
- ◆ He has coached in 11 bowl games/postseason championships: 1997 Aloha, 2000 Peach, 2002 Outback, 2003 Fiesta/BCS National Championship, 2004 Fiesta, 2004 Alamo, 2015 Cotton/CFP Semifinal, 2016 CFP title game, 2016 Liberty, 2018 Rose/CFP Semifinal, 2018 CFP/National Championship.
- ◆ Coming to CU from Georgia, he didn't change fight songs: both schools incorporate the *Battle Hymn of the Republic* into their tunes.
- ◆ He is the second African-American head football coach at Colorado, as **Jon Embree** headed the program in 2011-12. He joins **David Shaw** (ninth year at Stanford), **Herm Edwards** (second season at Arizona State) and **Kevin Sumlin** (second season at Arizona) as black head coaches in the Pac-12 Conference. There are 13 in Division I/FBS, with the Big Ten having three (Illinois, Maryland, Penn State). Thus, the conferences tied into the Rose Bowl have seven African-Americans coaching their affiliate schools.
- ◆ Tucker has coached five NFL first round draft picks along with recruiting four others:  
*Coached:* **CB Chris Gamble** (Ohio State; No. 28 overall pick by Carolina, 2004 Draft); **CB Donte Whitner** (Ohio State; No. 6, Buffalo, 2006); **CB Marlon Humphrey** (Alabama; No. 16, Baltimore, 2017); **S Minkah Fitzpatrick** (Alabama; No. 11, Miami, 2018); **LB Roquan Smith** (Georgia; No. 8, Chicago, 2018).  
*Recruited:* **WR Ted Ginn, Jr.** (Ohio State; No. 9, Miami, 2007); **WR Anthony Gonzalez** (Ohio State; No. 32, Indianapolis, 2007); **CB Vernon Gholston** (Ohio State; No. 6, N.Y. Jets, 2008); **CB/S Malcolm Jenkins** (Ohio State; No. 14, New Orleans, 2009).
- ◆ His father, **Mel Tucker Sr.**, is a longtime close friend of **John Wooten**, CU's All-American guard in the mid-1950s who went on to play nine seasons with the Cleveland Browns and one with the Washington Redskins before starting a long and illustrious career in NFL administration. The families grew close from their time in Cleveland; Wooten was inducted into the College Football Hall of Fame in 2012.
- ◆ Tucker is not the first to be hired at Colorado with no previous collegiate head coaching experience, though he does have five games in the National Football League as an interim head coach. In the modern era (post-World War II), he joins an impressive list in **Dal Ward** (1948), **Sonny Grandelius** (1959), **Eddie Crowder** (1963), **Bill McCartney** (1982), **Rick Neuheisel** (1995) and **Jon Embree** (2011) as full-time coaches who were previously assistants. McCartney, of course, went on to become CU's all-time winningest coach with a 93-55-5 record over 13 seasons, and all but Embree had winning records.
- ◆ A 1995 graduate of the University of Wisconsin, earning his bachelor's degree in Agricultural Business Management. A member of the first recruiting class on Wisconsin head coach **Barry Alvarez**, he lettered at defensive back for the Badgers (and actually played a game against CU in Boulder in 1994).
- ◆ **CONTRACT.** Tucker was officially named CU's 26th full-time head coach on Dec. 5, 2018, and signed a 5-year contract worth just over \$14.75 million overall (\$500,000 base; \$950,000 radio/TV income & public appearances; \$950,000 assisting with promotions and fundraising income), plus various incentives that add to over \$1 million. The base salary will increase by \$75,000 and the other two major components by \$100,000 annually.
- ◆ **Tucker** is NOT a voter in the *USA Today*/ESPN Coaches poll; coaches are selected by a random draw. CU's head coach voted every season from 1987-2009, and the Buffalo coach has now had a vote for the 29 of the last 33 seasons.

**HEAD COACH MEL TUCKER** continued**Mel Tucker Year-By-Year Coaching Record**

Season	School	Overall					Pac-12 Conference					Finish/Conf.
		W	L	Pct.	Pts	Opp	W	L	Pct.	Pts	Opp	
2019	Colorado.....	0	0	.000	0	0	0	0	.000	0	0	.....
<b>Colorado &amp; Career Totals.....</b>		<b>0</b>	<b>0</b>	<b>.000</b>	<b>0</b>	<b>0</b>	<b>0</b>	<b>0</b>	<b>.000</b>	<b>0</b>	<b>0</b>	
As a GA at Michigan State (Big Ten; 2 seasons, 1997-98) ..... 13-11 1 bowl (0-1)												
As an assistant at Miami-Ohio (MAC; 1 season, 1999) ..... 7- 4												
As an assistant at Louisiana State (SEC; 1 season, 2000) ..... 8- 4 1 bowl (1-0)												
As an assistant at Ohio State (Big Ten; 4 seasons, 2001-04).... 40-11 4 bowl (3-1)												
As an assistant with Cleveland (NFL; 4 seasons, 2005-08) ..... 24-40												
As an assistant with Jacksonville (NFL, 4 seasons, 2009-11)..... 20-39												
As interim head coach with Jacksonville (NFL, 1 season, 2011).... 2- 3												
As an assistant with Chicago (NFL, 2 seasons, 2013-14)..... 13-19												
As an assistant at Alabama (SEC, 1 season, 2015)..... 14- 1 2 bowl (2-0)												
As an assistant at Georgia (SEC, 3 seasons, 2016-18)..... 32- 9 3 bowl (2-1)												

**COLORADO SUPERLATIVES UNDER MEL TUCKER**

The home (listed first) and road/neutral bests in the Mel Tucker Era at Colorado (2019-present; \*—denotes school record):

MOST FIRST DOWNS		MOST TOTAL OFFENSE		FEWEST FIRST DOWNS ALLOWED		LEAST TOTAL OFFENSE ALLOWED	
- Nebraska	Sept. 7, 2019	- Nebraska	Sept. 7, 2019	- Nebraska	Sept. 7, 2019	- Nebraska	Sept. 7, 2019
- Colorado State	Aug. 30, 2019	- Colorado State	Aug. 30, 2019	- Colorado State	Aug. 30, 2019	- Colorado State	Aug. 30, 2019
MOST RUSHING YARDS		MOST POINTS		FEWEST RUSHING YARDS ALLOWED		FEWEST POINTS ALLOWED	
- Nebraska	Sept. 7, 2019	- Nebraska	Sept. 7, 2019	- Nebraska	Sept. 7, 2019	- Nebraska	Sept. 7, 2019
- Colorado State	Aug. 30, 2019	- Colorado State	Aug. 30, 2019	- Colorado State	Aug. 30, 2019	- Colorado State	Aug. 30, 2019
MOST PASSING YARDS		MOST TIME OF POSSESSION		FEWEST PASSING YARDS ALLOWED		MOST TURNOVERS FORCED	
- Nebraska	Sept. 7, 2019	- Nebraska	Sept. 7, 2019	- Nebraska	Sept. 7, 2019	- Nebraska	Sept. 7, 2019
- Colorado State	Aug. 30, 2019	- Colorado State	Aug. 30, 2019	- Colorado State	Aug. 30, 2019	- Colorado State	Aug. 30, 2019
MOST OFFENSIVE PLAYS		LONGEST SCORING DRIVE (TD; Yards)		FEWEST OFFENSIVE PLAYS ALLOWED			
- Nebraska	Sept. 7, 2019	- Nebraska	Sept. 7, 2019	- Nebraska	Sept. 7, 2019		
- Colorado State	Aug. 30, 2019	- Colorado State	Aug. 30, 2019	- Colorado State	Aug. 30, 2019		

**MEL TUCKER VERSUS THE NATION**

School	W	L	Pts	Opp	School	W	L	Pts	Opp	School	W	L	Pts	Opp
Air Force .....	0	0	0	0	Nebraska.....	0	0	0	0	UCLA .....	0	0	0	0
Arizona .....	0	0	0	0	Oregon.....	0	0	0	0	Utah .....	0	0	0	0
Arizona State .....	0	0	0	0	Oregon State.....	0	0	0	0	Washington .....	0	0	0	0
California .....	0	0	0	0	Southern California	0	0	0	0	Washington State ..	0	0	0	0
Colorado State.....	0	0	0	0	Stanford.....	0	0	0	0	<b>Totals.....</b>	<b>0</b>	<b>0</b>	<b>0</b>	<b>0</b>

**MEL TUCKER TEAMS / SITUATIONAL AT COLORADO**

Category	W	L	Category	W	L	Category	W	L	Category	W	L
Overall .....	0	0	Scoring 50+ Points .....	0	0	CU Scoring First.....	0	0	August.....	0	0
Home.....	0	0	Scoring 20+ Points .....	0	0	CU Leading At Half .....	0	0	September.....	0	0
Road .....	0	0	Scoring <20 Points .....	0	0	CU Trailing at Half .....	0	0	October.....	0	0
Neutral .....	0	0	Allowing <20 Points.....	0	0	CU Tied At Half .....	0	0	November.....	0	0
Bowl Games.....	0	0	Shutouts .....	0	0	CU Leading After 3Q .....	0	0	December .....	0	0
Non-Conference.....	0	0	7-Pt Games Or Closer....	0	0	CU Trailing After 3Q .....	0	0	January.....	0	0
Pac-12 Conf. Games.....	0	0	Ranked Teams (AP).....	0	0	CU Tied After 3Q .....	0	0	Friday.....	0	0
Home.....	0	0	Top 5 (0-0 vs. No. 1) ...	0	0	Overtime.....	0	0	Saturday.....	0	0
Road.....	0	0	Top 10 .....	0	0	1 OT .....	0	0	Mountain Time Zone ....	0	0
Day Games .....	0	0	Unranked Teams.....	0	0	2 OT .....	0	0	Pacific Time Zone.....	0	0
Night Games.....	0	0	As A Ranked Team.....	0	0						

**TUCKER / POINT DIFFERENTIAL AT COLORADO**

Margin	1	2	3	4	5	6	7	8	9	10	11	12	13	14	15	16	17	18	19	20	21	22	23	24	25	--	--	--	--	--	--	--	--	--	--	Total
Won	0	0	0	0	0	0	0	0	0	0	0	0	0	0	0	0	0	0	0	0	0	0	0	0	0	0	0	0	0	0	0	0	0	0	0	0
Lost	0	0	0	0	0	0	0	0	0	0	0	0	0	0	0	0	0	0	0	0	0	0	0	0	0	0	0	0	0	0	0	0	0	0	0	0

**COACHES ON GAME DAY (2019)**

The location for CU coaching staff during games (all except the quality control staff are among those allowed within the NCAA maximum to wear headsets):

**SIDELINE:** Head coach **Mel Tucker** (will wear a headset), defensive coordinator/safeties coach **Tyson Summers**, defensive line coach **Jimmy Brumbaugh**, outside linebackers coach **Brian Michalowski**, receivers coach **Darrin Chiaverini**, offensive line coach **Chris Kapilovic**, tight ends coach **Al Pupunu** and quality control staffers **Bryan Cook** (defense) and **Reed Heim** (special teams) and grad assistants **Cordae Hankton** (offense) and **Blaine Miller** (defense).

**COACHES BOOTH:** Offensive coordinator/quarterback coach **Jay Johnson**, running backs coach **Darian Hagan**, inside linebacker/special teams coach **Ross Els**, cornerback coach **Travares Tillman** and quality control for the offense **Will Peagler**. Two graduate assistants are also in the press box: **Jack Harris** (offense) and **Dalmin Gibson** (defense).





## WHAT THEY'VE SAID ABOUT MEL TUCKER

**NICK SABAN, Alabama Head Coach**

"I've known Mel for well over 20 years and he is one of the brightest coaches in our profession. I think he will do an outstanding job as the head coach of the Colorado Buffaloes. They are getting a guy with a great personality, who knows college football, works hard each and every day, and does it with a tremendous amount of enthusiasm and positive energy."

**KIRBY SMART, Georgia Head Coach**

"When I came to Georgia, one of my top priorities was to bring Mel Tucker in as defensive coordinator. He is an exceptional coach, coordinator and trusted friend. He has a great combination of college experience, time in the NFL and has been a remarkable mentor to our players. Mel has been one of the major influences in the success we have had and we will certainly miss him. I look forward to following his career at Colorado."

**BARRY ALVAREZ, Wisconsin A.D. (Tucker's College Coach)**

"Mel was a part of my first recruiting class at Wisconsin and helped us turn the program around. He is an outstanding individual and a really good football person. His background, the people and the programs he has worked for and the success he's been a part of is very impressive. He's been successful at both the NFL and college level. He is truly a quality individual and the people at Colorado are going to love Mel."

**ROMEO CRENNEL, Houston Texans Defensive Coordinator**

"Congratulations to Mel Tucker and the Colorado Buffaloes on a fantastic hire. Mel is a great coach with a proven track record of success, but he's also a tremendous person with a great family that will represent the university with nothing but class. I look forward to seeing the program he will build at Colorado and wish him the best of luck."

**JIM TRESSEL, Ohio State Head Coach (2001-10)**

"Mel Tucker is a special communicator, a family man, and a superb football coach. The Buffalo Football Family will thrive under Mel's leadership. A man with high expectations for himself and his student-athletes, Colorado Football will enjoy a terrific recruiter, football strategist, and an "all-in" member of the community."

**JOHN WOOTEN, Former Buff ('58)/CFB Hall of Fame Inductee**

(After learning Tucker was hired) "Today, I am as happy as I was when we beat Clemson to win the 1957 Orange Bowl. Mel Tucker has been one of the top people in football as a coach and is a top quality person. Our families go back a long, long time. This is a sensational young man, a man of integrity just like his father. I am so excited that Rick George and the CU leadership believe Mel is the right person for the job. I would have told them so ahead of time... I am just thrilled with this."

**CHRIS FOWLER, ESPN CFB Personality (CU Alum)**

"Mel is a strong, inspired choice to lead the Buffs' football program. I've spent a lot of time around the UGA program and have been impressed with his football savvy, communication skills, and recruiting talents. He has worked very hard for this opportunity and I believe he will seize it and succeed."

**JOEL KLATT, FOX Sports CFB Personality (CU Alum)**

"Coach Tucker is one of the most respected in the industry with a long track record of success coaching with the best college football and the NFL have to offer. Beloved by his players, Coach Tucker has a rare ability to connect with and motivate today's athlete. His defenses and teams have been some of the most successful, and more importantly, toughest teams in the sport."

**BRIAN IWUH, CU Linebacker ('05), Jacksonville Jaguar (2009)**

"Mel was great, a very good coach, just a solid guy who tells it like it is. I enjoyed playing for Mel. He got along with all of us, everybody liked him and was fond of him. His big thing was, 'scoop and score.' He always wanted the defense to make an impact. Get after the ball, let's score on defense."

**PAUL POSLUSZNY, Former Jacksonville Jaguar**

"I believe that Coach Tucker will absolutely make a great head coach, especially at the collegiate level. He has great command, presence, and he's very influential. He's very structured, detailed, and organized as well. I would have run through a brick wall if he asked me to." (Posluszny won the Bednarik Award twice (2005-06), and won the 2005 Butkus Award)

## THE CLASS OF '19

Ahead of the 2019 season, 27 programs including CU hired new head coaches, 10 of whom ( ^ ) are first-time head coaches on the collegiate level (four first-timers [\*] at the FBS level). Here's a look at those coaches in 2019 that make up the "class of 2019" and their records through games of August 26:

<b>Coach, School (2019 record)</b>	<b>W</b>	<b>L</b>	<b>Pct.</b>
*Tom Arth, Akron (0-0) .....	0	0	.000
^Elijah Drinkwitz, Appalachian State (0-0) .....	0	0	.000
^Scot Loeffler, Bowling Green (0-0) .....	0	0	.000
Jim McElwain, Central Michigan (0-0) .....	0	0	.000
*Will Healy, Charlotte (0-0) .....	0	0	.000
*Jamey Chadwell, Coastal Carolina (0-0) .....	0	0	.000
<b>^Mel Tucker, Colorado (0-0) .....</b>	<b>0</b>	<b>0</b>	<b>.000</b>
Mike Houston, East Carolina (0-0) .....	0	0	.000
Geoff Collins, Georgia Tech (0-0) .....	0	0	.000
Dana Holgorsen, Houston (0-0) .....	0	0	.000
Les Miles, Kansas (0-0) .....	0	0	.000
*Chris Klieman, Kansas State (0-0) .....	0	0	.000
Hugh Freeze, Liberty (0-0) .....	0	0	.000
Scott Satterfield, Louisville (0-0) .....	0	0	.000

<b>Coach, School (2019 record)</b>	<b>W</b>	<b>L</b>	<b>Pct.</b>
Mike Locksley, Maryland (0-0) .....	0	0	.000
^Walt Bell, Massachusetts (0-0) .....	0	0	.000
Mack Brown, North Carolina (0-0) .....	0	0	.000
^Thomas Hammock, Northern Illinois (0-0) .....	0	0	.000
^Ryan Day, Ohio State (0-0) .....	0	0	.000
Rod Carey, Temple (0-0) .....	0	0	.000
^Jake Spavital, Texas State (0-0) .....	0	0	.000
Matt Wells, Texas Tech (0-0) .....	0	0	.000
^Chip Lindsey, Troy (0-0) .....	0	0	.000
Gary Anderson, Utah State (0-0) .....	0	0	.000
Neal Brown, West Virginia (0-0) .....	0	0	.000
^Tyson Helton, Western Kentucky (0-0) .....	0	0	.000
^Manny Diaz, Miami-Fla. (0-1) .....	0	1	.000

**BUFF ALUMNI IN THE FBS COACHING RANKS:** Brad Bedell ('99), OL, Boise State; **Ronnie Bradford** ('92), DB, USC; **Jalil Brown** ('10), DB, Northern Arizona; **Jason Burianek** ('02), HC, Missouri Baptist; **Cedric Cormier** ('01), WR, UNLV; **Rich Fisher** ('92), WR, Nebraska; **David Gibbs** ('90), DC, Texas Tech; **Chris Naeole** ('96), OL, Hawaii; **Anthony Perkins** ('11), CB, Colorado State; **Pete Shinnick** ('86), HC, West Florida; **Steve Stripling** ('76), Assoc. HC/DL, Tennessee; **Ryan Walters** ('08), DC/DB, Missouri.

**IN THE FCS:** **Cha'pelle Brown** ('08), UC Davis, DB; **Paul Creighton** ('03), UC Davis, TE; **Ty Gregorak** ('99), DC/LB, Montana; **Cody Hawkins** ('10), UC Davis, WR; **Jeff Smart** ('09), OLB, Penn.

**IN DIVISION II:** **Pete Shinnick** ('88), head coach at West Florida; **Donnell Leomiti** ('95), DC/DB at CSU-Pueblo; **Chris Symington** ('87), OL at CSU-Pueblo.

**IN THE NFL** (see page with Buffs In the Pros).

**2019 COLORADO FOOTBALL STAFF**

<b>Head Coach</b>	Mel Tucker ( <i>Wisconsin '95</i> )	<b>Director of Football Operations</b>	Bryan McGinnis ( <i>San Jose State '07</i> )
<b>Assistant Head Coach / Receivers</b>	Darrin Chiaverini ( <i>Colorado '99</i> )	<b>Asst. Director of Football Operations</b>	Scott Unrein ( <i>Colorado '11</i> )
<b>Offensive Coordinator / Quarterbacks</b>	Jay Johnson ( <i>Northern Iowa '92</i> )	<b>Operations/Assistant to Head Coach</b>	Will Price ( <i>Alabama '13</i> )
<b>Offensive Line / Run Game Coordinator</b>	Chris Kapilovic ( <i>Missouri State '90</i> )	<b>Director of Recruiting</b>	Cymone George ( <i>Georgia Southern '12</i> )
<b>Running Backs</b>	Darian Hagan ( <i>Colorado '96</i> )	<b>Director of Player Personnel</b>	Geoff Martzen ( <i>Fresno State '11</i> )
<b>Tight Ends</b>	Al Pupunu ( <i>Utah '06</i> )	<b>Director of Quality Control/Offense</b>	William Peagler ( <i>Clemson '10</i> )
<b>Defensive Coordinator / Safeties</b>	Tyson Summers ( <i>Presbyterian '02</i> )	<b>Director of Quality Control/Defense</b>	Bryan Cook ( <i>Ithaca '98</i> )
<b>Defensive Backs</b>	Travares Tillman ( <i>Georgia Tech '10</i> )	<b>Director of Quality Control/Special Teams</b>	Reed Heim ( <i>Austin '00</i> )
<b>Defensive Line</b>	Jimmy Brumbaugh ( <i>Auburn '04</i> )	<b>Recruiting Assistant</b>	Tessa Akers ( <i>Georgia Southern '17</i> )
<b>Inside Linebackers/Special Teams Coord.</b>	Ross Els ( <i>Nebraska-Omaha '88</i> )	<b>Recruiting Assistant</b>	Megan Mueller ( <i>Colorado '19</i> )
<b>Outside Linebackers</b>	Brian Michalowski ( <i>Arizona State '11</i> )	<b>Recruiting Assistant</b>	Matt Pick ( <i>Colorado State '18</i> )
<b>Offensive Graduate Assistant</b>	Jack Harris ( <i>Colorado '13</i> )	<b>Director of Strength &amp; Conditioning</b>	Drew Wilson ( <i>King's College '00</i> )
<b>Offensive Graduate Assistant</b>	Cordae Hankton ( <i>Southern '17</i> )	<b>Asst. Strength &amp; Conditioning Coach</b>	Justin Geyer ( <i>Mt. St. Joseph '10</i> )
<b>Defensive Graduate Assistant</b>	Dalmin Gibson ( <i>Dickinson State '14</i> )	<b>Asst. Strength &amp; Conditioning Coach</b>	Cody Stout ( <i>Indianapolis '14</i> )
<b>Defensive Graduate Assistant</b>	Blaine Miller ( <i>Grove City College '12</i> )	<b>Asst. Strength &amp; Conditioning Coach</b>	D.D. Goodson ( <i>Colorado '15</i> )
		<b>Asst. Strength &amp; Conditioning Coach</b>	Teddy O'Connor ( <i>New Hampshire '12</i> )

**AND NEW FACES AROUND IN TWO KEY AREAS**

The Buffaloes also have two new employees in key areas heading into the season: **Chris Dountas** joined the department as the new director of football equipment on July 22, while **Andrew Hamstra** was named CU's new associate athletic trainer for football on August 6. Dountas, 40, came to Colorado from Stanford University, where he was an assistant athletic director and equipment manager since 2016, overseeing the day-to-day equipment operation for all 36 Cardinal varsity sport programs. Hamstra, 30, joined the Colorado staff from Washington State University, where he had served as the school's head football athletic trainer from June 2018 through July 2019; before he was named WSU's full-time athletic trainer, he was first the interim head athletic trainer for the 2018 spring practices and the initial summer workouts, a position he was promoted into from his assistant athletic trainer role in which he had performed dating back to 2014.

**2019 COACHING CHANGES**

Mike MacIntyre was dismissed after six seasons coaching the Buffaloes last Nov. 18; his teams were 30-44 overall and 14-39 in Pac-12 Conference games. **Mel Tucker** was then named the 26th head coach in Colorado history on Dec. 5. Tucker brought several of his colleagues from the University of Georgia to fill out his first-ever coaching staff, but did retain three assistants off MacIntyre's staff: **Darrin Chiaverini**, **Ross Els** and **Darian Hagan**. Also remaining on staff are **Bryan McGinnis** and **Scott Unrein** (football operations), graduate assistants **Dalmin Gibson** and **Jack Harris** and the entire strength and conditioning staff under **Drew Wilson**. (*All but one coach who were not retained from the previous staff have found other full-time positions: Mike MacIntyre (Ole Miss), Klayton Adams (Indianapolis Colts), Gary Bernardi (San Diego State), Kwabn Drake and D.J. Eliot (Kansas) and Kurt Roper (N.C. State; Ashley Ambrose is the remaining coach.)*)

➔ The CU staff has remained intact twice since **Bill McCartney's** 1988 and 1989 teams, in 2011-12 (under **Jon Embree**) and 2013-14 (under **Mike MacIntyre**).

**COLORADO NEAR THE TOP IN ALL-TIME 1,000-YARD / 2,000-YARD CAREER RUNNERS**

In 2018, **Travon McMillian** became the 54th player in Colorado history rush for 1,000 or more yards in a career, doing so with 1,009 yards in his only season in Boulder after being a graduate transfer from Virginia Tech. **QB Steven Montez** could be next in line, as he enters his senior year with 807 yards (he's well over 1,00 yards when you subtract sacks); he's looking to become the seventh quarterback to crack 1,000 career rushing yards. CU is sixth all-time in known 1,000-yard runners (many schools don't know the number). Oklahoma tops the list with 77, as well the 2K list with 32 (the Buffs are tied for 11th with the most 2,000-yard career runners, 19). The all-time leaders in players who have reached the career 1K and 2K plateaus:

Oklahoma	77/32	Texas A & M	47/20	Illinois	44/17	Indiana	41/13	Kentucky	36/ 9	Florida	--/18
Ohio State	69/27	Arkansas	47/18	South Carolina	44/16	North Carolina	41/13	Mississippi State	35/11	Colorado State	28/18
Nebraska	65/30	Houston	47/15	Virginia	43/19	Virginia Tech	40/19	Wake Forest	34/11	Tennessee	26+/16
Southern California	61/20	Iowa	47/15	Auburn	43/17	Boston College	40/17	Tulsa	34/15	Georgia	21+/16
Alabama	60/20	Air Force	47/10	Georgia Tech	43/13	Georgia Southern	39/28	Utah State	32/ 4	Western Michigan	--/15
<b>Colorado</b>	<b>54/19</b>	Duke	46/ 7	Minnesota	43/13	San Diego State	37/14	-----	-----	Utah	--/14
Army	53/11	Syracuse	45/22	Florida State	42/15	Bowling Green	37/13	<b>--only know 2k rushers--</b>		New Mexico	25+/13
Texas	51/19	Penn State	45/19	Northern Illinois	41/18	Mississippi	37/13	Michigan	--/20	SMU	21+/12
West Virginia	50/15	Mississippi	45/ 8	Wisconsin	41/17	Baylor	37/11	Clemson	--/20		
LSU	48/16	Oklahoma State	44/25	Michigan State	41/16	East Carolina	36/17	Northern Illinois	--/19		

In 1989, Colorado had four players on the roster at the same time with at least 1,000 career yards: **TB Eric Bieniemy**, **TB J.J. Flannigan**, **QB Darian Hagan** and **FB Erich Kissick**. Only two other times did the Buffs have three players that had hit that plateau on the same team, in 1993: **FB James Hill**, **TB Rashaan Salaam** and **TB Lamont Warren** and in 2015: **Christian Powell**, **Michael Adkins** and **Phillip Lindsay**.

**Historical Note.** Colorado is 1-yard away from another 2,000-yard rusher: **Carroll Hardy ('54)** ended his career with 1,999 yards. CU's SID at the time, **Fred Casotti**, never forgave himself for that one, especially since his final game came against Kansas State, when he had 10 carries for 238 yards. In that 38-14 win, the Buffs rushed 36 times for 493 yards, or 13.7 yards per; he no doubt could have picked up that extra yard. Hardy went on to play pro football and baseball, and his claim to fame was becoming the only player to pinch-hit for **Ted Williams** (he also pinch-hit for **Roger Maris** and **Carl Yastrzemski**).

**HISTORICALLY**

Colorado is in its second century of intercollegiate football, as the Buffaloes are in their 129th season of competition having played **1,249** games with an all-time record of **705-508-36**. CU currently stands 25th on the all-time win list and is 36th in all-time winning percentage (.579; the Buffs are 29th for those schools with 1,000 or more games played in Division I-A). Only 12 Division I schools have played more seasons of intercollegiate football than Colorado; Washington is the only Pac-12 school that matches CU's total of 129 (Cal is the only one who has played more games – 1,257), with only USC (839) and Washington (735) having won more games (CU is sixth in the league in winning percentage).

➔ In Boulder, the Buffs are **407-197-16 (.669)** all-time and **315-175-10 (.640)** in 95 seasons on the “hilltop” (Folsom Field).

**OVERTIME**

Colorado is **6-8** all-time in overtime games (**3-5** at home), all seven losses by three points; the Buffs became the 84th team in FBS/I-A to play an overtime game when it played its first extra session affair against Missouri in 1999. Here's a chart summarizing the Buffs in overtime (\*—denotes in Denver):

-----Total Yards-----									
Date	Opponent	Score	Regulation	Coin Toss	Choice	Offense	Defense	Notes	
Oct. 9, 1999	MISSOURI	W 46-39	39-39	Missouri	Defense	25	13	Ends with Ben Kelly INT	
Nov. 26, 1999	NEBRASKA	L 30-33	27-27	Nebraska	Defense	9	25	CU trailed 27-3 early in 4th	
Nov. 9, 2002	at Missouri	W 42-35	35-35	Missouri	Defense	25	18	Ends with Kory Mossoni FR	
Dec. 28, 2002	Wisconsin	L 28-31	28-28	Wisconsin	Defense	-2	5	Alamo Bowl	
Oct. 11, 2003	KANSAS	W 50-47	44-44	Colorado	Defense	25	7	Brian Calhoun 3-25, TD rushing in OT	
Oct. 23, 2004	at Texas A & M	L 26-29	26-26	Colorado	Defense	14	33	First CU turnover in an OT ends it	
Oct. 7, 2006	BAYLOR	L 31-34 (3 OT)	17-17	Colorado	Defense	42	72	Ends in 3OT on Baylor INT	
Sept. 1, 2007	*Colorado State	W 31-28	28-28	Colorado	Defense	7	16	Kevin Eberhart kicks GWFG (35) after Terrance Wheatley INT	
Sept. 18, 2008	WEST VIRGINIA	W 17-14	14-14	Colorado	Defense	18	19	Aric Goodman kicks GWFG (25) after WVU FG miss	
Sept. 10, 2011	CALIFORNIA	L 33-36	30-30	California	Defense	20	45	CU drives to CA4 but drive stalled	
Sept. 27, 2014	at California	L 56-59 (2 OT)	49-49	Colorado	Defense	46	34	CU drives to CA1 but failed on 4th down	
Oct. 25, 2014	UCLA	L 37-40 (2 OT)	31-31	Colorado	Defense	13	40	CU rallied from 31-14 down in 4th; two OT FGs	
Sept. 19, 2015	*Colorado State	W 27-24	24-24	Colorado	Defense	10	2	Diego Gonzalez kicks GWFG (32) after Tedric Thompson FG block	
Oct. 27, 2018	OREGON STATE	L 34-41	34-34	Colorado	Defense	18	30	CU drives to OS7, but four straight plays gain zero yards	

**COMEBACK BUFFS**

Over the last 10 seasons, Buffs rallied to win from 10 or more points down 12 times, including twice under Mike MacIntyre, including rallying from its largest deficit ever against CSU. In 2014, UMass was up by 11 early in the second half after cashing in on a pick-six. Two of the rallies came from 17 down: in 2012, Washington State led, 31-14, early in the fourth quarter, but CU scored three straight TDs to close the game, capped by **QB Jordan Webb** scoring on fourth down from four yards out with 0:09 remaining; **PK Will Oliver** added the game winning PAT. In 2007, the Buffs got the best of No. 3 Oklahoma when **PK Kevin Eberhart** capped a run of 20 straight points with a 45-yard field goal for a 27-24 win. Eight have taken place in Boulder, a ninth (the first one) in Denver against CSU, and two on the road (the Washington State comeback was the largest fourth quarter comeback on the road CU has ever had).

**COLORADO COMEBACKS**

Trailed By	Time, Qtr.	Final	Opponent (Date)
<b>14</b> ( 0-14)	2:44, 1Q	27-24	OT; Colorado State (Sept. 19, 2015)
<b>11</b> (20-31)	12:24, 3Q	41-38	at Massachusetts (Sept. 6, 2014)
<b>17</b> (14-31)	8:07, 4Q	35-34	at Washington State (Sept. 22, 2012)
<b>11</b> ( 3-14)	3:47, 1Q	44-36	KANSAS STATE (Nov. 20, 2010)
<b>10</b> (14-24)	10:40, 3Q	29-27	GEORGIA (Oct. 2, 2010)
<b>10</b> ( 0-10)	0:00, 2Q	31-13	HAWAII (Sept. 18, 2010)
<b>10</b> (21-31)	11:01, 4Q	35-34	TEXAS A&M (Nov. 7, 2009)
<b>11</b> (13-24)	9:14, 4Q	28-24	IOWA STATE (Nov. 8, 2008)
<b>14</b> ( 7-21)	7:29, 2Q	31-24	EASTERN WASHINGTON (Sept. 6, 2008)
<b>11</b> (24-35)	0:23, 2Q	65-51	NEBRASKA (Nov. 23, 2007)
<b>17</b> ( 7-24)	12:23, 3Q	27-24	OKLAHOMA (Sept. 29, 2007)
<b>11</b> (17-28)	10:05, 3Q	31-28	OT; Colorado State (Sept. 1, 2007)

**LITTLE KNOWN RARITY**

In CU history, the Buffaloes have had a 100-yard rusher and receiver in the same game on **47** occasions (**36-11** when this occurs); it has happened four times this season, against CSU, UCLA, Arizona State and Oregon State. Since CU joined the Pac-12 in 2011, it has occurred **17** times overall (once each in 2011, 2012, 2013, 2014 and 2015; four times in 2016, thrice in 2017 and four times in 2018). In 2001, the first time the same player had 100 yards in both in the same game at Colorado occurred when **TB Cortlen Johnson** had 172 rushing and 105 receiving at Iowa State. *The full list can be found on page 192 of the 2018 CU Media Guide.*

**FOLSOM FIELD CAPACITY SNAPSHOT**

Folsom Field's official capacity had been 53,613, expanded last in 2003 when 1,903 club seats and 41 suites were added in the east side stadium expansion; however, with CU's \$156 million Athletics Complex Expansion nearing completion and the northeast corner of the stadium and the north stands now redesigned, the new capacity now stands at **50,183**. Folsom is tied for the 18th oldest venue among the 128 NCAA Division I-A/FBS stadiums. It is the fourth oldest stadium in the Pac-12 Conference, as only Husky Stadium (Washington, 1920), Rose Bowl Stadium (UCLA, 1922) and Los Angeles Memorial Coliseum (USC, 1923) are older.

**CU FOOTBALL REMAINS SECOND MOST POPULAR PER-GAME SELL IN STATE**

The final home attendance figure for 2018 was **274,852**, an average of 45,809 for six home games, a slight decrease after four straight years of increases. It will mark the 24th straight season that Colorado football was the second largest average draw *per game* in the state behind the NFL Denver Broncos (and the 42nd time in the last 44 years). The fledgling Colorado Rockies took over the second spot the two years they played at old Mile High Stadium, averaging in the mid-to-upper 50s in 1993 and 1994. The Broncos wrestled the state's top spot away from the Buffs permanently in 1975 after first doing so in 1969, with six years of see-sawing in-between (CU had been the state attendance leader since Folsom Field was built in 1924). CU continues to have the second largest public and overall season ticket base in the state (the count for 2017 was 32,308 when adding in 11,500 student holders to 20,808 public tickets (student tickets are purchased, just at a discounted rate). In 2017, CU was again first in the state in college football attendance for the **52nd** straight year, ahead of Colorado State Colorado State (32,062, six games) and Air Force (31,534, five games; AFA was the last school top CU's figure, in 1965). The Broncos averaged 76,356 fans per game in 2017; the Rockies averaged 37,233 this past summer.



## SCORING STREAKS

The Buffs scored in a school record **242** consecutive games until Missouri ended the streak on October 25, 2008; it was first shutout loss since November 12, 1988 to Nebraska in Lincoln (7-0). The Buffs had scored in **94** consecutive road games (123 including neutral sites) as well as in 153 straight league games, all 103 in Big 12 play, including the four title games, and their final 50 in Big Eight competition, dating back to the '88 shutout at Nebraska. CU had scored in **150** straight games at home until Stanford shut out the Buffs, 48-0 on Nov. 3, 2012; the previous last shutout was a 28-0 loss to Oklahoma on Nov. 15, 1986.

Current streaks:

- CU had scored in **60** straight games overall, dating back to 2012, before being shut out at Washington State (0-28) last Oct. 21; new streak is **15**.
- CU has scored in **163** straight games against non-conference opponents (last shutout: a 44-0 loss at home to LSU on September 15, 1979).
- The home shutout losses to Stanford ('12), Oklahoma in '86 and LSU in '79 are the only three times CU has not scored at Folsom Field over the course of the last **322** games (all the way back to 1963).
- CU has been shutout just four times in the last **371** games overall (by Missouri in 2008 and 2010, by Stanford in 2012 and Washington State in 2017).
- CU has been shutout just 11 times in its last **604** games (dating to October 5, 1968), but only six schools have administered them: Oklahoma (three times), Missouri (twice), Nebraska (twice), Louisiana State, Michigan and Stanford.

## SAFELY AHEAD

The Buffs have been a virtual lock to win once they have a lead of two or more scores (nine-plus points) over the past 41-plus seasons. Since the 1976 opener, CU has protected a two-score lead **243** of **277** times, losing 30 and tying three when it blew the lead; a closer look (\*—Disneyland Pigskin Classic at Anaheim):

Date	Opponent	CU Lead (when)	Result	Date	Opponent	CU Lead (when)	Result
11/02/18	at Arizona	10 (10-0; 1st Quarter)	L, 34-42	09/08/07	at Arizona State	14 (14- 0; 2nd Quarter)	L, 14-33
10/27/18	OREGON STATE	28 (31-3; 3rd Quarter)	L, 34-41 OT	10/28/06	at Kansas	9 ( 9- 0; 3rd Quarter)	L, 15-20
11/04/17	at Arizona State	10 (27-17; 4th Quarter)	L, 30-41	09/23/06	at Georgia	13 (13- 0; 4th Quarter)	L, 13-14
9/17/16	at Michigan	14 (21-7; 1st Quarter)	L, 28-45	10/23/04	at Texas A&M	12 (19- 7; 3rd Quarter)	L, 26-29 OT
11/13/15	SOUTHERN CALIFORNIA	14 (17-3; 2nd Quarter)	L, 24-27	11/01/03	at Texas Tech	14 (14- 0; 1st Quarter)	L, 21-26
11/01/14	WASHINGTON	10 (20-10; 2nd Quarter)	L, 23-38	10/04/03	at Baylor	9 (23-14; 3rd Quarter)	L, 30-42
09/27/14	at California	14 (28-14; 3rd Quarter)	L, 56-59 2OT	11/11/00	Iowa State	11 (20- 9; 2nd Quarter)	L, 27-35
08/29/14	Colorado State (Denver)	10 (17-7; 3rd Quarter)	L, 17-31	09/02/00	Colorado State (Denver)	10 (24-14; 3rd Quarter)	L, 24-28
09/08/12	SACRAMENTO STATE	14 (14-0; 1st Quarter)	L, 28-30	10/23/93	at Kansas State	9 ( 9- 0; 2nd Quarter)	T, 16-16
09/01/12	Colorado State (Denver)	11 (14-3; 2nd Quarter)	L, 17-22	09/18/93	at Stanford	10 (37-27; 4th Quarter)	L, 37-41
10/01/10	WASHINGTON STATE	10 (27-17; 4th Quarter)	L, 27-31	09/15/90	at Illinois	14 (17- 3; 2nd Quarter)	L, 22-23
11/06/10	at Kansas	28 (45-17; 4th Quarter)	L, 45-52	08/26/90	*Tennessee	14 (31-17; 4th Quarter)	T, 31-31
10/23/10	TEXAS TECH	10 (24-14; end 3rd Quarter)	L, 24-27	09/27/86	ARIZONA	9 (21-12; 4th Quarter)	L, 21-24
11/19/09	at Oklahoma State	11 (21-10; 3rd Quarter)	L, 28-31	11/03/84	KANSAS	11 (27-16; 4th Quarter)	L, 27-28
10/10/09	at Texas	11 (14-3; 2nd Quarter)	L, 14-38	10/16/82	at Oklahoma State	13 (13- 0; 1st Quarter)	T, 25-25
11/28/08	at Nebraska	14 (14-0; 1st Quarter)	L, 31-40	09/19/81	WASHINGTON STATE	10 (10- 0; 4th Quarter)	L, 10-14
11/10/07	at Iowa State	21 (21- 0; 3rd Quarter)	L, 28-31	10/10/79	OKLAHOMA STATE	20 (20- 0; 4th Quarter)	L, 20-21

Colorado has lost only 35 games (and was tied twice) dating back to 1980 when leading by *any* margin at any point in the fourth quarter or overtime. The most recent loss was this year, a 41-34 overtime setback to Oregon State after taking a 31-3 lead on the first play of the second half. The ties came against Tennessee in 1990 (31-31, after leading 31-17) and Kansas State in 1993 (16-16 after taking a late 16-13 lead).

- Colorado has won **128** of its last **151** games in which it at any point has held a two-score lead. A 2003 loss to Baylor snapped a 26-game winning streak in such situations on the road, and an overall streak of 49 consecutive wins from 1993 to 1999 was snapped by CSU in 2000. In this same span, **Colorado has rallied to win 40 games and tie two others dating back to 1981 after once trailing at some point in the fourth quarter** (not including coming from 27-3 down against Nebraska in 1999 before losing in OT). The most recent was the 33-28 win at Nebraska on Sept. 8 of this year: after CU zoomed to a quick 14-0 lead in the first quarter, the Huskers went on a 28-6 run to take a 28-20 lead early in the second half, only to see CU rally and score the winning TD with 1:06 remaining on a 40-yard touchdown pass from Steven Montez to Laviska Shenault. Previous to that, the last two rallies were a 36-33 win at Oregon State in 2017 and a 41-38 win at Oregon in 2016. Two of the biggest ones occurred in 2007: CU rallied from 28-17 down in the third and 28-25 in the fourth to defeat CSU 31-28 in overtime) and Oklahoma (down 24-7 late in the third, eventually tying the fourth largest comeback in school history in winning 27-24).

## INJURIES UP AGAIN IN 2018 AFTER TWO PEDESTRIAN YEARS

Injuries were kept to a minimum the last two seasons after a flurry in 2015, as that season 10 positions had a starter miss at least one game due to injury. But in 2018, it was a different story as injuries hit **11** different starting positions (including punter and placekicker) that lost their starter for multiple games. Below are the worst regular seasons for injuries/illness for the CU program over the last 33 years (KEY: GL—Games lost to injury; GL/2—Games lost by 2-deep scrimmage players; MG—"Man games" as defined by as the total number of games if all players NOT ticketed to redshirt played every game; Pct. Lost —percentage of man games lost, knowing that in actuality, the number is higher as third-team players and reserves don't see that much action; 2/MG—2-deep man games, or starting 24 positions (including kickers and punters plus backups):

Season	G	GL	MG	Pct. Lost	GL/2	2/MG	Pct. Lost	Season	G	GL	MG	Pct. Lost	GL/2	2/MG	Pct. Lost
2008	12	121	1008	12.0	110	576	19.1	2012	12	108	984	11.0	71	576	12.3
2011	13	141	1066	12.8	115	624	18.4	<b>2018</b>	<b>12</b>	<b>96</b>	<b>1,056</b>	<b>9.1</b>	<b>70</b>	<b>576</b>	<b>12.2</b>
1998	11	101	864	11.7	89	528	16.9	2016	14	129	1224	10.6	75	672	11.2
2000	11	101	880	11.5	82	528	15.5	2003	12	74	876	8.4	58	576	10.1
2010	12	103	924	11.1	88	576	15.3	1997	11	51	770	6.6	41	528	7.8
2015	13	120	1053	11.4	93	624	14.9	2017	12	61	960	6.4	39	576	6.8
2002	13	139	1118	12.4	80	624	12.8								

\*—man-games for 2-deep include P and PK spots.

Dating back to 1987, only 15 times has CU lost over five percent of its "man game" count due to injury (1995-97-98-2000-02-03-08-10-11-12-13-15-16-17-18).



**BUFFS AGAINST THE BEST**

Here's a look at how CU has fared all-time against nationally ranked teams (*Associated Press* poll):

<b>Games</b>	<b>All-Time Record</b>	<b>1989-2019 Record</b>	<b>Mel Tucker Record</b>	<b>Coach With The Most Wins</b>
versus Top 5.....	12-55-2	8-23-1	0-0	5 / Bill McCartney
versus Top 10.....	25-94-3	14-40-2	0-0	8 / Eddie Crowder & Bill McCartney
versus Top 15.....	37-124-3	20-58-2	0-0	10 / Bill McCartney
versus Top 25.....	71-167-3	45-88-2	0-0	20 / Bill McCartney

**"OUTSIDE THE NINE DOTS"**

Some out of the ordinary records by the Buffs in some unique situations:

- ❑ Colorado is **86-49** against teams with three or more losses dating back to the 1985 season;
- ❑ Colorado is **86-50-1** in its last **137** games against schools that include the word "State" (dating to 1986);
- ❑ Colorado is **557-285-25** all-time in games played in the Mountain Time Zone (Colorado, Arizona, Montana, New Mexico, Utah, Wyoming)

**18 TO THE HOUSE ON THE FIRST TRY WHEN IT COMES TO THEFTS & SCORES**

CU players have a penchant to return their first career interceptions for touchdowns, as since 1992, **18** Buffaloes have scored after stealing their first college pass. Junior **CB Dante Wigley** is the most recent to accomplish it, racing 27 yards with his first pick for a touchdown versus Oregon State on Oct. 27. **S Nick Fisher** had been the last to do it, which he did in grand style on Oct. 28, 2017: he picked off a pass in the end zone against Cal, his momentum taking him back nine yards deep, and then he raced 109 yards for the score (100 officially by the NCAA). Previous to that, **ILB Rick Gamboa** had been the latest to join the club, returning a deflected pass 20 yards for a score against OSU in 2016, and **ILB Kenneth Olugbode** had the one before that, racing 60 yards for a score in a 27-24 overtime win over Colorado State in 2015. That was the first in eight years, going back to 2007, when redshirt frosh **CB Jimmy Smith** had a 31-yard return that cut Nebraska's lead to 35-31 early in the second half and was the impetus to a 65-51 comeback win. Prior to that was another spectacular one: **ILB Marcus Burton** returned a pick 99 yards at Oklahoma State in 2005, preserving CU's shutout in the waning seconds of the game. Three did it in 2004: **OLB Brian Iwuh** did it off the bat when he made his first career pick and returned it 37 yards for what proved to be the winning touchdown against Colorado State in the season opener; a week later, **Joe Sanders**, plucked off a ball against Washington State and raced 51 yards for six, snapping a 3-3 deadlock in the process; then versus Texas, **CB Terrence Wheatley** plucked one off and ran 37 yards for six with his first theft. Two did it in 2001: **S Medford Moorer** picked off his first career pass and returned it 64 yards for a touchdown against Texas in the Big 12 Championship game, while **CB Donald Strickland** returned his first career pick 31 yards for a touchdown just one minute into the CSU game. Frosh redshirt **CB Phil Jackson** did it in 2000, as he returned his first career INT 28 yards for a TD against Washington. **SS Rashidi Barnes** had his first one in CU's win over CSU in 1997, returning it 26 yards for a score, rallying the Buffs into a 14-14 tie early in the second half. Barnes was the fourth Buff in a 14-game span to return a first career pick for a TD—**Marcus Washington** had a 95-yard theft for a score in the '96 Cotton Bowl against Oregon; **Vili Maumau** had a 33-yard interception for six (and a Hula dance) at Colorado State in 1996; and **Nick Ziegler** stole one for a 31-yard score against Washington in the '96 Holiday Bowl. In 1992, **Dwayne Davis** returned one 31 yards for a TD in a 21-20 win at Minnesota to start this amazing run.

➤ And three did it with their first **punt returns**: **Ben Kelly** (vs. Utah State in 1998), **Jeremy Bloom** (vs CSU in 2002) and **Laviska Shenault** (2017 vs. Texas State).

**BUFFALO DINOSAURS**

The longtime radio voice of the Buffs, **Larry Zimmer** wrapped up his career following the 2015 season, calling **486** CU games; a string of **251** in a row came to an end after he was hospitalized in October 2014 (he would miss the final six games of the season). He only missed 17 games overall; prior to the six due to illness, he had missed three bowls (two due to contracts forbidding teams to originate broadcasts), three regular season games due to travel conflicts and five road games this season; his 400th at CU was also the 1,000 of his professional career. In 2009, Zim was honored as the 15th recipient of the Chris Schenkel Award, which recognizes those who have enjoyed a long and distinguished career broadcasting college football at a single institution (he called a total of **570** college games, including 50 for Michigan and 34 for CSU).

**OTHER DINOSAURS**: **Jon Burianek**, who retired as senior associate AD in June 2006 and then briefly rejoined the department on a contract basis in 2013, worked **444** CU football games, including a run of **415** in a row (229 of which were at home). **SID Dave Plati** has worked **465** overall (a streak of **410** dating from the '83 finale to the sixth game of 2017; a streak of **246** straight home games and **267** in the state of Colorado are intact); **Darian Hagan** has been a part of **258** (112 in two stints as an assistant coach, 62 as a football staff member, 35 as the Alumni C-Club director and 49 as a player); **Gary Barnett**, now an analyst with KOA, has worked **233** (106 as an assistant coach, 87 as head coach and 40 on the radio); Mark Johnson, who succeeded Zimmer as the voice of the Buffaloes, has called **187** games. The late **Fred Casotti**, the school's longtime SID/associate AD from 1952-87, witnessed **477** CU football games (including **268** in a row at Folsom) prior to his passing in 2001. The record by a coach is held by **Brian Cabral**, who, including his playing days (46 games), was a part of **340** (the last **294** in a row); former facilities man **John Krueger** worked **325** (1980s to 2012). Then there are CU's "Super Twins," **Betty Hoover** and **Peggy Coppom**, who have been to all but handful of CU's home games — since 1940 and every single one — **351** — since 1958 (they're 93). And the late **F.M. "Dutch" Westerberg** is the all-timer; the long-time season ticket holder saw every CU home game (**394** of 'em) from 1921 until 1999, when he passed away at the age of 94.

**STAT CREW**: **Jack Landon** (son of one-time presidential candidate Alf Landon) is in his 47th year as a member of the CU football stat crew in 2019; he joined the basketball crew in 1971 and then football two years later. Virginia did a survey on longest tenured state people, and Jack is 11th nationally.

**NFL SCOUT WATCH**

Colorado has 18 seniors on its 2019 roster, and as history has indicated, they will receive plenty of looks from scouts all around the National Football League; scouts/player personnel types pass through Boulder every season for a game and/or practice(s), with over three fourths of the league doing so on average every season. For the 2019 opener, **11** teams have sent reps to attend games: Carolina, Chicago, Denver, Green Bay, Jacksonville, N.Y. Giants, Oakland, Pittsburgh, San Diego, San Francisco and Washington (26 teams visited in 2017 and 2018; 28 in 2016). Not including camps or practices, **950** NFL scouts have attended Colorado games since 2000 (home, road and neutral sites). At the 2016 UCLA game in Boulder, the record for a CU game occurred: **31** scouts from 20 teams were in attendance for the game (next most: 20 for USC in 2017).

**PLAYING ON SUNDAY: IN-THE-PROS**

There are **18** former Colorado Buffaloes currently on the 2019 National Football League rosters ahead of training camps (as of August 24; 15 were on final rosters in 2018 after 19 started out in camps). Colorado has had **245** players all-time go on to make an active NFL roster and **273** all-time draft picks, which ranks as the fourth most among Pac-12 programs and 22nd overall. CU had continually been one of the top 20 producers for the last quarter century of NFL talent and at one time in the late 1970's had the most active players (47) of any school in the nation. The last time Colorado was in the top 10 in players produced was in 2002 (10th, 29). The active list (KEY: **Exp.**—denotes number of years in the league; **i**—on injured reserve/physically unable to perform; **p**—practice squad):



<u>Player</u>	<u>Pos.</u>	<u>Team</u>	<u>Exp.</u>
Chidobe Awuzie	CB	Dallas Cowboys	2
David Bakhtiari	OT	Green Bay Packers	6
Ken Crawley	CB	New Orleans Saints	3
Mason Crosby	PK	Green Bay Packers	12
Javier Edwards	DT	Houston Texans	R
Kabion Ento	WR	Green Bay Packers	R
Drew Lewis	LB	Houston Texans	R
Phillip Lindsay	RB	Denver Broncos	1
Travon McMillian	RB	Pittsburgh Steelers	R
Daniel Munyer	OG	Indianapolis Colts	4
Isaiah Oliver	CB	Atlanta Falcons	1
Paul Richardson	WR	Washington Redskins	5
Jimmy Smith	CB	Baltimore Ravens	8
Nate Solder	OT	New York Giants	8
Tedric Thompson	SS	Seattle Seahawks	2
Josh Tupou	DT	Cincinnati Bengals	2
Juwann Winfree	WR	Denver Broncos	R
Ahkello Witherspoon	CB	San Francisco 49ers	2

**IN CAMPS BUT WAIVED**

<u>Player</u>	<u>Pos.</u>	<u>Team</u>	<u>Exp.</u>
None			

<u>COACHES</u>			
<u>Name</u>	<u>Pos.</u>	<u>Team</u>	<u>Tie To Colorado</u>
Klayton Adams	OL Asst.	Indianapolis	Asst. Coach, 2013-18
Eric Bieniemy	OC/RB	Kansas City	Player, 1987-90; Asst. Coach, 2000-02, '11-12
Tom Cable	OL	Oakland	Asst. Coach, 1998-99
Moses Cabrera	Str/Cond	New England	Asst. S&C Coach, 2010
Jim Caldwell	AHC/QB	Miami	Asst. Coach, 1982-84
Matt Daniels	Asst. ST	L.A. Rams	Grad Asst., 2017
Karl Dorrell	WR	Miami	Asst. Coach, 1992-93, 95-98
Jon Embree	AHC/TE	San Francisco	Player '83-86/Asst. Coach '91-02 Head Coach 2011-12
Mark Helfrich	Off. Coord.	Chicago	QB/Off. Coord., 2006-08
Nick Holz	QC/Offense	Oakland	Player, 2003-06
Vance Joseph	Def. Coord.	Arizona	Player, 1990-94 Asst. Coach, 2002-03
T.C. McCartney	QB	Denver	Grad Asst., 2012-13
Tyrone McKenzie	ILB	Tennessee	Grad Asst., 2015
Chris Morgan	OL	Atlanta	Player, 1995-99
Kennedy Polamalu	RB	Minnesota	Asst. Coach, 1997-98
Robert Prince	WR	Detroit	Asst. Coach, 2010
Rip Scherer	TE	L.A. Chargers	Asst. HC/QB, 2011-12
Vernon Stephens	Asst. S&C	Arizona	Asst. S&C Coach, 2003-06
Chris Strausser	OL	Indianapolis	Asst. Coach, 2006

**PLAYER PERSONNEL/DEVELOPMENT**

<u>Name</u>	<u>Team</u>	<u>Tie To Colorado</u>
Malcolm Blacken	Washington (Dir., PD)	Strength Coach, 2011-12
Jordan Dizon	Denver (Scout)	Player, 2004-07/Butkus runner-up
Matt Russell	Denver (Dir., PP)	Player, 1992-96/Butkus Award
Duke Tobin	Cincinnati (Dir., PP)	Player, 1992-93
Patrick Williams	Baltimore (Scout)	Player, 2005-08

**CANUCKS:** One former Buff is in the Canadian Football League, **OT Stephone Nembot** (Ottawa). **WR Shay Fields** was on Montreal in the preseason but was released.

**DAD PLAYED ON SUNDAYS:** Six players are the sons of former NFL players: **WR Curtis Chiaverini** (father Darrin played four seasons with three teams); **RB Alex Fontenot** (father Albert played 10 seasons with three teams); **ILB Marvin Ham II** (father Marvin, Carolina); **QB Steven Montez** (father Alfred, Oakland); **WR Dimitri Stanley** (father Walter, played eight seasons with five teams); **QB Blake Stenstrom** (father Steve played five seasons with Chicago and San Francisco).

**COLORADO HIGH SCHOOL COACHES:** Six former Buffaloes are serving as high school head coaches in the state; the five who head prep programs: **Matt Flavin** (Buena Vista), **Dave Logan** (Cherry Creek), **Spencer Colter** (Denver East), **Dusty Sprague** (Holyoke), **Scott Yates** (Kent Denver) and **DaVaughn Thornton** (Overland). **Marcus Washington** is a defensive coordinator (Adams City).

**ALL-TIME CU PRO NOTE:** How good was CU's 1994 offense? Ten of the 11 starters were drafted into the NFL (Tony Berti, Rae Carruth, Christian Fauria, Heath Irwin, Chris Naeole, Rashaan Salaam, Kordell Stewart, Bryan Stoltzberg, Derek West and Michael Westbrook), with the 11th signing as a free agent (Lepis). All played, and three even remained on NFL rosters some 11 years later. And six of the '94 defensive starters wound up playing professionally as well.

**CROSBY WATCH**

**PK Mason Crosby** ('06) is the Green Bay Packers' all-time leading scorer both for the regular season and the regular and postseason combined; he set the record with a 21-yard field goal late in the Packs' 27-17 win over Seattle on Sept. 20, 2015, his 13th point of the night (he made all four field goal tries in the game, including a 54-yarder, and an extra point). Through all games of 2018, he has scored **1,469** points in 192 regular season games (**26th** in NFL history) and **137** in 18 playoff games for a total of **1,606** (he also made an NFL record 23 straight field goals in the postseason). Crosby also holds both Packers' field goal marks: **307** regular season (**26th** all-time) and 26 postseason. He is fifth on the points list and fourth on the field goal chart for players who have/had spent their career with just one team. Crosby, of course, is CU's all-time leading scorer with 307 points.

➔ How many players have led a professional team and their college alma mater in scoring (regular season and playoffs combined)? The list is short (six including Crosby): **PK Jason Elam**, Denver Broncos/Hawai'i (1,870/395); **PK Stephen Gostkowski**, New England Patriots/Memphis (1,384/369); **PK Martin Gramatica**, Tampa Bay Buccaneers/Kansas State (640/349), **WR Jerry Rice**, San Francisco 49ers/Mississippi Valley State (1,244/310); and **PK Jeff Wilkins**, St. Louis Rams/Youngstown State (1,300/373).

**ALL-TIME FWAA ALL-AMERICAN TEAM:** The Football Writers Association of America placed Crosby on the second-team of its All-Time All-America Team, announced in conjunction with the group's 75th anniversary in August 2015.





CU has been a solid conduit to the NFL League when it has come to offensive linemen and the research below indicates CU may very well be the place to go if an offensive lineman wants to take it to the next level. Dating back to the 1991 NFL draft, or the '87 recruiting class, 29 of 41 players who started at least two years on the Buff offensive line were either drafted or signed as free agents. The list is impressive (with three others who started just one season):





## STAT SHOTS

Here are some interesting statistical bullets about Colorado football:

- ➔ **30+.** In its history, Colorado is **323-27-1** when scoring 30 or more points (4-2 in 2018, **15-4** over the last three years), with records of **234-9** with 35-plus points and **217-7** with 36-plus, **192-5** with 38-plus and **123-2** with 43 or more tallies. The seven losses with 36 or more points came to Air Force (58-35 in 1968), Oklahoma (82-42 in 1980), Stanford (41-37 in 1993), Toledo (54-38 in 2009), Kansas (52-45 in 2010), Utah (42-35 in 2012), California (59-56 in 20T in 2014) and Arizona in 2017 (45-42). CU has played **1,249** games in its history, registering point totals of every number between 0 and 70 except 1 (duh!) and 68, and 75 and 109 above that mark.
- ➔ Colorado is **119-120-3** in its last **242** league games: within this record is a 25-game span in which CU did not lose a conference game, the fourth longest streak all-time in the Big Eight (1958-1995). Colorado was 23-0-2 during that run. Colorado, however, is **17-55** as a member of the Pac-12.
- ➔ **30 points / 3 TDs.** Colorado has scored 30 or more points in **153** of its last **357** games, posting a **130-22-1** record; the Buffs have scored at least three touchdowns in **235** of these games dating to the start of 1989; in this time frame, CU is **27-104-2** when held to two or fewer touchdowns.
- ➔ For years, the mark of a strong CU team was that the Buffaloes routinely averaged six or more yards on first down. Technically the last time the Buffs averaged six or more for a season was in 2001, their Big 12 Championship year (**6.7**; CU did average **5.98** per first down play in 2016). Colorado did it six times between 1989 and 1997, including a team record best of **7.2** in both 1989 and 1994.
  - ➔ Since 1966, CU has averaged less than **4.3** just seven times (last in 2012) and less than 4.1 once—3.5 in 1979. In 2012, the Buffs averaged **4.25** yards on first down, their lowest number since that 3.5 figure in 1979.
  - ➔ In 2016, the Buffs had their best average on first down in years: CU averaged **5.98**, its best since 2001 (**6.7**).
  - ➔ In **2018**, the Buffs averaged **5.32** per 371 first down plays.
- ➔ Dating back to the fifth game of the 1999 season, an OT win over Missouri, the Buffs have **63** scores by return, or non-offensive scores, in the last 20 seasons (highs of eight in 1999 and 2002). Since the '95 opener and including postseason, CU has **82** scores by return in **292** games (75 regular season, seven bowl). *In the MacIntyre Era, Colorado had 15 return TDs (5 in 2013, 2 in 2015, 4 in 2016, 2 in 2017, 2 in 2018).*
- ➔ **200/200.** Colorado has accomplished the 200 "double-double," that is 200 yards both rushing and passing **52** times in the last **318** games, dating to 1993), having accomplished it **0** times under Tucker (**0-0**). CU averaged over 200 in each for the season in 1993, 1994 and in 2001 (and threatened to do it in 2016). The Buffs are **50-8** since 1981 when they have reached the 200 plateaus in both and **58-11** overall. *Prior to '93, CU had accomplished the feat only 19 times in its first 929 games in its history.*
- ➔ **600+.** Colorado is **17-1** all-time in games when it has gained 600 or more yards on offense; the first loss was last year when the Buffs had 630 in the 59-56 double overtime loss at California on Sept. 27, 2014. CU is **0-0** under Tucker; the last two games with 600-plus were against Nicholls State in 2015 and Washington State, 2016.
- ➔ **Grass.** Colorado is **95-101** in its last **196** games on grass, including a **62-59** mark at home (though **12-6** in the last 17 games at Folsom), dating back to the 1999 season when Folsom Field converted back to grass (CU is **16-11** on grass over the last three-plus seasons).
- ➔ **Artificial Turf.** Colorado is **100-65-3** in its last **168** games on non-grass fields dating back to 1989, including a **65-48-3** mark in conference games. CU was **1-3** in 2018 (and **0-0** under Tucker).
- ➔ **First Quarter Dominance.** Dating to the start of 2016, Colorado has been fairly dominant in the first quarter: the Buffs have outscored its opponents **290-173**, with an edge in total offense of **3,833-3,312** (and **plus-5** in TO margin).
- ➔ **Goal-to-Go Situations:** Over the last six seasons, the Buffs scored in **112** out of **125** situations when it has been first-and-goal. This includes **93** touchdowns and **19** field goals, thus the TD percentage is **83.0** and the overall percentage is **89.6**. The **13** non-scores: seven fourth down misses, four missed field goals (from 26, 28, 31 and 33 yards) and two turnovers.
- ➔ **No Turns or Sacks.** Dating back to 1972, Colorado is **18-3** in games when not allowing a sack or committing a turnover (**0-0** under Tucker, including the 28-21 win over Arizona State this season). In these 21 games, the Buffs have outscored the opponent by **823-443** (six games decided by less than 17 points).
- ➔ **Turnover Free.** Colorado has played **84** turnover-free games dating back to the 1946 season, owning a record of **55-25-4** in those games (**2-1** in bowls). Under Tucker, CU is **0-0**.
- ➔ **Time Spent In The Lead.** The Buffaloes held leads in 11 of 14 games in 2016 (two-score leads in 10 of those), and were ahead for a total of **457:20** on the season. That's the second-most by a hair in the 21 years CU has tracked the stat (CU led for 458:01 in 1996—a 12-game season including the bowl).
  - ➔ In 2017, CU held the edge up until the season finale at Utah, and for the year, the opponent wound up with a **302:13** to **285:30** (tied 132:17).
  - ➔ In 2018, CU led 37 percent of the time (**268:07**), having led in the first 11 games of the year; the Buffs trailed in nine for **280:39**.
- ➔ The Buffs averaged **439.2** yards per game in 2016, in part thanks to a school record eight games in a row with **400** or more, with an average **284.6** yards through the air. Colorado has averaged 400 or more yards per game over the course of an entire season 16 times, including three of the last five seasons (417.6 in 2017), with the school record of 495.3 set during the 1994 season. CU was averaging over 400 through 10 games in 2018 but finished just below at 392.6.
  - ➔ The Buffaloes have averaged over 300 yards passing in a season just once — 303.5 — in 1996, and came close the year before (297.2) and in 1992 (297.4); otherwise, CU has thrown for 250 or more per game just four times, including 2014 and 2016 (254.4).
- ➔ Colorado rarely folds when the opponent is faced with a 3rd-and-20 or longer. Dating back to 1993, opponents are just **5-of-130** on 3rd-and-20 or more. The Buff defense have had streaks of 51 and 30 in this span (Stanford is the last team to convert one, in 2011; the opponent is now **0-of-21** since). The CU offense is **12-of-146** when it's faced with 3rd-and-20 plus in the same span (last converting on a 3rd-&-27 in the Alamo Bowl against Oklahoma State).
- ➔ CU scored in **33** of **48** quarters in 2018 (**15** in a row in one stretch; **35** of **48** quarters in 2017), and in **0** of **0** under Tucker (0 percent).





## TRENDS I

## 1985-PRESENT

Since 1985, when the Buffs returned to their traditional winning ways after six frustrating years from 1978-84, corresponding with coach **Bill McCartney** switching to the wishbone, Colorado is **223-188-4**; in these 415 games spanning the last 34 seasons, CU has posted the following records (including bowls):

♦ with 400-plus yards total offense	131-40-2	♦ when holding opponent to 17 points or less	128-19-1
♦ with 500-plus yards total offense	66-12-0	♦ when holding opponent under 100 yards rushing	110-17-1
♦ when rushing for 200-plus yards	125-19-1	♦ when holding opponent under 300 yards total offense	105-21-1
♦ when rushing for 250-plus yards	88- 6-1	♦ when scoring first	146-57-1
♦ when rushing for 300-plus yards	56- 2-1	♦ when leading at halftime	175-34-2
♦ when rushing and passing for at least 200 yards	48- 8-0	♦ when leading after three quarters	182-26-3
♦ when out-rushing the opponent	193-34-3	♦ when scoring 30 or more points	143-21-1
♦ when converting 50 percent or better on 3rd down	91-15-1	♦ when held to 13 points or less	4-67-0
♦ when punting three or fewer times	76-29-1	♦ when not committing a turnover or allowing a sack	18- 3-0
♦ with zero turnovers (168-82-2 with two or fewer)	47-22-2	♦ when holding edge in 1st downs & possession time	128-38-2
♦ when scoring 40 or more points (17-2 since joining Pac-12)	82- 3-0		

## TRENDS II

## ASSORTED TIMELINES

A look at some Colorado records in games over assorted periods of time:

## Since Start of 1892 Season:

➤ when scoring 43 or more points 123- 2

## Since Start of 2001 Season:

➤ when opponent has under 100 yards rushing (16-3 last 19) 44-16

➤ when opponent scores 17 points or less (21 straight wins) 46- 5

➤ when rushing for 250-plus yards (12-1 300-plus) 29- 2

➤ with 500-plus yards total offense (3-1 with 600-plus) 27- 7

## Since Start of 2013 Season:

➤ when rushing for 200-plus yards 16- 6

➤ when rushing and passing for at least 200 yards 11- 5

➤ when holding opponent under 300 yards total offense 15- 0

➤ with a 100-yard rusher 16- 7

➤ when leading at halftime 21- 8

➤ when scoring 30 or more points 22-10

➤ when leading after three (3-38 trailing, 4-1 tied) 23- 5

## TURNOVER ANALYSIS / TUCKER ERA

Most head coaches believe that when it comes to turnovers, they are one of the single most important factors in winning or losing ball games. Statistics usually back up the argument, thus we will chart the numbers under Mel Tucker. A closer look:

Tucker Era	Turnovers Committed	Turnovers Forced	+/-	Scoring Off Turnovers PF	PA	+/-
0 WINS	0	0	0	0	0	0
0 LOSSES	0	0	0	0	0	0
0 GAMES	0	0	0	0	0	0

## POST BYE WEEKS

Colorado is **27-22** in games following a bye week since 1948, when the Buffaloes joined the Big Seven Conference; CU stopped playing Denver in an annual Thanksgiving game that year and byes became much rarer. In fact, the Buffs had just five bye weeks between 1948 and 1984 (going 3-2; one was created in 1963 after the assassination of JFK). Since 1985, CU has had at least one bye in 31 of 34 seasons, with two weeks off 11 of those years and one season with three idle Saturdays (2001, due to the Sept. 11 terrorist attacks). CU is **24-20** in games following byes dating back to 1985, which includes a **2-5** mark as a member of the Pac-12 (losing to Arizona State in 2012, at Oregon State in 2013, at USC and Oregon in 2014 and at Utah in 2017; and wins over UCLA in 2016 and 2018).

## TOUCHDOWNS ON FIRST CAREER TOUCH

There are two players on the current CU roster that scored a touchdown on their first career touch. In 2017, **WR Laviska Shenault** joined the club when he picked up a fumble on punt return duty and raced 55 yards for a score. In 2018, **WR Daniel Arias** caught a 37-yard pass from QB Steven Montez to become the 16th known player to do so in CU history (he did so in his hometown, making it even more special). Not including those players whose first career interception were returned for scores (*see page 37*), here's a list of known players in CU history that scored a TD the first time they touched the football:

Player	Date	Opponent	Score	How	Player	Date	Opponent	Score	How
Lamar Meyer	Sept. 18, 1954	DRAKE	W 61-0	26 pass from Frank Bernardi	James Kidd	Sept. 11, 1993	BAYLOR	W 45-21	25 pass from Vance Joseph
Gerry Leahy	Sept. 25, 1954	COLORADO ST.	W 46-0	8 pass from Homer Scott	Jeremy Bloom	Aug. 31, 2002	Colorado State	L 14-19	75 punt return
Leon Mavity	Sept. 30, 1961	OKLAHOMA ST.	W 24-0	60 yard punt return	DaVaughn Thornton	Nov. 6, 2010	at Kansas	L 45-52	12 pass from Cody Hawkins
Chuck Morris	Nov. 25, 1961	IOWA STATE	W 34-0	12 pass from Pat Young	Scott Fernandez	Nov. 10, 2012	at Arizona	L 31-56	71 pass from Connor Wood
Roger Wissmiller	Oct. 20, 1962	at Iowa State	L 19-57	2 pass from Frank Cesarek	Jay MacIntyre	Sept. 26, 2015	NICHOLLS STATE	W 48-0	38 pass from Sefo Liufau
Larry Ferguson	Sept. 15, 1973	at Louisiana State	L 6-17	37 run	Kabion Ento	Sept. 10, 2016	IDAHO STATE	W 56-7	69 pass from Steven Montez
Mike Kerin	Sept. 27, 1975	WICHITA STATE	W 52-0	32 pass from Jeff Austin	Laviska Shenault	Sept. 9, 2017	TEXAS STATE	W 37-3	55 punt return
Craig Keenan	Sept. 25, 1982	WYOMING	L 10-24	1 run	Daniel Arias	Oct. 20, 2018	at Washington	L 13-27	27 pass from Steven Montez

## SOUTH PARK RALPHIE INTRO

Most know that the creators of Comedy Central's popular *South Park* are University of Colorado alums: **Trey Parker**, **Matt Stone** and animator **Eric Stough**. Trey voices **Eric Cartman**; he teamed with Eric this summer to create a short (roughly 20 seconds) vignette that debuted during the countdown to kickoff prior to the 2014 Arizona State game. It's been a hit since, especially among the CU student section. Cartman is seen in his usual garb and he introduced Ralphie before the real buffalo led the Buffs on the field.





## 2019 ANNIVERSARIES

The annual listing of what happened years ago, or anniversaries of 5, 10 and 25-year increments:

- 1904** (Oct. 8) Considered one of the biggest wins in the 15-year history of the program, Colorado beats Nebraska in Boulder, 6-0. The game ball remains on display at CU's Heritage Center on campus (third floor of Old Main).
- 1909** Colorado finished 6-0 the first of three in a row to do so while establishing the school's all-time winning streak of 21 games between 1908 and 1912. CU squeezes by the State Prep School and an Alumni squad, both by 3-0 scores, but follow those up with routs over Colorado A&M (57-0) and New Mexico (53-0) before closing with road wins over Colorado College (9-0) and Colorado Mines (16-0).
- 1914** The 105th anniversary of a 5-1 Colorado team, the next-to-last squad that **Fred Folsom** would coach in Boulder, but what would be his last winner (CU went 1-6 in his final year in 1915).
- 1924** (Oct. 11) The 95th anniversary of the first game at Colorado Stadium (now Folsom Field), a 39-0 win over Regis. Colorado says goodbye to Gamble Field the previous Saturday with a 21-0 romp over Western State on its way to an 8-1-1 record, which included its first overseas games—two in Hawai'i.
- 1934** (Nov. 10) The 85th anniversary of CU's 7-6 win over Utah, snapping a nine-game losing streak at the time against its conference archrival. It's the first game that the school is known as the "Buffaloes" following a contest in the school newspaper to come up with a permanent nickname. In the 7-0 win at Denver on Thanksgiving Day, the foundation for future Ralphie's is laid down when students rent a buffalo calf and more or less control it on the sidelines during the win.
- 1939** The Buffaloes open 0-3, but would go on and post their best finish after such a start, rallying to win five in a row to finish 5-3 and win their first Mountain States Conference title.
- 1949** (Oct. 29) The 70th anniversary of perhaps the wackiest game in CU history when it comes to the weather. In a 14-7 homecoming win over Utah, the temperature was 61 degrees at its 2 p.m. kickoff with clear skies. It was overcast by halftime, and by the end of the game, the field was covered in six inches of snow.
- 1954** The 65th anniversary of one of the most prolific rushing offenses in Colorado history, the unit averaging 316 yards per game, ranking third in the nation. **John Bayuk** (824 yards), **Frank Bernardi** (668), **Carroll Hardy** (642), **Homer Jenkins** (446) and **Emerson Wilson** (419) combine to average 6.8 yards per carry and 31 touchdowns in CU's 7-2-1 season.
- 1959** The 60th anniversary of Sonny Grandelius' first season as CU coach, as well as what tied for the second-largest comeback in school history, a 21-20 win over Missouri on Halloween (Oct. 31). Trailing 20-6 with 13:05 left, **Gale Weidner** threw one touchdown pass (12 yards to **Jerry Hillebrand**), completed a 2-point pass to Jim Counter, and then ran in the game-tying score himself with 6:15 left; **Boyd Dowler** converted the PAT kick for the winning margin.
- 1964** The 55th anniversary of **Eddie Crowder's** second CU team; though it repeated with a 2-8 record with one fewer win in Big 8 play, observers could see the future: in 1963, Colorado's five league losses came by a combined 132 points; in '64, this six by 39 (including four by a total of 12).
- 1969** The Buffs cap an 8-3 season with an emotional 47-33 win over Alabama in the Liberty Bowl, where CU had to put up with racial slurs from some Alabama fans because Colorado had African-American players, including tri-captain **Bill Collins**, while the Crimson Tide were not integrated at the time. **Bobby Anderson** is moved from quarterback to tailback the third game of the season and goes on to earn All-America honors. On Oct. 25, the Buffs topple No. 5 Missouri, 31-24 in Boulder, the Tigers' lone conference loss of the year. The '69 team will be honored this year at the Arizona game (Oct. 6).
- 1974** (Oct. 5) The last meeting between Front Range rivals Colorado and Air Force, won by the Buffs, 28-27 at the USAFA. CU leads the all-time series 12-4, but won nine of the last 10 by an average margin of 19 points. The series finally resumes some 45 years later this September in Boulder.
- 1979** (Sept. 8) The 40th anniversary of the Colorado-Oregon game being the first college football game televised on ESPN (tape delay). It was also the first game of the short tenure as Colorado head coach by **Chuck Fairbanks**.
- 1984** (Sept. 15) The 35th anniversary marking the severe brain injury to CU tight end **Ed Reinhardt**, who was in a coma for a month after being hurt in the final two minutes of CU's 27-20 loss at Oregon. Reinhardt had caught 10 passes in the season opener the previous week against Michigan State and was the nation's leading receiver, despite CU's new two-tight offense being revealed by the *Denver Post* in one of those weak "public's right to know" defenses. CU is never the same after the injury and fights its way through a 1-10 season.
- 1989** Following Colorado's first 11-0 regular season in school history and No. 1 national ranking, the Buffaloes play for the national championship in the Orange Bowl against No. 4 Notre Dame, but come up short, 21-6. The Buffs dedicated the season to fallen quarterback **Sal Aunese**, who died on Sept. 23 after a six month battle with stomach cancer. His replacement, **Darian Hagan**, leads the team to the first of three straight undefeated seasons in Big 8 conference play and finishes fifth in the balloting for the Heisman Trophy. The season is defined with back-to-back wins at Oklahoma (20-3) and then over No. 3 Nebraska (27-21).
- 1994** The 25th anniversary of "The Catch," (CU's 27-26 win at Michigan); of **Rashaan Salaam** winning the first Heisman Trophy by a Buff (Dec. 10); of **Chris Hudson** winning the Thorpe Award (Dec. 8); of Salaam going over 2,000 yards for the season against Iowa State (Nov. 19); of **Kordell Stewart** becoming the Big 8's all-time total offense leader (also Nov. 19); of **Bill McCartney** retiring as CU's head coach (also Nov. 19); and of CU's 11-1 season which saw the Buffs finish as the No. 3 team in the country.
- 1999** The 20th anniversary of **Gary Barnett** returning to head the program where he spent nine seasons as an assistant (1983-91); along the way, CU defeats at least one ranked opponent for a 12th straight season, plays in and wins its first overtime game in its history (46-39 over Missouri) and a monster bowl win (62-36 over Boston College in the Insight.com Bowl) extends CU's bowl winning streak to a nation's best six games.
- 2004** (Oct. 16) **Mason Crosby** kicked CU's school record 60-yard field goal in a 19-14 win over Iowa State. And 10 years after "The Catch," **Joel Klatt** and **Ron Monteilh** hook up for the exact same distance—64 yards—with five seconds left to give CU a 38-31 win over Kansas State. Colorado, 1-4 in league play entering November, won its last three Big 12 games in rallying to win the Big 12 North Division.
- 2009** (Oct. 17) One of the few highlights in an otherwise disappointing season, CU defeated No. 17 Kansas, 34-30, in a thriller at Folsom Field. It stood as the last win over a ranked team by the Buffaloes for seven years.
- 2014** In a season where there wasn't much to celebrate (2-10, 0-9 in the Pac-12), **Nelson Spruce** had an outstanding year in catching a school-record 106 passes, the first to make 100 or more in a season at Colorado. Four of the league losses were by a combined 15 points, including a 59-56 loss at Cal in two overtimes.

## BUFFS ON ESPN'S GAMEDAY

Colorado has hosted ESPN's College GameDay three times (Sept. 23, 1995 vs. Texas A&M, Oct. 28, 1995 vs. Nebraska, Sept. 14, 1996 vs. Michigan); the Buffs have been the visiting team on three occasions as well (Oct. 29, 1994 at Nebraska, Sept. 30, 1995 at Oklahoma, Sept. 13, 1997 at Michigan).

**COLORADO BY THE NUMBERS ALL-TIME HISTORIC**

- 6-8** Colorado's record in overtime games (**0-1** in 2018; last OT game had been in 2015).
- 8** The number of Buffaloes enshrined in the College Football Hall of Fame (six players: Byron White, Joe Romig, Dick Anderson, Bobby Anderson, Alfred Williams, John Wooten, Herb Orvis (to be inducted this December); and one coach: Bill McCartney).
- 16** The number of career interceptions by CU's all-time leader, **S John Stearns** (1970-72).
- 18-3** Colorado's record in games since 1972 when not committing a turnover or allowing a quarterback sack (**1-0** in 2018).
- 29** The number of national championships CU has won in its athletic history: 20 skiing, 8 cross country (5 men's/3 women's), 1 football.
- 30** The number of tackles by **LB Jeff Geiser** against Kansas State on Nov. 24, 1973, CU's single game record (5 solo, 25 assists).
- 30** The number of states CU has played a football game in with the most recent addition of Massachusetts in 2014.
- 35** The number of career quarterback sacks by CU's all-time leader, **OLB Alfred Williams** (1987-90).
- 36-11** Colorado's record in games in its history when it has had a 100-yard rusher and a 100-yard receiver in the same game.
- 42-30** Colorado's all-time record in games decided by one (27-17) or two (15-13) points.
- 54** The number of all-time players who have rushed for 1,000 or more yards in a CU uniform (seventh in the NCAA).
- 54-23** Colorado's record in games against unranked teams in the month of November, dating back to 1989.
- 60** The length of the school record field goal **PK Mason Crosby** made against Iowa State in 2004.
- 62-36** The final score of CU's 2001 win over BCS No. 1 Nebraska, which earned the Buffs the Big 12 North title.
- 64** The length of the pass from **QB Kordell Stewart** to **WR Michael Westbrook** (via **WR Blake Anderson** tip), known as "The Catch" at Michigan.
- 67** The length of **TB Charlie Davis'** TD run against Oklahoma State on Nov. 13, 1971, one that put him over the 1,000-yard mark for the season.
- 67** The length of **TB Rashaan Salaam's** TD run against Iowa State on Nov. 19, 1994, one that put him over the 2,000-yard mark for the season.
- 68** The number of wins Colorado has over teams ranked in the Associated Press weekly polls (23rd most all-time; **45** since 1989, 19th most).
- 72** The number of yards that 64-yard pass was in the air, thrown from the CU 32 to four yards deep in the end zone to rally CU to a 27-26 win.
- 78-15-4** Colorado's record in games from 1989-96, the nation's fourth best overall record in the nation during that time frame.
- 93** The number of wins by Bill McCartney, CU's all-time winningest coach (93-55-5, 1982-94).
- 198, 6** The number of rushing yards and touchdowns, respectively, by **TB Chris Brown** against Nebraska on Nov. 23, 2001 in CU's 62-36 win.
- 234-9** Colorado's all-time record in games when it has scored 35 or more points (**323-27-1** with 30 or more points, with **123-2** with 43 or more).
- 239** The number of players from CU who have played in the National Football League, a top 20 figure nationally.
- 242** The number of consecutive games Colorado scored in between 1988 and 2008, the ninth-longest all-time in Division I football.
- 276** The number of national or regional regular season games CU has had on television since 1990, one of the top 10 figures in the nation.
- 284** The number of receiving yards by **WR Paul Richardson** (vs. California, Sept. 10, 2011), breaking the old mark of **222** first set by **WR Walter Stanley** (vs. Texas Tech, Sept. 12, 1981) and then matched by **WR Rae Carruth** (at Missouri, Nov. 2, 1996).
- 294** The number of career receptions by CU's all-time reception leader, **WR Nelson Spruce** (2012-15).
- 304** The number of times Colorado has been ranked in the Associated Press weekly poll (26th most all-time).
- 307** The number of career points by CU's all-time scoring leader, **PK Mason Crosby** (2003-06).
- 315** The number of wins Colorado has at Folsom Field since it opened on Oct. 1, 1924 (**500** games: **315-175-10**).
- 342** The number of rushing yards by **TB Charlie Davis** against Oklahoma State on Nov. 13, 1971, CU's single-game rushing record.
- 362** The number of all-purpose yards by **TB Rashaan Salaam** at Texas on Oct. 1, 1994, CU's single-game record (317 rushing, 45 receiving).
- 407** The number of home wins Colorado has in its history (combined between campus fields, Gamble Field and Folsom Field).
- 465** The number of passing yards by **QB Mike Moschetti** against San Jose State on Sept. 11, 1999, CU's single-game passing record.
- 486** The number of games announcer **Larry Zimmer** called on the radio for the Buffaloes, the most by anyone in CU history (retired after 2015).
- 493** The number of career tackles by CU's all-time leading tackler, **ILB Barry Remington** (1982-86).
- 533** The number of passing yards against Northeast Louisiana on Sept. 16, 1995, CU's single-game record.
- 551** The number of rushing yards at Arizona on Oct. 11, 1958, CU's single-game record.
- 705** The number of wins Colorado has in its history (25th most all-time).
- 767** The number of yards of total offense against San Jose State on Sept. 11, 1999, CU's single-game record.
- 1,149** The number of receiving yards by **WR Charles Johnson** in 1992, CU's single-season record.
- 1,249** The number of games Colorado has played in its history (129 seasons of intercollegiate football).
- 2,055** The number of rushing yards **TB Rashaan Salaam** had in 1994 (the fourth at the time with a 2,000-yard season), on his way to the Heisman.
- 3,156** The number of passing yards by **QB Koy Detmer** in 1996, CU's single-season record.
- 3,347** The number of career yards by CU's all-time receiving leader, **WR Nelson Spruce** (2012-15).
- 3,940** The number of career yards by CU's all-time rushing leader, **TB Eric Bieniemy** (1987-90).
- 5,345** The elevation in feet of CU's Folsom Field (field level), the third highest stadium elevation in the FBS (behind Wyoming and Air Force).
- 9,568** The number of career passing yards by CU's all-time passing leader, **QB Sefo Liufau** (2013-16).
- 10,509** The number of career yards by CU's all-time total offense leader, **QB Sefo Liufau** (2013-16).

**MONTHLY TAB**

Colorado is **68-40** in its last **108** September games, a pretty decent record considering the quality of non-conference schedule CU almost annually plays. The Buffs are **59-60-2** in their last **121** October games dating back to 1989 and are **61-54-1** in its last **115** November games (**55-42** against all-comers aside from Nebraska, going 6-12-1 against NU in turkey month, and **54-23** against unranked teams; in 2016, Colorado was **4-0** in November for the first time since 1975). The Buffs are **5-9** in December games since 1993, including bowls, and are **4-3-1** in August games in its history.

**PAC-12 BOWL AGREEMENTS FOR 2019**

Here are the Pac-12 bowl agreements that were signed in 2014 and run through the 2020 season; the conference's lineup for the 2019 bowl season:

- # 1 Rose Bowl presented by Northwestern Mutual (Pasadena; Jan. 1, vs. Big Ten; if in CFP semifinal; otherwise, see below).  
 # 2 Valero Alamo (San Antonio; Dec. 31 vs. Big 12)  
 # 3 San Diego County Credit Union Holiday (Dec. 27 vs. Big Ten)

- # 4 San Francisco (Santa Clara; Dec. 30 vs. Big Ten)  
 # 5 Hyundai Sun (El Paso; Dec. 31 vs. ACC/Notre Dame)  
 # 6 Mitsubishi Motors Las Vegas (Dec. 21 vs. MW or BYU)  
 # 7 Cheez-It (Phoenix; Dec. 27 vs. Big 12)

**Note:** If the Pac-12 champion is in the top four of the College Football Playoff poll following the 2019 season it would play in either the Fiesta or Peach bowls as a participant in the CFP semifinals. If the champion is not among those four, it will play in the Rose.

**RANKED "UNDEFEATEDS" FALL AT FOLSOM**

Eleven ranked, undefeated teams have lost their "0" in the loss column at Folsom Field since 1989. The last was Kansas in 2009, as the Jayhawks (5-0) hit town ranked No. 17 and lost 34-30. In 2007, Oklahoma (4-0) rolled in ranked No. 3 and left with a 27-24 setback; in 2002, Kansas State came to Boulder ranked No. 13 at 4-0 and lost, 35-31. Two bit the dust in 2001: Nebraska (11-0, No. 1 in the BCS and No. 2 in the polls) fell 62-36 game to the Buffs, as did Texas A & M (5-0, No. 20), 31-21. In 1998, No. 22 Texas Tech (6-0) lost 19-17; in 1995, No. 3 Texas A&M (2-0) lost, 29-21; in 1994, No. 10 Wisconsin (2-0) was crushed, 55-17; and in 1990, No. 12 Washington (3-0) left a 20-14 loser. In 1989, No. 10 Illinois (2-0) lost 38-7 and No. 3 Nebraska (8-0) fell, 27-21. *(Not included is a 43-10 win over No. 23-FCS Charleston Southern in 2013, which came to Boulder with a 7-0 mark.)*

**STREAKING**

Colorado has active multiple win streaks going against 11 Division I-A schools. The list: 5—Air Force; 4—Colorado State, San Jose State; 3—Minnesota, Utah State, Wyoming; 2—Iowa, Louisiana-Monroe, Massachusetts and Notre Dame. CU's longest current losing streaks are to Southern California (13), Washington (9), Missouri and Texas (5), and LSU, Michigan, Ohio State and Oklahoma State (3).

**THE PRIMO TWENTY-FOUR**

Colorado is one of just 24 schools in I-A/FBS history to be able to make the claim of winning (or sharing) a national championship and also having a Heisman Trophy winner. The criteria for national championship consideration included those crowned by the *Associated Press*, the coaches, the BCS and the CFP; 30 total schools at one point in the past have been able to claim the throne. This prestigious short list (Alabama is the latest to join, doing so in 2009):

School	National Championships	Heisman Trophies	School	National Championships	Heisman Trophies
Alabama	1961-64-65-73-78-79-92-09-11-12-15	2009-15	Nebraska	1970-71-94-95-97	1972-83-2001
Army	1944-45	1945-46-58	Notre Dame	1943-46-47-49-66-73-77-88	1943-47-49-53-56-64-87
Auburn	1957-2010	1971-85-2010	Ohio State	1942-54-57-68-2002	1944-50-55-74-75-95-2006
Brigham Young	1984	1990	Oklahoma	1950-55-56-74-75-85-2000	1952-69-78-2003-08-17-18
<b>Colorado</b>	<b>1990</b>	<b>1994</b>	Penn State	1982-86	1973
Florida	1996-2006-08	1966-96-2007	Pittsburgh	1937-76	1976
Florida State	1993-99-2013	1993-2000-13	Syracuse	1959	1961
Georgia	1980	1942-82	Texas	1963-69-70-2005	1977-98
Louisiana State	1958-2003	1959	Texas A & M	1939	1957-2012
Miami, Fla.	1983-87-89-91-2001	1986-92	TCU	1938	1938
Michigan	1948-97	1940-91-97	UCLA	1954	1967
Minnesota	1936-40-60	1941	USC	1962-67-72-74-78-2003-04	1965-68-79-81-2002-04-05

Schools with national championships and no Heisman winner are Michigan State (2), Tennessee (2) and Clemson, Georgia Tech, Maryland and Washington (all 1).

**THE BUFFS & COLLEGE FOOTBALL HARDWARE**

Colorado is in an elite group when it comes to claiming college football's prestigious trophies dating back to the 1990 season. A proliferation of awards has emerged since the late 1980s, and the Buffs are near the top of the list when it comes to collecting these statues. CU has had seven different players win nine trophies over the last 29 seasons (1990-2018), the 18th most nationally when it comes to trophies (and tied for 17th as well in the number of *different* players who have been honored). The below postseason "hardware" count includes the Heisman Trophy and the Lombardi, Maxwell, Walter Camp, Butkus, Thorpe, O'Brien, Unitas, Groza, Biletnikoff, Doak Walker, Nagurski, Bednarik, Mackey, Tatupu (defunct), Ray Guy, Rimington, Lott, Hendricks, Hornung and Bullworth (on-field player awards only—for example, if the Draddy/Campbell was included, CU would have one more on each list; so players only, no coaches, no "fad" awards around for a year or two, and no Disney Spirit, Orange Bowl Courage, etc. awards). The list of schools that have had winners between 1990 and 2018 (players only; LSU and Michigan players shared the 2004 Rimington Award and thus were both compensated for in the trophy count):

School	Players Trophies	School	Players Trophies	School	Players Trophies	School	Players Trophies
Alabama	22 31	Georgia	7 10	Utah	5 5	Washington State	3 3
Oklahoma	16 27	Stanford	7 10	TCU	4 5	Illinois	3 3
Ohio State	14 23	UCLA	8 9	Washington	4 5	Memphis	3 3
Texas	12 23	<b>COLORADO</b>	<b>7 9</b>	Arizona State	3 5	Michigan State	3 3
Florida State	12 22	Arizona	6 9	Baylor	3 5	Oregon State	3 3
Michigan	10 18	Clemson	7 8	Tennessee	3 5	Louisiana Tech	2 3
Penn State	10 18	Texas A&M	7 8	Brigham Young	2 5	Maryland	2 3
Miami, Fla.	9 17	Louisville	5 8	Georgia Tech	4 4	Virginia Tech	2 3
Florida	8 15	Auburn	4 7	Kansas State	4 4	California	2 2
Notre Dame	8 15	Oregon	3 7	Purdue	4 4	Missouri	2 2
Wisconsin	11 14	Pittsburgh	3 7	Minnesota	3 4	Tulane	2 2
Nebraska	9 14	Oklahoma State	6 6	Mississippi	3 4	Virginia	2 2
USC	8 13	Arkansas	4 6	N.C. State	3 4	Wake Forest	2 2
Louisiana State	8 12	Boston College	3 6	Kentucky	2 4	West Virginia	2 2
Iowa	10 10	Texas Tech	5 5	Northwestern	1 4	North Carolina	1 2





## 2019 OPPONENT SCHEDULES &amp; RESULTS

## COLORADO STATE (0-0)

A 30 **Colorado (Denver)**  
 S 7 WESTERN ILLINOIS  
 S 14 at Arkansas  
 S 21 TOLEDO  
 S 28 □ at Utah State  
 O 5 □ SAN DIEGO STATE  
 O 11 □ at New Mexico  
 O 26 □ at Fresno State  
 N 2 □ NEVADA-LAS VEGAS  
 N 16 □ AIR FORCE  
 N 22 □ at Wyoming  
 N 29 □ BOISE STATE

## NEBRASKA (0-0)

A 31 SOUTH ALABAMA  
 S 7 **at Colorado**  
 S 14 NORTHERN ILLINOIS  
 S 21 ◇ at Illinois  
 S 28 ◇ OHIO STATE  
 O 5 ◇ NORTHWESTERN  
 O 12 ◇ at Minnesota  
 O 26 ◇ INDIANA  
 N 2 ◇ at Purdue  
 N 16 ◇ WISCONSIN  
 N 23 ◇ at Maryland  
 N 29 ◇ IOWA

## AIR FORCE (0-0)

A 31 COLGATE  
 S 14 **at Colorado**  
 S 21 □ at Boise State  
 S 27 □ SAN JOSE STATE  
 O 5 at Navy  
 O 12 □ FRESNO STATE  
 O 19 □ at Hawai'i  
 O 26 □ UTAH STATE  
 N 2 ARMY  
 N 9 □ at New Mexico  
 N 16 □ at Colorado State  
 N 30 □ WYOMING

## ARIZONA STATE (0-0)

A 29 KENT STATE  
 S 6 SACRAMENTO STATE  
 S 14 at Michigan State  
 S 21 **◆ COLORADO**  
 S 27 ◆ at California  
 O 12 ◆ WASHINGTON STATE  
 O 19 ◆ at Utah  
 O 26 ◆ at UCLA  
 N 9 ◆ SOUTHERN CALIFORNIA  
 N 16 ◆ at Oregon State  
 N 23 ◆ OREGON  
 N 30 ◆ ARIZONA

## ARIZONA (0-1)

38 at Hawai'i 45  
 S 7 NORTHERN ARIZONA  
 S 14 TEXAS TECH  
 S 28 ◆ UCLA  
 O 5 **◆ at Colorado**  
 O 12 ◆ WASHINGTON  
 O 19 ◆ at Southern California  
 O 26 ◆ at Stanford  
 N 2 ◆ OREGON STATE  
 N 16 ◆ at Oregon  
 N 23 ◆ UTAH  
 N 30 ◆ at Arizona State

## OREGON (0-0)

A 31 Auburn (Arlington)  
 S 7 NEVADA  
 S 14 MONTANA  
 S 21 ◆ at Stanford  
 O 5 ◆ CALIFORNIA  
 O 11 **◆ COLORADO**  
 O 19 ◆ at Washington  
 O 26 ◆ WASHINGTON STATE  
 N 2 ◆ at Southern California  
 N 16 ◆ ARIZONA  
 N 23 ◆ at Arizona State  
 N 30 ◆ OREGON STATE

## WASHINGTON ST. (0-0)

A 31 NEW MEXICO STATE  
 S 7 NORTHERN COLORADO  
 S 13 at Houston  
 S 21 ◆ UCLA  
 S 28 ◆ at Utah  
 O 12 ◆ at Arizona State  
 O 26 ◆ at Oregon  
 N 9 ◆ at California  
 N 16 ◆ STANFORD  
 N 23 ◆ OREGON STATE  
 N 29 ◆ at Washington

## SOUTHERN CAL (0-0)

A 31 FRESNO STATE  
 S 7 ◆ STANFORD  
 S 14 at Brigham Young  
 S 20 ◆ UTAH  
 S 28 ◆ at Washington  
 O 12 at Notre Dame  
 O 19 ◆ ARIZONA  
 O 25 **◆ at Colorado**  
 N 2 ◆ OREGON  
 N 9 ◆ at Arizona State  
 N 16 ◆ at California  
 N 23 ◆ UCLA

## UCLA (0-0)

A 29 at Cincinnati  
 S 7 SAN DIEGO STATE  
 S 14 OKLAHOMA  
 S 21 ◆ at Washington State  
 S 28 ◆ at Arizona  
 O 5 ◆ OREGON STATE  
 O 17 ◆ at Stanford  
 O 26 ◆ ARIZONA STATE  
 N 2 **◆ COLORADO**  
 N 16 ◆ at Utah  
 N 23 ◆ at Southern California  
 N 30 ◆ CALIFORNIA

## STANFORD (0-0)

A 31 NORTHWESTERN  
 S 7 ◆ at Southern California  
 S 14 at UCF  
 S 21 ◆ OREGON  
 S 28 ◆ at Oregon State  
 O 5 ◆ WASHINGTON  
 O 17 ◆ UCLA  
 O 26 ◆ ARIZONA  
 N 9 **◆ at Colorado**  
 N 16 ◆ at Washington  
 N 23 ◆ CALIFORNIA  
 N 30 NOTRE DAME

## WASHINGTON (0-0)

A 31 EASTERN WASHINGTON  
 S 7 ◆ CALIFORNIA  
 S 14 HAWAII  
 S 21 at Brigham Young  
 S 28 ◆ SOUTHERN CALIFORNIA  
 O 5 ◆ at Stanford  
 O 12 ◆ at Arizona State  
 O 19 ◆ OREGON  
 N 2 ◆ UTAH  
 N 8 ◆ at Oregon State  
 N 23 **◆ at Colorado**  
 N 29 ◆ WASHINGTON STATE

## UTAH (0-0)

A 29 at Brigham Young  
 S 7 NORTHERN ILLINOIS  
 S 14 IDAHO STATE  
 S 20 ◆ at Southern California  
 S 28 ◆ WASHINGTON STATE  
 O 12 ◆ at Oregon State  
 O 19 ◆ ARIZONA STATE  
 O 26 ◆ CALIFORNIA  
 N 2 ◆ at Washington  
 N 16 ◆ UCLA  
 N 23 ◆ at Arizona  
 N 30 **◆ COLORADO**

KEY: ◆—Pac-12 Conference game; □—Mountain West game; ◇—Big Ten Conference game.

## OPPONENTS &amp; 2019 SCHEDULE TIDBITS

The 12 opponents on the 2019 Colorado schedule combined for an **80-72** record in 2018 (52.6 winning percentage); six teams earned bowl invitations and four won 9 or more games.

- The Buffaloes open on a weeknight for the sixth straight season (2015 in Honolulu, and 2014, 2016, 2017, 2018 and 2019 in Denver); the Buffs opened the Mike MacIntyre Era on a Sunday in 2013, so Colorado has not opened a season on a Saturday since 2012. Mel Tucker will become only the second of 26 head coaches at Colorado to open his career on a non-Saturday.
- **Friday Night Lights.** The Buffaloes will play on three Friday nights this fall, once at home (against USC on Oct. 25), once on the road (at Oregon on Oct. 11) and once at a neutral site (the season opener on Aug. 30 against Colorado State in Denver). It will mark just the second time in 130 seasons that the Buffaloes will play three regular season games on a Friday, and for the second year in a row at that; it's just the third time the Buffs will have as many as three non-Saturday games in the same regular season as well: in 2009, the Buffs played five: two on a Thursday, two on a Friday and one on a Sunday.
- The two other Division I/FBS schools in the state, Air Force and Colorado, appear on the CU schedule for just the second time, and for the first time since 1958 (or 61 years ago). Back then and unbeknownst to all at the time, it was the last time that CU and CSU would play until the rivalry was revived in 1983; that season also marked the first-ever meeting between the Buffaloes and Air Force, as the Falcons' program was born just three years earlier in 1955 (when they played just a freshmen schedule); but by '58, AFA would go 9-0-2 and tie TCU (0-0) in the Cotton Bowl. CSU defeated CU, 15-14 and Air Force got the best of the Buffs, 20-14; with both games in Boulder, they wound up being the last two under coach Dal Ward, who was let go when the team finished 6-4, losing four of its last five after opening 5-0 and rising to No. 9 in the nation.
- Air Force, Stanford and Washington all have byes the week before playing Colorado this fall; the Buffs do have the same week off prior to hosting Washington on Nov. 23, and will be off on Sept. 28 when Arizona hosts UCLA before traveling to Boulder on Oct. 5.
- Colorado will travel **7,014** miles round-trip for its non-Boulder games in 2019: CSU (Denver, 60), Arizona State (Tempe, 1,178), Oregon (Eugene, 1,916), Washington State (Pullman, 1,512), UCLA (Pasadena, 1,636) and Utah (Salt Lake City, 712). CU traveled **8,028** miles in 2018, **7,086** in 2017 and **11,704** in 2016 (two extra games).
- With three Friday night affairs, Colorado will have had at least one regular season game on a non-Saturday for the 24th straight season; the Buffs had played the Friday after Thanksgiving from 1996 through 2012, a span of 17 seasons (Nebraska 1995-2010, Utah 2011-12). But starting in 2013, the game with the Utes has been passed on by the Pac-12's television partners for Friday airing.
- **Pac-12 Conference** regular season misses: The Buffaloes will not play California or Oregon State in 2019 (replaced by Oregon and Stanford, both of whom CU last played in 2016). CU hosts Stanford and will travel to Oregon, with the reverse in the 2020 season. Cal and OSU will return to the CU schedule in 2021, at which time the Buffs will have a two-year hiatus from playing Stanford and Washington State.





## 2019 PAC-12 COMPOSITE SCHEDULE &amp; RESULTS

## Week Zero (Aug. 24)

HAWAII 45, Arizona 38

## Week One (Aug. 29-31)

(Aug. 29) UCLA at Cincinnati (ESPN), 5:00 p.m.  
 (Aug. 29) Kent State at Arizona State (PAC12), 8:00 p.m.  
 (Aug. 29) Utah at Brigham Young (ESPN), 8:15 p.m.  
 (Aug. 30) Colorado vs. CSU (at Denver; ESPN), 8:10 p.m.  
 (Aug. 30) Oklahoma St. at Oregon St. (FS1), 8:30 p.m.  
 Eastern Washington at Washington (PAC12), 1:00 p.m.  
 Northwestern at Stanford (FOX), 2:00 p.m.  
 UC Davis at California (PAC12), 4:30 p.m.  
 Auburn vs. Oregon (at Arlington; ABC), 5:30 p.m.  
 New Mexico St. at Washington St. (PAC12), 8:00 p.m.  
 Fresno State at Southern California (ESPN), 8:30 p.m.

## Week Two (Sept. 6-7)

(Sept. 6) Sacramento St. at Arizona St. (PAC12), 8 p.m.  
 Nebraska at Colorado (FOX), 1:30 p.m.  
 \*California at Washington (FS1), 8:30 p.m.  
 \*Stanford at Southern California (ESPN), 8:30 p.m.  
 Northern Illinois at Utah (PAC12), 11:00 a.m.  
 San Diego State at UCLA (PAC12), 2:15 p.m.  
 N. Colorado at Washington State (P12WA), 3:00 p.m.  
 Nevada at Oregon (PAC12), 5:30 p.m.  
 Northern Arizona at Arizona (PAC12), 8:45 p.m.  
 Oregon State at Hawaii'i, 10:00 p.m.

## Week Three (Sept. 13-14)

(Sept. 13) Wash. State at Houston (ESPN), 7:15 p.m.  
 Air Force at Colorado (PAC12), 11:00 a.m.  
 Utah at Brigham Young (ABC or ESPN), 1:30 p.m.  
 Stanford at UCF (ABC or ESPN), 1:30 p.m.  
 Arizona State at Michigan State (FOX), 2:00 p.m.  
 North Texas at California (PAC12), 2:15 p.m.  
 Cal Poly at Oregon State (PAC12), 2:15 p.m.  
 Idaho State at Utah (PAC12), 2:15 p.m.  
 Hawaii'i at Washington (PAC12), 5:30 p.m.  
 Oklahoma at UCLA (FOX), 6:00 p.m.  
 Texas Tech at Arizona (ESPN), 8:30 p.m.  
 Montana at Oregon (PAC12), 8:45 p.m.

## Week Four (Sept. 20-21)

(Sept. 20) \*Utah at USC (FS-1), 7:00 p.m.  
 \*Colorado at Arizona State  
 \*Oregon at Stanford  
 \*UCLA at Washington State  
 California at Mississippi (ESPN)  
 Washington at Brigham Young (ESPN)

## Week Five (Sept. 27-28)

(Sept. 27) \*Arizona St. at California (ESPN), 8:30 p.m.  
 \*Southern California at Washington  
 \*Stanford at Oregon State  
 \*UCLA at Arizona  
 \*Washington State at Utah

## Week Six (Oct. 5)

\*Arizona at Colorado  
 \*California at Oregon  
 \*Oregon State at UCLA  
 \*Washington at Stanford

## Week Seven (Oct. 11-12)

(Oct. 11) \*Colorado at Oregon (FS-1), 8:00 p.m.  
 \*Utah at Oregon State  
 \*Washington at Arizona  
 \*Washington State at Arizona State  
 Southern California at Notre Dame (NBC), 5:30 p.m.

## Week Eight (Oct. 17-19)

(Oct. 17) \*\*UCLA at Stanford (ESPN), 7:00 p.m.  
 \*Colorado at Washington State  
 \*Arizona at Southern California  
 \*Arizona State at Utah  
 \*Oregon at Washington  
 \*Oregon State at California

## Week Nine (Oct. 25-26)

(Oct. 25) \*USC at Colorado (ESPN2), 7:00 p.m.  
 \*Arizona at Southern California  
 \*Arizona State at UCLA  
 \*California at Utah  
 \*Washington State at Oregon

## Week Ten (Nov. 2)

\*Colorado at UCLA  
 \*Oregon at Southern California  
 \*Oregon State at Arizona  
 \*Utah at Washington

## Week Eleven (Nov. 8-9)

(Nov. 8) \*Washington at Oregon St. (FS-1), 8:30 p.m.  
 \*Stanford at Colorado  
 \*Southern California at Arizona State  
 \*Washington State at California

## Week Twelve (Nov. 16)

\*Arizona at Oregon  
 \*Arizona State at Oregon State  
 \*Southern California at California  
 \*UCLA at Utah  
 \*Stanford at Washington State

## Week Thirteen (Nov. 23)

\*Washington at Colorado  
 \*California at Stanford  
 \*Oregon at Arizona State  
 \*Oregon State at Washington State  
 \*UCLA at Southern California  
 \*Utah at Arizona

## Week Fourteen (Nov. 29-30)

(Nov. 29) \*Wash. St. at Wash. (FOX/FS-1) 2 p.m.  
 \*Colorado at Utah  
 \*Arizona at Arizona State (ABC or ESPN)  
 \*California at UCLA  
 \*Oregon State at Oregon  
 Notre Dame at Stanford

## Week Fifteen (Dec. 6)

Pac-12 Championship at Santa Clara (ABC), 6:00 p.m.

All times listed are MDT/MST. Home team in CAPS. \*—denotes Pacific-12 Conference game. Television selections Sept. 21 and beyond are made on 12 days' notice by the Pac-12 television partners (ESPN/ABC, FOX/FOX Sports 1 or 2, Pac-12 Networks); ESPN/ABC also has an option of utilizing a 6-day selection process three times annually. With the advent of the Pac-12 Networks (National; Arizona, Mountain, Oregon, Northern California, Southern California, Washington), all conference games and non-league home games will again be televised in 2018 (79 in all). ABC's standard afternoon regional telecast window is at 1:30 p.m. MT in addition to a number of prime-time windows (6 p.m. MT; those games will be selected from the Pac-12, American Athletic, ACC, Big 10 or Big 12). ESPN/ESPN 2 utilizes several windows, including 7 p.m. MT on Thursdays (those games are selected by June 1).

## 2018 PAC-12 CONFERENCE STANDINGS

## South Division (-6)

School (AP/Coaches/CFP)	conference-----					overall-----					Next Up
	W	L	Pct.	Pts	Opp	W	L	Pct.	Pts	Opp	
Utah (RV/RV/#17).....	6	3	.667	277	188	9	5	.643	393	272	A 29 at Brigham Young
Arizona State.....	5	4	.556	283	253	7	6	.538	389	332	A 29 KENT STATE
Arizona.....	4	5	.444	273	287	5	7	.417	376	391	S 7 NORTHERN ARIZONA
Southern California.....	4	5	.444	239	242	5	7	.417	313	324	A 31 FRESNO STATE
UCLA.....	3	6	.333	243	296	3	9	.250	295	409	A 29 at Cincinnati
COLORADO.....	2	7	.222	202	272	5	7	.417	325	327	A 30 Colorado State (Denver)

## North Division (+6)

School (AP/Coaches/CFP)	conference-----					overall-----					Next Up
	W	L	Pct.	Pts	Opp	W	L	Pct.	Pts	Opp	
Washington (#13/#13/#9).....	7	2	.778	240	167	10	4	.714	369	229	A 31 EASTERN WASHINGTON
Washington State (#10/#10/#13).....	7	2	.778	329	234	11	2	.846	488	303	A 31 NEW MEXICO STATE
Stanford (RV/RV/--).....	6	3	.667	277	227	9	4	.692	369	298	A 31 NORTHWESTERN
Oregon (RV/RV/--).....	5	4	.556	291	264	9	4	.692	453	330	A 31 Auburn (at Arlington)
California.....	4	5	.444	183	198	7	6	.538	280	265	A 31 UC DAVIS
Oregon State.....	1	8	.111	199	409	2	10	.167	313	548	A 30 OKLAHOMA STATE

**A LOOK AT THE PAC-12 DIVISIONS**

After the Pac-12 announced it was expanding to 12 teams in 2010 with the late spring additions of Colorado (June 10) and Utah (June 17), later that year the divisions in football only were announced: CU and Utah joined Arizona, Arizona State, Southern California and UCLA in the Pac-12 South; the Oregon and Washington schools along with Cal and Stanford would comprise the Pac-12 North. Here's a look at the divisions and the all-time records of each program as listed by the NCAA through games of August 24 (2019 records in parenthesis):

PAC-12 SOUTH	Seasons	Games	W	L	T	Pct.							
Arizona (0-1) .....	116	1,112	613	466	33	.567	California (0-0) .....	124	1,258	668	539	51	.551
Arizona State (0-0) .....	107	1,032	614	394	24	.607	Oregon (0-0) .....	124	1,200	657	497	46	.567
Colorado (0-0) .....	130	1,249	705	508	36	.579	Oregon State (0-0) .....	123	1,185	532	603	50	.470
Southern California (0-0) .....	126	1,239	839	346	54	.699	Stanford (0-0) .....	113	1,161	653	459	49	.584
UCLA (0-0) .....	101	1,063	605	421	37	.587	Washington (0-0) .....	130	1,234	735	449	50	.616
Utah (0-0) .....	126	1,172	677	464	31	.591	Washington State (0-0) .....	124	1,148	546	557	45	.495
<b>Totals .....</b>	<b>6,867</b>	<b>4053</b>	<b>2599</b>	<b>215</b>	<b>.607</b>		<b>Totals .....</b>	<b>7,186</b>	<b>3791</b>	<b>3104</b>	<b>291</b>	<b>.548</b>	

PAC-12 NORTH	Seasons	Games	W	L	T	Pct.
--------------	---------	-------	---	---	---	------

**ALL-TIME PAC-12 HEAD-TO-HEAD SERIES RECORDS**

A look at the team versus team football histories in the Pac-12 (won-lost-tied; does not include vacated games):

School	UA	ASU	CAL	COLO	OREG	OSU	STAN	UCLA	USC	UTAH	WASH	WSU	Totals
Arizona	.....	40-41-1	19-14-2	7-14	17-26	24-15-1	14-16	15-25-2	8-34	19-23-2	11-21-1	27-17	202-245- 9
Arizona State	41-40-1	.....	16-18	8-2	17-20	29-13-1	17-14	14-20-1	13-22	22-8	20-16	26-15-2	223-188- 5
California	14-19-2	18-16	.....	6-4	38-38-1	37-33	41-51-6	33-55-1	31-70-5	6-5	40-55-4	47-28-5	311-374-24
Colorado	14-7	2-8	4-6	.....	9-12	5-6	4-6	4-10	0-13	32-30-3	5-12-1	6-6	85-116- 4
Oregon	26-17	20-17	38-38-1	12-9	.....	65-47-10	32-46-1	29-40	20-39-2	22-10	46-60-5	47-42-7	358-365-25
Oregon State	15-24-1	13-29-1	33-37	6-5	47-65-10	.....	25-57-3	16-43-4	11-63-4	11-9-1	34-65-4	47-53-3	258-449-31
Southern California	34-8	22-13	70-31-5	13-0	39-20-2	63-11-4	63-33-3	49-32-7	.....	11-6	52-29-4	60-10-4	476-193-29
Stanford	16-14	14-17	51-41-6	6-4	46-32-1	57-25-3	.....	42-45-3	33-63-3	4-5	41-43-4	40-28-1	350-317-21
UCLA	25-15-2	20-14-1	55-33-1	10-4	40-29	43-16-4	45-42-3	.....	32-49-7	11-6	40-32-2	40-20-1	361-260-21
Utah	23-19-2	8-22	5-6	30-32-3	10-22	9-11-1	5-4	6-11	6-11	.....	1-12	7-9	110-159- 6
Washington	21-11-1	16-20	55-40-4	12-5-1	60-46-5	66-34-4	43-41-4	32-40-2	29-52-4	12-1	.....	73-32-6	409-323-31
Washington State	17-27	15-26-2	28-47-5	6-6	42-47-7	53-47-3	28-40-1	20-40-1	10-60-4	9-7	32-73-6	.....	260-420-28

**PERCEPTION**

Here's a quick fact when it comes to CU and Utah joining the Pac-12: the two are travel partners, and most assumed it wouldn't be a cozy as the other five pairs. Well, first of all, it's not like they travel together, the same teams will roll into Boulder and Salt Lake City the same weekends, and the other schools will host CU and Utah in one order or the other. The campus of CU and Utah are 356 miles apart; did you know Washington and Washington State's campuses are 252 miles apart? And the Arizona schools are separated by 102 miles; the others are all under 40, with USC and UCLA the closest. Bottom line is that CU and Utah are not really that far out of whack (Texas A&M and Texas Tech are further apart than the Buffs and the Utes by some 29 miles).

**FOLSOM FIELD RANKED SEVENTH TOUGHEST PLACE TO PLAY**

Yahoo! Sports in 2012 came out with its top 25 toughest places to play list, and lo and behold, Folsom Field came in at No. 7. In ranking CU in that spot, Yahoo! wrote: "Folsom Field, home of the Colorado Buffaloes, is one of the most underrated venues in college sports. The fans here always cheer hard and loud, and they are quite respectful and friendly to visiting fans." The Top 10 were comprised of: 1. Ohio State (*Ohio Stadium*); 2. Florida (*Ben Hill Griffin Stadium, a.k.a. the Swamp*); 3. Louisiana State (*Tiger Stadium, a.k.a., Death Valley*); 4. Auburn (*Jordan-Hare Stadium*); 5. Michigan State (*Spartan Stadium*); 6. Miami, Fla. (*Sun Life Stadium*); 7. Colorado (*Folsom Field*); 8. West Virginia (*Mountaineer Field at Milan Puskar Stadium*); 9. Iowa (*Kinnick Stadium*); 10. Texas A&M (*Kyle Field*). The next Pac-12 school on the list was Oregon (*Autzen Stadium*) at No. 21, with Washington at No. 23 (*Husky Stadium*).

**FOLSOM FIELD #1**

*LawnStarter.com* recently ranked its top 16 College Football Stadiums with the Best Natural Scenery, and lo and behold, coming in at the top was CU's own

**Folsom Field.** The top 10: 1. Folsom Field (Colorado); 2. Lavell Edwards Stadium (BYU); 3. Utah Stadium (Utah); 4. Romney Stadium (Utah State); 5. Rose Bowl (UCLA); 6. Sun Bowl (UTEP); 7. Ryan Field (Northwestern); 8. Scott Stadium (Virginia); 9. Michie Stadium (Army); 10. Kidd Brewer Stadium (Appalachian State); 11. Dowdy-Ficklen Stadium (East Carolina); 12. Dix Stadium (Kent State); 13. Memorial Stadium (California); 14. Kenan Stadium (North Carolina); 15. Memorial Stadium (Kansas); 16. Spartan Stadium (San Jose State).

The same publication ranked CU's natural grass field the third best national behind Iowa State (Jack Trice Field) and Northwestern (Ryan Field).

**300+ AT FOLSOM**

Colorado is now **315-175-10** in its 95th season playing its home games at Folsom Field (**500** in all). The first game at Folsom was Oct. 11, 1924 (*then known as Colorado Stadium, built at a cost of \$75,000*); previous, CU was **73-17-6** at Gamble Field and **19-5** on other grass areas of campus; the Buffs are **406-195-16** all-time at home. The 2016 season marked CU's first winning one at home in six years, as the Buffaloes went **6-0**; Colorado's last winning record at home had been in 2010 (with a 4-2 mark); it was CU's first undefeated season at home since 1994, when the Buffs went 6-0 in the late Rashaan Salaam's Heisman Trophy winning year. Over the 2011-12 seasons, CU was just 1-10 in Boulder before going 3-3 in Folsom in Mike MacIntyre's first season; the Buffs pulled even at home under "Mac" with the 6-0 mark in 2016 (and were 3-3 in 2017) and finished **18-17** at Folsom in his tenure.



## ACTIVE COLORADO CAREER STATISTICAL CHARTS

## RUSHING

Rk	Player (Seasons)	Att.	Yards	Avg.	TD
1	Eric Bieniemy (1987-90) .....	699	3,940	5.63	41
2	Phillip Lindsay (2014-17) .....	750	3,707	4.94	36
3	Rodney Stewart (2008-11) .....	809	3,598	4.45	25
4	Rashaan Salaam (1992-94) .....	486	3,057	6.29	33
5	Bobby Purify (2000-04) .....	595	3,016	5.07	20
10	Herchell Troutman (1994-97) .....	568	2,487	4.38	21
15	Kayo Lam (1933-35) .....	313	2,140	6.84	18
20	Carroll Hardy (1951-54) .....	291	1,999	6.87	23
25	William Harris (1965-67) .....	330	1,585	4.80	4
30	Mark Hatcher (1984-87) .....	375	1,470	3.92	16
35	Erich Kissick (1986-89) .....	256	1,297	5.07	8
40	Michael Adkins II (2013-17) .....	247	1,200	4.86	13
<b>62</b>	<b>Steven Montez (2016-19) .....</b>	<b>277</b>	<b>807</b>	<b>2.91</b>	<b>8</b>

## PASSING

Rk	Player (Seasons)	Att-Com-Int	Pct.	Yards	TD	Rating
1	Sefo Liufau (2013-16) .....	1383-870-36	62.9	9,568	60	130.13
2	Cody Hawkins (2007-10) .....	1214-667-41	54.9	7,409	60	115.76
3	Joel Klatt (2002-05) .....	1095-666-33	60.8	7,375	44	124.63
<b>4</b>	<b>Steven Montez (2016-18) .....</b>	<b>907-565-22</b>	<b>62.3</b>	<b>6,841</b>	<b>46</b>	<b>137.54</b>
5	Kordell Stewart (1991-94) .....	785-456-19	58.1	6,481	33	136.47
6	Tyler Hansen (2008-11) .....	872-505-28	57.9	5,705	35	119.69
7	Koy Detmer (1992-96) .....	594-350-25	58.9	5,390	40	148.95
8	Mike Moschetti (1998-99) .....	607-366-19	60.3	4,797	33	138.36
9	John Hessler (1994-97) .....	627-347-26	55.3	4,788	34	129.09
10	Steve Vogel (1981-84) .....	688-309-33	44.9	3,912	27	96.03
11	Darian Hagan (1988-91) .....	424-213-19	50.2	3,801	27	137.59
12	Craig Ochs (2000-02) .....	453-265-15	58.5	3,325	16	125.19
13	Gale Weidner (1959-61) .....	480-218-32	45.4	3,033	18	97.76

## TOTAL OFFENSE

Rk	Player (Seasons)	Rush	Pass	Total	TDR
1	Sefo Liufau (2013-16) .....	941	9,568	10,509	73
2	Kordell Stewart (1991-94) .....	1,289	6,481	7,770	48
<b>3</b>	<b>Steven Montez (2016-19) .....</b>	<b>807</b>	<b>6,841</b>	<b>7,648</b>	<b>54</b>
4	Cody Hawkins (2007-10) .....	-159	7,409	7,250	67
5	Joel Klatt (2002-05) .....	-130	7,375	7,245	47
6	Tyler Hansen (2008-11) .....	478	5,705	6,183	43
7	Darian Hagan (1988-91) .....	2,007	3,801	5,808	54
8	Koy Detmer (1992-96) .....	-31	5,390	5,359	43
9	John Hessler (1994-97) .....	276	4,788	5,064	44
10	Mike Moschetti (1998-99) .....	70	4,797	4,867	40
11	Bobby Anderson (1967-69) .....	2,367	2,198	4,565	43
12	Eric Bieniemy (1987-90) .....	3,940	63	4,003	42

## RECEIVING (Receptions)

Rk	Player (Seasons)	No.	Yards	Avg.	TD
1	Nelson Spruce (2012-15) .....	294	3,347	11.4	23
2	Scotty McKnight (2007-10) .....	215	2,521	11.7	22
3	Shay Fields (2014-17) .....	190	2,552	13.4	21
4	Michael Westbrook (1991-94) .....	167	2,548	15.3	19
5	Paul Richardson (2010-13) .....	156	2,412	15.5	21
6	Phil Savoy (1994-97) .....	152	2,176	14.3	14
7	Bryce Bobo (2014-17) .....	150	1,638	10.9	10
8	Devin Ross (2013-17) .....	140	1,621	11.6	9
9	Javon Green (1997-2000) .....	136	2,031	14.9	17
10	Rae Carruth (1992-96) .....	135	2,540	18.8	20
11	Derek McCoy (2000-03) .....	134	2,038	15.2	20
12	Charles E. Johnson (1990-93) .....	127	2,447	19.3	15
13	Monte Huber (1967-69) .....	111	1,436	12.9	5
14	Phillip Lindsay (2014-17) .....	110	976	8.8	3
15	*Daniel Graham (1998-2001) .....	106	1,543	14.6	11
19	Darrin Chiaverini (1995-98) .....	97	1,199	12.4	6
20	D.J. Hackett (2002-03) .....	93	1,194	12.8	9
<b>20</b>	<b>Laviska Shenault (2017-19) .....</b>	<b>93</b>	<b>1,179</b>	<b>12.7</b>	<b>6</b>
<b>48</b>	<b>K.D. Nixon (2017-19) .....</b>	<b>54</b>	<b>653</b>	<b>12.1</b>	<b>4</b>

## RECEIVING (Yards)

Rk	Player (Seasons)	No.	Yards	Avg.	TD
1	Nelson Spruce (2012-15) .....	294	3,347	11.4	23
2	Shay Fields (2014-17) .....	190	2,552	13.4	21
3	Michael Westbrook (1991-94) .....	167	2,548	15.3	19
4	Rae Carruth (1992-96) .....	135	2,540	18.8	20
5	Scotty McKnight (2007-10) .....	215	2,521	11.7	22
6	Charles E. Johnson (1990-93) .....	127	2,447	19.3	15
7	Paul Richardson (2010-13) .....	156	2,412	15.5	21
8	Phil Savoy (1994-97) .....	152	2,176	14.3	14
9	Derek McCoy (2000-03) .....	134	2,038	15.2	20
10	Javon Green (1997-2000) .....	136	2,031	14.9	17
11	Bryce Bobo (2014-17) .....	150	1,638	10.9	10
12	Devin Ross (2013-17) .....	140	1,621	11.7	9
13	*Daniel Graham (1998-2001) .....	106	1,543	14.6	11
14	Monte Huber (1967-69) .....	111	1,436	12.9	5
15	Dusty Sprague (2004-07) .....	103	1,261	12.2	4
16	Mike Pritchard (1987-90) .....	47	1,241	26.4	10
17	Marcus Stiggers (1996-99) .....	80	1,223	15.1	10
18	Ron Brown (1981-85) .....	57	1,217	21.4	8
19	Darrin Chiaverini (1995-98) .....	97	1,199	12.4	6
20	D.J. Hackett (2002-03) .....	93	1,194	12.8	9
<b>21</b>	<b>Laviska Shenault (2017-19) .....</b>	<b>93</b>	<b>1,179</b>	<b>12.7</b>	<b>6</b>
<b>57</b>	<b>K.D. Nixon (2017-19) .....</b>	<b>54</b>	<b>653</b>	<b>12.1</b>	<b>4</b>

## ALL-PURPOSE YARDS

Rk	Player (Seasons)	Rush	Rec	KOR	PR	Total
1	Phillip Lindsay (2014-17) .....	3,707	976	1,077	0	5,760
2	Rodney Stewart (2008-11) .....	3,598	969	239	22	4,828
3	Eric Bieniemy (1987-90) .....	3,940	380	31	0	4,351
4	Hugh Charles (2004-07) .....	2,659	552	411	0	3,622
5	Nelson Spruce (2012-15) .....	2	3,347	63	180	3,592
10	Charlie Davis (1971-73) .....	2,958	131	75	0	3,164
---	<b>Laviska Shenault (2017-19) ....</b>	<b>119</b>	<b>1,179</b>	<b>0</b>	<b>55</b>	<b>1,353</b>

## YARDS FROM SCRIMMAGE

Rk	Player (Seasons)	Rush	Rec	Total
1	Phillip Lindsay (2014-18) .....	3,707	976	4,683
2	Rodney Stewart (2008-11) .....	3,598	969	4,567
3	Eric Bieniemy (1987-90) .....	3,940	380	4,320
4	Bobby Purify (2000-04) .....	3,016	508	3,524
5	Rashaan Salaam (1992-94) .....	3,057	412	3,469
10	Lee Rouson (1981-84) .....	2,296	699	2,995
15	Lamont Warren (1991-93) .....	2,242	432	2,674
20	Paul Richardson (2010-13) .....	38	2,412	2,450
---	<b>Laviska Shenault (2017-19) .....</b>	<b>119</b>	<b>1,179</b>	<b>1,298</b>

## SCORING

Rk	Player (Seasons)	TD	2Pt	EP-EPA	FG-FGA	PTS
1	Mason Crosby (2003-06) .....	0	0-0	109-117	66-88	307
2	Will Oliver (2011-14) .....	0	0-0	129-131	50-69	279
3	Eric Bieniemy (1987-90) .....	42	1-1	0-0	0-0	254
4	Phillip Lindsay (2014-17) .....	39	0-0	0-0	0-0	234
5	Jeremy Aldrich (1996-99) .....	0	0-0	87-95	48-64	231
6	Bobby Anderson (1967-69) .....	35	1-2	0-0	0-0	212
7	Chris Brown (2001-02) .....	34	0-0	0-0	0-0	204
8	Rashaan Salaam (1992-94) .....	33	0-0	0-0	0-0	198
9	Tom Field (1979-83) .....	0	0-0	82-86	36-55	190
10	Byron White (1935-37) .....	24	0-0	30-32	1-2	177
15	Neil Voskeritchian (1994-95) .....	0	0-0	95-96	22-34	161
20	James Mayberry (1975-78) .....	25	0-0	0-0	0-0	150
25	Bob Stransky (1955-57) .....	21	0-0	12-22	0-0	138
25	Lamont Warren (1991-93) .....	23	0-0	0-0	0-0	138
25	Scotty McKnight (2007-10) .....	23	0-0	0-0	0-0	138
30	Rae Carruth (1992-96) .....	22	0-0	0-0	0-0	132
30	Cortlen Johnson (1998-2001) .....	22	0-0	0-0	0-0	132
30	Shay Fields (2014-17) .....	22	0-0	0-0	0-0	132
<b>30</b>	<b>James Stefanou (2017-18) .....</b>	<b>0</b>	<b>0-0</b>	<b>66-66</b>	<b>22-30</b>	<b>132</b>
34	Paul Richardson (2010-13) .....	21	1-0	0-0	0-0	128
35	Terry Kunz (1972-75) .....	21	0-0	0-0	0-0	126
<b>78</b>	<b>Laviska Shenault (2017-18) .....</b>	<b>12</b>	<b>0-0</b>	<b>0-0</b>	<b>0-0</b>	<b>72</b>





## ACTIVE COLORADO CAREER STATISTICAL CHARTS, CONTINUED

## KICK SCORING

Rk	Player (Seasons)	EP-EPA	FG-FGA	PTS
1	Mason Crosby (2003-06) .....	109-117	66-88	307
2	Will Oliver (2011-14) .....	129-131	50-69	279
3	Jeremy Aldrich (1996-99) .....	87-95	48-64	231
4	Tom Field (1979-83) .....	82-86	36-55	190
5	Aric Goodman (2008-10) .....	93-96	25-47	168
6	Neil Voskeritchian (1994-95) .....	95-96	22-34	161
7	Ken Culbertson (1986-89) .....	85-87	23-41	154
8	Dave Haney (1968-70) .....	86-92	21-35	149
9	Jim Harper (1990-91) .....	71-74	22-35	137
10	James Stefanou (2017-18) .....	66-66	22-30	132

## PUNTING

Rk	Player (Seasons)	No.	Yards	Avg.	Long	In 20
1	Mark Mariscal (1999-2002) .....	99	4,632	46.79	68	25
2	Barry Helton (1984-87) .....	153	6,873	44.92	68	44
3	Keith English (1985-88) .....	55	2,457	44.67	77	21
4	Zack Jordan (1950-52) .....	137	6,113	44.62	78	23
5	John Torp (2002-05) .....	205	9,145	44.61	72	65
12	Alex Kinney (2015-18) .....	203	8,357	41.17	70	73

INSIDE THE 20: O'Neill 95, Kinney 73, Torp 65, DiLallo 61, Koleski 51,

## KICKOFF RETURNS

Rk	Player (Seasons)	No.	Yards	Avg.	TD
1	Ben Kelly (1997-99) .....	64	1,798	28.1	3
2	Terrence Wheatley (2003-07) .....	56	1,350	24.1	0
3	Josh Smith (2007-08) .....	50	1,276	25.5	1
4	M.J. Nelson (1986-89) .....	51	1,198	23.5	0
5	Walter Stanley (1980-81) .....	49	1,172	23.9	1
6	Phillip Lindsay (2014-17) .....	44	1,077	24.5	0
7	Bill Symons (1962-64) .....	43	1,051	24.4	1
8	Brian Lockridge (2007-11) .....	44	968	22.0	1
9	Roman Hollowell (1998-2001) .....	44	914	20.8	0
10	Ryan Severson (2013-16) .....	40	872	21.8	0
15	Cliff Branch (1970-71) .....	30	755	25.2	2
19	Donovan Lee (2014-18) .....	24	617	25.7	0

## INTERCEPTIONS

Rk	Player (Seasons)	No.	Yards	Avg.	TD
1	John Stearns (1970-72) .....	16	339	21.2	0
2	Chris Hudson (1991-94) .....	15	204	13.6	2
3	Dick Anderson (1965-67) .....	14	151	10.8	0
3	Terrence Wheatley (2003-07) .....	14	154	11.0	2
5	Tim James (1987-90) .....	13	120	9.2	0
5	Tedric Thompson (2013-16) .....	13	241	18.5	0

## TACKLES

Rk	Player (Position, Seasons)	UT	AT	—	TOT	TFL
1	Barry Remington (LB, 1982-86) .....	245	248	—	493	21- 60
2	Matt Russell (LB, 1993-96) .....	282	164	—	446	44-144
3	Greg Biekert (LB, 1989-92) .....	280	161	—	441	33- 73
4	Jordan Dizon (LB, 2004-07) .....	293	147	—	440	35-137
5	Ted Johnson (LB, 1991-94) .....	253	156	—	409	21- 61
6	Rick Gamboa (2015-18) .....	188	200	—	388	7- 20
7	Laval Short (DL, 1976-79) .....	141	231	—	372	37-239
8	Chad Brown (LB, 1989-92) .....	242	127	—	369	38-169
9	Michael Jones (LB, 1986-89) .....	218	131	—	349	13- 41
10	Thaddeus Washington (LB, 2003-06) .....	202	136	—	338	25- 80
20	Jeff Smart (LB, 2006-09) .....	188	103	—	291	12- 34
25	Addison Gillam (LB, 2013-16) .....	186	84	—	270	26-115
30	Phil Irwin (LB, 1968-70) .....	88	170	—	258	16- 48
35	Billie Drake (LB, 1970-72) .....	82	170	—	252	10- 31
40	Jeff Donaldson (DB, 1980-83) .....	141	103	—	244	11- 47
40	Randy Geist (LB, 1971-73) .....	85	159	—	244	8- 39
78	Drew Lewis (LB, 2016-18) .....	102	91	—	193	9- 54
106	Evan Worthington (DB, 2014-18) .....	124	43	—	167	9- 24
—	Nate Landman (LB, 2017-18) .....	72	68	—	140	17- 54

## QUARTERBACK SACKS

Rk	Player (Seasons)	No.	Yards
1	Alfred Williams (1987-90) .....	35	242
2	Ron Woolfork (1990-93) .....	33	241
3	Greg Jones (1992-96) .....	25	158
4	Laval Short (1976-79) .....	24½	192
5	Abraham Wright (2004-06) .....	21	151
6	Jimmie Gilbert (2013-16) .....	20	156
16	Derek McCartney (2014-17) .....	14½	69
19	Garry Howe (1989-90) .....	13½	90

## TACKLES FOR LOSS

Rk	Player (Seasons)	No.	Yards
1	Alfred Williams (1987-90) .....	59	303
2	Ron Woolfork (1990-93) .....	53	303
3	Greg Jones (1992-96) .....	45	205
4	Matt Russell (1993-96) .....	44	144
5	Leonard Renfro (1989-92) .....	43	142
25	Addison Gillam (2013-16) .....	26	115
25	Chidobe Awuzie (2013-16) .....	26	104
25	Marques Harris (2000-03) .....	26	102

## THIRD DOWN STOPS

Rk	Player (Seasons)	No.
1	Jordan Dizon (2004-07) .....	48
2	Chidobe Awuzie (2013-16) .....	47
3	Matt Russell (1993-96) .....	45
4	Jimmie Gilbert (2013-16) .....	44
5	Chad Brown (1989-92) .....	42
10	Rick Gamboa (2015-18) .....	33
---	*Joel Steed (1988-91; most by a DL) .....	26

## PASS DEFLECTIONS

Rk	Player (Seasons)	No.
1	Marcus Washington (1995-98) .....	42
2	Damen Wheeler (1996-99) .....	39
3	Greg Henderson (2011-14) .....	36
3	Ken Crawley (2012-15) .....	36
5	Chidobe Awuzie (2013-16) .....	35
10	Mickey Pruitt (1984-87) .....	32
10	Isaiah Oliver (2015-17) .....	32
27	Rick Gamboa (2015-18) .....	19
43	Evan Worthington (2014-18) .....	15

## SPECIAL TEAM TACKLES

Rk	Player (Seasons)	UT	AT	—	Total
1	Ryan Sutter (1994-97) .....	32	32	—	64
2	Darren Fisk (1995-97) .....	25	23	—	48
3	Ryan Black (1994-97) .....	21	19	—	40
4	Paul Rose (1987-90) .....	14	25	—	39
5	Terrel Smith (2010-14) .....	24	10	—	34
5	Arthur Jaffee (2008-11) .....	21	13	—	34
7	Derrick Webb (2010-13) .....	19	14	—	33
8	Andy Peeke (1998-2001) .....	26	5	—	31
8	Beau Bisharat (2016-18) .....	22	9	—	31
10	Hannibal Navies (1995-98) .....	15	13	—	28

## SPECIAL TEAM POINTS

Rk	Player (Seasons)	Points
1	Ryan Sutter (1994-97) .....	123
2	Arthur Jaffee (2008-11) .....	88
3	Darren Fisk (1995-97) .....	86
4	Ryan Severson (2013-16) .....	84
5	Derrick Webb (2010-13) .....	81
6	Travis Sandersfeld (2008-11) .....	72
7	Beau Bisharat (2016-18) .....	70
8	Ryan Black (1994-97) .....	68
9	Jalil Brown (2007-10) .....	65
9	Terrel Smith (2010-14) .....	65
11	Paul Rose (1987-90) .....	63

**ALL-BLACK UNIFORMS**

Colorado has worn its all black uniforms on **52** occasions, when the Buffaloes wear both black jerseys and black pants, owning a **23-28-1** record; the Buffs have also added black helmets to the look, having worn black top-to-bottom on six occasions (**0-6** in that combo). A little history on the all-black look: the brainchild of then-head coach Bill McCartney, CU first wore the garb on Nov. 28, 1987 for a game after Thanksgiving at the time; the opponent was CU's old Big 8 rival, Nebraska. The Buffs came out and warmed up in gold pants, and upon returning to the locker room at the conclusion of warm-ups, the players found black pants hanging in their lockers. "It was something we thought about a long time ago," Mac said at the time. "You couldn't do this overnight. We didn't tell the kids, and they were real excited." He went on to say that it was planned a month or so out to give the team a shot of adrenaline prior to kickoff.

**COLORADO / ALL-BLACK UNIFORMS (23-28-1)**

Year	Opponent	Result	Year	Opponent	Result	Year	Opponent	Result	Year	Opponent	Result
1987	Nebraska	L 7-24	1999	Nebraska (OT)	L 30-33	2006	Texas Tech	W 30-6		*Arizona State	L 17-51
1988	Oklahoma	L 14-17	2000	Iowa State	L 27-35		Kansas State	L 21-34	2013	*Arizona	L 20-44
1990	Iowa State	W 28-12	2001	Nebraska	W 62-36		Iowa State	W 33-16		Southern California	L 29-47
1991	Missouri	W 55-7	2002	Kansas State	W 35-31	2007	c—Colorado St. (OT)	W 31-28	2014	*Arizona State	L 24-38
1992	Oklahoma	T 24-24		Baylor	W 34-0		Florida State	L 6-16		Oregon State	L 31-36
1993	Nebraska	L 17-21		Texas Tech	W 37-13		Nebraska	W 65-51	2015	*Southern California	L 24-27
1994	Oklahoma State	W 17-3		Iowa State	W 41-27	2008	c—Colorado State	W 38-17	2016	Utah	W 27-22
1995	Missouri	W 21-0		b—Oklahoma	L 7-29		West Virginia (OT)	W 17-14	2017	*at UCLA	L 23-27
	a—Oregon	W 38-6	2003	Oklahoma	L 20-34		Texas	L 14-38		at Arizona State	L 30-41
1996	Texas	W 28-24		Nebraska	L 22-31	2009	Oklahoma State	L 17-30	2018	UCLA	W 38-16
	Kansas State	W 12-0	2004	Colorado State	W 27-24		Colorado State	L 17-23			
1997	Kansas	W 42-6		Texas	L 7-31		Nebraska	L 20-28			
	Missouri	L 31-41		Kansas State	W 38-31	2011	*Southern California	L 17-42			
1998	Kansas State	L 9-16	2005	Nebraska	L 3-30	2012	UCLA	L 14-42			

a—Cotton Bowl; b—Big 12 Championship at Houston; c—in Denver (\*—wore black helmets).

**BLACK HELMETS:** Colorado has worn black helmets on **19** occasions in its history, usually with a gold or sometimes a silver logo, but once with a pink logo; CU is **3-16** in the black headgear. The games (\*—matte black; #—worn with a pink logo as part of Blackout Breast Cancer awareness):

Year	Opponent	Result	Year	Opponent	Result	Year	Opponent	Result
1998	BAYLOR	W 18-16	2013	at UCLA	L 23-45	2015	*SOUTHERN CALIFORNIA	L 24-27
2011	SOUTHERN CALIFORNIA	L 17-42	2013	at Utah	L 17-24	2016	IDAHO STATE	W 56-7
2011	at UCLA	L 6-45	2014	*ARIZONA STATE	L 24-38	2017	at UCLA	L 23-27
2012	ARIZONA STATE	L 17-51	2014	*at Southern California	L 28-56	2018	NEW HAMPSHIRE	W 45-14
2012	at Arizona	L 31-56	2014	*at Arizona	L 20-38	2018	at California	L 21-33
2013	at Arizona State	L 13-54	2014	*at Oregon	L 10-44			
2013	#ARIZONA	L 20-44	2015	*OREGON	L 24-41			

**OTHER UNIFORM LOOKS**

**GOLD HELMET/WHITE UNIS/BLACK PANTS:** Last: **2018** (at Nebraska, W); **2017** (at Oregon State, W); Colorado's standard road combination through much of the 1980s/1990s/2000s.

**GOLD HELMET/WHITE UNIS/GOLD PANTS:** **2018** (at USC, L); **2016** (at Arizona, W); **2015** (at Oregon State, W); **2014** (at Massachusetts, W); **2013** (CSU in Denver, W; Oregon State, L; at Washington, L); **2008** (at Texas A&M, L); **2007** (at Iowa State, L; at Arizona State, L); **2006** (at Missouri, L; at Georgia, L); **2004** (UTEP, Houston Bowl, W)

**GOLD HELMET/WHITE UNIS/SILVER PANTS (0-1):** **2018** (at Washington, L)

**GOLD HELMET/WHITE UNIS/WHITE PANTS:** **2018** (CSU in Denver, W); **2013** (at Utah, L); **2010** (at Nebraska, L); **2009** (at Kansas State, L); **2008** (at Nebraska, L; at Florida State, L); **2005** (at Miami-Fla., L); **2004** (at Nebraska, W).

**BLACK HELMET/WHITE UNIS/BLACK PANTS (0-6):** **2018** (at Cal, L); **2014** (at USC, L); **2013** (at UCLA, L; at Arizona State, L); **2012** (at Arizona, L); **2011** (at UCLA, L)

**BLACK HELMET/BLACK UNIS/GOLD PANTS (1-0):** **2016** (Idaho State, W).

**BLACK HELMET/SILVER UNIS/BLACK PANTS (0-1):** **2015** (Oregon, L).

**BLACK HELMET/SILVER UNIS/SILVER PANTS (1-0):** **2018** (New Hampshire, W).

**BLACK HELMET/WHITE UNIS/GOLD PANTS (0-1):** **2014** (at Arizona, L).

**BLACK HELMET/WHITE UNIS/WHITE PANTS (0-2):** **2014** (at Oregon, L); **2013** (at Utah, L).

**SILVER HELMET/BLACK UNIS/SILVER PANTS (1-2):** **2018** (Washington State, L);

**2017** (Washington, L); **2016** (Washington State, W).

**SILVER HELMET/SILVER UNIS/SILVER PANTS (1-1):** **2016** (at Stanford, W);

**2015** (Arizona, L).

**SILVER HELMET/WHITE UNIS/SILVER PANTS (0-2):** **2016** (at USC, L); **2015** (at Hawai'i, L).

**SILVER HELMET/WHITE UNIS/WHITE PANTS (0-2):** **2017** (at Washington State, L);

**2015** (at Utah, L).

**WHITE HELMET/BLACK UNIS/BLACK PANTS (1-0):** **2018** (Arizona State, W).

**WHITE HELMET/BLACK UNIS/WHITE PANTS (2-1):** **2017** (Arizona, L);

**2016** (Oregon State, W); **2015** (Nicholls State, W).

**WHITE HELMET/SILVER UNIS/WHITE PANTS (1-0):** **2017** (Texas State, W).

**WHITE HELMET/WHITE UNIS/BLACK PANTS (0-1):** **2015** (at Arizona State, L).

**WHITE HELMET/WHITE UNIS/SILVER PANTS (0-1):** **2015** (at UCLA, L).

**WHITE HELMET/WHITE UNIS/WHITE PANTS (2-3):** **2018** (at Arizona, L); **2017** (at Utah, L);

**2016** (at Oregon, W; Washington, L); **2015** (CSU in Denver, W).

**IN-SEASON BIRTHDAYS**

Here's the list of those coaches and players who have birthdays to celebrate during the 2019 season (starting last week of August; \*—denotes on a game day):

Aug. 26 Jonathan Van Diest (21)	Sept. 6 Cordae Hankton (31)	Oct. 9 Sam Noyer (22)	Oct. 31 Alex Smith (20)	Nov. 20 Curtis Appleton (20)
Aug. 28 Jeremiah Doss (21)	Sept. 7 Devin Lynch (21)	Oct. 10 Jake Groth (20)	Nov. 10 Joshua Jynes (19)	Dec. 9 Jimmy Brumbaugh (43)
Aug. 31 Na'im Rodman (21)	Sept. 15 Dante Sparaco (21)	Oct. 11 *Reed Heim (42)	Nov. 10 Tim Lynott, Jr. (23)	Dec. 13 Austin Johnson (19)
Aug. 31 Brady Russell (21)	Sept. 17 Jack Shutack (23)	Oct. 12 Darrin Chiaverini (42)	Nov. 11 Chris Kapilovic (51)	Dec. 17 Isaiah Lewis (21)
Aug. 31 Scott Unrein (31)	Sept. 18 Jay Johnson (50)	Oct. 12 Aaron Maddox (22)	Nov. 14 K.J. Trujillo (19)	Dec. 18 J.T. Bale (23)
Sept. 2 Daniel Arias (21)	Sept. 25 Chase Sanders (22)	Oct. 14 Heston Paige (21)	Nov. 14 Trey Udoffia (22)	Dec. 19 Jacob Callier (21)
Sept. 2 D.J. Oats (20)	Sept. 27 Jaren Mangham (20)	Oct. 14 Colby Pursell (21)	Nov. 15 Tyler Francis (20)	Dec. 28 Deion Smith (20)
Sept. 3 Jalen Harris (23)	Oct. 4 Evan Price (20)	Oct. 17 Al Pupunu (50)	Nov. 15 Alec Pell (19)	Dec. 29 Bryan Cook (43)
Sept. 5 Lucas Cooper (22)	Oct. 5 *Laviska Shenault (21)	Oct. 23 Jaylon Jackson (21)	Nov. 17 Kary Kutsch (20)	Dec. 29 Davis Price (22)
Sept. 5 Joshka Gustav (20)	Oct. 6 Ryan Travis (20)	Oct. 23 Dimitri Stanley (20)	Nov. 19 Frank Phillip (20)	Jan. 2 Jamar Montgomery (21)
Sept. 5 Matt Pick (24)	Oct. 8 Travares Tillman (42)	Oct. 25 James Townsend (21)	Nov. 19 Nate Landman (21)	



## 2019 SPECIAL GAMES/WEEKENDS

The list of special games/weekends at Folsom Field this fall:

**Sept. 7 (Nebraska):** Pac-12 "The Pregame," Mental Health Initiative Day  
**Sept. 14 (Air Force):** Ski Ball, Extra Yard for Teachers  
**Oct. 5 (Arizona):** Family Weekend; '69 Liberty Bowl Reunion, Living Legends

**Oct. 25 (USC):** "Miracle in Michigan" 25th Anniversary Celebration  
**Nov. 9 (Stanford):** Homecoming, Athletic Hall of Fame; Military Appreciation  
**Nov. 23 (Washington):** Senior Day, Honorary C

## CU IS BLACK & GOLD, BUT FOLSOM IS "GREEN"

The University of Colorado at Boulder established a goal to move toward zero-waste at Folsom Field during the 2008 football season and invest in local carbon-reduction projects. They anticipated recycling or composting at least 90% of the waste generated at Folsom Field and met those goals. According to U.S. Environmental Protection Agency information and other sources, Folsom Field was the first major sports stadium in the nation, professional or collegiate, to collect all materials in recycling or compost containers, eliminate trash cans and transform its materials collections systems into a zero-waste process. For more information, visit Ralphie's Green Stampede at [http://www.cubuffs.com/ViewArticle.dbml?&DB\\_OEM\\_ID=600&ATCLID=1549954](http://www.cubuffs.com/ViewArticle.dbml?&DB_OEM_ID=600&ATCLID=1549954).

## WHO IS/HAS BEEN IN ON OFFENSE & DEFENSE

**OLB Carson Wells** played some fullback late in 2018 (three snaps, picking up two touchdown block credits) ... **George Frazier**, as he did his freshman year in 2014, appeared on both offense (TE/FB) and defense (DE) as senior in 2017 (he played 506 total snaps between offense, defense and special teams). In 2014, he played both defensive end and fullback for the first time against Arizona State, becoming the first Buff to appear on both sides of the ball since 2005 in the process, and continued to do so the remainder of the season. In 2008, **Eugene Goree** was on-call to do so, as the redshirt frosh was both a DT and an OG during the second half of the season; he did appear on both sides of the ball but not in the same game. Through the years, there have been a few players who wind up playing on both sides of the ball in the same game: **DT John Guydon** was the latest to do so, seeing action on defense (13 snaps at tackle) and offense (3 snaps at guard) at Texas on October 15, 2005; it was the first time it happened for a complete series with no gimmicks or special situations since **WR Michael Westbrook** played a series at safety against Baylor in 1993. **DE James Garee** also trotted in on offense in 2005, catching a pass as an end at Miami. **DT Sam Wilder** had been the last before 2005, as he caught a 9-yard pass against Kansas State in 2002. **DT Justin Bannan**, did the same, catching a 12-yard TD pass on his only play at Missouri in 2000. **CB Ben Kelly** tried tailback in 1999 at Texas Tech; he finished with three yards on one carry (a nice 5-yard run was wiped out by a penalty). Between 1994 and 2005, several Buffs played on both sides of the ball, as offensive linemen often played on the goal line or short yardage defense units—**OG Heath Irwin**, **OG Clint Moore**, **OG Chris Naeole**, **OT Melvin Thomas** and **OG Brad Bedell** all did it at one time or another between 1993 and 1998. In 1990, **OLBs Alfred Williams** and **Kanavis McGhee** played some tight end in a 64-3 win over Kansas State (Williams caught a pass for 17 yards, McGhee didn't catch the one thrown his way). The last offensive skill player before Frazier in 2014 to swing over and try some defense was Westbrook (four snaps at strong safety) against Baylor in 1993.

## WHY CU AND NOT UC?

A question often asked of many former Big Eight schools: Why is it the University of Colorado, but the moniker is CU and not UC? (The same applies at Kansas—KU, Missouri—MU, Nebraska—NU and Oklahoma—OU). "Midwestern casualness," said CU historian, the late Fred Casotti. It has always been this way at Colorado, for whatever reason, and at the other four—but seemingly nowhere else in the USA (except for Tulsa, but its midwest, too). In the 1950s, there was a concerted effort to eliminate the use of "CU" on the Boulder campus, both as a symbol and in speech, but Casotti said that no one would buy into it. "Nobody would change," he said. "It's easier to say than U of C, UC sounds like slang or something (as in 'you see'), and it was traditional. By trying to eliminate it, they reinforced it."

## HISTORY OF THE END ZONE "COLORADO"

As in the south end zone, that is. In 1967, the stadium was lowered when the track was removed, and that area remained basically a dirt hill. Former long-time senior associate A.D. **Jon Burianek** said that we tried to grow grass and bushes there, but none took. The first artificial field was installed during the summer of 1971, and that area was then covered with asphalt and the large, block COLORADO was painted on it, then in all-white block lettering. Trim was later added, and at one time, when blue was one of the school colors, the end zone as well was painted blue instead of the familiar black.

## NO. 38 IN THE WORLD

In the 2019 world university rankings by the ARWU (Academic Ranking of World Universities), the **University of Colorado** was ranked as the **No. 38** University in the world (which translates to the solar system, the galaxy and the universe, unless the planet PSR1257+12A has life orbiting around a distant pulsar). Unlike other rankings that are based more on cost of attendance and class sizes, the ARWU, compiled by the Shanghai Ranking Consultancy, uses six objective indicators to create the rankings. Colorado came in No. 25 among American colleges on a list very well represented by the Pac-12: Stanford came in No. 2 (behind Harvard), followed by California (No. 4), UCLA (No. 10) and Washington (No. 13), giving the Pac-12 five schools in the top 25.

## 99 IS SO NICE

Colorado scored for the seventh time in its history on a 99-yard drive to close out the scoring in the 2015 Arizona State game. **TB Christian Powell** started it with a 42-yard burst from the CU 1, and a Sefo Liufau-to-Nelson Spruce touchdown pass covering 31 yards ended the seven play march over a gassed ASU defense. CU covered the 99 yards in the third fewest plays of the seven, and it was just the second to occur in Boulder:

**99**—vs. Northwestern at Evanston, Sept. 29, 1951 (6 plays)  
**99**—vs. Miami, Fla., at Miami, Oct. 13, 1961 (21 plays)  
**99**—vs. Iowa State in Boulder, Oct. 29, 1988 (8 plays)

**99**—vs. Oklahoma at Norman, Oct. 19, 1991 (8 plays)  
**99**—vs. Oklahoma at Norman, Oct. 19, 1991 (14 plays)  
**99**—vs. Oklahoma State at Stillwater, Oct. 27, 2001 (5 plays)










**99**—vs. Arizona State in Boulder, Sept. 13, 2014 (7 plays)



**THE FIRST COLLEGE WEBSITE WITH ITS OWN CARTOONIST?**

**CUBuffs.com** might be the first college sports website with its own cartoonist – maybe for any sports website for that matter – as Denver's award-winning **Drew Litton** has joined CU this fall for a series primarily surrounding each football game. His designs are featured on CU's social media channels.

Litton is a nationally syndicated sports cartoonist and is best known for his 25-plus years as the creator of the popular *Rocky Mountain News*, "Win, Lose & Drew" sports cartoon. He began drawing his fun-filled Colorado Buffaloes cartoons exclusively for the University of Colorado the Friday ahead of the Rocky Mountain Showdown and has three drawings to date. He also draws for KUSA TV 9News, *The Colorado Springs Gazette*, *The Colorado Rockies Magazine*, *Mile High Sports Magazine* and a variety of other clients. His work has been featured on ESPN.com, as well as the *Chicago Tribune*. Nobody covers the wild ride of Colorado sports through art and humor better than Litton, who resides in the Denver area with a rather extensive collection of cartoon bobbleheads and Finnegan, his overly caffeinated Schnauzer.



Above: Drew's weekly cartoons starting with the season opener against Colorado State.



**NOTABLE PERFORMANCES: THE LAST TIME****INDIVIDUAL**

<b>Kickoff Return For A Touchdown</b>	<b>Colorado:</b> Nelson Spruce vs. Cal in Boulder, Nov. 16, 2013 (onside, 46 yards; otherwise: M. Mosley vs. Utah, Nov. 23, 2012, 100 yds)
	<b>Opponent:</b> Reggie Dunn, Utah in Boulder, Nov. 23, 2012 (100 yards).
<b>Punt Return For A Touchdown</b>	<b>Colorado:</b> Laviska Shenault vs. Texas State in Boulder, Sept. 9, 2017 (55 yards; on a fumble return).
	<b>Opponent:</b> Boobie Hobbs, Utah in Boulder, Nov. 26, 2016 (55 yards).
<b>Interception Return For A Touchdown</b>	<b>Colorado:</b> Dante Wigley vs. Oregon State in Boulder, Oct. 27, 2018 (27 yards).
	<b>Opponent:</b> Ashlyn Davis, California at Berkeley, Nov. 24, 2018 (35 yards, TD; second in that game).
<b>Fumble Return/Recovery For A Touchdown</b>	<b>Colorado:</b> Davion Taylor vs. New Hampshire in Boulder, Sept. 15, 2018 (14 yards).
	<b>Opponent:</b> Tra'Mayne Bondurant, Arizona at Tucson, Nov. 8, 2014 (22 yards).
<b>Blocked Punt Return For A Touchdown</b>	<b>Colorado:</b> Lawrence Vickers vs. Washington State at Seattle, Sept. 11, 2004 (0 yards).
	<b>Opponent:</b> Grant Perry, Michigan at Ann Arbor, Sept. 17, 2016 (6 yards).
<b>Blocked Field Goal Return For A Touchdown</b>	<b>Colorado:</b> Has not occurred.
	<b>Opponent:</b> Max Bergen, Stanford at Palo Alto, Oct. 8, 2011 (75 yards; first-ever against Colorado)
<b>Blocked Punt</b>	<b>Colorado:</b> Alex Fontenot vs. California at Berkeley, Nov. 24, 2018 and vs. Utah in Boulder, Nov. 17, 2018.
	<b>Opponent:</b> Khaylan Thomas, Arizona State at Tempe, Nov. 4, 2017.
<b>Blocked PAT Kick</b>	<b>Colorado:</b> Terrance Lang vs. Oregon State in Boulder, Oct. 27, 2018.
	<b>Opponent:</b> Shemar Smith, Oregon State in Boulder, Oct. 1, 2016 ( <i>kicker: Cbris Graham</i> )
<b>Blocked Field Goal</b>	<b>Colorado:</b> Chidobe Awuzie vs. UCLA in Boulder, Nov. 3, 2016.
	<b>Opponent:</b> Elu Aydon, Oregon State in Boulder, Oct. 27, 2018.
<b>Offensive Lineman To Score A Touchdown</b>	<b>Colorado:</b> Alex Kelley vs. Colorado State in Denver, Sept. 2, 2016 (recovered fumble in end zone).
	<b>Opponent:</b> Has not occurred.
<b>Defensive Two-Point Conversion</b>	<b>Colorado:</b> Greg Biekert vs. Nebraska in Boulder, Nov. 2, 1991.
	<b>Opponent:</b> Has not occurred.
<b>300 Yards Total Offense</b>	<b>Colorado:</b> 319, Steven Montez vs. Arizona at Tucson, Nov. 2, 2018 ( <i>343 pass, -24 rush</i> ).
	<b>Opponent:</b> 361, Gardner Minshew, Washington State in Boulder, Nov. 10, 2018 ( <i>26 rush, 335 pass</i> ).
<b>400 Yards Total Offense</b>	<b>Colorado:</b> 416, Steven Montez vs. Southern California in Boulder, Nov. 11, 2017 ( <i>376 pass, 40 rush</i> ).
	<b>Opponent:</b> 481, Khalil Tate, Arizona in Boulder, Oct. 7, 2017 ( <i>327 rush, 154 pass</i> ).
<b>100 Yards Rushing</b>	<b>Colorado:</b> 132, Travon McMillian vs. Oregon State in Boulder, Oct. 27, 2018 ( <i>20 attempts</i> ).
	<b>Opponent:</b> 192, I.J. Taylor, Arizona at Tucson, Nov. 2, 2018 ( <i>40 attempts</i> )
<b>200 Yards Rushing</b>	<b>Colorado:</b> 281, Phillip Lindsay vs. Arizona in Boulder, Oct. 7, 2017 ( <i>41 attempts</i> ).
	<b>Opponent:</b> 327, Khalil Tate, Arizona in Boulder, Oct. 7, 2017 ( <i>14 attempts</i> ).
<b>300 Yards Rushing</b>	<b>Colorado:</b> 309, Chris Brown vs. Kansas at Lawrence, Oct. 12, 2002.
	<b>Opponent:</b> 327, Khalil Tate, Arizona in Boulder, Oct. 7, 2017 ( <i>14 carries</i> ).
<b>Three Touchdowns Rushing</b>	<b>Colorado:</b> 3, Phillip Lindsay vs. Arizona in Boulder, Oct. 7, 2017.
	<b>Opponent:</b> 3, Ryan Nall, Oregon State at Corvallis, Oct. 14, 2017.
<b>Four Touchdowns Rushing</b>	<b>Colorado:</b> 4, Michael Adkins II vs. Charleston Southern in Boulder, Oct. 19, 2013.
	<b>Opponent:</b> 4, Khalil Tate, Arizona in Boulder, Oct. 7, 2017.
<b>Two 100-Yard Rushers</b>	<b>Colorado:</b> Phillip Lindsay (31-144) and Sefo Liufau (23-108) vs. Washington State in Boulder, Nov. 19, 2016.
	<b>Opponent:</b> Adrian Martinez (15-117) and Greg Bell (13-104), Nebraska at Lincoln, Sept. 8, 2018.
<b>Three 100-Yard Rushers</b>	<b>Colorado:</b> Jon Keyworth (18-124), Paul Arendt (23-116) and Ward Walsh (15-101), vs. Air Force at USAFA, Nov. 21, 1970.
	<b>Opponent:</b> David Overstreet (18-258), Darrell Shepard (3-151) and George Rhymes (9-110), Oklahoma in Boulder, Oct. 4, 1980.
<b>300 Yards Passing</b>	<b>Colorado:</b> 343, Steven Montez vs. Arizona at Tucson, Nov. 2, 2018.
	<b>Opponent:</b> 335, Gardner Minshew, Washington State in Boulder, Nov. 10, 2018.
<b>400 Yards Passing</b>	<b>Colorado:</b> 455, Sefo Liufau vs. California at Berkeley, Sept. 27, 2014 ( <i>46-of-67</i> ).
	<b>Opponent:</b> 458, Jared Goff, California at Berkeley, Sept. 27, 2014 ( <i>24-of-42</i> ).
<b>Three Touchdowns Passing</b>	<b>Colorado:</b> 3, Steven Montez vs. Arizona at Tucson, Nov. 2, 2018.
	<b>Opponent:</b> 5, Khalil Tate, Arizona at Tucson, Nov. 2, 2018.
<b>Four Touchdowns Passing</b>	<b>Colorado:</b> 4, Steven Montez vs. Colorado State in Denver, Aug. 31, 2018.
	<b>Opponent:</b> 5, Khalil Tate, Arizona at Tucson, Nov. 2, 2018.
<b>Five Touchdowns Passing</b>	<b>Colorado:</b> 7, Sefo Liufau vs. California at Berkeley, Sept. 27, 2014 ( <i>school record</i> ).
	<b>Opponent:</b> 5, Khalil Tate, Arizona at Tucson, Nov. 2, 2018.
<b>Three Interceptions Thrown</b>	<b>Colorado:</b> 3, Steven Montez vs. California at Berkeley, Nov. 24, 2018.
	<b>Opponent:</b> 3, Ryan Burns, Stanford at Palo Alto, Oct. 22, 2016.
<b>Four Interceptions Thrown</b>	<b>Colorado:</b> 4, Nick Hirschman vs. Utah in Boulder, Nov. 23, 2012.
	<b>Opponent:</b> 4, Graham Harrell, Texas Tech at Lubbock, Oct. 27, 2007.
<b>10 Receptions</b>	<b>Colorado:</b> 10, Laviska Shenault vs. Washington State in Boulder, Nov. 10, 2018 ( <i>102 yards</i> ).
	<b>Opponent:</b> 11, Isaiah Hodgins, Oregon State in Boulder, Oct. 27, 2018 ( <i>146 yards</i> ).
<b>100 Yards Receiving</b>	<b>Colorado:</b> 102, Laviska Shenault vs. Washington State in Boulder, Nov. 10, 2018 ( <i>10 receptions</i> ).
	<b>Opponent:</b> 125, Javlen Dixon, Utah in Boulder, Nov. 17, 2018 ( <i>4 receptions</i> ).
<b>200 Yards Receiving</b>	<b>Colorado:</b> 211, Laviska Shenault vs. Colorado State in Denver, Aug. 31, 2018 ( <i>11 receptions</i> ).
	<b>Opponent:</b> 208, Ryan Broyles, Oklahoma at Norman, Oct. 30, 2010 ( <i>9 receptions</i> ).
<b>Two Touchdowns Receiving</b>	<b>Colorado:</b> 2, K.D. Nixon vs. Oregon State in Boulder, Oct. 27, 2018.
	<b>Opponent:</b> 2, Shawn Poindexter, Arizona at Tucson, Nov. 2, 2018.
<b>Three Touchdowns Receiving</b>	<b>Colorado:</b> 3, Shay Fields vs. Oregon State in Boulder, Oct. 1, 2016.
	<b>Opponent:</b> 3, Nelson Agholor, Southern California at Los Angeles, Oct. 18, 2014.
<b>Two 100-Yard Receivers</b>	<b>Colorado:</b> Laviska Shenault (11-211) and K.D. Nixon (6-112) vs. Colorado State in Denver, Aug. 31, 2018.
	<b>Opponent:</b> Jordan Veasy (7-111) and Kanawai Noa (7-108), California in Boulder, Oct. 28, 2017.
<b>100-Yard Rusher &amp; Receiver</b>	<b>Colorado:</b> Travon McMillian (20-132) rushing & K.D. Nixon (13-198 receiving) vs. Oregon State in Boulder, Oct. 27, 2018.
	<b>Opponent:</b> Jermar Jefferson (30-135 rushing) & Isaiah Hodgins (11-146 receiving), Oregon State in Boulder, Oct. 27, 2018.
<b>100-Yard Rusher &amp; Receiver (same player)</b>	<b>Colorado:</b> Cortlen Johnson (27-172 rushing; 6-105 receiving), vs. Iowa State at Ames, Nov. 10, 2001.
	<b>Opponent:</b> Has not occurred.



### The Last Time, continued...

Four Touchdowns In A Game	<b>Colorado:</b> 4, Laviska Shenault vs. Arizona State in Boulder, Oct. 8, 2017 (2 rushing, 2 receiving).
	<b>Opponent:</b> 4, Khalil Tate, Arizona in Boulder, Oct. 7, 2017 (4 rushing).
Four Field Goals In A Game	<b>Colorado:</b> 4, Will Oliver vs. Colorado State in Denver, Sept. 1, 2013.
	<b>Opponent:</b> 4, Jordan Choukair, Oregon State at Corvallis, Oct. 14, 2017.
50-Yard Field Goal	<b>Colorado:</b> 53, James Stefanou vs. Arizona State at Tempe, Nov. 4, 2017.
	<b>Opponent:</b> 51, Matt Gay, Utah in Boulder, Nov. 17, 2018.
Two Interceptions In A Game	<b>Colorado:</b> 2, Tedric Thompson vs. Utah in Boulder, Nov. 26, 2016.
	<b>Opponent:</b> 2, Ashtyn Davis, California at Berkeley, Nov. 24, 2018.
Three Interceptions In A Game	<b>Colorado:</b> 3, Terrence Wheatley vs. Texas Tech at Lubbock, Oct. 27, 2007.
	<b>Opponent:</b> 3, Philip Thomas, Fresno State at Fresno, Sept. 15, 2012.
Four Interceptions In A Game	<b>Colorado:</b> Has not occurred.
	<b>Opponent:</b> 4, Frank Nelson, Utah at Salt Lake City, Nov. 2, 1946.
Three Quarterback Sacks In A Game	<b>Colorado:</b> 3 (for 15 yards), Leo Jackson vs. Texas State in Boulder, Sept. 9, 2017 (Josh Hartigan vs. K-State in Boulder, 11/20/10)
	<b>Opponent:</b> 4 (for 31 yards), Vilas Fauonuku, Utah at Salt Lake City, Nov. 28, 2015.
Four Quarterback Sacks In A Game	<b>Colorado:</b> 4½ (for 46), Ron Woolfork vs. Iowa in Boulder, Sept. 26, 1992.
	<b>Opponent:</b> 4 (for 31 yards), Vilas Fauonuku, Utah at Salt Lake City, Nov. 28, 2015.

### TEAM

Shut Out (Defensive)	<b>Colorado:</b> <b>Game:</b> 48-0, vs. Nicholls State in Boulder, Sept. 26, 2015. <b>Through 3rd Qtr:</b> 37-0, vs. Colorado State in Denver, Sept. 2, 2016. <b>At Half:</b> 28-0, vs. New Hampshire in Boulder, Sept. 15, 2018.
	<b>Opponent:</b> <b>Game:</b> 0-28, by Washington State at Pullman, Oct. 21, 2017. <b>Through 3rd Qtr:</b> 0-21, by Washington State at Pullman, Oct. 21, 2017. <b>At Half:</b> 0-28, by Utah at Salt Lake City, Nov. 25, 2017.
Safety	<b>Colorado:</b> vs. Oregon in Boulder, Oct. 22, 2011 (Terrel Smith tackled Cliff Harris in end zone).
	<b>Opponent:</b> by Stanford at Palo Alto, Oct. 22, 2016 (Sefo Lulufau ran out of back of end zone).
Held To No Offensive Touchdowns	<b>Colorado:</b> by Washington State at Pullman, Oct. 21, 2017.
	<b>Opponent:</b> Texas State in Boulder, Sept. 9, 2017; Colorado State in Denver, Sept. 1, 2017; Stanford at Palo Alto, Oct. 22, 2016.
30 First Downs In A Game	<b>Colorado:</b> 30, vs. Northern Colorado in Boulder, Sept. 16, 2017.
	<b>Opponent:</b> 30, by Oregon State at Corvallis, Oct. 14, 2017.
Held Under 10 First Downs	<b>Colorado:</b> 9, by Washington at Santa Clara, Pac-12 Championship Game, Dec. 2, 2016.
	<b>Opponent:</b> 7, vs. Arizona State in Boulder, Oct. 15, 2016.
500 Yards Total Offense In A Game	<b>Colorado:</b> 536, vs. Oregon State in Boulder, Oct. 27, 2018 (217 rush, 319 pass).
	<b>Opponent:</b> 566, by Arizona at Tucson, Nov. 2, 2018 (216 rush, 350 pass).
600 Yards Total Offense In A Game	<b>Colorado:</b> 603, vs. Washington State in Boulder, Nov. 19, 2016 (258 rush, 345 pass).
	<b>Opponent:</b> 616, by Arizona in Boulder, Oct. 17, 2015 (291 rush, 325 pass).
Held Under 200 Yards Total Offense In A Game	<b>Colorado:</b> 196, by Utah in Boulder, Nov. 17, 2018 (34 rush, 162 pass).
	<b>Opponent:</b> 199, Arizona State in Boulder, Oct. 15, 2016 (50 rush, 149 pass).
Held Under 100 Yards Total Offense In A Game	<b>Colorado:</b> 76, by Stanford in Boulder, Nov. 3, 2012 (-21 rush, 97 pass).
	<b>Opponent:</b> 96, Idaho State in Boulder, Sept. 10, 2016 (29 rush, 67 pass).
300 Yards Rushing In A Game	<b>Colorado:</b> 311, vs. New Hampshire in Boulder, Sept. 15, 2018.
	<b>Opponent:</b> 329, by Nebraska at Lincoln, Sept. 8, 2018.
400 Yards Rushing In A Game	<b>Colorado:</b> 427, vs. Kansas at Lawrence, Oct. 12, 2002.
	<b>Opponent:</b> 413, by Arizona in Boulder, Oct. 7, 2017.
500 Yards Rushing In A Game	<b>Colorado:</b> 502, vs. Missouri in Boulder, Nov. 11, 2000.
	<b>Opponent:</b> 516, by Missouri at Columbia, Oct. 6, 1984.
Held Under 100 Yards Rushing In A Game	<b>Colorado:</b> 34, by Utah in Boulder, Nov. 17, 2018 (34 attempts; included six sacks for 38 yards).
	<b>Opponent:</b> 95, vs. California at Berkeley, Nov. 24, 2018 (38 attempts; included three sacks for 12 yards).
400 Yards Passing In A Game	<b>Colorado:</b> 401, vs. Arizona State at Tempe, Oct. 10, 2015.
	<b>Opponent:</b> 458, by California at Berkeley, Sept. 27, 2014.
500 Yards Passing In A Game	<b>Colorado:</b> 533, vs. NE Louisiana in Boulder, Sept. 16, 1995.
	<b>Opponent:</b> 523, by Fresno State at Honolulu, Dec. 25, 1993 (Aloha Bowl; only time ever vs. Colorado)
Held Under 100 Yards Passing In A Game	<b>Colorado:</b> 94, by Washington State at Pullman, Oct. 21, 2017.
	<b>Opponent:</b> 67, vs. Idaho State in Boulder, Sept. 10, 2016.
Averaged Over Eight Yards Per Play	<b>Colorado:</b> 9.17, vs. Colorado State in Denver, Aug. 31, 2018 (65-596).
	<b>Opponent:</b> 8.20, by Arizona at Tucson, Nov. 2, 2018 (69-566).
Held Under Three Yards Per Play	<b>Colorado:</b> 2.93, by Utah in Boulder, Nov. 17, 2018 (67-196).
	<b>Opponent:</b> 1.75, vs. Idaho State in Boulder, Sept. 26, 2015 (55-96).
Four Interception Game	<b>Colorado:</b> 4, vs. Texas Tech at Lubbock, Oct. 27, 2007.
	<b>Opponent:</b> 4, by Utah in Boulder, Nov. 23, 2012.
Five Interception Game	<b>Colorado:</b> 5, vs. Texas Tech at Lubbock, Nov. 1, 2003.
	<b>Opponent:</b> 5, by Oklahoma in Boulder, Oct. 17, 1992.
Six Quarterback Sacks	<b>Colorado:</b> 7 (for 50 yards), vs. Oregon State in Boulder, Oct. 27, 2018.
	<b>Opponent:</b> 7 (for 43 yards), by Nebraska at Lincoln, Sept. 8, 2018.
Forced Six (Five) Lost Opponent Fumbles	<b>Colorado:</b> 6, vs. Kansas State in Boulder, Oct. 22, 1983 (5 vs. Nebraska in Boulder, Nov. 26, 1999)
	<b>Opponent:</b> 6, by Nebraska at Lincoln, Oct. 25, 1975 (5 by Oklahoma State at Stillwater, Nov. 8, 1980).
Forty-Minute Time of Possession Game	<b>Colorado:</b> 41:05, vs. UCLA at Pasadena, Oct. 31, 2015.
	<b>Opponent:</b> 41:46, by Washington State in Boulder, Nov. 10, 2018.
Turnover-Free Game	<b>Colorado:</b> vs. Oregon State in Boulder, Oct. 27, 2018.
	<b>Opponent:</b> by California at Berkeley, Nov. 24, 2018.
Did Not Punt	<b>Colorado:</b> vs. Iowa State in Boulder, Nov. 19, 1994.
	<b>Opponent:</b> by Washington at Seattle, Nov. 9, 2013 (just second time since 1983; Baylor in 2010).
Recovered Own Onside Kick	<b>Colorado:</b> vs. Southern California at Los Angeles (Kyle Trego); 1-of-last-1 (2-of-last 7 back to 2014).
	<b>Opponent:</b> by California in Boulder, Nov. 16, 2013; 0-of-last-4.



## CAREER SINGLE GAME BESTS

(for those who have regularly appeared in games)

**DELRIK ABRAMS, CB**

Total Tackles— 9, at Nebraska, 9/8/18  
Solo Tackles— 6, twice (last: at Nebraska, 9/8/18)  
Interceptions— N/A  
Pass Deflections— 3, vs. New Hampshire, 9/15/18

**DANIEL ARIAS, WR**

Receptions— 1, at Washington, 10/20/18  
Receiving Yards— 37, at Washington, 10/20/18  
Long Reception— 37, at Washington, 10/20/18 (TD)  
Receiving TDs— 1, at Washington, 10/20/18

**MAURICE BELL, WR**

Receptions— N/A  
Receiving Yards— N/A  
Long Reception— N/A  
Receiving TDs— N/A

**BEAU BISHARAT, TB**

Rushing Attempts— 13, vs. New Hampshire, 9/15/18  
Rushing Yards— 92, vs. New Hampshire, 9/15/18  
Long Run— 47, vs. New Hampshire, 9/15/18  
Rushing TDs— N/A  
Receiving TDs— 1, vs. Colorado State, 8/31/18

**MEHKI BLACKMON, CB**

Total Tackles— 4, at Arizona, 11/02/18  
Solo Tackles— 4, at Arizona, 11/02/18  
Pass Deflections— 1, thrice (last: at California, 11/24/18)

**JAREK BROUSSARD, TB**

Rushing Attempts— N/A  
Rushing Yards— N/A  
Long Run— N/A  
Rushing TDs— N/A

**TONY BROWN, WR**

Receptions— 6, vs. UCLA, 9/28/18  
Receiving Yards— 80, vs. New Hampshire, 9/15/18  
Long Reception— 53, twice (vs. New Hampshire, UCLA)  
Receiving TDs— 1, at Arizona, 11/02/18

**JACOB CALLIER, OLB**

Total Tackles— 3, vs. New Hampshire, 9/15/18  
Solo Tackles— 3, vs. New Hampshire, 9/15/18  
QB Sacks— 1, twice (last: vs. New Hampshire, 9/15/18)  
Third Down Stops— 2, vs. Colorado State, 9/01/17

**NU'UMOTU FALO, Jr., OLB**

Total Tackles— 4, twice (last: vs. Arizona, 10/17/15)  
Solo Tackles— 4, vs. Arizona, 10/17/15  
QB Sacks— 1, at Arizona, 11/12/16  
Third Down Stops— 1, five times (last: vs. Utah, 11/26/16)  
Pass Deflections— 2, vs. UCLA, 11/3/16

**ALEX FONTENOT, TB**

Rushing Attempts— 8, vs. New Hampshire, 9/15/18  
Rushing Yards— 29, vs. New Hampshire, 9/15/18  
Long Run— 15, vs. New Hampshire, 9/15/18 (TD)  
Rushing TDs— 1, vs. New Hampshire, 9/15/18

**TYLER FRANCIS, PK**

Field Goals Made— 2, at Arizona, 11/02/18  
Field Goals Attempted— 2, at Arizona, 11/02/18  
Long Field Goal— 4, at Arizona, 11/02/18  
PAT Made— 4, at Arizona, 11/02/18

**JALEN HARRIS, TE**

Receptions— N/A  
Receiving Yards— N/A  
Long Reception— N/A  
Receiving TDs— N/A

**JAYLON JACKSON, WR**

Receptions— 6, at Arizona, 11/02/18  
Receiving Yards— 25, at Arizona, 11/02/18  
Long Reception— 14, at Southern California, 10/13/18  
Receiving TDs— N/A

**MUSTAFA JOHNSON, DE**

Total Tackles— 10, twice (last: vs. Arizona State, 10/06/18)  
Solo Tackles— 8, twice (last: vs. Oregon State, 10/27/18)  
QB Sacks— 2, at Nebraska, 9/8/18; vs. Oregon State, 10/27/18  
Third Down Stops— 2, 4 times (last: at California, 11/24/18)

**AKIL JONES, ILB**

Total Tackles— 3, vs. Texas State, 9/09/17  
Solo Tackles— 1, vs. Texas State, 9/09/17  
Third Down Stops— 1, vs. Texas State, 9/09/17

**ALEX KINNEY, P**

Punts— 10, at Washington State, 10/21/17  
Average (min. 5 punts)— 51.2, at Arizona State, 11/04/17 (5)  
Long Punt— 70, vs. Texas State, 9/09/17  
50-Plus— 3, at Utah, 11/25/17  
Inside-the-20— 5, at Washington State, 10/21/17

**NATE LANDMAN, ILB**

Total Tackles— 19, vs. Utah, 11/17/18  
Solo Tackles— 11, vs. Utah, 11/17/18  
QB Sacks— 2, vs. Oregon State, 10/27/18  
Third Down Stops— 3, at Nebraska, 9/8/18 (2 4th down)  
Pass Deflections— 3, at California, 11/24/18  
Interceptions— 1, twice (last: at Nebraska, 9/8/18)

**TERRANCE LANG, DE**

Total Tackles— 3, vs. Oregon State, 10/27/18  
Solo Tackles— 3, vs. Oregon State, 10/27/18  
QB Sacks— 1, vs. Oregon State, 10/27/18  
Third Down Stops— 2, twice (last: at California, 11/24/18)

**TYLER LYTLE, QB**

Pass Attempts— 5, vs. Utah, 11/17/18  
Pass Completions— 4, vs. Utah, 11/17/18  
Passing Yards— 55, vs. Utah, 11/17/18  
TD Passes— N/A  
Long Pass— 33, vs. Utah, 11/17/18  
Interceptions— 1, vs. Utah, 11/17/18  
Rating (min 10 att.)— 132.4, vs. Utah, 11/17/18

**AARON MADDOX, S**

Total Tackles— 12, vs. Washington State, 11/10/18  
Solo Tackles— 11, vs. Washington State, 11/10/18  
Interceptions— N/A  
Pass Deflections— N/A

**JAREN MANGHAM, TB**

Rushing Attempts— N/A  
Rushing Yards— N/A  
Long Run— N/A  
Rushing TDs— N/A

**CHRIS MILLER, CB**

Total Tackles— 4, at Southern California, 10/13/18  
Solo Tackles— 3, at Southern California, 10/13/18  
Interceptions— N/A

Pass Deflections— 1, at Washington, 10/20/18

**STEVEN MONTEZ, QB**

Pass Attempts— 50, at Nebraska, 9/08/18  
Pass Completions— 33, at Nebraska, 9/08/18  
Passing Yards— 376, vs. Southern California, 11/11/17  
TD Passes— 4, twice (last: vs. Colorado State, 8/31/18)  
Long Pass— 89, vs. Colorado State, 8/31/18 (TD)  
Interceptions— 3, vs. Washington, 9/23/17  
Rating (min 10 att.)— 246.4, vs. Colorado State, 8/31/18  
Rushing Attempts— 21, at Oregon, 9/24/16  
Rushing Yards— 135, at Oregon, 9/24/16  
Long Run— 38, vs. Colorado State, 8/31/18 (TD)  
Rushing TDs— 2, vs. UCLA, 9/28/18

**K.D. NIXON, WR**

Receptions— 13, vs. Oregon State, 10/27/18  
Receiving Yards— 198, vs. Oregon State, 10/27/18  
Long Reception— 51, vs. Arizona State, 10/06/18  
Receiving TDs— 2, Oregon State, 10/27/18

**SAM NOYER, QB**

Pass Attempts— 18, at Washington State, 10/21/17  
Pass Completions— 7, at Washington State, 10/21/17  
Passing Yards— 53, at Washington State, 10/21/17  
TD Passes— N/A  
Long Pass— 18, vs. Texas State, 9/09/17  
Interceptions— 1, twice (last: vs. Washington St., 11/10/18)  
Rating (min 10 att.)— 63.6, at Washington State, 10/21/17  
Rushing Yards— 1, at Washington State, 10/21/17

**MIKIAL ONU, CB**

Total Tackles— N/A  
Solo Tackles— N/A  
Interceptions— N/A  
Pass Deflections— N/A

**DAVIS PRICE, P/PK**

Field Goals Made— 2, vs. Oregon State, 10/01/16  
Field Goals Attempted— 2, vs. Oregon State, 10/01/16  
Long Field Goal— 54, vs. Oregon State, 10/01/16  
PAT Made— 7, at Arizona, 11/12/16  
Punts— 9, at Southern California, 10/13/18  
Average (min. 5 punts)— 41.9, at Southern Cal, 10/13/18  
Long Punt— 58, vs. UCLA, 9/28/18  
50-Plus— 1, twice (last: at Southern California, 10/13/18)  
Inside-the-20— 4, thrice (last: vs. Oregon State, 10/27/18)

**EVAN PRICE, PK**

Field Goals Made— 2, twice (last: vs. Oregon State, 10/27/18)  
Field Goals Attempted— 3, vs. Oregon State, 10/27/18  
Long Field Goal— 37, at Washington, 10/20/18  
PAT Made— 4, vs. Oregon State, 10/27/18

**DERRION RAKESTRAW, S**

Total Tackles— 7, at Arizona State, 11/02/18  
Solo Tackles— 6, at Arizona State, 11/02/18  
Interceptions— 1, at Arizona, 11/02/18  
Pass Deflections— 1, on two occasions

**BRADY RUSSELL, TE**

Receptions— 4, at Washington, 10/20/18  
Receiving Yards— 23, at Washington, 10/20/18  
Long Reception— 18, at California, 11/24/18  
Receiving TDs— N/A

**JALEN SAMI, DT**

Total Tackles— N/A  
Solo Tackles— N/A  
QB Sacks— N/A  
Third Down Stops— N/A

**DEION SMITH, TB**

Rushing Attempts— N/A  
Rushing Yards— N/A  
Long Run— N/A  
Rushing TDs— N/A

**LA'VONTAE HARRIS, WR**

Receptions— N/A  
Receiving Yards— N/A  
Long Reception— N/A  
Receiving TDs— N/A

**LAVISKA SHENAULT, WR**

Receptions— 13, vs. Arizona State, 10/6/18  
Receiving Yards— 211, vs. Colorado State, 8/31/18  
Long Reception— 89, vs. Colorado State, 8/31/18 (TD)  
Receiving TDs— 2, vs. Arizona State, 10/6/18  
Rushing Attempts— 5, twice (last: vs. Arizona St, 10/06/18)  
Rushing Yards— 46, at Southern California, 10/13/18  
Long Run— 49, at Southern California, 10/13/18 (TD)  
Rushing TDs— 2, vs. Arizona State, 10/6/18

**DIMITRI STANLEY, WR**

Receptions— 3, twice (last: vs. Washington St., 11/10/18)  
Receiving Yards— 24, at Washington, 10/20/18  
Long Reception— 11, at Washington, 10/20/18  
Receiving TDs— N/A

**JAMES STEFANO, PK**

Field Goals Made— 3, 4 times (last: at Arizona St., 11/04/17)  
Field Goals Attempted— 4, at Nebraska, 9/08/18  
Long Field Goal— 53, at Arizona State, 11/04/17  
PAT Made— 6, thrice (last: vs. N. Hampshire, 9/15/18)  
PAT Attempts— 6, thrice (last: vs. N. Hampshire, 9/15/18)  
Points— 14, vs. California, 10/28/17

**DAVION TAYLOR, S/OLB**

Total Tackles— 13, vs. Washington State, 11/10/18  
Solo Tackles— 12, vs. Washington State, 11/10/18  
QB Sacks— 1, vs. UCLA, 9/28/18  
Third Down Stops— 3, twice (last: at California, 11/24/18)

**ALEX TCHANGAM, DE**

Total Tackles— 5, vs. Oregon State, 10/27/18  
Solo Tackles— 1, vs. New Hampshire, 9/15/18  
QB Sacks— N/A  
Third Down Stops— 2, vs. Oregon State, 10/27/18

**TREY UDOFFIA, S**

Total Tackles— 10, vs. Oregon State, 10/27/18  
Solo Tackles— 9, twice (last: vs. Oregon State, 10/27/18)  
Interceptions— 1, vs. Colorado State, 9/01/17  
Pass Deflections— 3, at Washington State, 10/21/17

**JONATHAN VAN DIEST, ILB**

Total Tackles— 2, vs. New Hampshire, 9/15/18  
Solo Tackles— 1, vs. New Hampshire, 9/15/18  
QB Sacks— N/A

Third Down Stops— 1, vs. New Hampshire, 9/15/18

**CARSON WELLS, OLB**

Total Tackles— 5, twice (last: at California, 11/24/18)  
Solo Tackles— 4, vs. Oregon State, 10/27/18  
QB Sacks— 2, twice (last: at Arizona, 11/02/18)  
Third Down Stops— 2, vs. Arizona State, 10/06/18

**TBA**

Total Tackles— N/A  
Solo Tackles— N/A  
Interceptions— N/A  
Pass Deflections— N/A

**HOW THE BUFFS WERE BUILT (2015-present)****FRESHMAN RECRUITS****2015**

Nu'umotu Falo  
Alex Kinney  
Tim Lynott, Jr.  
Steven Montez

**2016**

Beau Bisharat  
Akil Jones  
†Chance Lytle  
Sam Noyer  
†Colby Pursell  
Derrion Rakestraw  
Trey Udoffia  
Hunter Vaughn

**2017**

Maurice Bell  
Jacob Callier  
Alex Fontenot  
#Jaylon Jackson  
Nate Landman  
Terrance Lang  
#Isaiah Lewis  
#Tyler Lytle  
Chris Miller  
Chase Newman  
K.D. Nixon  
Heston Paige  
Jared Poplawski  
†Casey Roddick  
†Jalen Sami  
Laviska Shenault, Jr.  
William Sherman  
James Stefanou  
Jonathan Van Diest  
Carson Wells

**2018**

Daniel Arias  
Jarek Broussard  
Frank Filip  
†Joshka Gustav  
Joshua Jynes  
Kanan Ray  
Ray Robinson  
Deion Smith  
Dimitri Stanley  
Blake Stenstrom  
Dylan Thomas

**2019**

#Joe Davis  
Marvin Ham II  
Braedin Huffman-Dixon  
#Austin Johnson  
Tarik Lockett  
#Jaren Mangham  
Lloyd Murray, Jr.  
D.J. Oats  
#Alec Pell  
Mark Perry  
Nikko Pohahau  
Na'im Rodman  
Valentin Senn  
La'Vontae Shenault  
Jayden Simon  
#K.J. Trujillo  
Jake Wiley  
Austin Williams

**WALK-ONS****2015**

\*J.T. Bale  
Lucas Cooper

**2016**

Uryan Hudson  
Davis Price  
Chase Sanders

**2017**

Curtis Chiaverini  
#Josh Goldin  
Nico Magri  
\*Brady Russell

**2018**

Curtis Appleton  
Clayton Baca  
John Deitchman  
Tyler Francis  
Jake Groth  
Dustin Johnson  
Devin Lynch  
Evan Price  
C.J. Schmanski  
James Townsend

**2019**

Derek Bedell  
#Legend Brumbaugh  
Dominick Cate  
Grant Ciccarone  
Steele Dubar  
Nick Nazarian  
Spencer Short  
#Alex Smith  
#Dante Sparaco  
#Ryan Travis  
Hayden Waters

**FOUR YEAR TRANSFERS****2015**

Tony Brown  
Jack Shutack

**2019**

^ Arlington Hambright  
^ Jalen Harris  
^ Mikial Onu

**JUNIOR COLLEGE TRANSFERS****2018**

#Delrick Abrams  
Mekhi Blackmon  
#Mustafa Johnson  
#Darrion Jones  
Kary Kutsch  
#Aaron Maddox  
#Davion Taylor  
Alex Tchangan

**2019**

\*Jash Allen  
\*Jeremiah Doss  
\*Janaz Jordan  
\*Jamar Montgomery  
\*Quinn Perry  
\*Va'atofu Sauvao  
\*Luke Stillwell

\*—is on or has since been placed on scholarship;  
#—joined team in spring of year listed, otherwise joined in the fall;

^—graduate transfer (graduated from previous four-year institution);  
†—grayshirt (signed in that class but delayed enrollment until spring).



**Tim Lynott (#56)** and **Steven Montez (12)** are two of 11 fifth-year seniors on the 2019 Buffaloes.





A note about CU's depth: in-season, charts *reflect* change and generally do not announce it unless there are long-term injuries.

## OFFENSE

(Multiple)

### WIDE RECEIVER (X)

- 2 Laviska Shenault, 6-2, 220, Jr.\*\*
- 22 Daniel Arias, 6-4, 205, Soph.\*
- 5 La'Vontae Shenault, 6-2, 190, Fr.
- 87 Clayton Baca, 6-2, 190, Fr.-RS

### WIDE RECEIVER (Z)

- 3 K.D. Nixon, 5-8, 185, Jr.\*\* **OR**
- 18 Tony Brown, 6-1, 195, Sr.-5\*
- 13 Maurice Bell, 6-0, 180, Soph.\*
- 82 Jake Groth, 6-4, 195, Fr.-RS
- 87 Alex Smith, 5-9, 185, Fr.

### WIDE RECEIVER (H)

- 14 Dimitri Stanley, 5-11, 185, Fr.-2\* **OR**
- 3 K.D. Nixon, 5-8, 185, Jr.\*\*
- 10 Jaylon Jackson, 5-10, 180, Soph.\*
- 6 Curtis Chiaverini, 6-1, 195, Soph.\*

### LEFT TACKLE

- 51 Arlington Hambricht, 6-5, 300, Sr./Gr. -5
- 76 Frank Fillip, 6-7, 290, Soph.\*
- 77 Hunter Vaughn, 6-7, 310, Jr.\*\*

### LEFT GUARD

- 58 Kary Kutsch, 6-5, 310, Jr.\*
- 68 Jack Shutack, 6-6, 300, Sr.-5\*
- 64 Austin Johnson, 6-4, 300, Fr.

### CENTER

- 56 Tim Lynott, Jr., 6-3, 300, Sr.-5\*\*\*
- 52 Joshua Jynes, 6-3, 300, Fr.-RS
- 79 Heston Paige, 6-5, 300, Soph.\*

### RIGHT GUARD

- 65 Colby Pursell, 6-4, 305, Soph.\*
- 70 Casey Roddick, 6-4, 330, Fr.-RS
- 74 Chance Lytle, 6-7, 320, Soph.\*
- 57 John Deitchman, 6-0, 260, Fr.-RS

### RIGHT TACKLE

- 78 William Sherman, 6-4, 310, Soph.\*
- 54 Kanan Ray, 6-4, 290, Fr.-RS

### TIGHT END (Y)

- 38 Brady Russell, 6-3, 255, Soph.\*
- 9 Jalen Harris, 6-4, 255, Sr./Gr.-5
- 35 Beau Bisharat, 6-2, 230, Sr.\*\*\*
- 88 Darrion Jones, 6-6, 255, Sr.\*
- 85 Jared Poplawski, 6-4, 250, Soph.\*

### QUARTERBACK

- 12 Steven Montez, 6-5, 230, Sr.-5\*\*\*
- 7 Tyler Lytle, 6-5, 220, Soph.\* **OR**
- 16 Blake Stenstrom, 6-4, 220, Fr.-RS
- 17 Josh Goldin, 6-2, 190, Sr.\*

### TAILBACK

- 8 Alex Fontenot, 6-0, 195, Soph.\*
- 1 Jaren Mangham, 6-2, 215, Fr.
- 20 Deion Smith, 6-0, 190, Fr.-RS
- 21 Jarek Broussard, 5-9, 180, Fr.-RS
- 28 Joe Davis, 5-11, 210, Fr.
- 33 Chase Sanders, 6-0, 195, Jr.\*\*

## DEFENSE

(3-4 Base; 12 positions listed)

### OUTSIDE LINEBACKER

- 52 Alex Tchangam, 6-3, 245, Sr.\*
- 44 Jacob Callier, 6-3, 225, Soph.-2\*\*
- 4 Jamar Montgomery, 6-2, 240, Jr.

### DEFENSIVE TACKLE

- 34 Mustafa Johnson, 6-2, 290, Jr.\*
- 91 Na'im Rodman, 6-2, 295, Fr.
- 18 Jeremiah Doss, 6-4, 255, Soph.

### NOSE TACKLE

- 99 Jalen Sami, 6-6, 320, Fr.-RS
- 55 Austin Williams, 6-5, 320, Fr.
- 92 Lloyd Murray Jr., 6-2, 315, Fr.

### DEFENSIVE END

- 54 Terrance Lang, 6-7, 280, Soph.\*
- 94 Janaz Jordan, 6-4, 305, Soph.\*
- 90 Jayden Simon, 6-3, 265, Fr.

### INSIDE LINEBACKER

- 53 Nate Landman, 6-3, 230, Jr.\*\*
- 36 Akil Jones, 6-0, 230, Jr.\*\*

### INSIDE LINEBACKER

- 31 Jonathan Van Diest, 6-1, 235, Soph.\*
- 10 Jash Allen, 6-2, 230, Jr.

### OUTSIDE LINEBACKER

- 26 Carson Wells, 6-4, 250, Soph.\*
- 42 Nu'umotu Falo, Jr., 6-2, 240, Sr.-5\*\*\*

### STAR BACK (OLB/S HYBRID)

- 20 Davion Taylor, 6-2, 225, Sr.\* (N#1)
- 5 Mark Perry, 6-2, 200, Fr.
- 28 Dylan Thomas, 6-2, 185, Fr.-RS.

### LEFT CORNERBACK

- 25 Mekhi Blackmon, 6-0, 165, Jr.\*
- 17 K.J. Trujillo, 6-0, 165, Fr.
- 16 Tarik Luckett, 6-3, 190, Fr.

### FREE SAFETY

- 2 Mikial Onu, 5-11, 205, Sr./Gr.-5
- 23 Isaiah Lewis, 6-0, 205, Soph.\*

### STRONG SAFETY

- 9 Aaron Maddox, 6-1, 205, Jr.\*
- 3 Derrion Rakestraw, 6-2, 200, Jr.\*\*
- 4 Sam Noyer, 6-4, 220, Jr.\*\*

### RIGHT CORNERBACK

- 1 Delrick Abrams, Jr., 6-3, 185, Sr.\*
- 14 Chris Miller, 6-0, 190, Soph.\*

## SPECIALISTS

### PUNTER

- 89 Alex Kinney, 6-1, 205, Sr.-5\*\*\*\*
- 49 Davis Price, 6-2, 205, Sr.\*\*\*

### PLACEKICKER / KICKOFF

- 48 James Stefanou, 6-1, 190, Jr.\*\*
- 43 Evan Price, 6-1, 180, Fr.-2\*
- 49 Davis Price, 6-2, 205, Sr.\*\*\* (KO#1) **OR**
- 93 Tyler Francis, 5-11, 170, Fr.-2\*

### PUNT RETURN

- 14 Dimitri Stanley, 5-11, 185, Fr.-2\*
- 3 K.D. Nixon, 5-8, 185, Jr.\*\*

### KICKOFF RETURN

- 3 K.D. Nixon, 5-8, 185, Jr.\*\*
- 23 Jarek Broussard, 5-9, 180, Fr.-RS
- 13 Maurice Bell, 6-0, 180, Soph.\*

### HOLDER

- 89 Alex Kinney, 6-1, 205, Sr.-5\*\*\*\*
- 17 Josh Goldin, 6-2, 190, Sr.\*

### SNAPPER (Short & Long)

- 63 J.T. Bale, 6-2, 215, Sr.-5\*\*\*
- 45 James Townsend, 6-0, 215, Fr.-RS

### COVERAGE/RETURN UNIT REGULARS

- 22 Daniel Arias, 6-4, 205, Soph.\*
- 31 Jonathan Van Diest, 6-1, 235, Soph.\*
- 35 Beau Bisharat, 6-2, 230, Sr.\*\*\*
- 37 Lucas Cooper, 5-10, 185, Sr.-5\*\*\*
- 98 Nico Magri, 6-3, 280, Soph.\*

### INJURED / OTHER (● OUT FOR SEASON)

- 8 Trey Udoffia, 6-0, 200, Jr.\*\* (personal)

(L)—throws or kicks left-handed/footed.  
(N)—nickel back.

**Seniors (18):** Listing with a (-5) indicates fifth-year senior (11, including three grad transfers); the others (7) are fourth-year seniors.

(-2) indicates a player who played four games or less in 2018 and did not lose a year of eligibility.

**OR**—indicates those listed are considered even (co-first/second/third team status);

**ITALICS**—Players listed in *italics* left a previous game with an injury; status is questionable.

\*—denotes number of letters earned through 2018; *Injured players listed in italics (status questionable or doubtful—not out for an extended time; probables listed as normal).*

**CAPTAINS:** will be assigned for each game and named in full at the end of the season.

(Heights and weights as of July 1, 2019)



## COLORADO FOOTBALL / ALPHABETICAL ROSTER

(August 26 a.m.)

No.	Player	Pos.	Ht.	Wt.	Class	Exp.	Hometown (High School/Previous College)	Status
1	ABRAMS, Delrick Jr.	CB	6- 3	185	Sr.	1L	Angie, La. (Varnado/Independence Community College)	S 2/1
10	ALLEN, Jash	ILB	6- 2	230	Jr.	JC	Tigard, Ore. (Tigard/Riverside CC)	S 3/2
30	APPLETON II, Curtis	CB	6- 1	180	So.	TR	Englewood, Colo. (Cherry Creek/Washburn)	WO 3/3
22	ARIAS, Daniel	WR	6- 4	205	So.	1L	Mill Creek, Wash. (Henry M. Jackson)	S 4/3
84	BACA, Clayton	WR	6- 2	190	Fr.	RS	Fort Collins, Colo. (Rocky Mountain)	WO 4/4
63	BALE, J.T.	SN	6- 2	215	Sr.	3L	La Mirada, Calif. (La Mirada)	S 1/1
87	BEDELL, Derek	SN	6- 3	230	Fr.	HS	Bellflower, Calif. (St. John Bosco)	WO 5/4
13	BELL, Maurice	WR	6- 0	180	So.	1L	Murrieta, Calif. (Murrieta Valley)	S 3/3
35	BISHARAT, Beau	TE	6- 2	230	Sr.	3L	Sacramento, Calif. (Jesuit)	S 2/1
25	BLACKMON, Mekhi	CB	6- 0	165	Jr.	1L	East Palo Alto, Calif. (Menlo-Atherton/College of San Mateo)	S 3/2
21	BROUSSARD, Jarek	TB	5- 9	180	Fr.	RS	Dallas, Texas (Bishop Lynch)	S 4/4
18	BROWN, Tony	WR	6- 1	195	Sr.	1L	La Mirada, Calif. (La Mirada/Texas Tech)	S 1/1
15	BRUMBAUGH, Legend	TE	6- 3	230	So.	TR	Jacksonville, Fla. (Trinity Christian/Maryland)	WO 3/3
44	CALLIER, Jacob	OLB	6- 3	225	So.-2	2L	Downey, Calif. (St. John Bosco)	S 3/3
66	CATE, Dominick	OL	6- 3	285	Fr.	HS	Carmel, Ind. (Carmel)	Injured WO 5/4
6	CHIAVERINI, Curtis	WR	6- 1	195	So.	1L	Corona, Calif. (Boulder, Colo./Valor Christian)	WO 3/3
22	CICCARONE, Grant	QB	6- 2	205	Fr.	HS	Aurora, Colo. (Cherokee Trail)	WO 5/4
37	COOPER, Lucas	S	5-10	185	Sr.	3L	Palos Verdes, Calif. (Palos Verdes)	S 1/1
28	DAVIS, Joe	TB	5-11	210	Fr.	HS	Littleton, Colo. (Valor Christian)	S 5/4
57	DEITCHMAN, John	OL	6- 0	260	Fr.	RS	Alamo, Calif. (De La Salle)	WO 4/4
18	DOSS, Jeremiah	DE	6- 4	255	So.	JC	Jackson, Miss. (Northwest Rankin/Hinds Community College)	S 3/3
38	DUBAR, Steele	ILB	6- 0	205	Fr.	HS	Huntington Beach, Calif. (Mater Dei)	WO 5/4
42	FALO, Nu'umotu Jr.	OLB	6- 2	240	Sr.	3L	Sacramento, Calif. (Inderkum)	S 1/1
76	FILLIP, Frank	OL	6- 7	290	So.	1L	Houston, Texas (Clear Lake)	S 4/3
8	FONTENOT, Alex	TB	6- 0	195	So.	1L	Richmond, Texas (George Ranch)	S 3/3
93	FRANCIS, Tyler	PK	5-11	170	Fr.-2	1L	Carlsbad, Calif. (Carlsbad)	WO 4/4
17	GOLDIN, Josh	QB	6- 2	190	Sr.	1L	Highlands Ranch, Colo. (Rock Canyon)	WO 2/1
82	GROTH, Jake	WR	6- 4	195	Fr.	RS	Centennial, Colo. (Arapahoe)	WO 4/4
33	GUSTAV, Joshka	OLB	6- 3	240	Fr.	HS	Cherry Valley, Calif. (Aquinas)	S 5/4
7	HAM II, Marvin	ILB	6- 1	225	Fr.	HS	Belleville, Mich. (Belleville)	S 5/4
51	HAMBRIGHT, Arlington	OL	6- 5	300	Gr.	TR	Ypsilanti, Mich. (Belleville/Garden City CC/Oklahoma State)	S 1/1
9	HARRIS, Jalen	TE	6- 4	255	Gr.	TR	Montgomery, Ala. (St. James/Auburn)	S 1/1
13	HUDSON, Uryan	CB	5- 9	160	Jr.	2L	Manvel, Texas (Manvel)	WO 2/2
21	HUFFMAN-DIXON, Braedin	WR	6- 2	180	Fr.	HS	Eastvale, Calif. (Mater Dei)	S 5/4
10	JACKSON, Jaylon	WR	5-10	180	So.	1L	Cedar Hill, Texas (Cedar Hill)	S 3/3
64	JOHNSON, Austin	OL	6- 4	300	Fr.	HS	Highlands Ranch, Colo. (Highlands Ranch)	S 5/4
29	JOHNSON, Dustin	S	6- 1	185	Fr.	RS	Denver, Colo. (Cherry Creek)	Joining team after camp WO 4/4
34	JOHNSON, Mustafa	DE	6- 2	290	Jr.	1L	Turlock, Calif. (Turlock/Modesto Junior College)	S 3/2
36	JONES, Akil	ILB	6- 0	230	Jr.	2L	San Jose, Calif. (Valley Christian)	S 2/2
88	JONES, Darriion	TE	6- 6	255	Sr.	1L	Compton, Calif. (Carson/Los Angeles Harbor College)	S 2/1
94	JORDAN, Janaz	DT	6- 4	305	So.	JC	Hampton, Va. (Bethel/Hinds Community College)	S 3/3
52	JYNES, Joshua	C	6- 3	300	Fr.	RS	Cedar Hill, Texas (DeSoto)	S 4/4
89	KINNEY, Alex	P	6- 1	205	Sr.-2	4L	Fort Collins, Colo. (Rocky Mountain)	S 1/1
58	KUTSCH, Kary	OL	6- 5	310	Jr.	1L	Redding, Calif. (Shasta/Butte College)	S 3/2
53	LANDMAN, Nate	ILB	6- 3	230	Jr.	2L	Danville, Calif. (Monte Vista)	S 3/2
54	LANG, Terrance	DE	6- 7	280	So.	1L	Pomona, Calif. (Maranatha)	S 3/3
23	LEWIS, Isaiah	S	6- 0	205	So.	1L	Granite Bay, Calif. (Granite Bay)	S 3/3
16	LUCKETT, Tarik	CB	6- 3	190	Fr.	HS	Lynwood, Calif. (Junipero Serra Catholic)	S 5/4
40	LYNCH, Devin	ILB	6- 1	220	So.	RS	Tarzana, Calif. (Chaminade College Prep)	WO 3/3
56	LYNOTT, Tim Jr.	C	6- 3	300	Sr.	3L	Parker, Colo. (Regis)	S 1/1
74	LYTLE, Chance	OL	6- 7	320	So.	1L	San Antonio, Texas (Churchill)	S 3/3
7	LYTLE, Tyler	QB	6- 5	220	So.	1L	Redondo Beach, Calif. (Servite)	S 3/3
9	MADDOX, Aaron	S	6- 1	205	Jr.	1L	North Augusta, S.C. (North Augusta/Pima Community College)	S 2/2
98	MAGRI, Nico	DT	6- 3	280	So.	1L	Lafayette, Colo., (Monarch)	WO 3/3
1	MANGHAM, Jaren	TB	6- 2	215	Fr.	HS	Detroit, Mich. (Cass Tech)	S 5/4
14	MILLER, Chris	CB	6- 0	190	So.	1L	Denton, Texas (Denton)	S 3/3
12	MONTEZ, Steven	QB	6- 5	230	Sr.	3L	El Paso, Texas (Del Valle)	S 1/1
58	MONTGOMERY, Jamar	OLB	6- 2	240	Jr.	JC	Birmingham, Ala. (Parker/Independence Community College)	S 3/2
92	MURRAY, Lloyd Jr.	DT	6- 2	315	Fr.	HS	Wichita Falls, Texas (Hirsch)	S 5/4
46	NEWMAN, Chase	ILB	6- 2	220	So.	1L	La Mirada, Calif. (La Mirada)	S 3/3
3	NIXON, K.D.	WR	5- 8	185	Jr.	2L	DeSoto, Texas (DeSoto)	S 3/2
4	NOYER, Sam	S	6- 4	220	Jr.	2L	Beaverton, Ore. (Beaverton)	S 2/2
15	OATS, D.J.	CB	5-10	180	Fr.	HS	Arlington, Texas (Grace Prep)	S 5/4
2	ONU, Mikial	S	5-11	205	Gr.	TR	Sugarland, Texas (George Ranch/SMU)	S 2/1
79	PAIGE, Heston	C	6- 5	300	So.	1L	Highlands Ranch, Colo. (ThunderRidge)	S 3/3
6	PELL, Alec	OLB	6- 4	240	Fr.	HS	Englewood, Colo. (Cherry Creek)	S 5/4

—continued—



## Colorado Alphabetical Roster, continued...

No.	Player	Pos.	Ht.	Wt.	Class	Exp.	Hometown (High School/Previous College)	Status
5	PERRY, Mark	S	6- 0	200	Fr.	HS	Rancho Cucamonga, Calif. (Rancho Cucamonga)	S 5/4
12	PERRY, Quinn	ILB	6- 2	240	Jr.	JC	Marina Del Ray, Calif. (Palisades/El Camino)	S 3/2
72	POHAHAU, Nikko	OL	6- 5	285	Fr.	HS	Redwood City, Calif. (St. Francis)	S 5/4
85	POPLAWSKI, Jared	TE	6- 4	250	So.	1L	Scottsdale, Ariz. (Saguaro)	S 3/3
49	PRICE, Davis	PK	6- 2	205	Sr.	3L	Evergreen, Colo. (Evergreen)	WO 2/1
43	PRICE, Evan	PK	6- 1	180	Fr.-2	1L	Evergreen, Colo. (Evergreen)	WO 4/4
65	PURSELL, Colby	OL	6- 4	305	So.	1L	Valencia, Calif. (Hart)	S 3/3
3	RAKESTRAW, Derrion	S	6- 2	200	Jr.	2L	Woodstock, Ga. (Sequoyah)	S 2/2
54	RAY, Kanan	OL	6- 4	290	Fr.	RS	Chatsworth, Calif. (Sierra Canyon/UCLA)	S 4/4
32	ROBINSON, Ray	ILB	6- 2	225	Fr.	RS	Highlands Ranch, Colo. (Highlands Ranch)	S 4/4
70	RODDICK, Casey	OL	6- 4	330	Fr.	RS	Ventura, Calif. (St. Bonaventure)	S 4/4
91	RODMAN, Na'im	DT	6- 2	295	Fr.	HS	Lakewood, Calif. (St. John Bosco)	S 5/4
38	RUSSELL, Brady	TE	6- 3	255	So.	1L	Fort Collins, Colo. (Fossil Ridge)	S 3/3
99	SAMI, Jalen	DT	6- 6	320	Fr.	RS	Colorado Springs, Colo. (Vista Ridge)	S 4/4
33	SANDERS, Chase	TB	6- 0	195	Jr.	2L	Jupiter, Fla. (Jupiter)	WO 2/2
50	SAUVAO, Va'atofu	DL	6- 3	310	Jr.	JC	Fagatogo, AMERICAN SAMOA (Samoana/Modesto Junior College)	S 2/2
86	SCHMANSKI, C.J.	TE	6- 3	240	Fr.	RS	Louisville, Colo. (Monarch)	WO 4/4
71	SENN, Valentin	OL	6- 7	290	Fr.	HS	Volders, AUSTRIA (BHAK Hall)	S 5/4
2	SHENAULT, Laviska Jr.	WR	6- 2	220	Jr.	2L	DeSoto, Texas (DeSoto)	S 3/2
5	SHENAULT, La'Vontae	WR	6- 2	190	Fr.	HS	DeSoto, Texas (DeSoto)	S 5/4
78	SHERMAN, William	OL	6- 4	310	So.	1L	Allen, Texas (Allen)	S 3/3
62	SHORT, Spencer	DL	6- 4	275	Fr.	HS	Rumson, N.J. (Rumson-Fair Haven)	WO 5/4
68	SHUTACK, Jack	OL	6- 6	300	Sr.	1L	Western Springs, Ill. (Nazareth Academy/Rutgers)	WO 1/1
90	SIMON, Jayden	DT	6- 3	265	Fr.	HS	Tacoma, Wash. (Lincoln)	S 5/4
87	SMITH, Alex	WR	5- 9	185	Fr.	HS	Centennial, Colo. (Arapahoe)	WO 4/4
20	SMITH, Deion	TB	6- 0	190	Fr.	RS	Houston, Texas (Second Baptist)	S 4/4
14	STANLEY, Dimitri	WR	5-11	185	Fr.-2	1L	Aurora, Colo. (Cherry Creek)	S 4/4
48	STEFANOU, James	PK	6- 1	190	Jr.	2L	Melbourne, AUSTRALIA (Rose Hill Secondary College)	S 3/2
16	STENSTROM, Blake	QB	6- 4	220	Fr.	RS	Highlands Ranch, Colo. (Valor Christian)	S 4/4
25	STILLWELL, Luke	TE	6- 4	220	So.	JC	Denton, Texas (Guyer/Kilgore Community College)	S 4/3
20	TAYLOR, Davion	S/OLB	6- 2	225	Sr.	1L	Magnolia, Miss. (South Pike/Coahoma Community College)	S 2/1
52	TCHANGAM, Alex	OLB	6- 3	245	Sr.	1L	Doula, Cameroon/John's Creek, Ga. (Chattahooche/De Anza College)	S 2/1
28	THOMAS, Dylan	CB	6- 2	185	Fr.	RS	Los Angeles, Calif. (Cathedral)	S 4/4
45	TOWNSEND, James	SN	6- 0	215	Fr.	RS	Malibu, Calif. (Crespi Carmelite)	WO 4/4
39	TRAVIS, Ryan	S	6- 0	200	So.	TR	Boulder, Colo. (Boulder/Fort Lewis)	WO 4/3
17	TRUJILLO, K.J.	CB	6- 0	165	Fr.	HS	Buena Park, Calif. (Lutheran)	S 5/4
8	UDOFFIA, Trey	S	6- 0	200	Jr.	2L	Loomis, Calif. (Del Oro)	S 2/2
31	VAN DIEST, Jonathan	ILB	6- 1	235	So.	1L	Louisville, Colo. (Cherry Creek)	S 3/3
77	VAUGHN, Hunter	OL	6- 7	310	Jr.	2L	Parker, Colo. (Legend)	S 2/2
47	WATERS, Hayden	ILB	6- 0	220	Fr.	HS	Hinsdale, Ill. (Hinsdale Central)	WO 5/4
26	WELLS, Carson	OLB	6- 4	250	So.	1L	Bushnell, Fla. (South Sumter)	S 3/3
60	WILEY, Jake	OL	6- 6	290	Fr.	HS	Centennial, Colo. (Eaglecrest)	S 5/4
55	WILLIAMS, Austin	DT	6- 5	320	Fr.	HS	Tifton, Ga. (Tift County)	S 5/4

Heights and weights recorded as of July 1, 2019. **EXPERIENCE KEY:** #L—indicates number of letters earned through 2018; HS—high school; JC—junior college transfer; RS—freshman redshirt in 2018; TR—transfer; VR—varsity reserve performer. **STATUS KEY:** S—scholarship, WO—walk-on; #/#—clock at start of 2019 season, i.e., 2/1: two years to play one in eligibility.

**Inactive Roster Players** (Injured/Ineligible/Etc.)

No.	Player	Pos.	Ht.	Wt.	Class	Exp.	Hometown (High School/Previous College)	Reason	Status
	BETHEL, Nigel	CB	6- 0	170	So.	TR	Miami, Fla. (Northwestern/Miami-Fla.)	Transfer	S 4/3
73	MORETTI, Jake	OL	6- 4	280	So.	1L	Arvada, Colo. (Pomona)	Injured (medical)	S 3/3
	NAZARIAN, Nick	WR	5-10	175	So.	TR	Novato, Calif. (San Marin / Santa Rosa CC)	2-4 Transfer	WO 3/3
21	SPARACO, Dante	DL	6- 5	270	Jr.	1L/TR	Englewood, Colo. (Cherry Creek/IMG/CU/Montana State)	Transfer	WO 3/2

**2019 COACHING STAFF:** Head Coach: Mel Tucker (first season at Colorado). Assistant Coaches: Darrin Chiaverini (AHC/WR), Jay Johnson (OC/QB), Tyson Summers (DC/S), Jimmy Brumbaugh (DL), Ross Els (ILB/ST), Darian Hagan (RB), Chris Kapilovic (OL), Brian Michalowski (OLB), Al Pupunu (TE), Travares Tillman (CB), Drew Wilson (S&C). Grad Assistants: Dalmin Gibson (D), Cordae Hankton (O), Jack Harris (O), Blaine Miller (D). **Quality Control:** William Peagler (O), Bryan Cook (D), Reed Heim (ST).

**CAPTAINS:** To be named after the season; will be assigned every game throughout the season.



Colorado Numerical Roster (as of August 26 a.m.):

No.	Player	Pos.	No.	Player	Pos.	No.	Player	Pos.	No.	Player	Pos.
1	ABRAMS, Delrick Jr.	CB	16	LUCKETT, Tarik	CB	39	TRAVIS, Ryan	S	70	RODDICK, Casey	OL
1	MANGHAM, Jaren	TB	17	TRUJILLO, K.J.	CB	40	LYNCH, Devin	ILB	71	SENN, Valentin	OL
2	SHENAULT, Laviska Jr.	WR	17	GOLDIN, Josh	QB	42	FALO, Nu'umotu Jr.	OLB	72	POHAHAU, Nikko	OL
2	ONU, Mikial	S	18	BROWN, Tony	WR	43	PRICE, Evan	PK	74	LYTLE, Chance	OL
3	NIXON, K.D.	WR	18	DOSS, Jeremiah	DE	44	CALLIER, Jacob	OLB	76	FILLIP, Frank	OL
3	RAKESTRAW, Derrion	S	20	SMITH, Deion	TB	45	TOWNSEND, James	SN	77	VAUGHN, Hunter	OL
4	NOYER, Sam	S	20	TAYLOR, Davion	S/OLB	46	NEWMAN, Chase	ILB	78	SHERMAN, William	OL
5	PERRY, Mark	S	21	BROUSSARD, Jarek	TB	47	WATERS, Hayden	ILB	79	PAIGE, Heston	C
5	SHENAULT, La'Vontae	WR	21	HUFFMAN-DIXON, Braedin	WR	48	STEFANOU, James	PK	82	GROTH, Jake	WR
6	PELL, Alec	OLB	22	ARIAS, Daniel	WR	49	PRICE, Davis	PK	84	BACA, Clayton	WR
6	CHIAVERINI, Curtis	WR	22	CICCARONE, Grant	QB	50	SAUVAO, Va'atofu	DL	85	POPLAWSKI, Jared	TE
7	LYTLE, Tyler	QB	23	LEWIS, Isaiah	S	51	HAMBRIGHT, Arlington	OL	86	SCHMANSKI, C.J.	TE
7	HAM II, Marvin	ILB	25	BLACKMON, Mekhi	CB	52	TCHANGAM, Alex	OLB	87	SMITH, Alex	WR
8	FONTENOT, Alex	TB	25	STILLWELL, Luke	TE	52	JYNES, Joshua	C	87	BEDELL, Derek	SN
8	UDOFFIA, Trey	S	26	WELLS, Carson	OLB	53	LANDMAN, Nate	ILB	88	JONES, Darriion	TE
9	HARRIS, Jalen	TE	28	DAVIS, Joe	TB	54	LANG, Terrance	DE	89	KINNEY, Alex	P
9	MADDOX, Aaron	S	28	THOMAS, Dylan	CB	54	RAY, Kanan	OL	90	SIMON, Jayden	DT
10	JACKSON, Jaylon	WR	30	APPLETON II, Curtis	CB	55	WILLIAMS, Austin	DT	91	RODMAN, Na'im	DT
10	ALLEN, Jash	ILB	31	VAN DIEST, Jonathan	ILB	56	LYNOTT, Tim Jr.	C	92	MURRAY, Lloyd Jr.	DT
12	MONTEZ, Steven	QB	32	ROBINSON, Ray	ILB	57	DEITCHMAN, John	OL	93	FRANCIS, Tyler	PK
12	PERRY, Quinn	ILB	33	GUSTAV, Joshka	OLB	58	KUTSCH, Kary	OL	94	JORDAN, Janaz	DT
13	BELL, Maurice	WR	33	SANDERS, Chase	TB	58	MONTGOMERY, Jamar	OLB	98	MAGRİ, Nico	DT
13	HUDSON, Uryan	CB	34	JOHNSON, Mustafa	DE	60	WILEY, Jake	OL	99	SAMI, Jalen	DT
14	MILLER, Chris	CB	35	BISHARAT, Beau	TE	62	SHORT, Spencer	DL			
14	STANLEY, Dimitri	WR	36	JONES, Akil	ILB	63	BALE, J.T.	SN			
15	BRUMBAUGH, Legend	TE	37	COOPER, Lucas	S	64	JOHNSON, Austin	OL			
15	OATS, D.J.	CB	38	RUSSELL, Brady	TE	65	PURSELL, Colby	OL			
16	STENSTROM, Blake	QB	38	DUBAR, Steele	ILB	68	SHUTACK, Jack	OL			

**2019 COLORADO FOOTBALL ORIGINAL LETTERMAN PICTURE**

Colorado has **54** lettermen returning for 2019 (53 from the 2018 team, one from 2017); they break down into 27 on offense, 21 on defense and six specialists; the Buffs lose **36** lettermen off the 2018 squad (15 offense/20 defense/1 specialist). CU returns **11** starters from last season (6 offense/5 defense), losing 13 (6 offense/7 defense); two players started six games each on offense and defense, so the starter count is based off 12 players instead of the standard 11. The 2018 starters are listed in bold (six or more starts); \*—denotes letters earned primarily on special teams. The breakdown:

**OFFENSE**

Position	Returning (27)	Lost (15)
WR (x)	<b>K.D. Nixon</b> , Maurice Bell	Erik Lawson, Griffin Foulk, Derek Coleman
WR (z)	<b>Laviska Shenault</b> , Tony Brown, Daniel Arias	Kabion Ento
WR (y)		<b>Juwann Winfree</b>
WR (h)	Dimitri Stanley, Jaylon Jackson, Curtis Chiaverini	<b>Jay MacIntyre</b> , Donovan Lee
LT	<b>Will Sherman</b> , *Hunter Vaughn	
LG		<b>Aaron Haigler</b> , <b>Brett Tonz</b> , Jake Moretti
C	<b>Colby Pursell</b> , Heston Paige	
RG	<b>Tim Lynott Jr.</b> , *Kary Kutsch, *Chance Lytle	Justin Eggers
RT	Frank Fillip, Jack Shutack	<b>Josh Kaiser</b>
TE/HB	Darriion Jones, Brady Russell, Jared Poplawski (from 2017)	Chris Bounds
QB	<b>Steven Montez</b> , Tyler Lytle, Sam Noyer, *Josh Goldin	
TB	Beau Bisharat (moved to TE), *Alex Fontenot, *Chase Sanders	<b>Travon McMillian</b> , Kyle Evans

**DEFENSE**

Position	Returning (21)	Lost (20)
OLB	Jacob Callier, Nu'umotu Falo, Jr.	<b>Drew Lewis</b> , Nick Edridge
DE	Terrance Lang	<b>Israel Antwine</b> , Jase Franke, Terriek Roberts
NT	*Nico Magri	<b>Javier Edwards</b> , Lyle Tuiloma, Mo Bandi
DE	<b>Mustafa Johnson</b>	Chris Mulumba
OLB	<b>Carson Wells</b> , Alex Tchangam	
ILB	*Akil Jones, *Chase Newman	<b>Rick Gamboa</b> , Jake Yurachek
ILB	<b>Nate Landman</b> , *Jonathan Van Diest	
BUFF	<b>Davion Taylor</b>	*Daniel Talley
CB	Chris Miller, Mekhi Blackmon	<b>Dante Wigley</b> , *L.J. Wallace, Ronnie Blackmon
SS	Derrion Rakestraw, *Lucas Cooper	<b>Evan Worthington</b> , *Hasaan Hypolite
FS	Aaron Maddox, *Isaiah Lewis	<b>Nick Fisher</b> , *Kyle Trego
CB	<b>Delrick Abrams</b> , Trey Udoffia, *Uryan Hudson	*Kevin George

**SPECIALISTS**

Position	Returning (6)	Lost (1)
P	<b>Alex Kinney</b>	Bailey Landwehr
PK	<b>James Stefanou</b> (PK), <b>Davis Price</b> (KO/P), Evan Price (PK), Tyler Francis (PK)	
SN	<b>J.T. Bale</b>	





## RUSHING

Player	G	Att	Gain	Loss	NET	—avg. per—		TD	Long	20+	10+	5+	High game
2 Steven Montez.....	12	94	454	216	<b>238</b>	2.53	19.8	4	49	5	15	31	81
4 Beau Bisharat.....	10	21	146	3	<b>143</b>	6.81	14.3	0	47	2	4	6	92
5 Laviska Shenault.....	9	17	118	3	<b>115</b>	6.76	12.8	5	49t	1	2	5	46
6 Alex Fontenot.....	12	11	45	2	<b>43</b>	3.91	3.6	1	15t	0	1	5	29
8 Chase Sanders .....	1	4	9	1	<b>8</b>	2.00	8.0	0	4	0	0	0	8

## PASSING

Rk Player	G	Att-Com-Int	(/7)	Pct.	Yards	—avg. per—		TD	Long	HT	Sacked	Att. Yards	Avg.
1 Steven Montez.....	12	399-258-9	(2)	64.7	<b>2849</b>	7.1	11.0	19	89t	67	30/184	493	<b>3087</b> 6.3
2 Sam Noyer.....	5	14-8-2	(0)	57.1	<b>60</b>	4.3	7.5	0	23	1	0/0	19	<b>52</b> 2.7
3 Tyler Lytle.....	4	5-4-1	(0)	80.0	<b>55</b>	11.0	13.8	0	33	0	3/22	9	<b>41</b> 4.6

## TOTAL OFFENSE

## RECEIVING

Player	G	No.	Yards	---avg. per---		TD	Long	20+	10+	High Games----	rec	yards
1 Laviska Shenault.....	9	<b>86</b>	1,011	11.8	112.3	6	89t	11	37	13	11-211	
2 K.D. Nixon .....	11	<b>52</b>	636	12.2	57.8	4	51	10	22	13	13-198	
3 Tony Brown.....	12	<b>32</b>	333	10.4	27.8	1	53t	5	10	6	5-80	
8 Jaylon Jackson.....	4	<b>8</b>	44	5.5	11.0	0	14	0	1	2	2-19	
9 Dimitri Stanley.....	3	<b>6</b>	43	7.2	14.3	0	11	0	1	3	3-24	
11 Brady Russell.....	12	<b>5</b>	41	8.2	3.4	0	18	0	2	4	4-23	
12 Daniel Arias .....	12	<b>1</b>	37	37.0	3.1	1	37t	1	1	1	1-37	

## SCORING

Rk Player	G	Total	Rush	Rec.	Ret.	2Pt. PAT	EP-EPA	FG-FGA	Saf	DEX	PTS
1 Laviska Shenault.....	9	11	5	6	0	0-0	0-0	0-0	--	--	<b>66</b>
3 James Stefanou .....	8	0	0	0	0	0-0	30-30	5-8	--	--	<b>45</b>
4 K.D. Nixon .....	11	5	1	4	0	0-0	0-0	0-0	--	--	<b>30</b>
5 Steven Montez.....	12	4	4	0	0	0-2	0-0	0-0	--	--	<b>24</b>
7 Evan Price.....	2	0	0	0	0	0-0	5-5	4-5	--	--	<b>17</b>
10 Tyler Francis.....	2	0	0	0	0	0-0	5-5	2-2	--	--	<b>11</b>

## DEFENSIVE

Rk Player	G	Plays	UT	AT	—	TOT	Avg.	---For Loss---		Miscellaneous-----						
1 Nate Landman.....	12	619	61	62	—	<b>123</b>	10.3	4-33	9-14	12	10	3	0	1	2	5
3 Davion Taylor .....	12	641	62	13	—	<b>75</b>	6.3	1-9	11-26	6	11	11	1	2	0	2
4 Mustafa Johnson.....	12	673	53	20	—	<b>73</b>	6.1	8½-39	9-29	1	10	16	0	1	0	1
8 Delrick Abrams .....	10	478	36	8	—	<b>44</b>	4.4	0-0	1-2	1	6	3	0	0	1	8
11 Carson Wells.....	12	399	24	10	—	<b>34</b>	2.8	4½-36	1-1	3	13	6	2	0	0	1
12 Trey Udoffia.....	9	340	28	3	—	<b>31</b>	3.4	0-0	1-3	0	3	0	0	0	0	3
14 Derrion Rakestraw .....	7	262	14	5	—	<b>19</b>	2.7	0-0	1-7	1	4	3	0	0	0	2
16 Aaron Maddox .....	7	108	14	1	—	<b>15</b>	2.1	0-0	1-1	1	2	1	0	0	0	0
18 Terrance Lang.....	11	263	9	2	—	<b>11</b>	1.0	1-5	1-2	0	6	6	1	0	0	3
20 Chris Miller .....	5	140	7	3	—	<b>10</b>	2.0	0-0	0-0	0	2	0	0	0	0	1

## KICKOFF RETURNS

Player	G	No.	Yards	Avg.	Long	TD
3 K.D. Nixon .....	11	6	123	20.5	27	0

## PUNT RETURNS

Player	G	No.	Yards	Avg.	Long	TD
None						

## INTERCEPTIONS

Player	G	No.	Yards	Avg.	Long	TD
1 Nate Landman.....	12	2	24	12.0	22	0
3 Derrion Rakestraw .....	12	1	0	0.0	0	0

## PUNTING

Rk Player	G	No.	Yards	Avg.	Long	In	20	50+	FC	TB	had blk	Ret. Yds.	Net Yds	Net Avg.
1 Alex Kinney.....	4	16	670	41.88	54	7	1	5	0	0	0	15	665	41.6
2 Davis Price.....	10	48	1842	38.38	58	20	3	24	0	0	0	74	1766	36.8

## OFFENSIVE LINE

Player	Play Count-----											Season Totals-----										
	CSU	NEB	UNH	UCLA	ASU	USC	UW	OSU	UA	WSU	UTAH	CAL	Plays	Points	Grade	KD	TDB	PPTD	QBS	PRS	PEN	Best Game Grade (minimum 20 snaps)
F. FILLIP .....	8	—	4	25	10	48	19	75	18	INJ	INJ	—	207	550.0	2.66	5	2	1	2	2	3	2.62 / UCLA
K. KUTSCH .....	8	—	51	—	—	5	—	—	—	—	—	—	64	167.0	2.61	4	4	0	0	0	0	2.63 / New Hampshire
T. LYNOTT.....	57	85	58	6	31	10	50	75	75	54	67	76	644	1643.5	2.55	18	6	15	4	12	1	2.39 / California
C. PURSELL.....	61	85	71	75	78	85	63	75	75	54	67	41	830	2097.0	2.53	12	13	13	4	10	5½	2.42 / CSU, New Hampshire, USC
W. SHERMAN.....	13	34	55	75	78	85	63	75	75	54	67	76	750	1834.0	2.45	14	11	10	5½	11½	4½	2.34 / Arizona
B. TONZ.....	57	84	INJ	75	78	62	63	—	59	—	35	56	569	1447.5	2.54	16	7	14	6½	9	4½	2.36 / Colorado State

Sacks/pressures allowed by others or coverage not included; sacks & pressures may exceed overall team total as two players can be awarded a pressure on the same play.

KEY: KD—Knockdown Blocks (pancakes/blown off the line/finishes); TDB—Touchdown Blocks (direct); PPTD—Perfect plays on passing touchdown/conversions; QBS—Quarterback Sacks Allowed; PRS—Pressures Allowed; PEN—Penalties. Grades based of 0, 1, 2, 3 or 4 points per play (½-points awarded if somewhere in-between), the lower the better. Final Grade Scale: 0.00-1.90 phenomenal performance; 1.91-2.09 all-conference caliber or better; 2.10-2.25 starting caliber; 2.41-2.60 average; 2.61-4.0 below average.

Includes 2-point PAT at USC; includes 5 snaps by Moretti as a sixth OL at Arizona (3), vs. Utah (1) and at California (1).

**Won 5, Lost 7 (2-7 Pac-12)**

FIELD GOALS	G	10-19	20-29	30-39	40-49	50-59	60+	Total	Pct.	Long
James Stefanou.....	8	1-1	0-0	2-4	2-3	0-0	0-0	5- 8	62.5	41
(39) (40, 35, 37wI, 43wI) (19) (41) (38wI) (-) (-) (-) (-) (-) (-) (-)										
Evan Price .....	2	0-0	2-2	2-2	0-1	0-0	0-0	4- 5	80.0	37
(-) (-) (-) (-) (-) (-) (37,26) (21,46) (34) (-) (-) (-) (-)										
Tyler Francis .....	2	0-0	1-1	0-0	1-1	0-0	0-0	2- 2	100.0	48
(-) (-) (-) (-) (-) (-) (-) (-) (25,48) (-) (-)										
Davis Price .....	12	0-0	0-0	0-0	0-0	0-1	0-0	0- 1	0.0	0
(-) (-) (-) (-) (-) (-) (-) (-) (53s) (-) (-) (-)										
COLORADO .....	12	1-1	3-3	4-6	3-5	0-1	0-0	11-16	68.8	48
Opponents .....	12	0-0	3-3	8-10	3-4	4-6	0-0	19-23	82.6	55

Colorado Football Statistics / 2-2-2

DEFENSIVE

Pos	Player	Tackles					For Loss		Miscellaneous									
		G	Plays	UT	AT	TOTAL	Avg.	Sacks	Other	TZ	3DS	QBP	QCD	FR	FF	PBU		
LB	Nate Landman	12	619	61	62	123	10.3	4-33	9-14	12	10	3	0	1	2	5		
LB	Rick Gamboa	12	824	43	53	96	8.0	0-0	1-2	8	9	1	2	0	2	4		
LB	Davion Taylor	12	641	62	13	75	6.3	1-9	11-26	6	11	11	1	2	0	2		
DL	Mustafa Johnson	12	673	53	20	73	6.1	8½-39	9-29	1	10	16	0	1	0	1		
LB	Drew Lewis	12	651	46	20	66	5.5	2-17	4-10	3	9	6	1	0	0	4		
DB	Evan Worthington	9	560	33	15	48	5.3	1-1	2-4	1	4	0	0	0	0	6		
DB	Nick Fisher	12	845	37	8	45	3.8	0-0	0-0	2	5	1	0	0	0	3		
DB	Delrick Abrams	10	478	36	8	44	4.4	0-0	1-2	1	6	3	0	0	0	1	8	
DB	Dante Wigley	12	576	30	6	36	3.0	0-0	1-1	0	2	1	0	0	0	4		
DL	Javier Edwards	12	510	25	11	36	3.0	1-6	2-5	6	0	4	2	0	0	0		
LB	Carson Wells	12	399	24	10	34	2.8	4½-36	1-1	3	13	6	2	0	0	1		
DB	Trey Udoffia	9	340	28	3	31	3.4	0-0	1-3	0	3	0	0	0	0	3		
DL	Chris Mulumba	12	279	16	8	24	2.0	1-7	0-0	3	2	1	0	0	0	0		
DB	Derrion Rakestraw	7	262	14	5	19	2.7	0-0	1-7	1	4	3	0	0	0	2		
DL	Israel Antwine	12	457	9	7	16	1.3	1-3	2-2	2	2	9	0	0	0	0		
DB	Aaron Maddox	7	108	14	1	15	2.1	0-0	1-1	1	2	1	0	0	0	0		
DT	Jase Franke	6	107	9	3	12	2.0	2-6	1-3	4	3	2	0	0	0	1		
DL	Terrance Lang	11	263	9	2	11	1.0	1-5	1-2	0	6	6	1	0	0	3		
DT	Lyle Tuiloma	12	197	6	5	11	0.9	0-0	0-0	2	2	1	0	0	1	0		
DB	Chris Miller	5	140	7	3	10	2.0	0-0	0-0	0	2	0	0	0	0	1		
DB	Mehki Blackmon	6	172	8	1	9	1.5	0-0	0-0	0	2	0	0	0	0	3		
DL	Alex Tchangan	9	90	7	1	8	0.9	1-6	0-0	2	3	1	0	0	0	0		
DB	Kyle Trego	7	92	5	3	8	1.1	0-0	0-0	0	0	1	0	0	0	0		
LB	Jacob Callier	4	80	5	1	6	1.5	1-9	0-0	0	2	3	0	0	0	0		
DB	Daniel Talley	4	22	5	1	6	1.5	0-0	1-1	1	1	1	0	1	0	0		
DB	Ronnie Blackmon	9	95	2	3	5	0.5	0-0	0-0	0	2	1	0	0	0	1		
LB	Nu'umotu Falo	7	41	3	1	4	0.6	0-0	1-3	0	1	1	0	0	0	0		
LB	Jonathan Van Diest	2	23	1	1	2	1.0	0-0	0-0	0	1	1	0	0	0	0		
LB	Akil Jones	3	18	0	2	2	0.7	0-0	0-0	0	0	0	0	0	0	0		
DB	Isaiah Lewis	2	7	1	0	1	0.5	0-0	0-0	0	0	0	0	0	0	0		
LB	Nick Edridge	1	5	1	0	1	1.0	0-0	0-0	0	0	0	0	0	0	0		
LB	Hunter Yurachek	1	4	0	1	1	1.0	0-0	0-0	0	0	0	0	0	0	0		
LB	Chase Newman	2	14	0	0	0	0.0	0-0	0-0	0	0	0	0	0	0	0		
DL	Nico Magri	2	12	0	0	0	0.0	0-0	0-0	0	0	0	0	0	1	0		
DB	Lucas Cooper	2	4	0	0	0	0.0	0-0	0-0	0	0	0	0	0	0	0		
DB	Hasaan Hypolite	1	3	0	0	0	0.0	0-0	0-0	0	0	0	0	0	0	0		
DL	Mo Bandi	1	1	0	0	0	0.0	0-0	0-0	0	0	0	0	0	0	0		
DB	Uryan Hudson	1	1	0	0	0	0.0	0-0	0-0	0	0	0	0	0	0	0		
DL	Terriek Roberts	1	1	0	0	0	0.0	0-0	0-0	0	0	0	0	0	0	0		
---	Team	12	---	1	0	1	0.3	1-10	0-0	0	0	0	0	0	0	0		

ATTENDANCE

Site	G	Attendance	Average	High	W-L
In Boulder	6	274,852	45,808.7	52,681	3-3
On The Road	5	293,803	58,760.6	89,853	1-4
Neutral	1	70,158	70,158.0	70,158	1-0

PUNT RETURNS

Player	G	No.	Yards	Avg.	Long	TD	AFP
Ronnie Blackmon	12	30	262	8.7	59	0	C30
K.D. Nixon	11	1	-1	-1.0	-1	0	C15
Donovan Lee	4	2	-1	-0.5	3	0	C21

(AFP—Avg. Field Position; Blackmon 30/907; Lee 2/41; Nixon 1/15)

KICKOFF RETURNS

Player	G	No.	Yards	Avg.	Long	TD	AFP
Donovan Lee	4	1	31	31.0	31	0	C31
Kyle Evans	12	6	135	22.5	39	0	C29
K.D. Nixon	11	6	123	20.5	27	0	C22
Ronnie Blackmon	12	11	210	19.1	33	0	C23

(AFP—Blackmon 11/250; Evans 6/173; Lee 1/31; Nixon 6/131)

INTERCEPTION RETURNS

Player	G	No.	Yards	Avg.	Long	TD
Nate Landman	12	2	24	12.0	22	0
Nick Fisher	12	1	30	30.0	30	0
Dante Wigley	12	1	27	27.0	27t	1
Rick Gamboa	12	1	17	17.0	17	0
Drew Lewis	12	1	0	0.0	0	0
Derrion Rakestraw	12	1	0	0.0	0	0
Evan Worthington	9	1	0	0.0	0	0

FUMBLE RETURNS

Player	G	No.	Yards	Avg.	Long	TD
Davion Taylor	12	1	14	14.0	14t	1

DEFENSIVE SCRIMMAGE SNAPS: 874 (include 3 2-pt plays).

FOURTH DOWN STOPS (6; included in third down stops):

Abrams 2, Landman 2, Lewis, Wells.

TOUCHDOWN SAVES (32): Worthington 5, Udoffia 4,

Abrams 3, Fisher 3, Wigley 3, M. Blackmon 2, D. Lewis 2, Taylor 2, R. Blackmon, Falo, Gamboa, Landman, Lang, Maddox, Rakestraw, Wells.

INTERCEPTIONS CAUSED (6): Lang 2, Antwine,

M. Blackmon, Gamboa, Maddox.

SACKS FOR 0 (1): Johnson. SAFETIES (0): None.

SPECIAL TEAMS STATISTICS

Player	UT	UT/20	AT	AT/20	FF	FR	KSD	WB	DP	BLK	FFC	FD	RK	OTH	POINTS
Beau Bisharat	8	3	3	0	1	0	6	0	2	0	4	2	0	0	= 29
Daniel Arias	4	1	0	0	0	1	0	5	0	13	4	0	0	0	= 26
Kabion Ento	2	1	3	0	0	0	8	0	1	0	9	2	0	0	= 28
Daniel Talley	6	2	0	0	0	0	9	0	1	0	2	0	0	1	= 21
Kyle Trego	2	1	2	1	0	0	3	0	1	0	1	1	1	0	= 13
Aaron Maddox	1	1	3	1	0	0	0	0	0	3	3	0	0	0	= 12
Derrion Rakestraw	3	1	2	0	1	0	3	0	0	0	0	0	0	0	= 10
Carson Wells	0	0	0	0	0	0	9	0	0	0	0	0	0	0	= 9
Drew Lewis	2	0	1	1	0	0	0	0	0	3	1	0	0	0	= 8
Davion Taylor	1	0	3	1	0	0	2	0	0	0	1	0	0	0	= 8
Hasaan Hypolite	1	0	3	1	0	0	2	0	0	0	0	0	0	0	= 7
Isaiah Lewis	1	1	0	0	0	0	5	0	0	0	0	0	0	0	= 7
Mehki Blackmon	0	0	0	0	0	0	4	0	0	0	0	0	1	0	= 5
Chris Bounds	0	0	0	0	0	0	5	0	0	0	0	0	0	0	= 5
Lucas Cooper	2	2	1	0	0	0	0	0	0	0	0	0	0	0	= 5
Brady Russell	0	0	0	0	0	0	5	0	0	0	0	0	0	0	= 5

Player	UT	UT/20	AT	AT/20	FF	FR	KSD	WB	DP	BLK	FFC	FD	RK	OTH	POINTS
J.T. Bale	1	1	1	0	0	0	0	0	0	0	0	0	0	0	= 3
Ronnie Blackmon	0	0	0	0	0	0	2	0	0	0	0	0	0	1	= 3
Kyle Evans	0	0	0	0	0	0	2	0	0	0	0	0	0	1	= 3
Nu'umotu Falo	0	0	0	0	0	0	3	0	0	0	0	0	0	0	= 3
Alex Fontenot	0	0	0	0	0	0	0	0	0	2	0	1	0	0	= 3
Kevin George	1	0	0	0	0	0	0	0	0	0	1	1	0	0	= 3
Dante Wigley	2	0	1	0	0	0	0	0	0	0	0	0	0	0	= 3
Akil Jones	2	0	0	0	0	0	0	0	0	0	0	0	0	0	= 2
Nick Edridge	0	0	0	0	0	1	0	0	0	0	0	0	0	0	= 1
Nick Fisher	0	0	0	0	0	0	0	0	0	0	1	0	0	0	= 1
Uryan Hudson	0	0	0	0	0	1	0	0	0	0	0	0	0	0	= 1
Alex Kinney	1	0	0	0	0	0	0	0	0	0	0	0	0	0	= 1
Terrance Lang	0	0	0	0	0	0	0	0	0	1	0	0	0	0	= 1
Chase Newman	1	0	0	0	0	0	0	0	0	0	0	0	0	0	= 1
Trey Udoffia	1	0	0	0	0	0	0	0	0	0	0	0	0	0	= 1

BLOCKED KICKS SUMMARY (3): Fontenot (Punt/Utah, Punt/Cal); Lang (PAT/Oregon State). OTHER—Field Goal/PAT Pressures: M. Blackmon. Punt Pressures: None.

Touchdown Saves: None. Stuffed Punt Fakes: None. Caused Penalties: R. Blackmon, Evans, Talley. Fair Catch/Kickoff Return: None.

KEY: UT—Unassisted Tackle; UT/20—UT Inside-the-20; AT—Assisted Tackle; AT/20—AT Inside-the-20; TZ—Tackles For Zero; 3DS—Third/Fourth Down Stops (tackles, INTs, QBPs or PBUs); QBP—Quarterback Pressure; QCD—Quarterback Chasedowns; FF—Forced Fumble; FR—Fumble/Muff Recovery (Opponent on defense or CU or Opponent on special teams); PBU—Passes Broken Up; KSD—Knockdown or Springing Block on Kick Return; WB—Wedge Break; DP—Downed Punt (meaningful); BLK—Blocked Kick; RK—Recovered Blocked Kick, Punt or On-side kick; FFC—Forced Fair Catch; FDF—First Downfield (on kickoff or punt that altered return path); CP—Caused Penalty. A defensive game played is credited only when a player is in for at least one defensive play; defensive tackles do not include special team tackles. NOTE: Defensive/special team statistics compiled from coaches' video; NCAA/Pac-12 Colorado stats are not accurate.

YARDS BY QUARTER/HALF

Game	COLORADO								OPPONENT								COLORADO				OPPONENT		
	1Q	2Q	1H	3Q	4Q	2H	OT	GAME	1Q	2Q	1H	3Q	4Q	2H	OT	GAME	20+	10+	5+	20+	10+	5+	
Colorado State	243	89	332	207	57	264	---	596	99	80	179	55	50	105	---	284	7	15	33	2	13	27	
Nebraska	103	36	139	118	138	256	---	395	189	140	329	129	107	236	---	565	4	18	31	7	18	41	
New Hampshire	63	171	234	185	72	257	---	491	34	41	75	106	89	195	---	270	6	14	33	3	13	20	
UCLA	105	91	196	169	112	281	---	477	114	77	191	57	41	98	---	289	4	17	30	3	10	23	
Arizona State	110	112	222	175	97	272	---	494	104	79	183	181	3	184	---	367	8	15	32	3	10	24	
Southern California	21	90	111	53	101	154	---	265	55	200	255	57	22	79	---	334	2	9	26	4	10	24	
Washington	115	62	177	45	41	86	---	263	88	92	180	73	98	171	---	351	2	10	19	2	14	30	
Oregon State	82	134	216	154	148	302	18	536	81	37	118	142	169	311	30	459	8	17	28	4	20	42	
Arizona	71	161	232	84	67	151	---	383	76	231	307	98	161	259	---	566	6	16	30	8	21	34	
Washington State	100	31	131	78	88	166	---	297	127	105	232	150	95	245	---	477	3	11	19	4	17	37	
Utah	44	66	110	19	67	86	---	196	63	132	195	182	13	195	---	390	1	9	22	4	13	24	
California	29	97	126	143	49	192	---	318	55	36	91	58	62	120	---	211	5	10	22	1	8	19	

## AT-A-GLANCE SUMMARIES

Game	Score	1	2	3	4	OT	First Downs			Rushing			Passing			Total Offense	Return	Punting	Fumbles	Penalties	Third	QB	Avg.	Time of				
							Tot	Ru	Pa	Pn	Att	Yards	TD	Att	Com	Int	Yards	TD	Att	Yards	Yards	Downs	Sacks	F.Pos.	Poss.			
COLORADO .....	45	21	7	17	0	-	23	12	11	0	40	258	2	25	22	-1	338	4	65	596	87	3-43.3	3-1	6/44	4- 9	3-16	C 30	26:33
Colorado State.....	13	7	3	0	3	-	20	8	10	2	39	103	0	37	19	-1	181	1	76	284	0	9-48.8	0-0	5/35	7-19	0- 0	CS23	33:27
COLORADO .....	33	14	3	10	6	-	26	7	13	3	35	44	1	50	33	-0	351	3	85	395	32	5-43.4	0-0	8/46	6-18	2-12	C 33	30:15
Nebraska.....	28	7	14	7	0	-	25	13	9	3	54	329	3	29	19	-1	236	1	83	565	- 2	3-42.7	3-2	11/95	5-13	7-43	N 26	29:45
COLORADO .....	45	7	21	10	7	-	21	12	9	0	51	311	4	24	17	-2	180	1	75	491	44	5-38.6	4-0	6/60	5-15	5-33	C 32	32:32
New Hampshire.....	14	0	0	14	0	-	15	7	6	2	31	42	0	39	16	-1	228	1	70	270	22	6-49.7	2-2	6/35	4-16	2-10	N 24	27:28
COLORADO .....	38	7	7	14	10	-	26	11	12	3	48	209	4	27	23	-0	268	1	75	477	22	4-41.8	1-0	6/60	8-14	3-26	C 26	34:47
UCLA.....	16	10	3	3	0	-	15	8	5	2	28	151	0	35	17	-0	138	1	63	289	32	6-49.5	1-0	8/67	5-16	2- 8	U 26	25:13
COLORADO .....	28	7	7	14	0	-	25	12	12	1	45	166	2	33	24	-0	345	2	78	494	8	4-47.5	1-0	6/60	8-16	2-11	C 20	33:27
Arizona State.....	21	7	7	7	0	-	18	8	7	3	39	145	2	18	12	-0	222	1	57	367	20	4-37.8	1-0	5/35	5-11	0- 0	AS26	26:33
COLORADO .....	20	0	7	0	13	-	17	6	7	4	37	95	3	47	26	-1	170	0	84	265	30	9-41.9	0-0	8/81	7-23	1- 7	C 32	34:51
Southern California...	31	0	21	7	3	-	16	5	9	2	26	51	0	35	18	-2	283	3	61	334	26	7-42.4	1-1	13/123	2-10	4-34	SC30	25:09
COLORADO .....	13	7	6	0	0	-	15	6	8	1	35	119	0	28	17	-1	144	1	63	263	32	5-27.4	1-0	4/48	3-13	1- 1	C 32	29:06
Washington.....	27	0	14	3	10	-	23	12	8	3	40	201	2	25	15	-1	150	1	65	351	19	3-42.7	2-1	3/45	3-11	1- 9	W 37	30:54
COLORADO .....	34	7	17	7	3	0	23	8	13	2	36	217	1	39	24	-0	319	2	75	536	35	6-40.3	2-0	7/70	4-15	7-50	C 31	26:47
Oregon State.....	41	0	3	7	24	7	28	5	20	3	45	114	2	54	34	-1	345	3	99	459	0	7-44.0	2-0	7/62	11-24	1- 3	OS27	33:13
COLORADO .....	34	10	14	10	0	-	27	3	18	6	32	40	1	43	27	-1	343	3	75	383	59	3-43.0	1-1	5/52	6-15	2-13	C 36	30:56
Arizona.....	42	0	26	9	7	-	27	12	12	3	47	216	0	22	17	-1	350	5	69	566	1	2-47.5	1-1	12/129	9-14	5-38	A 22	29:04
COLORADO .....	7	7	0	0	0	-	12	2	10	0	16	75	1	38	21	-1	222	0	54	297	28	8-35.4	3-2	4/51	2-11	0- 0	C 24	18:14
Washington State.....	31	0	10	7	14	-	26	7	17	2	33	131	2	61	37	-0	346	2	94	477	25	4-50.0	1-0	2/10	11-20	3-20	WS32	41:46
COLORADO .....	7	7	0	0	0	-	14	3	8	3	34	34	1	33	21	-2	162	0	67	196	1	7-41.3	4-1	4/38	4-15	1- 6	C 28	29:11
Utah.....	30	0	7	17	6	-	19	11	8	0	47	169	1	23	11	-0	221	2	70	390	37	7-37.6	2-0	5/64	5-16	6-38	U 34	30:49
COLORADO .....	21	0	7	14	0	-	19	9	9	1	43	148	1	33	16	-3	170	2	76	297	- 6	5-39.4	3-2	7/54	9-19	3-12	C 22	28:51
California.....	33	21	3	3	6	-	12	3	6	3	38	95	0	26	14	-0	116	2	64	211	95	8-46.4	0-0	9/75	1-17	3- 7	Ca37	31:09

## OFFENSIVE LINE STATISTICS

Player	Play Count												Season Totals										Best Game Grade (minimum 20 snaps)
	CSU	NEB	UNH	UCLA	ASU	USC	UW	OSU	UA	WSU	UTAH	CAL	Plays	Points	Grade	KD	TDB	PPTD	QBS	PRS	PEN		
J. EGGERS .....	—	—	2	—	—	—	—	—	—	—	—	—	2	5.0	2.50	0	0	0	0	0	0	N/A	
F. FILLIP .....	8	—	4	25	10	48	19	75	18	INJ	INJ	—	207	550.0	2.66	5	2	1	2	2	3	2.62 / UCLA	
A. HAIGLER .....	52	85	52	69	47	75	24	75	16	54	32	55	636	1645.5	2.59	3	15	15	3½	11½	0	2.53 / UCLA, Oregon State	
J. KAISER .....	57	51	35	50	68	37	33	—	57	54	67	76	585	1480.0	2.53	7	12	15	3½	14	2	2.40 / Utah	
K. KUTSCH .....	8	—	51	—	—	5	—	—	—	—	—	—	64	167.0	2.61	4	4	0	0	0	0	2.63 / New Hampshire	
T. LYNOTT .....	57	85	58	6	31	10	50	75	75	54	67	76	644	1643.5	2.55	18	6	15	4	12	1	2.39 / California	
C. LYTLE .....	—	—	2	—	—	—	—	—	—	—	—	—	2	6.0	3.00	1	0	0	0	0	0	N/A	
J. MORETTI .....	8	1	33	—	—	18	—	—	3	—	1	1	65	162.5	2.50	1	3	1	0	1	1	2.53 / Southern California	
H. PAIGE.....	4	—	4	—	—	—	—	—	—	—	—	—	8	19.5	2.44	0	0	1	0	0	0	N/A	
C. PURSELL .....	61	85	71	75	78	85	63	75	75	54	67	41	830	2097.0	2.53	12	13	13	4	10	5½	2.42 / CSU, New Hampshire, USC	
W. SHERMAN .....	13	34	55	75	78	85	63	75	75	54	67	76	750	1834.0	2.45	14	11	10	5½	11½	4½	2.34 / Arizona	
J. SHUTACK .....	—	—	4	—	—	—	—	—	—	—	—	—	4	11.0	2.75	0	0	0	0	0	0	N/A	
B. TONZ.....	57	84	INJ	75	78	62	63	—	59	—	35	56	569	1447.5	2.54	16	7	14	6½	9	4½	2.36 / Colorado State	
H. VAUGHN .....	—	—	4	—	—	—	—	—	—	—	—	—	4	10.0	2.50	0	0	0	0	0	0	N/A	
Team.....	65	85	75	75	78	85	63	75	75	54	67	76	4370	11078.5	2.54	81	73	85	29½	71	20	2.45 / Arizona State	

*Sacks/pressures allowed by others or coverage not included; sacks & pressures may exceed overall team total as two players can be awarded a pressure on the same play.*

**KEY:** KD—Knockdown Blocks (pancakes/blown off the line/finishes); TDB—Touchdown Blocks (direct); PPTD—Perfect plays on passing touchdown/conversions; QBS—Quarterback Sacks Allowed; PRS—Pressures Allowed; PEN—Penalties. Grades based on 0, 1, 2, 3 or 4 points per play (½-points awarded if somewhere in-between), the lower the better. Final Grade Scale: 0.00-1.90 phenomenal performance; 1.91-2.09 all-conference caliber or better; 2.10-2.25 starting caliber; 2.41-2.60 average; 2.61-4.0 below average.

*Includes 2-point PAT at USC; includes 5 snaps by Moretti as a sixth OL at Arizona (3), vs. Utah (1) and at California (1).*

**FG/PAT TEAM PLAY COUNT (56):** Haigler 56, Kutsch 56, Russell 56, Sherman 56, Vaughn 56, Kaiser 54, Bounds 37, Lynott 24, Wells 19, C. Lytle 18, Tonz 14, Shutack 2 (*Snappers: Bale 56; Holders: Goldin 43, Kinney 13; Kickers: Stefanou 38, E. Price 10, Francis 7, D. Price 1*).

**PUNT TEAM SNAPS (64; includes fakes, roughing calls):** J.T. Bale 64.

## NON-OFFENSIVE SCORES (2)

vs. Opponent	Player	Play	By Opponent (4)	Player	Play
New Hampshire	Davion Taylor	14 fumble return	New Hampshire	Pop Lacey	15 interception return
Oregon State	Dante Wigley	27 interception return	Southern California	Ajene Harris	6 interception return
			California	Elijah Hicks	34 interception return
			California	Ashtyn Davis	35 interception return

## MISCELLANEOUS STAT BOX

(Coin Toss: O-offense; D-Defense; d-deferred/played defense first)

	Red Zone (Scores-Att; (TD/FG); Plays-Yds)					Avg./1st Down		2nd Down Eff.		3rd Dn/Avg-to-Go		Plays (+/0/-)		Plus Territory (Plays-Yards)					Coin Toss	
Game	Colorado	Opponent				Colo	Opp.	Colo	Opp.	Colo.	Opp.	Colorado	Opponent	Colorado	Opponent	Temp				
Colorado State	3-3 (2/1)	10-31	1-1 (0/1)	3- 5	7.9	4.9	13-23	4-24	8.1	6.2	53	7	5	48	19	9	35-273	19- 76	74°	L (O)
Nebraska	3-4 (2/1)	9-16	2-2 (2/0)	3-17	5.4	4.8	9-28	14-29	9.0	6.9	51	22	12	61	14	8	40-181	37-190	70°	L (D)
New Hampshire	4-5 (3/1)	14-56	0-1 (0/0)	2-(-7)	6.9	3.8	11-26	3-22	6.6	10.2	55	10	10	31	28	11	35-173	16- 33	90°	W (d)
UCLA	3-3 (3/0)	8-42	2-2 (1/1)	8-26	6.1	5.1	12-27	5-21	4.8	7.4	59	5	11	36	20	7	34-169	27-103	46°	W (d)
Arizona State	3-3 (3/0)	9-19	2-3 (2/0)	12-23	6.6	7.4	10-27	6-19	6.0	6.2	51	13	8	39	12	6	39-191	24- 99	50°	L (O)
Southern California	2-2 (2/0)	5-23	1-1 (1/0)	2- 9	1.5	3.0	4-27	12-23	9.0	12.0	43	25	16	35	19	7	27- 92	18- 65	67°	W (d)
Washington	1-1 (0/1)	3- 0	4-4 (2/2)	7-30	2.8	6.7	9-23	6-20	8.1	7.3	40	18	5	43	15	7	19- 82	33-179	50°	W (d)
Oregon State	3-4 (1/2)	12-18	7-7 (5/2)	20-68	8.2	4.2	9-24	6-32	5.9	8.2	49	19	7	66	24	9	30-105	45-244	68°	W (d)
Arizona	3-5 (2/1)	15-36	4-4 (2/2)	6- 9	4.5	7.9	8-24	5-21	8.7	7.2	45	20	10	52	11	6	41-140	28-193	65°	W (d)
Washington State	1-1 (1/0)	1- 3	4-4 (3/1)	12-54	8.0	4.8	5-18	12-34	8.1	5.5	29	19	6	64	28	2	7- 6	52-250	57°	W (d)
Utah	1-1 (1/0)	1-13	4-4 (2/2)	10-17	8.7	1.4	4-23	6-22	10.5	5.6	34	15	18	47	16	7	17- 22	34-158	28°	W (d)
California	2-2 (2/0)	8-24	4-4 (2/2)	13-43	4.0	3.7	6-25	3-20	7.7	9.7	48	18	10	37	15	12	31-144	27- 99	60°	L (O)



SCORING DRIVES (Game-By-Game)

Opponent	Plays	Yards	Time	Result	Qtr	(Down) How	PAT	Quarterback
Colorado State	5	75	1:24	TD	1	(1) Montez 38 run	Stefanou	Montez
Colorado State	5	87	1:37	TD	1	(1) Nixon 46 pass from Montez	Stefanou	Montez
Colorado State	9	75	2:29	TD	1	(2) Bisharat 4 pass from Montez	Stefanou	Montez
Colorado State	8	48	3:23	*TD	2	(2) Winfree 4 pass from Montez	Stefanou	Montez
Colorado State	3	85	1:18	TD	3	(3) Shenault 89 pass from Montez	Stefanou	Montez
Colorado State	5	70	1:32	TD	3	(3) McMillian 49 run	Stefanou	Montez
Colorado State	9	45	4:03	FG	3	(4) Stefanou 39 FG	.....	Montez
Nebraska	8	86	3:05	*TD	1	(2) MacIntyre 3 pass from Montez	Stefanou	Montez
Nebraska	4	24	1:42	*TD	1	(2) Shenault 3 run	Stefanou	Montez
Nebraska	11	52	1:51	FG	2	(4) Stefanou 40 FG	.....	Montez
Nebraska	12	55	3:55	FG	3	(4) Stefanou 35 FG	.....	Montez
Nebraska	11	75	4:11	TD	3	(3) MacIntyre 3 pass from Montez	Stefanou	Montez
Nebraska	7	77	1:17	TD	4	(1) Shenault 40 pass from Montez	pass failed	Montez
New Hampshire	3	28	1:04	*TD	1	(3) Shenault 28 pass from Montez	Stefanou	Montez
New Hampshire	8	55	2:36	TD	2	(2) McMillian 1 run	Stefanou	Montez
New Hampshire	6	75	1:59	TD	2	(2) Evans 6 run	Stefanou	Montez
New Hampshire	1	75	0:12	TD	3	(1) McMillian 75 run	Stefanou	Montez
New Hampshire	9	73	3:29	FG	3	(4) Stefanou 19 FG	.....	Noyer
New Hampshire	9	43	5:21	TD	4	(2) Fontenot 15 run	Stefanou	Noyer
UCLA	5	85	2:20	TD	1	(1) Shenault 57 pass from Montez	Stefanou	Montez
UCLA	12	80	5:51	TD	2	(3) Montez 10 run	Stefanou	Montez
UCLA	7	75	2:51	TD	3	(3) Shenault 1 run	Stefanou	Montez
UCLA	13	67	5:45	TD	3	(1) McMillian 6 run	Stefanou	Montez
UCLA	6	51	2:59	FG	4	(4) Stefanou 41 FG	.....	Montez
UCLA	5	63	3:01	TD	4	(3) Montez 35 run	Stefanou	Montez
Arizona State	8	75	2:55	TD	1	(3) Shenault 1 run	Stefanou	Montez
Arizona State	13	84	5:15	TD	2	(2) Shenault 3 pass from Montez	Stefanou	Montez
Arizona State	5	75	1:49	TD	3	(2) Shenault 30 pass from Montez	Stefanou	Montez
Arizona State	7	80	2:31	TD	3	(1) Shenault 1 run	Stefanou	Montez
Southern California	3	58	0:58	TD	1	(3) Shenault 49 run	Stefanou	Montez
Southern California	16	65	6:53	TD	4	(2) Evans 2 run	Stefanou	Montez
Southern California	10	75	1:42	TD	4	(4) Montez 19 run	pass failed	Montez
Washington	7	80	2:54	TD	1	(2) Arias 37 pass from Montez	E. Price	Montez
Washington	8	45	3:32	TD	2	(4) E. Price 37 FG	.....	Montez
Washington	4	0	1:35	*FG	2	(4) E. Price 26 FG	.....	Montez
Oregon State	3	42	1:07	TD	1	(2) Nixon 32 pass from Montez	E. Price	Montez
Oregon State	10	71	4:00	FG	2	(4) E. Price 21 FG	.....	Montez
Oregon State	6	70	2:25	TD	2	(3) Nixon 7 pass from Montez	E. Price	Montez
Oregon State	1	75	0:12	TD	3	(1) McMillian 75 run	E. Price	Montez
Oregon State	9	58	5:08	FG	4	(4) E. Price 34 FG	.....	Montez
Arizona	11	66	4:19	TD	1	(1) Nixon 8 run	Francis	Montez
Arizona	4	-1	1:26	FG	1	(4) Francis 25 FG	.....	Montez
Arizona	9	89	3:20	TD	2	(2) Evans 17 pass from Montez	Francis	Montez
Arizona	3	75	0:26	TD	2	(2) McMillian 57 pass from Montez	Francis	Montez
Arizona	11	75	5:34	TD	3	(3) Brown 20 pass from Montez	Francis	Montez
Arizona	7	44	2:39	FG	3	(4) Francis 48 FG	.....	Montez
Washington State	3	80	0:48	TD	1	(1) McMillian 3 run	Francis	Montez
Utah	7	70	2:43	TD	1	(1) McMillian 13 run	Stefanou	Montez
California	9	69	3:49	TD	2	(3) Evans 1 run	Stefanou	Montez
California	9	60	3:12	TD	3	(1) Nixon 24 pass from Montez	Stefanou	Montez
California	10	79	4:08	TD	3	(3) Winfree 3 pass from Montez	Stefanou	Montez

(\*—scored following a turnover.)

Drive Analysis

DISTANCE	COLORADO		OPPONENT	
Length	TD	FG	TD	FG
(minus)	—	1	—	0
0—9	0	1	0	3
10—19	0	0	0	1
20—29	2	0	2	1
30—39	0	0	1	3
40—49	2	4	2	4
50—59	2	4	3	2
60—69	6	0	7	4
70—79	18	1	12	1
80—89	10	0	8	0
90—99	0	0	0	0

GAME OPENING DRIVES

Game	COLORADO			OPPONENT		
	Pts	FD	Yds	Pts	FD	Yds
Colorado State	7	3	75	0	1	17
Nebraska	7	4	86	0*	3	62
New Hampshire	7	1	28	0*	1	14
UCLA	0	0	8	0	1	6
Arizona State	0	2	35	7	5	61
Southern California	0	0	-12	0*	0	0
Washington	7	4	80	0	1	13
Oregon State	0	2	20	0	1	12
Arizona	0*	0	6	0	0	6
Washington State	0	1	20	0	0	1
Utah	0	0	-10	0	0	3
California	0*	0	6	0	0	1

SECOND HALF OPENING DRIVES

Game	COLORADO			OPPONENT		
	Pts	FD	Yds	Pts	FD	Yds
Colorado State	7	1	85	0	1	11
Nebraska	3	4	55	0	0	0
New Hampshire	7	1	75	0	0	6
UCLA	0	2	32	3	2	51
Arizona State	7	3	75	7	4	60
Southern California	0	1	22	0	3	54
Washington	0	2	28	0	0	8
Oregon State	7	1	75	7	5	75
Arizona	7	4	45	6	2	51
Washington State	0*	0	7	7	2	32
Utah	0	1	11	3	5	63
California	7	4	60	0	0	4

(\*—drive ended by a turnover)

POSSESSIONS AT-A-GLANCE

Avg.	3-Plays				
	No.	Plays	Snaps	& Out*	Snaps/TD
Colorado	158	872	5.52	49	21.8 (40)
Opponent	160	871	5.44	40	24.9 (35)

(\*—less if there is a turnover; must not have earned a first down or scored a touchdown.)

POINTS BY DRIVE

Drive (CU/Opp)	COLORADO			OPPONENT		
	Pts	TD	FG	Pts	TD	FG
1 (12/12)	28	4	0	7	1	0
2 (12/12)	42	6	0	21	3	0
3 (12/12)	20	2	2	27	3	2
4 (12/12)	28	4	0	17	1	2
5 (12/12)	41	5	2	37	4	3
6 (12/12)	14	2	0	17	2	1
7 (12/12)	31	4	1	16	2	1
8 (12/12)	31	4	1	20	2	2
9 (12/12)	17	2	1	24	3	1
10 (12/12)	23	2	3	41	5	2
11 (11/10)	7	1	0	27	3	2
12 (10/10)	0	0	0	20	2	2
13 (8/9)	10	1	1	6	0	2
14 (5/6)	13	2	0	7	1	0
15 (3/3)	6	1	0	6	1	0
16 (1/1)	0	0	0	7	1	0
17 (0/0)	0	0	0	0	0	0

CU YARDS PER PLAY—TD Drives: 9.2 (285-2631); FG Drives: 5.7 (78-448); Non-Scoring Drives: 3.2 (509-1632).

OPPONENT YARDS PER PLAY—TD Drives: 8.8 (259-2290); FG Drives: 5.7 (125-713); Non-Scoring Drives: 3.2 (487-1560).

**LONGEST PLAYS****COLORADO****Scrimmage**

Yards	Opponent	Player(s)
89	Colorado State	Laviska Shenault pass from Steven Montez (TD)
75	New Hampshire	Travon McMillian run (TD)
75	Oregon State	Travon McMillian run (TD)
64	Washington State	Travon McMillian run
57	UCLA	Laviska Shenault pass from Steven Montez (TD)
57	Arizona	Travon McMillian pass from Steven Montez (TD)
53	New Hampshire	Tony Brown pass from Steven Montez
53	UCLA	Tony Brown pass from Steven Montez
51	Arizona State	K.D. Nixon pass from Steven Montez
49	Colorado State	Travon McMillian run (TD)
49	Southern California	Laviska Shenault run (TD)
49	Oregon State	Steven Montez run
47	New Hampshire	Beau Bisharat run
47	Oregon State	K.D. Nixon pass from Steven Montez
46	Colorado State	K.D. Nixon pass from Steven Montez (TD)
43	Colorado State	Laviska Shenault pass from Steven Montez
40	Nebraska	Laviska Shenault pass from Steven Montez (TD)
39	Arizona State	Tony Brown pass from Steven Montez
39	Oregon State	K.D. Nixon pass from Steven Montez
38	Colorado State	Steven Montez run (TD)
37	Colorado State	K.D. Nixon pass from Steven Montez
37	Nebraska	Laviska Shenault pass from Steven Montez
37	Washington	Daniel Arias from Steven Montez (TD)
35	UCLA	Steven Montez run (TD)
33	Utah	Juwann Winfree pass from Tyler Lytle
32	Oregon State	K.D. Nixon pass from Steven Montez (TD)
31	UCLA	Kyle Evans pass from Jay MacIntyre
30	Arizona State	Laviska Shenault pass from Steven Montez (TD)
28	Nebraska	Laviska Shenault pass from Steven Montez
28	New Hampshire	Laviska Shenault pass from Steven Montez (TD)
28	California	Steven Montez (18) run/lateral to Laviska Shenault (10)
27	Arizona State	Jay MacIntyre pass from Steven Montez
27	Washington State	Juwann Winfree pass from Steven Montez
26	California	Kabion Ento pass from Steven Montez
25	Arizona State	Laviska Shenault pass from Steven Montez
25	Arizona	Juwann Winfree pass from Steven Montez
24	Arizona State	K.D. Nixon pass from Steven Montez
24	Southern California	Laviska Shenault pass from Steven Montez
24	California	K.D. Nixon pass from Steven Montez (TD)
24	California	K.D. Nixon pass from Steven Montez
23	New Hampshire	Travon McMillian run
23	Washington	Travon McMillian run
23	Arizona	Kabion Ento pass from Steven Montez
23	Washington State	Kabion Ento pass from Sam Noyer
22	Arizona State	Jay MacIntyre pass from Steven Montez
22	California	Laviska Shenault pass from Steven Montez
21	Oregon State	Steven Montez run
21	Oregon State	Jay MacIntyre pass from Steven Montez
21	Arizona	Kabion Ento pass from Steven Montez
21	Arizona	Travon McMillian run
20	Colorado State	Beau Bisharat run
20	Nebraska	Juwann Winfree pass from Steven Montez
20	New Hampshire	Travon McMillian run
20	Arizona State	K.D. Nixon pass from Steven Montez
20	Oregon State	Tony Brown pass from Steven Montez
20	Arizona	Tony Brown pass from Steven Montez (TD)

Number of plays 20-plus yards in length: 56 (40 pass, 16 rush)  
 Number of plays 40-plus yards in length: 17 (10 pass, 7 rush)

**Returns**

Type	Yards	Opponent	Player
KICKOFF	39	Washington	Kyle Evans
PUNT	59	Arizona	Ronnie Blackmon
INTERCEPTION	30	Washington	Nick Fisher
FUMBLE	14	New Hampshire	Davion Taylor (TD)

Returns 20+ yards in length: 24 (14 kickoff, 6 punt, 4 interception, 0 fumble, 0 misc.)  
 Returns 30+ yards in length: 5 (3 kickoff, 1 punt, 1 interception, 0 fumble, 0 misc.)

**OPPONENT****Scrimmage**

Yards	Opponent	Player(s)
72	Arizona State	Frank Darby pass from Manny Wilkins
71	New Hampshire	Neil O'Connor pass from Christian Lupoli (TD)
65	Southern California	Michael Pittman pass from J.T. Daniels (TD)
61	Utah	Jaylen Dixon pass from Jason Shelley
57	Nebraska	J.D. Spielman pass from Adrian Martinez (TD)
57	Arizona	Cedric Peterson pass from Khalil Tate (TD)
48	Washington State	Dezmon Patmon pass from Gardner Minshew
47	Utah	Jaylen Dixon pass from Jason Shelley (TD)
45	Nebraska	Greg Bell run
45	Arizona	Tony Ellison pass from Khalil Tate
44	UCLA	Joshua Kelley run
41	Nebraska	Adrian Martinez run (TD)
40	Arizona State	Frank Darby pass from Manny Wilkins
40	Arizona	Stanley Berryhill pass from Khalil Tate (TD)
39	Southern California	Michael Pittman pass from J.T. Daniels
39	Arizona	Shawn Poindexter pass from Khalil Tate (TD)
37	New Hampshire	Nick Lubischer pass from Christian Lupoli
36	Oregon State	Jermar Jefferson run
33	Oregon State	Isaiah Hodgins pass from Jake Luton
33	Arizona	Devaughn Cooper pass from Khalil Tate
32	Oregon State	Timmy Hernandez pass from Jake Luton
30	Arizona State	N'Keal Harry pass from Manny Wilkins
30	California	Moe Ways pass from Chase Garbers
29	UCLA	Joshua Kelley run
28	Southern California	Tyler Vaughns pass from J.T. Daniels
28	Oregon State	Isaiah Hodgins pass from Jake Luton
28	Washington State	Max Borghi pass from Gardner Minshew (TD)
27	Southern California	Tyler Vaughns pass from J.T. Daniels (TD)
26	Colorado State	Olabisi Johnson pass from K.J. Carta-Samuels (TD)
26	Washington	Aaron Fuller pass from Jake Browning (TD)
25	Nebraska	Stanley Morgan pass from Adrian Martinez
25	Nebraska	Adrian Martinez run
25	Arizona	Khalil Tate run
24	Colorado State	Marcus McElroy run
23	UCLA	Demetric Felton pass from D. Thompson-Robinson
23	Washington	Salvon Ahmedn run
23	Washington State	Tay Martin pass from Gardner Minshew
23	Utah	Jason Shelley run
22	Washington State	Max Borghi run
21	Nebraska	Stanley Morgan pass from Adrian Martinez
21	New Hampshire	Gunner Gibson pass from Christian Lupoli
21	Arizona	J.J. Taylor run
21	Arizona	Shun Brown pass from Khalil Tate
21	Washington State	Calvin Johnson pass from Gardner Minshew
20	Nebraska	Greg Bell run
20	Utah	Armand Shyne run

Number of plays 20-plus yards in length: 46 (32 pass, 14 rush)  
 Number of plays 40-plus yards in length: 14 (11 pass, 3 rush)

**Returns**

Type	Yards	Opponent	Player
KICKOFF	33	Arizona	Stanley Berryhill
PUNT	32	UCLA	Kyle Phillips
INTERCEPTION	35	California	Ashtyn Davis (TD)
FUMBLE	5	Utah	Hauati Pututau

Returns 20+ yards in length: 19 (13 kickoff, 1 punt, 5 interception, 0 fumble, 0 misc.)  
 Returns 30+ yards in length: 5 (2 kickoff, 1 punt, 2 interception, 0 fumble, 0 misc.)

**DRIVE ENGINEERING**

Game	COLORADO										OPPONENT										TIME SPENT IN THE LEAD			BIG LEAD	
	No.	TD	FG-A	PUNT	DWN	TO	SAF	CLK	PTS		No.	TD	FG-A	PUNT	DWN	TO	SAF	CLK	PTS		Colorado	Tied	Opponent	CU	Opp
Colorado State	13	6	1-1	3	1	2	0	0	45		14	1	2-2	9	0	1	0	0	13		58:36	1:24	0:00	35	---
Nebraska	14	4	2-4	5	1	0	0	0	33		15	4	0-1	3	3	3	0	1	28		14:48	13:51	31:21	14	8
New Hampshire	14	5	1-1	5	1	2	0	0	38		15	1	0-1	6	2	3	0	2	7		55:06	4:54	0:00	35	---
UCLA	12	5	1-1	4	0	0	0	2	38		11	1	3-3	6	1	0	0	0	16		29:55	11:37	18:28	22	7
Arizona State	10	4	0-1	4	0	0	0	1	28		10	3	0-1	4	1	0	0	1	21		15:42	34:13	10:05	7	7
Southern California	16	3	0-0	9	2	2	0	2	20		14	3	1-1	7	2	0	0	1	31		1:47	24:40	33:33	7	21
Washington	11	1	2-2	5	2	1	0	0	13		12	3	2-2	3	0	2	0	2	27		14:59	9:22	35:39	7	14
Oregon State	15	3	2-4	6	2	0	0	0	27		16	5	2-2	7	0	1	0	1	41		46:31	13:29	0:00	28	7
Arizona	12	4	2-2	3	1	2	0	0	34		13	5	3-3	2	0	2	0	1	42		12:50	15:34	31:36	10	8
Washington State	13	1	0-0	8	0	3	0	1	7		13	4	1-1	4	3	0	0	1	31		10:43	10:46	38:31	7	24
Utah	15	1	0-0	7	2	3	0	2	7		14	3	3-4	7	0	0	0	0	30		7:10	22:37	30:13	7	23
California	13	3	0-0	5	1	3	0	1	21		13	2	2-2	8	0	0	0	1	19		0:00	1:11	58:49	---	21

FIRST DOWN PASSING

Player	Att-Com-Int	Pct.	Yards	FD	TD	Long	Sacked	Rating
Steven Montez.....	149-109- 1	73.2	<b>1070</b>	37	4	57t	8/47	141.0
Tyler Lytle.....	1- 1-0	100.0	<b>7</b>	0	0	7	2/ 9	158.8
Sam Noyer.....	2- 2-0	100.0	<b>6</b>	0	0	4	1/ 6	125.2
Travon McMillian.....	1- 0-0	0.0	<b>0</b>	0	0	0	0/0	0.0

FIRST DOWN RUSHING

Player	Att.	Yards	Avg.	FD	TD	Long
Travon McMillian.....	115	<b>676</b>	5.9	15	5	75t
Steven Montez.....	25	<b>116</b>	4.6	3	1	38t
Kyle Evans.....	37	<b>91</b>	2.5	0	1	9
Beau Bisharat.....	8	<b>26</b>	3.3	0	0	7
Laviska Shenault.....	4	<b>24</b>	6.0	1	1	18
Alex Fontenot.....	3	<b>11</b>	3.3	0	0	7
K.D. Nixon.....	3	<b>10</b>	3.3	0	1	8t
Donovan Lee.....	1	<b>4</b>	4.0	0	0	4
Jay MacIntyre.....	1	<b>4</b>	4.0	0	0	4
Chase Sanders.....	1	<b>3</b>	3.0	0	0	3
Dimitri Stanley.....	1	<b>-1</b>	-1.0	0	0	-1
Sam Noyer.....	4	<b>-8</b>	-2.0	0	0	3
Team.....	4	<b>-5</b>	-1.3	0	0	-1

FIRST DOWN RECEIVING

Player	No.	Yards	Avg.	FD	TD	Long
Laviska Shenault.....	<b>38</b>	416	10.9	14	2	57t
K.D. Nixon.....	<b>27</b>	374	13.9	11	2	51
Tony Brown.....	<b>11</b>	57	5.2	2	0	11
Juwann Winfree.....	<b>10</b>	79	7.9	5	0	17
Travon McMillian.....	<b>8</b>	34	4.3	1	0	11
Jay MacIntyre.....	<b>6</b>	29	4.8	1	0	11
Kabion Ento.....	<b>4</b>	60	15.0	3	0	23
Kyle Evans.....	<b>3</b>	15	5.0	0	0	9
Jaylon Jackson.....	<b>3</b>	6	2.0	0	0	5
Dimitri Stanley.....	<b>2</b>	13	6.5	0	0	9

ALL-PURPOSE YARDS

	(Top 3)	G	Plays	Rush	Rec.	PR	KOR	Total	Avg.	Avg./G
Travon McMillian.....	12	215	1009	118	0	0	0	<b>1,127</b>	5.2	93.9
Laviska Shenault.....	9	103	115	1011	0	0	0	<b>1,126</b>	10.9	125.1
K.D. Nixon.....	11	68	- 8	636	- 1	123		<b>750</b>	11.0	68.2

QUARTERBACK SACKS (30-187)

**Colorado State (3-16):** Mulumba 1-7, Franke 1-3, Johnson ½-3; Wells ½-3. **Nebraska (2-12):** Johnson 2-12. **New Hampshire (5-33):** Callier 1-9, Edwards 1-6, Landman 1-6, Johnson 1-2, Team 1-10. **UCLA (3-26):** Lewis 2-17, Taylor 1-9. **Arizona State (2-11):** Johnson 1-8, Franke 1-3. **USC (1-7):** Johnson 1-7. **Washington (1-1):** Worthington 1-1. **Oregon State (7-50):** Landman 2-21, Johnson 2-6, Wells 1-12, Tchangam 1-6, Lang 1-5. **Arizona (2-13):** Wells 2-13. **Washington State (0-0).** **Utah (1-6):** Landman 1-6. **California (3-12):** Wells 1-8, Antwine 1-3, Johnson 1-1.

SACKS BY QTR: CU 10-9-7-4 (0-OT); OPP 6-12-7-8 (1-OT)

2018 COLORADO BUFFALO SINGLE-GAME HIGHS

Individual

**LONGEST SCORING RUN**— 75, Travon McMillian vs. New Hampshire & Oregon State  
**LONGEST NON-SCORING RUN**— 64, Travon McMillian vs. Washington State  
**LONGEST SCORING PASS**— 89, Steven Montez to Laviska Shenault vs. Colorado State  
**LONGEST NON-SCORING PASS**— 53, Steven Montez to Tony Brown vs. UNH & UCLA  
**LONGEST KICKOFF RETURN**— 39, Kyle Evans at Washington  
**LONGEST PUNT RETURN**— 59, Ronnie Blackmon at Arizona  
**LONGEST INTERCEPTION RETURN**— 30, Nick Fisher at Washington  
**LONGEST PUNT**— 58, Davis Price vs. UCLA  
**LONGEST FIELD GOAL**— 48, Tyler Francis at Arizona  
**MOST TOUCHDOWNS**— 4, Laviska Shenault vs. Arizona State (2 rushing, 2 receiving)  
**MOST RUSHING ATTEMPTS**— 30, Travon McMillian vs. Arizona State  
**MOST RUSHING YARDS**— 162, Travon McMillian vs. New Hampshire  
**MOST PASS ATTEMPTS**— 50, Steven Montez at Nebraska  
**MOST PASS COMPLETIONS**— 33, Steven Montez at Nebraska  
**MOST INTERCEPTIONS THROWN**— 3, Steven Montez at California  
**MOST PASSING YARDS**— 351, Steven Montez at Nebraska  
**MOST TOUCHDOWN PASSES**— 4, Steven Montez vs. Colorado State  
**MOST RECEPTIONS**— 13, Laviska Shenault vs. Arizona St.; K.D. Nixon vs. Oregon State  
**MOST RECEIVING YARDS**— 211, Laviska Shenault vs. Colorado State  
**MOST TOTAL OFFENSIVE PLAYS**— 61, Steven Montez at Nebraska (50 pass, 11 rush)  
**MOST TOTAL OFFENSE**— 385, Steven Montez vs. Oregon (*319 pass, 66 rush*)  
**MOST FIELD GOALS ATTEMPTED**— 4, James Stefanou at Nebraska  
**MOST FIELD GOALS MADE**— 2, on three occasions (Francis, E. Price, Stefanou)  
**MOST TACKLES**— 19, Nate Landman vs. Utah (8 UT)  
**MOST SOLO TACKLES**— 12, Davion Taylor vs. Washington State  
**MOST TACKLES FOR LOSS**— 3, on four occasions (Johnson 2, Lewis, Taylor)  
**MOST QUARTERBACK SACKS**— 2, on four occasions (Johnson 2, D. Lewis, Wells)  
**MOST QUARTERBACK HURRIES**— 5, Mustafa Johnson vs. Washington State  
**MOST INTERCEPTIONS**— 1, on eight occasions  
**MOST PASSES BROKEN UP**— 3, on three occasions (Abrams, Landman, Worthington)  
**MOST THIRD/FOURTH DOWN STOPS**— 3, on five occasions  
**MOST KNOCKDOWN BLOCKS (OL)**— 5, Colby Pursell vs. Arizona State  
**MOST SPECIAL TEAM POINTS**— 7, Daniel Arias vs. Washington State

THIRD-FOURTH DOWN PASSING

Player	Att-Com-Int	Pct.	Yards	FD	TD	Long	Sacked	Rating
Steven Montez.....	107-60- 5	56.1	<b>750</b>	38	6	89t	11/73	124.1
Tyler Lytle.....	2- 2-0	100.0	<b>41</b>	1	0	33	1/13	272.2
Sam Noyer.....	5- 0-2	0.0	<b>0</b>	0	0	0	0/ 0	-80.0

THIRD-FOURTH DOWN RUSHING

Player	Att.	FD/TD	Pct.	Yards	Avg.	TD	3/4-&1 Att.-FD
Laviska Shenault.....	12	9	<b>75.0</b>	77	6.4	3	7- 6
Kyle Evans.....	8	5	<b>62.5</b>	21	2.6	1	4- 3
Steven Montez.....	21	13	<b>61.9</b>	207	9.9	2	0- 0
Travon McMillian.....	17	7	<b>41.2</b>	117	6.9	1	4- 3
Alex Fontenot.....	3	1	<b>33.3</b>	7	2.3	0	1- 1
Beau Bisharat.....	5	1	<b>20.0</b>	14	2.8	0	2- 0
Brady Russell.....	1	0	<b>0.0</b>	0	0.0	0	0- 0
Chase Sanders.....	2	0	<b>0.0</b>	3	1.5	0	1- 0
K.D. Nixon.....	3	0	<b>0.0</b>	-10	-3.3	0	0- 0
Team.....	5	0	<b>0.0</b>	-13	-2.6	0	0- 0

THIRD-FOURTH DOWN RECEIVING

Player	No.	Yards	Avg.	FD	TD	Long
Laviska Shenault.....	<b>21</b>	342	16.3	15	2	89t
Juwann Winfree.....	<b>9</b>	155	17.2	7	1	33
K.D. Nixon.....	<b>7</b>	56	8.0	5	1	18
Tony Brown.....	<b>7</b>	53	7.6	2	1	20t
Jay MacIntyre.....	<b>5</b>	56	11.2	3	1	27
Kabion Ento.....	<b>3</b>	53	17.7	2	0	26
Jaylon Jackson.....	<b>3</b>	26	8.7	2	0	14
Travon McMillian.....	<b>3</b>	20	6.7	1	0	12
Dimitri Stanley.....	<b>3</b>	19	6.3	1	0	7
Kyle Evans.....	<b>1</b>	11	11.0	1	0	11

Team Bests/Highs

**MOST FIRST DOWNS**— 27, at Arizona  
**MOST RUSHING ATTEMPTS**— 51, vs. New Hampshire  
**MOST RUSHING YARDS**— 311, vs. New Hampshire  
**MOST PASS ATTEMPTS**— 50, at Nebraska  
**MOST COMPLETIONS**— 33, at Nebraska  
**MOST INTERCEPTIONS THROWN**— 3, at California  
**MOST PASSING YARDS**— 351, at Nebraska  
**MOST OFFENSIVE PLAYS**— 85, at Nebraska  
**MOST TOTAL OFFENSE**— 596, vs. Colorado State  
**FEWEST FUMBLES**— 0, at Nebraska; at Southern California  
**MOST FUMBLES**— 4, vs. New Hampshire, Utah  
**FEWEST TURNOVERS**— 0, at Nebraska, vs. UCLA, vs. Arizona State, vs. Oregon State  
**MOST TURNOVERS**— 5, at California  
**MOST TIME OF POSSESSION**— 34:51, at Southern California  
**LONGEST TOUCHDOWN DRIVE**— 89 yards (9 plays), at Arizona  
**LONGEST FIELD GOAL DRIVE**— 73 yards (9 plays), vs. New Hampshire

Defensive Bests

**FEWEST FIRST DOWNS ALLOWED**— 12, by California  
**FEWEST RUSHING ATTEMPTS ALLOWED**— 26, by Southern California  
**FEWEST RUSHING YARDS ALLOWED**— 42, by New Hampshire  
**FEWEST PASS ATTEMPTS ALLOWED**— 18, by Arizona State  
**FEWEST PASS COMPLETIONS ALLOWED**— 11 by Utah  
**FEWEST PASSING YARDS ALLOWED**— 116, by California  
**MOST INTERCEPTIONS**— 2, vs. Southern California  
**FEWEST TOTAL PLAYS ALLOWED**— 57, by Arizona State  
**FEWEST TOTAL YARDS ALLOWED**— 211, by California  
**MOST FUMBLES FORCED**— 2, at Nebraska, vs. New Hampshire  
**MOST TURNOVERS GAINED**— 3, at Nebraska, vs. New Hampshire  
**MOST PASSES BROKEN UP**— 8, vs. Washington State  
**MOST QUARTERBACK SACKS**— 7, vs. Oregon State  
**MOST QUARTERBACK HURRIES**— 10, Washington State  
**MOST TACKLES FOR LOSS**— 10, vs. New Hampshire

## GAME-BY-GAME INDIVIDUAL CHARTS / OFFENSE

## RUSHING

## BEAU BISHARAT

	Att	Yds	Avg.	Long	TD
Colorado State.....	7	52	7.4	20	0
Nebraska.....	0	0	0.0	0	0
New Hampshire.....	13	92	7.1	47	0
UCLA.....	1	-1	-1.0	-1	0
Arizona State.....	0	0	0.0	0	0
USC.....	0	0	0.0	0	0
Washington.....	0	0	0.0	0	0
Oregon State.....	0	0	0.0	0	0
Arizona.....	0	0	0.0	0	0
Washington State.....	-----	-----	-----	-----	-----
Utah.....	-----	-----	-----	-----	-----
California.....	0	0	0.0	0	0

## KYLE EVANS

	Att	Yds	Avg.	Long	TD
Colorado State.....	12	59	4.9	11	0
Nebraska.....	12	25	2.1	9	0
New Hampshire.....	5	25	5.0	7	1
UCLA.....	4	12	3.0	5	0
Arizona State.....	3	3	1.0	4	0
USC.....	7	17	2.4	8	1
Washington.....	2	7	3.5	6	0
Oregon State.....	7	19	2.7	7	0
Arizona.....	3	-1	-0.3	2	0
Washington State.....	0	0	0.0	0	0
Utah.....	4	2	0.5	4	0
California.....	10	33	3.3	9	1

## ALEX FONTENOT

	Att	Yds	Avg.	Long	TD
Colorado State.....	3	14	4.7	7	0
Nebraska.....	-----	-----	-----	-----	-----
New Hampshire.....	8	29	3.6	15t	1
UCLA.....	0	0	0.0	0	0
Arizona State.....	0	0	0.0	0	0
USC.....	0	0	0.0	0	0
Washington.....	0	0	0.0	0	0
Oregon State.....	0	0	0.0	0	0
Arizona.....	0	0	0.0	0	0
Washington State.....	0	0	0.0	0	0
Utah.....	0	0	0.0	0	0
California.....	0	0	0.0	0	0

## TRAVON McMillian

	Att	Yds	Avg.	Long	TD
Colorado State.....	10	103	10.3	49t	0
Nebraska.....	8	25	3.1	12	0
New Hampshire.....	15	162	10.8	75t	2
UCLA.....	21	102	4.9	16	1
Arizona State.....	30	136	4.5	14	0
USC.....	18	32	1.8	9	0
Washington.....	25	86	3.4	23	0
Oregon State.....	20	132	6.6	75t	1
Arizona.....	11	59	5.4	21	0
Washington State.....	9	73	8.1	64	1
Utah.....	13	41	3.2	13	1
California.....	21	58	2.8	11	0

## STEVEN MONTEZ

	Att	Yds	Avg.	Long	TD
Colorado State.....	3	34	11.3	38t	1
Nebraska.....	11	-7	-0.6	16	0
New Hampshire.....	4	0	0.0	10	0
UCLA.....	11	81	7.4	35t	1
Arizona State.....	3	17	5.7	12	0
USC.....	9	9	1.0	19t	1
Washington.....	7	26	3.7	12	0
Oregon State.....	9	66	7.3	49	0
Arizona.....	16	-24	-1.5	6	0
Washington State.....	4	-15	-3.8	5	0
Utah.....	7	-2	-0.3	9	0
California.....	10	53	5.3	18	0

## LAVISKA SHENAU

	Att	Yds	Avg.	Long	TD
Colorado State.....	1	5	5.0	5	0
Nebraska.....	2	5	2.5	3	1
New Hampshire.....	0	0	0.0	0	0
UCLA.....	5	18	3.6	8	1
Arizona State.....	5	13	2.6	7	2
USC.....	2	46	23.0	49t	1
Washington.....	-----	-----	-----	-----	-----
Oregon State.....	-----	-----	-----	-----	-----
Arizona.....	-----	-----	-----	-----	-----
Washington State.....	1	18	18.0	18	0
Utah.....	1	0	0.0	0	0
California.....	0	10	...	10	0

## PASSING

## STEVE MONTEZ

	A-C-I	Yds	Long	TD	Rating
Colorado State.....	25-22-1	338	89t	4	246.8
Nebraska.....	50-33-0	351	40t	3	144.8
New Hampshire.....	19-14-1	166	53	1	153.9
UCLA.....	26-22-0	237	57t	1	173.9
Arizona State.....	33-24-0	328	51	2	176.2
USC.....	47-26-1	170	24	0	81.4
Washington.....	28-17-1	144	37t	1	108.6
Oregon State.....	39-24-0	319	47	2	147.2
Arizona.....	42-27-1	343	57t	3	151.7
Washington State.....	35-20-0	199	27	0	104.9
Utah.....	22-13-1	84	19	0	82.1
California.....	33-16-3	170	26	2	93.6

## TYLER LYTLE

	A-C-I	Yds	Long	TD	Rating
Colorado State.....	0-0-0	0	0	0	0.0
Nebraska.....	-----	-----	-----	-----	-----
New Hampshire.....	0-0-0	0	0	0	0.0
UCLA.....	0-0-0	0	0	0	0.0
Arizona State.....	-----	-----	-----	-----	-----
USC.....	-----	-----	-----	-----	-----
Washington.....	-----	-----	-----	-----	-----
Oregon State.....	-----	-----	-----	-----	-----
Arizona.....	-----	-----	-----	-----	-----
Washington State.....	-----	-----	-----	-----	-----
Utah.....	5-4-1	55	33	0	132.4
California.....	-----	-----	-----	-----	-----

## SAM NOYER

	A-C-I	Yds	Long	TD	Rating
Colorado State.....	0-0-0	0	0	0	0.0
Nebraska.....	-----	-----	-----	-----	-----
New Hampshire.....	5-3-1	14	7	0	43.5
UCLA.....	-----	-----	-----	-----	-----
Arizona State.....	-----	-----	-----	-----	-----
USC.....	-----	-----	-----	-----	-----
Washington.....	-----	-----	-----	-----	-----
Oregon State.....	-----	-----	-----	-----	-----
Arizona.....	0-0-0	0	0	0	0.0
Washington State.....	3-1-1	23	23	0	31.1
Utah.....	6-4-0	23	11	0	98.9
California.....	-----	-----	-----	-----	-----

## RECEIVING

## DANIEL ARIAS

	No	Yds	Avg.	Long	TD
Colorado State.....	0	0	0.0	0	0
Nebraska.....	0	0	0.0	0	0
New Hampshire.....	0	0	0.0	0	0
UCLA.....	0	0	0.0	0	0
Arizona State.....	0	0	0.0	0	0
USC.....	0	0	0.0	0	0
Washington.....	1	37	37.0	37t	1
Oregon State.....	0	0	0.0	0	0
Arizona.....	0	0	0.0	0	0
Washington State.....	0	0	0.0	0	0
Utah.....	0	0	0.0	0	0
California.....	0	0	0.0	0	0

## MAURICE BELL

	No	Yds	Avg.	Long	TD
Colorado State.....	0	0	0.0	0	0
Nebraska.....	-----	-----	-----	-----	-----
New Hampshire.....	0	0	0.0	0	0
UCLA.....	-----	-----	-----	-----	-----
Arizona State.....	-----	-----	-----	-----	-----
USC.....	-----	-----	-----	-----	-----
Washington.....	-----	-----	-----	-----	-----
Oregon State.....	0	0	0.0	0	0
Arizona.....	-----	-----	-----	-----	-----
Washington State.....	-----	-----	-----	-----	-----
Utah.....	-----	-----	-----	-----	-----
California.....	-----	-----	-----	-----	-----

## BEAU BISHARAT

	No	Yds	Avg.	Long	TD
Colorado State.....	1	4	4.0	4t	1
Nebraska.....	0	0	0.0	0	0
New Hampshire.....	0	0	0.0	0	0
UCLA.....	0	0	0.0	0	0
Arizona State.....	0	0	0.0	0	0
USC.....	0	0	0.0	0	0
Washington.....	0	0	0.0	0	0
Oregon State.....	0	0	0.0	0	0
Arizona.....	0	0	0.0	0	0
Washington State.....	-----	-----	-----	-----	-----
Utah.....	-----	-----	-----	-----	-----
California.....	0	0	0.0	0	0

## CHRIS BOUNDS

	No	Yds	Avg.	Long	TD
Colorado State.....	0	0	0.0	0	0
Nebraska.....	0	0	0.0	0	0
New Hampshire.....	0	0	0.0	0	0
UCLA.....	0	0	0.0	0	0
Arizona State.....	0	0	0.0	0	0
USC.....	0	0	0.0	0	0
Washington.....	1	15	15.0	15	0
Oregon State.....	-----	-----	-----	-----	-----
Arizona.....	-----	-----	-----	-----	-----
Washington State.....	-----	-----	-----	-----	-----
Utah.....	-----	-----	-----	-----	-----
California.....	-----	-----	-----	-----	-----

## TONY BROWN

	No	Yds	Avg.	Long	TD
Colorado State.....	1	-6	-6.0	-6	0
Nebraska.....	2	28	14.0	17	0
New Hampshire.....	5	80	16.0	53	0
UCLA.....	6	77	12.8	53	0
Arizona State.....	4	55	13.8	39	0
USC.....	4	30	7.5	15	0
Washington.....	2	-3	-1.5	2	0
Oregon State.....	3	28	9.3	20	0
Arizona.....	3	37	12.3	20t	1
Washington State.....	1	7	7.0	7	0
Utah.....	0	0	0.0	0	0
California.....	1	0	0.0	0	0

## KABION ENTO

	No	Yds	Avg.	Long	TD
Colorado State.....	0	0	0.0	0	0
Nebraska.....	0	0	0.0	0	0
New Hampshire.....	1	3	3.0	3	0
UCLA.....	1	11	11.0	11	0
Arizona State.....	0	0	0.0	0	0
USC.....	0	0	0.0	0	0
Washington.....	0	0	0.0	0	0
Oregon State.....	0	0	0.0	0	0
Arizona.....	5	82	16.4	23	0
Washington State.....	2	29	14.5	23	0
Utah.....	2	10	5.0	7	0
California.....	1	26	26.0	26	0

## KYLE EVANS

	No	Yds	Avg.	Long	TD
Colorado State.....	0	0	0.0	0	0
Nebraska.....	1	0	9.0	9	0
New Hampshire.....	0	0	0.0	0	0
UCLA.....	1	31	31.0	31	0
Arizona State.....	0	0	0.0	0	0
USC.....	1	2	2.0	2	0
Washington.....	0	0	0.0	0	0
Oregon State.....	0	0	0.0	0	0
Arizona.....	2	21	10.5	17t	1
Washington State.....	0	0	0.0	0	0
Utah.....	0	0	0.0	0	0
California.....	0	0	0.0	0	0

## JAYLON JACKSON

	No	Yds	Avg.	Long	TD
UCLA.....	-----	-----	-----	-----	-----
Nebraska.....	-----	-----	-----	-----	-----
New Hampshire.....	-----	-----	-----	-----	-----
UCLA.....	-----	-----	-----	-----	-----
Arizona State.....	-----	-----	-----	-----	-----
USC.....	2	19	9.5	14	0
Washington.....	-----	-----	-----	-----	-----
Oregon State.....	-----	-----	-----	-----	-----
Arizona.....	6	25	4.2	7	0
Washington State.....	0	0	0.0	0	0
Utah.....	-----	-----	-----	-----	-----
California.....	-----	-----	-----	-----	-----

## TRAVON McMillian

	No	Yds	Avg.	Long	TD
Colorado State.....	0	0	0.0	0	0
Nebraska.....	2	5	2.5	9	0
New Hampshire.....	0	0	0.0	0	0
UCLA.....	1	1	1.0	1	0
Arizona State.....	0	0	0.0	0	0
USC.....	2	7	3.5	6	0
Washington.....	2	12	6.0	12	0
Oregon State.....	0	0	0.0	0	0
Arizona.....	2	68	34.0	57t	1
Washington State.....	1	6	6.0	6	0
Utah.....	2	7	3.5	8	0
California.....	2	12	6.0	11	0



## GAME-BY-GAME INDIVIDUAL CHARTS / DEFENSE

## DEFENSIVE

## DELRIK ABRAMS, CB

Plays	UT,AT-TT	TFL	PD	3Ds	Other
Colorado State.....	68 6,2-8	1-2	1	1	.....
Nebraska.....	70 6,3-9	0-0	0	0	QH/FF
New Hampshire.....	28 4,0-4	0-0	3	1	.....
UCLA.....	33 2,1-3	0-0	0	0	.....
Arizona State.....	57 3,1-4	0-0	1	1	4DS
USC.....	54 2,0-2	0-0	0	0	TZ/QH
Washington.....	-----	INJ	-----	-----	-----
Oregon State.....	32 5,0-5	0-0	0	1	.....
Arizona.....	43 5,0-5	0-0	1	1	.....
Washington State.....	90 2,1-3	0-0	2	1	QBH
Utah.....	-----	INJ	-----	-----	-----
California.....	3 1,0-1	0-0	0	0	.....

## ISRAEL ANTWINE, DE

Plays	UT,AT-TT	TFL	PD	3Ds	Other
Colorado State.....	38 1,0-1	1-1	0	1	.....
Nebraska.....	50 0,1-1	0-0	0	0	.....
New Hampshire.....	23 0,2-2	0-0	0	0	.....
UCLA.....	35 1,0-1	0-0	0	0	QBH
Arizona State.....	38 0,1-1	0-0	0	0	.....
USC.....	30 0,1-1	0-0	0	0	.....
Washington.....	47 0,1-1	0-0	0	0	3-QBH
Oregon State.....	53 1,0-1	0-0	0	0	2-QBH
Arizona.....	38 0,0-0	0-0	0	0	2-QBH
Washington State.....	21 1,0-1	0-0	0	0	.....
Utah.....	42 2,1-3	0-0	0	1	QBH
California.....	42 3,0-3	2-4	0	0	TZ

## MEHKI BLACKMON, CB

Plays	UT,AT-TT	TFL	PD	3Ds	Other
Colorado State.....	4 0,0-0	0-0	0	0	.....
Nebraska.....	-----	ST ONLY	-----	-----	-----
New Hampshire.....	5 0,0-0	0-0	1	0	.....
UCLA.....	-----	ST ONLY	-----	-----	-----
Arizona State.....	-----	DNP	-----	-----	-----
USC.....	-----	DNP	-----	-----	-----
Washington.....	-----	DNP	-----	-----	-----
Oregon State.....	-----	DNP	-----	-----	-----
Arizona.....	70 4,0-4	0-0	0	0	.....
Washington State.....	30 1,1-2	0-0	1	1	.....
Utah.....	1 0,0-0	0-0	0	0	.....
California.....	62 3,0-3	0-0	1	1	.....

## RONNIE BLACKMON, CB

Plays	UT,AT-TT	TFL	PD	3Ds	Other
Colorado State.....	17 1,0-1	0-0	1	0	.....
Nebraska.....	12 1,0-1	0-0	0	0	.....
New Hampshire.....	14 0,1-1	0-0	0	1	.....
UCLA.....	27 0,0-0	0-0	0	1	QBH
Arizona State.....	4 0,0-0	0-0	0	0	.....
USC.....	10 0,1-1	0-0	0	0	.....
Washington.....	-----	ST ONLY	-----	-----	-----
Oregon State.....	5 0,0-0	0-0	0	0	.....
Arizona.....	-----	ST ONLY	-----	-----	-----
Washington State.....	1 0,0-0	0-0	0	0	.....
Utah.....	-----	ST ONLY	-----	-----	-----
California.....	5 0,1-1	0-0	0	0	.....

## JACOB CALLIER, OLB

Plays	UT,AT-TT	TFL	PD	3Ds	Other
Colorado State.....	23 1,1-2	0-0	0	1	2-QBH
Nebraska.....	13 1,0-1	0-0	0	0	.....
New Hampshire.....	19 2,0-2	1-9	0	1	QBS
UCLA.....	25 1,0-1	0-0	0	0	QBH
Arizona State.....	-----	INJ	-----	-----	-----
USC.....	-----	INJ	-----	-----	-----
Washington.....	-----	INJ	-----	-----	-----
Oregon State.....	-----	INJ	-----	-----	-----
Arizona.....	-----	INJ	-----	-----	-----
Washington State.....	-----	INJ	-----	-----	-----
Utah.....	-----	INJ	-----	-----	-----
California.....	-----	INJ	-----	-----	-----

## JAVIER EDWARDS, DT

Plays	UT,AT-TT	TFL	PD	3Ds	Other
Colorado State.....	35 1,0-1	0-0	0	0	QBH
Nebraska.....	53 4,2-6	0-0	0	0	.....
New Hampshire.....	17 4,0-4	1-6	0	0	QBS
UCLA.....	28 3,1-4	1-2	0	0	QBH
Arizona State.....	39 1,2-3	0-0	0	0	2-TZ
USC.....	46 2,1-3	0-0	0	0	.....
Washington.....	47 2,1-3	0-0	0	0	2-TZ
Oregon State.....	45 2,0-2	0-0	0	0	TZ
Arizona.....	55 0,0-0	0-0	0	0	QBH
Washington State.....	49 0,0-0	0-0	0	0	.....
Utah.....	54 1,2-3	0-0	0	0	.....
California.....	42 5,2-7	1-2	0	2	QCD

## NU'UMOTU FALO, OLB

Plays	UT,AT-TT	TFL	PD	3Ds	Other
Colorado State.....	22 0,1-1	0-0	0	1	QBH
Nebraska.....	-----	ST ONLY	-----	-----	-----
New Hampshire.....	8 1,0-1	0-0	0	0	.....
UCLA.....	1 0,0-0	0-0	0	0	.....
Arizona State.....	3 0,0-0	0-0	0	0	.....
USC.....	-----	ST ONLY	-----	-----	-----
Washington.....	1 0,0-0	0-0	0	0	.....
Oregon State.....	-----	ST ONLY	-----	-----	-----
Arizona.....	1 0,0-0	0-0	0	0	.....
Washington State.....	-----	ST ONLY	-----	-----	-----
Utah.....	2 1,0-1	1-3	0	0	.....
California.....	3 1,0-1	0-0	0	0	.....

## NICK FISHER, CB

Plays	UT,AT-TT	TFL	PD	3Ds	Other
Colorado State.....	57 2,2-4	0-0	0	0	.....
Nebraska.....	83 5,0-5	0-0	0	0	TZ
New Hampshire.....	63 2,0-2	0-0	0	1	.....
UCLA.....	63 7,0-7	0-0	0	3	QBH
Arizona State.....	57 1,1-2	0-0	0	0	.....
USC.....	61 3,1-4	0-0	0	0	TZ
Washington.....	65 2,0-2	0-0	0	0	INT
Oregon State.....	100 2,1-3	0-0	0	0	.....
Arizona.....	70 1,1-2	0-0	0	0	.....
Washington State.....	94 7,0-7	0-0	1	0	.....
Utah.....	69 1,1-2	0-0	1	0	.....
California.....	63 4,1-5	0-0	0	1	.....

## JASE FRANKE, DE/DT

Plays	UT,AT-TT	TFL	PD	3Ds	Other
Colorado State.....	24 3,1-4	1-3	0	2	QBS
Nebraska.....	14 0,0-0	0-0	0	0	.....
New Hampshire.....	37 3,1-4	1-3	1	0	2-TZ
UCLA.....	17 0,0-0	0-0	0	0	.....
Arizona State.....	13 3,1-4	1-3	0	1	QBS
USC.....	2 0,0-0	0-0	0	0	.....
Washington.....	-----	INJ	-----	-----	-----
Oregon State.....	-----	INJ	-----	-----	-----
Arizona.....	-----	INJ	-----	-----	-----
Washington State.....	-----	INJ	-----	-----	-----
Utah.....	-----	INJ	-----	-----	-----
California.....	-----	INJ	-----	-----	-----

## RICK GAMBOA, ILB

Plays	UT,AT-TT	TFL	PD	3Ds	Other
Colorado State.....	62 3,4-7	0-0	0	0	QCD
Nebraska.....	83 5,8-13	0-0	0	1	FF/TZ
New Hampshire.....	41 3,1-4	0-0	0	3	INT
UCLA.....	60 3,3-6	0-0	2	0	.....
Arizona State.....	57 1,5-6	0-0	0	0	TZ
USC.....	61 3,5-8	0-0	0	1	.....
Washington.....	65 2,2-4	0-0	0	1	TZ
Oregon State.....	100 4,5-9	0-0	1	1	.....
Arizona.....	70 5,4-9	0-0	0	0	FF/TZ
Washington State.....	90 6,7-13	0-0	0	0	TZ
Utah.....	70 4,6-10	1-2	1	1	2-TZ
California.....	65 4,3-7	0-0	0	1	.....

## MUSTAFA JOHNSON, DE

Plays	UT,AT-TT	TFL	PD	3Ds	Other
Colorado State.....	58 6,0-6	2-5	1	2	2 QBS/CI
Nebraska.....	56 7,3-10	3-15	0	2	2 QBS/FR
New Hampshire.....	25 6,1-7	2-6	0	0	QBS/H
UCLA.....	39 3,1-4	1-2	0	0	QBH
Arizona State.....	46 8,2-10	3-11	0	1	QBS
USC.....	56 5,2-7	2-18	0	1	QBS
Washington.....	57 1,2-3	0-0	0	0	.....
Oregon State.....	79 8,1-9	2-6	0	2	2-QBS
Arizona.....	59 0,2-2	0-0	0	0	2-QBH
Washington State.....	79 2,2-4	0-0	0	0	5-QBH
Utah.....	63 3,1-4	2-4	0	0	.....
California.....	56 4,3-7	1-1	0	2	QBS/H

## NATE LANDMAN, ILB

Plays	UT,AT-TT	TFL	PD	3Ds	Other
Colorado State.....	53 4,10-14	1-1	1	2	INT/TZ
Nebraska.....	74 7,7-14	2-2	0	3	INT/FF
New Hampshire.....	36 4,2-6	3-9	0	0	QBS
UCLA.....	39 4,5-9	0-0	0	0	.....
Arizona State.....	24 1,4-5	0-0	0	0	.....
USC.....	50 5,6-11	1-1	0	0	QBH
Washington.....	58 6,6-12	1-4	0	0	FF/TZ
Oregon State.....	82 10,3-13	4-24	1	1	2-QBS
Arizona.....	60 6,4-10	0-0	0	0	FR/TZ
Washington State.....	24 1,2-3	0-0	0	0	TZ
Utah.....	68 11,8-19	1-6	0	2	2-TZ
California.....	51 3,4-7	0-0	3	2	2-TZ

## TERRANCE LANG, DE

Plays	UT,AT-TT	TFL	PD	3Ds	Other
Colorado State.....	22 1,0-1	0-0	0	2	QBH
Nebraska.....	19 1,0-1	0-0	1	0	CI
New Hampshire.....	32 0,1-1	0-0	0	0	QBH
UCLA.....	22 0,0-0	0-0	0	0	QBH
Arizona State.....	10 1,0-1	0-0	0	0	.....
USC.....	8 2,1-3	0-0	0	1	.....
Washington.....	-----	DNP	-----	-----	-----
Oregon State.....	49 3,0-3	1-5	1	0	QBS
Arizona.....	31 1,0-1	1-2	0	1	.....
Washington State.....	47 0,0-0	0-0	0	0	2-QBH
Utah.....	6 0,0-0	0-0	0	0	.....
California.....	17 0,0-0	0-0	1	2	QBH

## DREW LEWIS, OLB/ILB

Plays	UT,AT-TT	TFL	PD	3Ds	Other
Colorado State.....	49 0,2-2	0-0	2	0	.....
Nebraska.....	68 5,2-7	1-1	0	1	2-QBH
New Hampshire.....	50 2,0-2	0-0	0	1	QBH
UCLA.....	49 7,1-8	3-18	1	3	QBH
Arizona State.....	49 5,2-7	0-0	0	1	2-TZ
USC.....	43 1,0-1	0-0	0	0	INT
Washington.....	48 2,0-2	0-0	0	0	.....
Oregon State.....	94 3,0-3	0-0	0	0	.....
Arizona.....	64 8,2-10	1-7	0	0	TZ/QH
Washington State.....	81 6,11-17	0-0	1	1	.....
Utah.....	20 1,0-1	0-0	0	0	.....
California.....	36 6,0-6	1-1	0	2	.....

## AARON MADDOX, S

Plays	UT,AT-TT	TFL	PD	3Ds	Other
Colorado State.....	12 1,0-1	0-0	0	0	.....
Nebraska.....	-----	ST ONLY	-----	-----	-----
New Hampshire.....	9 1,0-1	0-0	0	0	.....
UCLA.....	-----	ST ONLY	-----	-----	-----
Arizona State.....	-----	ST ONLY	-----	-----	-----
USC.....	-----	ST ONLY	-----	-----	-----
Washington.....	-----	ST ONLY	-----	-----	-----
Oregon State.....	4 0,0-0	0-0	0	0	.....
Arizona.....	8 1,0-1	0-0	0	1	QBH
Washington State.....	55 11,1-12	1-1	0	1	TZ
Utah.....	11 0,0-0	0-0	0	0	.....
California.....	9 0,0-0	0-0	0	0	.....

## CHRIS MULUMBA, DE

Plays	UT,AT-TT	TFL	PD	3Ds	Other
Colorado State.....	9 3,1-4	1-7	0	1	QBS
Nebraska.....	28 3,0-3	0-0	0	0	.....
New Hampshire.....	12 0,0-0	0-0	0	0	.....
UCLA.....	15 3,0-3	0-0	0	0	.....
Arizona State.....	11 0,1-1	0-0	0	0	.....
USC.....	16 2,0-2	0-0	0	0	.....
Washington.....	26 1,0-1	0-0	0	0	.....
Oregon State.....	26 0,2-2	0-0	0	0	.....
Arizona.....	22 1,0-1	0-0	0	0	TZ
Washington State.....	56 2,1-3	0-0	0	0	.....
Utah.....	30 0,2-2	0-0	0	0	.....
California.....	17 1,1-2	0-0	0	1	TZ/H

## DERRION RAKESTRAW, S

	Plays	UT,AT-T	TFL	PD	3Ds	Other
Colorado State .....	11	1,0-1	1-7	1	1	.....
Nebraska .....	1	0,0-0	0-0	0	0	.....
New Hampshire.....	7	0,0-0	0-0	0	0	.....
UCLA .....			ST ONLY			
Arizona State .....			ST ONLY			
USC .....			ST ONLY			
Washington .....			ST ONLY			
Oregon State .....	33	1,1-2	0-0	0	1	QBH
Arizona .....	64	6,1-7	0-0	0	1	INT/TZ
Washington State..	94	2,2-4	0-0	1	1	
Utah .....	52	4,1-5	0-0	0	0	QBH
California .....			ST ONLY			

DRIVE ENGINEERING		Drives										Points		Pts./		Quarterback		**Directing Offense			
Quarterback	Started	TD	FG	FGA	PNT	DWN	TRN	SAF	CLK	RPL	Yielded	Drive	Drive Efficiency*		Plays	Yards	Avg.	3 & Out			
STEVEN MONTEZ.....	143	39	10	5	59	10	13	0	6	1	301	2.10	34.3%	39.4%	787	4393	5.58	44			
SAM NOYER .....	10	1	1	0	5	1	2	0	0	0	10	1.00	20.0%	20.0%	52	231	4.44	4			
TYLER LYTLE.....	5	0	0	0	0	2	2	0	2	0	0	0.00	0.0%	0.0%	20	110	5.50	1			
COLORADO .....	158	40	11	5	64	13	17	0	8	(1)	311	1.97	32.3%	37.3%	859	4734	5.51	49			
OPPONENTS.....	160	35	19	4	66	10	14	0	12	(0)	299	1.87	33.8%	39.2%	859	4580	5.33	40			

Lytle's drives ended by count exceeds number started due to replacing Montez on a fourth quarter drive versus Utah.

\*—second number is the percentage the QB has put his team in position to score, allowing for missed field goals, minus drives ended by the clock and if replaced.

\*\*—excludes kneel-downs, spiked passes and fake/muffed punt plays when not actually directing offense: Montez 7-(-12), Noyer 0-(0), Lytle 6-(-11); Opponents 12-(-14).

KICKOFF ANALYSIS															No.		Opp.		OSY		ASY		YARDAGE SUMMARY						
Kicker	Total	Ret.	Yards	(Avg.)	FC	MF	NA	TB	(EZ+)	In20/25	OB	OnS	SQB	OSY	Ret.	ASY	Ret.	Team	Plays	20+	10+	5+	1-4	0	Neg.				
D. PRICE.....	60	22	4160	69.3	4	0	0	34	(19)	8 / 13	0	(2)	(3)	1462	0	24	476	0	Colorado .....	872	56	161	325	238	191	118			
OPPONENTS.....	67	24	4669	69.7	1	0	0	41	(37)	7 / 11	1	(0)	(0)	1663	0	25	603	0	Opponent ....	871	46	177	345	214	221	91			

ONSIDE KICKS: Colorado 1-2, Opponents 0-0. KICKOFF KEY: MF—muffed; FC—fair catch; NA—no attempt at a return; EZ+—through or over end zone; OSY—Opponent Starting Yardline;

ASY—Average Starting Yardline; Ret—averages using returned kicks only. Onsides (OnS), short squibs (SQB) and free kicks are omitted in figuring the above; out-of-bounds are not;

returns may not add to team totals due to those credited on on-side kicks; free kicks following safeties NOT included. FREE KICKS (Punt Style): Colorado 0, Opponents 0.

FIRST DOWN TENDENCIES		Rushing			*Passing			OVERALL			Times Gained					Miscellaneous					Second Half		
	Plays	Yards	Avg.	Plays	Yards	Avg.	Plays	Yards	Avg.	20+	10+	5+	2-	0	Neg.	TD	QBS	TO	FD	2-&10+	Att.	Yards	Avg.
COLORADO .....	207	951	4.6	164	1021	6.2	<b>371</b>	<b>1972</b>	<b>5.32</b>	20	60	130	168	58	51	13	11	3	57	103	177	910	5.1
Opponents .....	223	955	4.3	151	1080	7.2	<b>374</b>	<b>2035</b>	<b>5.44</b>	18	67	151	177	79	36	13	11	5	67	111	175	1093	6.2

\*—kept like the NFL in that quarterback sacks are deducted from passing to present the accurate picture.

YARDS GAINED ANALYSIS												[ Third down plays replayed due to penalty but yards awarded: Colorado 0, Opponents 1.]													
Team	1st Down			2nd Down			3rd Down			4th Down			Season			*By Quarter				Opp. Territory			Breakdown		
	Att.	Yards	Avg.	Att.	Yards	Avg.	Att.	Yards	Avg.	Att.	Yards	Avg.	Att.	Yards	Avg.	1st	2nd	3rd	4th	Att.	Yards	Avg.	+	0	-
COLORADO .....	371	1972	5.3	295	1621	5.5	183	1030	5.6	23	88	3.8	872	4711	5.40	1086	1140	1430	1037	355	1576	4.4	563	191	118
Opponents .....	374	2035	5.4	287	1597	5.6	188	827	4.4	22	104	4.7	871	4563	5.24	1085	1250	1288	910	360	1689	4.7	559	221	110
* —Overtime Yards: Colorado 18, Opponent 30. Drives In Opponent Territory (minus those with 50+ scores): Colorado 85/153 (55.6%, 18.5 yards per drive); Opponent 77/156 (49.4%, 21.9 ypd)																									

\*—Overtime Yards: Colorado 18, Opponent 30. Drives In Opponent Territory (minus those with 50+scores): Colorado 85/153 (55.6%, 18.5 yards per drive); Opponent 77/156 (49.4%, 21.9 ypd)

THIRD DOWN EFFICIENCY ANALYSIS														[4th-&1: Colorado 0-2 (0-2 rush, 0-0 pass), Opponents 3-3 (1-1 rush, 2-2 pass)]						
Team	3rd Down and.....													Second			TOTAL	PCT		
	1	2	3	4	5	6	7	8	9	10	11-14	15-19	20+	RUSH	PASS	QBS			Half/OT	
COLORADO .....	11-16	5- 7	3- 9	10-17	6-16	7-16	5-16	6-22	2- 5	2-15	5-24	4-16	0- 4	28-65	38-118	12	37-103	66-183	36.1	
Opponents .....	16-19	4-11	4- 7	8-19	5-14	7-20	5-12	4-17	3-11	6-25	3-13	3-15	0- 4	34-67	34-120	12	29-88	68-187	36.4	
AVERAGE YARDS TO GO: Colorado 7.8 (183/1422); Opponents 7.6 (187/1416).														SECOND DOWN EFFICIENCY: Colorado 100-295 (33.9%; 1-4 yds: 39-63); Opponent 82-287 (28.6; 1-4 yds: 36-63)						

AVERAGE YARDS TO GO: Colorado 7.8 (183/1422); Opponents 7.6 (187/1416). SECOND DOWN EFFICIENCY: Colorado 100-295 (33.9%; 1-4 yds: 39-63); Opponent 82-287 (28.6; 1-4 yds: 36-63).

TURNOVER ANALYSIS																											
Team	Opp/CU		(TD,FG)	Pct.(Pts.)	Own Territory						Opponent Territory						=	Total (TD*)	By Quarter					Last 2 Min./OT**			
	TO	PTS			EZ/G-10	11-20	21-30	31-40	41-50	49-40	39-30	29-20	19-10	9-6/EZ	1st	2nd			3rd	4th	OT	1st-H	2nd-H				
COLORADO .....	19	68	(8,4)	20.8 (327)	1	2	1	7	0	0	3	1	1	3	=	19 (4)	5	5	3	6	0	1	(0)	0	(0)		
Opponents .....	15	45	(6,1)	13.8 (325)	1	1	2	3	2	2	2	0	1	1	=	15 (2)	6	4	0	5	0	1	(0)	0	(0)		
<b>First Play After Gaining TO:</b> Colorado 12-83, 6.9 avg., 23 long, 0 TD (4-9 rush/8-8-0, 74, pass; 1 def, penalty), 2 Ret, TD; Opponent: 15-89, 5.9 avg., 61 long, 0 TD (12-13 rush/3-3-0, 76 pass), 4 Ret TD.																											
*—interception or fumble returns for a touchdown; **—number in parenthesis is number of turnovers in last 2-minutes while team is protecting lead or trying to tie or go ahead.																											

First Play After Gaining TO: Colorado 12-83, 6.9 avg., 23 long, 0 TD (4-9 rush/8-8-0, 74, pass; 1 def, penalty), 2 Ret, TD; Opponent: 15-89, 5.9 avg., 61 long, 0 TD (12-13 rush/3-3-0, 76 pass), 4 Ret TD.

\*—interception or fumble returns for a touchdown; \*\*—number in parenthesis is number of turnovers in last 2-minutes while team is protecting lead or trying to tie or go ahead.

YARDS LOST DUE TO PENALTIES			GOAL-TO-GO SITUATIONS														
	Colorado	Opponent	Summary-----									GTG Plays-----			1-Yard Line		
Times Penalized After Offensive Gain.....	13	9	Team	Total	TD	FG	FGA	TO	DWN	CLK	RKC	Plays	TDs	Pct.	Plays	TDs	
Yards Lost Due To Penalties.....	145	90	COLORADO.....	20	15	4	0	0	1	0	(0)	47	15	31.9	5	4	
Touchdowns Cost (Field Goals Cost).....	0 (0)	2 (0)	OPPONENTS.....	19	16	2	0	0	1	0	(0)	44	16	36.4	6	5	
First Downs Lost.....	9	5															

EXPANDED PUNTING												Inside Own 25-----					Opp. Territory			Adjusted 50 & Out		
Player	Punts	Yards	Avg.	Spot	Ret.	Yards	Return	Long	Pct. Not	Net	Avg.	In20/15/10/5	TB	FC	60+	No.	Yds.	Avg.	No.-Yds (In20)	No.	Yds.	Avg.
ALEX KINNEY .....	16	670	<b>41.88</b>	C33	7	15	2.1	3	56.3	<b>40.94</b>	7 / 5 / 1 / 1	0	5	0	5	197	<b>39.4</b>	2-75	(2)	14	595	<b>42.5</b>
DAVIS PRICE .....	48	1842	<b>38.38</b>	C38	12	74	6.2	32	75.0	<b>36.93</b>	20 / 10 / 3 / 1	0	24	0	5	221	<b>44.2</b>	9-284	(8)	39	1558	<b>39.9</b>

Downed At The 1-Yardline: Kinney 1. Average Spot—yardline where punts average from: Kinney 16/530; Price 48/1811. Left-footed punts: none.

AVERAGE STARTING FIELD POSITION		Colorado	Opponent	FIRST DOWNS EARNED							FUMBLES	
Drives Started .....		158	160	Player	Rush	Pass	Rec.	—	Total	(3/4)	Player	No-Lost
Cumulative Starting Yardlines .....		4605	4598	STEVEN MONTEZ .....	22	125	0	—	147	(51)	FONTENOT	1-0
Average Field Position.....		C29	O29	LAVISKA SHENAULT .....	7	0	43	—	50	(24)	LEE	1-0
Drives Started In Plus Territory .....		14	18	TRAVON McMILLIAN.....	43	0	4	—	47	(6)	NOYER	1-0
Scores/TD,FG.....		7/5,2	10/4,6	K.D. NIXON .....	0	0	28	—	28	(5)	D. PRICE	1-0
FGA/Punts/Downs/Clock.....		1/2/2/0	1/0/1/2	JUWANN WINFREE.....	0	0	17	—	17	(7)	CENTER EX.	1-0
Turnovers/Ran Out Clock.....		2/0	2/2	KYLE EVANS .....	12	0	2	—	14	(6)	MONTEZ	3-0
Points.....		41	46	TONY BROWN .....	0	0	12	—	12	(2)	T. LYTLE	1-1
Drives Started Inside/At Own 20.....		37 (30/7)	46 (39/7)	JAY MacINTYRE .....	0	1	9	—	10	(4)	SHENAULT	1-1
Points Scored (TD/FG) .....		63 (9/0)	65 (8/3)	KABION ENTO.....	0	0	8	—	8	(2)	McMILLIAN	2-1

SCORING PERCENTAGE INSIDE-THE-20 (Red Zone)														
	Colorado	Opponent												
Times Penetrated Opponent 20 .....	35	38												
Total Scores .....	30	35												
Touchdowns (Rush/Pass).....	23 (18/5)	22 (11/11)												
Field Goals-Attempts .....	7-8	13-14												
Turnovers/Downs/Punts/Clock.....	3/1/0/0	1/1/0/0												
Scores From Outside The RZ/TD,FG.....	19/15.4	19/13.6												
Scoring Percentage (TD Pct.).....	85.7 (65.7)	92.1 (57.9)												
Total Red Zone Plays/Yards (Avg.).....	98/292 (3.0)	100/307 (3.1)												
Third Down Efficiency.....	13-24/54.2	9-24/37.5												
Fourth Down Efficiency.....	2-4/50.0	3-4/75.0												

\*Ran Out Clock Not Trying To Score .....

(\*—not included in total counts or plays above; the 20 IS NOT in the Red Zone)

MISCELLANEOUS	Colorado	Opponent
Points Scored Last 2 Minutes (Total/1st, 2nd)	26/17,9	28/25,3