



STANFORD FOOTBALL

@STANFORDFBALL
 @STANFORDFOOTBALL
 CONTACT: Scott Swegan | 419.575.9148 | swegans@stanford.edu



Colorado Buffaloes

Record	3-6 (1-5 Pac-12)
Ranking (AP/Coaches).....	NR/NR
Head Coach.....	Mel Tucker
Career Record	3-6 (1st)
Record at Colorado	same
Location	Boulder, Colorado
Founded	1876
Enrollment	33,246
Colors	Silver, Gold and Black



Stanford Cardinal

Record	4-4 (3-3 Pac-12)
Ranking (AP/Coaches).....	NR/NR
Head Coach.....	David Shaw
Career Record	86-30 (9th)
Record at Stanford	same
Location	Stanford, California
Founded	1891
Enrollment	16,384 (6,994 undergraduate)
Colors	Cardinal and White

GAMEDAY INFORMATION

KICKOFF Saturday, Nov. 9, 2019 (Noon PT/1 p.m. MT)
 LOCATION..... Boulder, Colorado
 STADIUM..... Folsom Field (50,183)
 TELEVISION..... Pac-12 Network
 Guy Haberman (PxP), Anthony Herron (analyst), Jill Savage (sideline)

LOCAL RADIO Cardinal Sports Network • KNBR 1050 AM
 Scott Reiss '93 (PxP), Todd Husak '00 (analyst)
 STUDENT RADIO..... KZSU 90.1 FM
 Drake Huogo (PxP), Marco Merola (analyst)

THE OPENING KICKOFF

- Stanford begins its November slate with back-to-back road games at Colorado and Washington State. First up is a trip to Boulder to face the Buffaloes.
- Entering a crucial month and needing two wins to reach bowl eligibility for the 11th straight season, Stanford's late-season success under David Shaw cannot go unnoticed - the Cardinal is 25-7 under Shaw in the month of November.
- The Cardinal has gone to 10 straight bowl games, the longest streak in school history and the longest active streak in the Pac-12.
- Stanford is the winningest Pac-12 program of the decade. The Cardinal has won 98 games since the start of the 2010 season, tied for the sixth-most in college football. Just five programs have reached 100 wins this decade.
- Bradford M. Freeman Director of Football David Shaw is in his ninth season as Stanford's head coach. His 86 wins make him the winningest coach in program history.
- Sixteen Cardinal have made their first career starts through eight games.

- Counting punter Ryan Sanborn, seven true freshmen have started a game for the Cardinal this season, tied with UMass for second-most in the country. The Cardinal has started four true freshmen on the offensive line, most in the country, while the true freshmen have combined to make 23 starts so far this year.
- Fifteen true freshmen have appeared in a game already this season for Stanford.
- A total of 35 Cardinal players have started at least one game this season.
- After a 41-31 win over Arizona, Stanford is now 31-0 under David Shaw when scoring 40-or-more points.
- Stanford is 75-7 when leading at halftime under David Shaw and has won 59 of its last 62 games when leading after three quarters.
- Stanford is 53-10 (.841) inside Stanford Stadium since the start of the 2010 season.
- Stanford is 17-0 at home under David Shaw in nonconference games. The Cardinal has won its past 22 home nonconference games, with the last loss coming in 2007 against Notre Dame.

SCHEDULE

OVERALL 4-4
 HOME 3-2 | AWAY 1-2 | NEUTRAL 0-0
 PAC-12 3-3
 HOME 2-2 | AWAY 1-1 | NEUTRAL 0-0

N	NORTHWESTERN (FOX)	W
1 PM PT • AUG. 31		17-7
SC	AT USC (ESPN)	L
7:30 PM PT • SEPT. 7		20-45
UCF	AT #17/16 UCF (ESPN)	L
12:30 PM PT • SEPT. 14		27-45
O	#16/17 OREGON (ESPN)	L
4 PM PT • SEPT. 21		6-21
	AT OREGON STATE (P12N)	W
4 PM PT • SEPT. 28		31-28
W	#15/16 WASHINGTON (ESPN)	W
7:30 PM PT • OCT. 5		23-13
Ucla	UCLA (ESPN)	L
6 PM PT • OCT. 17		16-34
A	ARIZONA (P12N)	W
12:30 PM PT • OCT. 26		41-31
	AT COLORADO (P12N)	
NOON PT • NOV. 9 • BOULDER, COLO.		
	AT WASHINGTON STATE (TBA)	
1:30 or 4:30 PM PT • NOV. 16 • PULLMAN, WASH.		
Cal	CALIFORNIA (TBA)	
TBA • NOV. 23 • STANFORD STADIUM		
ND	NOTRE DAME (TBA)	
TBA • NOV. 30 • STANFORD STADIUM		
	VS PAC-12 CHAMPIONSHIP (ABC)	
5 PM PT • DEC. 6 • LEVI'S STADIUM		

WHAT'S INSIDE

Game Information/Coverage.....	1
Media Information/Schedule	2
Game Notes.....	3-7
2019 Standings/Opponents' Schedules.....	8
David Shaw/Coaching Staff.....	9-10
Rosters.....	11-13
Depth Chart/Starters/Participation	14-16
Statistics.....	17-32
The Last Time	33
2019 Game Recaps.....	34-41



**NEXT
STARTS >>>
NOW**

MEDIA INFORMATION

FOOTBALL MEDIA RELATIONS

Director (primary)..... Scott Swegan
swegans@stanford.edu
 Assistant Director (secondary)..... Tyler Geivett
tgeivett@stanford.edu
 Assistant AD, Communications..... Brian Risso
brisso@stanford.edu

SOCIAL MEDIA

WEBSITE.....GoStanford.com
 TWITTER.....@StanfordFball
 INSTAGRAM.....@StanfordFball
 FACEBOOK.....@StanfordFootball
 Up-to-date information on the football team is available on the football page at www.GoStanford.com. You can also follow on Twitter and Instagram for the most updated content and information.

WEEKLY PRESS CONFERENCE

A weekly news conference with head coach David Shaw and select student-athletes is held at 11:30 a.m. Tuesday in Arrillaga Family Sports Center. The press conference is streamed live and posted at GoStanford.com.

MEDIA AVAILABILITY

Practices are open to the media upon request for the first 20 minutes on Tuesdays and Wednesdays. There will be media availabilities on Tuesday and Wednesday following practice. Requests for Coach Shaw can be made to Scott Swegan (swegans@stanford.edu) and requests for student-athletes and assistant coaches can be directed to Tyler Geivett (tgeivett@stanford.edu). Please make your post-practice requests at least 24 hours in advance.
 Tuesday: offensive and special teams coaches/student-athletes
 Wednesday: Coach Shaw and defensive coaches/student-athletes

POSTGAME INTERVIEWS

The Stanford locker room is closed. Postgame interviews at home will be conducted in the Media Room on the second level of the fieldhouse. Interviews on the road will be conducted at a designated area. **NO INTERVIEWS ARE TO BE CONDUCTED ON THE FIELD FOLLOWING THE GAME.** After a 10-minute cooling off period, players and coaches will be escorted to the interview area. Failure to abide by this rule will result in termination of credential.

CREDENTIALS

Requests may be submitted at:
www.SportsSystems.com/Stanford

CARDINAL SPORTS NETWORK

Stanford Football broadcasts can be heard on KNBR/KTCT AM 1050. Broadcasts can be heard throughout the Bay Area.

KZSU BROADCAST

KZSU Stanford broadcasts all Stanford Football game on 90.1 FM.

MEDIA POLICIES

Stanford University understands the importance of assisting the media in providing coverage of the institution, its athletics programs, administrators, coaches and student-athletes. Our goal is to disseminate information as widely, uniformly and fairly as possible using normally accepted media standards. To this end, the best attempt will be made to fill reasonable requests by recognized media outlets, however, the Stanford Stadium pressbox and work spaces have limited seating and not all requests may be met for all games. Members of the media are encouraged to work with the Stanford Athletic Communications staff to assist in that endeavor. It is not permissible for media members to contact any athletics department administrator, associate, coach or student-athlete directly without working through the communications department.

CONTENT & WORKPLACE POLICIES

1. Video clips of in-game competition, live or otherwise, online or via social media networks are not permitted. Still photos may be shared online and across social platforms during the game.
2. Any non-editorial or commercial use of any picture, audio, film, tape, or digital image or drawing of the event is prohibited without prior, specific, written authorization from the host institution.
3. Internet usage in all media areas, including media work areas, stadium pressbox, digital work room and the field, is for work-related purposes only. Media members who do not follow the proper internet procedures may have their credentials and internet access revoked for the remainder of the event.
4. Media should respect the work environment of their colleagues by maintaining a quiet and professional atmosphere in all working media areas. The pressbox will close three hours after the conclusion of the game.

SIDELINE POLICY

Stanford University adheres to the NCAA and Pac-12 Conference guidelines regarding media representatives on the sidelines:

1. Photo credentials will be issued only to accredited media outlets prior to the game and photo identification must be provided.
2. Photographers and videographers must check in at media will call located at Gate 8/9 of the stadium. Those photographers and videographers who will work on the sidelines will be issued a photo vest. This photo vest must be worn at all times to gain access to the sidelines. Vests must be returned after the game at the on-field dropoff location situated next to the south endzone tunnel. The media outlet which the photographer or videographer is representing is subject to a \$100 fine when a vest is not returned.
3. Only working photographers and videographers with professional-grade cameras will be allowed on the field. Those without proper equipment or not shooting the game will be escorted from the sidelines regardless of credential.
4. Working photographers and videographers are permitted to shoot in the designated area (between the two marked dotted lines outside the 25-yard lines and behind the end zone). All other media representatives on the field must stand behind the designated area to ensure that photographers and videographers have the appropriate space to work.
5. Photographers are encouraged to use the photo work areas, located on Level 3 of Stanford Stadium and the media room on Level 2 of the fieldhouse. Wireless internet is available. While security in this area is provided, Stanford University is not responsible for the loss of any items.
6. According to NCAA policies, the presence of any type of photographer and videographer in the bench area for all sports is strictly prohibited with the exception of one (1) institutional videographer in the football bench area. Stanford Athletics prohibits photographers and videographers from stopping and shooting from behind the bench area or into the bench area. The bench area at Stanford Stadium is defined by the area between the 25-yard lines and covered with a white tarp.
7. Photographers and videographers are considered working members of the media and they are to refrain from cheering or talking to players, coaches or officials.

VIRTUAL PRESS BOX

Stanford no longer prints game notes in an effort to be more environmentally friendly. All media materials can be found at GoStanford.com/PressBox.

COLLEGE PRESS BOX.COM is the official media website for Division I football. Access and download weekly game notes, quotes, statistics, media guides, headshots, logos and more for each conference and its member schools. Apply for access at collegepressbox.com/register.

WEEKLY SCHEDULE

SUN	MON	TUE	WED	THU	FRI	SAT
NOV. 3	NOV. 4	NOV. 5	NOV. 6	NOV. 7	NOV. 8	Nov. 9
NO AVAILABILITY	NO AVAILABILITY	Post-practice availability OFFENSE SPECIAL TEAMS	Post-practice availability DAVID SHAW DEFENSE	PHONE INTERVIEWS BY REQUEST	NO AVAILABILITY	NOON PT at Colorado

GAME NOTES

THE MATCHUP

- Stanford and Colorado meet for the 11th time on Saturday, but just the fifth time since the Buffaloes joined the Pac-12 Conference.
- David Shaw is 3-1 in his career against Colorado and will face first-year Buffaloes head coach Mel Tucker for the first time on Saturday.
- Stanford has won consecutive games in Boulder on the road against Colorado, but lost the last meeting, 10-5, in 2016 at Stanford Stadium.
- Full details of the 2016 game can be found on page 33.

HEAD COACH DAVID SHAW

- Bradford M. Freeman Director of Football David Shaw '94 owns a career record of 86-30 (.741) overall and a mark of 58-20 (.744) against Pac-12 foes. His 86 wins are the most in school history, as he surpassed the legendary Pop Warner (71 wins) during the 2017 season.
- Shaw owns a 26-18 (.591) record against AP Top 25 programs. Of Shaw's 26 wins against ranked foes, 15 of them have come against Top 15 opponents and 10 of those have been against teams ranked in the Top 10.
- Shaw is one of seven active coaches in the country who is the winningest head coach at his current school. He is joined by Northwestern's Pat Fitzgerald, Iowa's Kirk Ferentz, Navy's Ken Niumatalolo, Oklahoma State's Mike Gundy, TCU's Gary Patterson and Old Dominion's Bobby Wilder.
- Shaw is the only four-time Pac-12 Coach of the Year in conference history (dating back to 1975).

CAREER WINS VS. TOP 15 TEAMS (15)

Date	Opponent	Score
10/5/19.....	#15 Washington.....	23-13
11/25/17.....	#9 Notre Dame.....	38-20
11/10/17.....	#9 Washington.....	30-22
1/1/16.....	vs. #6 Iowa (Rose Bowl).....	45-16
11/28/15.....	#4 Notre Dame.....	38-36
9/19/15.....	at #6 USC.....	41-31
11/28/14.....	at #9 UCLA.....	31-10
12/7/13.....	at #11 Arizona State.....	38-14
11/7/13.....	#2 Oregon.....	26-20
10/19/13.....	#9 UCLA.....	24-10
10/5/13.....	#15 Washington.....	31-28
11/24/12.....	at #15 UCLA.....	35-17
11/17/12.....	at #1 Oregon (OT).....	17-14
11/10/12.....	#13 Oregon State.....	27-23
9/15/12.....	#2 USC.....	21-14

FIRST TIME STARTERS

- A total of 16 Cardinal have made their first career starts so far: Branson Bragg (RT), Henry Hattis (RG), Stuart Head (SS), Houston Heimuli (FB), Jake Hornibrook (RG), Kyu Blu Kelly (CB), Jonathan McGill (NB), Barrett Miller (LG), Davis Mills (QB), J.J. Parson (NB), Andrew Pryts (ILB), Curtis Robinson (ILB), Walter Rouse (LT), Foster Sarell (RT), Osiris St. Brown (WR) and Jack West (QB).

TRUE FRESHMEN STARTERS

- The Cardinal has had seven true freshmen starters so far this season, including true freshman punter Ryan Sanborn.
- Stanford's seven true freshman starters is tied for second most in the country. The four true freshman offensive lineman to have started also leads the country.
- Walter Rouse (seven), Barrett Miller (four), Jake Hornibrook (two) and Branson Bragg (one) have all started games on the offensive line this season.
- Kyu Blu Kelly (five) and Jonathan McGill (four) have started games in the defensive secondary.

MOST TRUE FRESHMAN STARTERS

Team	Starters
Alabama.....	9
STANFORD plus four others.....	7
USC, Colorado State.....	6
6 Schools.....	5

TRUE FRESHMEN TO PLAY

- A total of 15 true freshmen have made their first career appearances so far this season: Branson Bragg, Stephen Herron, Elijah Higgins, Jake Hornibrook, Austin Jones, Brock Jones, Spencer Jorgensen, Kyu Blu Kelly, Zahran Manley, Jonathan McGill, Barrett Miller, Nathaniel Peat, Walter Rouse, Ryan Sanborn and Tristan Sinclair.

OFFENSIVE LINE INJURIES

- After starting eight different lineups in 13 games last season, Stanford has already started five different offensive line combinations in eight games this year.
- In the season opener against Northwestern, the Cardinal started Walker Little, Devery Hamilton, Drew Dalman, Henry Hattis and Foster Sarell from left to right.
- Little suffered a season-ending injury in the season opener and has been replaced by true freshman Walter Rouse, who has started five straight at LT.
- Sarell was injured in the loss to USC and was replaced by true freshman Branson Bragg for one game, before Bragg suffered an injury and Sarell returned for Oregon.
- Devery Hamilton suffered an injury against Oregon, so true freshman Barrett Miller has replaced him at left guard the last three games.
- The Cardinal started the same offensive line for consecutive games (Oregon State, Washington) for the first time this season, but right guard Henry Hattis suffered a season-ending injury, so Stanford started Jake Hornibrook at right guard against UCLA, marking its fifth combination this season.
- The Cardinal had the same starting five against Arizona, marking just the second time all season it's been able to start the same five in consecutive games.

OFFENSIVE OUTBURST

- Stanford scored 41 against Arizona, including 31 in the first half and 24 in the second quarter. It marked the most points in a quarter and half since scoring 21 and 34 last season against Oregon State, respectively.

INSIDE THE SERIES



6
WINS

4
LOSSES

0
TIES



4
WINS

6
LOSSES

0
TIES

AT STANFORD.....	Stanford leads, 3-1
AT COLORADO.....	Tied, 3-3
NEUTRAL SITE.....	N/A

SHAW VS. COLORADO.....	3-1
TUCKER VS. STANFORD.....	0-0

CURRENT STREAK.....	Colorado 1
LAST MEETING.....	Colorado W, 10-5 (2016)
LONGEST STANFORD STREAK.....	5 (1991-2015)
LONGEST COLORADO STREAK.....	3 (1977-90)

LARGEST STANFORD WIN.....	48 (48-0 in 2015)
LARGEST COLORADO WIN.....	14 (31-17 (1987))

STATISTICAL COMPARISON

COLO	CATEGORY	STAN
25.7	SCORING OFFENSE	22.6
34.4	SCORING DEFENSE	28.0
194	FIRST DOWNS	157
212	FIRST DOWNS ALLOWED	171
151.7	RUSHING/GAME	120.5
164.1	RUSHING DEFENSE/GAME	150.5
254.7	PASSING/GAME	228.0
316.0	PASSING DEFENSE/GAME	263.5
406.3	TOTAL OFFENSE/GAME	348.5
480.1	TOTAL DEFENSE/GAME	414.0
23.4	KICK RETURN AVG.	26.8
6.1	PUNT RETURN AVG.	7.8
69-591	PENALTIES-YARDS	48-373
12-17	FIELD GOALS-ATTEMPTS	14-18
30:45	AVG. TIME OF POSSESSION	34:05
61-141 (43%)	3RD DOWN OFFENSE	47-118 (40%)
57-116 (49%)	3RD DOWN DEFENSE	46-103 (45%)
8-14 (57%)	4TH DOWN OFFENSE	3-10 (30%)
5-11 (45%)	4TH DOWN DEFENSE	6-12 (50%)
26-33 (79%)	RED ZONE OFFENSE	24-26 (92%)
28-33 (85%)	RED ZONE DEFENSE	23-28 (82%)
+3	TURNOVER MARGIN	+4

STATISTICAL LEADERS

PASSING					
STANFORD	CMP	ATT	INT	YDS	TD
Davis Mills	71	110	1	890	5
COLORADO	CMP	ATT	INT	YDS	TD
Steven Montez	201	321	9	2242	14

RUSHING					
STANFORD	G	ATT	NET	AVG	TD
Cameron Scarlett	8	159	700	4.4	5
Austin Jones	8	25	134	5.4	1
COLORADO	G	ATT	NET	AVG	TD
Alex Fontenot	8	130	625	4.8	4
Jaren Mangham	9	91	396	4.4	3

RECEIVING					
STANFORD	G	REC	YDS	AVG	TD
Michael Wilson	8	32	365	11.4	3
Connor Wedington	8	39	361	9.3	1
COLORADO	G	REC	YDS	AVG	TD
Tony Brown	9	48	624	13.0	6
Laviska Shenault	8	37	530	14.3	3

GAME NOTES

CARDINAL HONOR ROLL

DAVID SHAW (HEAD COACH)

» Dodd Trophy preseason watch list

PAULSON ADEBO (JR. / CB)

» Bronko Nagurski Trophy watch list
» Jim Thorpe Award watch list
» Bednarik Award watch list
» Lott IMPACT Trophy watch list
» Preseason All-America First Team
» Preseason All-Pac-12 First Team
» Pac-12 Defensive Player of the Week (Oct. 7)
» Pac-12 Defensive Player of the Week (Oct. 28)
» Paycom Jim Thorpe Award Player of the Week (Oct. 31)

THOMAS BOOKER (SO. / DE)

» Preseason All-Pac-12 Second Team (Phil Steele)
» Preseason All-Pac-12 Honorable Mention (Media)

TREYJOHN BUTLER (SR. / CB)

» Wuerffel Trophy watch list

K.J. COSTELLO (SR. / QB)

» Davey O'Brien Award watch list
» Maxwell Award watch list
» Manning Award watch list
» Johnny Unitas Golden Arm Award watch list
» Preseason All-Pac-12 Second Team

DREW DALMAN (JR. / C)

» Rimington Trophy watch list
» Pac-12 Offensive Lineman of the Week (Oct. 7)

SIMI FEHOKO (SO. / WR)

» Pac-12 Freshman of the Week (Oct. 7)

JORDAN FOX (SR. / OLB)

» Preseason All-Pac-12 Third Team (Athlon)
» Preseason All-Pac-12 Fourth Team (Phil Steele)

WALKER LITTLE (JR. / OT)

» Outland Trophy watch list
» Earl Campbell Tyler Rose Award watch list
» Preseason All-America First Team
» Preseason All-Pac-12 First Team

RICHARD MCNITZKY (SR. / LS)

» Patrick Mannely Award watch list
» Preseason Special Teams U All-American watch list
» Preseason All-Pac-12 Fourth Team (Phil Steele)

DAVIS MILLS (JR. / QB)

» Manning Award Star of the Week (Sept. 30)

COLBY PARKINSON (SR. / TE)

» John Mackey Award watch list
» Preseason All-America Second Team (Phil Steele)
» Preseason All-America Fourth Team (Athlon)
» Preseason All-Pac-12 First Team (Phil Steele)
» Preseason All-Pac-12 Second Team (Athlon)

CAMERON SCARLETT (5TH / RB)

» Doak Walker Award watch list
» Preseason All-Pac-12 Third Team

JOVAN SWANN (SR. / DE)

» Preseason All-Pac-12 Third Team (Athlon)
» Preseason All-Pac-12 Honorable Mention (Media)

JET TONER (SR. / K)

» Lou Groza Award watch list
» Preseason All-America Third Team (Phil Steele)
» Preseason All-Pac-12 First Team
» Pac-12 Special Teams Player of the Week (Sept. 30)

CASEY TOO HILL (5TH / OLB)

» Campbell Trophy finalist
» NFF Scholar-Athlete

CONNOR WEDINGTON (JR. / WR)

» AFCA Good Works Team

COSTELLO'S TRIUMPHANT RETURN

• Senior QB K.J. Costello, a two-time team captain (2018-19), returned from injury after being sidelined since the end of the Oregon game (Sept. 21) and was dominant, completing 31-of-44 passes for 322 yards and three touchdowns.

• Costello, who has missed three-and-a-half games this season due to injury, is 83-of-137 for 783 yards and five touchdowns in 2019.

• Costello now has 5,906 career passing yards, ninth-most in school history. His 5,997 career yards of total offense are also ninth-most in school history.

• In 24 career starts, Costello has led the Cardinal to a 15-9 (.625) overall record.

• His 48 career touchdown passes are tied for sixth-most in school history.

• Costello's 477 career completions and 762 attempts are both 10th-most in Cardinal history.

CAREER PASSING YARDS

Player (Years)	Yards
7. Todd Husak (1996-99).....	6,834
8. Guy Benjamin (1974-77)	6,215
9. K.J. COSTELLO (2017-PR)	5,906
10. Trent Edwards (2003-06)	5,443

CAREER TOUCHDOWN PASSES

Player (Years)	Touchdowns
5. Jim Plunkett (1968-70)	53
6. K.J. COSTELLO (2017-PR)	48
Guy Benjamin (1974-77)	48
8. Todd Husak (1996-99).....	41

CAREER TOTAL OFFENSE

Player (Years)	Yards
7. Todd Husak (1996-99).....	6,680
8. Guy Benjamin (1974-77)	6,043
9. K.J. COSTELLO (2017-PR)	5,997

THE CAPTAINS

• The 2019 team captains are: Malik Antoine, K.J. Costello, Colby Parkinson, Cameron Scarlett and Casey Toohill. Costello is the fifth two-time captain in Shaw's nine seasons at the helm.

TWO-YEAR CAPTAINS IN SHAW ERA

Name	Seasons
K.J. Costello	2018-19
Alameen Murphy.....	2017-18
Brandon Simmons.....	2017-18
Peter Kalambayi	2016-17
Kevin Hogan.....	2014-15

MILLS MAKING MOST OF STARTS

• Junior QB Davis Mills has made three starts this season and is 71-of-110 for 890 yards and five touchdowns.

• Mills started in the win against No. 15 Washington, going 21-of-30 for 293 yards and a touchdown.

• Dating back to 2003, no Cardinal has more passing yards in their first three career starts than Mills, while his five touchdowns are tied for second most.

FIRST 3 CAREER STARTS (SINCE '03)

Player	CMP	ATT	PCT	YDS	TD
DAVIS MILLS (2019)...	61	91	67.0	775	5
Andrew Luck (2009).....	43	69	62.3	639	4
Kevin Hogan (2012)	62	87	71.3	625	5
Josh Nunes (2012).....	47	88	53.4	615	6
Tavita Pritchard (2007) 42	84	50.0	501	4	

SCARLETT FEVER

• Fifth-year running back Cameron Scarlett has been a workhorse for the Cardinal, rushing for 700 yards on 159 attempts and five touchdowns. He also has 16 receptions for 159 yards.

• Scarlett eclipsed 100 yards for the second time in his career in the win over Arizona, totaling 102 yards and matching his career high with two touchdowns.

• Scarlett surpassed the century mark for the first time in his career in the win over No. 15 Washington, rushing a career-high 33 times for 151 yards and a touchdown.

• Through eight games, Scarlett is second on the team with 859 all-purpose yards (700 rush, 159 receiving).

• Scarlett's 16 receptions are tied for fourth-most on the team and he is averaging 9.9 yards per reception.

WEDINGTON A PLAYMAKING THREAT

• Junior receiver Connor Wedington continues to prove himself as a threat in all facets of the game.

• Through eight games, Wedington leads the team with 913 all-purpose yards (371 receiving, 512 kick return, 30 rush).

• At USC, Wedington piled up a career-high 197 all-purpose yards (103 kick return, 67 receiving, 17 rush), while he totaled 178 (147 kick return, 31 receiving) at Oregon State.

• Wedington caught his first career touchdown at USC on a screen pass he took 15 yards to the house and also had a career-long 60-yard kickoff return.

• Wedington leads the team with 32 receptions for 300 yards.

• Wedington is averaging 28.4 yards per kickoff return, 15th-best nationally and first in the conference. His 512 kick return yards are 11th-most in the country.

TOOHILL A CAMPBELL TROPHY FINALIST

• Fifth-year outside linebacker and captain Casey Toohill was named a finalist for the William V. Campbell Trophy.

• One of 12 finalist for the "Academic Heisman," Toohill will be honored at the National Football Foundation ceremony in December in New York City and will receive an \$18,000 postgraduate scholarship.

• Toohill holds a 3.71 GPA in political science and is expected to graduate in December. Following his football career, he plans to study business.

• Toohill's 45 tackles lead the team, while he also leads the Cardinal with 7.5 tackles for loss and five sacks. He has added 16 quarterback hurries according to Pro Football Focus.

• Toohill's forced fumble came on a sack against Northwestern, a play in which Jordan Fox recovered the ball in the end zone for a game-deciding defensive touchdown in the final seconds.

GAME NOTES

ADEBO ISLAND

- Paulson Adebo had two interceptions in the win over Arizona and was named Jim Thorpe Award National Player of the Week for the effort. He was also named Pac-12 Defensive Player of the Week following his second career two-interception effort.
- In three October games, Adebo totaled five pass breakups and three interceptions to go along with nine tackles.
- He now has four interceptions on the season, sixth-best in the FBS. He is one of just three FBS players to have at least four interceptions in each of the last two seasons.
- Adebo's 14 total passes defended are tied for fifth-best in the FBS. Last season, his 24 passes defended (20 breakups, four interceptions) led the country.
- Adebo was also named Pac-12 Defensive Player of the Week following the win over No. 15 Washington, a game in which he had five tackles, matched his career high with four pass breakups and helped hold the Huskies to just 2-of-12 on third down.

TRIPLE THREAT

- Following Jet Toner's season-ending injury, true freshman punter Ryan Sanborn was thrust into kickoff and placekicking duties, also.
- No stranger to doing all three, Sanborn excelled in high school and was one of the nation's top recruits both as a kicker and punter.
- However, Sanborn became special teams coordinator Pete Alamar's first specialist since 2003 to handle all three duties in the same game.
- The freshman didn't disappoint in the win against Arizona making two field goals (33 and 21 yards), five extra points, kicking off eight times for an average of 64.9 yards with six touchbacks, and also punting five times with a 43.8 average.

DIME(S TO) A DOZEN

- In K.J. Costello's return to the lineup, he completed passes to 12 different Cardinal receivers...well, 11 plus himself.
- Twelve Cardinal caught at least one pass for the first time since Kevin Hogan completed a pass to 12 different players on Oct. 10, 2014, a 34-17 home win over Washington State.

NON-OFFENSIVE TOUCHDOWNS

- The Cardinal is 15th in the nation with two defensive touchdowns so far this season and has scored three non-offensive touchdowns.
- In the season-opening win against Northwestern, Jordan Fox recovered a Casey Toohill forced fumble in the end zone for a touchdown.
- Against UCF, true freshman Jonathan McGill scooped up a fumble and went 28 yards to the end zone for his first career touchdown.
- Against UCLA, Spencer Jorgensen blocked a punt that was recovered in the end zone for a touchdown by Brycen Tremayne.
- Stanford's two blocked kicks ranks 16th nationally and leads the Pac-12.

THE STANFORD SPECIAL

- The Cardinal scored on the "Stanford Special" at Oregon State, as Davis Mills pitched to Cameron Scarlett, who flipped to tight end Colby Parkinson. Parkinson then passed to Davis Mills, who made a leaping grab in the end zone for the touchdown.
- Since 1996, Parkinson is just the seventh non-QB to throw a touchdown pass in a game for the Cardinal.

PASSING TD'S BY NON-QB'S SINCE '96

Name	Game
Colby Parkinson.....	9/28/19, at Oregon State
Christian McCaffrey	12/5/15, vs. USC
Christian McCaffrey	11/7/15, at Colorado
Toby Gerhart.....	11/28/09, Notre Dame
Alex Loukas.....	11/15/08, USC
Anthony Kimble	10/7/06, at Notre Dame
Kerry Carter.....	11/11/00, Arizona State
Coy Wire	9/19/96, North Carolina

- The Mills/Parkinson duo became just the second at Stanford since 1996 to each have a passing and receiving touchdown in the same game. Christian McCaffrey and Kevin Hogan also did it in the 2015 Pac-12 Championship Game.
- Since 1996 in the Pac-12, two players on the same team have done this in the same game just five times.
- Parkinson and Mills became the first FBS teammates to accomplish this during the 2019 season. It had been done just three times since the beginning of last season and just 10 times total since the start of 2016.

PASSING/RECEIVING TD SINCE '96

Name	Game
Davis Mills (3 pass/1 rec)	9/28/19, at Oregon State
Colby Parkinson (1/1)	9/28/19, at Oregon State
Christian McCaffrey (1/1)	12/5/15, vs. USC
Kevin Hogan (1/1)	12/5/15, vs. USC

DOMINATING TIME OF POSSESSION

- Stanford is averaging 34:05 in time of possession, 10th-best in the country. The Cardinal has won the time of possession battle in seven of eight games and out-possessed Washington by a dominating 18:02 in its win over the Huskies.

TREMAINE EQUALS TOUCHDOWN

- Sophomore receiver Brycen Tremayne has two career catches - both touchdowns - on two targets. His third career touchdown came on a blocked punt recovered for a TD, making him 3-for-3 when he touches the ball.

ACADEMIC MAJORS

- Stanford requires students to declare a major before their junior year. Among the Cardinal roster in 2019, 17 different majors are represented.
- This year's roster of upperclassmen includes 16 engineering majors, 11 political science majors, 10 science, technology & society majors, three human biology majors, three psychology majors, three communication majors, three double-majors and three student-athletes in Master's degree programs. 53 freshmen and sophomores are undeclared.

NCAA / PAC-12 RANKINGS

CATEGORY	TEAM		
	NCAA	PAC-12	VALUE
Blocked Kicks	16	1	2
Blocked Punts	15	1	1
Defensive TDs	15	3	2
Fewest Penalties	39	2	48
Fewest Penalty Yards	26	2	373
Fumbles Lost	14	3	3
Kickoff Return Defense	22	1	18.14
Kickoff Returns	11	1	26.81
Passes Had Intercepted	11	5	3
Red Zone Offense	17	2	.923
Team Sacks	41	4	2.50
Time of Possession	10	2	34:05
Turnovers Lost	6	2	6

***Must be ranked in NCAA Top 50 and Pac-12 Top 5*

INDIVIDUAL

PLAYER	CATEGORY	NCAA	PAC-12	VALUE
Wedington	Combined KR	11	2	512
Robinson	Forced Fumbles	35	4	2
Adebo	Interceptions	6	1	4
Wedington	Kickoff Returns	11	1	28.4
Adebo	Passes Defended	4	1	1.8
Wilson	Punt Returns	41	2	6.6
Scarlett	Rushing Yards	46	5	700

***Must be ranked in NCAA Top 100 and Pac-12 Top 5*

GOOD WORKS TEAM

Junior wide receiver Connor Wedington was named to the 2019 Allstate AFCA Good Works Team®, announced by Allstate and AFCA. A total of 22 student-athletes and one honorary coach were selected to the team after a total of 137 were nominated.

Wedington has made an impact in the community through his organization, Hope Given By, that he helped start in January. Hope Given By aims to foster relationships between Stanford students and San Francisco's homeless population. Wedington was integral in organizing members of the team to go to the city each weekend during the offseason to provide basic necessities and items to the homeless such as food and clothing items like socks, shoes, pants and jackets. Hope Given By's outreach team has been able to serve and connect with more than a thousand members of the homeless community of the Tenderloin, San Francisco, with many of the items donated and collected by the Stanford Football team.

125 SEASONS

Stanford Football is celebrating its 125th season of football in 2019. Throughout the 2019 season, the Cardinal will sport a unique patch on its jerseys which celebrates the history and tradition of Stanford Football. The patch incorporates the famous and notable arches of Stanford Stadium, along with the palm trees which circulate the stadium and line the University's Palm Drive. The Cardinal celebrated College Football's 150th season in its opener against Northwestern, so the 125 was featured on their helmets. It moved to the jersey for the rest of the season after that. To look back on Stanford Football's history throughout the season, GoStanford.com will take a decade-by-decade look at the 125 seasons each week.



GAME NOTES

STANFORD RECORD WHEN...

	2019	Shaw Era
Overall.....	4-4	86-30
Pac-12 (regular season).....	3-3	58-20
In-state opponents.....	0-2	29-7
Home.....	3-2	47-10
Away.....	1-2	32-16
Neutral.....	0-0	7-4
Current streak.....	W1	W1
Current home streak.....	W1	W1
Current road streak.....	W1	W1
vs. Top 25 teams.....	1-2	26-18
vs. unranked teams.....	3-2	60-12
Ranked higher.....	1-1	40-14
Opponent is ranked higher.....	1-2	11-13
Coming off a loss.....	2-2	22-8
Coming off a win.....	1-2	63-22
Coming off a bye week.....	0-1	13-5
Scoring first.....	3-2	68-14
Opponent scores first.....	1-2	18-16
Leading at halftime.....	4-0	75-7
Trailing at halftime.....	0-4	8-20
Tied at halftime.....	0-0	3-3
Leading after 3rd quarter.....	4-0	71-6
Trailing after 3rd quarter.....	0-4	11-19
Tied after 3rd quarter.....	0-0	4-5
Overtime.....	0-0	4-2
Scoring 0-19.....	1-2	7-16
Scoring 20-29.....	1-2	22-9
Scoring 30-39.....	1-0	26-5
Scoring 40+ points.....	1-0	31-0
Allowing 0-19.....	2-0	55-5
Allowing 20-29.....	1-1	21-10
Allowing 30-39.....	1-1	7-5
Allowing 40+ points.....	0-2	3-10
Outgaining opponent.....	2-0	61-7
Outrushing opponent.....	2-1	68-7
Passing for more yards.....	3-0	38-9
Outgained by opponent.....	2-4	24-23
Getting outrushed.....	2-3	18-23
Passing for fewer yards.....	1-4	46-21
Fewer penalty yards.....	2-3	46-17
More penalty yards.....	2-1	39-13
With 100-yard rusher.....	2-0	50-9
With 100-yard receiver.....	0-0	28-9
With 300-yard passer.....	1-0	12-5
Win turnover battle.....	3-0	51-6
Lose turnover battle.....	0-0	14-16
Win time of possession.....	4-3	69-14
Lose time of possession.....	0-1	16-16
Game decided by 0-3.....	1-0	13-11
Game decided by 4-7.....	0-0	12-6
Game decided by 7+.....	3-4	61-13
Day game.....	3-2	37-11
Night game.....	1-2	49-19
August.....	1-0	5-0
September.....	1-3	23-10
October.....	2-1	25-9
November.....	0-0	25-7
December.....	0-0	6-2
January.....	0-0	2-2
Monday.....	0-0	1-1
Tuesday.....	0-0	2-0
Wednesday.....	0-0	0-1
Thursday.....	0-1	4-3
Friday.....	0-0	10-2
Saturday.....	4-3	69-23
Sunday.....	0-0	0-0
ABC.....	0-0	12-4
CBS.....	0-0	2-0
CBS Sports Network.....	0-0	1-1
ESPN.....	1-4	23-13
FOX.....	1-0	13-4
FS1.....	0-0	11-0
NBC.....	0-0	1-3
Pac-12 Networks.....	2-0	18-5

WHERE THEY'RE FROM

• Stanford is a national and international brand, with the profile to draw high-achieving student-athletes from all over the United States, and even the world. Student-athletes on this year's roster hail from 28 states and Austria.

• Thirty student-athletes hail from the state of California. After that, from largest to smallest: Texas (12), Georgia (8), Utah (6), Washington (5), Maryland (4), New Jersey (4), Alabama (3), Arizona (3), North Carolina (3), Colorado (2), Indiana (2), Missouri (2), New Mexico (2), Pennsylvania (2) and one each from Austria, Connecticut, Florida, Hawaii, Iowa, Louisiana, Massachusetts, Minnesota, Nebraska, Nevada, New Hampshire, New York, Oregon and Virginia.

STANFORD AND THE NFL

• Stanford's 35 players selected in the NFL Draft since 2012 is the most in the Pac-12.

• The Cardinal's six players selected in the First Round of the NFL Draft since 2012 is tied for second most in the Pac-12. The 12 players selected in the first two rounds ranks No. 2 in the Pac-12 and No. 9 nationally.

• Stanford is one of six schools all-time to produce at least four No. 1 overall NFL Draft picks (Auburn, Georgia, Notre Dame, Oklahoma, USC).

• Stanford's three offensive linemen selected in the First Round of the NFL Draft since 2012 ranks No. 1 in the Pac-12 and No. 4 among all schools.

• The Cardinal's seven offensive linemen selected overall in the NFL Draft since 2012 ranks No. 1 in the Pac-12 and No. 6 among all schools.

• Stanford's seven tight ends selected in the NFL Draft this decade is the most in the nation.

• Stanford has had the most tight ends on NFL Kickoff Weekend active rosters for eight straight years (through 2019).

STANFORD IN THE RANKINGS

WEEK	AP	COACHES	CFP
Preseason	25	23	N/A
Week 2	23	23	N/A
Week 3	NR	RV	N/A
Week 4	NR	NR	N/A
Week 5	NR	NR	N/A
Week 6	NR	NR	N/A
Week 7	NR	NR	N/A
Week 8	NR	NR	N/A
Week 9	NR	NR	N/A
Week 10	NR	NR	N/A
Week 11	NR	NR	NR
Week 12	--	--	--
Week 13	--	--	--
Week 14	--	--	--
Week 15	--	--	--

STANFORD VS. RANKED OPPONENTS

Overall record	89-162-5 (.357)
Home	49-72-2 (.407)
Away.....	31-82-3 (.280)
Neutral (includes bowls).....	9-8-0 (.529)

STANFORD AND THE POLLS

ASSOCIATED PRESS TOP 25

Week 11

RK	TEAM (1ST)	RECORD	POINTS
1.....	LSU (17)	8-0.....	1479
2.....	Alabama (21)	8-0.....	1472
3.....	Ohio State (17)	8-0.....	1467
4.....	Clemson (7)	9-0.....	1406
5.....	Penn State.....	8-0.....	1306
6.....	Georgia.....	7-1.....	1196
7.....	Oregon.....	8-1.....	1180
8.....	Utah.....	8-1.....	1090
9.....	Oklahoma.....	7-1.....	1045
10.....	Florida.....	7-2.....	938
11.....	Baylor.....	8-0.....	909
12.....	Auburn.....	7-2.....	901
13.....	Minnesota.....	8-0.....	831
14.....	Michigan.....	7-2.....	780
15.....	Notre Dame.....	6-2.....	571
16.....	Wisconsin.....	6-2.....	558
17.....	Cincinnati.....	7-1.....	527
18.....	Iowa.....	6-2.....	491
19.....	Memphis.....	8-1.....	448
20.....	Kansas State.....	6-2.....	364
21.....	Boise State.....	7-1.....	310
22.....	Wake Forest.....	7-1.....	296
23.....	SMU.....	8-1.....	250
24.....	San Diego State.....	7-1.....	87
25.....	Navy.....	7-1.....	83

Others Receiving Votes: UCF 52, Texas 37, Indiana 27, Texas A&M 19, Oklahoma State 11, Louisiana Tech 7, Appalachian State 5, Washington 2, Pittsburgh 2, Iowa State 1, Virginia 1, North Dakota State 1

COACHES POLL TOP 25

Week 11

RK	TEAM (1ST)	RECORD	POINTS
1.....	Alabama (37)	8-0.....	1591
2.....	LSU (11)	8-0.....	1531
3.....	Clemson (9)	9-0.....	1495
4.....	Ohio State (8)	8-0.....	1492
5.....	Penn State.....	8-0.....	1361
6.....	Georgia.....	7-1.....	1263
7.....	Oregon.....	8-1.....	1236
8.....	Oklahoma.....	7-1.....	1143
9.....	Utah.....	8-1.....	1111
10.....	Baylor.....	8-0.....	980
11.....	Florida.....	7-2.....	941
12.....	Auburn.....	7-2.....	914
13.....	Minnesota.....	8-0.....	880
14.....	Michigan.....	7-2.....	746
15.....	Notre Dame.....	6-2.....	660
16.....	Wisconsin.....	6-2.....	591
17.....	Cincinnati.....	7-1.....	549
18.....	Iowa.....	6-2.....	527
19.....	Memphis.....	8-1.....	418
20.....	Wake Forest.....	7-1.....	392
21.....	Boise State.....	7-1.....	388
22.....	Kansas State.....	6-2.....	265
23.....	SMU.....	8-1.....	235
24.....	San Diego State.....	7-1.....	105
25.....	Navy.....	7-1.....	92

Others Receiving Votes: Texas 79, Indiana 44, Appalachian State 24, UCF 24, Texas A&M 22, Louisiana Tech 13, Oklahoma State 5, Air Force 4, Virginia 2, Pittsburgh 1, Wyoming 1

GAME NOTES

CARDINAL IN THE NFL

TEAM	ACTIVE
Atlanta Falcons	Austin Hooper
Baltimore Ravens	Jordan Richards
Buffalo Bills.....	Trent Murphy
Carolina Panthers.....	Christian McCaffrey
Dallas Cowboys	Cameron Fleming
.....	Dalton Schultz
Green Bay Packers.....	Blake Martinez
Houston Texans	Peter Kalambayi
.....	Justin Reid
.....	Brennan Scarlett
Indianapolis Colts	Bobby Okereke
New England Patriots.....	Jake Bailey
New Orleans Saints	Johnson Bademosi
.....	Andrus Peat
New York Giants	Kaden Smith
.....	Michael Thomas
New York Jets	Henry Anderson
.....	Ty Montgomery
Oakland Raiders.....	Josh Mauro
Philadelphia Eagles.....	J.J. Arcega-Whiteside
.....	Zach Ertz
.....	Nate Herbig
Pittsburgh Steelers.....	David DeCastro
San Francisco 49ers.....	Richard Sherman
.....	Solomon Thomas
.....	Levine Toilolo

TEAM	INJURED
Buffalo Bills.....	Harrison Phillips
Washington Redskins.....	Bryce Love

TEAM	PRACTICE
Cincinnati Bengals	Trenton Irwin
Denver Broncos	Alijah Holder
Houston Texans	Kyle Murphy
Los Angeles Chargers	Quenton Meeks



• Three different former Stanford Cardinal have caught touchdown receptions in the last five Super Bowls, most of any school (Zach Ertz · Super Bowl LII; Austin Hooper · Super Bowl LI; Doug Baldwin · Super Bowl XLIX). No touchdown receptions were recorded by any player in Super Bowl X or LIII.

• Stanford led all schools with the most players on Super Bowl LII rosters (5). All five graduated from Stanford in four years.

• Stanford alumni have earned numerous Pro Bowl selections in recent years, including WR Doug Baldwin (2017, 2016), OG David DeCastro (2018, 2017, 2016, 2015), Zach Ertz (2018, 2017), Andrew Luck (2018, 2014, 2013, 2012), Austin Hooper (2018), Andrus Peat (2018), Richard Sherman (2016, 2015, 2014, 2013) and Michael Thomas (2018).

THE HOME OF CHAMPIONS

• Stanford is one of six programs with at least one national championship in football, baseball and men's basketball. It is the only school with at least one national championship in football, baseball, men's basketball and women's basketball.

• Stanford won the 2018-19 Division I Learfield Sports Directors' Cup, extending its streak to 25myears of capturing the award presented to the most successful intercollegiate athletic department in the nation.

• Stanford, which sponsors 36 varsity sports, has won at least one NCAA team title in each of the past 43 academic years, representing the longest streak in NCAA history.

• The Cardinal leads the NCAA with 123 team titles.

• Stanford claimed seven national team championships during the 2018-19 academic year, increasing its overall total to 149.

LELAND STANFORD JUNIOR UNIVERSITY

• Stanford's inner campus includes about 1.1 million square feet of shrubs, 143,000 linear feet of groundcovers, 43,000 trees, 25 fountains and more than 800 different species of plants.

• Stanford's faculty includes two Presidential Medal of Freedom winners and four Pulitzer Prize winners.

• The top five undergraduate majors at Stanford include: computer science, engineering, human biology, management science and engineering, and mechanical engineering.

• Stanford faculty have won the Nobel Prize 31 times since the university's founding and currently has 17 Nobel laureates on the faculty.

• Stanford has had 119 Rhodes Scholars as of 2019.

• Stanford's 8,180-acre campus is large enough to contain 96 Disneyland.

• The 700-acre Stanford Research Park, created in 1951, is home to over 150 companies.

• There are about 700 buildings on Stanford's campus that incorporate approx. 15.4 million square feet.

DID YOU KNOW?

• Former Cardinal John Elway (Denver Broncos) and John Lynch (San Francisco 49ers) are NFL general managers. Stanford is the only FBS program that has produced two current NFL general managers.

WINNINGEST PROGRAMS

NCAA FBS (2010-PRESENT)

RK	TEAM	W	L	PCT.
1.	Alabama	120	13	.902
2.	Ohio State	112	17	.868
3.	Clemson	112	22	.836
4.	Oklahoma	103	24	.811
5.	Boise State	102	25	.803
6.	STANFORD	98	31	.760
	Wisconsin	98	32	.754
8.	Oregon	97	31	.758
9.	LSU	96	28	.774
10.	Florida State	94	35	.729

PAC-12 CONFERENCE RECORDS (SINCE 2011)

RK	TEAM	PAC 12			OVERALL		
		W	L	PCT.	W	L	PCT.
1.	STANFORD	58	20	.744	86	30	.741
2.	Oregon	55	23	.705	87	30	.744
3.	USC	53	25	.679	72	39	.649
4.	Washington	47	31	.603	75	41	.647
5.	Arizona State	42	35	.545	64	48	.571
6.	UCLA	41	37	.526	60	53	.531
7.	Utah	39	39	.500	70	42	.625
7.	Washington State	36	41	.468	57	52	.523
9.	Arizona	32	46	.410	55	56	.495
10.	California	23	54	.299	45	62	.421
11.	Oregon State	22	55	.286	36	70	.340
12.	Colorado	18	59	.234	38	70	.352

MILESTONE VICTORIES

WIN	DATE	OPPONENT	SCORE
1.....	1/30/1892	Hopkins Academy	10-6
50.....	11/1/1902	Reliance Athletic Club	23-5
100.....	1/1/1909	at Vancouver	16-10
200.....	10/10/1925	Occidental	28-0
300.....	10/12/1940	Santa Clara	7-6
400.....	10/10/1964	Rice	34-7
500.....	10/6/1979	UCLA	27-24
600.....	9/18/1999	at #19 Arizona	50-22
700.....	8/30/2014	UC Davis	45-0
750.....	10/5/2019	#15 Washington	23-13

SET THE EXPECTATION

Stanford Football hosted its third annual Set The Expectation game for Sexual and Relationship Violence Awareness on Sept. 21 against Oregon. The Cardinal was the first program to sign Brenda Tracy's Set The Expectation pledge in 2017 and the first program to host a Set The Expectation game (also in 2017).

Against Oregon, the Cardinal wore special decals on their helmets and the coaches wore a patch on their sleeve. The student-athletes also wore special shirts on their pregame walk, with campus resources and information on them to help drive awareness. In addition, Stanford had the pledge available online for students, fans and attendees of the game to sign at GoStanford.com/Pledge.

2019 OPPONENTS

PAC-12 CONFERENCE

NORTH	Pac-12	Overall
Oregon	6-0	8-1
Oregon State	3-2	4-4
Stanford	3-3	4-4
Washington	2-4	5-4
California	1-4	4-4
Washington State	1-4	4-4

SOUTH	Pac-12	Overall
Utah	5-1	8-1
USC	4-2	5-4
UCLA	4-2	4-5
Arizona State	2-3	5-3
Arizona	2-4	4-5
Colorado	1-5	3-6

THIS WEEK

IN THE PAC-12 CONFERENCE

DAY	MATCHUP	TIME (PT)
Friday	Washington at Oregon State	7:30 p.m.
Saturday	Stanford at Colorado	12 p.m.
Saturday	USC at Arizona State	12:30 p.m.
Saturday	Washington State at California	4 p.m.

NEXT WEEK

IN THE PAC-12 CONFERENCE

DAY	MATCHUP	TIME (PT)
Saturday	Stanford at Washington State	1:30/4:30 p.m.
Saturday	Arizona State at Oregon State	1:30/4:30 p.m.
Saturday	UCLA at Utah	5 p.m.
Saturday	Arizona at Oregon	7:30 p.m.
Saturday	USC at California	8 p.m.

NORTHWESTERN

WILDCATS (1-7)



Date	Opponent	Time/Result
A31	at Stanford	L, 7-17
S14	UNLV	W, 30-14
S21	MICHIGAN STATE	L, 10-31
S28	at Wisconsin	L, 15-24
O5	at Nebraska	L, 10-13
O18	OHIO STATE	L, 3-52
O26	IOWA	L, 3-34
N2	at Indiana	L, 0-20
N9	PURDUE	9 a.m.
N16	UMASS	TBA
N23	MINNESOTA	TBA
N30	at Illinois	TBA

OREGON

DUCKS (8-1, 6-0)



Date	Opponent	Time/Result
A31	vs. Auburn	L, 21-27
S7	NEVADA	W, 77-6
S14	MONTANA	W, 35-3
S21	at Stanford	W, 21-6
O5	CALIFORNIA	W, 17-7
O11	COLORADO	W, 45-3
O19	at Washington	W, 35-31
O26	WASHINGTON STATE	W, 37-35
N2	at USC	W, 56-24
N16	ARIZONA	7:30 p.m.
N23	at Arizona State	TBA
N30	OREGON STATE	TBA

UCLA

BRUINS (4-5, 4-2)



Date	Opponent	Time/Result
A29	at Cincinnati	L, 14-24
S7	SAN DIEGO STATE	L, 14-23
S14	OKLAHOMA	L, 14-48
S21	at Washington State	W, 67-63
S28	at Arizona	L, 17-20
O5	OREGON STATE	L, 31-48
O17	at Stanford	W, 34-16
O26	ARIZONA STATE	W, 42-32
N2	COLORADO	W, 31-14
N16	at Utah	5 p.m.
N23	at USC	TBA
N30	CALIFORNIA	TBA

WASHINGTON ST.

COUGARS (4-4, 1-4)



Date	Opponent	Time/Result
A31	NEW MEXICO STATE	W, 58-7
S7	NORTHERN COLORADO	W, 59-17
S13	at Houston	W, 31-24
S21	UCLA	L, 63-67
S28	at Utah	L, 13-38
O12	at Arizona State	L, 34-38
O19	COLORADO	W, 41-10
O26	at Oregon	L, 35-37
N9	at California	4 p.m.
N16	STANFORD	1:30 or 4:30 p.m.
N23	OREGON STATE	TBA
N29	at Washington	1 p.m.

USC

TROJANS (5-4, 4-2)



Date	Opponent	Time/Result
A31	FRESNO STATE	W, 31-23
S7	STANFORD	W, 45-20
S14	at BYU	L, 27-30 (OT)
S20	UTAH	W, 30-23
S28	at Washington	L, 14-28
O12	at Notre Dame	L, 27-30
O19	ARIZONA	W, 41-14
O26	at Colorado	W, 35-31
N2	OREGON	L, 24-56
N9	at Arizona State	12:30 p.m.
N16	at California	8 p.m.
N23	UCLA	TBA

OREGON STATE

BEAVERS (4-4, 3-2)



Date	Opponent	Time/Result
A30	OKLAHOMA STATE	L, 36-52
S7	at Hawaii	L, 28-31
S14	CAL POLY	W, 45-7
S28	STANFORD	L, 28-31
O5	at UCLA	W, 48-31
O12	UTAH	L, 7-52
O19	at California	W, 21-17
N2	at Arizona	W, 56-38
N8	WASHINGTON	7:30 p.m.
N16	ARIZONA STATE	1:30 or 4:30 p.m.
N23	at Washington State	TBA
N30	at Oregon	TBA

ARIZONA

WILDCATS (4-5, 2-4)



Date	Opponent	Time/Result
A24	at Hawai'i	L, 38-45
S7	NORTHERN ARIZONA	W, 65-41
S14	TEXAS TECH	W, 28-14
S28	UCLA	W, 20-17
O5	at Colorado	W, 35-30
O12	WASHINGTON	L, 27-51
O19	at USC	L, 14-41
O26	at Stanford	L, 31-41
N2	OREGON STATE	L, 38-56
N16	at Oregon	7:30 p.m.
N23	UTAH	TBA
N30	at Arizona State	TBA

CALIFORNIA

GOLDEN BEARS (4-4, 1-4)



Date	Opponent	Time/Result
A31	UC DAVIS	W, 27-13
S7	at Washington	W, 20-19
S14	NORTH TEXAS	W, 23-17
S21	at Ole Miss	W, 28-20
S27	ARIZONA STATE	L, 17-24
O5	at Oregon	L, 7-17
O19	OREGON STATE	L, 17-21
O26	at Utah	L, 0-35
N9	WASHINGTON STATE	4 p.m.
N16	USC	8 p.m.
N23	at Stanford	TBA
N30	at UCLA	TBA

UCF

KNIGHTS (6-2)



Date	Opponent	Time/Result
A29	FLORIDA A&M	W, 62-0
S7	at Florida Atlantic	W, 48-14
S14	STANFORD	W, 45-27
S21	at Pittsburgh	L, 34-35
S28	UCONN	W, 56-21
O4	at Cincinnati	L, 24-27
O19	ECU	W, 41-28
O26	at Temple	W, 63-21
N2	HOUSTON	W, 44-29
N8	at Tulsa	4 p.m.
N23	at Tulane	TBA
N29	USF	TBA

WASHINGTON

HUSKIES (5-4, 2-4)



Date	Opponent	Time/Result
A31	EASTERN WASHINGTON	W, 47-14
S7	CALIFORNIA	L, 19-20
S14	HAWAII	W, 52-20
S21	at BYU	W, 45-19
S28	USC	W, 28-14
O5	at Stanford	L, 13-23
O12	at Arizona	W, 51-27
O19	OREGON	L, 31-35
N2	UTAH	L, 28-33
N8	at Oregon State	7:30 p.m.
N23	at Colorado	TBA
N29	WASHINGTON STATE	1 p.m.

COLORADO

BUFFALOES (3-6, 1-5)



Date	Opponent	Time/Result
A30	vs. Colorado State	W, 52-31
S7	NEBRASKA	W, 34-31 (OT)
S14	AIR FORCE	L, 23-30 (OT)
S21	at Arizona State	W, 34-31
O5	ARIZONA	L, 30-35
O11	at Oregon	L, 3-45
O19	at Washington State	L, 10-41
O25	USC	L, 31-35
N2	at UCLA	L, 14-31
N9	STANFORD	12 p.m.
N23	WASHINGTON	TBA
N30	at Utah	TBA

NOTRE DAME

FIGHTING IRISH (6-2)



Date	Opponent	Time/Result
S2	at Louisville	W, 35-17
S14	NEW MEXICO	W, 66-14
S21	at Georgia	L, 17-23
S28	VIRGINIA	W, 35-20
O5	BOWLING GREEN	W, 52-0
O12	USC	W, 30-27
O26	at Michigan	L, 14-45
N2	VIRGINIA TECH	W, 21-20
N9	at Duke	4:30 p.m.
N16	NAVY	11:30 a.m.
N23	BOSTON COLLEGE	11:30 a.m.
N30	at Stanford	TBA

HEAD COACH DAVID SHAW

DAVID SHAW

BRADFORD M. FREEMAN DIRECTOR OF FOOTBALL

NINTH SEASON

13TH YEAR AT STANFORD (25TH SEASON OVERALL)



Honors and Awards

- 2017 Bobby Dodd Coach of the Year
- 2017 Pac-12 Conference Coach of the Year
- 2015 Pac-12 Conference Coach of the Year
- 2015 AFCA Regional Coach of the Year
- 2015 Eddie Robinson Coach of the Year Award finalist
- 2015 Paul "Bear" Bryant Coach of the Year finalist
- 2013 AFCA Regional Coach of the Year
- 2013 Eddie Robinson Coach of the Year Award finalist
- 2013 Paul "Bear" Bryant Coach of the Year finalist
- 2012 Pac-12 Conference Coach of the Year
- 2012 Paul "Bear" Bryant Coach of the Year finalist
- 2011 Pac-12 Conference Coach of the Year
- 2011 AFCA Regional Coach of the Year
- 2011 Paul "Bear" Bryant Coach of the Year finalist

Since Shaw took over Stanford in 2011...

- 85 wins
- 746 winning pct.
- 836 home winning pct.
- 26 wins against AP-ranked opponents
- 591 winning pct. against AP-ranked opponents
- 57 conference wins (most of any Pac-12 program)
- 750 conference winning pct. (best of any Pac-12 program)

The 2019 season marks David Shaw's ninth as Stanford's Bradford M. Freeman Director of Football.

A 1995 Stanford graduate who is the fifth alum to hold the position of head football coach, Shaw is the 34th head coach in Stanford history and the winningest coach in program history.

Shaw enters the 2019 season with an 82-26 (.759) career record, including 55-17 (.764) in Pac-12 play. He has led the Cardinal to three Pac-12 titles and a pair of Rose Bowl wins in three trips to The Granddaddy of Them All.

Under Shaw, Stanford's 82 victories since 2011 marks the winningest stretch in program history. Stanford has won at least 11 games four times under Shaw and has appeared in a bowl game in each of his first eight seasons, extending the longest bowl streak in school history (10 straight).

Shaw was named recipient of the Dodd Trophy following the 2017 season. It was Stanford's third all-time national coach of the year award, following Chuck Taylor (1951) and Clark Shaughnessy (1940) winning the AFCA Coach of the Year Award. The Dodd Trophy, college football's most coveted coaching award, honors the head football coach whose program embodies the award's three pillars of scholarship, leadership and integrity, while also having success on the playing field throughout the season.

The 2017 Pac-12 Coach of the Year's involvement reaches far beyond the football field. In the classroom, his student-athletes maintain a high level of academic excellence, including seven Academic All-Americans in his first eight seasons.

Five Cardinal were selected in the 2019 NFL Draft, highlighted by JJ Arcega-Whiteside's second round selection to the Philadelphia Eagles. Inside linebacker Bobby Okereke was selected in the third round by the Indianapolis Colts, running back Bryce Love in the fourth round by the Washington Redskins, punter Jake Bailey in the fifth round by the New England Patriots and tight end Kaden Smith in the sixth round by the San Francisco 49ers. Seven other Cardinal were given NFL opportunities following the draft, including five who signed as undrafted free agents.

Last season, Shaw led Stanford to its 10th straight bowl game, extending the longest active streak in the Pac-12. The Cardinal defeated Pitt in the 2018 Sun Bowl for its fifth bowl game victory in eight seasons under Shaw. Quarterback K.J. Costello finished with the second-most passing yards and third-most touchdowns in a season in school history, while wideout JJ Arcega-Whiteside tied a 41-year-old school record with 14 receiving touchdowns.

A season prior, Stanford did most of its damage on the ground as its 5.9 rushing yards/attempt ranked first in program history, and its 2,833 rushing yards ranked fourth. Love set the school's single-season (2,118) and single-game (301) rushing records while being named the 2017 Doak Walker Award winner. Love, also the Lombardi Award winner and Heisman

Trophy runner-up, set Stanford's career records for yards/rush (7.76) and consecutive 100-yard rushing games (9). The unanimous All-American combined with Cameron Scarlett to form the top rushing tandem in program history.

Love was the Pac-12 Offensive Player of the Year and winner of the Touchdown Club of Columbus Jim Brown Award. He ranked first among Power 5 conference running backs in over a dozen categories, including FBS records for 50-yard rushes (13), consecutive games with a 30-yard rush (13) and consecutive games with a 50-yard rush (11).

Four Cardinal student-athletes were selected in the 2018 NFL Draft -- Justin Reid (third round - Houston), Harrison Phillips (third round - Buffalo), Dalton Schultz (fourth round - Dallas) and Peter Kalambayi (sixth round - Houston).

Shaw led the Cardinal to the 2016 Sun Bowl where the 25-23 win over the Tar Heels marked the fourth bowl victory for Shaw, the most in program history, to cap a 10-3 season in which the Cardinal ranked 12th in the final AP and USA Today polls. Stanford notched its sixth 10-win season this decade, at the time trailing only Alabama. The Cardinal also won at least 10 games for the fifth time in six seasons under Shaw. From 1891-2010, the program recorded four 10-win seasons.

In 2016, Stanford ranked eighth nationally in defensive touchdowns (4), 12th in winning percentage (.769), 17th in time of possession (32:46), 22nd in team sacks (2.85), 18th in scoring defense (20.4) and 25th in team passing efficiency defense (117.8). All-America running back Christian McCaffrey ranked first in all-purpose yards per game (211.6), fourth in rushing yards (145.7) and 20th in rushing yards per carry (6.34). Conrad Ukropina ranked fifth in field goals per game (1.83). Dallas Lloyd ranked 13th in total interceptions (5) and 18th in interceptions per game (0.4). Jake Bailey ranked 24th in punting (43.5).

The Cardinal set single-season school records for top rushing tandem (2,386 -- McCaffrey and Bryce Love), and, at the time, the individual single-game school record for rushing yards (284 -- McCaffrey at Cal).

Stanford had two top-10 NFL Draft picks for only the fifth time, following the 2016 season. Solomon Thomas was the third overall pick by the San Francisco 49ers, and was the highest drafted defensive player in program history. Thomas also won the Pac-12's Morris Trophy, given to the league's top lineman. McCaffrey, the CoSIDA Academic All-American of the Year, was selected by the Carolina Panthers with the eighth overall pick. He was Stanford's highest running back draft pick since 1982.

Following the 2015 season, Stanford became the only school ever ranked in the top four by U.S. News and World Report (4th) and the Associated Press (3rd) in the same year.

Stanford was 12-2 overall and 8-1 in Pac-12 play in 2015, going on to win the Pac-12 and Rose Bowl crowns. The Cardinal toppled five ranked opponents, including top-10 foes in No. 6 USC, No. 4 Notre Dame and No. 6 Iowa. Stanford was one of four teams in 2015 to record five or more wins over AP Top 25 opponents and one of four teams with three or more wins over AP Top 10 foes. Even more, the Cardinal was one of four teams with wins over AP Top 10 opponents each season from 2012-15.

McCaffrey was named AP Player of the Year and won the Paul Hornung Award and Johnny "Jet" Rodgers Award. McCaffrey, also a Heisman Trophy finalist, set the NCAA record for all-purpose yards (3,864) and earned Academic All-America honors. McCaffrey earned consensus All-America first team nods and Outland Trophy winner Joshua Garnett received unanimous All-America distinction. Blake Martinez and Austin Hooper were named All-America third-teamers. Fifteen Cardinal were lauded with All-Pac-12 honors and 22 received All-Pac-12 academic distinction.

McCaffrey posted the top four FBS individual all-purpose single-game performances in 2015 and his 461 all-purpose yards vs. USC in the Pac-12 Championship Game was fifth-most in FBS history. He owned three of the top five 100-yard receiving and rushing games by an FBS player and became the only FBS player ever with 200 rushing, 100 receiving and 100 kickoff return yards vs. USC.

For the third time in his first five seasons, Shaw was named Pac-12 Coach of the Year and McCaffrey earned Pac-12 Offensive Player of the Year

THE SHAW FILE

PERSONAL

Hometown..... SAN DIEGO, CALIF.
College..... STANFORD (1994)
Wife..... KORI
Children..... KEEGAN, CARTER, GAVIN

SHAW YEAR-BY-YEAR

AS HEAD COACH

YEAR	OVERALL	PAC-12 (FINISH)	POSTSEASON
2019.....	4-4.....	3-3.....	
2018.....	9-4.....	6-3 (3RD NORTH)	SUN (W)
2017.....	9-5.....	7-2 (T-1ST NORTH)	ALAMO (L)
		PAC-12 CHAMP (L)
2016.....	10-3.....	6-3 (3RD NORTH)	SUN (W)
2015.....	12-2.....	8-1 (1ST NORTH)	ROSE (W)
		PAC-12 CHAMP (W)
2014.....	8-5.....	5-4 (2ND NORTH)	FOSTER FARMS (W)
2013.....	11-3.....	7-2 (T-1ST NORTH)	ROSE (L)
		PAC-12 CHAMP (W)
2012.....	12-2.....	8-1 (T-1ST NORTH)	ROSE (W)
		PAC-12 CHAMP (W)
2011.....	11-2.....	8-1 (T-1ST NORTH)	FIESTA (L)
CAREER RECORD (9 seasons)			86-30 (.741)
CONFERENCE RECORD			58-20 (.744)
BOWL RECORD			5-3 (.625)
PAC-12 CHAMPIONSHIP GAME RECORD			3-1 (.750)

AS ASSISTANT COACH

YEAR	SCHOOL	POSITION
2010.....	STANFORD	OFFENSIVE COORDINATOR/RB
2007-09	STANFORD	OFFENSIVE COORDINATOR/WR
2006.....	SAN DIEGO	PASS GAME COORDINATOR/WR
2005.....	BALTIMORE RAVENS	WR
2002-04	BALTIMORE RAVENS	QB/WR
2001.....	OAKLAND RAIDERS	QB
1998-00	OAKLAND RAIDERS	QUALITY CONTROL
1997.....	PHILADELPHIA EAGLES	QUALITY CONTROL
1996.....	WESTERN WASHINGTON	TIGHT ENDS
1995.....	WESTERN WASHINGTON	OUTSIDE LINEBACKERS



HEAD COACH DAVID SHAW

honors. Shaw was the AFCA Regional Coach of the Year and a finalist for the Eddie Robinson Coach of the Year Award and Paul "Bear" Bryant Coach of the Year.

Five Cardinal heard their names called during the draft: Garnett (first round - San Francisco 49ers), Hooper (third round - Atlanta Falcons), Martinez (fourth round - Green Bay Packers), Kevin Hogan (fifth round - Kansas City Chiefs) and Kyle Murphy (sixth round - Green Bay Packers).

Shaw was instrumental in the maturation of Hogan during his Cardinal career. Hogan appeared in more than 50 contests and posted a school-best 36-10 record as a starter. He ranked first in career total offense (10,634), second in completion percentage (.659) and passing efficiency (154.6), and third in passing yards (9,385) and passing touchdowns (75). His 171.0 passing efficiency clip in 2015 was the best single-season mark ever by a Cardinal signal caller. Hogan also set school records for career rushing yards (1,249) and touchdowns (15) by a quarterback.

Stanford's West Coast offense led the nation with 13 consecutive games scoring at least 30 points. Stanford also led the nation in time of possession in 2015 (34:48), the seventh-best clip in the previous 20 years. The Cardinal was the only team with top-10 single-season time of possession rankings over the past 20 years.

Stanford amassed a school-record 3,131 rushing yards on 610 attempts in 2015, the most ever by a Cardinal program. The offensive unit's 529 points ranked second-most in a season and its 33 rushing touchdowns, 223.7 rushing yards/game, 30 passing touchdowns, 37.8 points/game and 6,097 total yards of offense ranked third.

With a win in the 2014 Foster Farms Bowl, Shaw became the first Stanford head coach with at least eight wins in each of his first four seasons.

While facing six nationally ranked opponents in 2014, including four on the road, the Cardinal defensive unit helped Stanford rank second nationally in scoring defense (16.4 points/game), third in total defense (282.4 yards/game), seventh in rushing defense (104.5 yards/game) and eighth in passing defense (177.9 yards/game). The Cardinal joined Penn State and Clemson as the only three teams to finish in the top-10 nationally in all four categories. The team was also among the best nationally in getting to the quarterback, ranking sixth with 46 sacks. Stanford also led the nation in punt return average and strong safety Jordan Richards garnered the 2014 National Football Foundation's Scholar-Athlete Award.

In 2013, Shaw led Stanford to a second straight Pac-12 title and the program's 14th trip to the Rose Bowl. Stanford became the only team to earn four consecutive BCS bowl bids during the Bowl Championship Series era.

After leading the team to a landmark 2013 regular season, Shaw received AFCA Regional Coach of the Year honors and was named a finalist for the Eddie Robinson Award and Paul "Bear" Bryant Coach of the Year.

Under Shaw's tutelage in 2013, Stanford was one of 13 FBS football schools and the only Pac-12 football program to earn a Division I Academic Progress Rate Public Recognition Award for posting multi-year APR scores in the top 10 percent of all squads.

Stanford defeated five nationally-ranked opponents at home in 2013 while winning 11 games despite playing the fifth-toughest schedule nationally in the Sagarin ratings. Stanford was among just three schools (Alabama and Oregon) with 10 or more wins in each season from 2010-13.

Stanford finished the 2013 campaign ranked fifth in the BCS standings, the fourth straight top 10 BCS ranking for the Cardinal. The team ranked sixth in the final 2012 BCS standings, following back-to-back No. 4 rankings at the end of the 2010 and 2011 seasons.

The 2013 team ranked among the nation's best in kickoff return average (1st), rushing defense (3rd), tackles for loss allowed (4th), sacks (1-7th), scoring defense (10th), kickoff coverage (10th), total defense (14th), sacks allowed (16th), red zone offense (16th), passing efficiency (17th) and red zone defense (19th).

Stanford had six players receive All-Pac-12 first-team honors with 19 all-conference selections in 2013. There were also eight different national awards that listed Stanford players as semifinalists and finalists. There were 25 players chosen to the Pac-12 All-Academic team and four were placed on the Capital One Academic All-District list, including Jordan Richards who was a second team All-America selection.

For the fifth straight year, Stanford had three or more players selected in the NFL Draft when Trent Murphy (second round - Washington), Cameron Fleming (fourth round - New England), David Yankey (fifth round - Minnesota), Ed Reynolds (fifth round - Philadelphia), Tyler Gaffney (sixth round - Carolina) and Ben Gardner (seventh round - Dallas) signed professional contracts after the 2013 season. The six draft picks in 2014 matched a program best.

Shaw guided the Cardinal to a 12-2 record in 2012 and its first Pac-12 championship in 13 years. The campaign culminated with Stanford's first Rose Bowl victory in over 40 years, a 20-14 win over Wisconsin.

Shaw was named the 2012 Pac-12 Conference Coach of the Year, becoming the second to earn the honor outright in consecutive seasons since the award's inception in 1975. Stanford became the first school to defeat programs ranked No. 1 (Oregon) and 2 (USC) in the AP poll during the regular season and the Cardinal closed its season with five straight wins over as many ranked opponents.

Stanford's historic defensive output in 2012 broke the single-season sacks record (57) and led the Pac-12 in scoring defense (17.21), total defense (336.21), rushing defense (97.0), sacks (4.07) and tackles for loss (9.00). The Cardinal ranked first nationally in sacks, second in tackles for loss, fifth in rushing defense and 11th in scoring defense.

Stanford became the first program to win both the AFCA Academic Achievement Award and a BCS bowl game in the same season.

Three Stanford players were selected in the 2013 draft -- Zach Ertz (second round - Philadelphia), Levine Toilolo (fourth round - Atlanta) and Stepan Taylor (fifth round - Arizona). Taylor, a Doak Walker Award semifinalist, set the Stanford record with 4,300 rushing yards and Ertz led Stanford pass catchers and all FBS tight ends in receiving yards (898) and total receptions (69), both school records for a tight end. Ertz was a John Mackey Award finalist and the seventh unanimous All-American in program history.

Stanford was one of five schools to have four or more players selected to the 2012 AP All-America teams, with Ertz earning the honor along with David Yankey (second team), Trent Murphy (third team) and Ed Reynolds (third team). Yankey was a consensus All-American.

In Shaw's first season as head coach, the 2011 edition of the Cardinal posted an 11-2 record and made its second consecutive BCS appearance, falling to Oklahoma State in the Fiesta Bowl. Shaw became just the ninth major college head coach in history to post 11 or more wins in his first season, and the first since Chris Peterson (13-0) of Boise State and Bret Bielema (12-1) of Wisconsin in 2006.

Shaw was named the 2011 Pac-12 Coach of the Year, becoming just the third in Stanford history to earn the award, following Bill Walsh (1977) and Tyrone Willingham (1995, 1999). He was named AFCA Regional Coach of the Year and a Paul "Bear" Bryant Coach of the Year finalist.

The Cardinal was ranked in the top 10 of both major polls for all 16 weeks of the season, peaking at No. 3 in the AP poll and No. 2 in the USA Today Coaches poll on Nov. 6.

Behind 2011 Heisman Trophy finalist Andrew Luck, Stanford averaged 43.2 points per game and established a school-record with 561 points. Stanford's 11 victories in 2011 came by an average of 27.4 points.

Stanford's 2011 defense was ranked first or second in the Pac-12 in six categories, including rushing defense (1st - 84.4), third-down conversion

defense (1st - 31.1), scoring defense (2nd - 21.9), total defense (2nd - 337.6), sacks/game (2nd - 3.00) and opponent first downs (2nd - 17.5).

Luck was named Walter Camp Football Foundation National Player of the Year along with receiving the Maxwell Award as the nation's top player. He finished second in the balloting for the Heisman Trophy and was the Pac-12's Offensive Player of the Year for a second straight season.

Right guard David DeCastro was a unanimous All-America selection; left tackle Jonathan Martin landed spots on the Walter Camp and AFCA All-America squads; tight end Coby Fleener and outside linebacker Chase Thomas were named All-Americans by Sporting News.

In all, 21 players earned All-Pac-12 honors in 2011, including six first-teamers. Twelve earned Pac-12 All-Academic honors, including first-team selections Luck and Brent Etiz. Luck was also named the Capital One Academic All-American of the Year by the College Sports Information Directors of America.

Prior to his appointment as head coach, Shaw served as Stanford's offensive coordinator for four seasons, playing an instrumental role in the resurgence of the Cardinal program which established school scoring records in 2009 and 2010 before setting another scoring mark in his first year as head coach.

During Shaw's tenure as offensive coordinator, the Cardinal scored 40 or more points in 11 games from 2007-10.

Stanford's balanced offense amassed a school-record 6,142 yards during the 2010 season, averaging 213.8 on the ground and 258.7 yards through the air.

In addition, Shaw's play calling in the red zone helped Stanford convert on a national-best 88.6 percent of its scoring opportunities inside the 20-yard line.

Prior to Stanford, Shaw served as the wide receivers and passing game coordinator at the University of San Diego during the 2006 season, winning the Division I-AA Mid-Major national title and the Pioneer League championship with the nation's top offense.

The Toreros led all NCAA Division I-AA teams in passing offense (293.3 yards/game), total offense (494.25) and scoring offense (42.83). Quarterback Josh Johnson was one of four offensive All-Americans on the team and led all NCAA Division I-AA quarterbacks in passing efficiency (169.0 quarterback rating), touchdown passes (34), passing yards (3,320) and total offense (336.7).

Shaw's coaching resume also includes nine years of NFL experience with the Philadelphia Eagles (1997), Oakland Raiders (1998-2001) and Baltimore Ravens (2002-05).

Shaw's tenure in Baltimore included an AFC North title in 2003. Derrick Mason set a franchise record with 86 receptions for 1,073 yards under Shaw's tutelage in 2005. After three seasons of quality control with the Oakland Raiders from 1998-2000, Shaw moved into the role of quarterbacks coach in 2001 as the Raiders won a second straight AFC West title. Quarterback Rich Gannon made the Pro Bowl for the second straight season and was the game's MVP.

A four-year letterwinner at Stanford from 1991-94 as a receiver, Shaw was a member of Stanford's 1991 Aloha Bowl team coached by Dennis Green that finished the season 8-4 and was the third-highest scoring team in school history at the time. He was also on the Cardinal team that went 10-3 and won the 1993 Blockbuster Bowl under Bill Walsh. Shaw finished his Stanford career with 57 catches for 664 yards and five touchdowns.

He also competed in a varsity track meet and a varsity basketball game before graduating in 1995 with a bachelor's degree in sociology.

Shaw's father, Willie, had two coaching stints at Stanford (1974-76, 1989-91) during his 33-year coaching career, which also included time with the Detroit Lions, Kansas City Chiefs, Minnesota Vikings, New Orleans Saints, Oakland Raiders, San Diego Chargers and St. Louis Rams. Stanford announced in 2013 that its defensive coordinator position had been endowed by a gift from an anonymous donor, named in honor of Willie Shaw.

Shaw represents the Pac-12 on the AFCA Ethics Committee and is one of 18 individuals named to USA Football's Football Advisory Committee. He is a member of the NCAA Commission to Combat Campus Sexual Violence. In addition to his work with the commission, Shaw has been a leading advocate of the Set The Expectation program, aimed at working to end the culture of sexual assault and domestic violence among college and high school athletes. Stanford players became the first university in the country to sign the Set The Expectation student pledge, stating they would use their platforms to speak out against sexual assault and violence against women.

Born in San Diego, Shaw and his wife, Kori, are the parents of three children -- Keegan, Carter and Gavin.

COACHING STAFF



LANCE ANDERSON
DC/OLB
(Press Box)



TAVITA PRITCHARD
OC/QB
(Press Box)



PETE ALAMAR
STC
(Field)



DUANE AKINA
DB
(Field)



KEVIN CARBERRY
OL
(Field)



RON GOULD
RB
(Field)



PETER HANSEN
ILB
(Field)



BOBBY KENNEDY
WR
(Field)



DIRON REYNOLDS
DL
(Field)



MORGAN TURNER
TE
(Press Box)

2019 NUMERICAL ROSTER

NO	NAME	POS	HT	WT	CL	HOMETOWN / PREVIOUS SCHOOL
2	Colby Bowman	WR	6-2	197	Fr	Orange, Calif. / St. John Bosco
2	Curtis Robinson	ILB	6-3	236	Sr	Irvine, Calif. / Mater Dei
3	Malik Antoine	FS	5-11	197	Sr	Baton Rouge, La. / University Laboratory
3	K.J. Costello	QB	6-5	222	Sr	Coto de Caza, Calif. / Santa Margarita Catholic
4	J.J. Parson	FS	5-10	176	Sr	Chandler, Ariz. / Hamilton
4	Michael Wilson	WR	6-2	210	So	Simi Valley, Calif. / Chaminade
5	Donjae Logan	CB	5-11	187	So	Mesa, Ariz. / Desert Ridge
5	Connor Wedington	WR	6-0	200	Jr	Lake Tapps, Wash. / Sumner
6	Isaiah Brandt-Sims	WR	5-11	187	6th	Wenatchee, Wash. / Wenatchee
6	Andres Fox	OLB	6-4	252	So	Mobile, Ala. / Mobile Christian
8	Treyjohn Butler	CB	5-11	205	Sr	Rancho Cucamonga, Calif. / Etiwanda
8	Donald Stewart	WR	6-4	199	Sr	Hillside, N.J. / Paramus Catholic
9	Osiris St. Brown	WR	6-2	190	Jr	Brea, Calif. / Mater Dei
9	Noah Williams	FS	6-0	195	Jr	Phoenix, Ariz. / Brophy
10	Jordan Fox	OLB	6-3	226	Sr	Plainfield, N.J. / St. Peter's
10	Jack West	QB	6-4	212	So	Saraland, Ala. / Saraland
11	Paulson Adebo	CB	6-1	190	Jr	Mansfield, Texas / Mansfield
11	Harry Schwartz	WR	6-0	201	Sr	Los Angeles, Calif. / Brentwood
13	Ethan Bonner	CB	6-1	188	So	The Woodlands, Texas / The Woodlands
13	Simi Fehoko	WR	6-4	226	So	Sandy, Utah / Brighton
14	Cameron Buzzell	WR	5-10	169	Jr	Neah Bay, Wash. / Neah Bay
14	Jacob Mangum-Farrar	ILB	6-4	240	So	Sugar Land, Texas / Kempner
15	Stephen Herron	OLB	6-4	223	Fr	New Albany, Ind. / Trinity (Ky.)
15	Davis Mills	QB	6-4	214	Jr	Duluth, Ga. / Greater Atlanta Christian
17	Kyu Blu Kelly	CB	6-1	176	Fr	Las Vegas, Nev. / Bishop Gorman
17	Dylan Plautz	QB	6-2	201	So	Omaha, Neb. / Westside
18	Stuart Head	SS	6-4	210	Jr	Woodstock, Ga. / Etowah
18	Jack Richardson	QB	6-5	210	Sr	Salinas, Calif. / Palma
19	Elijah Higgins	WR	6-3	220	Fr	Kyle, Texas / Bowie
19	Joshua Pakola	DE	6-3	257	Fr	Newark, Calif. / St. Francis
20	Aeneas DiCosmo	ILB	6-3	231	Fr	Montclair, N.J. / Bergen Catholic
20	Austin Jones	RB	5-10	193	Fr	Antioch, Calif. / Bishop O'Dowd
21	Trevor Speights	RB	5-11	203	Sr	McAllen, Texas / Memorial
21	Kendall Williamson	FS	6-1	201	So	Snellville, Ga. / Brookwood
22	Obi Eboh	CB	6-2	195	Sr	Southlake, Texas / Carroll
22	Cameron Scarlett	RB	6-1	216	5th	Portland, Ore. / Central Catholic
23	Marcus Graham	WR	5-11	166	Fr	Charlotte, N.C. / Mountain Island Charter School
23	Ryan Johnson	DE	6-4	266	Jr	Axis, Ala. / St. Paul's Episcopal
24	Jay Symonds	FB	6-3	240	So	Melrose, Mass. / Buckingham Browne & Nichols
24	Nicolas Toomer	CB	6-2	185	Fr	Tyrone, Ga. / Sandy Creek
25	Andrew Pryts	ILB	6-1	225	Sr	Hermitage, Pa. / Hermitage
25	Justus Woods	RB	6-1	209	So	Weddington, N.C. / Charlotte Christian
26	Brock Jones	S	6-1	185	Fr	Clovis, Calif. / Buchanan
26	Jet Toner	K	6-4	199	Sr	Honolulu, Hawaii / Punahou
27	Ryan Sanborn	P/K	6-3	205	Fr	San Diego, Calif. / Francis W. Parker School
28	Dorian Maddox	RB	5-10	193	Sr	Bowie, Md. / Gilman
28	Salim Turner-Muhammad	CB	6-0	183	Fr	Corona, N.Y. / Episcopal (Va.)
29	Spencer Jorgensen	S	6-2	205	Fr	Provo, Utah / Provo
30	Levani Damuni	ILB	6-2	258	Fr	Providence, Utah / Ridgeline
30	Cameron McFarlane	RB	6-0	210	So	Pasadena, Calif. / Polytechnic
31	Zahran Manley	CB	6-2	175	Fr	Claremont, Calif. / Upland
32	Jonathan McGill	S	5-10	179	Fr	Coppell, Texas / Coppell
32	Nathaniel Peat	RB	5-10	190	Fr	Columbia, Mo. / Rock Bridge
33	Alex Gracey	P	6-3	205	So	Atlanta, Ga. / Westminster
34	Thomas Booker	DE	6-4	281	So	Ellicott City, Md. / Gilman

NO	NAME	POS	HT	WT	CL	HOMETOWN / PREVIOUS SCHOOL
34	Houston Heimuli	FB	5-11	249	Jr	Woods Cross, Utah / Bountiful
35	Tobe Umerah	OLB	6-4	244	So	Macon, Ga. / Stratford
36	Tristan Sinclair	ILB	6-2	207	Fr	Alamo, Calif. / San Ramon Valley
37	Collin Riccitelli	K/P	6-0	198	Sr	San Marcos, Calif. / Carlsbad
38	Jason Kaul	S	6-4	205	Fr	Ham Lake, Minn. / Blaine
39	Alexander Thorpe	P/K	6-0	185	Fr	New York, N.Y. / Fieldston
40	Anthony Trinh	OLB	6-2	238	Sr	Duluth, Ga. / Pace
41	Diego Preciado	WR	5-11	175	Fr	Escondido, Calif. / Classical Academy
42	Caleb Phillips	OLB	6-5	225	Jr	Encinitas, Calif. / Santa Fe Christian
43	Ryan Beecher	ILB	6-1	237	5th	Fresno, Calif. / San Joaquin Memorial
44	Caleb Kelly	OLB	6-3	220	So	Fairburn, Ga. / Hapeville Charter
44	TaeVeon Le	TE	6-4	241	So	Newport Beach, Calif. / Corona del Mar
45	Ricky Miezan	ILB	6-2	241	So	Alexandria, Va. / Episcopal
47	Tangaloa Kaufusi	OLB	6-3	237	So	Salt Lake City, Utah / East
49	Kyle Petrucci	LS	6-6	238	So	Newport Coast, Calif. / Corona del Mar
50	Trey Stratford	OG/OT	6-4	240	So	Allen, Texas / Allen
50	Dalyn Wade-Perry	DT	6-4	321	Jr	Englewood, N.J. / Pope John XXIII
51	Drew Dalman	C	6-3	284	Jr	Salinas, Calif. / Palma
51	Jovan Swann	DE	6-2	271	Sr	Greenwood, Ind. / Center Grove
52	Casey Toohill	OLB	6-4	247	5th	San Diego, Calif. / Cathedral Catholic
54	Jake Koffman	OG	6-2	252	Jr	Orono, Maine / Orono
56	Jake Lynch	ILB	6-2	232	So	Del Mar, Calif. / Cathedral Catholic
57	Michael Williams	DT	6-2	290	Sr	Fort Worth, Texas / All Saints' Episcopal
58	Dylan Boles	DE	6-4	264	Jr	Adel, Iowa / Van Meter
60	Drake Nugent	C/OG	6-2	284	Fr	Lone Tree, Colo. / Highlands Ranch
63	Barrett Miller	OT	6-5	292	Fr	Aurora, Colo. / Eaglecrest
66	Branson Bragg	OG/OT	6-4	286	Fr	Combine, Texas / Crandall
69	Richard McNitzky	LS	6-1	218	Sr	San Antonio, Texas / MacArthur
70	Wakely Lush	OT	6-5	240	Fr	San Clemente, Calif. / San Clemente
72	Walker Little	OT	6-7	309	Jr	Houston, Texas / Episcopal
73	Jake Hornbrook	OG/OT	6-5	279	Fr	West Chester, Pa. / Malvern Prep
74	Devery Hamilton	OT/OG	6-7	301	Sr	Ellicott City, Md. / Gilman
75	Walter Rouse	OT	6-6	291	Fr	Silver Spring, Md. / Sidwell Friends School (D.C.)
76	Grant Pease	OT	6-4	272	So	Charlotte, N.C. / Ardrey Kell
77	Thunder Keck	OLB	6-3	234	Jr	Northfield, N.H. / Hotchkiss (Conn.)
78	Henry Hattis	OG	6-6	297	Sr	Rio Rancho, N.M. / Cleveland
79	Foster Sarell	OT	6-7	308	Jr	Graham, Wash. / Graham-Kapowsin
80	Scooter Harrington	TE	6-5	257	Sr	Greenwich, Conn. / Greenwich
81	Brycen Tremayne	WR	6-4	196	So	Los Angeles, Calif. / Venice
84	Colby Parkinson	TE	6-7	251	Jr	Simi Valley, Calif. / Oaks Christian
85	Kyle McCombs	TE	6-5	236	Jr	Laguna Beach, Calif. / St. John Bosco
86	Kale Lucas	WR	6-0	190	Fr	Farmington, N.M. / Farmington
87	Bradley Archer	TE	6-4	235	Fr	Livermore, Calif. / Livermore
88	Tucker Fisk	TE	6-4	269	Jr	Davis, Calif. / Davis Senior
90	Gabe Reid	OLB	6-2	239	Jr	American Fork, Utah / Timpview
91	Thomas Schaffer	DE	6-7	285	Sr	Vienna, Austria / Lake Forest Academy (Ill.)
93	Trey LaBounty	DE	6-7	245	So	Lynden, Wash. / Lynden
99	Bo Peek	DT	6-3	298	Sr	Tampa, Fla. / Plant

PRONUNCIATIONS

Paulson Adebo ah-DEE-bo
 Malik Antoine muh-LEEK an-twon
 K.J. Costello cah-STELL-oh
 Levani Damuni liv-ahn-ee dah-MOON-ee
 Aeneas DiCosmo ah-KNEE-iss di-COZ-mo
 Obi Eboh OH-bee ee-bow
 Simi Fehoko sih-mee fay-ho-ko
 Andres Fox ahn-dray-iss
 Henry Hattis haddis

Houston Heimuli hay-mew-lee
 Tangaloa Kaufusi tang-goh-low-uh kuh-foo-see
 Kyu Blu Kelly kigh-yew
 TaeVeon Le tay-vee-on LAY
 Ricky Miezan rhymes with LIAISON
 Zahran Manley zahr-in
 Grant Pease peace
 Dylan Plautz plouts
 Andrew Pryts pritz

Collin Riccitelli rich-uh-TELL-ee
 Walter Rouse rhymes with HOUSE
 Foster Sarell suh-RELL
 Thomas Schaffer toe-MAHS shauffer
 Jay Symonds simmons
 Brycen Tremayne trih-MAIN
 Anthony Trinh TRIN
 Tobe Umerah toby oo-mare-uh
 Dalyn Wade-Perry DAY-lynn

2019 ALPHABETICAL ROSTER

NO	NAME	POS	HT	WT	CL	HOMETOWN / PREVIOUS SCHOOL
11	Paulson Adebo	CB	6-1	190	Jr.	Mansfield, Texas / Mansfield
3	Malik Antoine	FS	5-11	197	Sr.	Baton Rouge, La. / University Laboratory
87	Bradley Archer	TE	6-4	235	Fr.	Livermore, Calif. / Livermore
43	Ryan Beecher	ILB	6-1	237	5th	Fresno, Calif. / San Joaquin Memorial
58	Dylan Boles	DE	6-4	264	Jr.	Adel, Iowa / Van Meter
13	Ethan Bonner	CB	6-1	188	So.	The Woodlands, Texas / The Woodlands
34	Thomas Booker	DE	6-4	281	So.	Ellicott City, Md. / Gilman
2	Colby Bowman	WR	6-2	197	Fr.	Orange, Calif. / St. John Bosco
66	Branson Bragg	OG/OT	6-4	286	Fr.	Combine, Texas / Crandall
6	Isaiah Brandt-Sims	WR	5-11	187	6th	Wenatchee, Wash. / Wenatchee
8	Treyjohn Butler	CB	5-11	205	Sr.	Rancho Cucamonga, Calif. / Etiwanda
14	Cameron Buzzell	WR	5-10	169	Jr.	Neah Bay, Wash. / Neah Bay
3	K.J. Costello	QB	6-5	222	Sr.	Coto de Caza, Calif. / Santa Margarita Catholic
51	Drew Dalman	C	6-3	284	Jr.	Salinas, Calif. / Palma
30	Levani Damuni	ILB	6-2	258	Fr.	Providence, Utah / Ridgeline
20	Aeneas DiCosmo	ILB	6-3	231	Fr.	Montclair, N.J. / Bergen Catholic
22	Obi Eboh	CB	6-2	195	Sr.	Southlake, Texas / Carroll
13	Simi Fehoko	WR	6-4	226	So.	Sandy, Utah / Brighton
88	Tucker Fisk	TE	6-4	269	Jr.	Davis, Calif. / Davis Senior
6	Andres Fox	OLB	6-4	252	So.	Mobile, Ala. / Mobile Christian
10	Jordan Fox	OLB	6-3	226	Sr.	Plainfield, N.J. / St. Peter's
33	Alex Gracey	P	6-3	205	So.	Atlanta, Ga. / Westminster
23	Marcus Graham	WR	5-11	166	Fr.	Charlotte, N.C. / Mountain Island Charter School
74	Devery Hamilton	OT/OG	6-7	301	Sr.	Ellicott City, Md. / Gilman
80	Scotter Harrington	TE	6-5	257	Sr.	Greenwich, Conn. / Greenwich
78	Henry Hattis	OG	6-6	297	Sr.	Rio Rancho, N.M. / Cleveland
18	Stuart Head	SS	6-4	210	Jr.	Woodstock, Ga. / Etowah
34	Houston Heimuli	FB	5-11	249	Jr.	Woods Cross, Utah / Bountiful
15	Stephen Herron	OLB	6-4	233	Fr.	New Albany, Ind. / Trinity (Ky.)
19	Elijah Higgins	WR	6-3	220	Fr.	Kyle, Texas / Bowie
73	Jake Hornibrook	OG/OT	6-5	279	Fr.	West Chester, Pa. / Malvern Prep
23	Ryan Johnson	DE	6-4	266	Jr.	Axis, Ala. / St. Paul's Episcopal
20	Austin Jones	RB	5-10	193	Fr.	Antioch, Calif. / Bishop O'Dowd
26	Brock Jones	S	6-1	185	Fr.	Clovis, Calif. / Buchanan
29	Spencer Jorgensen	S	6-2	205	Fr.	Provo, Utah / Provo
47	Tangaloa Kaufusi	OLB	6-3	237	So.	Salt Lake City, Utah / East
38	Jason Kaul	S	6-4	205	Fr.	Ham Lake, Minn. / Blaine
77	Thunder Keck	OLB	6-3	234	Jr.	Northfield, N.H. / Hotchkiss (Conn.)
44	Caleb Kelly	OLB	6-3	220	So.	Fairburn, Ga. / Hapeville Charter
17	Kyu Blu Kelly	CB	6-1	176	Fr.	Las Vegas, Nev. / Bishop Gorman
54	Jake Koffman	OG	6-2	252	Jr.	Orono, Maine / Orono
93	Trey LaBounty	DE	6-7	245	So.	Lynden, Wash. / Lynden
44	TaeVeon Le	TE	6-4	241	So.	Newport Beach, Calif. / Corona del Mar
72	Walker Little	OT	6-7	309	Jr.	Houston, Texas / Episcopal
5	Donjae Logan	CB	5-11	187	So.	Mesa, Ariz. / Desert Ridge
86	Kale Lucas	WR	6-0	190	Fr.	Farmington, N.M. / Farmington
70	Wakely Lush	OT	6-5	240	Fr.	San Clemente, Calif. / San Clemente
56	Jake Lynch	ILB	6-2	232	So.	Del Mar, Calif. / Cathedral Catholic
28	Dorian Maddox	RB	5-10	193	Sr.	Bowie, Md. / Gilman
14	Jacob Mangum-Farrar	ILB	6-4	240	So.	Sugar Land, Texas / Kempner
31	Zahrn Manley	CB	6-2	175	Fr.	Claremont, Calif. / Upland
85	Kyle McCombs	TE	6-5	236	Jr.	Laguna Beach, Calif. / St. John Bosco
30	Cameron McFarlane	RB	6-0	210	So.	Pasadena, Calif. / Polytechnic
32	Jonathan McGill	S	5-10	179	Fr.	Coppell, Texas / Coppell
69	Richard McNitzky	LS	6-1	218	Sr.	San Antonio, Texas / MacArthur

NO	NAME	POS	HT	WT	CL	HOMETOWN / PREVIOUS SCHOOL
45	Ricky Miezan	ILB	6-2	241	So.	Alexandria, Va. / Episcopal
63	Barrett Miller	OT	6-5	292	Fr.	Aurora, Colo. / Eaglecrest
15	Davis Mills	QB	6-4	214	Jr.	Duluth, Ga. / Greater Atlanta Christian
60	Drake Nugent	C/OG	6-2	284	Fr.	Lone Tree, Colo. / Highlands Ranch
19	Joshua Pakola	DE	6-3	257	Fr.	Newark, Calif. / St. Francis
84	Colby Parkinson	TE	6-7	251	Jr.	Simi Valley, Calif. / Oaks Christian
4	J.J. Parson	FS	5-10	176	Sr.	Chandler, Ariz. / Hamilton
76	Grant Pease	OT	6-4	272	So.	Charlotte, N.C. / Ardrey Kell
32	Nathaniel Peat	RB	5-10	190	Fr.	Columbia, Mo. / Rock Bridge
99	Bo Peek	DT	6-3	298	Sr.	Tampa, Fla. / Plant
49	Kyle Petrucci	LS	6-6	238	So.	Newport Coast, Calif. / Corona del Mar
42	Caleb Phillips	OLB	6-5	225	Jr.	Encinitas, Calif. / Santa Fe Christian
17	Dylan Plautz	QB	6-2	201	So.	Omaha, Neb. / Westside
41	Diego Preciado	WR	5-11	175	Fr.	Escondido, Calif. / Classical Academy
25	Andrew Pryts	ILB	6-1	225	Sr.	Hermitage, Pa. / Hermitage
90	Gabe Reid	OLB	6-2	239	Jr.	American Fork, Utah / Timpview
37	Collin Riccitelli	K/P	6-0	198	Sr.	San Marcos, Calif. / Carlsbad
18	Jack Richardson	QB	6-5	210	Sr.	Salinas, Calif. / Palma
2	Curtis Robinson	ILB	6-3	236	Sr.	Irvine, Calif. / Mater Dei
75	Walter Rouse	OT	6-6	291	Fr.	Silver Spring, Md. / Sidwell Friends School (D.C.)
27	Ryan Sanborn	P/K	6-3	205	Fr.	San Diego, Calif. / Francis W. Parker School
79	Foster Sarell	OT	6-7	308	Jr.	Graham, Wash. / Graham-Kapowsin
22	Cameron Scarlett	RB	6-1	216	5th	Portland, Ore. / Central Catholic
91	Thomas Schaffer	DE	6-7	285	Sr.	Vienna, Austria / Lake Forest Academy (Ill.)
11	Harry Schwartz	WR	6-0	201	Sr.	Los Angeles, Calif. / Brentwood
36	Tristan Sinclair	ILB	6-2	207	Fr.	Alamo, Calif. / San Ramon Valley
21	Trevor Speights	RB	5-11	203	Sr.	McAllen, Texas / Memorial
9	Osiris St. Brown	WR	6-2	190	Jr.	Brea, Calif. / Mater Dei
8	Donald Stewart	WR	6-4	199	Sr.	Hillside, N.J. / Paramus Catholic
50	Trey Stratford	OG/OT	6-4	240	So.	Allen, Texas / Allen
51	Jovan Swann	DE	6-2	271	Sr.	Greenwood, Ind. / Center Grove
24	Jay Symonds	FB	6-3	240	So.	Melrose, Mass. / Buckingham Browne & Nichols
39	Alexander Thorpe	P/K	6-0	185	Fr.	New York, N.Y. / Fieldston
26	Jet Toner	K	6-4	199	Sr.	Honolulu, Hawaii / Punahou
52	Casey Toohill	OLB	6-4	247	5th	San Diego, Calif. / Cathedral Catholic
24	Nicolas Toomer	CB	6-2	185	Fr.	Tyrone, Ga. / Sandy Creek
81	Brycen Tremayne	WR	6-4	196	So.	Los Angeles, Calif. / Venice
40	Anthony Trinh	OLB	6-2	238	Sr.	Duluth, Ga. / Pace
28	Salim Turner-Muhammad	CB	6-0	183	Fr.	Corona, N.Y. / Episcopal (Va.)
35	Tobe Umerah	OLB	6-4	244	So.	Macon, Ga. / Stratford
50	Dalyn Wade-Perry	DT	6-4	321	Jr.	Englewood, N.J. / Pope John XXIII
5	Connor Wedington	WR	6-0	200	Jr.	Lake Tapps, Wash. / Sumner
10	Jack West	QB	6-4	212	So.	Saraland, Ala. / Saraland
57	Michael Williams	DT	6-2	290	Sr.	Fort Worth, Texas / All Saints' Episcopal
9	Noah Williams	FS	6-0	195	Jr.	Phoenix, Ariz. / Brophy
21	Kendall Williamson	SS	6-1	201	So.	Snellville, Ga. / Brookwood
4	Michael Wilson	WR	6-2	210	So.	Simi Valley, Calif. / Chaminade
25	Justus Woods	RB	6-1	209	So.	Weddington, N.C. / Charlotte Christian

PRONUNCIATIONS

Paulson Adebo ah-DEE-bo
 Malik Antoine muh-LEEK an-twon
 K.J. Costello cah-STELL-oh
 Levani Damuni liv-ahn-ee dah-MOON-ee
 Aeneas DiCosmo ah-KNEE-iss di-CEE-mo
 Obi Eboh OH-bee ee-bow
 Simi Fehoko sih-mee fay-ho-ko
 Andres Fox ahn-dray-iss
 Henry Hattis haddis

Houston Heimuli hay-mew-lee
 Tangaloa Kaufusi tang-goh-low-uh kuh-foo-see
 Kyu Blu Kelly kigh-yew
 TaeVeon Le tay-vee-on LAY
 Ricky Miezan rhymes with LIAISON
 Zahrn Manley zahr-in
 Grant Pease peace
 Dylan Plautz plouts
 Andrew Pryts pritz

Collin Riccitelli rich-uh-TELL-ee
 Walter Rouse rhymes with HOUSE
 Foster Sarell suh-RELL
 Thomas Schaffer toe-MAHS shauffer
 Jay Symonds simmons
 Brycen Tremayne trih-MAIN
 Anthony Trinh TRIN
 Tobe Umerah toby oo-mare-uh
 Dalyn Wade-Perry DAY-lynn

2019 ACADEMIC ROSTER

NO	NAME	POS	HT	WT	CL	ACADEMIC MAJOR	NO	NAME	POS	HT	WT	CL	ACADEMIC MAJOR
2	Colby Bowman	WR	6-2	197	Fr	Undeclared	34	Houston Heimuli	FB	5-11	249	Jr	Human Biology
2	Curtis Robinson	ILB	6-3	236	Sr	Political Science	35	Tobe Umerah	OLB	6-4	244	So	Undeclared
3	Malik Antoine	FS	5-11	197	Sr	Mgmt. Science and Engineering	36	Tristan Sinclair	ILB	6-2	207	Fr	Undeclared
3	K.J. Costello	QB	6-5	222	Sr	Political Science	37	Collin Riccitelli	K/P	6-0	198	Sr	Mgmt. Science and Engineering
4	J.J. Parson	FS	5-10	176	Sr	Aeronautics and Astronautics	38	Jason Kaul	S	6-4	205	Fr	Undeclared
4	Michael Wilson	WR	6-2	210	So	Undeclared	39	Alexander Thorpe	P/K	6-0	185	Fr	Undeclared
5	Donjae Logan	CB	5-11	187	So	Undeclared	40	Anthony Trinh	OLB	6-2	238	Sr	Political Science • Sociology
5	Connor Wedington	WR	6-0	200	Jr	Science, Tech. and Society	41	Diego Preciado	WR	5-11	175	Fr	Undeclared
6	Isaiah Brandt-Sims	WR	5-11	187	6th	Computer Science	42	Caleb Phillips	OLB	6-5	225	Jr	Science, Tech. and Society
6	Andres Fox	OLB	6-4	252	So	Undeclared	43	Ryan Beecher	ILB	6-1	237	5th	History
8	Treyjohn Butler	CB	5-11	205	Sr	Political Science	44	Caleb Kelly	OLB	6-3	220	So	Undeclared
8	Donald Stewart	WR	6-4	199	Sr	Science, Tech. and Society	44	TaeVeon Le	TE	6-4	241	So	Undeclared
9	Osiris St. Brown	WR	6-2	190	Jr	Science, Tech. and Society	45	Ricky Miezan	ILB	6-2	241	So	Undeclared
9	Noah Williams	FS	6-0	195	Jr	Product Design	47	Tangaloa Kaufusi	OLB	6-3	237	So	Undeclared
10	Jordan Fox	OLB	6-3	226	Sr	Political Science	49	Kyle Petrucci	LS	6-6	238	So	Undeclared
10	Jack West	QB	6-4	212	So	Undeclared	50	Trey Stratford	OG/OT	6-4	240	So	Undeclared
11	Paulson Adebo	CB	6-1	190	Jr	Product Design	50	Dalyn Wade-Perry	DT	6-4	321	Jr	Product Design
11	Harry Schwartz	WR	6-0	201	Sr	Product Design	51	Drew Dalman	C	6-3	284	Jr	Mechanical Engineering
13	Ethan Bonner	CB	6-1	188	So	Undeclared	51	Jovan Swann	DE	6-2	271	Sr	Human Biology
13	Simi Fehoko	WR	6-4	226	So	Undeclared	52	Casey Toohill	OLB	6-4	247	5th	Political Science
14	Cameron Buzzell	WR	5-10	169	Jr	Product Design	54	Jake Koffman	OG	6-2	252	Jr	Computer Science
14	Jacob Mangum-Farrar	ILB	6-4	240	So	Undeclared	56	Jake Lynch	ILB	6-2	232	So	Undeclared
15	Stephen Herron	OLB	6-4	223	Fr	Undeclared	57	Michael Williams	DT	6-2	290	Sr	Psychology
15	Davis Mills	QB	6-4	214	Jr	Science, Tech. and Society	58	Dylan Boles	DE	6-4	264	Jr	Political Science
17	Kyu Blu Kelly	CB	6-1	176	Fr	Undeclared	60	Drake Nugent	C/OG	6-2	284	Fr	Undeclared
17	Dylan Plautz	QB	6-2	201	So	Undeclared	63	Barrett Miller	OT	6-5	292	Fr	Undeclared
18	Stuart Head	SS	6-4	210	Jr	Political Science	66	Branson Bragg	OG/OT	6-4	286	Fr	Undeclared
18	Jack Richardson	QB	6-5	210	Sr	Psychology	69	Richard McNitzky	LS	6-1	218	Sr	Political Science
19	Elijah Higgins	WR	6-3	220	Fr	Undeclared	70	Wakely Lush	OT	6-5	240	Fr	Undeclared
19	Joshua Pakola	DE	6-3	257	Fr	Undeclared	72	Walker Little	OT	6-7	309	Jr	Science, Tech. and Society
20	Aeneas DiCosmo	ILB	6-3	231	Fr	Undeclared	73	Jake Hornbrook	OG/OT	6-5	279	Fr	Undeclared
20	Austin Jones	RB	5-10	193	Fr	Undeclared	74	Devery Hamilton	OT/OG	6-7	301	Sr	Communication • Philosophy
21	Trevor Speights	RB	5-11	203	Sr	Science, Tech. and Society	75	Walter Rouse	OT	6-6	291	Fr	Undeclared
21	Kendall Williamson	FS	6-1	201	So	Undeclared	76	Grant Pease	OT	6-4	272	So	Undeclared
22	Obi Eboh	CB	6-2	195	Sr	Mgmt. Science and Engineering	77	Thunder Keck	OLB	6-3	234	Jr	Computer Science
22	Cameron Scarlett	RB	6-1	216	5th	Media Studies	78	Henry Hattis	OG	6-6	297	Sr	Political Science
23	Marcus Graham	WR	5-11	166	Fr	Undeclared	79	Foster Sarell	OT	6-7	308	Jr	Political Science
23	Ryan Johnson	DE	6-4	266	Jr	Economics	80	Scooter Harrington	TE	6-5	257	Sr	Mgmt. Science and Engineering
24	Jay Symonds	FB	6-3	240	So	Undeclared	81	Brycen Tremayne	WR	6-4	196	So	Undeclared
24	Nicolas Toomer	CB	6-2	185	Fr	Undeclared	84	Colby Parkinson	TE	6-7	251	Jr	Civil Engineering
25	Andrew Pryts	ILB	6-1	225	Sr	Economics	85	Kyle McCombs	TE	6-5	236	Jr	Mgmt. Science and Engineering
25	Justus Woods	RB	6-1	209	So	Undeclared	86	Kale Lucas	WR	6-0	190	Fr	Undeclared
26	Brock Jones	S	6-1	185	Fr	Undeclared	87	Bradley Archer	TE	6-4	235	Fr	Undeclared
26	Jet Toner	K	6-4	199	Sr	Science, Tech. and Society	88	Tucker Fisk	TE	6-4	269	Jr	Earth Systems
27	Ryan Sanborn	P/K	6-3	205	Fr	Undeclared	90	Gabe Reid	OLB	6-2	239	Jr	Mgmt. Science and Engineering
28	Dorian Maddox	RB	5-10	193	Sr	Psychology	91	Thomas Schaffer	DE	6-7	285	Sr	Economics • Science, Tech. and Society
28	Salim Turner-Muhammad	CB	6-0	183	Fr	Undeclared	93	Trey LaBounty	DE	6-7	245	So	Undeclared
29	Spencer Jorgensen	S	6-2	205	Fr	Undeclared	99	Bo Peek	DT	6-3	298	Sr	Communication
30	Levani Damuni	ILB	6-2	258	Fr	Undeclared							
30	Cameron McFarlane	RB	6-0	210	So	Undeclared							
31	Zahran Manley	CB	6-2	175	Fr	Undeclared							
32	Jonathan McGill	S	5-10	179	Fr	Undeclared							
32	Nathaniel Peat	RB	5-10	190	Fr	Undeclared							
33	Alex Gracey	P	6-3	205	So	Undeclared							
34	Thomas Booker	DE	6-4	281	So	Undeclared							

PRONUNCIATIONS

Paulson Adebo ah-DEE-bo
 Malik Antoine muh-LEEK an-twon
 K.J. Costello cah-STELL-oh
 Levani Damuni liv-ahn-ee dah-MOON-ee
 Aeneas DiCosmo ah-KNEE-iss di-COZ-mo
 Obi Eboh OH-bee ee-bow
 Simi Fehoko sih-mee fay-ho-ko
 Andres Fox ahn-dray-iss
 Henry Hattis haddis

Houston Heimuli hay-mew-lee
 Tangaloa Kaufusi tang-goh-low-uh kuh-foo-see
 Kyu Blu Kelly kigh-yew
 TaeVeon Le tay-vee-on LAY
 Ricky Miezan rhymes with LIAISON
 Zahran Manley zahr-in
 Grant Pease peace
 Dylan Plautz plouts
 Andrew Pryts pritz

Collin Riccitelli rich-uh-TELL-ee
 Walter Rouse rhymes with HOUSE
 Foster Sarell suh-RELL
 Thomas Schaffer toe-MAHS shauffer
 Jay Symonds simmons
 Brycen Tremayne trih-MAIN
 Anthony Trinh TRIN
 Tobe Umerah toby oo-mare-uh
 Dalyn Wade-Perry DAY-lynn

2019 DEPTH CHART

OFFENSE

	NO.	NAME	CL	HT	WT	HOMETOWN / PREVIOUS SCHOOL
QB	3	K.J. Costello	Sr.	6-5	222	Coto de Caza, Calif. / Santa Margarita Catholic
-OR-	15	Davis Mills	Jr.	6-4	214	Duluth, Ga. / Greater Atlanta Christian
-OR-	10	Jack West	So.	6-4	212	Saraland, Ala. / Saraland
RB	22	Cameron Scarlett	5th	6-1	216	Portland, Ore. / Central Catholic
	20	Austin Jones	Fr.	5-10	193	Antioch, Calif. / Bishop O'Dowd
	32	Nathaniel Peat	Fr.	5-10	190	Columbia, Mo. / Rock Bridge
FB	34	Houston Heimuli	Jr.	5-11	249	Woods Cross, Utah / Bountiful
	24	Jay Symonds	So.	6-3	240	Melrose, Mass. / Buckingham Browne & Nichols
WR	5	Connor Wedington	Jr.	6-0	200	Lake Tapps, Wash. / Sumner
	9	Osiris St. Brown	Jr.	6-2	190	Brea, Calif. / Mater Dei
WR	4	Michael Wilson	So.	6-2	210	Simi Valley, Calif. / Chaminade
	13	Simi Fehoko	So.	6-4	226	Sandy, Utah / Brighton
TE	84	Colby Parkinson	Jr.	6-7	251	Simi Valley, Calif. / Oaks Christian
	88	Tucker Fisk	Jr.	6-4	269	Davis, Calif. / Davis Senior
-OR-	80	Scooter Harrington	Sr.	6-5	257	Greenwich, Conn. / Greenwich
LT	75	Walter Rouse	Fr.	6-6	291	Silver Spring, Md. / Sidwell Friends School (D.C.)
	63	Barrett Miller	Fr.	6-5	292	Aurora, Colo. / Eaglecrest
LG	63	Barrett Miller	Fr.	6-5	292	Aurora, Colo. / Eaglecrest
	60	Drake Nugent	Fr.	6-2	284	Lone Tree, Colo. / Highlands Ranch
C	51	Drew Dalman	Jr.	6-3	284	Salinas, Calif. / Palma
	60	Drake Nugent	Fr.	6-2	284	Lone Tree, Colo. / Highlands Ranch
RG	73	Jake Hornibrook	Fr.	6-5	279	West Chester, Pa. / Malvern Prep
	60	Drake Nugent	Fr.	6-2	284	Lone Tree, Colo. / Highlands Ranch
RT	79	Foster Sarell	Jr.	6-7	308	Graham, Wash. / Graham-Kapowsin
	73	Jake Hornibrook	Fr.	6-5	279	West Chester, Pa. / Malvern Prep

SPECIAL TEAMS

	NO.	NAME	CL	HT	WT	HOMETOWN / PREVIOUS SCHOOL
PK	27	Ryan Sanborn	Fr.	6-3	205	San Diego, Calif. / Francis W. Parker School
KOS	27	Ryan Sanborn	Fr.	6-3	205	San Diego, Calif. / Francis W. Parker School
P	27	Ryan Sanborn	Fr.	6-3	205	San Diego, Calif. / Francis W. Parker School
	33	Alex Gracey	So.	6-3	205	Atlanta, Ga. / Westminster
H	33	Alex Gracey	So.	6-3	205	Atlanta, Ga. / Westminster
	11	Harry Schwartz	Sr.	6-0	201	Los Angeles, Calif. / Brentwood
LS	69	Richard McNitzky	Sr.	6-1	218	San Antonio, Texas / MacArthur
	49	Kyle Petrucci	So.	6-6	238	Newport Coast, Calif. / Corona del Mar
KR	5	Connor Wedington	Jr.	6-0	200	Lake Tapps, Wash. / Sumner
	20	Austin Jones	Fr.	5-10	193	Antioch, Calif. / Bishop O'Dowd
PR	4	Michael Wilson	So.	6-2	210	Simi Valley, Calif. / Chaminade
	5	Connor Wedington	Jr.	6-0	200	Lake Tapps, Wash. / Sumner

DEFENSE

	NO.	NAME	CL	HT	WT	HOMETOWN / PREVIOUS SCHOOL
DE	51	Jovan Swann	Sr.	6-2	271	Greenwood, Ind. / Center Grove
	91	Thomas Schaffer	Sr.	6-7	285	Vienna, Austria / Lake Forest Academy (Ill.)
DT	57	Michael Williams	Sr.	6-2	290	Fort Worth, Texas / All Saints' Episcopal
	50	Dalyn Wade-Perry	Jr.	6-4	321	Englewood, N.J. / Pope John XXIII
DE	34	Thomas Booker	So.	6-4	281	Ellicott City, Md. / Gilman
	91	Thomas Schaffer	Sr.	6-7	285	Vienna, Austria / Lake Forest Academy (Ill.)
OLB	52	Casey Toohill	5th	6-4	247	San Diego, Calif. / Cathedral Catholic
	40	Anthony Trinh	Sr.	6-2	238	Duluth, Ga. / Pace
ILB	2	Curtis Robinson	Sr.	6-3	236	Irvine, Calif. / Mater Dei
-OR-	43	Ryan Beecher	5th	6-1	237	Fresno, Calif. / San Joaquin Memorial
ILB	25	Andrew Pryts	Sr.	6-1	225	Hermitage, Pa. / Hermitage
	43	Ryan Beecher	5th	6-1	237	Fresno, Calif. / San Joaquin Memorial
OLB	90	Gabe Reid	Jr.	6-2	239	American Fork, Utah / Timpview
	47	Tangaloa Kaufusi	So.	6-3	237	Salt Lake City, Utah / East
CB	11	Paulson Adebo	Jr.	6-1	190	Mansfield, Texas / Mansfield
	5	Donjae Logan	So.	5-11	187	Mesa, Ariz. / Desert Ridge
-OR-	31	Zahran Manley	Fr.	6-2	175	Claremont, Calif. / Upland
SS	21	Kendall Williamson	So.	6-1	201	Snellville, Ga. / Brookwood
-OR-	18	Stuart Head	Jr.	6-4	210	Woodstock, Ga. / Etowah
FS	3	Malik Antoine	Sr.	5-11	197	Baton Rouge, La. / University Laboratory
	32	Jonathan McGill	Fr.	5-10	179	Coppell, Texas / Coppell
CB	17	Kyu Blu Kelly	Fr.	6-1	176	Las Vegas, Nev. / Bishop Gorman
	22	Obi Eboh	Sr.	6-2	195	Southlake, Texas / Carroll

PRONUNCIATIONS

Paulson Adebo.....ah-DEE-bo	Zahran Manley.....zahr-in
Malik Antoine.....muh-LEEK an-twon	Grant Pease.....peace
K.J. Costello.....cah-STELL-oh	Dylan Plautz.....plauts
Levani Damuni.....liv-ahn-ee dah-MOON-ee	Andrew Pryts.....pritz
Aeneas DiCosmo...ah-KNEE-iss di-COZ-mo	Collin Riccitelli.....rich-uh-TELL-ee
Obi Eboh.....OH-bee ee-bow	Walter Rouse.....rhymes with HOUSE
Simi Fehoko.....sih-mee fay-ho-ko	Foster Sarell.....suh-RELL
Andres Fox.....ahn-dray-iss	Thomas Schaffer.....toe-MAHS shauffer
Henry Hattis.....haddis	Jay Symonds.....simmons
Houston Heimuli.....hay-mew-lee	Brycen Tremayne.....trih-MAIN
Tangaloa Kaufusi.....tang-goh-low-uh kuh-foo-see	Anthony Trinh.....TRIN
Kyu Blu Kelly.....kigh-yew	Tobe Umerah.....toby oo-mare-uh
TaeVeon Le.....tay-vee-on LAY	Dalyn Wade-Perry.....DAY-lynn
Ricky Miezan.....rhymes with LIAISON	

2019 STATISTICS | STARTERS

2019 STARTERS (GAME-BY-GAME)

OFFENSE	QB	RB	WR	WR	FB	TE	LT	LG	C	RG	RT
NORTHWESTERN	Costello	Scarlett	Wilson	Wedington	Heimuli	Parkinson	Little	Hamilton	Dalman	Hattis	Sarell
at USC	Mills	Scarlett	Wilson	Wedington	Fisk (TE)	Parkinson	Rouse	Hamilton	Dalman	Hattis	Sarell
at UCF	Costello	Scarlett	Wilson	Wedington	Heimuli	Parkinson	Rouse	Hamilton	Dalman	Hattis	Bragg
OREGON	Costello	Scarlett	Wilson	Wedington	St. Brown (WR)	Parkinson	Rouse	Hamilton	Dalman	Hattis	Sarell
at Oregon State	Mills	Scarlett	Wilson	Wedington	St. Brown (WR)	Parkinson	Rouse	Miller	Dalman	Hattis	Sarell
WASHINGTON	Mills	Scarlett	Wilson	Wedington	St. Brown (WR)	Parkinson	Rouse	Miller	Dalman	Hattis	Sarell
UCLA	West	Scarlett	Wilson	Wedington	Heimuli	Parkinson	Rouse	Miller	Dalman	Hornibrook	Sarell
ARIZONA	Costello	Scarlett	Wilson	Wedington	St. Brown (WR)	Parkinson	Rouse	Miller	Dalman	Hornibrook	Sarell
at Colorado											
at Washington State											
CALIFORNIA											
NOTRE DAME											

DEFENSE	DE	DT	DE/NB	OLB	ILB	ILB	OLB	CB	CB	FS	SS
NORTHWESTERN	Swann	Williams	Parson (NB)	Toohill	Robinson	Pryts	Fox	Adebo	Eboh	Antoine	Williamson
at USC	Swann	Williams	Parson (NB)	Toohill	Robinson	Pryts	Fox	Adebo	Eboh	Antoine	Williamson
at UCF	Swann	Williams	Parson (NB)	Toohill	Robinson	Pryts	Fox	Adebo	Eboh	Antoine	Williamson
OREGON	Swann	Williams	McGill (NB)	Toohill	Robinson	Pryts	Fox	Adebo	Kelly	Antoine	Williamson
at Oregon State	Swann	Williams	McGill (NB)	Toohill	Robinson	Pryts	Fox	Adebo	Kelly	Antoine	Williamson
WASHINGTON	Swann	Williams	Booker	Toohill	Robinson	Pryts	Reid	Adebo	Kelly	Antoine	Williamson
UCLA	Swann	Williams	McGill (NB)	Toohill	Robinson	Pryts	Reid	Adebo	Kelly	Antoine	Head
ARIZONA	Booker	Williams	McGill (NB)	Toohill	Robinson	Pryts	Reid	Adebo	Kelly	Antoine	Head
at Colorado											
at Washington State											
CALIFORNIA											
NOTRE DAME											

CAREER PARTICIPATION/STARTS

Offense		2019	Career	Consecutive	Defense		2019	Career	Consecutive
No.	Name	GP-GS	Starts	Starts	No.	Name	GP-GS	Starts	Starts
66	Bragg, Branson	1-1	1	0	11	Adebo, Paulson	8-8	20	19
3	Costello, K.J.	4-4	24	1	3	Antoine, Malik	8-8	19	19
51	Dalman, Drew	8-8	12	8	34	Booker, Thomas	8-2	5	1
88	Fisk, Tucker	8-1	5	0	23	Eboh, Obi	8-3	4	0
74	Hamilton, Devery	4-4	18	0	10	Fox, Jordan	5-5	12	0
80	Harrington, Scooter	8-0	6	0	18	Head, Stuart	4-2	2	2
78	Hattis, Henry	6-6	6	0	17	Kelly, Kyu Blu	8-5	5	5
34	Heimuli, Houston	8-3	3	0	32	McGill, Jonathan	7-4	4	2
73	Hornibrook, Jake	3-2	2	2	4	Parson, J.J.	6-3	3	0
72	Little, Walker	1-1	19	0	25	Pryts, Andrew	8-8	8	8
63	Miller, Barrett	8-4	4	4	90	Reid, Gabe	8-3	8	3
15	Mills, Davis	5-3	3	0	2	Robinson, Curtis	8-8	8	8
84	Parkinson, Colby	8-8	19	12	51	Swann, Jovan	8-7	18	0
75	Rouse, Walter	8-7	7	7	52	Toohill, Casey	8-8	15	8
79	Sarell, Foster	7-7	7	5	57	Williams, Michael	8-8	21	21
22	Scarlett, Cameron	8-8	11	9	29	Williamson, Kendall	7-6	7	0
23	Speights, Trevor	0-0	1	0					
9	St. Brown, Osiris	8-4	4	1					
8	Stewart, Donald	1-0	2	0					
5	Wedington, Connor	8-8	13	8					
10	West, Jack	1-1	1	0					
4	Wilson, Michael	8-8	10	9					

2019 STATISTICS | PARTICIPATION

#	NAME	GP/GS	NW	USC	UCF	ORE	OSU	WASH	UCLA	
11	Adebo,P	8/8	START	START	START	START	START	START	START	START
3	Antoine,M	8/8	START	START	START	START	START	START	START	START
43	Beecher,R	8/-	XXX	XXX	XXX	XXX	XXX	XXX	XXX	XXX
58	Boles,D	1/-	XXX
34	Booker,T	8/2	XXX	XXX	XXX	XXX	XXX	START	XXX	START
66	Bragg,B	1/1	START
62	Brandt-Sims,I	4/-	XXX	XXX	XXX	XXX
82	Butler,T	2/-	XXX	XXX
32	Costello,K	4/4	START	...	START	START	START
5A	Dalman,D	8/8	START	START	START	START	START	START	START	START
22	Eboh,O	8/3	START	START	START	XXX	XXX	XXX	XXX	XXX
13	Fehoko,S	8/-	XXX	XXX	XXX	XXX	XXX	XXX	XXX	XXX
88	Fisk,T	8/1	XXX	START	XXX	XXX	XXX	XXX	XXX	XXX
6	Fox,A	3/-	XXX	XXX	XXX
10	Fox,J	5/5	START	START	START	START	START
33	Gracey,A	8/-	XXX	XXX	XXX	XXX	XXX	XXX	XXX	XXX
74	Hamilton,D	4/4	START	START	START	START
80	Harrington,S	8/-	XXX	XXX	XXX	XXX	XXX	XXX	XXX	XXX
78	Hattis,H	6/6	START	START	START	START	START	START
18	Head,S	4/2	XXX	XXX	START	START
3D	Heimuli,H	8/3	START	XXX	START	XXX	XXX	XXX	START	XXX
1E	Herron,S	2/-	XXX	XXX
19	Higgins,E	8/-	XXX	XXX	XXX	XXX	XXX	XXX	XXX	XXX
73	Hornbrook,J	3/2	XXX	START	START
23	Johnson,R	5/-	...	XXX	XXX	...	XXX	XXX	XXX	...
20	Jones,A	8/-	XXX	XXX	XXX	XXX	XXX	XXX	XXX	XXX
39	Jones,B	7/-	...	XXX	XXX	XXX	XXX	XXX	XXX	XXX
29	Jorgensen,S	6/-	XXX	XXX	XXX	XXX	XXX	XXX
47	Kaufusi,T	3/-	XXX	XXX	XXX
77	Keck, Thunder	6/-	XXX	XXX	XXX	XXX	XXX	...	XXX	...
17	Kelly,KB	8/5	XXX	XXX	XXX	START	START	START	START	START
72	Little,W	1/1	START
5Z	Logan,D	4/-	...	XXX	XXX	XXX	XXX
56	Lynch,J	2/-	XXX	XXX	...
28	Maddox,D	8/-	XXX	XXX	XXX	XXX	XXX	XXX	XXX	XXX
14	Mangum-Farrar	2/-	XXX	XXX
31	Manley,Z	4/-	...	XXX	XXX	XXX	XXX
85	McCombs,K	2/-	XXX	XXX
3B	McGill,J	8/4	XXX	XXX	XXX	START	START	XXX	START	START
69	McNitzky,R	8/-	XXX	XXX	XXX	XXX	XXX	XXX	XXX	XXX
45	Miezan,R	2/-	XXX	XXX
63	Miller,B	7/4	...	XXX	XXX	XXX	START	START	START	START
15	Mills,D	6/3	XXX	START	XXX	...	START	START	XXX	...
84	Parkinson,C	8/8	START	START	START	START	START	START	START	START
4Z	Parson,JJ	6/3	START	START	START	XXX	XXX	XXX
32	Peat,N	8/-	XXX	XXX	XXX	XXX	XXX	XXX	XXX	XXX
99	Peek,B	3/-	...	XXX	XXX	XXX
42	Phillips,C	8/-	XXX	XXX	XXX	XXX	XXX	XXX	XXX	XXX
25	Pryts,A	8/8	START	START	START	START	START	START	START	START
90	Reid,G	8/3	XXX	XXX	XXX	XXX	XXX	START	START	START
2	Robinson,C	8/8	START	START	START	START	START	START	START	START
75	Rouse,W	8/7	XXX	START	START	START	START	START	START	START
27	Sanborn,R	8/-	XXX	XXX	XXX	XXX	XXX	XXX	XXX	XXX
79	Sarell,F	7/7	START	START	...	START	START	START	START	START
2B	Scarlett,C	8/8	START	START	START	START	START	START	START	START
91	Schaffer,T	8/-	XXX	XXX	XXX	XXX	XXX	XXX	XXX	XXX
1A	Schwartz,H	1/-	XXX	...
36	Sinclair,T	1/-	XXX
9Z	St. Brown,O	8/4	XXX	XXX	XXX	START	START	START	XXX	START
8	Stewart,D	1/-	XXX
51	Swann,J	8/7	START	START	START	START	START	START	START	XXX
24	Symonds,J	8/-	XXX	XXX	XXX	XXX	XXX	XXX	XXX	XXX
26	Toner,J	7/-	XXX	XXX	XXX	XXX	XXX	XXX	XXX	...
52	Toohill,C	8/8	START	START	START	START	START	START	START	START
81	Tremayne,B	8/-	XXX	XXX	XXX	XXX	XXX	XXX	XXX	XXX
40	Trinh,A	7/-	...	XXX	XXX	XXX	XXX	XXX	XXX	XXX
35	Umerah,T	6/-	XXX	XXX	XXX	XXX	XXX	XXX
50	Wade-Perry,D	8/-	XXX	XXX	XXX	XXX	XXX	XXX	XXX	XXX
5	Wedington,C	8/8	START	START	START	START	START	START	START	START
1J	West,J	2/1	XXX	START	...
57	Williams,M	8/8	START	START	START	START	START	START	START	START
9	Williams,N	6/-	...	XXX	XXX	XXX	...	XXX	XXX	XXX
21	Williamson,K	7/6	START	START	START	START	START	START	...	XXX
4	Wilson,M	8/8	START	START	START	START	START	START	START	START

2019 STATISTICS | OVERVIEW

2019 SCHEDULE & RESULTS

RECORD: 4-4 (3-3 PAC-12)
HOME: 3-2 ROAD: 1-2 NEUTRAL: 0-0

DATE	STAN RANK	OPPONENT	W/L	SCORE	ATT
Aug. 31	25/23	NR/25 NORTHWESTERN	W	17-7	37,179
Sept. 7	23/23	at USC *	L	20-45	62,109
Sept. 14	NR/RV	at 17/16 UCF	L	27-45	45,008
Sept. 21		16/17 OREGON *	L	6-21	39,249
Sept. 28		at Oregon State *	W	31-28	32,326
Oct. 5		15/16 WASHINGTON *	W	23-13	33,225
Oct. 17		UCLA *	L	16-34	31,464
Oct. 26		ARIZONA *	W	41-31	31,711
Nov. 9		at Colorado *			
Nov. 16		at Washington State *			
Nov. 23		CALIFORNIA *			
Nov. 30		NOTRE DAME			

* Pac-12 Conference game

RUSHING

NAME	G	ATT	GAIN	LOST	NET	AVG	TD	LONG	AVG/G
Scarlett, Cameron	8	159	739	39	700	4.4	5	45	87.5
Jones, Austin	8	25	141	7	134	5.4	1	35	16.8
Maddox, Dorian	8	22	79	4	75	3.4	0	11	9.4
Wedington, Connor	8	3	30	0	30	10.0	0	17	3.8
Peat, Nathaniel	8	3	21	0	21	7.0	0	14	2.6
Costello, K.J.	4	15	48	29	19	1.3	0	12	4.8
Mills, Davis	6	18	59	41	18	1.0	0	16	3.0
TEAM	5	2	0	15	-15	-7.5	0	0	-3.0
West, Jack	2	12	12	40	-28	-2.3	0	7	-14.0
Total.....	8	259	1129	175	954	3.7	6	45	119.2
Opponents.....	8	270	1463	259	1204	4.5	12	73	150.5

PASSING

NAME	G	EFF	C-A-I	PCT	YDS	TD	LONG	YPG
Costello, K.J.	4	118.20	84-138-2	60.9	793	5	44	198.2
Mills, Davis	6	145.69	71-110-1	64.5	890	5	42	148.3
West, Jack	2	84.41	15-32-0	46.9	143	0	35	71.5
TEAM	5	0.00	0-2-0	0.0	0	0	0	0.0
Parkinson, Colby	8	497.20	1-1-0	100.0	8	1	8	1.0
Total.....	8	125.57	171-283-3	60.4	1834	11	44	229.2
Opponents.....	8	148.35	169-263-6	64.3	2108	17	45	263.5

TEAM TOTALS

	STANFORD	OPPONENTS
SCORING	181	224
Points Per Game	22.6	28.0
Points Off Turnovers	23	21
FIRST DOWNS	157	171
Rushing	51	65
Passing	88	97
Penalty	18	9
RUSHING YARDAGE	954	1204
Yards gained rushing	1129	1463
Yards lost rushing	175	259
Rushing Attempts	259	270
Average Per Rush	3.7	4.5
Average Per Game	119.2	150.5
TDs Rushing	6	12
PASSING YARDAGE	1834	2108
Comp-Att-Int	171-283-3	169-263-6
Average Per Pass	6.5	8.0
Average Per Catch	10.7	12.5
Average Per Game	229.2	263.5
TDs Passing	11	17
TOTAL OFFENSE	2788	3312
Total Plays	542	533
Average Per Play	5.1	6.2
Average Per Game	348.5	414.0
KICK RETURNS: #-Yards	21-563	14-254
PUNT RETURNS: #-Yards	12-94	9-65
INT RETURNS: #-Yards	6-4	3-43
KICK RETURN AVERAGE	26.8	18.1
PUNT RETURN AVERAGE	7.8	7.2
INT RETURN AVERAGE	0.7	14.3
FUMBLES-LOST	5-3	7-4
PENALTIES-Yards	48-373	49-446
Average Per Game	46.6	55.8
PUNTS-Yards	39-1595	30-1286
Average Per Punt	40.9	42.9
Net punt average	38.2	38.4
KICKOFFS-Yards	41-2450	44-2746
Average Per Kick	59.8	62.4
Net kick average	41.4	38.8
TIME OF POSSESSION/Game	34:05	25:55
3RD-DOWN Conversions	47/118	46/103
3rd-Down Pct	40%	45%
4TH-DOWN Conversions	3/10	6/12
4th-Down Pct	30%	50%
SACKS BY-Yards	20-153	20-103
MISC YARDS	0	9
TOUCHDOWNS SCORED	20	29
FIELD GOALS-ATTEMPTS	14-18	7-11
ON-SIDE KICKS	0-0	0-0
RED-ZONE SCORES	(24-26) 92%	(23-28) 82%
RED-ZONE TOUCHDOWNS	(12-26) 46%	(19-28) 68%
PAT-ATTEMPTS	(19-19) 100%	(29-29) 100%
ATTENDANCE	172828	139443
Games/Avg Per Game	5/34566	3/46481
Neutral Site Games		0/0

SCORE BY QUARTER

	1st	2nd	3rd	4th	OT	TOTAL
STANFORD	44	64	24	49	0	181
OPPONENTS	69	62	30	63	0	224

2019 STATISTICS | INDIVIDUAL

RECEIVING

NAME	G	NO	YDS	AVG	TD	LONG	AVG/G
Wedington, Connor	8	40	371	9.3	1	30	46.4
Wilson, Michael	8	32	365	11.4	3	39	45.6
Parkinson, Colby	8	31	358	11.5	1	36	44.8
St. Brown, Osiris	8	16	174	10.9	0	25	21.8
Scarlett, Cameron	8	16	159	9.9	0	26	19.9
Fehoko, Simi	8	10	260	26.0	3	44	32.5
Jones, Austin	8	7	51	7.3	0	11	6.4
Maddox, Dorian	8	4	37	9.2	0	27	4.6
Fisk, Tucker	8	3	24	8.0	0	16	3.0
Peat, Nathaniel	8	3	16	5.3	0	11	2.0
Heimuli, Houston	8	3	3	1.0	0	4	0.4
Tremayne, Brycen	8	2	17	8.5	2	14	2.1
Mills, Davis	6	1	8	8.0	1	8	1.3
Harrington, Scooter	8	1	5	5.0	0	5	0.6
Symonds, Jay	8	1	-2	-2.0	0	0	-0.2
Costello, K.J.	4	1	-12	-12.0	0	0	-3.0
Total.....	8	171	1834	10.7	11	44	229.2
Opponents.....	8	169	2108	12.5	17	45	263.5

ALL-PURPOSE

NAME	G	RUSH	REC	PUNT RET	KO RET	IR	TOTAL	YPG
Wedington, Connor	8	30	371	0	512	0	913	114.1
Scarlett, Cameron	8	700	159	0	0	0	859	107.4
Wilson, Michael	8	0	365	73	51	0	489	61.1
Parkinson, Colby	8	0	358	0	0	0	358	44.8
Fehoko, Simi	8	0	260	0	0	0	260	32.5
Jones, Austin	8	134	51	0	0	0	185	23.1
St. Brown, Osiris	8	0	174	0	0	0	174	21.8
Maddox, Dorian	8	75	37	0	0	0	112	14.0
Peat, Nathaniel	8	21	16	0	0	0	37	4.6
Mills, Davis	6	18	8	0	0	0	26	4.3
Fisk, Tucker	8	0	24	0	0	0	24	3.0
Jorgensen, Spencer	6	0	0	21	0	0	21	3.5
Tremayne, Brycen	8	0	17	0	0	0	17	2.1
Costello, K.J.	4	19	-12	0	0	0	7	1.8
Harrington, Scooter	8	0	5	0	0	0	5	0.6
Adebo, Paulson	8	0	0	0	0	4	4	0.5
Heimuli, Houston	8	0	3	0	0	0	3	0.4
Symonds, Jay	8	0	-2	0	0	0	-2	-0.2
TEAM	5	-15	0	0	0	0	-15	-3.0
West, Jack	2	-28	0	0	0	0	-28	-14.0
Total.....	8	954	1834	94	563	4	3449	431.1
Opponents.....	8	1204	2108	65	254	43	3674	459.2

TOTAL OFFENSE

NAME	G	PLAYS	RUSH	PASS	YDS	YPG
Mills, Davis	6	128	18	890	908	151.3
Costello, K.J.	4	153	19	793	812	203.0
Scarlett, Cameron	8	159	700	0	700	87.5
Jones, Austin	8	25	134	0	134	16.8
West, Jack	2	44	-28	143	115	57.5
Maddox, Dorian	8	22	75	0	75	9.4
Wedington, Connor	8	3	30	0	30	3.8
Peat, Nathaniel	8	3	21	0	21	2.6
Parkinson, Colby	8	1	0	8	8	1.0
TEAM	5	4	-15	0	-15	-3.0
Total.....	8	542	954	1834	2788	348.5
Opponents.....	8	533	1204	2108	3312	414.0

PUNTING

NAME	NO	YDS	AVG	LONG	TB	FC	I20	50+	BLK
Sanborn, Ryan	39	1595	40.9	68	2	15	12	8	0
Total.....	39	1595	40.9	68	2	15	12	8	0
Opponents.....	30	1286	42.9	57	2	9	14	6	1

KICK RETURNS

NAME	NO	YDS	AVG	TD	LONG
Wedington, Connor	18	512	28.4	0	60
Wilson, Michael	3	51	17.0	0	19
Total.....	21	563	26.8	0	60
Opponents.....	14	254	18.1	0	28

PUNT RETURNS

NAME	NO	YDS	AVG	TD	LONG
Wilson, Michael	11	73	6.6	0	27
Jorgensen, Spencer	1	21	21.0	0	0
Tremayne, Brycen	0	0	0.0	1	0
Total.....	12	94	7.8	1	27
Opponents.....	9	65	7.2	0	20

INTERCEPTIONS

NAME	NO	YDS	AVG	TD	LONG
Adebo, Paulson	4	4	1.0	0	2
Pryts, Andrew	1	0	0.0	0	0
Kelly, Kyu Blu	1	0	0.0	0	0
Total.....	6	4	0.7	0	2
Opponents.....	3	43	14.3	0	40

FUMBLE RETURNS

NAME	NO	YDS	AVG	TD	LONG
McGill, Jonathan	1	28	28.0	1	28
Fox, Jordan	0	0	0.0	1	0
Total.....	1	28	28.0	2	28
Opponents.....	1	18	18.0	0	18

KICKOFFS

NAME	NO	YDS	AVG	TB	OB	RETN	NET	YDLN
Toner, Jet	30	1761	58.7	12	3			
Sanborn, Ryan	11	689	62.6	8	0			
Total.....	41	2450	59.8	20	3	254	41.4	23
Opponents.....	44	2746	62.4	19	4	563	38.8	26

2019 STATISTICS | SCORING DRIVES

Stanford Drives vs. Northwestern

Qtr	Time	Play	Plays-Yards	TOP	Score
2nd	3:12	Wilson 2 yd pass from Costello (Toner PAT)	15-90	8:22	STAN 7-NU 0
	0:00	Toner 51 yd field goal	5-33	:40	STAN 10-NU 0
4th	0:20	Fox fumble recovery in end zone (Toner PAT)	---	---	STAN 17-NU 7

Stanford Drives vs. USC

Qtr	Time	Play	Plays-Yards	TOP	Score
1st	5:39	Wedington 15 yd pass from Mills (Toner PAT)	7-35	4:11	STAN 7-USC 3
2nd	14:56	Scarlett 3 yd run (Toner PAT)	8-80	3:14	STAN 14-USC 3
	13:47	Toner 32 yd field goal	4-7	1:02	STAN 17-USC 3
	8:00	Toner 37 yd field goal	7-57	3:21	STAN 20-USC 10

Stanford Drives vs. UCF

Qtr	Time	Play	Plays-Yards	TOP	Score
1st	5:49	Jones 35 yd run (Toner PAT)	6-79	2:32	STAN 7-UCF 21
3rd	8:17	Toner 36 yd field goal	10-28	5:07	STAN 10-UCF 38
4th	14:54	Wilson 24 yd pass from Costello (TonerPAT)	13-75	5:20	STAN 17-UCF 38
	07:57	Toner 35 yd field goal	9-58	3:20	STAN 20-UCF 45
	01:41	McGill 28 yd fumble recovery (Toner PAT)	---	---	STAN 27-UCF 45

Stanford Drives vs. Oregon

Qtr	Time	Play	Plays-Yards	TOP	Score
1st	8:43	Toner 32 yd field goal	12-61	6:17	STAN 3-ORE 0
4th	7:32	Toner 38 yd field goal	7-39	3:08	STAN 6-ORE 21

Stanford Drives vs. Oregon State

Qtr	Time	Play	Plays-Yards	TOP	Score
1st	1:37	Wilson 26 yd pass from Mills (Toner PAT)	6-68	3:28	STAN 7-OSU 0
2nd	1:24	Parkinson 3 yd pass from Mills (Toner PAT)	10-80	5:06	STAN 14-OSU 0
3rd	6:14	Tremayne 3 yd pass from Mills (Toner PAT)	11-80	5:48	STAN 21-OSU 0
4th	9:31	Mills 8 yd pass from Parkinson (Toner PAT)	6-72	2:47	STAN 28-OSU 14
	0:01	Toner 39 yd field goal	7-29	1:44	STAN 31-OSU 28

Stanford Drives vs. Washington

Qtr	Time	Play	Plays-Yards	TOP	Score
1st	9:51	Toner 20 yd field goal	11-80	5:09	STAN 3-WASH 0
2nd	12:58	Toner 20 yd field goal	13-73	6:33	STAN 6-WASH 7
	10:00	Fehoko 42 yd pass from Mills (Toner PAT)	4-73	2:02	STAN 13-WASH 7
3rd	6:02	Scarlett 4 yd run (Toner PAT)	7-47	2:52	STAN 20-WASH 10
4th	8:04	Toner 36 yd field goal	5-22	2:42	STAN 23-WASH 13

Stanford Drives vs. UCLA

Qtr	Time	Play	Plays-Yards	TOP	Score
1st	11:45	Toner 42 yd field goal	8-51	3:15	STAN 3-UCLA 0
	1:29	Tremayne 0 yd blocked punt return (Sanborn PAT)	---	---	STAN 10-UCLA 14
4th	2:50	Scarlett 6 yd run (West pass failed)	7-75	4:05	STAN 16-UCLA 34

Stanford Drives vs. Arizona

Qtr	Time	Play	Plays-Yards	TOP	Score
1st	8:20	Scarlett 1 yd run (Sanborn PAT)	8-75	3:47	STAN 7-ARIZ 3
2nd	14:54	Tremayne 14 yd pass from Costello (Sanborn PAT)	7-49	2:50	STAN 14-ARIZ 10
	7:55	Scarlett 8 yd run (Sanborn PAT)	9-75	5:04	STAN 21-ARIZ 10
	4:36	Fehoko 44 yd pass from Costello (Sanborn PAT)	5-66	2:44	STAN 28-ARIZ 17
	0:07	Sanborn 33 yd field goal	10-60	1:34	STAN 31-ARIZ 24
3rd	5:11	Fehoko 14 yd pass from Costello (Sanborn PAT)	8-65	4:21	STAN 38-ARIZ 31
4th	6:18	Sanborn 21 yd field goal	10-60	5:59	STAN 41-ARIZ 31

Northwestern Drives vs. Stanford

Qtr	Time	Play	Plays-Yards	TOP	Score
4th	7:49	Moten IV 1 yd run (Kuhbander PAT)	12-50	4:26	STAN 10-NU 7

USC Drives vs. Stanford

Qtr	Time	Play	Plays-Yards	TOP	Score
1st	10:03	McGrath 23 yd field goal	12-72	4:57	STAN 0-USC 3
2nd	11:29	St. Brown 39 yd pass from Slovis (McGrath PAT)	6-75	2:18	STAN 17-USC 10
	4:54	Carr 25 yd run (McGrath PAT)	7-75	2:59	STAN 20-USC 17
	0:31	St. Brown 7 yd pass from Slovis (McGrath PAT)	7-70	1:50	STAN 20-USC 24
3rd	0:44	Malepeai 4 yd run (McGrath PAT)	7-70	2:37	STAN 20-USC 31
4th	10:19	Malepeai 6 yd run (McGrath PAT)	7-39	3:02	STAN 20-USC 38
	6:01	Vaughns 16 yd pass from Slovis (McGrath PAT)	4-34	2:20	STAN 20-USC 45

UCF Drives vs. Stanford

Qtr	Time	Play	Plays-Yards	TOP	Score
1st	11:41	Williams 28 yd pass from Gabriel (Barnas PAT)	8-77	1:53	STAN 0-UCF 7
	10:44	McCrae 1 yd run (Barnas PAT)	1-1	0:02	STAN 0-UCF 14
	8:21	Nixon 38 yd pass from Gabriel (Barnas PAT)	6-62	1:28	STAN 0-UCF 21
	4:33	Davis 38 yd pass from Gabriel (Barnas PAT)	5-65	1:16	STAN 7-UCF 28
2nd	7:37	Barnas 21 yd field goal	11-72	3:38	STAN 7-UCF 31
	1:00	Anderson 1 yd run (Barnas PAT)	7-96	3:43	STAN 7-UCF 38
4th	11:17	Hescock 1 yd pass from Gabriel (Barnas PAT)	8-67	3:37	STAN 17-UCF 45

Oregon Drives vs. Stanford

Qtr	Time	Play	Plays-Yards	TOP	Score
1st	4:13	Redd 36 yd pass from Herbert (Lewis PAT)	2-55	0:35	STAN 3-ORE 7
2nd	5:58	Breeland 16 yd pass from Herbert (Lewis PAT)	10-80	4:12	STAN 3-ORE 14
4th	10:40	Breeland 24 yd pass from Herbert (Lewis PAT)	5-50	2:01	STAN 3-ORE 21

Oregon State Drives vs. Stanford

Qtr	Time	Play	Plays-Yards	TOP	Score
3rd	1:21	Hodgins 11 yd pass from Luton (Choukair PAT)	11-75	4:53	STAN 21-OSU 7
4th	12:23	Pierce 43 yd run (Choukair PAT)	8-95	2:21	STAN 21-OSU 14
	7:05	Baylor 1 yd run (Choukair PAT)	6-75	2:26	STAN 28-OSU 21
	1:55	Pierce 1 yd run (Choukair PAT)	10-77	2:34	STAN 28-OSU 28

Washington Drives vs. Stanford

Qtr	Time	Play	Plays-Yards	TOP	Score
1st	4:31	Otton 3 yd pass from Eason (Henry PAT)	10-75	5:20	STAN 3-WASH 7
2nd	5:59	Henry 25 yd field goal	11-92	4:01	STAN 13-WASH 10
3rd	3:16	Henry 38 yd field goal	7-79	2:46	STAN 20-WASH 13

UCLA Drives vs. Stanford

Qtr	Time	Play	Plays-Yards	TOP	Score
1st	8:16	Philips 19 yd pass from Thompson-Robinson (Molson PAT)	9-69	3:20	STAN 3-UCLA 7
	4:48	Philips 3 yd pass from Thompson-Robinson (Molson PAT)	5-50	1:43	STAN 3-UCLA 14
2nd	5:31	Thompson-Robinson 1 yd run (Molson PAT)	6-85	2:44	STAN 10-UCLA 21
3rd	11:02	Molson, JJ 43 yd field goal	11-50	3:58	STAN 10-UCLA 24
	3:12	Molson, JJ 49 yd field goal	5-29	2:06	STAN 10-UCLA 27
4th	6:55	Kelley 54 yd run (Molson PAT)	3-61	1:30	STAN 10-UCLA 34

Arizona Drives vs. Stanford

Qtr	Time	Play	Plays-Yards	TOP	Score
1st	12:07	Havrisik 29 yd field goal	9-64	2:53	STAN 0-ARIZ 3
	2:55	Johnson 8 yd pass from Gunnell (Havrisik PAT)	8-65	2:41	STAN 7-ARIZ 10
2nd	7:29	Tate 57 yd run (Havrisik PAT)	2-75	0:26	STAN 21-ARIZ 17
	1:41	Joiner 18 yd pass from Tate (Havrisik PAT)	8-75	2:55	STAN 28-ARIZ 24
3rd	9:32	Dixon 9 yd pass from Tate (Havrisik PAT)	8-73	2:37	STAN 31-ARIZ 31

2019 STATISTICS | SUPERLATIVES

INDIVIDUAL SINGLE-GAME SUPERLATIVES

CATEGORY	NO.	STANFORD
Rushes	33	Scarlett, Cameron vs Washington (10/05/19)
Rushes	33	Scarlett, Cameron vs Washington (10/05/19)
Yards Rushing	151	Scarlett, Cameron vs Washington (10/05/19)
TD Rushes	2	Scarlett, Cameron vs Arizona (10/26/19)
Long Rush	45	Scarlett, Cameron at Oregon State (09/28/19)
Pass attempts	44	Costello, K.J. at UCF (09/14/19)
		Costello, K.J. vs Arizona (10/26/19)
Pass completions	31	Costello, K.J. vs Arizona (10/26/19)
Yards Passing	322	Costello, K.J. vs Arizona (10/26/19)
TD Passes	3	Mills, Davis at Oregon State (09/28/19)
		Costello, K.J. vs Arizona (10/26/19)
Long Pass	44	Costello, K.J. vs Arizona (10/26/19)
Receptions	8	Wedington, Connor vs Arizona (10/26/19)
Yards Receiving	97	Fehoko, Simi vs Arizona (10/26/19)
TD Receptions	2	Fehoko, Simi vs Arizona (10/26/19)
Long Reception	44	Fehoko, Simi vs Arizona (10/26/19)
Field Goals	3	Toner, Jet vs Washington (10/05/19)
Long Field Goal	51	Toner, Jet vs Northwestern (08/31/19)
Punts	8	Sanborn, Ryan vs UCLA (10/17/19)
Punting Avg	50.3	Sanborn, Ryan at Oregon State (09/28/19)
Long Punt	68	Sanborn, Ryan at Oregon State (09/28/19)
Punts inside 20	3	Sanborn, Ryan at UCF (09/14/19)
		Sanborn, Ryan vs Washington (10/05/19)
Long Punt Return	27	Wilson, Michael at Oregon State (09/28/19)
Long Kickoff Return	60	Wedington, Connor at USC (09/07/19)
Tackles	11	McGill, Jonathan at Oregon State (09/28/19)
Sacks	2.0	Toohill, Casey vs Oregon (09/21/19)
		Booker, Thomas at Oregon State (09/28/19)
Tackles For Loss	2.0	Toohill, Casey vs Northwestern (08/31/19)
		Schaffer, Thomas at UCF (09/14/19)
		Toohill, Casey vs Oregon (09/21/19)
		Booker, Thomas at Oregon State (09/28/19)
		Booker, Thomas vs Arizona (10/26/19)
Interceptions	2	Adebo, Paulson vs Arizona (10/26/19)

CATEGORY	NO.	OPPONENT
Rushes	24	Verdell, C.J. vs Oregon (09/21/19)
Yards Rushing	176	Kelley, Joshua, vs UCLA (10/17/19)
TD Rushes	2	Malepeai, Vavae, at USC (09/07/19)
		Pierce, Artavis, at Oregon State (09/28/19)
Long Rush	73	MCCRAE, Greg, at UCF (09/14/19)
Pass attempts	39	Luton, Jake, at Oregon State (09/28/19)
Pass completions	28	Slovis, Kedon, at USC (09/07/19)
Yards Passing	377	Slovis, Kedon, at USC (09/07/19)
TD Passes	4	GABRIEL, Dillon, at UCF (09/14/19)
Long Pass	45	Slovis, Kedon, at USC (09/07/19)
Receptions	10	Hodgins, Isaiah, at Oregon State (09/28/19)
		Philips, Kyle, vs UCLA (10/17/19)
Yards Receiving	171	Fuller, Aaron, vs Washington (10/05/19)
TD Receptions	2	St. Brown, Amon, at USC (09/07/19)
		Breeland, Jacob, vs Oregon (09/21/19)
		Philips, Kyle, vs UCLA (10/17/19)
Long Reception	45	London, Drake, at USC (09/07/19)
Field Goals	2	Henry, Peyton, vs Washington (10/05/19)
		Molson, JJ, vs UCLA (10/17/19)
Long Field Goal	49	Molson, JJ, vs UCLA (10/17/19)
Punts	6	Maimone, Blake, vs Oregon (09/21/19)
Punting Avg	46.2	Ostendorp, K., vs Arizona (10/26/19)
Long Punt	57	Maimone, Blake, vs Oregon (09/21/19)
Punts inside 20	5	Maimone, Blake, vs Oregon (09/21/19)
Long Punt Return	20	Lees, Riley, vs Northwestern (08/31/19)
Long Kickoff Return	28	Lees, Riley, vs Northwestern (08/31/19)
Tackles	10	Whillock, Travi, vs Northwestern (08/31/19)
		Bergin, Chris, vs Northwestern (08/31/19)
		Hufanga, Talano, at USC (09/07/19)
Sacks	2.0	Rashed, H., at Oregon State (09/28/19)
Tackles For Loss	2.0	Miller, Alex, vs Northwestern (08/31/19)
		EVANS, Nate, at UCF (09/14/19)
		Rashed, H., at Oregon State (09/28/19)
		Hodgins, Isaac, at Oregon State (09/28/19)
		Woods, Josh, vs UCLA (10/17/19)
Interceptions	1	Johnson, Greg, at USC (09/07/19)
		ROBINSON, A., at UCF (09/14/19)
		Holland, Jevon, vs Oregon (09/21/19)

TEAM SINGLE-GAME SUPERLATIVES

CATEGORY	NO.	STANFORD
Rushes	43	vs Washington (10/05/19)
Yards Rushing	189	vs Washington (10/05/19)
Yards Per Rush	5.0	at UCF (09/14/19)
TD Rushes	2	vs Arizona (10/26/19)
Pass attempts	49	at UCF (09/14/19)
Pass completions	31	vs Arizona (10/26/19)
Yards Passing	322	vs Arizona (10/26/19)
Yards Per Pass	9.5	vs Washington (10/05/19)
TD Passes	4	at Oregon State (09/28/19)
Total Plays	74	vs Washington (10/05/19)
		vs Arizona (10/26/19)
Total Offense	482	vs Washington (10/05/19)
Yards Per Play	6.5	vs Washington (10/05/19)
Points	41	vs Arizona (10/26/19)
Sacks By	4	vs Oregon (09/21/19)
		at Oregon State (09/28/19)
First Downs	26	vs Arizona (10/26/19)
Penalties	9	vs Washington (10/05/19)
Penalty Yards	78	vs Northwestern (08/31/19)
Turnovers	2	vs Northwestern (08/31/19)
Interceptions By	2	vs Northwestern (08/31/19)
		vs Arizona (10/26/19)
Punts	8	vs UCLA (10/17/19)
Punting Avg	50.3	at Oregon State (09/28/19)
Long Punt	68	at Oregon State (09/28/19)
Punts inside 20	3	at UCF (09/14/19)
		vs Washington (10/05/19)
Long Punt Return	27	at Oregon State (09/28/19)

CATEGORY	NO.	OPPONENT
Rushes	44	at UCF (09/14/19)
Yards Rushing	263	vs UCLA (10/17/19)
Yards Per Rush	6.1	vs UCLA (10/17/19)
TD Rushes	3	at USC (09/07/19)
		at Oregon State (09/28/19)
Pass attempts	40	vs Arizona (10/26/19)
Pass completions	28	at USC (09/07/19)
Yards Passing	377	at USC (09/07/19)
Yards Per Pass	11.6	at UCF (09/14/19)
TD Passes	4	at UCF (09/14/19)
Total Plays	77	vs UCLA (10/17/19)
		vs Arizona (10/26/19)
Total Offense	545	at UCF (09/14/19)
Yards Per Play	8.1	at USC (09/07/19)
Points	45	at USC (09/07/19)
		at UCF (09/14/19)
Sacks By	7	vs UCLA (10/17/19)
First Downs	29	vs Arizona (10/26/19)
Penalties	8	vs Northwestern (08/31/19)
		at USC (09/07/19)
		at UCF (09/14/19)
		vs UCLA (10/17/19)
Penalty Yards	93	at USC (09/07/19)
Turnovers	4	vs Northwestern (08/31/19)
Interceptions By	1	at USC (09/07/19)
		at UCF (09/14/19)
		vs Oregon (09/21/19)
Punts	6	vs Oregon (09/21/19)
Punting Avg	46.2	vs Arizona (10/26/19)
Long Punt	57	vs Oregon (09/21/19)
Punts inside 20	5	vs Oregon (09/21/19)
Long Punt Return	20	vs Northwestern (08/31/19)

2019 STATISTICS | MISCELLANEOUS

SCORING

SCORING	TD	FGS	KICK	PAT RUSH	PAT RCV	PAT PASS	PAT DXP	SAF	POINTS
Toner, Jet	0	12-16	13-13	0-0	0	0-0	0	0	49
Scarlett, Cameron	5	0-0	0-0	0-0	0	0-0	0	0	30
Fehoko, Simi	3	0-0	0-0	0-0	0	0-0	0	0	18
Tremayne, Brycen	3	0-0	0-0	0-0	0	0-0	0	0	18
Wilson, Michael	3	0-0	0-0	0-0	0	0-0	0	0	18
Sanborn, Ryan	0	2-2	6-6	0-0	0	0-0	0	0	12
Mills, Davis	1	0-0	0-0	0-0	0	0-0	0	0	6
Fox, Jordan	1	0-0	0-0	0-0	0	0-0	0	0	6
Wedington, Connor	1	0-0	0-0	0-0	0	0-0	0	0	6
Jones, Austin	1	0-0	0-0	0-0	0	0-0	0	0	6
Parkinson, Colby	1	0-0	0-0	0-0	0	0-0	0	0	6
McGill, Jonathan	1	0-0	0-0	0-0	0	0-0	0	0	6
West, Jack	0	0-0	0-0	0-0	0	0-1	0	0	0
Total.....	20	14-18	19-19	0-0	0	0-1	0	0	181
Opponents.....	29	7-11	29-29	0-0	0	0-0	0	0	224

FIELD GOAL ACCURACY

NAME	FGM-FGA	PCT	10-19	20-29	30-39	40-49	50+	LONG	BLK
Toner, Jet	12-16	75.0	0-0	2-3	8-9	1-2	1-2	51	1
Sanborn, Ryan	2-2	100.0	0-0	1-1	1-1	0-0	0-0	33	0

FG SEQUENCE	STANFORD	OPPONENTS
Northwestern	(51),29	38
USC	(32),(37),39,47	(23)
UCF	(36),(35)	(21)
Oregon	(32),(38)	27
Oregon State	53,(39)	50,38
Washington	(20),(20),(36)	(25),(38)
UCLA	(42)	(43),(49)
Arizona	(33),(21)	(29)

Numbers in (parentheses) indicate field goal was made.

STANFORD IN THE RED ZONE

Possessions	26
Total scores	24
Percentage	92.3%
Points Scored	119
Touchdowns (rush/pass)	12 (5/7)
Field goals	12
Missed field goals	2
On downs	0
Turnovers	0
Clock	0

OPPONENTS IN THE RED ZONE

Possessions	28
Total scores	23
Percentage	82.1%
Points Scored	145
Touchdowns (rush/pass)	19 (8/11)
Field goals	4
Missed field goals	3
On downs	1
Turnovers	1
Clock	0

STANFORD NON-OFFENSIVE TOUCHDOWNS

YDS	PLAY	PLAYER	OPPONENT
0	Fumble Recovery in End Zone	Jordan Fox	vs. Northwestern, 8/31
28	Fumble Recovery	Jonathan McGill	at No. 17 UCF, 9/14
0	Blocked Punt Recovered in End Zone	Brycen Tremayne (Spencer Jorgensen Block)	vs. UCLA, 10/17

POINTS OFF TURNOVERS

OPPONENT	STAN TOs	OPP POINTS	OPP TOs	STAN POINTS
NORTHWESTERN	2	0	4	7
at USC	1	7	1	3
at UCF	1	7	1	7
OREGON	1	7	0	0
at Oregon State	0	0	0	0
WASHINGTON	0	0	1	3
UCLA	1	0	1	0
ARIZONA	0	0	2	3
at Colorado				
at Washington State				
CALIFORNIA				
NOTRE DAME				
Total	6	21	10	23

2019 STATISTICS | GAME CAPSULES

GAME-BY-GAME CAPSULES

1ST DOWNS	RUSHING	PASSING	TOTAL	3RD DOWN	TIME OF
GAME _____ R-PS-PN	ATT-YDS _____ TD	C-ATT-INT _____ YDS _____ TD	PLAYS-YDS	CONV. _____ POSSESSION	
Stanford _____ 8-10-3	39-132 _____ 0	23-34-0 _____ 233 _____ 1	73-365	7-16 _____	38:12
NORTHWESTERN _____ 8-5-2	33-93 _____ 1	12-27-2 _____ 117 _____ 0	60-210	5-14 _____	21:48
Stanford _____ 4-13-6	30-98 _____ 1	22-36-1 _____ 237 _____ 1	66-335	4-11 _____	33:29
at USC _____ 7-15-1	28-115 _____ 3	28-33-0 _____ 377 _____ 3	61-492	5-9 _____	26:31
Stanford _____ 7-13-1	23-116 _____ 1	24-49-1 _____ 233 _____ 1	72-349	7-18 _____	32:31
at UCF _____ 8-15-1	44-198 _____ 2	22-30-0 _____ 347 _____ 4	74-545	8-14 _____	27:29
Stanford _____ 7-6-0	33-114 _____ 0	16-30-1 _____ 120 _____ 0	63-234	5-16 _____	34:21
OREGON _____ 3-14-0	30-61 _____ 0	19-24-0 _____ 259 _____ 3	54-320	5-12 _____	25:39
Stanford _____ 5-10-3	31-100 _____ 0	19-27-0 _____ 253 _____ 4	58-353	7-14 _____	32:17
at Oregon State _____ 8-19-1	33-164 _____ 3	27-39-0 _____ 337 _____ 1	72-501	9-13 _____	27:43
Stanford _____ 10-11-3	43-189 _____ 1	21-31-0 _____ 293 _____ 1	74-482	6-14 _____	39:01
WASHINGTON _____ 6-7-2	22-88 _____ 0	16-36-1 _____ 206 _____ 1	58-294	2-12 _____	20:59
Stanford _____ 2-7-2	30-55 _____ 1	15-32-0 _____ 143 _____ 0	62-198	5-16 _____	28:20
UCLA _____ 10-9-1	43-263 _____ 2	21-34-1 _____ 192 _____ 2	77-455	7-16 _____	31:40
Stanford _____ 8-18-0	30-150 _____ 2	31-44-0 _____ 322 _____ 3	74-472	6-13 _____	34:31
ARIZONA _____ 15-13-1	37-222 _____ 1	24-40-2 _____ 273 _____ 3	77-495	5-13 _____	25:29

Stanford
at Colorado

Stanford
at Washington State

Stanford
CALIFORNIA

Stanford
NOTRE DAME

2019 CENTURY CLUB

RUSHING [2]

Yards _____ Attempts _____	Name, Opponent
151 _____ 33 _____	Cameron Scarlett, 10/5 at No. 15 Washington
102 _____ 19 _____	Cameron Scarlett, 10/26 vs. Arizona

RECEIVING [0]

Yards _____ Receptions _____	Name, Opponent
------------------------------	----------------

2019 STATISTICS | THE LAST TIME ... STANFORD

Team

300+ yards passing.....	322 vs. Arizona
.....	10/26/19
400+ yards passing.....	417 vs. California
.....	11/23/13
500+ yards passing.....	581 vs. Arizona State
.....	10/24/81
<100 yards passing.....	80 at San Diego State
.....	9/16/17
300+ yards rushing.....	331 vs. Arizona State
.....	9/30/17
400+ yards rushing.....	405 vs. UCLA
.....	9/23/17
500+ yards total offense.....	596 vs. Oregon State
.....	11/10/18
600+ yards total offense.....	656 vs. Rice
.....	8/26/17
<200 yards total offense.....	198 vs. UCLA
.....	10/17/19
<150 yards total offense.....	145 at Arizona State
.....	10/21/06
Top-25 win at home.....	23-13 vs. #15 Washington
.....	10/5/19
Top-20 win at home.....	23-13 vs. #15 Washington
.....	10/5/19
Top-15 win at home.....	23-13 vs. #15 Washington
.....	10/5/19
Top-10 win at home.....	38-20 vs. #9 Notre Dame
.....	11/25/17
Top-5 win at home.....	38-36 vs. #4 Notre Dame
.....	11/28/15
Top-25 win on road.....	38-31 (ot) at #20 Oregon
.....	9/22/18
Top-20 win on road.....	38-31 (ot) at #20 Oregon
.....	9/22/18
Top-15 win on road.....	41-31 at #6 USC
.....	9/19/15
Top-10 win in neutral.....	45-16 vs. #6 Iowa
.....	1/1/16 (Rose Bowl)
Top-10 win on road.....	41-31 at #6 USC
.....	9/19/15
Top-5 win on road.....	17-14 (ot) at #1 Oregon
.....	11/17/12
Forced 5+ turnovers.....	5 at California
.....	11/22/14
Threw 3+ interceptions.....	3 at Washington
.....	11/3/18
No turnovers.....	vs. Arizona
.....	10/26/19
4+ turnovers and won.....	4 vs. Oregon State
.....	11/10/12
No offensive touchdown.....	vs. #16 Oregon
.....	9/21/19
2+ defensive touchdowns.....	vs. Washington State
.....	9/28/13
2+ interceptions returned for touchdowns.....	vs. Washington State
.....	9/28/13
Defensive shutout at home.....	35-0 vs. Army
.....	9/13/14
Defensive shutout on road.....	48-0 at Colorado
.....	11/3/12
Overtime game.....	38-31 (1 ot) at #20 Oregon
.....	9/22/18
Two-point conversion.....	at UCLA (Bryce Love run)
.....	11/24/18
20+ points in a quarter.....	24 (2nd) vs. Arizona
.....	10/26/19
30+ points in a half.....	31 (1st) vs. Arizona
.....	10/26/19
40+ points in a game.....	41 vs. Arizona
.....	10/26/19

Individual

Rushing

100+ yards.....	Cameron Scarlett (102) vs. Arizona
.....	10/26/19
200+ yards.....	Bryce Love (301) vs. Arizona State
.....	9/30/17
50+-yard rush.....	Bryce Love (59) vs. #17 USC
.....	9/8/18
75+-yard rush.....	Bryce Love (75) at #6 USC
.....	9/9/17
30+ rushing attempts.....	Cameron Scarlett (33) vs. #15 Washington
.....	10/5/19
40+ rushing attempts.....	Tyler Gaffney (45) vs. Oregon
.....	11/7/13
Two 100-yard rushers.....	Bryce Love (111), Christian McCaffrey (204) vs. Rice
.....	11/26/16
Rushing and receiving TD.....	Cameron Scarlett (3, 46) at California
.....	12/1/18
Rushing, receiving and passing TD.....	Kevin Hogan (7, 11, 28), Christian McCaffrey (10, 28, 11) vs. USC
.....	12/5/15 (Pac-12 Championship Game)
Two players with rushing and receiving TD.....	Kevin Hogan (7, 11), Christian McCaffrey (10, 28) vs. USC
.....	12/5/15 (Pac-12 Championship Game)
100 yards rushing and receiving.....	Christian McCaffrey (172, 105) vs. Iowa
.....	1/1/16 (Rose Bowl)

Passing

300+ yards.....	K.J. Costello (322) vs. Arizona
.....	10/26/19
350+ yards.....	K.J. Costello (381) vs. Utah
.....	10/6/18
400+ yards.....	Andrew Luck (423) at Arizona
.....	10/17/09
30+ completions.....	K.J. Costello (31) vs. Arizona
.....	10/26/19
50+ attempts.....	T.C. Ostrander (59) vs. UCLA
.....	9/1/07
50+-yard completion.....	K.J. Costello to Osiris St. Brown (52) at UCLA
.....	11/24/18
75+-yard completion.....	K.J. Costello to Colby Parkinson (75) vs. Oregon State
.....	11/10/18
90+-yard completion.....	Kevin Hogan to Bryce Love (93) vs. UCF
.....	9/12/15
4+ touchdowns.....	Davis Mills (4) at Oregon State
.....	9/28/19
5+ touchdowns.....	K.J. Costello (5) at UCLA
.....	11/24/18
6+ touchdowns.....	John Elway (6) vs. Oregon State
.....	11/1/80
Non-QB threw touchdown pass.....	Colby Parkinson to Davis Mills at Oregon State
.....	9/28/19

Receiving

10+ receptions.....	JJ Arcega-Whiteside (10) vs. #14 Washington State
.....	10/27/18
100+ yards.....	JJ Arcega-Whiteside (109) at California
.....	12/1/18
150+ yards.....	Colby Parkinson (166) vs. Oregon State
.....	11/10/18
200+ yards.....	JJ Arcega-Whiteside (226) vs. San Diego State
.....	8/31/18
250+ yards.....	Troy Walters (278) vs. #18 UCLA
.....	9/25/99

Individual

Defense

15+ tackles.....	Zach Hoffpauir (15) vs. Washington State
.....	10/10/14
20+ tackles.....	Dave Wyman (27) at #16 California
.....	11/22/86
2+ interceptions.....	Paulson Adebo (2) vs. Arizona
.....	10/26/19
3+ sacks.....	Henry Anderson (3.0) vs. Utah
.....	11/15/14
Two players with 2+ sacks.....	Peter Kalambayi (2.5), Jordan Watkins (2) vs. Kansas State
.....	9/2/16
Interception return for TD.....	Bobby Okereke (52) at Washington State
.....	11/4/17
Fumble return for TD.....	Jonathan McGill (28 yards) at #17 UCF
.....	9/14/19
Safety.....	Bobby Okereke (Sack) vs. San Diego State
.....	8/31/18

Special Teams

50+-yard FG.....	Jet Toner (51) vs. Northwestern
.....	8/31/19
Kickoff return for TD.....	Christian McCaffrey (98) vs. California
.....	11/21/15
Opening kickoff return for TD.....	Ty Montgomery (99) vs. Washington
.....	10/5/13
Fumble return for TD on kickoff.....	Usua Amanam (11) at #15 UCLA
.....	11/24/12
Kickoff return TD and receiving TD.....	Christian McCaffrey (98, 49) vs. Cal
.....	11/21/15
Punt return for TD.....	Christian McCaffrey (63) vs. Iowa
.....	1/1/16 (Rose Bowl)
Punt return for TD and receiving TD.....	Christian McCaffrey (63, 75) vs. Iowa
.....	1/1/16 (Rose Bowl)
Blocked punt return for TD.....	Brycen Tremayne (0) [Spencer Jorgensen block] vs. UCLA
.....	10/17/19
Blocked punt for safety.....	Team block vs. Arizona State
.....	9/21/13
Blocked FG return for TD.....	Max Bergen (75) [Bergen block] vs. Colorado
.....	10/8/11
Blocked FG.....	Obi Eboh at Oregon State
.....	9/28/19
Blocked punt.....	Spenser Jorgensen vs. UCLA
.....	10/17/19
Two blocked punts.....	Team (12), Ben Gardner (24) vs. Arizona State
.....	9/21/13
Blocked PAT.....	Casey Toohill at #10 Washington
.....	9/30/16
Touchdown on fake FG.....	Bo McNally at Oregon
.....	11/8/08

2019 STATISTICS | THE LAST TIME ... OPPONENT

Team

300+ yards passing.....	337 at Oregon State
.....	9/28/19
400+ yards passing.....	466 at UCLA
.....	11/24/18
<100 yards passing.....	33 vs. Oregon
.....	10/14/17
300+ yards rushing.....	307 at USC
.....	9/9/17
<0 yards rushing.....	26 vs. Washington State
.....	10/10/14
No rush 10+ yards.....	vs. Oregon State
.....	9/25/15
500+ yards total offense.....	501 at Oregon State
.....	9/28/19
600+ yards total offense.....	623 at USC
.....	9/9/17
<200 yards total offense.....	181 vs. UCF
.....	9/12/15
<150 yards total offense.....	115 vs. UC Davis
.....	8/30/14
<100 yards total offense.....	76 at Colorado
.....	11/3/12
Stanford forced 5+ turnovers.....	5 vs. California
.....	11/22/14
Stanford forced 6+ turnovers.....	6 vs. San Jose State
.....	9/14/02
Stanford forced 7+ turnovers.....	7 vs. BYU
.....	9/11/04
Opponent threw 4+ interceptions.....	4 at California
.....	11/22/14
No opponent turnovers.....	at Oregon State
.....	9/28/19
No opponent offensive touchdown.....	vs. USC
.....	9/8/18
Stanford shut out at home.....	0-42 vs. USC
.....	11/4/06
Stanford shut out on road.....	0-31 at UCLA
.....	9/30/06

Individual

Rushing

100+ yards.....	J.J. Taylor (107) & Khalil Tate (103) vs. Arizona
.....	10/26/19
200+ yards.....	LaMichael James (257) at Oregon
.....	10/2/10
50+ yard rush.....	Khalil Tate (57) vs. Arizona
.....	10/26/19
60+ yard rush.....	Greg McCrae (73) at #17 UCF
.....	9/14/19
70+ yard rush.....	Greg McCrae (73) at #17 UCF
.....	9/14/19
30+ rushing attempts.....	Ronald Jones (30) vs. USC
.....	12/1/17 (Pac-12 Championship Game)
40+ rushing attempts.....	Shane Vereen (42) vs. California
.....	11/21/09
Two 100-yard rushers.....	J.J. Taylor (107) & Khalil Tate (103) vs. Arizona
.....	10/26/19
Rushing and receiving TD.....	Kenny Hill (6, 27) vs. TCU
.....	12/28/17 (Alamo Bowl)
Rushing, receiving and passing TD.....	Kenny Hill (6, 27, 11 & 93) vs. TCU
.....	12/28/17 (Alamo Bowl)

Passing

300+ yards.....	Jake Luton (337) at Oregon State
.....	9/28/19
350+ yards.....	Kedon Slovis (377) at USC
.....	9/7/19
400+ yards.....	Wilton Speight (466) at UCLA
.....	11/24/18
30+ completions.....	Gardner Minshew (40) vs. #14 Washington State
.....	10/27/18
50+ attempts.....	Gardner Minshew (50) vs. #14 Washington State
.....	10/27/18
50+ yard completion.....	Wilton Speight to Caleb Wilson (66) at UCLA
.....	11/24/18
60+ yard completion.....	Wilton Speight to Caleb Wilson (66) at UCLA
.....	11/24/18
70+ yard completion.....	Kenny Hill to Jalen Reagor (93) vs. TCU
.....	12/28/17 (Alamo Bowl)
80+ yard completion.....	Kenny Hill to Jalen Reagor (93) vs. TCU
.....	12/28/17 (Alamo Bowl)
90+ yard completion.....	Kenny Hill to Jalen Reagor (93) vs. TCU
.....	12/28/17 (Alamo Bowl)
4+ total touchdowns.....	Dillon Gabriel (4) at #17 UCF
.....	9/14/19
4+ passing touchdowns.....	Dillon Gabriel (4) at #17 UCF
.....	9/14/19
5+ passing touchdowns.....	Jimmy Clausen (5) vs. Notre Dame
.....	11/28/09

Receiving

100+ yards.....	Kyle Philips (100) vs. UCLA
.....	10/17/19
200+ yards.....	Dillon Mitchell (239) at Oregon
.....	9/22/18

Individual

Defense

15+ tackles.....	Evan Weaver (15) at California
.....	12/1/18
20+ tackles.....	Michael Clay (20) at Oregon
.....	11/17/12
2+ interceptions.....	Tedric Thompson (2) vs. Colorado
.....	10/22/16
3+ sacks.....	Jerry Tiller (4.0) at Notre Dame
.....	9/29/18
4+ sacks.....	Jerry Tiller (4.0) at Notre Dame
.....	9/29/18
5+ sacks.....	Mkristo Bruce (5.0) vs. Washington State
.....	9/23/06
Interception return for TD.....	Jaylon Johnson (100) vs. Utah
.....	10/6/18
Fumble return for TD.....	Shaq Thompson (32) at Washington
.....	9/27/14
Safety.....	Martin Andrus at UCLA
.....	11/24/18

Special Teams

Kickoff return for TD.....	Darnay Holmes (93) at UCLA
.....	11/24/18
Punt return for TD.....	Desmon White (76) vs. TCU
.....	12/28/17 (Alamo Bowl)
Blocked FG return for TD.....	
.....	Rodney Hardrick (75) [Wade Kelikipi block] vs. Oregon
.....	11/7/13
Blocked FG.....	Austin Jackson (47 yards) at USC
.....	9/7/19
Blocked punt.....	Ricky Ortiz vs. Oregon State
.....	10/25/14
Blocked PAT.....	Lee Butler vs. Duke
.....	9/8/12

2019 STATISTICS | QUARTERBACKS

#3 K.J. Costello

OPPONENT	COMP-ATT-INT	YDS	TD	LONG
NORTHWESTERN	16-20-0	152	1	27
at USC	---	---	---	---
at UCF	21-44-1	199	1	25
OREGON	16-30-1	120	0	25
at Oregon State	---	---	---	---
WASHINGTON	---	---	---	---
UCLA	---	---	---	---
ARIZONA	31-44-0	322	3	44
at Colorado	---	---	---	---
at Washington State	---	---	---	---
CALIFORNIA	---	---	---	---
NOTRE DAME	---	---	---	---

TOTALS 84-138-2 793 5 44

CAREER HIGHS

Pass attempts	44, 2x (last: 10/26/19 vs. Arizona)
Pass completions	34, 10/27/18 vs. Washington State
Passing yards	381, 10/6/18 vs. Utah
Passing TDs	5, 11/24/18 at UCLA
Long	80, 8/31/18 vs. San Diego State
Total Offense	387, 11/10/18 vs. Oregon State

CAREER TOTALS

400-yard passing games	0
300-yard passing games	8, last: 10/26/19 vs. Arizona (322)
200-yard passing games	13, last: 10/26/19 vs. Arizona (322)
Multiple TD pass games	12, last: 10/26/19 vs. Arizona (3)
Record as a starter	15-9 (.625)

RUSHING

OPPONENT	ATT-YDS-TD	LONG
NORTHWESTERN	5-12-0	7
at USC	---	---
at UCF	2-16-0	8
OREGON	7-(-23)-0	3
at Oregon State	---	---
WASHINGTON	---	---
UCLA	---	---
ARIZONA	1-14-0	12
at Colorado	---	---
at Washington State	---	---
CALIFORNIA	---	---
NOTRE DAME	---	---

TOTALS 15-19-0 12

CAREER HIGHS

Rushing attempts	7, 2x (last: 9/21/19 vs. No. 16 Oregon)
Rushing yards	45, 11/10/18 vs. Oregon State
Long	45, 11/10/18 vs. Oregon State
Rushing TDs	1, 3x (last: 11/4/17 at Washington State)
100-yard rushing games	0

#15 Davis Mills

OPPONENT	COMP-ATT-INT	YDS	TD	LONG
NORTHWESTERN	7-14-0	81	0	26
at USC	22-36-1	237	1	25
at UCF	3-5-0	34	0	15
OREGON	---	---	---	---
at Oregon State	18-25-0	245	3	39
WASHINGTON	21-30-0	293	1	42
UCLA	---	---	---	---
ARIZONA	---	---	---	---
at Colorado	---	---	---	---
at Washington State	---	---	---	---
CALIFORNIA	---	---	---	---
NOTRE DAME	---	---	---	---

TOTALS 71-110-1 890 5 42

CAREER HIGHS

Pass attempts	36, 9/7/19 at USC
Pass completions	22, 9/7/19 at USC
Passing yards	293, 10/5/19 vs. No. 15 Washington
Passing TDs	3, 9/28/19 at Oregon State
Long	42, 10/5/19 vs. No. 15 Washington
Total Offense	319, 10/5/19 vs. No. 15 Washington

CAREER TOTALS

400-yard passing games	0
300-yard passing games	0
200-yard passing games	3, last: 10/5/19 vs. No. 15 Washington
Multiple TD pass games	1, 9/28/19 at Oregon State
Record as a starter	2-1 (.667)

RUSHING

OPPONENT	ATT-YDS-TD	LONG
NORTHWESTERN	5-(-2)-0	4
at USC	6-(-7)-0	4
at UCF	0-0-0	0
OREGON	---	---
at Oregon State	4-1-0	16
WASHINGTON	3-26-0	12
UCLA	---	---
ARIZONA	---	---
at Colorado	---	---
at Washington State	---	---
CALIFORNIA	---	---
NOTRE DAME	---	---

TOTALS 18-18-0 16

CAREER HIGHS

Rushing attempts	6, 9/7/19 at USC
Rushing yards	26, 10/5/19 vs. No. 15 Washington
Long	16, 9/28/19 at Oregon State
Rushing TDs	0
100-yard rushing games	0

#10 Jack West

OPPONENT	COMP-ATT-INT	YDS	TD	LONG
NORTHWESTERN	---	---	---	---
at USC	---	---	---	---
at UCF	---	---	---	---
OREGON	---	---	---	---
at Oregon State	---	---	---	---
WASHINGTON	0-0-0	0	0	0
UCLA	15-32-0	143	0	35
ARIZONA	---	---	---	---
at Colorado	---	---	---	---
at Washington State	---	---	---	---
CALIFORNIA	---	---	---	---
NOTRE DAME	---	---	---	---

TOTALS 15-32-0 143 0 35

CAREER HIGHS

Pass attempts	32, 10/17/19 vs. UCLA
Pass completions	15, 10/17/19 vs. UCLA
Passing yards	143, 10/17/19 vs. UCLA
Passing TDs	0
Long	35, 10/17/19 vs. UCLA
Total Offense	120, 10/17/19 vs. UCLA

CAREER TOTALS

400-yard passing games	0
300-yard passing games	0
200-yard passing games	0
Multiple TD pass games	0
Record as a starter	0-1 (.000)

RUSHING

OPPONENT	ATT-YDS-TD	LONG
NORTHWESTERN	---	---
at USC	---	---
at UCF	---	---
OREGON	---	---
at Oregon State	---	---
WASHINGTON	1-(-5)-0	0
UCLA	11-(-23)-0	7
ARIZONA	---	---
at Colorado	---	---
at Washington State	---	---
CALIFORNIA	---	---
NOTRE DAME	---	---

TOTALS 12-(-28)-0 7

CAREER HIGHS

Rushing attempts	11, 10/17/19 vs. UCLA
Rushing yards	2, 11/10/18 vs. Oregon State
Long	7, 10/17/19 vs. UCLA
Rushing TDs	0
100-yard rushing games	0

2019 STATISTICS | RUNNING BACKS

#20 Austin Jones

OPPONENT	RUSHING		RECEIVING
	ATT-YDS-TD	LONG	REC-YDS-TD _ LONG
NORTHWESTERN	1-1-0	1	0-0-0 0
at USC	1-(-2)-0	0	2-19-0 11
at UCF	7-65-1	35	1-4-0 4
OREGON	3-20-0	11	1-4-0 4
at Oregon State	2-2-0	2	0-0-0 0
WASHINGTON	2-0-0	0	1-5-0 5
UCLA	2-16-0	13	1-8-0 8
ARIZONA	7-32-0	13	1-11-0 11
at Colorado			
at Washington State			
CALIFORNIA			
NOTRE DAME			
TOTALS	25-134-1	35	7-51-0 11

CAREER HIGHS

Rushing attempts	7, 2x (last: 10/26/19 vs. Arizona)
Rushing yards	65, 9/14/19 at No. 17 UCF
Long	35, 9/14/19 at No. 17 UCF
Rushing TDs	1, 9/14/19 at No. 17 UCF
100-yard games	0
Receptions	2, 9/7/19 at USC
Receiving yards	19, 9/7/19 at USC
Long	11, 2x (last: 10/26/19 vs. Arizona)
Receiving TDs	0
All-purpose yards	69, 9/14/19 at No. 17 UCF

#22 Cameron Scarlett

OPPONENT	RUSHING		RECEIVING
	ATT-YDS-TD	LONG	REC-YDS-TD _ LONG
NORTHWESTERN	22-97-0	17	3-27-0 17
at USC	17-82-1	44	2-27-0 16
at UCF	12-45-0	14	5-34-0 18
OREGON	19-97-0	23	0-0-0 0
at Oregon State	24-92-0	45	1-18-0 18
WASHINGTON	33-151-1	18	2-32-0 26
UCLA	13-34-1	10	1-9-0 9
ARIZONA	19-102-2	22	2-12-0 11
at Colorado			
at Washington State			
CALIFORNIA			
NOTRE DAME			
TOTALS	159-700-5	45	16-159-0 26

CAREER HIGHS

Rushing attempts	33, 10/5/19 vs. No. 15 Washington
Rushing yards	151, 10/5/19 vs. No. 15 Washington
Long	62, 9/23/17 vs. UCLA
Rushing TDs	3, 2x (last: 9/23/17 vs. UCLA)
100-yard games	2, last: 10/26/19 vs. Arizona
Receptions	5, 9/14/19 at No. 17 UCF
Receiving yards	85, 12/28/17 vs. TCU
Long	56, 8/27/17 vs. Rice
Receiving TDs	1, 12/1/18 at California
All-purpose yards	262, 9/23/17 vs. UCLA

#28 Dorian Maddox

OPPONENT	RUSHING		RECEIVING
	ATT-YDS-TD	LONG	REC-YDS-TD _ LONG
NORTHWESTERN	6-24-0	8	1-27-0 27
at USC	5-8-0	7	1-(-2)-0 0
at UCF	1-3-0	3	0-0-0 0
OREGON	2-7-0	4	0-0-0 0
at Oregon State	0-0-0	0	0-0-0 0
WASHINGTON	4-17-0	11	1-1-0 1
UCLA	3-14-0	5	1-11-0 11
ARIZONA	1-2-0	2	0-0-0 0
at Colorado			
at Washington State			
CALIFORNIA			
NOTRE DAME			
TOTALS	22-75-0	11	4-37-0 27

CAREER HIGHS

Rushing attempts	9, 11/10/18 vs. Oregon State
Rushing yards	39, 11/10/18 vs. Oregon State
Long	16, 11/10/18 vs. Oregon State
Rushing TDs	1, 11/10/18 vs. Oregon State
100-yard games	0
Receptions	1, 5x (last: 10/17/19 vs. UCLA)
Receiving yards	27, 8/31/19 vs. Northwestern
Long	27, 8/31/19 vs. Northwestern
Receiving TDs	0
All-purpose yards	51, 2x (last: 8/31/19 vs. Northwestern)

#32 Nathaniel Peat

OPPONENT	RUSHING		RECEIVING
	ATT-YDS-TD	LONG	REC-YDS-TD _ LONG
NORTHWESTERN	0-0-0	0	0-0-0 0
at USC	0-0-0	0	1-11-0 11
at UCF	0-0-0	0	1-(-4)-0 0
OREGON	0-0-0	0	0-0-0 0
at Oregon State	1-5-0	5	0-0-0 0
WASHINGTON	0-0-0	0	0-0-0 0
UCLA	1-14-0	14	0-0-0 0
ARIZONA	1-2-0	2	1-9-0 9
at Colorado			
at Washington State			
CALIFORNIA			
NOTRE DAME			
TOTALS	3-21-0	14	3-16-0 11

CAREER HIGHS

Rushing attempts	1, 3x (last: 10/26/19 vs. Arizona)
Rushing yards	14, 10/17/19 vs. UCLA
Long	14, 10/17/19 vs. UCLA
Rushing TDs	0
100-yard games	0
Receptions	1, 3x (last: 10/26/19 vs. Arizona)
Receiving yards	11, 9/7/19 at USC
Long	11, 9/7/19 at USC
Receiving TDs	0
All-purpose yards	14, 10/17/19 vs. UCLA

2019 STATISTICS | RECEIVERS

#4 Michael Wilson, WR

OPPONENT	REC-YDS-TD	LONG
NORTHWESTERN	6-47-1	13
at USC	0-0-0	0
at UCF	5-71-1	24
OREGON	5-61-0	25
at Oregon State	3-87-1	39
WASHINGTON	6-51-0	18
UCLA	1-3-0	3
ARIZONA	6-45-0	13
at Colorado		
at Washington State		
CALIFORNIA		
NOTRE DAME		
TOTALS	32-365-3	39

CAREER HIGHS

Receptions	6, 3x (last: 10/26/19 vs. Arizona)
Yards	87, 9/28/19 at Oregon State
Long	39, 9/28/19 at Oregon State
TDs	1, 4x (last: 9/28/19 at Oregon State)
100-yard games	0
All-purpose yards	114, 9/28/19 at Oregon State

#5 Connor Wedington, WR

OPPONENT	REC-YDS-TD	LONG
NORTHWESTERN	7-69-0	26
at USC	5-67-1	25
at UCF	3-26-0	15
OREGON	5-21-0	16
at Oregon State	5-31-0	12
WASHINGTON	4-38-0	15
UCLA	3-48-0	30
ARIZONA	8-71-0	21
at Colorado		
at Washington State		
CALIFORNIA		
NOTRE DAME		
TOTALS	40-371-1	30

CAREER HIGHS

Receptions	8, 10/26/19 vs. Arizona
Yards	82, 8/27/17 vs. Rice
Long	33, 8/27/17 vs. Rice
TDs	1, 9/7/19 at USC
100-yard games	0
All-purpose yards	187, 9/7/19 at USC

#9 Osiris St. Brown, WR

OPPONENT	REC-YDS-TD	LONG
NORTHWESTERN	0-0-0	0
at USC	2-19-0	10
at UCF	3-51-0	25
OREGON	3-28-0	13
at Oregon State	4-46-0	18
WASHINGTON	1-17-0	17
UCLA	2-3-0	5
ARIZONA	1-10-0	10
at Colorado		
at Washington State		
CALIFORNIA		
NOTRE DAME		
TOTALS	16-174-0	25

CAREER HIGHS

Receptions	4, 9/28/19 at Oregon State
Yards	53, 9/15/18 vs. UC Davis
Long	53, 9/15/18 vs. UC Davis
TDs	1, 11/24/18 at UCLA
100-yard games	0
All-purpose yards	53, 9/15/18 vs. UC Davis

#13 Simi Fehoko, WR

OPPONENT	REC-YDS-TD	LONG
NORTHWESTERN	1-21-0	21
at USC	0-0-0	0
at UCF	0-0-0	0
OREGON	0-0-0	0
at Oregon State	1-16-0	16
WASHINGTON	3-91-1	42
UCLA	2-35-0	35
ARIZONA	3-97-2	44
at Colorado		
at Washington State		
CALIFORNIA		
NOTRE DAME		
TOTALS	10-260-3	44

CAREER HIGHS

Receptions	3, 2x (last: 10/26/19 vs. Arizona)
Yards	97, 10/26/19 vs. Arizona
Long	44, 10/26/19 vs. Arizona
TDs	2, 10/26/19 vs. Arizona
100-yard games	0
All-purpose yards	97, 10/26/19 vs. Arizona

#80 Scooter Harrington, TE

OPPONENT	REC-YDS-TD	LONG
NORTHWESTERN	0-0-0	0
at USC	1-5-0	5
at UCF	0-0-0	0
OREGON	0-0-0	0
at Oregon State	0-0-0	0
WASHINGTON	0-0-0	0
UCLA	0-0-0	0
ARIZONA	0-0-0	0
at Colorado		
at Washington State		
CALIFORNIA		
NOTRE DAME		
TOTALS	1-5-0	5

CAREER HIGHS

Receptions	1, 6x (last: 9/7/19 at USC)
Yards	8, 9/15/18 vs. UC Davis
Long	8, 9/15/18 vs. UC Davis
TDs	0
100-yard games	0
All-purpose yards	8, 9/15/18 vs. UC Davis

#81 Brycen Tremayne, WR

OPPONENT	REC-YDS-TD	LONG
NORTHWESTERN	0-0-0	0
at USC	0-0-0	0
at UCF	0-0-0	0
OREGON	0-0-0	0
at Oregon State	1-3-1	3
WASHINGTON	0-0-0	0
UCLA	0-0-0	0
ARIZONA	1-14-1	14
at Colorado		
at Washington State		
CALIFORNIA		
NOTRE DAME		
TOTALS	2-17-2	14

CAREER HIGHS

Receptions	1, 2x (last: 10/26/19 vs. Arizona)
Yards	14, 10/26/19 vs. Arizona
Long	14, 10/26/19 vs. Arizona
TDs	1, 2x (last: 10/26/19 vs. Arizona)
100-yard games	0
All-purpose yards	14, 10/26/19 vs. Arizona

#84 Colby Parkinson, TE

OPPONENT	REC-YDS-TD	LONG
NORTHWESTERN	4-38-0	26
at USC	7-89-0	21
at UCF	6-51-0	14
OREGON	0-0-0	0
at Oregon State	3-44-1	36
WASHINGTON	2-42-0	22
UCLA	4-26-0	8
ARIZONA	5-68-0	19
at Colorado		
at Washington State		
CALIFORNIA		
NOTRE DAME		
TOTALS	31-358-1	36

CAREER HIGHS

Receptions	7, 9/7/19 at USC
Yards	166, 11/10/18 vs. Oregon State
Long	75, 11/10/18 vs. Oregon State
TDs	4, 11/10/18 vs. Oregon State
100-yard games	1, 11/10/18 vs. Oregon State
All-purpose yards	166, 11/10/18 vs. Oregon State

#88 Tucker Fisk, TE

OPPONENT	REC-YDS-TD	LONG
NORTHWESTERN	0-0-0	0
at USC	0-0-0	0
at UCF	0-0-0	0
OREGON	1-8-0	8
at Oregon State	0-0-0	0
WASHINGTON	1-16-0	16
UCLA	0-0-0	0
ARIZONA	1-0-0	0
at Colorado		
at Washington State		
CALIFORNIA		
NOTRE DAME		
TOTALS	3-24-0	16

CAREER HIGHS

Receptions	1, 3x (last: 10/26/19 vs. Arizona)
Yards	16, 10/5/19 vs. No. 15 Washington
Long	16, 10/5/19 vs. No. 15 Washington
TDs	0
100-yard games	0
All-purpose yards	16, 10/5/19 vs. No. 15 Washington

2019 STATISTICS | DEFENSE

DEFENSE

DEFENSIVE LEADERS	SOLO	AST	TOTAL	TFL-YDS	SACKS-YDS	INT-YDS	BRUP	QBH	FR-YDS	FF	KICK	SAF
52 Toohill, Casey	27	18	45	7.5-45	5.0-40			9		1		
25 Pryts, Andrew	22	22	44	1.0-1		1-0		1				
2 Robinson, Curtis	22	21	43	1.0-3	1.0-3		2	1		2		
34 Booker, Thomas	20	17	37	6.5-42	3.0-34			2		1		
21 Williamson, Kendall	22	7	29	0.5-0	0.5-0		1		1-0			
90 Reid, Gabe	16	13	29	5.5-27	2.0-23		2	4				
3 Antoine, Malik	14	14	28	0.5-1			4					
11 Adebo, Paulson	18	10	28			4-4	10					
3B McGill, Jonathan	17	7	24	3.0-7			3		1-28			
10 Fox, Jordan	9	13	22	3.5-13	1.0-9		1	1	1-0			
17 Kelly, Kyu Blu	17	4	21	1.5-16	1.0-15	1-0	4	1				
51 Swann, Jovan	13	7	20	3.5-8	2.0-6			2				
57 Williams, Michael	9	10	19	3.5-13	1.0-8			2				
18 Head, Stuart	15	1	16	1.0-1			1	1				
22 Eboh,Obi	10	3	13								1	
43 Beecher, Ryan	9	2	11				1					
50 Wade-Perry, Dalyn	5	5	10	3.0-15	1.0-9							
91 Schaffer, Thomas	5	4	9	4.0-9	1.0-2					1		
4Z Parson, J.J.	3	2	5									
45 Miezian, Ricky	1	4	5					1				
35 Umerah, Tobe	1	3	4	1.0-3	1.0-3			1	1-0			
2F Jones, Brock	2	2	4									
36 Sinclair, Tristan	2	2	4									
77 Keck, Thunder	3		3							1		
9 Williams, Noah	3		3									
47 Kaufusi, Tangaloa	1	2	3									
14 Mangum-Farrar, Jacob		2	2									
40 Trinh, Anthony	1	1	2									
42 Phillips, Caleb	2		2									
84 Parkinson, Colby	2		2									
32 Peat, Nathaniel	1		1									
19 Higgins, Elijah		1	1									
69 McNitzky, Richard	1		1									
4 Wilson, Michael	1		1									
56 Lynch, Jake		1	1									
1E Herron, Stephen		1	1	0.5-1	0.5-1							
28 Maddox, Dorian	1		1									
23 Johnson, Ryan		1	1									
29 Jorgensen, Spencer											1	
Total.....	295	200	495	47-205	20-153	6-4	29	26	4-28	6	2	
Opponents.....	-	-	-	-	20-103	3-43	42	18	3-18	3	2	

SOLO - unassisted tackles • AST - assisted tackles • TOTAL - total tackles • TFL - tackles for loss • INT - interception

GAME-BY-GAME DEFENSIVE STATISTICS (TEAM)

Opponent	Sacks	TFL	FF	FR	INT	PBU	P_BLK	FG_BLK	XP_BLK	QBH
NORTHWESTERN	3	5	3	2	2	3	0	0	0	5
at USC	1	5	1	1	0	2	0	0	0	0
at UCF	0	5	0	1	0	1	0	0	0	1
OREGON	4	7	1	0	0	1	0	0	0	2
at Oregon State	4	6	0	0	0	3	0	1	0	2
WASHINGTON	2	3	0	0	1	8	0	0	0	6
UCLA	3	9	0	0	1	6	1	0	0	4
ARIZONA	3	7	1	0	2	5	0	0	0	6
at Colorado										
at Washington State										
CALIFORNIA										
NOTRE DAME										
Total	20	47	6	4	6	29	1	1	0	26

2019 STATISTICS | DEFENSE

GAME-BY-GAME TACKLES (INDIVIDUAL)

TOTAL TACKLES	UA-A	TOT	NU	USC	UCF	ORE	OSU	WASH	UCLA	ARIZ
Toohill,C LB	27-18	45	4-3	1-4	5-3	6-2	1-0	1-1	4-4	5-1
Pryts,A LB	22-22	44	2-2	3-4	1-1	6-2	3-3	0-3	1-5	6-2
Robinson,C LB	22-21	43	3-2	1-2	4-2	1-3	4-3	4-4	4-5	1-0
Booker,T DE	20-17	37	2-0	0-2	4-3	2-0	5-3	0-2	3-6	4-1
Williamson,K SS	22-7	29	0-2	6-1	3-1	4-3	4-0	1-0	DNP	4-0
Reid,G LB	16-13	29	1-0	1-1	2-1	1-4	2-0	3-3	1-3	5-1
Antoine,M	14-14	28	1-1	3-3	1-4	0-1	3-1	2-3	1-1	3-0
Adebo,P CB	18-10	28	4-1	5-3	1-3	1-0	1-0	4-1	1-2	1-0
McGill,J	17-7	24	1-0	-	2-1	-	7-4	1-0	3-1	3-1
Fox,J LB	9-13	22	0-2	1-3	2-1	4-4	2-3	DNP	DNP	DNP
Kelly,KB CB	17-4	21	1-0	2-1	3-0	2-2	4-0	-	2-0	3-1
Swann,J DE	13-7	20	2-2	3-1	1-0	0-1	4-2	2-1	-	1-0
Williams,M DT	9-10	19	2-3	-	1-1	2-3	0-1	3-0	1-2	-
Head,S SS	15-1	16	DNP	DNP	DNP	DNP	1-0	-	8-0	6-1
Eboh,O CB	10-3	13	4-0	3-1	1-1	-	2-1	-	-	-
Beecher,R LB	9-2	11	-	1-0	3-1	-	-	-	2-1	3-0
Wade-Perry,D DT	5-5	10	1-0	0-2	2-2	-	-	0-1	-	2-0
Schaffer,T DE	5-4	9	0-1	0-1	3-0	1-1	-	0-1	1-0	-
Miezan,R LB	1-4	5	1-2	0-2	DNP	DNP	DNP	DNP	DNP	DNP
Parson,JJ	3-2	5	1-1	1-0	-	DNP	DNP	-	-	1-1
Jones,B	2-2	4	DNP	0-2	-	1-0	-	-	1-0	-
Sinclair,T LB	2-2	4	DNP	DNP	2-2	DNP	DNP	DNP	DNP	DNP
Umerah,T LB	1-3	4	-	0-1	-	-	0-1	1-1	DNP	DNP
Keck, Thunder LB	3-0	3	-	1-0	1-0	-	1-0	DNP	-	DNP
Kaufusi,T LB	1-2	3	DNP	DNP	DNP	DNP	DNP	-	0-2	1-0
Williams,N	3-0	3	DNP	2-0	-	-	DNP	-	1-0	-
Trinh,A LB	1-1	2	DNP	1-0	0-1	-	-	-	-	-
Mangum-Farrar LB	0-2	2	0-2	-	DNP	DNP	DNP	DNP	DNP	DNP
Phillips,C LB	2-0	2	-	-	-	-	-	-	1-0	1-0
Parkinson,C	2-0	2	-	1-0	-	1-0	-	-	-	-
Johnson,R DE	0-1	1	DNP	-	-	DNP	-	0-1	-	DNP
McNitzky,R	1-0	1	-	-	-	1-0	-	-	-	-
Herron,S LB	0-1	1	DNP	DNP	DNP	DNP	DNP	DNP	0-1	-
Higgins,E	0-1	1	-	-	-	-	-	-	-	0-1
Lynch,J LB	0-1	1	DNP	DNP	DNP	-	DNP	DNP	0-1	DNP
Maddox,D	1-0	1	-	-	1-0	-	-	-	-	-
Peat,N	1-0	1	-	-	-	-	-	-	-	1-0
Wilson,M	1-0	1	1-0	-	-	-	-	-	-	-

2019 OFFICIATING CREWS

1 - NORTHWESTERN

R: Jeff Servinski
U: Tim Owens
HL: Michael Dolce
LJ: Ryan MacDonald
BJ: Dominique Pender
FJ: Matt Kukar
SJ: Todd Ransom
CJ: Jason Nickleby

2 - AT USC

R: Steve Strimling
U: Frank Villar
HL: Jon Stabile
LJ: Michael Feldman
BJ: Clay Reynard
FJ: Jeff Yock
SJ: John Morton
CJ: Matt Richards

3 - AT UCF

R: Chris Coyte
U: Bryan Hay
HL: Darryl Johnson
LJ: Jeff Robinson
BJ: Steve Steichen
FJ: Steve Currie
SJ: Jeff Dahle
CJ: Jim Wharrie

4 - OREGON

R: Michael Mothershed
U: Roscoe Meisenheimer
HL: Kirk Mattson
LJ: Matt Dornan
BJ: Steve Hudson
FJ: Michael Hall
SJ: Michael Weseloh
CJ: James Wharrie

5 - AT OREGON STATE

R: Matt Richards
U: Matt Jordan
HL: Bob Day
LJ: Dale Keller
BJ: Justin Nelson
FJ: Brad Glenn
SJ: Shane Anderson
CJ: John Love

6 - WASHINGTON

R: Kevin Mar
U: Rick DiBernardo
HL: Harold Mitchell
LJ: Rich Troyer
BJ: Joe Johnston
FJ: Todd Migchelbrink
SJ: Bernie Hulscher
CJ: Randy Campbell

7 - UCLA

R: Steve Strimling
U: Frank Villar
HL: Jon Stabile
LJ: Michael Feldman
BJ: John Morton
FJ: Jeffery Yock
SJ: Antony Little
CJ: Jay Edwards

8 - ARIZONA

R: Mark Duddy
U: Tim Schroeder
HL: Cravonne Barrett
LJ: Steven Kovac
BJ: David Ross
FJ: Kevin Kieser
SJ: Antony Little
CJ: Chris Wiggins

9 - AT COLORADO

R:
U:
HL:
LJ:
BJ:
FJ:
SJ:
CJ:

10 - AT WASHINGTON STATE

R:
U:
HL:
LJ:
BJ:
FJ:
SJ:
CJ:

11 - CALIFORNIA

R:
U:
HL:
LJ:
BJ:
FJ:
SJ:
CJ:

12 - NOTRE DAME

R:
U:
HL:
LJ:
BJ:
FJ:
SJ:
CJ:

13 - PAC-12 CHAMPIONSHIP

R:
U:
HL:
LJ:
BJ:
FJ:
SJ:
CJ:

14 - BOWL

R:
U:
HL:
LJ:
BJ:
FJ:
SJ:
CJ:

2019 STATISTICS | SPECIALISTS

PLACEKICKERS

#26 Jet Toner

OPPONENT	FG-FGA	PAT-A	POINTS	LONG
NORTHWESTERN	1-2	2-2	5	51
at USC	2-4	2-2	8	37
at UCF	2-2	3-3	9	36
OREGON	2-2	0-0	6	38
at Oregon State	1-2	4-4	7	39
WASHINGTON	3-3	2-2	11	36
UCLA	1-1	0-0	3	42
ARIZONA	---	---	---	---
at Colorado				
at Washington State				
CALIFORNIA				
NOTRE DAME				
TOTALS	12-16	13-13	49	51

CAREER HIGHS

Field goal attempts _____ 4, 4x (last: 9/7/19 at USC)
 Field goals made _____ 3, 7x (last: 10/5/19 vs. No. 15 Washington)
 Long _____ 51, 8/31/19 vs. Northwestern

#27 Ryan Sanborn

OPPONENT	FG-FGA	PAT-A	POINTS	LONG
NORTHWESTERN	0-0	0-0	0	---
at USC	0-0	0-0	0	---
at UCF	0-0	0-0	0	---
OREGON	0-0	0-0	0	---
at Oregon State	0-0	0-0	0	---
WASHINGTON	0-0	0-0	0	---
UCLA	0-0	1-1	1	---
ARIZONA	2-2	5-5	11	33
at Colorado				
at Washington State				
CALIFORNIA				
NOTRE DAME				
TOTALS	2-2	6-6	12	33

CAREER HIGHS

Field goal attempts _____ 2, 10/26/19 vs. Arizona
 Field goals made _____ 2, 10/26/19 vs. Arizona
 Long _____ 33, 10/26/19 vs. Arizona

PUNTERS

#27 Ryan Sanborn

OPPONENT	NO.	YDS	AVG.	LONG	TB	FC	I20	50+
NORTHWESTERN	5	163	32.6	39	1	1	1	0
at USC	1	46	46.0	46	0	0	0	0
at UCF	7	290	41.4	51	0	2	3	1
OREGON	6	256	42.7	57	0	4	1	1
at Oregon State	3	151	50.3	68	0	1	2	1
WASHINGTON	4	146	36.5	54	1	1	3	1
UCLA	8	324	40.5	52	0	6	1	1
ARIZONA	5	219	43.8	52	0	0	1	3
at Colorado								
at Washington State								
CALIFORNIA								
NOTRE DAME								
TOTALS	39	1595	40.9	68	2	15	12	8

CAREER HIGHS

Punt attempts _____ 8, 10/17/19 vs. UCLA
 Punt Yards _____ 324, 10/17/19 vs. UCLA
 Long _____ 68, 9/28/19 at Oregon State

2019 STATISTICS | CAREER HIGHS

Adebo,P

All-purpose yards: 43, at California, 12/01/18
Interceptions: 2 [t-1st], Arizona, 10/26/19 ; at California, 12/01/18
Long interception return: 43, at California, 12/01/18
Tackles: 9, Washington State, 10/27/18 (5-4)
Tackles for loss: 1.0, at Notre Dame, 09/29/18 (1-0); Washington State, 10/27/18 (1-0); vs Pitt, 12/31/18 (1-0)
Pass breakups: 4 [t-1st], at Oregon, 09/22/18 ; Washington, 10/05/19

Antoine,M

All-purpose yards: 36, USC, 09/08/18
Interceptions: 2 [t-1st], USC, 09/08/18
Long interception return: 36, USC, 09/08/18
Tackles: 7, at Notre Dame, 09/29/18 (6-1); vs Pitt, 12/31/18 (4-3)
Sacks: 1.0, at UCLA, 11/24/18 (1-0)
Tackles for loss: 2.0, at UCLA, 11/24/18 (2-0)
Fumbles forced: 1 [t-7th], vs TCU, Dec 28, 2017
Fumbles recovered: 1 [t-3rd], Notre Dame, Nov 25, 2017
Pass breakups: 2, UCLA, 10/17/19 ; Arizona, 10/26/19 ; Notre Dame, Nov 25, 2017

Beecher,R

Tackles: 4, at UCF, 09/14/19 (3-1)
Pass breakups: 1, Arizona, 10/26/19

Bonner,E

Tackles: 1, Oregon State, 11/10/18 (1-0)

Booker,T

Interceptions: 1, UC Davis, 09/15/18
Tackles: 9, UCLA, 10/17/19 (3-6)
Sacks: 2.0, at Oregon State, 09/28/19 (2-0)
Tackles for loss: 2.0, at Oregon State, 09/28/19 (2-0); Arizona, 10/26/19 (2-0)
Fumbles forced: 1 [t-7th], Arizona, 10/26/19
Fumbles recovered: 1 [t-3rd], at Arizona State, 10/18/18
Pass breakups: 1, at UCLA, 11/24/18 ; at California, 12/01/18

Brandt-Sims,J

Receptions: 1, at Washington, 09/30/16 ; Washington State, Oct 08, 2016
Receiving yards: 16, at Washington, 09/30/16 (1 receptions)
Long reception: 16, at Washington, 09/30/16
All-purpose yards: 16, at Washington, 09/30/16
Tackles: 2, Oregon, Oct 14, 2017 (2-0)
Fumbles forced: 1 [t-7th], Oregon, Oct 14, 2017

Butler,T

Tackles: 1, UC Davis, 09/15/18 (1-0); at San Diego State, Sep 16, 2017 (1-0)

Costello,K

Points scored: 6, vs Rice, Aug 27, 2017 ; at Washington State, Nov 04, 2017 ; UCLA, Sep 23, 2017
Touchdowns: 1, vs Rice, Aug 27, 2017 ; at Washington State, Nov 04, 2017 ; UCLA, Sep 23, 2017
Rush attempts: 7, Oregon, 09/21/19 ; Washington State, 10/27/18
Rush yards: 45, Oregon State, 11/10/18 (1 carries)
Rush TDs: 1, vs Rice, Aug 27, 2017 ; at Washington State, Nov 04, 2017 ; UCLA, Sep 23, 2017
Long rush: 45, Oregon State, 11/10/18
Pass attempts: 44 [t-2nd], at UCF, 09/14/19 ; Arizona, 10/26/19
Pass completions: 34 [1st], Washington State, 10/27/18
Pass yards: 381 [2nd], Utah, 10/06/18
Pass TDs: 5 [t-1st], at UCLA, 11/24/18
Had intercepted: 3 [t-1st], at Washington, 11/03/18
Long pass: 80 [3rd], San Diego State, 08/31/18
Receptions: 1, Arizona, 10/26/19
Receiving yards: -12, Arizona, 10/26/19 (1 receptions)
Total offense attempts: 50 [2nd], Washington State, 10/27/18 (7 rush,43 pass)
Total offense yards: 387 [3rd], Oregon State, 11/10/18 (45 rush,342 pass)
All-purpose yards: 45, Oregon State, 11/10/18
Tackles: 1, at UCLA, 11/24/18 (1-0)

Eboh,O

Tackles: 6, Oregon State, 11/10/18 (2-4); at California, 12/01/18 (4-2)
Pass breakups: 2, Oregon State, 11/10/18 ; at UCLA, 11/24/18
Blocked kicks: 1 [t-1st], at Oregon State, 09/28/19

Fehoko,S

Points scored: 12, Arizona, 10/26/19
Touchdowns: 2, Arizona, 10/26/19
Receptions: 3, Washington, 10/05/19 ; Arizona, 10/26/19
Receiving yards: 97, Arizona, 10/26/19 (3 receptions)
Receiving TDs: 2 [t-8th], Arizona, 10/26/19
Long reception: 44, Arizona, 10/26/19
All-purpose yards: 97, Arizona, 10/26/19

Fisk,T

Receptions: 1, Oregon, 09/21/19 ; Washington, 10/05/19 ; Arizona, 10/26/19
Receiving yards: 16, Washington, 10/05/19 (1 receptions)
Long reception: 16, Washington, 10/05/19
All-purpose yards: 16, Washington, 10/05/19
Kick returns: 1, UC Davis, 09/15/18
Kick return yards: 3, UC Davis, 09/15/18 (1 returns)
Long kick return: 3, UC Davis, 09/15/18

Fox,A

Tackles: 1, at Washington, 11/03/18 (0-1); Oregon State, 11/10/18 (0-1); at UCLA, 11/24/18 (1-0)
Sacks: 1.0, at UCLA, 11/24/18 (1-0)
Tackles for loss: 1.0, at UCLA, 11/24/18 (1-0)

Fox,J

Points scored: 6, Northwestern, 08/31/19
Touchdowns: 1, Northwestern, 08/31/19
Tackles: 9, at Oregon, 09/22/18 (4-5); at Washington, 11/03/18 (4-5)
Sacks: 1.5, at Oregon, 09/22/18 (1-1)
Tackles for loss: 2.0, at Oregon, 09/22/18 (1-1)
Fumbles forced: 1 [t-7th], at Notre Dame, 09/29/18 ; Notre Dame, Nov 25, 2017
Fumbles recovered: 1 [t-3rd], Northwestern, 08/31/19 ; Oregon, Oct 14, 2017
Pass breakups: 1, at Oregon State, 09/28/19 ; at UCLA, 11/24/18

Harrington,S

Receptions: 1, 6 times
Receiving yards: 8, UC Davis, 09/15/18 (1 receptions)
Long reception: 8, UC Davis, 09/15/18
All-purpose yards: 8, UC Davis, 09/15/18 ; at Washington, 11/03/18
Kick returns: 1, at Washington, 11/03/18
Kick return yards: 8, at Washington, 11/03/18 (1 returns)
Long kick return: 8, at Washington, 11/03/18

Head,S

Tackles: 8, UCLA, 10/17/19 (8-0)
Tackles for loss: 1.0, UCLA, 10/17/19 (1-0)
Pass breakups: 1, Washington, 10/05/19

Heimuli,H

Points scored: 6, Washington State, 10/27/18
Touchdowns: 1, Washington State, 10/27/18
Receptions: 1, 4 times
Receiving yards: 4, Northwestern, 08/31/19 (1 receptions)
Receiving TDs: 1, Washington State, 10/27/18
Long reception: 4, Northwestern, 08/31/19
All-purpose yards: 4, Northwestern, 08/31/19
Tackles: 1, UC Davis, 09/15/18 (1-0)

Herron,S

Tackles: 1, UCLA, 10/17/19 (0-1)
Sacks: .5, UCLA, 10/17/19 (0-1)
Tackles for loss: .5, UCLA, 10/17/19 (0-1)

Higgins,E

Tackles: 1, Arizona, 10/26/19 (0-1)

Johnson,R

Tackles: 2, UC Davis, 09/15/18 (0-2); Oregon State, 11/10/18 (0-2)

Jones,A

Points scored: 6, at UCF, 09/14/19
Touchdowns: 1, at UCF, 09/14/19
Rush attempts: 7, at UCF, 09/14/19 ; Arizona, 10/26/19
Rush yards: 65, at UCF, 09/14/19 (7 carries)
Rush TDs: 1, at UCF, 09/14/19
Long rush: 35, at UCF, 09/14/19
Receptions: 2, at USC, 09/07/19
Receiving yards: 19, at USC, 09/07/19 (2 receptions)
Long reception: 11, at USC, 09/07/19 ; Arizona, 10/26/19
Total offense attempts: 7, at UCF, 09/14/19 (7 rush,0 pass); Arizona, 10/26/19 (7 rush,0 pass)
Total offense yards: 65, at UCF, 09/14/19 (65 rush,0 pass)
All-purpose yards: 69, at UCF, 09/14/19

Jones,B

Tackles: 2, at USC, 09/07/19 (0-2)

Jorgensen,S

All-purpose yards: 21, UCLA, 10/17/19
Punt returns: 1, UCLA, 10/17/19
Punt return yards: 21, UCLA, 10/17/19 (1 returns)
Blocked kicks: 1 [t-1st], UCLA, 10/17/19

Kaufusi,T

Tackles: 2, UCLA, 10/17/19 (0-2)

Keck, Thunder

Tackles: 1, at USC, 09/07/19 (1-0); at UCF, 09/14/19 (1-0); at Oregon State, 09/28/19 (1-0)
Fumbles forced: 1 [t-7th], at USC, 09/07/19

Kelly,KB

Interceptions: 1, Washington, 10/05/19
Tackles: 4, Oregon, 09/21/19 (2-2); at Oregon State, 09/28/19 (4-0); Arizona, 10/26/19 (3-1)
Sacks: 1.0, UCLA, 10/17/19 (1-0)
Tackles for loss: 1.0, UCLA, 10/17/19 (1-0)
Pass breakups: 2, Washington, 10/05/19

Lynch,J

Tackles: 1, UCLA, 10/17/19 (0-1)

Maddox,D

Points scored: 6, Oregon State, 11/10/18
Touchdowns: 1, Oregon State, 11/10/18
Rush attempts: 9, Oregon State, 11/10/18
Rush yards: 39, Oregon State, 11/10/18 (9 carries)
Rush TDs: 1, Oregon State, 11/10/18
Long rush: 16, Oregon State, 11/10/18
Receptions: 1, 5 times
Receiving yards: 27, Northwestern, 08/31/19 (1 receptions)
Long reception: 27, Northwestern, 08/31/19
Total offense attempts: 9, Oregon State, 11/10/18 (9 rush,0 pass)
Total offense yards: 39, Oregon State, 11/10/18 (39 rush,0 pass)
All-purpose yards: 51, Northwestern, 08/31/19 ; Oregon State, 11/10/18
Kick returns: 2, vs TCU, Dec 28, 2017
Kick return yards: 46, at Washington State, Nov 04, 2017 (1 returns)
Long kick return: 46, at Washington State, Nov 04, 2017
Tackles: 1, at UCF, 09/14/19 (1-0)

Mangum-Farrar

Tackles: 2, Northwestern, 08/31/19 (0-2)

McFarlane,C

Rush attempts: 1, Oregon State, 11/10/18
Rush yards: 11, Oregon State, 11/10/18 (1 carries)
Long rush: 11, Oregon State, 11/10/18
Total offense attempts: 1, Oregon State, 11/10/18 (1 rush,0 pass)
Total offense yards: 11, Oregon State, 11/10/18 (11 rush,0 pass)
All-purpose yards: 11, Oregon State, 11/10/18

McGill,J

Points scored: 6, at UCF, 09/14/19
Touchdowns: 1, at UCF, 09/14/19
Tackles: 11, at Oregon State, 09/28/19 (7-4)
Tackles for loss: 1.0, at Oregon State, 09/28/19 (1-0); UCLA, 10/17/19 (1-0); Arizona, 10/26/19 (1-0)
Fumbles recovered: 1 [t-3rd], at UCF, 09/14/19
Pass breakups: 1, Oregon, 09/21/19 ; at Oregon State, 09/28/19 ; Arizona, 10/26/19

McNitzky,R

Tackles: 1, 7 times

Miezan,R

Tackles: 3, Northwestern, 08/31/19 (1-2)

Mills,D

Points scored: 6, at Oregon State, 09/28/19
Touchdowns: 1, at Oregon State, 09/28/19
Rush attempts: 6, at USC, 09/07/19
Rush yards: 26, Washington, 10/05/19 (3 carries)
Long rush: 16, at Oregon State, 09/28/19
Pass attempts: 36, at USC, 09/07/19
Pass completions: 22, at USC, 09/07/19
Pass yards: 293, Washington, 10/05/19
Pass TDs: 3, at Oregon State, 09/28/19
Had intercepted: 1, at USC, 09/07/19
Long pass: 42, Washington, 10/05/19
Receptions: 1, at Oregon State, 09/28/19
Receiving yards: 8, at Oregon State, 09/28/19 (1 receptions)
Receiving TDs: 1, at Oregon State, 09/28/19
Long reception: 8, at Oregon State, 09/28/19
Total offense attempts: 42, at USC, 09/07/19 (6 rush,36 pass)
Total offense yards: 319, Washington, 10/05/19 (26 rush,293 pass)
All-purpose yards: 26, Washington, 10/05/19

Parkinson,C

Points scored: 24 [t-2nd], Oregon State, 11/10/18
Touchdowns: 4 [t-2nd], Oregon State, 11/10/18
Pass attempts: 1, at Oregon State, 09/28/19
Pass completions: 1, at Oregon State, 09/28/19
Pass yards: 8, at Oregon State, 09/28/19
Pass TDs: 1, at Oregon State, 09/28/19
Long pass: 8, at Oregon State, 09/28/19
Receptions: 7, at USC, 09/07/19
Receiving yards: 166 [3rd], Oregon State, 11/10/18 (6 receptions)
Receiving TDs: 4 [t-1st], Oregon State, 11/10/18
Long reception: 75 [t-5th], Oregon State, 11/10/18
Total offense attempts: 1, at Oregon State, 09/28/19 (0 rush,1 pass)
Total offense yards: 8, at Oregon State, 09/28/19 (0 rush,8 pass)
All-purpose yards: 166, Oregon State, 11/10/18
Tackles: 1, at USC, 09/07/19 (1-0); UC Davis, 09/15/18 (1-0); Oregon, 09/21/19 (1-0)

Parson,JJ

Tackles: 3, Oregon State, 11/10/18 (1-2)

2019 STATISTICS | CAREER HIGHS

Peat,N

Rush attempts: 1, at Oregon State, 09/28/19 ; UCLA, 10/17/19 ; Arizona, 10/26/19
Rush yards: 14, UCLA, 10/17/19 (1 carries)
Long rush: 14, UCLA, 10/17/19
Receptions: 1, at USC, 09/07/19 ; at UCF, 09/14/19 ; Arizona, 10/26/19
Receiving yards: 11, at USC, 09/07/19 (1 receptions)
Long reception: 11, at USC, 09/07/19
Total offense attempts: 1, at Oregon State, 09/28/19 (1 rush,0 pass); UCLA, 10/17/19 (1 rush,0 pass); Arizona, 10/26/19 (1 rush,0 pass)
Total offense yards: 14, UCLA, 10/17/19 (14 rush,0 pass)
All-purpose yards: 14, UCLA, 10/17/19
Tackles: 1, Northwestern, 08/31/19 (1-0); Arizona, 10/26/19 (1-0)

Phillips,C

Tackles: 1, UCLA, 10/17/19 (1-0); Arizona, 10/26/19 (1-0)

Pryts,A

Interceptions: 1, Northwestern, 08/31/19
Tackles: 8, Oregon, 09/21/19 (6-2); Arizona, 10/26/19 (6-2)
Tackles for loss: 1.0, Arizona, 10/26/19 (1-0)

Reid,G

Tackles: 6, Washington, 10/05/19 (3-3); Arizona, 10/26/19 (5-1)
Sacks: 1.5, at California, 12/01/18 (1-1)
Tackles for loss: 2.5, at California, 12/01/18 (2-1)
Pass breakups: 2, UCLA, 10/17/19

Riccitelli,C

Points scored: 6, Oregon State, 11/10/18
Kick PATs: 6, Oregon State, 11/10/18
Points by kicking: 6, Oregon State, 11/10/18
Field goals made: 1, at Washington, 11/03/18
Field goal attempts: 1, at Washington, 11/03/18
Longest field goal: 21, at Washington, 11/03/18

Richardson,J

Rush attempts: 1, Oregon State, 11/10/18
Rush yards: -4, Oregon State, 11/10/18 (1 carries)
Pass attempts: 1, Oregon State, 11/10/18
Pass completions: 1, Oregon State, 11/10/18
Pass yards: 6, Oregon State, 11/10/18
Long pass: 6, Oregon State, 11/10/18
Total offense attempts: 2, Oregon State, 11/10/18 (1 rush,1 pass)
Total offense yards: 2, Oregon State, 11/10/18 (-4 rush,6 pass)
All-purpose yards: -4, Oregon State, 11/10/18

Robinson,C

All-purpose yards: 26, Oregon, Oct 14, 2017
Punt returns: 1, Oregon, Oct 14, 2017
Punt return yards: 26, Oregon, Oct 14, 2017 (1 returns)
Interceptions: 1, Notre Dame, Nov 25, 2017
Long interception return: 6, Notre Dame, Nov 25, 2017
Tackles: 9, UCLA, 10/17/19 (4-5)
Sacks: 1.0, Rice, Nov 26, 2016 (1-0)
Tackles for loss: 1.0, Rice, Nov 26, 2016 (1-0); Arizona State, Sep 30, 2017 (1-0)
Fumbles forced: 2 [1st], Northwestern, 08/31/19
Pass breakups: 1, Northwestern, 08/31/19 ; Washington, 10/05/19 ; vs Rice, Aug 27, 2017
Blocked kicks: 1 [1st], Oregon, Oct 14, 2017

Sanborn,R

Points scored: 11, Arizona, 10/26/19
Kick PATs: 5, Arizona, 10/26/19
Points by kicking: 11, Arizona, 10/26/19
Field goals made: 2, Arizona, 10/26/19
Field goal attempts: 2, Arizona, 10/26/19
Longest field goal: 33, Arizona, 10/26/19
Punt attempts: 8 [4th], UCLA, 10/17/19
Punt yards: 324 [10th], UCLA, 10/17/19 (8 punts)
Longest punt: 68 [3rd], at Oregon State, 09/28/19

Scarlett,C

Points scored: 18 [9th], vs Rice, Aug 27, 2017 ; UCLA, Sep 23, 2017
Touchdowns: 3 [8th], vs Rice, Aug 27, 2017 ; UCLA, Sep 23, 2017
Rush attempts: 33 [7th], Washington, 10/05/19
Rush yards: 151, Washington, 10/05/19 (33 carries)
Rush TDs: 3 [6th], vs Rice, Aug 27, 2017 ; UCLA, Sep 23, 2017
Long rush: 62, UCLA, Sep 23, 2017
Receptions: 5, at UCF, 09/14/19
Receiving yards: 85, vs TCU, Dec 28, 2017 (2 receptions)
Receiving TDs: 1, at California, 12/01/18
Long reception: 56, vs Rice, Aug 27, 2017
Total offense attempts: 33, Washington, 10/05/19 (33 rush,0 pass)
Total offense yards: 151, Washington, 10/05/19 (151 rush,0 pass)
All-purpose yards: 262, UCLA, Sep 23, 2017
Kick returns: 7 [1st], UCLA, Sep 23, 2017
Kick return yards: 169 [5th], UCLA, Sep 23, 2017 (7 returns)
Long kick return: 74, at UCLA, 11/24/18

Schaffer,T

Tackles: 3, at UCF, 09/14/19 (3-0)
Sacks: 1.0, Oregon, 09/21/19 (1-0)
Tackles for loss: 2.0, at UCF, 09/14/19 (2-0)
Fumbles forced: 1 [7th], Oregon, 09/21/19
Pass breakups: 1, vs Pitt, 12/31/18

Sinclair,T

Tackles: 4, at UCF, 09/14/19 (2-2)

Speights,T

Points scored: 6, Utah, 10/06/18
Touchdowns: 1, Utah, 10/06/18
Rush attempts: 19, at Arizona State, 10/18/18
Rush yards: 87, UC Davis, 09/15/18 (11 carries)
Rush TDs: 1, Utah, 10/06/18
Long rush: 38, UC Davis, 09/15/18
Receptions: 2, at Arizona State, 10/18/18
Receiving yards: 25, at Arizona State, 10/18/18 (2 receptions)
Long reception: 14, UC Davis, 09/15/18 ; at Arizona State, 10/18/18
Total offense attempts: 19, at Arizona State, 10/18/18 (19 rush,0 pass)
Total offense yards: 87, UC Davis, 09/15/18 (87 rush,0 pass)
All-purpose yards: 101, UC Davis, 09/15/18
Tackles: 1, Notre Dame, Nov 25, 2017 (0-1)

St. Brown,O

Points scored: 6, at UCLA, 11/24/18
Touchdowns: 1, at UCLA, 11/24/18
Receptions: 4, at Oregon State, 09/28/19
Receiving yards: 53, UC Davis, 09/15/18 (1 receptions)
Receiving TDs: 1, at UCLA, 11/24/18
Long reception: 53, UC Davis, 09/15/18
All-purpose yards: 53, UC Davis, 09/15/18

Stewart,D

Receptions: 2, 4 times
Receiving yards: 46, vs Rice, Aug 27, 2017 (2 receptions)
Long reception: 41, vs Rice, Aug 27, 2017
All-purpose yards: 46, vs Rice, Aug 27, 2017
Tackles: 1, at San Diego State, Sep 16, 2017 (1-0)

Swann,J

All-purpose yards: 2, vs Rice, Aug 27, 2017
Interceptions: 1, vs Rice, Aug 27, 2017
Long interception return: 2, vs Rice, Aug 27, 2017
Tackles: 7, at Oregon, 09/22/18 (5-2)
Sacks: 2.0, San Diego State, 08/31/18 (2-0)
Tackles for loss: 2.5, San Diego State, 08/31/18 (2-0)
Fumbles forced: 1 [7th], Oregon, Oct 14, 2017
Fumbles recovered: 1 [3rd], at UCLA, 11/24/18
Pass breakups: 1, USC, 09/08/18 ; UC Davis, 09/15/18

Symonds,J

Receptions: 1, Oregon, 09/21/19
Receiving yards: -2, Oregon, 09/21/19 (1 receptions)
All-purpose yards: -2, Oregon, 09/21/19

Toner,J

Points scored: 16, UCLA, Sep 23, 2017
Kick PATs: 8 [1st], vs Rice, Aug 27, 2017
Points by kicking: 16 [3rd], UCLA, Sep 23, 2017
Field goals made: 3 [5th], 7 times
Field goal attempts: 4 [5th], 4 times
Longest field goal: 51 [5th], Northwestern, 08/31/19

Toohill,C

All-purpose yards: 2, Oregon, Oct 14, 2017
Interceptions: 1, Oregon, Oct 14, 2017
Long interception return: 2, Oregon, Oct 14, 2017
Tackles: 8, 4 times
Sacks: 2.0, Oregon, 09/21/19 (2-0)
Tackles for loss: 2.0, Northwestern, 08/31/19 (2-0); Oregon, 09/21/19 (2-0)
Fumbles forced: 1 [7th], Northwestern, 08/31/19
Fumbles recovered: 1 [3rd], vs Rice, Aug 27, 2017
Pass breakups: 1, USC, 09/08/18 ; UC Davis, 09/15/18
Blocked kicks: 1 [1st], at Washington, 09/30/16

Tremayne,B

Points scored: 6, at Oregon State, 09/28/19 ; UCLA, 10/17/19 ; Arizona, 10/26/19
Touchdowns: 1, at Oregon State, 09/28/19 ; UCLA, 10/17/19 ; Arizona, 10/26/19
Receptions: 1, at Oregon State, 09/28/19 ; Arizona, 10/26/19
Receiving yards: 14, Arizona, 10/26/19 (1 receptions)
Receiving TDs: 1, at Oregon State, 09/28/19 ; Arizona, 10/26/19
Long reception: 14, Arizona, 10/26/19
All-purpose yards: 14, Arizona, 10/26/19

Trinh,A

Tackles: 3, vs Rice, Aug 27, 2017 (2-1)
Tackles for loss: .5, UC Davis, 09/15/18 (0-0)

Umerah,T

Tackles: 2, Washington, 10/05/19 (1-1)
Sacks: 1.0, Washington, 10/05/19 (1-0)
Tackles for loss: 1.0, Washington, 10/05/19 (1-0)
Fumbles recovered: 1 [3rd], at USC, 09/07/19

Wade-Perry,D

Tackles: 4, at UCF, 09/14/19 (2-2)
Sacks: 1.0, Northwestern, 08/31/19 (1-0)
Tackles for loss: 2.0, Oregon State, 11/10/18 (2-0)

Wedington,C

Points scored: 6, at USC, 09/07/19
Touchdowns: 1, at USC, 09/07/19
Rush attempts: 2, Oregon, 09/21/19
Rush yards: 43, UCLA, Sep 23, 2017 (1 carries)
Long rush: 43, UCLA, Sep 23, 2017
Receptions: 8, Arizona, 10/26/19
Receiving yards: 82, vs Rice, Aug 27, 2017 (6 receptions)
Receiving TDs: 1, at USC, 09/07/19
Long reception: 33, vs Rice, Aug 27, 2017
Total offense attempts: 2, Oregon, 09/21/19 (2 rush,0 pass)
Total offense yards: 43, UCLA, Sep 23, 2017 (43 rush,0 pass)
All-purpose yards: 187, at USC, 09/07/19
Punt returns: 2, San Diego State, 08/31/18
Punt return yards: 18, San Diego State, 08/31/18 (2 returns)
Long punt return: 13, San Diego State, 08/31/18
Kick returns: 5 [7th], at Oregon State, 09/28/19
Kick return yards: 147 [9th], at Oregon State, 09/28/19 (5 returns)
Long kick return: 60, at USC, 09/07/19
Tackles: 1, at Washington, 11/03/18 (1-0); at Washington State, Nov 04, 2017 (1-0)

West,J

Rush attempts: 11, UCLA, 10/17/19
Rush yards: 2, Oregon State, 11/10/18 (1 carries)
Long rush: 7, UCLA, 10/17/19
Pass attempts: 32, UCLA, 10/17/19
Pass completions: 15, UCLA, 10/17/19
Pass yards: 143, UCLA, 10/17/19
Long pass: 35, UCLA, 10/17/19
Total offense attempts: 43, UCLA, 10/17/19 (11 rush,32 pass)
Total offense yards: 120, UCLA, 10/17/19 (-23 rush,143 pass)
All-purpose yards: 2, Oregon State, 11/10/18

Williams,M

Tackles: 6, at Oregon, 09/22/18 (3-3); Utah, 10/06/18 (4-2)
Sacks: 1.0, UCLA, 10/17/19 (1-0); at California, 12/01/18 (1-0)
Tackles for loss: 1.5, UCLA, 10/17/19 (1-0)

Williams,N

Tackles: 3, at Oregon, 09/22/18 (1-2)
Fumbles forced: 1 [7th], at Oregon, 09/22/18
Pass breakups: 1, Oregon State, 11/10/18

Williamson,K

Tackles: 7, at USC, 09/07/19 (6-1); Oregon, 09/21/19 (4-3); at UCLA, 11/24/18 (7-0)
Sacks: .5, Northwestern, 08/31/19 (0-1)
Tackles for loss: 2.0, at UCLA, 11/24/18 (2-0)
Fumbles recovered: 1 [3rd], Northwestern, 08/31/19
Pass breakups: 1, at UCF, 09/14/19 ; Oregon State, 11/10/18 ; at California, 12/01/18

Wilson,M

Points scored: 6, 4 times
Touchdowns: 1, 4 times
Rush attempts: 1, Utah, 10/06/18 ; vs Pitt, 12/31/18
Rush yards: 9, vs Pitt, 12/31/18 (1 carries)
Long rush: 9, vs Pitt, 12/31/18
Receptions: 6, Northwestern, 08/31/19 ; Washington, 10/05/19 ; Arizona, 10/26/19
Receiving yards: 87, at Oregon State, 09/28/19 (3 receptions)
Receiving TDs: 1, 4 times
Long reception: 39, at Oregon State, 09/28/19
Total offense attempts: 1, Utah, 10/06/18 (1 rush,0 pass); vs Pitt, 12/31/18 (1 rush,0 pass)
Total offense yards: 9, vs Pitt, 12/31/18 (9 rush,0 pass)
All-purpose yards: 114, at Oregon State, 09/28/19
Punt returns: 3, vs Pitt, 12/31/18
Punt return yards: 37, UC Davis, 09/15/18 (2 returns)
Long punt return: 30, UC Davis, 09/15/18
Kick returns: 2, at USC, 09/07/19
Kick return yards: 35, at USC, 09/07/19 (2 returns)
Long kick return: 19, at USC, 09/07/19
Tackles: 1, Northwestern, 08/31/19 (1-0)

Woods,J

Rush attempts: 3, Oregon State, 11/10/18
Rush yards: 12, Oregon State, 11/10/18 (3 carries)
Long rush: 5, Oregon State, 11/10/18
Total offense attempts: 3, Oregon State, 11/10/18 (3 rush,0 pass)
Total offense yards: 12, Oregon State, 11/10/18 (12 rush,0 pass)
All-purpose yards: 12, Oregon State, 11/10/18

THE LAST TIME | OCT. 22, 2016

STANFORD STADIM (STANFORD, CALIF.)

KICKOFF: 12:05 P.M. PT • ATTENDANCE: 44, 535 • GAME DURATION: 2:58



COLORADO

10

0

7

0

3

-



STANFORD

5

3

0

0

2

-

Qtr	Time	Team - Scoring Play	Plays-Yards	TOP	Score
1st	2:33	STAN - Ukropina 26 yd field goal	14-66	7:19	STAN 3-COLO 0
2nd	11:59	COLO - Fields 15 yd pass from Liufau (Graham PAT)	9-73	3:01	STAN 3-COLO 7
4th	2:13	COLO - Graham 22 yd field goal	8-15	4:25	STAN 3-COLO 10
	0:04	STAN - Thomas safety	--	--	STAN 5-COLO 10

	Colorado	Stanford
FIRST DOWNS	23	15
RUSHES-YARDS (NET)	49-224	33-93
PASSING YDS (NET)	135	170
Passes Att-Comp-Int	25-12-0	29-16-3
TOTAL OFFENSE PLAYS-YARDS	74-359	62-263
Fumble Returns-Yards	0-0	0-0
Punt Returns-Yards	2-7	1-4
Kickoff Returns-Yards	1-18	1-17
Interception Returns-Yards	3-30	0-0
Punts (Number-Avg)	5-42.0	5-50.6
Fumbles-Lost	0-0	2-1
Penalties-Yards	6-60	7-60
Possession Time	26:58	33:02
Third-Down Conversions	5 of 16	5 of 14
Fourth-Down Conversions	1 of 2	0 of 1
Red-Zone Scores-Chances	2-4	1-2
Sacks By: Number-Yards	3-28	5-29

RUSHING

Colorado-Lindsay, Philli 12-131; Evans, Kyle 14-60; Liufau, Sefo 17-38; Fields, Shay 1-12; TEAM 5-minus 17.
Stanford-McCaffrey,C 21-92; Love,B 3-24; Chryst,K 3-6; Team 1-minus 2; Burns,R 5-minus 27.

PASSING

Colorado-Liufau, Sefo 12-25-0-135.
Stanford-Burns,R 16-29-3-170.

RECEIVING

Colorado-Fields, Shay 4-51; Ross, Devin 4-33; Bobo, Bryce 2-27; Walker, Lee 1-13; Lindsay, Philli 1-11.
Stanford-Irwin,T 7-88; Rector,M 4-36; McCaffrey,C 2-26; Schultz,D 2-15; Love,B 1-5.

INTERCEPTIONS

Colorado-Thompson, Tedri 2-30; Oliver, Isaiah 1-0

FUMBLES

Stanford-Team 1-1; Burns,R 1-0.

SACKS (UA-A)

Colorado-Coleman, Timoth 0-1; Tupou, Josh 0-1; Carrell, Jordan 1-0; Gilbert, Jimmie 0-1; Faló, N.J. 0-1.
Stanford-Alfieri,J 1-1; Thomas,S 1-1; Perez,J 1-0; Phillips,H 0-1; Kalambayi,P 0-1.

TACKLES (UA-A)

Colorado-Olugbode, Kenne 7-4; Gamboa, Rick 3-6; Gilbert, Jimmie 3-2; Awuzie, Chidobe 3-2; Moeller, Ryan 2-3; Thompson, Tedri 2-3; Laguda, Afolabi 1-4; Carrell, Jordan 2-2; Oliver, Isaiah 1-3; Tupou, Josh 0-3; Gillam, Addison 2-0; Kafovalu, Samso 1-1; Franke, Jase 1-0; Graham, Chris 0-1; Bisharat, Beau 0-1; Shaver, Christi 0-1; Bounds, Chris 0-1; Witherspoon, Ah 0-1; Faló, N.J. 0-1; Coleman, Timoth 0-1.
Stanford Alfieri,J 3-5; Thomas,S 4-3; Lloyd,D 3-4; Reid,J 3-3; Hoffpauir,Z 5-0; Phillips,H 1-4; Toohill,C 3-1; Palma,K 2-2; Perez,J 2-2; Tyler,M 1-3; Okereke,B 0-4; Meeks,Q 1-2; Barton,S 2-0; Kalambayi,P 1-1; Robinson,C 1-1; Watkins,J 0-2; Alexander,T 1-0; Rector,M 1-0; Edwards,B 0-1; Holder,A 0-1; Davis,N 0-1; Murphy,A 0-1; Buncom,F 0-1.

Still Searching

STANFORD, Calif. - Stanford committed four turnovers Saturday and sustained a disappointing 10-5 defeat to Colorado on Reunion Homecoming at sunny and breezy Stanford Stadium.

The Buffaloes intercepted three passes and recovered a fourth-quarter fumble deep in their territory to beat the Cardinal for the first time in six meetings.

Stanford (4-3 overall, 2-3 Pac-12 Conference) has scored four offensive touchdowns in its past five games.

Colorado (6-2, 4-1) dominated much of the game but allowed the Cardinal to stay close by missing three field goals, two inside the 30.

After missing last week's game against Notre Dame with an injury, running back Christian McCaffrey returned to the starting lineup but couldn't ignite the struggling offense. He finished with 92 yards on 21 carries, but his longest run was 11 yards.

Burns had a difficult day, completing 16 of 29 attempts for 170 yards and was picked off three times. A costly fumble on first and goal at the Colorado 4 with 10:34 remaining in the fourth quarter came when Burns mishandled the exchange from center Jesse Burkett.

That spoiled a gallant effort by the Stanford defense, which yielded a game-high 131 rushing yards to Phillip Lindsay. Led by Solomon Thomas and Joey Alfieri, the unit produced five sacks.

Although Colorado out-rushed Stanford, 224-93, its 10 points were the fewest by the Buffs in a winning cause since a 6-0 victory at Missouri in 1992.

Through three quarters, Colorado out-rushed Stanford, 187-69. Still, thanks to the missed field goals, the Cardinal trailed only 7-3.

A 60-yard punt by Jake Bailey pinned Colorado at its own 6, and the defense forced a quick punt.

Starting from his 34, Burns hit Trenton Irwin on third-and-8 for 16 yards. A personal foul tacked on 15 yards to the Colorado 15, where two McCaffrey runs gave Stanford first-and-goal at the 4. But the snap was fumbled and Bay Area product Kennth Olugbode recovered.

The Cardinal defense gave the offense another opportunity but again it resulted in a turnover. On third-and-15 from his own 30, Burns was intercepted by strong safety Tedric Thompson, who returned it 30 yards to the Stanford 20.

This time, Colorado capitalized. Although the defense dug in, Chris Graham converted a 23-yard field goal to give the Buffs a 10-3 lead with 2:30 left.

Colorado took an intentional safety with four seconds to play, and Stanford ran one play before time expired.

Even with the return of McCaffrey, Stanford sputtered offensively in the first half. It's only points came on a 26-yard field goal by Conrad Ukropina late in the first quarter, capping a seven-minute drive.

Stanford was its own worst enemy, committing six penalties. The toughest sequence occurred midway through the second quarter when Burns lofted a well-thrown pass down the far sideline to Michael Rector, who caught the ball in stride for a 25-yard gain to the Colorado 45.

It went backwards from there. The Cardinal sustained two holding calls, a delay of game penalty and a sack, the latter resulting in a 19-yard loss and fumble recovered by offensive lineman Casey Tucker, preventing further damage.

For the first time since facing UCLA in the season's third game, Stanford starting cornerbacks Quenton Meeks and Allijah Holder were back in the lineup. That bolstered the secondary until Colorado's first possession of the third quarter when Holder was assisted off the field with an injury.

The lone touchdown of the half came early in the second quarter when Liufau drilled a 19-yard scoring pass to Shay Fields on a slant pattern on third and 12.

The Buffaloes, who used a no-huddle offense, also drove to the Cardinal 22 but were unable to capitalize when Chris Graham missed a 42-yard field goal attempt wide left.

No one is more frustrated by his team's offensive struggles than Shaw, who has guided Stanford to three Pac-12 titles in the past four years, two Rose Bowl Game wins and at least 11 victories in four of his previous five seasons at the helm.

Saturday's starting offensive line was the fourth combination Shaw has used and the Cardinal was minus senior guard David Bright, who missed his first game in three years.

So is improved execution. He still believes much can be achieved in the last five games, starting next Saturday night at Arizona.

GAME ONE | AUG. 31, 2019

STANFORD STADIUM (STANFORD, CALIF.)

KICKOFF: 1:05 P.M. PT • ATTENDANCE: 37,179 • GAME DURATION: 3:30

	NORTHWESTERN	7	0	0	0	7	-
	#25 STANFORD	17	0	10	0	7	-

Qtr	Time	Team - Scoring Play	Plays-Yards	TOP	Score
2nd	3:12	STAN - Wilson 2 yd pass from Costello (Toner PAT)	15-90	8:22	STAN 7-NU 0
	0:00	STAN - Toner 51 yd field goal	5-33	:40	STAN 10-NU 0
4th	7:49	Moten IV 1 yd run (Kuhbander PAT)	12-50	4:26	STAN 10-NU 7
	0:20	STAN - Fox fumble recovery in end zone (Toner PAT)	--	--	STAN 17-NU 7

	Northwestern	Stanford
FIRST DOWNS	15	21
RUSHES-YARDS (NET)	33-93	39-132
PASSING YDS (NET)	117	233
Passes Att-Comp-Int	27-12-2	34-23-0
TOTAL OFFENSE PLAYS-YARDS	60-210	73-365
Fumble Returns-Yards	1-18	0-0
Punt Returns-Yards	1-20	2--1
Kickoff Returns-Yards	1-28	2-41
Interception Returns-Yards	0-0	2-0
Punts (Number-Avg)	4-45.0	5-32.6
Fumbles-Lost	3-2	3-2
Penalties-Yards	8-67	8-78
Possession Time	21:48	38:12
Third-Down Conversions	5 of 14	7 of 16
Fourth-Down Conversions	1 of 2	0 of 1
Red-Zone Scores-Chances	1-3	1-2
Sacks By: Number-Yards	1-3	3-27

RUSHING

Northwestern-Bowser, Isaiah 10-54; Johnson, Hunter 11-13; Green, TJ 3-10; Brown, Jesse 2-6; Moten IV, John 5-5; Anderson, Drake 2-5.
Stanford-Scarlett, Cameron 22-97; Maddox, Dorian 6-24; Costello, K.J. 5-12; Jones, Austin 1-1; Mills, Davis 5-minus 2.

PASSING

Northwestern-Johnson, Hunter 6-17-2-55; Green, TJ 6-10-0-62.
Stanford-Costello, K.J. 16-20-0-152; Mills, Davis 7-14-0-81.

RECEIVING

Northwestern-Skowronek, B 5-53; Lees, Riley 2-11; Brown, Jesse 1-23; Moten IV, John 1-13; Jefferson, JJ 1-8; Mangieri, C 1-7; McGowan, Kyric 1-2.
Stanford-Wedington, Connor 7-69; Wilson, Michael 6-47; Parkinson, Colby 4-38; Scarlett, Cameron 3-27; Maddox, Dorian 1-27; Fehoko, Simi 1-21; Heimuli, Houston 1-4.

INTERCEPTIONS

Stanford-Adebo, Paulson 1-0; Pryts, Andrew 1-0.

FUMBLES

Northwestern-Johnson, Hunter 2-1; Green, TJ 1-1.
Stanford-Mills, Davis 2-2; Wedington, Connor 1-0.

SACKS (UA-A)

Northwestern-Brown IV, E 0-1; Leota, Eku 0-1.
Stanford-Toohill, Casey 1-0; Williamson, Kendall 0-1; Wade-Perry, Dalyn 1-0; Robinson, Curtis 0-1.

TACKLES (UA-A)

Northwestern-Whillock, Travi 6-4; Bergin, Chris 3-7; Brown IV, E 4-2; Gallagher, Bl 3-3; Pace, JR 3-3; Fisher, Paddy 3-3; Smith, Aidan 3-1; Newsome, Greg 3-1; Gaziano, Joe 2-2; Miller, Alex 1-3; Miller, Samdup 2-1; Bergin, Joe 1-1; Kent, Trevor 1-0; Jackson, Bryce 1-0; Chiaokhiao-Bowm 1-0; Skowronek, B 1-0; Genyk, Jake 1-0; Goens, Trent 0-1; Leota, Eku 0-1; Williams, Trae 0-1.
Stanford-Toohill, Casey 3-3; Adebo, Paulson 4-1; Robinson, Curtis 3-2; Pryts, Andrew 3-2; Williams, Michael 2-3; Eboh,Obi 4-0; Swann, Jovan 2-2; Reid, Gabe 2-0; Booker, Thomas 2-0; Parson, J.J. 1-1; Antoine, Malik 1-1; Fox, Jordan 0-2; Miezan, Ricky 0-2; Williamson, Kendall 0-2; Mangum-Farrar, Jacob 0-2; McGill, Jonathan 1-0; Wilson, Michael 1-0; Wade-Perry, Dalyn 1-0; Kelly, Kyu Blu 1-0; Schaffer, Thomas 0-1.

Defense Flexes Muscle in Season-Opening Win

STANFORD, Calif. (AP) - No. 25 Stanford turned in an impressive defensive performance in its season opener, defeating Northwestern, 17-7, on Saturday at Stanford Stadium to win its 12th straight opener.

K.J. Costello completed 16 of 20 passes for 152 yards and the touchdown pass to Michael Wilson that capped a 90-yard drive in the second quarter for the Cardinal (1-0). Costello took a forearm to the facemask while sliding on a scramble by Earnest Brown IV with just two seconds remaining in the first half.

Brown was called for a late hit that set up Jet Toner's 51-yard field goal. Costello did not return to the game.

Northwestern also lost a quarterback with TJ Green leaving with an injury in the third quarter after being sacked and losing a fumble on a play in the red zone. Green had replaced the ineffective former Clemson five-star recruit Hunter Johnson late in the first half.

Johnson came back in to finish and went 6-for-17 for 55 yards and two interceptions. He also lost a fumble that Stanford's Jordan Fox recovered in the end zone for a touchdown that sealed the game with 20 seconds remaining.

The Wildcats failed to score after Stanford backup quarterback Davis Mills lost a fumble that Greg Newsome II returned to the 21. Northwestern gained one yard on three plays before Charlie Kuhbander missed wide right on a 38-yard field goal try.

The Wildcats got on the board on a 1-yard run by John Moten IV midway through the fourth quarter.

The Cardinal has won 22 consecutive home nonconference games under David Shaw.

Stanford next travels to USC on Saturday, Sept. 7 at 7:30 p.m.

GAME TWO | SEPT. 7, 2019

MEMORIAL COLISEUM (LOS ANGELES, CALIF.)

KICKOFF: 7:35 P.M. PT • ATTENDANCE: 62,109 • GAME DURATION: 3:10

	#23 STANFORD	20	7	13	0	0	-
	USC	45	3	21	7	14	-

Qtr	Time	Team - Scoring Play	Plays-Yards	TOP	Score
1st	10:03	USC - McGrath 23 yd field goal	12-72	4:57	STAN 0-USC 3
	5:39	STAN - Wedington 15 yd pass from Mills (Toner PAT)	7-35	4:11	STAN 7-USC 3
2nd	14:56	STAN - Scarlett 3 yd run (Toner PAT)	8-80	3:14	STAN 14-USC 3
	13:47	STAN - Toner 32 yd field goal	4-7	1:02	STAN 17-USC 3
	11:29	USC - St. Brown 39 yd pass from Slovis (McGrath PAT)	6-75	2:18	STAN 17-USC 10
	8:00	STAN - Toner 37 yd field goal	7-57	3:21	STAN 20-USC 10
	4:54	USC - Carr 25 yd run (McGrath PAT)	7-75	2:59	STAN 20-USC 17
	0:31	USC - St. Brown 7 yd pass from Slovis (McGrath PAT)	7-70	1:50	STAN 20-USC 24
3rd	0:44	USC - Malepeai 4 yd run (McGrath PAT)	7-70	2:37	STAN 20-USC 31
4th	10:19	USC - Malepeai 6 yd run (McGrath PAT)	7-39	3:02	STAN 20-USC 38
	6:01	USC - Vaughns 16 yd pass from Slovis (McGrath PAT)	4-34	2:20	STAN 20-USC 45

	Stanford	USC
FIRST DOWNS	23	23
RUSHES-YARDS (NET)	30-98	28-115
PASSING YDS (NET)	237	377
Passes Att-Comp-Int	36-22-1	33-28-0
TOTAL OFFENSE PLAYS-YARDS	66-335	61-492
Fumble Returns-Yards	0-0	0-0
Punt Returns-Yards	1-15	1-14
Kickoff Returns-Yards	5-138	4-79
Interception Returns-Yards	0-0	1-0
Punts (Number-Avg)	1-46.0	2-42.0
Fumbles-Lost	0-0	1-1
Penalties-Yards	7-60	8-93
Possession Time	33:29	26:31
Third-Down Conversions	4 of 11	5 of 9
Fourth-Down Conversions	0 of 2	1 of 1
Red-Zone Scores-Chances	4-5	5-5
Sacks By: Number-Yards	1-4	3-15

RUSHING

Stanford-Scarlett, Cameron 17-82; Wedington, Connor 1-17; Maddox, Dorian 5-8; Jones, Austin 1-minus 2; Mills, Davis 6-minus 7.
USC-Malepeai, Vavae 12-42; Carr, Stephen 6-33; Stepp, Markese 3-33; Slovis, Kedon 6-12; TEAM 1-minus 5.

PASSING

Stanford-Mills, Davis 22-36-1-237.
USC-Slovis, Kedon 28-33-0-377.

RECEIVING

Stanford-Parkinson, Colby 7-89; Wedington, Connor 5-67; Scarlett, Cameron 2-27; Jones, Austin 2-19; St. Brown, Osiris 2-19; Peat, Nathaniel 1-11; Harrington, Scooter 1-5; Heimuli, Houston 1-2; Maddox, Dorian 1-minus 2.
USC-St. Brown, Amon 8-97; Pittman, Michae 6-82; Vaughns, Tyler 5-106; London, Drake 3-62; McClain, Munir 2-10; Malepeai, Vavae 2-6; Williams, Devon 1-11; Carr, Stephen 1-3.

INTERCEPTIONS

USC-Johnson, Greg 1-0.

FUMBLES

USC-Jones, Velus 1-1.

SACKS (UA-A)

Stanford-Toohill, Casey 1-0.
USC-Tufele, Jay 1-0; Murphy, Connor 1-0; Tremblay, Caleb 0-1; Echols, Hunter 0-1.

TACKLES (UA-A)

Stanford-Adebo, Paulson 5-3; Williamson, Kendall 6-1; Pryts, Andrew 3-4; Antoine, Malik 3-3; Toohill, Casey 1-4; Eboh,Obi 3-1; Swann, Jovan 3-1; Fox, Jordan 1-3; Kelly, Kyu Blu 2-1; Robinson, Curtis 1-2; Williams, Noah 2-0; Reid, Gabe 1-1; Miezan, Ricky 0-2; Jones, Brock 0-2; Booker, Thomas 0-2; Wade-Perry, Dalyn 0-2; Beecher, Ryan 1-0; Trinh, Anthony 1-0; Keck, Thunder 1-0; Parson, J.J. 1-0; Parkinson, Colby 1-0; Schaffer, Thomas 0-1; Umerah, Tobe 0-1.
USC-Hufanga, Talano 7-3; Johnson, Greg 4-2; Tufele, Jay 3-3; Houston, John 4-1; Tuipulotu, Marl 3-1; Griffin, Olaija 3-1; Pola-Mao, Isaia 3-1; Mauga, Kana'i 2-2; Williams, Chase 3-0; Jackson, Drake 1-2; Gaoteote, Palai 0-3; Murphy, Connor 2-0; Taylor-Stuart, 1-1; Echols, Hunter 1-1; Jones, Velus 1-1; Falaniko, Julia 0-2; Rector, Christi 1-0; Tremblay, Caleb 0-1; Allen, Briton 0-1; Figueroa, Nick 0-1; Goforth, Ralen 0-1.

Trojans Prevail

LOS ANGELES - Freshman Kedon Slovis passed for 377 yards and three touchdowns, and USC rolled to a 45-20 victory over No. 23 Stanford on Saturday night.

Slovis went 28 of 33 and set a school record for yards passing by a freshman in his first start as the Trojans (2-0, 1-0 Pac-12) rallied from an early 14-point deficit to beat the Cardinal (1-1, 0-1 Pac-12), which entered Saturday's game having won eight of the previous 12 meetings.

Slovis, the unheralded 18-year-old recruit from Arizona whose high school position coach was Kurt Warner, won his duel with fellow first-time starter Davis Mills, who went 22 of 36 for 237 yards for Stanford.

Cameron Scarlett rushed for 82 yards and a touchdown, but the Cardinal was outscored 42-3 in the final 43 minutes.

Both quarterbacks got into the spotlight because of injuries to the schools' chosen starters last week. USC's J.T. Daniels is out for the season after injuring his knee while being tackled on a blitz, while Stanford's K.J. Costello was ruled out for this week after a head hit.

Both passers got off to strong starts at the Coliseum, but only Slovis sustained it.

Mills completed his first four passes while the Cardinal opened with two long touchdown drives, capping the opener with his first career TD pass to Connor Wedington. Stanford jumped out to a 17-3 lead with a field goal after USC's Velus Jones fumbled a kickoff return, but the Trojans soon got rolling.

Colby Parkinson hauled in seven catches for 89 yards while Wedington added five receptions for 67 yards.

The Trojans went up 31-20 when Vavae Malepeai punched it in after Slovis hit Michael Pittman Jr. with a pinpoint 30-yard pass. After USC's Greg Johnson grabbed the game's first interception, Slovis marched the Trojans on another resilient TD drive capped by Malepeai again.

GAME THREE | SEPT. 14, 2019

SPECTRUM STADIUM (ORLANDO, FLA.)

KICKOFF: 3:30 P.M. ET • ATTENDANCE: 45,008 • GAME DURATION: 3:40

	STANFORD	27	7	0	3	17	-
	#17 UCF	45	28	10	0	7	-

Qtr	Time	Team - Scoring Play	Plays-Yards	TOP	Score
1st	11:41	UCF - Williams 28 yd pass from Gabriel (Barnas PAT)	8-77	1:53	STAN 0-UCF 7
	10:44	UCF - McCrae 1 yd run (Barnas PAT)	1-1	0:02	STAN 0-UCF 14
	8:21	UCF - Nixon 38 yd pass from Gabriel (Barnas PAT)	6-62	1:28	STAN 0-UCF 21
	5:49	STAN - Jones 35 yd run (Toner PAT)	6-79	2:32	STAN 7-UCF 21
	4:33	UCF - Davis 38 yd pass from Gabriel (Barnas PAT)	5-65	1:16	STAN 7-UCF 28
2nd	7:37	UCF - Barnas 21 yd field goal	11-72	3:38	STAN 7-UCF 31
	1:00	UCF - Anderson 1 yd run (Barnas PAT)	7-96	3:43	STAN 7-UCF 38
3rd	8:17	STAN - Toner 36 yd field goal	10-28	5:07	STAN 10-UCF 38
4th	14:54	STAN - Wilson 24 yd pass from Costello (TonerPAT)	13-75	5:20	STAN 17-UCF 38
	11:17	UCF - Hescock 1 yd pass from Gabriel (Barnas PAT)	8-67	3:37	STAN 17-UCF 45
	07:57	STAN - Toner 35 yd field goal	9-58	3:20	STAN 20-UCF 45
	01:41	STAN - McGill 28 yd fumble recovery (Toner PAT)	--	--	STAN 27-UCF 45

	Stanford	UCF
FIRST DOWNS	21	24
RUSHES-YARDS (NET)	23-116	44-198
PASSING YDS (NET)	233	347
Passes Att-Comp-Int	49-24-1	30-22-0
TOTAL OFFENSE PLAYS-YARDS	72-349	74-545
Fumble Returns-Yards	1-28	0-0
Punt Returns-Yards	1-21	2-4
Kickoff Returns-Yards	1-21	1-22
Interception Returns-Yards	0-0	1-40
Punts (Number-Avg)	7-41.4	3-43.0
Fumbles-Lost	0-0	1-1
Penalties-Yards	6-48	8-72
Possession Time	32:31	27:29
Third-Down Conversions	7 of 18	8 of 14
Fourth-Down Conversions	1 of 1	0 of 1
Red-Zone Scores-Chances	2-2	4-4
Sacks By: Number-Yards	0-0	0-0

RUSHING

Stanford-Jones, Austin 7-65; Scarlett, Cameron 12-45; Costello, K.J. 2-16; Maddox, Dorian 1-3; TEAM 1-minus 13.
UCF-MCCRAE, Greg 11-109; KILLINS, Adrian 8-44; THOMPSON, Ben. 7-38; ANDERSON, O. 10-31; GABRIEL, Dillon 3-9; WIMBUSH, B. 1-minus 2; Team 3-minus 7; JONES, Quadry 1-minus 24.

PASSING

Stanford-Costello, K.J. 21-44-1-199; Mills, Davis 3-5-0-34.
UCF-GABRIEL, Dillon 22-30-0-347.

RECEIVING

Stanford-Parkinson, Colby 6-51; Wilson, Michael 5-71; Scarlett, Cameron 5-34; St. Brown, Osiris 3-51; Wedington, Connor 3-26; Jones, Austin 1-4; Peat, Nathaniel 1-minus 4.
UCF-NIXON, Tre 5-88; DAVIS, Gabriel 4-63; HESCOCK, Jake 4-47; KILLINS, Adrian 4-28; WILLIAMS, Mar. 3-73; HARRIS, Jacob 1-40; ANDERSON, O. 1-8.

INTERCEPTIONS

UCF-ROBINSON, A. 1-40.

FUMBLES

UCF-JONES, Quadry 1-1.

SACKS (UA-A)

None

TACKLES (UA-A)

Stanford-Toohill, Casey 5-3; Booker, Thomas 4-3; Robinson, Curtis 4-2; Antoine, Malik 1-4; Williamson, Kendall 3-1; Beecher, Ryan 3-1; Wade-Perry, Dalyn 2-2; Sinclair, Tristan 2-2; Adebo, Paulson 1-3; Kelly, Kyu Blu 3-0; Schaffer, Thomas 3-0; Fox, Jordan 2-1; Reid, Gabe 2-1; McGill, Jonathan 2-1; Pryts, Andrew 1-1; Williams, Michael 1-1; Eboh,Obi 1-1; Swann, Jovan 1-0; Keck, Thunder 1-0; Maddox, Dorian 1-0; Trinh, Anthony 0-1.
UCF-GRANT, Richie 4-4; COLLIER, A. 3-4; GILYARD, Eriq 3-4; BETHUNE, Tatum 4-1; EVANS, Nate 4-1; GOWAN, Tay 2-2; CHARLTON, Randy 1-3; MITCHELL, Eric 2-1; ROBINSON, A. 2-1; LESTER, Dyllon 1-1; GAINOUS, Derek 1-1; HAYES, Brendon 1-0; TURNIER, Kenny 1-0; WOODSON, Landon 1-0; CLARKE, Nevelle 1-0; HANCOCK, Noah 1-0; GOODE, Cam 0-1; POWELL, Jon 0-1; HAYES, Jordan 0-1; BURGESS-BECKER 0-1; MCMILLIAN, J. 0-1.

Cardinal Falls at UCF

ORLANDO, Fla. - Stanford fell behind early and dropped its second straight game, falling to No. 17 UCF 45-27 on Saturday afternoon.

Freshman Dillon Gabriel threw for 347 yards and four touchdowns in his second college start, and UCF scored at least 30 points for the 29th consecutive game -- the longest streak in the Football Bowl Subdivision since 1936.

The Cardinal (1-2, 0-1 Pac-12) trailed 38-7 at halftime and struggled offensively against the Knights (3-0, 0-0 American), which scored on six of their first seven possessions.

Gabriel completed 22 of 30 passes, including TD throws of 28 yards to Marlon Williams, 38 yards to Tre Nixon, 38 yards to Gabriel Davis and 1-yard to Jake Hescock.

Greg McCrae rushed for 109 yards and one touchdown for UCF, which has won 25 consecutive regular-season games and 28 of 29 overall since the start of 2017.

K.J. Costello returned to Stanford's lineup after sitting out against USC with a head injury and completed 21 of 44 passes for 199 yards, one touchdown and an interception that led to one UCF score.

Austin Jones had a 35-yard TD run and finished with 65 yards rushing on seven carries for the Cardinal, while Costello's 24-yard TD pass to Michael Wilson trimmed the Cardinal's halftime deficit to 38-17 early in the fourth quarter.



Stanford, which outscored the Knights 20-7 in the second half, rounded out its scoring with a 35-yard field goal from Jet Toner and Jonathan McGill's 28-yard fumble return for a touchdown with 1:41 remaining.

Stanford played a regular season game in Florida for the first time. It was the fourth appearance in the Sunshine State all-time. The Cardinal played Clemson in the 1986 Gator Bowl, Penn State in the 1993 Blockbuster Bowl and Virginia Tech in the 2011 Orange Bowl.

GAME FOUR | SEPT. 21, 2019

STANFORD STADIUM (STANFORD, CALIF.)

KICKOFF: 7:35 P.M. PT • ATTENDANCE: 50,420 • GAME DURATION: 3:30

	#16 OREGON	21	7	7	0	7	-
	STANFORD	6	3	0	0	3	-

Qtr	Time	Team - Scoring Play	Plays-Yards	TOP	Score
1st	8:43	STAN - Toner 32 yd field goal	12-61	6:17	STAN 3-ORE 0
	4:13	ORE - Redd 36 yd pass from Herbert (Lewis PAT)	2-55	0:35	STAN 3-ORE 7
2nd	5:58	ORE - Breeland 16 yd pass from Herbert (Lewis PAT)	10-80	4:12	STAN 3-ORE 14
4th	10:40	ORE - Breeland 24 yd pass from Herbert (Lewis PAT)	5-50	2:01	STAN 3-ORE 21
	7:32	STAN - Toner 38 yd field goal	7-39	3:08	STAN 6-ORE 21

	Oregon	Stanford
FIRST DOWNS	17	13
RUSHES-YARDS (NET)	30-61	33-114
PASSING YDS (NET)	259	120
Passes Att-Comp-Int	24-19-0	30-16-1
TOTAL OFFENSE PLAYS-YARDS	54-320	63-234
Fumble Returns-Yards	0-0	0-0
Punt Returns-Yards	1-0	2-9
Kickoff Returns-Yards	1-22	2-64
Interception Returns-Yards	1-3	0-0
Punts (Number-Avg)	6-45.7	6-42.7
Fumbles-Lost	1-0	0-0
Penalties-Yards	2-30	6-45
Possession Time	25:39	34:21
Third-Down Conversions	5 of 12	5 of 16
Fourth-Down Conversions	0 of 0	0 of 2
Red-Zone Scores-Chances	1-2	2-2
Sacks By: Number-Yards	5-26	4-25

RUSHING

Oregon-Verdell, CJ 24-82; Dye, Travis 1-1; Herbert, Justin 5-minus 22.
Stanford-Scarlett, Cameron 19-97; Jones, Austin 3-20; Wedington, Connor 2-13; Maddox, Dorian 2-7;
Costello, K.J. 7-minus 23.

PASSING

Oregon-Herbert, Justin 19-24-0-259.
Stanford-Costello, K.J. 16-30-1-120.

RECEIVING

Oregon-Breeland, Jacob 5-78; Addison, Bryan 4-42; Redd, Jaylon 3-54; Johnson III, J. 3-41; Webb, Spencer 2-12; Dye, Travis 1-24; Delgado, Josh 1-8.
Stanford-Wilson, Michael 5-61; Wedington, Connor 5-21; St. Brown, Osiris 3-28; Fisk, Tucker 1-8; Jones, Austin 1-4; Symonds, Jay 1-minus 2.

INTERCEPTIONS

Oregon-Holland, Jevon 1-3.

FUMBLES

Oregon-Herbert, Justin 1-0.

SACKS (UA-A)

Oregon-Cumberlander 1-1; Carlberg, D. 1-0; Faoliu, Andrew 1-0; Thibodeaux, K. 0-1; Winston Jr., L. 1-0.
Stanford-Toohill, Casey 2-0; Fox, Jordan 1-0; Schaffer, Thomas 1-0.

TACKLES (UA-A)

Oregon-Graham Jr., T. 6-3; Holland, Jevon 5-3; Pickett, Nick 4-1; Dye, Troy 3-1; Slade-Matautia 3-0; Young, Bryson 2-1; Carlberg, D. 2-1; McKinley III, V 2-1; Cumberlander 1-2; Funa, Mase 2-0; Lenoir, D. 2-0; Woods Jr., Haki 1-1; Aumavae, Popo 1-1; Thibodeaux, K. 1-1; Baker, Gary 0-2; Cunningham, MJ 1-0; Scott, Jordan 1-0; Winston Jr., L. 1-0; Stephens, Steve 1-0; Dorlus, Brandon 1-0; Faoliu, Andrew 1-0; Hill, Jamal 1-0; Davis, Daewood 0-1; Faoliu, Austin 0-1; Niu, Sampson 0-1; James, DJ 0-1.
Stanford-Pryts, Andrew 6-2; Toohill, Casey 6-2; Fox, Jordan 4-4; Williamson, Kendall 4-3; Williams, Michael 2-3; Reid, Gabe 1-4; Kelly, Kyu Blu 2-2; Robinson, Curtis 1-3; Booker, Thomas 2-0; Schaffer, Thomas 1-1; McNitzky, Richard 1-0; Parkinson, Colby 1-0; Jones, Brock 1-0; Adebo, Paulson 1-0; Antoine, Malik 0-1; Swann, Jovan 0-1.

Cardinal Falls to Ducks

STANFORD, Calif. (AP) - Stanford's defense applied the pressure on No. 16 Oregon all game long, but fell to the Ducks Saturday evening at Stanford Stadium, 21-6.

The Ducks (3-1, 1-0) used an efficient day from quarterback Justin Herbert and another strong defensive performance to end a three-game losing streak to the Cardinal (1-3, 0-2).

Herbert finished 19 for 24 for 259 yards. He connected with Jaylon Redd and Breeland on scoring strikes in the first half and put the game away with a 24-yard pass to Breeland that made it 21-3 five plays after K.J. Costello was intercepted by Jevon Holland.

Costello completed 16 of 30 passes for 120 yards with an interception.

Stanford started the game well, holding the ball for more than six minutes before settling for a field goal on the opening drive. But two straight three-and-outs and two more drives that failed to get inside the Oregon 40 followed and Oregon's big-play offense led by Herbert took control.

The Cardinal defense registered four sacks on the night, led by Casey Toohill's two.

A two-play, 55-yard drive gave the Ducks the lead when Herbert found Redd alone in the middle of the field for a 36-yard catch and run. The Ducks added a 10-play drive in the second quarter that featured two conversions on third and long and a perfectly executed back-shoulder throw to Breeland for a 16-yard TD that made it 14-3.

Next, the Cardinal visit Oregon State in Corvallis on Saturday, September 28.

GAME FIVE | SEPT. 28, 2019

RESER STADIUM (CORVALLIS, ORE.)

KICKOFF: 4:25 P.M. PT • ATTENDANCE: 32,326 • GAME DURATION: 3:18

	STANFORD	31	7	7	7	10	-
	OREGON STATE	28	0	0	7	21	-

Qtr	Time	Team - Scoring Play	Plays-Yards	TOP	Score
1st	1:37	STAN - Wilson 26 yd pass from Mills (Toner PAT)	6-68	3:28	STAN 7-OSU 0
2nd	1:24	STAN - Parkinson 3 yd pass from Mills (Toner PAT)	10-80	5:06	STAN 14-OSU 0
3rd	6:14	STAN - Tremayne 3 yd pass from Mills (Toner PAT)	11-80	5:48	STAN 21-OSU 0
	1:21	OSU - Hodgins 11 yd pass from Luton (Choukair PAT)	11-75	4:53	STAN 21-OSU 7
4th	12:23	OSU - Pierce 43 yd run (Choukair PAT)	8-95	2:21	STAN 21-OSU 14
	9:31	STAN - Mills 8 yd pass from Parkinson (Toner PAT)	6-72	2:47	STAN 28-OSU 14
	7:05	OSU - Baylor 1 yd run (Choukair PAT)	6-75	2:26	STAN 28-OSU 21
	1:55	OSU - Pierce 1 yd run (Choukair PAT)	10-77	2:34	STAN 28-OSU 28
	0:01	STAN - Toner 39 yd field goal	7-29	1:44	STAN 31-OSU 28

	Stanford	Oregon State
FIRST DOWNS	18	28
RUSHES-YARDS (NET)	31-100	33-164
PASSING YDS (NET)	253	337
Passes Att-Comp-Int	27-19-0	39-27-0
TOTAL OFFENSE PLAYS-YARDS	58-353	72-501
Fumble Returns-Yards	0-0	0-0
Punt Returns-Yards	1-27	0-0
Kickoff Returns-Yards	5-147	4-45
Interception Returns-Yards	0-0	0-0
Punts (Number-Avg)	3-50.3	2-45.0
Fumbles-Lost	0-0	0-0
Penalties-Yards	7-38	7-56
Possession Time	32:17	27:43
Third-Down Conversions	7 of 14	9 of 13
Fourth-Down Conversions	1 of 1	0 of 0
Red-Zone Scores-Chances	4-4	3-4
Sacks By: Number-Yards	4-28	2-19

RUSHING

Stanford-Scarlett, Cameron 24-92; Peat, Nathaniel 1-5; Jones, Austin 2-2; Mills, Davis 4-1.
Oregon State-Pierce,Artavis 16-141; Jefferson,J. 4-17; Baylor,B.J. 3-10; Colletto,Jack 2-9; Lindsey,Tyjon 1-5; Luton,Jake 7-minus 18.

PASSING

Stanford-Mills, Davis 18-25-0-245; TEAM 0-1-0-0; Parkinson, Colby 1-1-0-8.
Oregon State-Luton,Jake 27-39-0-337.

RECEIVING

Stanford-Wedington, Connor 5-31; St. Brown, Osiris 4-46; Wilson, Michael 3-87; Parkinson, Colby 3-44; Scarlett, Cameron 1-18; Fehoko, Simi 1-16; Mills, Davis 1-8; Tremayne, Brycen 1-3.
Oregon State-Hodgins,Isaiah 10-162; Flemings,Champ 5-64; Pierce,Artavis 4-46; Togiai,Noah 4-29; Taylor,Kolby 3-29; Lindsey,Tyjon 1-7.

INTERCEPTIONS

None

FUMBLES

None

SACKS (UA-A)

Stanford-Booker, Thomas 2-0; Swann, Jovan 1-0; Reid, Gabe 1-0.
Oregon State-Rashed,H. 2-0.

TACKLES (UA-A)

Stanford-McGill, Jonathan 7-4; Booker, Thomas 5-3; Robinson, Curtis 4-3; Swann, Jovan 4-2; Pryts, Andrew 3-3; Fox, Jordan 2-3; Williamson, Kendall 4-0; Kelly, Kyu Blu 4-0; Antoine, Malik 3-1; Eboh,Obi 2-1; Reid, Gabe 2-0; Keck, Thunder 1-0; Toohill, Casey 1-0; Head, Stuart 1-0; Adebo, Paulson 1-0; Umerah, Tobe 0-1; Williams, Michael 0-1.
Oregon State-Rashed,H. 5-3; Dunn,Isaiah 5-0; Smith,Shemar 4-1; Hicks Onu,Omar 3-2; Roberts,Avery 3-2; Wilson,Shawn 4-0; Taumoelau,Doug 2-1; Aydon,Elu 2-1; Wright,Nahshon 1-2; Hodgins,Isaac 2-0; Baylor,B.J. 2-0; Manning,J. 2-0; Sharp,Riley 1-1; McCartan,John 1-1; Morris,David 0-2; Choukair,J. 1-0; Colletto,Jack 1-0; Whittley,J. 1-0; Hayes,Kaleb 1-0; Forest,Jojo 1-0; Leonnig,Luke 0-1; Skelton,A. 0-1.

Stanford Special

CORVALLIS, Ore. - Jet Toner kicked a game-winning 39-yard field goal with six seconds left and Stanford overcame Oregon State's late rally for a 31-28 victory Saturday night that snapped a three-game losing streak.

The Beavers tied the game at 28-28 on Artavis Pierce's 1-yard touchdown run with 1:55 left in the game. But Connor Wedington returned the kickoff 43 yards and Davis Mills passed for a first down and ran for another on a final drive that ended with Toner's field goal.

Mills, starting in place of injured quarterback K.J. Costello, threw for 245 yards and three touchdowns for the Cardinal (2-3, 1-2 Pac-12), which extended its winning streak over the Beavers to 10 games. Costello sat out of the game after injuring his thumb in Stanford's loss to No. 13 Oregon last Saturday.

The game, which was delayed for 15 minutes because of lightning in the area, was the Pac-12 opener for the Beavers (1-3, 0-1).

Jake Luton threw for 337 yards and a touchdown for the Beavers. Isaiah Hodgins had 10 catches for 162 yards and a TD. Hodgins went into the game ranked eighth nationally with an average of 115.7 receiving yards a game.

The Cardinal led 28-14 in the fourth quarter, but B.J. Baylor's 1-yard touchdown run closed the gap with 7:01 left and gave the Beavers momentum.

Stanford's opening drive ended when Toner missed a 53-yard field goal attempt. Oregon State's ensuing drive ended with Jordan Choukair's missed 50-yard try. The Cardinal took over and capped its drive with Mills' 22-yard touchdown pass to Michael Wilson.

Choukair's 33-yard field goal attempt was blocked by Stanford midway through the second quarter.

Mills found Colby Parkinson with a 2-yard touchdown pass late in the half to take a 14-0 lead. The 6-foot-7 Parkinson was key to Stanford's victory over Oregon State last year with four touchdown receptions. In total, Parkinson caught six passes for 166 yards in the 48-17 win in Palo Alto.

The Beavers got to the Stanford 25 before the break, but Luton was sacked twice, once for 15 yards and again for 5 yards, before time ran out.


Mills connected with Brycen Tremayne on a 3-yard touchdown to extend the lead midway through the third quarter before Luton's 11-yard scoring pass to Hodgins, who barely got a hand on the ball while swarmed by three defenders. Pierce made it interesting with a 43-yard touchdown run for Oregon State with 12:23 left in the game, closing within 21-14.

Stanford appeared to get a 46-yard field goal from Toner, but the Beavers were penalized on the play, negating the kick and giving the Cardinal a first down. A roughing the passer foul on Oregon State gave Stanford another first down and Parkinson found a leaping Mills, who made an athletic catch to haul in an 8-yard scoring pass.

GAME SIX | OCT. 5, 2019

STANFORD STADIUM (STANFORD, CALIF.)

KICKOFF: 7:40 P.M. PT • ATTENDANCE: 33,225 • GAME DURATION: 3:08

	#15 WASHINGTON	13	7	3	3	0	-
	STANFORD	23	3	10	7	3	-

Qtr	Time	Team - Scoring Play	Plays-Yards	TOP	Score
1st	9:51	STAN - Toner 20 yd field goal	11-80	5:09	STAN 3-WASH 0
	4:31	WASH - Otton 3 yd pass from Eason (Henry PAT)	10-75	5:20	STAN 3-WASH 7
2nd	12:58	STAN - Toner 20 yd field goal	13-73	6:33	STAN 6-WASH 7
	10:00	STAN - Fehoko 42 yd pass from Mills (Toner PAT)	4-73	2:02	STAN 13-WASH 7
	5:59	WASH - Henry 25 yd field goal	11-92	4:01	STAN 13-WASH 10
3rd	6:02	STAN - Scarlett 4 yd run (Toner PAT)	7-47	2:52	STAN 20-WASH 10
	3:16	WASH - Henry 38 yd field goal	7-79	2:46	STAN 20-WASH 13
4th	8:04	STAN - Toner 36 yd field goal	5-22	2:42	STAN 23-WASH 13

	Washington	Stanford
FIRST DOWNS	15	24
RUSHES-YARDS (NET)	22-88	43-189
PASSING YDS (NET)	206	293
Passes Att-Comp-Int	36-16-1	31-21-0
TOTAL OFFENSE PLAYS-YARDS	58-294	74-482
Fumble Returns-Yards	0-0	0-0
Punt Returns-Yards	0-0	1-3
Kickoff Returns-Yards	0-0	2-35
Interception Returns-Yards	0-0	1-0
Punts (Number-Avg)	4-44.0	4-36.5
Fumbles-Lost	0-0	1-0
Penalties-Yards	4-34	9-70
Possession Time	20:59	39:01
Third-Down Conversions	2 of 12	6 of 14
Fourth-Down Conversions	2 of 3	1 of 1
Red-Zone Scores-Chances	2-3	4-4
Sacks By: Number-Yards	1-5	2-21

RUSHING

Washington-Newton, Richard 10-64; Ahmed, Salvon 6-28; McGrew, Sean 3-12; Eason, Jacob 3-minus 16.
Stanford-Scarlett, Cameron 33-151; Mills, Davis 3-26; Maddox, Dorian 4-17; Jones, Austin 2-0; West, Jack 1-minus 5.

PASSING

Washington-Eason, Jacob 16-36-1-206
Stanford-Mills, Davis 21-30-0-293; TEAM 0-1-0-0; West, Jack 0-0-0-0.

RECEIVING

Washington-Fuller, Aaron 9-171; Otton, Cade 2-16; Bynum, Terrell 1-9; Bryant, Hunter 1-8; McGrew, Sean 1-3; Baccellia, A. 1-1; Ahmed, Salvon 1-minus 2.
Stanford-Wilson, Michael 6-51; Wedington, Connor 4-38; Fehoko, Simi 3-91; Parkinson, Colby 2-42; Scarlett, Cameron 2-32; St. Brown, Osiris 1-17; Fisk, Tucker 1-16; Jones, Austin 1-5; Maddox, Dorian 1-1.

INTERCEPTIONS

Stanford-Kelly, Kyu Blu 1-0.

FUMBLES

Stanford-Scarlett, Cameron 1-0.

SACKS (UA-A)

Washington-Bowman, Ryan 1-0.
Stanford-Reid, Gabe 1-0; Umerah, Tobe 1-0.

TACKLES (UA-A)

Washington-Onwuzurike, L. 5-4; Molden, Elijah 4-5; Bryant, Myles 4-4; Tryon, Joe 6-1; Manu, Kyler 4-2; McDuffie, Trent 4-1; Bowman, Ryan 3-2; Wellington, B. 2-3; Letuligasenoa, T. 1-4; Potoa'e, Benning 3-1; Turner, Asa 2-1; Bronson, Josiah 2-1; Taylor, Keith 0-2; Taimani, Sam 0-2; Sirmon, Jackson 1-0; Cook, Alex 1-0; Williams, C. 1-0; Gordon, Kyler 1-0; McKinney, B. 0-1.
Stanford-Robinson, Curtis 4-4; Reid, Gabe 3-3; Adebo, Paulson 4-1; Antoine, Malik 2-3; Williams, Michael 3-0; Swann, Jovan 2-1; Pryts, Andrew 0-3; Umerah, Tobe 1-1; Toohill, Casey 1-1; Booker, Thomas 0-2; McGill, Jonathan 1-0; Williamson, Kendall 1-0; Wade-Perry, Dalyn 0-1; Schaffer, Thomas 0-1; Johnson, Ryan 0-1.

A Scarlett Saturday

STANFORD, Calif. - Cameron Scarlett rushed for a career-high 151 yards and a touchdown, quarterback Davis Mills had another impressive game in place of injured starter K.J. Costello, and Stanford pulled off its biggest win of the season, defeating No. 15 Washington 23-13 on Saturday night.

The Cardinal (3-3, 2-2 Pac-12) extended their home winning streak to six games, dating to 2007, against the Huskies with a plodding, methodical offense that kept Washington quarterback Jacob Eason on the sidelines for long chunks of the game.

Stanford dominated Washington (4-2, 1-2 Pac-12) in nearly every offensive category and held an 18-minute edge in time of possession.

Jet Toner added three field goals to help the Cardinal, who have won back-to-back games following a three-game losing streak.

Mills was crisp until coming out of the game in the middle of a scoring drive in the fourth quarter. Mills was 21-of-30 passing for 293 yards and a touchdown, but spent the final 9 minutes on the sidelines. Jack West ran the offense down the stretch.



Stanford got a big lift from its defense, which harassed Eason into an interception and forced a punt on Washington's first two drives in the fourth quarter.

Eason was 15 of 35 for 181 yards, one touchdown and one interception.

GAME SEVEN | OCT. 17, 2019

STANFORD STADIUM (STANFORD, CALIF.)

KICKOFF: 6:02 P.M. PT • ATTENDANCE: 31,464 • GAME DURATION: 3:18

 UCLA	34	14	7	6	7	-
 STANFORD	16	10	0	0	6	-

Qtr	Time	Team - Scoring Play	Plays-Yards	TOP	Score
1st	11:45	STAN - Toner 42 yd field goal	8-51	3:15	STAN 3-UCLA 0
	8:16	UCLA - Philips 19 yd pass from Thompson-Robinson (Molson PAT)	9-69	3:20	STAN 3-UCLA 7
	4:48	UCLA - Philips 3 yd pass from Thompson-Robinson (Molson PAT)	5-50	1:43	STAN 3-UCLA 14
	1:29	STAN - Tremayne 0 yd blocked punt return (Sanborn PAT)	---	---	STAN 10-UCLA 14
2nd	5:31	UCLA - Thompson-Robinson 1 yd run (Molson PAT)	6-85	2:44	STAN 10-UCLA 21
3rd	11:02	UCLA - Molson, JJ 43 yd field goal	11-50	3:58	STAN 10-UCLA 24
	3:12	UCLA - Molson, JJ 49 yd field goal	5-29	2:06	STAN 10-UCLA 27
4th	6:55	UCLA - Kelley 54 yd run (Molson PAT)	3-61	1:30	STAN 10-UCLA 34
	2:50	STAN - Scarlett 6 yd run (West pass failed)	7-75	4:05	STAN 16-UCLA 34

	UCLA	Stanford
FIRST DOWNS	20	11
RUSHES-YARDS (NET)	43-263	30-55
PASSING YDS (NET)	192	143
Passes Att-Comp-Int	34-21-1	32-15-0
TOTAL OFFENSE PLAYS-YARDS	77-455	62-198
Fumble Returns-Yards	0-0	0-0
Punt Returns-Yards	1-4	3-21
Kickoff Returns-Yards	1-27	2-38
Interception Returns-Yards	0-0	1-2
Punts (Number-Avg)	5-33.6	8-40.5
Fumbles-Lost	0-0	1-1
Penalties-Yards	8-72	3-14
Possession Time	31:40	28:20
Third-Down Conversions	7 of 16	5 of 16
Fourth-Down Conversions	0 of 2	0 of 2
Red-Zone Scores-Chances	3-3	1-1
Sacks By: Number-Yards	7-34	3-26

RUSHING

UCLA-Kelley, Joshua 18-176; Thmpsn-Robinson 13-66; Kinder, Cole 4-33; Team 1-minus 3; Felton, D 7-minus 9.
Stanford-Scarlett, Cameron 13-34; Jones, Austin 2-16; Peat, Nathaniel 1-14; Maddox, Dorian 3-14; West, Jack 11-minus 23.

PASSING

UCLA-Thmpsn-Robinson 21-34-1-192.
Stanford-West, Jack 15-32-0-143.

RECEIVING

UCLA-Philips, Kyle 10-100; Asiasi, Devin 4-41; Felton, D 3-23; Erwin, Jaylen 2-15; Kelley, Joshua 2-13.
Stanford-Parkinson, Colby 4-26; Wedington, Connor 3-48; Fehoko, Simi 2-35; St. Brown, Osiris 2-3; Maddox, Dorian 1-11; Scarlett, Cameron 1-9; Jones, Austin 1-8; Wilson, Michael 1-3.

INTERCEPTIONS

Stanford-Adebo, Paulson 1-2.

FUMBLES

Stanford-Scarlett, Cameron 1-1.

SACKS (UA-A)

UCLA-Isibor, Odua 1-1; Woods, Josh 1-1; Harris, Jason 1-0; Odighizuwa, Osa 0-1; Toailoa, Leni 0-1; Barnes, Krys 0-1; Jones, Carl 1-0; Lucier-South, K 0-1.
Stanford-Herron, Stephen 0-1; Williams, Michael 1-0; Kelly, Kyu Blu 1-0; Robinson, Curtis 0-1.

TACKLES (UA-A)

UCLA-Blaylock, S 7-2; Barnes, Krys 3-2; Guidry, Elisha 3-1; Odighizuwa, Osa 1-3; Toailoa, Lokeni 1-3; Shaw, Jay 3-0; Jones, Carl 2-1; Woods, Josh 1-2; Norwood, Josiah 1-1; Pitts, Shea 1-1; Toailoa, Leni 1-1; Isibor, Odua 1-1; Lucier-South, K 1-1; Fernea, Ethan 0-2; Holmes, Darnay 1-0; Churchwell, K 1-0; Williams, R 1-0; Gates, Elijah 1-0; Harris, Jason 1-0; Felton, D 1-0; Mafi, Antonio 1-0; Jackson, Datona 1-0; Kelley, Joshua 0-1; Jolly, Patrick 0-1; Philips, Kyle 0-1.

Stanford-Robinson, Curtis 4-5; Booker, Thomas 3-6; Head, Stuart 8-0; Toohill, Casey 4-4; Pryts, Andrew 1-5; McGill, Jonathan 3-1; Reid, Gabe 1-3; Beecher, Ryan 2-1; Adebo, Paulson 1-2; Williams, Michael 1-2; Kelly, Kyu Blu 2-0; Antoine, Malik 1-1; Kaufusi, Tangaloa 0-2; Williams, Noah 1-0; Phillips, Caleb 1-0; Schaffer, Thomas 1-0; Jones, Brock 1-0; Lynch, Jake 0-1; Herron, Stephen 0-1.

Stanford Falls to UCLA

STANFORD, Calif. (AP) - Stanford fell to UCLA 34-16 on Thursday night at Stanford Stadium, suffering its first loss to the Bruins since 2008.

The Cardinal (3-4, 2-3 Pac-12) produced a successful opening drive behind sophomore Jack West, who became Stanford's third different starting quarterback of the season, the first time that's happened since 1974.

Stanford took the opening kickoff and drove 51 yards before Jet Toner connected on a 42-yard field goal. Toner suffered an apparent injury on the ensuing kickoff and did not return. Punter Ryan Sanborn took over the kicking duties.

Trailing 14-3, Stanford's Brycen Tremayne fell on a blocked punt in the end zone to make it 14-10 and allow the Cardinal to stay within striking distance. Spencer Jorgensen got his left hand on the punt.

UCLA (2-5, 2-2 Pac-12) increased its halftime lead to 21-10 after Dorian Thompson-Robinson, who passed for 192 yards and rushed for 66, scored from one yard out.

The Bruins were balanced on offense as Joshua Kelley rushed for 176 yards, including a 54-yard touchdown run and a 53-yard gain.

Stanford's Cameron Scarlett rushed for 34 yards, including a 6-yard touchdown run. West was 15 of 32 for 143 yards. He passed for 38 yards on Stanford's first drive.

JJ Molson added field goals of 43 and 49 yards in the third quarter. UCLA outgained the Cardinal by a 455-198 margin.

GAME EIGHT | OCT. 26, 2019

STANFORD STADIUM (STANFORD, CALIF.)

KICKOFF: 12:41 P.M. PT • ATTENDANCE: 31,711 • GAME DURATION: 3:19



ARIZONA

31

10

14

7

0

-



STANFORD

41

7

24

7

3

-

Qtr	Time	Team - Scoring Play	Plays-Yards	TOP	Score
1st	12:07	ARIZ - Havrisik 29 yd field goal	9-64	2:53	STAN 0-ARIZ 3
	8:20	STAN - Scarlett 1 yd run (Sanborn PAT)	8-75	3:47	STAN 7-ARIZ 3
	2:55	ARIZ - Johnson 8 yd pass from Gunnell (Havrisik PAT)	8-65	2:41	STAN 7-ARIZ 10
2nd	14:54	STAN - Tremayne 14 yd pass from Costello (Sanborn PAT)	7-49	2:50	STAN 14-ARIZ 10
	7:55	STAN - Scarlett 8 yd run (Sanborn PAT)	9-75	5:04	STAN 21-ARIZ 10
	7:29	ARIZ - Tate 57 yd run (Havrisik PAT)	2-75	0:26	STAN 21-ARIZ 17
	4:36	STAN - Fehoko 44 yd pass from Costello (Sanborn PAT)	5-66	2:44	STAN 28-ARIZ 17
	1:41	ARIZ - Joiner 18 yd pass from Tate (Havrisik PAT)	8-75	2:55	STAN 28-ARIZ 24
	0:07	STAN - Sanborn 33 yd field goal	10-60	1:34	STAN 31-ARIZ 24
3rd	9:32	ARIZ - Dixon 9 yd pass from Tate (Havrisik PAT)	8-73	2:37	STAN 31-ARIZ 31
	5:11	STAN - Fehoko 14 yd pass from Costello (Sanborn PAT)	8-65	4:21	STAN 38-ARIZ 31
4th	6:18	STAN - Sanborn 21 yd field goal	10-60	5:59	STAN 41-ARIZ 31

	Arizona	Stanford
FIRST DOWNS	29	26
RUSHES-YARDS (NET)	37-222	30-150
PASSING YDS (NET)	273	322
Passes Att-Comp-Int	40-24-2	44-31-0
TOTAL OFFENSE PLAYS-YARDS	77-495	74-472
Fumble Returns-Yards	0-0	0-0
Punt Returns-Yards	3-23	1-1
Kickoff Returns-Yards	2-31	2-79
Interception Returns-Yards	0-0	2-2
Punts (Number-Avg)	4-46.2	5-43.8
Fumbles-Lost	1-0	0-0
Penalties-Yards	4-22	2-20
Possession Time	25:29	34:31
Third-Down Conversions	5 of 13	6 of 13
Fourth-Down Conversions	2 of 3	0 of 0
Red-Zone Scores-Chances	4-4	6-6
Sacks By: Number-Yards	0-0	3-22

RUSHING

Arizona-Taylor, J.J. 16-107; Tate, K. 9-103; Tilford, N. 3-15; Smith, D. 4-11; Brightwell, G. 2-3; Gunnell, G. 3-minus 17.
Stanford-Scarlett, Cameron 19-102; Jones, Austin 7-32; Costello, K.J. 1-14; Peat, Nathaniel 1-2; Maddox, Dorian 1-2; TEAM 1-minus 2.

PASSING

Arizona-Tate, K. 17-33-2-205; Gunnell, G. 7-7-0-68.
Stanford-Costello, K.J. 31-44-0-322.

RECEIVING

Arizona-Taylor, J.J. 5-53; Cunningham, T. 4-61; Casteel, B. 4-42; Johnson, J. 2-30; Joiner, J. 2-25; Smith, D. 2-8; Peterson, C. 1-19; Berryhill III 1-12; Curry, B. 1-11; Dixon, D. 1-9; Wolma, B. 1-3.
Stanford-Wedington, Connor 8-71; Wilson, Michael 6-45; Parkinson, Colby 5-68; Fehoko, Simi 3-97; Scarlett, Cameron 2-12; Tremayne, Brycen 1-14; Jones, Austin 1-11; St. Brown, Osiris 1-10; Peat, Nathaniel 1-9; Fisk, Tucker 1-0; Heimuli, Houston 1-minus 3; Costello, K.J. 1-minus 12.

INTERCEPTIONS

Stanford-Adebo, Paulson 2-2.

FUMBLES

Arizona-Gunnell, G. 1-0.

SACKS (UA-A)

Stanford-Swann, Jovan 1-0; Toohill, Casey 1-0; Booker, Thomas 1-0.

TACKLES (UA-A)

Arizona-Whittaker, J. 7-2; Schooler, C. 5-4; Young Jr., S. 5-2; Roland-Wallace 6-0; Cooper, T. 5-0; Fields II, T. 2-3; Wallace, J. 2-3; Pandey, A. 1-2; Burns, L. 1-2; Young, C. 1-1; Bell, X. 1-1; Brown, JB 1-1; Curry, B. 1-0; Tapusoa, M. 1-0; Wilborn, K. 1-0; Barnes, M. 1-0; Mason, T. 1-0; Harris, J. 0-1.
Stanford-Pryts, Andrew 6-2; Head, Stuart 6-1; Reid, Gabe 5-1; Toohill, Casey 5-1; Booker, Thomas 4-1; Williamson, Kendall 4-0; Kelly, Kyu Blu 3-1; McGill, Jonathan 3-1; Beecher, Ryan 3-0; Antoine, Malik 3-0; Wade-Perry, Dalyn 2-0; Parson, J.J. 1-1; Adebo, Paulson 1-0; Phillips, Caleb 1-0; Peat, Nathaniel 1-0; Kaufusi, Tangaloa 1-0; Robinson, Curtis 1-0; Swann, Jovan 1-0; Higgins, Elijah 0-1.

Successful Stanford Reunion

STANFORD, Calif. (AP) - K.J. Costello returned to Stanford's starting lineup and led the Cardinal to a 41-31 victory over visiting Arizona on Saturday.

The senior quarterback threw for 322 yards and three touchdowns after missing three games with a thumb injury.

The Wildcats went with two quarterbacks, starting the athletic Kahlil Tate, who passed for 205 yards and a pair of touchdowns and rushed for 103 yards and a touchdown.

Showing no signs of discomfort, Costello rifled passes to 12 different receivers, including a pair of touchdown passes to Simi Fehoko and one to Brycen Tremayne, whose only two receptions have both gone for touchdowns.

Connor Wedington caught eight passes for 71 yards for Stanford and Michael Wilson had six for 45 yards.

Cameron Scarlett rushed for 102 yards and scored twice. Freshman Ryan Sanborn added a pair of field goals.

J.J. Taylor rushed for 107 yards for the Wildcats, surpassing 3,000 for his career.

Jamarye Joiner and Drew Dixon caught TD passes from Tate, who moved into eighth-place on Arizona's all-time passing yards list.

Freshman Grant Gunnell played two consecutive series in the first half, leading the Wildcats on an efficient eight-play, 65-yard scoring drive in which he completed all three passes attempted for 34 yards including an 8-yard scoring toss to Jalen Johnson.

Tate returned to the lineup after Stanford took a 21-10 lead and needed two plays to go 75 yards. Tate raced 57 yards for the score. He tucked the ball in after faking a pass and ran untouched.