



## UNIVERSITY OF COLORADO BUFFALOES / SPORTS INFORMATION SERVICE

2150 Stadium Drive (574 Champions Center), 357 UCB, Boulder, CO 80309-0357

Telephone 303/492-5626 (E-mail/FB contacts: david.plati@colorado.edu; curtis.snyder@colorado.edu)

David Plati (Associate AD/SID), Curtis Snyder (Assistant AD), Troy Andre (Associate SID/+CUBuffs.com Managing Editor), Linda Sprouse (Associate SID), Seth Pringle (Assistant SID), Shaun Wicen (Assistant SID), Neill Woelk (Contributing Editor/CUBuffs.com), Rob Livingston (Graduate Assistant)

www.CUBuffs.com

© 2019 CU Athletics

### GAME 12

### 2019 COLORADO BUFFALO FOOTBALL WEEKLY RELEASE, NOTES & STATISTICS

# COLORADO BUFFALOES vs. UTAH UTES

## BUFFS NEED WIN FOR BOWL ELIGIBILITY; UTAH NEEDS WIN FOR DIVISION TITLE

SATURDAY, NOVEMBER 30, 2019 • 5:44 p.m. MST • Rice-Eccles Stadium (45,807) • Salt Lake City, Utah



RELEASE NUMBER 12 (November 25, 2019)

ABC (National) | KOA-RADIO | CUBUFFS.COM (Live Stats)

### BUFFALO BITS ...

The **Colorado Buffaloes** (5-6, 3-5 Pac-12) close out the regular season this Saturday, Nov. 30, heading an hour west over the mountains to face the No. 6 (AP/USA Today Coaches) **Utah Utes** (10-1, 7-1 Pac-12) in a 5:44 p.m. MST kickoff at Rice-Eccles Stadium... The game has huge implications on both sides: CU needs a win to get to six and become bowl eligible for just the second time since 2007 (last time was 2016); Utah needs a win to get to 8-1 in league play and claim its second straight South Division title and berth in the Pac-12 Championship game opposite Oregon (a loss would drop them into a tie with Southern California, and USC owns the tiebreaker) ... The Buffs are **2-1** against ranked teams this season; the last time the Buffs won three or more in the same year was back in 2001 (**5-2**) ... Colorado leads the series some have dubbed the “Rumble in the Rockies” by a **32-30-23** margin, though the Utes have won six of the eight meetings since both schools made the Pacific 10 into the Pac-12 on July 1, 2011 (they had not played since 1962) ... Utah

owns a **17-14-2** edge in games played in Salt Lake City ... The first six games since the series with Utah was renewed were decided by a total of **32** points; Utah has won the last pair by a combined **44** ... Colorado defeated Washington in Boulder last Saturday night, **20-14**, snapping a nine-game losing streak to the Huskies; the Buffs ran off the last **5:09** off the clock, the second-longest amount in school history nursing a one-score lead (*see defensive accomplishments in next note*); CU led 13-0 at halftime, the first time in 19 games it shutout UW in the first half ... Utah had no trouble defeating Arizona in Tucson, **35-7**; the Utes had huge advantages in first downs (**28-11**), total Plays (**74-52**) and total offense (**517-196**), as the Wildcats averted being shutout, scoring a TD with 1:50 remaining ... The PDF version of the **2019 CU Media Guide** can be found on-line at [www.cubuffs.com/CUFBMG19](http://www.cubuffs.com/CUFBMG19) ... **CUBuffs.com/media** is all things Buff (on-line media guide, live stats, etc.). **DEPTH CHART ON PAGE 72; ROSTERS ON PAGES 73-75; STAT PAGES 76-84**

CU-Utah (ABC): Steve Levy (play-by-play) / Brian Griese (color) / Molly McGrath & Todd McShay (sidelines) / Josh Hoffman (producer)

### STATS OF THE WEEK

**Defense Has Grown Up Before Your Very Eyes.** Over the last two games, the Buffaloes have allowed just **27** points, that after a streak of allowing 30 or more for 14 straight games (and allowing 35.6 per through the seasons’ first nine games). But it hasn’t been just points; after allowed **53** plays of 20 or more yards in those nine, CU has permitted just **five** in the last two contests, when Stanford and Washington combined to run **56** plays for only **140** yards in CU territory. The Buff defense was particularly salty against Washington, allowing a season-low **238** yards on defense (also a UW offensive low), including just **37** yards in the fourth quarter. CU registered **five** sacks (four on third downs), after the Huskies had allowed only **13** in their first 10 games. The Buffs also forced UW into **15** situations of 2nd-&-10 or longer (the Huskies were just **5-of-22** in second down efficiency), and on **17** third down plays, netted a minus-**9** yards of offense.

### OBSCURE NOTE OF THE WEEK

**Father & Son.** With **Brian Griese** on the color commentary call for ABC this Saturday, it marks the first time in the television history of the Buffaloes that two family members will have handled those duties. **Bob Griese** (Brian’s father), did 16 Colorado games between 1993 and 2006, usually paired with the late great **Keith Jackson** or **Brad Nessler**. The younger Griese spent five seasons as a member of the Denver Broncos and after he retired from football served as the team’s analyst for two years (2010-11) on KOA-Radio; he and his father (both quarterbacks) remain the only father-son combo to win Super Bowl rings.

## 2019 COLORADO SCHEDULE & RESULTS (5-6, 3-5 Pac-12)

2019									
Date	CU*	Opponent	Opp*	TV	Result/Time	Record	Series	This-N-That	or '18 rewind
Aug. 30	---	Colorado State (N; Denver)	---	ESPN	<b>W 52-31</b>	4-7	67-22-2	The last M Showdown in Denver ends with CU's fifth straight win over the Rams	
SEPT. 7	---	NEBRASKA	<b>25</b>	FOX	<b>W 34-31 (OT)</b>	5-6	20-49-2	Offseason conditioning enables Buffs to rally from down 17-0 to dominate late	
SEPT. 14	---	AIR FORCE	---	PAC12	<b>L 23-30 (OT)</b>	9-2	12- 5-0	AFA wins first meeting since '74, though CU rallied down 13 to send game into OT	
Sept. 21	---	● at Arizona State (N)	<b>24</b>	PAC12	<b>W 34-31</b>	6-5	3- 8-0	Montez, Brown connect on 3 TD passes; Stefanou wins it with 44 FG (2:03 left)	
OCT. 5	---	● ARIZONA (FW)	---	PAC12	<b>L 30-35</b>	4-7	14- 8-0	Another wild CU-UA game; nine lead changes as Wildcats hold on late	
Oct. 11	---	● at Oregon (N)	<b>13</b>	FS-1	<b>L 3-45</b>	9-2	9-13-0	Oregon scores 21 points in a 4:40 span turning a 17-3 game into its control	
Oct. 19	---	● at Washington State	---	ESPNU	<b>L 10-41</b>	6-5	6- 7-0	Predicted scorefest never materialized; 24-10 late in the third went south for CU	
OCT. 25	---	● SOUTHERN CALIFORNIA (N)	<b>RV</b>	ESPN2	<b>L 31-35</b>	8-4	0-14-0	Buffs lead for 42:34, but USC's two fourth quarter TDs rally Trojans to the win	
Nov. 2	---	● at UCLA	---	PAC12	<b>L 14-31</b>	3-8	4-11-0	Bruins go up 17-0 quickly, Buffs could get no closer than 10 (7-17, 17-24)	
NOV. 9	---	● STANFORD (HC)	---	PAC12	<b>W 16-13</b>	4-7	5- 6-0	E.Price kicks FG at gun; CU has two straight wins in series by a combined 26-18	
NOV. 23	---	● WASHINGTON	<b>RV</b>	ESPN	<b>W 20-14</b>	6-5	6-12-1	Buffs have best defensive effort of season, holding UW to 238 yards	
Nov. 30	---	● at Utah	<b>6</b>	ABC	<b>5:44 p.m.</b>	10-1	32-30-3	Utes snap 7-7 halftime tie with 23 second half points	

(KEY: \*—AP rank at time of game; ●—Pac-12 Conference game; N—Night game; HC—Homecoming; FW—Family Weekend. All times mountain)



## COLORADO MEDIA SERVICES

Head coach **Mel Tucker** holds a **Tuesday media luncheon**, located in the Champions Center (third floor, room 319). All will start at 11:30 a.m. with lunch, followed by Tucker promptly at Noon and select players before and/or afterwards depending on class conflicts. This year's dates: **Sept. 3-10-17; Oct. 1-8-15-22-29; Nov. 5-19-26; Dec. 3-TBA** (bowl). The **press conference portions are streamed live** on [www.CUBuffs.com](http://www.CUBuffs.com) (in the BuffsTV area); press conferences on CUBuffs.com do not require access codes. (TV Pool Assignments for 2019: KCNC will coordinate all CU press luncheons).

**Note:** The **Front Range Huddle** kicked off the media luncheons for the season on **Aug. 22** in Denver.

The **Pac-12 Teleconference Call** that used take place on Tuesdays are no more; lack of participation from those media on the call contributed to its coming to an end. Any media member can watch CU's Tuesday luncheon on-line and can email any questions you would like asked in advance to David Plati or Curtis Snyder by 11 a.m. Tuesdays.

**Video highlights** of CU games are available through the Pac-12 Network Assignment Desk ([assignment@pac-12.org](mailto:assignment@pac-12.org)). However, there are usage restrictions; contact **Duane Lindberg** to coordinate your needs ([dlindberg@pac-12.org](mailto:dlindberg@pac-12.org)).

The **Pac-12 Networks** are available nationwide through many platforms; check with local cable or satellite subscribers for more info. Comcast and Time Warner carry the Network in Colorado and DISH Network is the league's satellite provider. In the Boulder-Denver area: Comcast 430 & 431 (840 HD); Pac-12 DISH channels include 406 (hopper) and 409 (along with 5453 and 5454 in its auxiliary area).

The **Colorado locker room** (home and road) is closed after games; following the customary 10-minute cooling off period, players will be available (a list will be solicited immediately following the game; no cutoff to request players).

Colorado's football **practices** are generally closed, but have a 20-25 minute window open for any media photography/ video needs (follow parameters listed in CU's media policies). Thursday & Friday practices are entirely closed (except to network TV).

This year's standard **meeting/practice schedule** (mountain time): **Sunday:** Off; **Monday:** 6:45/8:30-10:00 practice/10:15-11:45 lifting (two groups); **Tuesday:** 7:00/8:30-10:45; **Wednesday:** 7:00/8:30-10:15/10:15-11:45 lifting (two groups); **Thursday:** 8:00/9:45-10:50 walkthrough; **Friday:** 9:00/10:00-11:10 practice (home and road games).

**Interviews** with Colorado players and coaches are allowed post-practice on Mondays, Tuesdays and Wednesdays. Phone interviews with media are allowed all three days in all time slots. Interviews on Sundays are at the discretion of the player, as it being the standard player day off, CU can't facilitate due to NCAA rules. Assistant coaches are game-planning on Sunday and are also only available at their discretion.

**Photo Requests.** Please direct any photo (.jpg) requests to either [david.plati@colorado.edu](mailto:david.plati@colorado.edu) or [curtis.snyder@colorado.edu](mailto:curtis.snyder@colorado.edu).

**collegepressbox.com**  
SINCE 2005 EVERYTHING BUT THE PRE-GAME MEAL

**Collegepressbox.com** is the official media website for Division I football. Access and download weekly game notes, quotes, statistics, media guides, headshots, logos and more for each conference and its member schools. Register for access at: [www.collegepressbox.com/register](http://www.collegepressbox.com/register).

The **Pac-12 Mountain Network** is the television home of the Buffaloes; it produces a variety of programming featuring all 12 member institutions.

## THE BUFFS ON THE INTERNET

The official CU site on the Internet can be found at [www.CUBuffs.com](http://www.CUBuffs.com) has the most up-to-date information, releases, game notes, press conference broadcasts (free), articles by longtime journalist and CUBuffs.com contributing editor **Neill Woelk** along with podcasts/video by the voice of the Buffs, **Mark Johnson**; the direct link to the **Football Media Center** is [cubuffs.com/ColoradoMediaCenter](http://cubuffs.com/ColoradoMediaCenter). Breaking news with the program will be found here first every time and delivered in full without third-party editing or what they might deem unessential.

**Audio.** CU football can be heard (free) on the Internet at either CUBuffs.com or KOA-Radio (or its sister station, KDSP/AM760). Links: [www.CUBuffs.com](http://www.CUBuffs.com), [www.850koa.com](http://www.850koa.com), [www.am760.net](http://www.am760.net).

**Live Stats** for Colorado home games can be accessed at [www.colorado.statbroadcast.com](http://www.colorado.statbroadcast.com); please contact the SID office for the password.

**BuffsTV** is CU's live streaming service for live games and press conferences not broadcast by the Pac-12 TV partners. In addition, highlights, features, interviews and the Buffalo Stampede weekly show can be found at [www.youtube.com/BuffsTV](http://www.youtube.com/BuffsTV).

## THE BUFFS ON THE AIRWAYS

**KOA-Radio** in Denver (850 AM & 94.1 FM; KDSP 760 AM when conflicts) originates the CU Football Network, with **Mark Johnson** in his 16th year as the play-by-play voice of the Buffs. **Former CU head coach Gary Barnett** (analysis) is in his fourth full season on the broadcasts. Sideline duties will be handled by **Andy Lindahl** (most home games), **Bobby Pesavento** (CSU and road games) and **Mike Pritchard** (fill-in). Cities on the network in addition to KOA: Aspen (KNFO/106.1FM, which serves Redstone, 105.7FM, Roaring Fork, 94.3FM, Thomasville, 96.3FM and Vail, 105.5FM), Buena Vista (KBVC, 104.1FM), Glenwood Springs (KTMS/96.1FM & 99.1FM), Fort Morgan (KRFD/100.1FM), Grand Junction (KTMM/1340AM), Rifle (KNAM/1490 AM) and Steamboat Springs (KTVV/98.9FM). KOA has been the home to CU football for 75 of the last 78 years. *Both stations will stream the game live on the Internet.*

The **CU Coaches Radio Show** originates from The Post Brewing Co. (2027 13th St., Boulder) Thursdays from 12:30-1:30 p.m. (Aug. 30-Dec. 4); Johnson and Barnett host (the show is taped and airs 7-8 p.m. that night on KOA or AM760 if a programming conflict; the show will be taped a day earlier for the ASU (Sept. 18), Oregon (Oct. 9) and Utah (Nov. 27) games. The final one is set for Wednesday, Dec. 4.

**Satellite Radio:** Sirius-XM is the satellite home of the Buffs; the Washington game (KOA broadcast) will be on XM 387 (and Internet 978).

## PRONUNCIATION GUIDE

## Coaches/Staff

Jimmy **BRUMBAUGH** (brum-bah)  
Darrin **CHIAVERINI** (shiv-ah-ree-knee)  
Chris **KAPILOVIC** (kuh-pil-oh-vick)  
Brian **MICHALOWSKI** (michael-ow-ski)  
Al **PUPUNU** (puh-poooh-new)  
**TRAVARES** Tillman (truh-varr-es)

## Players

10 **JASH** Allen (jash)  
22 Daniel **ARIAS** (are-e-us)  
84 Clayton **BACA** (bah-bah)  
35 Beau **BISHARAT** (bish-er-rot)  
25 **MEHKI** Blackmon (muh-kye as in eye)  
21 **JAREK BROUSSARD** (jerek brew-sard)  
15 Legend **BRUMBAUGH** (brum-bah)  
6 Curtis **CHIAVERINI** (shiv-ah-ree-knee)  
22 Grant **CICCARONE** (sis-a-roan)  
57 John **DEITCHMAN** (dych-mon)  
18 Jeremiah **DOSS** (dause)  
42 **NU'UMOTU FALO** (new-oooh-mow-too follow)  
76 Frank **FILLIP** (phillip)  
8 Alex **FONTENOT** (font-en-know)  
33 Joshka **GUSTOV** (goo-stovv)  
13 **URYAN** Hudson (you-ryan)  
34 **MUSTAFA** Johnson (moo-stoff-uh)  
94 **JANAZ** Jordan (juh-nozz)  
36 **AKIL** Jones (ah-keel)  
52 Joshua **JYNES** (rhymes with nines)  
58 **KARY KUTSCH** (car-E kooch)  
83 **TARIK** Luckett (tuh-reek)  
56 Tim **LYNOTT** (lynn-knot)  
74 Chance **LYTLE** (lie-tull; *hard T*)  
7 Tyler **LYTLE** (lie-dull; *soft T*)  
98 Nico **MAGRI** (ma-gree)  
1 Jaren **MANGHAM** (mang-ham)  
Sam **NOYER** (noy-er)  
2 **MIKIAL ONU** (mick-ale oh-new)  
75 **NIKKO POHAHAU** (knee-ko poe-huh-how)  
85 Jared **POPLAWSKI** (pop-u-law-ski)  
65 Colby **PURSELL** (per-sell)  
3 Derrion **RAKESTRAW** (rake-straw)  
54 **KANAN** Ray (kay-ninn)  
91 **NA'IM** Rodman (nigh-eem)  
99 Jalen **SAMI** (sah-me)  
50 **VA'ATOFU SAUVAO** (vah-ah-tofu sah-oooh-vow-oooh)  
2 **LA'VISA SHENAU** (lu-visk-uh shuh-nault)  
5 **LA'VONTAE SHENAU** (la von-tay shuh-nault)  
48 James **STEFANOU** (steff-ah-know)  
20 **DAVION** Taylor (day-vee-on)  
52 Alex **TCHANGHAM** (chang-um)  
8 Trey **UDOFFIA** (U-doe-fee-ah)  
31 Jonathan Van **DIEST** (rhymes w/east)

## ROSTER CHANGES/DUPE I.D.'s

**Number Changes:** TB Jarek Broussard (21 from 23); OLB Jamar Montgomery (58 from 4).

**No Longer on Team:** OLB Jacob Callier, TE Darriion Jones, S Aaron Maddox, OLB Chase Sanders.

**DUPE NUMBERS:** Those who appear below are in dupe numbers where both likely see action (jerseys do have name tags). Skin tone key to help identify if on special teams: **A**—African-American, **C**—Caucasian, **H**—Hispanic, **P**—Polynesian or Pacific Islander:

## Offense/Specialist

1 Mangham, TB (A)  
2 L.Shenault, WR (A)  
3 Nixon, WR (A)  
8 Fontenot, TB (A)  
10 Jackson, WR (A)  
14 Stanley, WR (A)  
20 D.Smith, TB (A)  
52 Jynes, C (A)  
58 Kutsch, OG (C)

## Defense/Specialist

1 Abrams, CB (A)  
2 Onu, DB (A)  
3 Rakestraw, S (A)  
8 Udoiffa, CB (A)  
10 Allen, ILB (A)  
14 Miller, CB (A)  
20 Taylor, OLB (A)  
52 Lang, DE (A)  
58 Montgomery, OLB (A)



## Colorado Honor Candidates

Here are those CU players worthy of consideration for postseason honors for 2019; for those of you who vote, please consider the below players that the coaching staff thought were deserving. The list (ALPHABETICAL) and very quick hits on each (All-Pac 12 candidates range from first-team to honorable mention possibilities):

✓	SN	J.T. BALE, Sr.-5	All-Pac 12 Candidate	488 career special team snaps and counting ... most in CU history
✓	WR	TONY BROWN, Sr.-5	All-Pac-12 Candidate	55-698 (12.7 avg., 5 TD) receiving; 28 10+ yards; 33 FD earned
✓	TB	ALEX FONTENOT, Soph.	All-Pac 12 Candidate	172-825 (4.8 avg.) rushing; 5 TD, 67 5+, 48 FD earned (18 on 3rd down)
✓	P	ALEX KINNEY, Sr.-5	All-American Candidate	44.4/40.9 gross/net averages (52 punts); 21 In20 (17 In15); 24 FC, 12 50+
✓	OT	ARLINGTON HAMBRIGHT, Gr.	All-Pac-12 Candidate	team co-high 83.8% grade; 68 KD/12 TD/14 PPTD blocks; 773 snaps
✓	ILB	NATE LANDMAN, Jr.	All-American Candidate	127 TT (104 solo); 7 TFL (2 QBS), 15 3rd down stops, 5 PBU, 1 INT
✓	C	TIM LYNOTT Jr., Sr.5	All-Pac-12 Candidate	79.9% season grade; 72 KD/14 TD/15 PPTD blocks, 775 snaps
✓	WR	LAVISKA SHENAULT, Jr.	All-Pac-12 Candidate	52-721 (13.9 avg., 4 TD) receiving; 42 FD earned (24 on 3rd/4th down)
✓	OT	WILLIAM SHERMAN, Soph.	All-Pac 12 Candidate	team co-high 83.8% grade; 64 KD/13 TD/16 PPTD blocks, 778 snaps
✓	S/OLB	DAVION TAYLOR, Sr.	All-Pac-12 Candidate	61 TT (51 solo); 8 TFL (1 sack); 12 3rd down stops; 7 PBU; 3 TD saves

**Freshman All-American Candidates:** TB Jaren Mangham, DT Jalen Sami, CB K.J. Trujillo

### 2019 PAC-12 & COLORADO/NFF POW NOMINATIONS

Here is the list of CU's weekly nominations for the Pac-12 players of the week along with those for the NFF/Colorado Chapter (\*—denotes winner):

Opponent	Pac-12 Player of the Week Nominations				Colorado Chapter/NFF		
	Offensive	Offensive Line	Defensive	Defensive Line	Special Teams	Freshman	Player of the Week
Colorado State	TB Alex Fontenot	LG Kary Kutsch	S Mikial Onu	DE Mustafa Johnson	P Alex Kinney	none	*TB Alex Fontenot
Nebraska	WR K.D. Dixon	OT Arlington Hambright	ILB Nate Landman	*DE Mustafa Johnson	P Alex Kinney	TB Jaren Mangham	*WR K.D. Nixon
Air Force	WR Laviska Shenault	none	S Mikial Onu	none	P Alex Kinney	none	WR Laviska Shenault
Arizona State	WR Tony Brown	OT Will Sherman	S Derrion Rakestraw	DE Terrence Lang	PK James Stefanou	none	WR Tony Brown
Arizona	WR Tony Brown	OT Will Sherman	OLB Carson Wells	none	PK James Stefanou	none	WR Tony Brown
Oregon	none	none	ILB Nate Landman	none	TE Beau Bisharat	none	ILB Nate Landman
Washington State	TB Alex Fontenot	C Tim Lynott	S Davion Taylor	none	none	none	S Davion Taylor
Southern California	WR Laviska Shenault	C Tim Lynott	CB K.J. Trujillo	none	P Alex Kinney	none	WR Laviska Shenault
UCLA	none	none	ILB Nate Landman	none	none	TB Jaren Mangham	ILB Nate Landman
Stanford	WR Laviska Shenault	*OT Arlington Hambright	OLB Davion Taylor	none	*PK Evan Price	PK Evan Price	*PK Evan Price
Washington	TB Alex Fontenot	OT Arlington Hambright	ILB Nate Landman	DT Jalen Sami	P Alex Kinney	DT Jalen Sami	ILB Nate Landman

### COLORADO CAPTAINS / GAME-BY-GAME

The coaches select captains for each game, and at the end of the season, will name the captains for the year. Game-by-game captains:

Opponent	Captains				Opponent	Captains			
Colorado State	ILB Nate Landman	C Tim Lynott	WR K.D. Nixon		Washington State	TE Beau Bisharat	ILB Nate Landman	QB Steven Montez	
Nebraska	DE Mustafa Johnson	QB Steven Montez	WR Laviska Shenault		Southern California	P Alex Kinney	TE Brady Russell	OLB Davion Taylor	
Air Force	WR Tony Brown	S Mikial Onu	P Alex Kinney		UCLA	P Alex Kinney	WR K.D. Nixon	OLB Davion Taylor	
Arizona State	TE Beau Bisharat	QB Steven Montez	OLB Davion Taylor		Stanford	SN J.T. Bale	WR Tony Brown	ILB Nate Landman	
Arizona	ILB Nate Landman	OT Will Sherman	PK James Stefanou		Washington	P Alex Kinney	QB Steven Montez	OLB Davion Taylor	
Oregon	CB Delrick Abrams	P Alex Kinney	QB Steven Montez						

### BURNING UP THE CLOCK

In Colorado's 20-14 win over Washington, the Buffaloes took over at their own 1-yard line with 5:09 remaining in regulation. CU proceeded to earn five first downs on its next 11 plays, driving to the UW 17, where a kneel-down by QB Steve Montez ended the game. TB Alex Fontenot carried seven times for 20 yards and two first downs on the drive (numbers were hurt as he took a 7-yard loss when he fumbled the handoff); Montez scrambled 12 yards for a first down out to the Colorado 18, and then on 3rd-&-16, connected with WR Dimitri Stanley for a 27-yard gain to the Buff 39; he found Stanley again on the next play for an 18-yard pickup into UW territory at the 39.

► The 5:09 that Colorado ran out the clock was the second-longest game-ending drive nursing a one-score lead in CU history; it's trails only the 7:10 that Colorado ran out the clock to defeat Arizona State, 28-21, on Oct. 6 of last year. The previous longest time the Buffs held on to the ball to end any game with a one-score lead in its history was on Sept. 23, 1995 in a 29-21 win over Texas A&M, when CU burned the last 4:51 off the clock (one first down). CU receiver coach Darrin Chiaverini was a freshman on that team.



**RALPHIE V, COLORADO'S LIVE BUFFALO MASCOT, HAS RETIRED**

Ralphie V, the University of Colorado's live buffalo mascot for the better part of the last 12 seasons, has officially retired," athletic director **Rick George** announced on November 12.

Ralphie turned 13 in October and is in great health; she receives regular veterinarian check-ups. As the season progressed, she just wasn't having the consistency she had displayed in prior years. With past Ralphies, as they aged, their speed typically decreased; with Ralphie V, she has been so excited to run that she was actually running too fast, which created safety concerns for her and her handlers. She also wasn't consistently responding to cues from her handlers, and her temperament was such that she was held back from leading the team out for CU's last two home games against USC and Stanford.

"Ralphie V has served the department and the university well," George said. "She has been a very special buffalo and has truly been adored by many. We hope she lives for many years to come and look forward to finding her successor."

Ralphie V will make her final appearance as a spectator at CU's final home game against Washington on Nov. 23. She will not run but her career will be celebrated.

She will continue to live on her ranch – alongside a companion buffalo – under the program's care as previous Ralphies have done. She will make public appearances on behalf of the university as other retired Ralphies have done while her eventual replacement is groomed for the 2020 season.

"Ralphie V had an outstanding career as the face and symbol of our great university and athletic department," said **John Graves**, the Ralphie Program Manager since 2015 and one-time handler as a CU student. Graves has been around her since she was six months old and was one of the handlers for her first time leading the team out on to Folsom Field on Sept. 6, 2008.

"Ralphie V was our first Ralphie to serve in the age of social media," Graves said. "Thanks to her, we were able to incorporate an educational aspect to the Ralphie Program and hundreds of thousands of fans were able to meet her and learn more about her and buffalo in general, while countless more learned via social media. As one of the biggest and fastest Ralphies, her love for running and power was showcased every home game during her career. It's almost like she knew she was the queen of campus and she loved to show that fact off when she ran onto the field and at her public appearances."

This is the 53rd season that a live buffalo has led the team out on the field, both at the start of games as well as before the start of the second half. In all, the five Ralphies have led the team out 296 times at Folsom Field, and 355 times overall including road games, conference championship games, neutral site contests and bowl games. There have been only 13 occasions during the program's history when a Ralphie did not lead the team out at home.

Ralphie V led the team a total of 76 times, appearing 65 times at home, on 10 occasions in Denver and at the 2016 Alamo Bowl in San Antonio. She was held back from running five times, including the two times this season. The Buffaloes were 8-2 in Denver against Colorado State when she ran in front some of the biggest crowds during her tenure and retires with a 39-37 record overall.

Ralphie V retires as the second longest serving Ralphie. The original Ralphie ran at 78 games over 12 seasons, Ralphie II ran at 53 games in nine seasons, Ralphie III ran 73 times over 11 seasons, while Ralphie IV ran at 75 games in 10 seasons. IV was the last Ralphie to appear at a regular season road game, traveling to Georgia in 2006 where she was showcased with Uga, the school's famous bulldog mascot.

As for her replacement who will be named Ralphie VI, Graves and athletics personnel have been preparing for some time and are currently in the process of identifying potential candidates that will be the next in line for CU's nationally revered live buffalo, often ranked as the best live mascot in college football.

"It has truly been an honor to care for and work with Ralphie V the past 13 years," Graves said. "Being able to see her and spend time with her each and every day is the best part of my job. She has such a fun and energetic personality, and while I will miss her leading the team onto the field, I still have the privilege of being able to spend time with her every day at her ranch.

"I also want to thank the 78 Ralphie Handlers who worked with and cared for Ralphie V during her career," he continued. "The dedication and commitment of these students to Ralphie V was immensely important to the Ralphie Program."

A lesser-known fact about the Ralphie Program is that it is 100 percent donor-funded and relies on the generosity of donors for the upkeep and care of CU's most-beloved mascot. With an operating budget of more than \$60,000 annually and the retirement of Ralphie V, the financial needs of the program will increase exponentially as we continue to provide for her care and train her successor. In recognition and celebration of Ralphie V, those who would like to donate to the Ralphie Program can donate through this link: <https://cubuffclub.com/>.

"Thank you to all the fans across the country who love Ralphie as much as we do," Graves added. "And thank you to everyone who has supported the Ralphie Program in the past and continues to do so."



**GAME-BY-GAME STARTERS (2019)**

Here are CU's starters for the 2019 season (**bold** indicated first career start, red indicates graduated or no longer on team):

OFFENSE	WR (X)	WR (Z)	WR (H)	LT	LG	C	RG	RT	TE	QB	TB
Colorado State	Shenault	Nixon	Stanley	<b>Hambright</b>	Kutsch	Lynott	Pursell	Sherman	Russell	Montez	Fontenot
Nebraska	Shenault	Nixon	Stanley	Hambright	Kutsch	Lynott	Pursell	Sherman	Russell	Montez	Fontenot
Air Force	Shenault	Nixon	<b>Harris (TE)</b>	Hambright	Kutsch	Lynott	Pursell	Sherman	Russell	Montez	Fontenot
Arizona State	Shenault	Nixon	Stanley	Hambright	Kutsch	Lynott	Pursell	Sherman	Russell	Montez	Fontenot
Arizona	Nixon	Brown	Stanley	Hambright	Kutsch	Lynott	<b>Roddick</b>	Sherman	Russell	Montez	Fontenot
Oregon	Nixon	Brown	Stanley	Hambright	Kutsch	Lynott	Roddick	Sherman	<b>Bisharat</b>	Montez	Fontenot
Washington State	Nixon	Brown	Stanley	Hambright	Kutsch	Lynott	<b>Shutack</b>	Sherman	Russell	Montez	Fontenot
Southern California	Shenault	Nixon	Brown	Hambright	Kutsch	Lynott	Shutack	Sherman	Russell	Montez	Fontenot
UCLA	Shenault	Nixon	Brown	Hambright	Kutsch	Lynott	Shutack	Sherman	Russell	Montez	<b>Mangham</b>
Stanford	Shenault	Nixon	Brown	Hambright	Kutsch	Lynott	Shutack	Sherman	Russell	Montez	Fontenot
Washington	Nixon	Brown	Stanley	Hambright	Kutsch	Lynott	Shutack	Sherman	Russell	Montez	Fontenot
DEFENSE	OLB	DE/DT	NT	DE	OLB	ILB	ILB	LCB	FS	SS	RCB
Colorado State	<b>Falo</b>	Johnson	<b>Sami</b>	Lang	Wells	Landman	<b>Van Diest</b>	Blackmon	<b>Onu</b>	<b>Maddox</b>	Abrams
Nebraska	Taylor	Johnson	Sami	Lang	Tchangam	Landman	Van Diest	Blackmon	Onu	Maddox	Abrams
Air Force	Taylor	Johnson	Sami	Lang	Tchangam	Landman	Van Diest	Abrams	Onu	Maddox	Miller
Arizona State	Taylor	Johnson	Sami	<b>Jordan</b>	Wells	Landman	Van Diest	Abrams	Onu	Rakestraw	Miller
Arizona	Taylor	<b>Rodman</b>	Sami	Lang	Wells	Landman	Van Diest	Abrams	Onu	Rakestraw	<b>Trujillo</b>
Oregon	Tchangam	Jordan	Sami	Lang	Wells	Landman	<b>A. Jones</b>	Abrams	Onu	Rakestraw	Trujillo
Washington State	Tchangam	Johnson	<b>M. Perry (N)</b>	Lang	Wells	Landman	Taylor (6)	Abrams	Onu	Rakestraw	Trujillo
Southern California	Taylor	Johnson	Sami	Lang	Wells	Landman	A. Jones	Abrams	Onu	Rakestraw	Trujillo
UCLA	Taylor	Johnson	Sami	Lang	Wells	Landman	A. Jones	Abrams	Onu	Rakestraw	<b>Luckett</b>
Stanford	Taylor	Johnson	Sami	Lang	Wells	Landman	A. Jones	Trujillo	Onu	Rakestraw	Luckett
Washington	Taylor	Rodman	Sami	Lang	Wells	Landman	A. Jones	Abrams	Onu	Rakestraw	Trujillo

(N)—Nickel back. (6)—Sixth DB. **CONSECUTIVE STARTS**—Montez 35, Landman 23, Sherman 20, Lynott 17. **CAREER STARTS**—Lynott 44, Montez 38, Landman 23, M. Johnson 19, Sherman 20. **2019 PLAYER PARTICIPATION** (dressed/played): Colorado State 104/60; Nebraska 78/54; Air Force 79/53; Arizona State 74/61; Arizona 79/60; Oregon 74/65.; Washington State 71/59; Southern California 80/60; UCLA 72/59; Stanford 80/62; Washington 79/60.

**COLORADO PLAYERS OF THE GAME & SCOUT TEAM POW'S**

Here are the coaches' selections for Colorado's player of the game and scout team players of the week:

Opponent	Offensive	Defensive	Special Teams	Offensive Scouts	Defensive Scout(s)	Special Team Scout(s)
Colorado State	TB Alex Fontenot	S Mikial Onu	PK James Stefanou	WR Braedin Huffman-Dixon OL Austin Johnson	OLB Joshka Gustav OLB Alec Pell	TE Legend Brumbaugh
Nebraska	WR K.D. Nixon	ILB Nate Landman	PK James Stefanou	WR Braedin Huffman-Dixon OL Austin Johnson TE Jared Poplawski QB Matt Ryan	CB Curtis Appleton DT Nico Magri	WR Alex Smith
Air Force	WR Laviska Shenault	S Mikial Onu	SN J.T. Bale	QB Grant Ciccarone ILB Steele Dubar TE Jared Poplawski TB Chase Sanders WR Alex Smith	CB Curtis Appleton OLB Jacob Callier OLB Jamar Montgomery OLB Alec Pell DE Dante Sparaco S Ryan Travis	WR Jake Groth
Arizona State	WR Tony Brown QB Steven Montez OT Will Sherman	DT Jalen Sami	TE Beau Bisharat	TE Legend Brumbaugh OL Austin Johnson WR La'Vontae Shenault	ILB Devin Lynch ILB Ray Robinson DE Dante Sparaco S Ryan Travis	WR Clayton Baca
Arizona	WR Tony Brown QB Steven Montez	OLB Carson Wells	P Alex Kinney	WR Jake Groth TE Jared Poplawski QB Matt Ryan	DT Nico Magri DE Dante Sparaco S Ryan Travis ILB Hayden Waters	ILB Steele Dubar
Oregon	TB Alex Fontenot	ILB Nate Landman	none	WR Nick Nazarian QB Matt Ryan TE Luke Stillwell	OLB Joshka Gustav OLB Jamar Montgomery CB D.J. Oats OLB Alec Pell DT Va'atofu Sauvao	S Anthony Lyle
Washington St.	C Tim Lynott TE Brady Russell	DE Terrance Lang S Davion Taylor	OLB Jamar Montgomery	WR Jake Groth QB Matt Ryan TE Luke Stillwell OL Jake Wiley	ILB Devin Lynch OLB Jamar Montgomery DE Dante Sparaco S Ryan Travis	ILB Quinn Perry OL Valentin Senn
USC	WR K.D. Nixon WR Laviska Shenault OG Jack Shutack	S Davion Taylor CB K.J. Trujillo	WR Daniel Arias	QB Matt Ryan TE Luke Stillwell OL Jake Wiley	CB Nigel Bethel CB Uryan Hudson DT Nico Magri DL Jayden Simon DE Dante Sparaco S Ryan Travis	WR Clayton Baca
UCLA	none	ILB Nate Landman	SN J.T. Bale	WR Zane Berger TB Alex Medary OL Heston Paige	ILB Chase Newman OLB Alec Pell DE Dante Sparaco DT Va'atofu Sauvao	S Ryan Travis
Stanford	QB Steven Montez WR K.D. Nixon WR Laviska Shenault	DE Mustafa Johnson S Davion Taylor	P Alex Kinney PK Evan Price	WR Jake Groth OL Austin Johnson QB Matt Ryan OL Valentin Senn WR Alex Smith	DB Curtis Appleton OLB Joshka Gustav ILB Devin Lynch DL Dante Sparaco S Ryan Travis	OLB Alec Pell
Washington	TB Alex Fontenot QB Steven Montez OG Colby Pursell WR Laviska Shenault	CB Delrick Abrams DT Jalen Sami	PK Davis Price DT Jalen Sami	OL John Dietzman WR Braedin Huffman-Dixon WR La'Vontae Shenault TE Luke Stillwell	7 total: Bethel, Magri, Montgomery, Newman, Pell, Simon, Travis	WR Alex Smith

**INJURY REPORT**

The injury report for the Buffaloes will only contain players out for an extended period of time, those lost for the season (injured during the season) and those previously announced and discussed by the head coach:

Pos	Player	Injury	Notes	Status/Utah
CB	Mekhi Blackmon	shoulder	had surgery on 10/08 to repair chronic labrum issue	OUT/SEASON
TB	Jarek Broussard	knee	had surgery on 9/06, has begun rehab	OUT/SEASON
CB	Chris Miller	knee	suffered a sprain at Arizona State (9/21); MRI revealed torn ACL, season-ending surgery on 10/04	OUT/SEASON
PK	James Stefanou	hip	will undergo postseason surgery, possibly could kick in an emergency situation	DAY-TO-DAY

**HIPAA:** The players listed above have signed waivers for their injury information to be released/discussed with the media.

**STARTERS IN 2019**

Colorado's rash of injuries have been one of the reason that the Buffaloes are 18th in the nation for the number of different players who have started this season. Through 11 games, CU has seen **38** different players start on offense (**17**) and defense (**21**). A look at the national leaders:

BYU	50	New Mexico	44	Troy	41	Arkansas State	36
Old Dominion	48	Wyoming	44	Southern Cal	41	Florida State	36
Fresno State	45	Tennessee	43	TCU	41	Stanford	35
N.C. State	45	West Virginia	42	Akron	39	Maryland	34
Georgia Tech	44	Coastal Carolina	41	Oregon State	39		
Massachusetts	44	Houston	41	<b>Colorado</b>	<b>38</b>		

**SACKS ALLOWED DOWN ... DOWN ... DOWN**

CU coach **Mel Tucker** likes to utilize the tight end not only as a receiver but as a blocker, as most coaches do. But he pointed out a fact that is backed up by the numbers. When you utilize one or two tight ends in the offense on a consistent basis, it's harder for the opponent to reach the quarterback. The tight end has not been overly involved in the CU offense for several years and a two-tight end formation much since 2014; take a look at the numbers each year since:

Tight End Receptions-----					QB Sacks Allowed-----			Tight End Receptions-----					QB Sacks Allowed-----		
Season	No.	Yards	Avg.	TDs	No.	Yards	Avg.	Season	No.	Yards	Avg.	TDs	No.	Yards	Avg.
2014	18	178	9.9	1	23	137	6.0	2017	8	111	13.8	2	39	250	6.4
2015	22	326	14.8	0	41	288	7.0	2018	6	56	9.3	0	34	210	6.2
2016	3	20	6.7	1	28	169	6.0	<b>2019</b>	<b>28</b>	<b>256</b>	<b>9.1</b>	<b>2</b>	<b>16</b>	<b>101</b>	<b>6.3</b>

► Note CU's tight ends this season have the more receptions (**28**) than in the last three years combined (17); they have the most catches in a season since the tight ends had 63 in 2012, when CU's head coach was **Jon Embree**, himself a former tight end.

**SEASON TICKET SALES UP NEARLY 6 PERCENT**

CU sold **20,414** public season tickets for the 2019 season, an increase of **1,130** (or 5.9 percent) over 2018. While not cracking the top six in season-to-season ticket increases in school history, there is some significance to the additional sales: the last time CU hired a new head coach and season ticket sales increased (without some major reduced pricing) was in 1974. There were 27,996 season ticket holders in 1973, Eddie Crowder's last year as head coach, and that number jumped to 29,260 for 1974 when Bill Mallory took over; sales declined, slightly for the most part, for six of the seven head coaches in-between Mallory and Mel Tucker (the exception was in 2011; Jon Embree took over as coach, but sales got bumps from joining the Pac-12, hosting Oregon and USC and a special \$120 season ticket price). Here are the largest season ticket increases in school history since records are available dating back to World War II:

<b>10,885</b> .....	27,989	(1972)	17,104	(1971)	<b>3,865</b> .....	31,331	(1976)	27,466	(1975)
<b>6,963</b> .....	26,331	(1990)	19,368	(1989)	<b>2,798</b> .....	19,083	(1986)	16,285	(1985)
<b>5,534</b> .....	25,172	(2011)	19,638	(2010)	<b>2,797</b> .....	20,808	(2017)	18,011	(2016)

➔ **STUDENT TICKETS:** CU's students purchased their entire allotment of **12,254** tickets.

**2019 FINAL ATTENDANCE UPDATE**

The attendance for the season finale of **44,618** for the Washington game (despite what an apparent "expert" on crowd analysis from the *Seattle Times* called a "sparsely filled stadium" ... to which we say, did you write that an hour before the game?), pushed the season's final number to **297,817** for six games (**49,573** per); that included two sellouts against Nebraska and Arizona State. CU just missed averaging 50,000-plus for the first time since 2011 (50,355, the last time CU had three 50,000 crowds in a year) and drawing 300,000 for the first time since 2009 (300,527). The Buffaloes finished at **98.8** percent of capacity (50,183), one of the top figures nationally (Note: CU has always counted some passes for media and select others in its attendance counts).

**WIDE RECEIVER TRIO APPROACHING 2K**

In school history, Colorado has had eight trios of wide receivers collectively gain over 2,000 yards in a single season; thus year's threesome of Tony Brown, Laviska Shenault and K.D. Nixon are threatening to become the ninth, but do have their work cut out for them with two of the three best defensive teams in the Pac-12 remaining on the schedule. A look at these special group of "three amigos" (wide receivers only, no backs or tight ends):

Season	Players	Games	No.	Yards	Avg.	TD	Season	Players	Games	No.	Yards	Avg.	TD
1992	R. Carruth, C. Johnson, M. Westbrook	31	147	2,370	16.1	14	1996	R. Carruth, J. Kidd, P. Savoy	31	118	2,102	17.8	13
2013	D. Goodson, P. Richardson, N. Spruce	36	160	2,299	14.4	16	2018	L. Shenault, K. Nixon, T. Brown	32	170	2,080	12.2	11
2003	J. Bloom, D. Hackett, D. McCoy	36	163	2,252	13.8	19	1995	R. Carruth, J. Kidd, P. Savoy	32	125	2,014	16.1	19
2016	B. Bobo, S. Fields, D. Ross	38	159	2,133	13.4	16							
2014	S. Fields, T. McCulloch, N. Spruce	36	186	2,103	11.3	18	<b>2019</b>	<b>T. Brown, K. Nixon, L. Shenault</b>	<b>32</b>	<b>141</b>	<b>1,872</b>	<b>13.3</b>	<b>12</b>

**SNAP, CRACKLE & POP**

Senior **SN J.T. Bale** is the latest in a long line of players who have excelled at the snapper positions (long and/or short) this millennium when it's truly evolved into a specialist position. He has played the most snaps of any specialist in CU history with **488**; and knock-on-wood, has not had a single bad snap); he's the only player to snap on punts and placements over the last four seasons. Here are the numbers for Buffs who lettered four years at the snapper position:

Player	Seasons	Placement	Punt	Total	Player	Seasons	Placement	Punt	Total
Greg Pace	2002-05	224	142	366	Ryan Iverson	2010-13	140	288	428
Justin Drescher	2006-09	211	255	466	<b>J.T. Bale</b>	<b>2016-19</b>	<b>242</b>	<b>246</b>	<b>488</b>

**THIRD GAME WINNING KICK AT THE GUN**

**PK Evan Price's** game-winning 37-yard field goal as time expired was just the third in Colorado history. Three others came with :01, :03 and :04 remaining, and two as time expired tied games (*complete list on page 347 of media guide*). The second-year freshman (he appeared in two games in 2018 and thus gained his year back) added to a very short list:

Date	Opponent	Score	Kicker	Yards
Oct. 18, 1947	BRIGHAM YOUNG	W 9- 7	John Zisch	36
Sept. 29, 2007	OKLAHOMA	W 27-24	Kevin Eberhart	45
Nov. 9, 2019	STANFORD	W 16-13	Evan Price	37

**CLOSE ENCOUNTERS OF THE ONE-SCORE KIND**

To say that first-year (and first-time) head coach **Mel Tucker** has had his emotions all over the place could be an understatement, with so many games going down to the wire. In fact, seven have ended by seven points or less, five of those by five or fewer and three by a field goal. Nationally, that's up there; 43 schools have played five or more one-score games through Nov. 23, and Tucker is joined by just two others going through this as a first-time head college coach. CU last had as many as seven games decided by one score or less in 2015, when seven of 13 were in a 4-9 season (going 2-5 in those games). A look at which schools have played the most games this year that have ended by one score or less (eight points or fewer; \*—denotes school has first-time college head coach):

School	Overall	1-Score		3-Point		OT's Record		School	Overall	Games Record		Games Record		OT's Record	
		Games	Record	Games	Record	OT's	Record			Games	Record	Games	Record	OT's	Record
North Carolina	5-6	9	3-6	5	2-3	2	0-2	Texas	6-5	6	3-3	3	2-1	0	0-0
*Miami, Fla.	6-5	8	3-5	1	0-1	1	0-1	Toledo	6-5	6	5-1	3	2-1	1	1-0
Arizona State	6-5	7	4-3	4	2-2	0	0-0	Wyoming	7-4	6	2-4	2	0-2	1	0-1
<b>*Colorado</b>	<b>5-6</b>	<b>7</b>	<b>4-3</b>	<b>3</b>	<b>3-0</b>	<b>2</b>	<b>1-1</b>	Arkansas State	7-4	5	4-1	1	1-0	0	0-0
Pittsburgh	7-4	7	5-2	3	3-0	1	1-0	Army	4-6	5	1-4	1	0-1	1	0-1
SMU	9-2	7	5-2	2	2-0	1	1-0	Auburn	8-3	5	2-3	1	0-1	0	0-0
Baylor	10-1	6	5-1	4	3-1	2	2-0	Ball State	4-7	5	2-3	2	0-2	0	0-0
Brigham Young	7-4	6	4-2	3	3-0	2	2-0	Florida State	6-5	5	2-3	2	1-1	1	1-0
California	6-5	6	4-2	1	1-0	0	0-0	Georgia Tech	3-8	5	3-2	2	1-1	2	1-1
Coastal Carolina	4-7	6	2-4	3	1-2	1	1-0	Hawai'i	7-4	5	4-1	4	3-1	0	0-0
Eastern Michigan	6-5	6	4-2	2	1-1	1	0-1	Illinois	6-5	5	3-2	3	2-1	0	0-0
Georgia Southern	6-5	6	4-2	4	3-1	2	2-0	Kansas	3-8	5	2-3	2	1-1	0	0-0
Iowa	8-3	6	3-3	2	1-1	0	0-0	Nebraska	5-6	5	2-3	3	1-1	1	0-1
Iowa State	7-4	6	2-4	5	2-3	1	1-0	*Northern Illinois	4-7	5	2-3	3	2-1	0	0-0
Kansas State	7-4	6	4-2	2	1-1	0	0-0	Oklahoma	10-1	5	4-1	2	2-0	0	0-0
Kent State	5-6	6	3-3	4	3-1	0	0-0	Oregon State	5-6	5	2-3	4	1-3	0	0-0
Minnesota	10-1	6	5-1	2	2-0	1	1-0	Penn State	9-2	5	4-1	0	0-0	0	0-0
Ohio	5-6	6	2-4	5	1-4	1	1-0	Virginia	8-3	5	3-2	0	0-0	0	0-0
Rice	2-9	6	2-4	2	1-1	1	0-1	Virginia Tech	8-3	5	3-2	2	1-1	1	1-0
San Diego State	8-3	6	3-3	2	1-1	0	0-0	Wake Forest	7-3	5	4-1	4	3-1	0	0-0
Southern California	8-4	6	4-2	2	0-2	1	0-1	West Virginia	4-7	5	3-2	1	0-1	0	0-0
TCU	5-6	6	1-5	2	1-1	1	0-1								

► Tucker broke a tie with Frank Castleman for the most one-score games in a head coach's first season at Colorado. In 1906, CU had six such games in a 2-3-4 season, as those include four scoreless ties. Myron Witham had five in 1920, as did Sonny Grandelius in 1959 (that was the second year with the two-point conversion, which Grandelius wasn't shy about going for: the Buffs were 4-of-15). Since then, four coaches had four one-score affairs in their first season: Bill Mallory (1974), Chuck Fairbanks (1979), Gary Barnett (1999) and Dan Hawkins (2006).

**FIVE CU GAMES IN ESPN's TOP 150 ALL-TIME**

ESPN has been doing all kinds of top lists commemorating the 150th anniversary of college football, and recently came out with its listing of the top 150 games. Five Buffalo games made the list (all wins); while we might not necessarily agree as in our opinion, the "Fifth Down" game could have been bumped for the 62-36 win over Nebraska in 2001, or the 21-21 tie with Oklahoma in 1952 (the Sooners' only blemish in Big 7 play). Five out 150 is not too bad; those games:

No. 21	Ann Arbor	Sept. 24, 1994	#7 Colorado 27, #4 Michigan 26
No. 64	Miami	Jan. 1, 1991	#1 Colorado 10, #5 Notre Dame 9 (Orange Bowl)
No. 87	Columbia	Oct. 6, 1990	#2 Colorado 33, Missouri 31
No. 123	Irving	Dec. 1, 2001	#9 Colorado 39, #3 Texas 37 (Big 12 Championship)
No. 130	Boulder	Nov. 4, 1989	#2 Colorado 27, #3 Nebraska 21

Number one on the list? The true game of the century, Nov. 25, 1971, #1 Nebraska 35, #2 Oklahoma 31 in Norman, Okla.





## BUFFS LAND TRANSFER ALFANO, 247SPORTS NO. 1 RECRUIT FOR 2019

**Antonio Alfano**, the top-ranked recruit in the 2019 recruiting class by 247Sports, signed a financial aid agreement with the Buffaloes and will join the team in January, coach **Mel Tucker** announced via Twitter on November 4. A 6-4, 285-pound defensive lineman from Colonia (N.J.) High School, Alfano signed with Alabama but did not appear in any games this fall and entered the transfer portal in October. He was the top-rated defensive end in the 2019 recruiting cycle by numerous outlets and a consensus five-star prospect. He was listed as the No. 1 prospect on the Top247 and No. 5 recruit on the Rivals100 list.

"He was a very highly recruited player, and rightly so," Tucker said. "He's very dynamic and can do a lot of different things. Those recruiting battles are hot and heavy. I remember him going through the process and looking for the best place for him, and consequently he expressed interest to come to our place. He sees the vision. He knows what I'm all about and what our goals are, and he wants to have an opportunity to be successful on and off the field and so we were able to make that happen."

Alfano was ranked as the No. 1 strong-side defensive end by 247Sports and the 247Composite and was listed the No. 5 prospect on the 247Composite. Rivals ranked him the top defensive tackle prospect and the fifth-rated player nationally. ESPN tabbed him as the top defensive tackle prospect and he was the No. 86 player on the ESPN300. *PrepStar* listed him as the No. 2 defensive tackle and No. 24 player in the nation. He played in the All-American Bowl high school all-star game in San Antonio, Texas. He earned first-team all-state honors following his senior season when he recorded 76 tackles, with 28 for losses including 10 quarterback sacks, along with 10 and six forced fumbles for Colonia and coach Tom Roarty. He also played offensive line and cleared the way for an offense that generated 2,575 rushing yards.

"I was honored to be recruited by Alabama and Nick Saban and have nothing but positive things to say about them," Alfano said. "I wanted to be successful today and tomorrow and I believe what Coach Tucker is building at Colorado gives me the best opportunity to do that."

## DEFENSIVE PEARLS

**Defensive Pearls.** While the Buffaloes have taken their lumps defensively this season, there are some positives when looking deep into the numbers:

- ▶ Opponents have started **15** drives in CU territory, but have just converted those into nine scores (seven touchdowns);
- ▶ Of **36** penetrations of the CU 20 (red zone), the enemy has just **23** touchdowns (63.9 percent);
- ▶ Of the **17** turnovers forced by the Buffs, **11** have come after the opponent crossed the 50-yard line;
- ▶ Opponents have converted just twice on third down beyond 10 yards (**2-of-14**) and the Buffaloes have **17** third down sacks this season (opponents have just six).

## SACKS COMING WHEN THEY COUNT THE MOST

Colorado is 73rd in the NCAA in quarterback sacks with **22** (up from 93rd after recording five against Washington), and they are happening when they count the most: **17** have occurred on third downs. Sophomore **DE Terrence Lang** has been a terror on third downs, as he leads the team with five of the sacks; **OLB Alex Tchangam** has two-and-a-half; two others have two: **DE Mustafa Johnson**, **ILB Nate Landman** and

▶ Johnson has quietly climbed CU's all-time sack chart. With **12½** (four this year despite missing the better part of four games), he is 21st and one away from cracking the top 20. Earlier this year against Nebraska, he had Colorado's first three-sack game since **DT Leo Jackson** has a trio against Texas State in 2017 (which was the first time since **OLB Josh Hartigan** had three against Kansas State in 2010). So Johnson's effort was just the third time in 10 seasons.

## STENSTROM INTO THE RECORD BOOK

At Colorado, we do keep a lot of unique records (e.g., longest punt with non-kicking foot). **QB Blake Stenstrom** owns one of those, as when he gained 27 yards on his first collegiate rushing attempt, he set a school record for the longest first career rush by a quarterback. The old mark was 14 on two occasions (Sal Aunese vs. Stanford in Boulder, Sept. 19, 1987; Mike Moschetti vs. Colorado State in Denver, Sept. 5, 1998); it also was the second longest by any player, trailing only the 44-yard spurt that James Kidd had on a reverse at Wisconsin on Sept. 2, 1995. In fact, the longest first rush by an actual running back is only 13 yards: J.J. Flannigan vs. Oregon in Boulder (Sept. 12, 1987) and Bobby Purify vs. Kansas at Lawrence (Oct. 21, 2000). Even an offensive lineman has a longer one (23, Don Greenwood vs. Missouri at Columbia, Nov. 8, 1952).

## FUMBLE OR FUMBLE ME NOT

Hanging on to the football is one thing that the Colorado Buffaloes have done most of this decade, and they've taken it up a notch in 2019. The Buffaloes have not fumbled the ball in six games, and has just eight fumbles, and "eight" is actually a bit misleading: three have been charged to the team on bad snaps. In fact, the two that were lost were both fumbled on kickoff returns meaning just three have been charged to a player on offense. The Buffs recently set a record with four consecutive games without a fumble, which included a stretch of **446** touches (scrimmage plays, punts/placement kicks, returns, fair catches). For the year (**949** touches), that's one for every **11867** touches. The ones most likely to fumble, the running backs, have just two in **341** (rushes, receptions, returns); tailbacks have just **21** over the last seven seasons in **2,423** carries (or just one in every **115.4** attempts).

- ▶ Since the start of the 2013 season, Colorado has a total of **113** fumbles (losing **47**) — out of **7,909** touches (or 1 in for every **70.0** touches).
- ▶ CU has no fumbles in six games this season, tying the school record set in 2014 and 2017 (no fumbles in **33** of **85** games).
- ▶ CU has lost just two fumbles (both on kickoff returns); that's tied for the second fewest in the NCAA:

Team	No.-Lost	Team	No.-Lost	Team	No.-Lost
Oregon State	5-1	Appalachian State	7-2	Wake Forest	11-2
San Diego State	6-2	Colorado	8-2	Six with	3

## FEAST OR FAMINE

Colorado has allowed **58** plays of 20 yards or more this season, with 21 of those going for scores. The 58 plays have netted **2,015** yards — an average of **34.7** yards per. The other **699** plays have netted **2,916** yards, a pedestrian **4.17** yards per, with 372 of those going for four yards or less. By comparison, CU has **42** plays for 20-plus yards (11 for scores), those gaining a combined **1,293** yards (or **30.8** per). CU's remaining 748 plays have earned **3,152** yards (4.2 per).

➔ The opponent has an edge in 30-plus plays by **28-13**; those 28 plays have gained **1,301** yards for the foe, while's CU's 30-plus have netted **592**. That difference of **709** yards is a bit higher for the year between the Buffs and the enemy in total yards, which is **486**.



**FROSH SEEING ACTION**

The **14** true scholarship, first-year freshmen are the second-most to see action in a season dating back to 1984 when records are available; the most are the **15** who saw action in the 2011 season; the previous high to that season were **13** that saw the field in 2012.

➔ Including eight redshirt freshmen and two second-year freshmen (due to last year's new redshirt rule) who have seen game action this fall, **24** total "youngin's" have hit the field this year; that is 15th nationally behind Clemson 48 (35 true), North Carolina State 32 (17), Alabama 31 (21), Tennessee 31 (21), Southern California 31 (19), Purdue 30 (13), Oregon 29 (17), Penn State 28 (18), South Carolina 28 (18), TCU 28 (19), Stanford 27 (15), Iowa 26 (8), Texas A&M 25 (15), Nebraska 25 (13) and **Colorado 24 (14)**.

➔ CU has had five different freshmen start a total of **13** games; the five trail only Akron and Alabama (9), Fresno State, Massachusetts, Stanford and Tennessee (8), Arizona State, USC, Texas A&M and TCU (7), and Colorado State, Connecticut, South Carolina and UTSA (6). Four other schools have had five.

**FROSH STARTERS AT SAME POSITION**

In CU's 16-13 win over Stanford, true freshman **Tarik Lockett** subbed for an injured **Delrick Abrams**, while another true frosh, **K.J. Trujillo**, was making his fifth start of the year after being promoted into the starting role, also due to injury. It was just the fifth game in program history (and eighth time overall), the Buffaloes started a pair of true freshmen at cornerback; in 2012, **Kenneth Crawley** and **Yuri Wright** started four games (against Sacramento State, Fresno State, Washington State and Arizona). The other three positions it has occurred have been at outside linebacker, offensive guard and wide receiver (*see full list on page 427 of CU's media guide*).

➔ Trujillo, with six starts on the year, has made the most starts at cornerback by a true freshman since 2012, when Crawley made 10 starts and Wright had six; **Chidobe Awuzie** had seven starts combined between corner and nickel in 2013.

**THIRD AND SHENAULT**

Colorado has been fairly proficient on third downs this season, especially when it comes to third-and-short (third-and-four or less). The Buffaloes are **45-of-68** in such situations, which translates to a **66.2** percent conversion rate (CU is 34-of-47 on third-and-three or less, 72.3 percent, and has earned a first down 14-of-17 times on third-and-one). When CU has called a running play on third or fourth down, it has converted **43** of **61** times (**70.5** percent), with **WR Laviska Shenault** leading the way (**11-of-12**), followed by **TB Jaren Mangham** (11-of-15) and **TB Alex Fontenot** (14-of-19).

**200**

An alumni note: **PK Mason Crosby** ('06) played in his 200th game in the National Football League in Kansas City on October 27; he has now appeared in **203**, all with the Green Bay Packers. In the process, he became the second Buffalo to participate in 200 pro games, as he joined OT Stan Brock ('79) as the only Colorado alumni to play in 200; Brock was in **234** games in his career that spanned 16 seasons with New Orleans (1980-92) and San Diego (1993-95).

**NFL CAPTAINS**

Colorado is one of five schools that has at least two alumni serving as captains for their respective NFL teams:

School	NFL Players	Captains	
USC	38	4	Jurrell Casey (Tennessee), Sam Darnold (N.Y. Jets), Everson Griffin (Minnesota), Devon Kennard (Detroit)
Temple	18	3	Dion Dawkins (Buffalo), Tyler Matakevich (Pittsburgh), Tahir Whitehead (Oakland)
Kentucky	14	3	Corey Peters (Arizona), Za'Darius Smith (Green Bay), Wesley Woodyard (Tennessee)
Colorado	15	2	<b>Mason Crosby (Green Bay), Nate Solder (N.Y. Giants)</b>
Houston	15	2	Case Keenum (Washington), Elandon Roberts (New England)

**LIUFAU, MONTEZ TOP THE CHARTS IN PLAYS**

**QB Sefo Liufau** had easily been a part of the most plays (858) by the end of a sophomore year in CU history, well on his way to ranking first. He took over the all-time mark in the '16 season opener against Colorado State; then his successor comes along and records the second-most. A look at who's been a part of the most plays from scrimmage in Colorado annals (700-plus):

**TOTAL PLAYS IN A CU UNIFORM**

Rk Player (Seasons)	Rush	Pass	Total
1 Sefo Liufau (2013-16).....	368	1,383	1,751
2 Steven Montez (2016-19).....	333	1,286	1,629
3 Cody Hawkins (2007-10).....	121	1,214	1,335
4 Joel Klatt (2002-05).....	118	1,095	1,213

Rk Player (Seasons)	Rush	Pass	Total
5 Kordell Stewart (1991-94).....	302	785	1,087
6 Tyler Hansen (2008-11).....	279	872	1,051
7 Rodney Stewart (2008-11).....	2	809	811

Rk Player (Seasons)	Rush	Pass	Total
8 Mike Moschetti (1998-99).....	186	607	793
9 Steve Vogel (1981-84).....	94	688	782
10 Eric Bieniemy (1987-90).....	3	699	702

**TOUCHDOWNS TO INTERCEPTIONS**

**QB Steven Montez** has already set or tied **46** records at Colorado, and is on the verge of several others (*see page 26*), but one of the more standout ones is TD to interception ratio. He has **61** touchdown passes (one of his marks) and **32** interceptions; he is the closest for a 2-to-1 ration of any player at CU with 20 or more TD passes (**1.90-to-1**). The current record holders are **QB Kordell Stewart** (1991-94) and **QB Mike Moschetti** (1998-99); both had 33 TDs and 19 interceptions, or a ratio of **1.74-to-1**; Montez is in position to top that (he will unless he has four interceptions with no touchdowns at Utah). The record holder with a minimum of 10 TDs throws is **QB Bobby Pesavento** (2000-01), who had 11 touchdowns and four picks, or a **2.75-to-1** ratio.

**MUSIC IN HIS BLOOD:** Assistant head coach **Darrin Chiaverini** has music in his blood, though not to the extent of his father, **Eddie "Day" Chiaverini**, who played the rhythm guitar for The Lively Ones, a rock and roll band in the early 1960s. One of their songs, *Surf Rider*, made the soundtrack of the 1994 blockbuster movie, *Pulp Fiction*, playing over the opening and closing credits. You can hear it here: <https://www.youtube.com/watch?v=CXfQYRjxvc>.

**SERIES HISTORY—CU vs. UTAH**

After a 49-year dormancy, the series resumed on a permanent basis in 2011 when both schools joined the Pac-12 Conference and were placed in the same division (South); they were also designated to close the regular season against one another as well in the league's standard rivalry weekend. Colorado leads the series by a **32-30-3** count, which includes a 17-13-1 mark in Boulder, a 14-17-2 standing in Salt Lake City and a 1-0 CU edge in Denver. Despite not playing for a half-century, the 32 wins by the Buffs over the Utes are the fifth most over any Division I/FBS program, behind only Colorado State (67), Iowa State (49), Kansas State (45) and Kansas (42), and are sixth overall when including the defunct series with Colorado Mines (36).

➔ Utah leads the series, **6-2**, since it resumed (Utah leads 3-1 in Salt Lake City and 3-1 in Boulder); the first six games were all one-score affairs decided by a total of 32 points (3, 7, 7, 4, 6, 5) until the last two meetings, which have gone to the Utes by 21 and 23 points.

➔ CU coach **Mel Tucker** has never coached against Utah as an assistant; Utes' coach **Kyle Whittingham** is 6-2 against Colorado.

**SERIES DID YOU KNOW?**— Before the schools signed on as the two newest members of what is now the Pac-12 Conference, a home-and-home series was agreed upon back in 2006 to resume the rivalry, one that dates back to 1903. The two were scheduled to meet in Boulder on Sept. 22, 2011, fifty years to the day of the last meeting before they became conference mates in July 2011. The series came to a halt in the early 1960's, when schools still played 10-game schedules; Oklahoma State had joined the old Big 7, giving member schools seven league games, and the Buffs were playing an annual series with the Air Force Academy, leaving just two games a year to be filled. CU used those to leave the region and create series with schools in California, Oregon, Texas and the Midwest.

**SERIES SIGNATURE ANNIVERSARY GAME**— **80th.** On Nov. 4, 1939, Colorado and Utah were embroiled in one of their usual duels for the conference title, in this case, for the second championship of the two-year old Mountain States Conference. CU was 2-3 overall but 2-1 in league play, rebounding from a loss to Utah State with wins over Colorado A & M and Wyoming; Utah was 2-0-1, with wins over Wyoming and Brigham Young and a tie with Denver. The winner of the game that day in Salt Lake City would be in the driver's seat. Colorado had won two in a row in Salt Lake, but the Utes did not have to face their old nemesis, Byron "Whizzer" White this time around. It was Utah's homecoming, but Colorado would leave the victor with a 21-14 victory and take command of the conference. The yearbook review of the game:

*"A typical last half rally staged by Colorado saw a Utah lead overcome and the Redskins' homecoming spoiled when a pass from (Paul) McClung to (Vern) Miller, a block kick by (Lex) Quarnberg, and a floating pass from (Leo) Stasica to (Oscar) Jacobson put a C.U. victory on ice, 21-14. It was (John) Pudlik and (Harold) Saunders who rushed the Redskins' passing so quickly that the Ute pitchers did not have time to get set for possible completions. Credit, however, must be given to the entire Colorado squad for coming from behind after being headed at the half." Um, okay.*

CU went on to defeat BYU and Denver to finish with a 5-1 league record, edging the Utes, which won its final two MSC tilts, by half-a-game (4-1-1) for the crown.

**UTAH SNAPSHOT**

Utah is 10-1 (7-1 Pac-12), in sole possession of first place in the Pac-12 South, the fifth time it has won 10 or more games in a season under Kyle Whittingham (2008, 2009, 2010, 2015). For the Utes to win their second Pac-12 South title, they must beat the Buffaloes Saturday; Utah and USC can tie for the title, but the Trojans have the tiebreaker by virtue of their 30-23 win in Los Angeles back on Sept. 20.

► **QB Tyler Huntley** and **RB Zack Moss** have accounted for **78.8** percent of Utah's total offense (3,994 of 5,071 total yards) through 11 games.

► Utah's opponents have gone "three-and-out" or worse on **44** of **118** possessions this year (not including four that ended halves without the opponent trying to move the ball); it has allowed over 11 possessions just four times (with a high of 13 once).

► Utah coach **Kyle Whittingham** is the longest tenured Pac-12 coach, as he is in his 15th season in Salt Lake City, guiding the Utes to a **130-62** record during his time there (71-42 since joining the Pac-12). He owns the second-best bowl winning percentage by any coach in NCAA history at 84.6 (11-2). Named Utah head coach at the conclusion of the 2004 season, Whittingham had been with the Utes since 1994 when he started as a defensive line coach and was quickly promoted to defensive coordinator in 1995, and at various times served as the mentor for the safeties or linebackers.

**CU-UTAH BY THE NUMBERS**

Here's a look at some numbers-related trivia in the Colorado-Utah series:

- 1** The number of games in the series where both teams were ranked (2016: Colorado #9, Utah #21).
- No. 6** The highest national ranking for Utah in a game against Colorado (this year);
- No. 8** The highest national ranking for Colorado in a game against Utah (in 1961);
- 11-3** The score of the first and only baseball game between the two, a Colorado win in Boulder on May 10, 1913.
- 17-18** Colorado's record against Utah in women's basketball; CU is **11-7** against the Utes with both as members of the Pac-12;
- 23** The CU school-record number of consecutive road losses until a 17-14 Buffs win the series' resumption in 2011;
- 28-23** Colorado's record against Utah in men's basketball, with the first meeting in 1913—CU is **7-10** against the Utes as Pac-12 mates;
- 34** The number of national championships in skiing won by both schools (Colorado **20**, Utah **13**; both counts include one AIAW title);
- 49** The number of years in-between games in the series (no meetings from 1963-2010; last was in 1962 before 2011);
- 100** The length of back-to-back kickoff returns in the fourth quarter in the 2012 game (CU's Marques Mosley and matched by Utah's Reggie Dunn);
- 171** The number of individual NCAA champions the schools boast in skiing (Colorado **95**, Utah **76**; first and third respectively, all-time);
- 272** The number of professional basketball games (ABA/NBA) played between the school's local teams (**65** in the ABA from 1971-76 (Utah Stars led 40-25 regular/postseason and **207** in the NBA from 1979-present (Utah Jazz 113-71 regular season, 12-11 postseason)
- 356** The number of miles between Boulder, Colorado, and Salt Lake City, Utah (as the proverbial crow flies);
- 1,079** The difference in noted elevations (feet) between Boulder (**5,345**) and Salt Lake City (**4,266**).
- 189,005** The combined square miles of both states (Colorado **104,100**/ Utah **84,905**), ranking eighth and 11th, respectively, among the 50 states.

**COLORADO-UTAH AT-A-GLANCE / SERIES TRENDS**

Colorado leads the series by a **32-30-3** count (17-13-1 in Boulder, 14-17-2 in Salt Lake City, 1-0 in Denver); here's a game by-game look at the series (stats for the first 41 games are not available):

<b>Oct. 3, 1903</b> Colorado 22- 0 (B)	<b>Oct. 30, 1915</b> Utah 35- 3	<b>Oct. 22, 1927</b> Utah 20-13	<b>Nov. 5, 1938</b> Tie 0- 0 (B)
<b>Oct. 1, 1904</b> Colorado 33- 6	<b>Oct. 28, 1916</b> Utah 28- 0	<b>Oct. 27, 1928</b> Utah 25- 6 (B)	<b>Nov. 4, 1939</b> Colorado 21-14
<b>Nov. 4, 1905</b> Colorado 46- 5 (B)	<b>Nov. 10, 1917</b> Colorado 18- 9 (B)	<b>Oct. 19, 1929</b> Utah 40- 0	<b>Nov. 2, 1940</b> Utah 21-13 (B)
<b>Nov. 17, 1906</b> Utah 10- 0	<b>Nov. 8, 1919</b> Utah 7- 0	<b>Nov. 15, 1930</b> Utah 34- 0 (B)	<b>Nov. 1, 1941</b> Utah 46- 6
<b>Nov. 16, 1907</b> Colorado 24-10 (B)	<b>Nov. 6, 1920</b> Utah 7- 0 (B)	<b>Nov. 14, 1931</b> Utah 32- 0	<b>Nov. 7, 1942</b> Utah 13- 0 (B)
<b>Nov. 14, 1908</b> Utah 21-14	<b>Nov. 11, 1921</b> Tie 0- 0	<b>Nov. 5, 1932</b> Utah 14- 0 (B)	<b>Oct. 9, 1943</b> Colorado 35- 0 (B)
<b>Oct. 29, 1910</b> Colorado 11- 0 (B)	<b>Oct. 21, 1922</b> Utah 3- 0 (B)	<b>Nov. 11, 1933</b> Utah 13- 6	<b>Nov. 6, 1943</b> Colorado 22-19
<b>Nov. 18, 1911</b> Colorado 9- 0	<b>Nov. 17, 1923</b> Colorado 17- 7	<b>Nov. 10, 1934</b> Colorado 10- 7 (B)	<b>Oct. 14, 1944</b> Colorado 26- 0
<b>Nov. 9, 1912</b> Colorado 3- 0 (Den)	<b>Nov. 1, 1924</b> Colorado 3- 0 (B)	<b>Nov. 9, 1935</b> Colorado 14- 0	
<b>Nov. 8, 1913</b> Colorado 30-12	<b>Oct. 24, 1925</b> Utah 12- 7	<b>Nov. 7, 1936</b> Colorado 31- 7 (B)	
<b>Nov. 7, 1914</b> Colorado 33- 0 (B)	<b>Oct. 23, 1926</b> Utah 37- 3 (B)	<b>Nov. 6, 1937</b> Colorado 17- 7	

Date	Site	Result	Attend.	Rank CU UU	CU FD	Rushing att yds td	Passing a-c-i yds td	Tot Off no yds	UU FD	Rushing att yds td	Passing a-c-i yds td	Tot Off no yds	TV
Oct. 13, 1945	Boulder	W 18-13		— —	6	83 3	6- 4-0 68 0	151	13	186 2	22- 7-4 49 0	235	
Nov. 2, 1946	Salt Lake City	L 0- 7	10,575	— —	7	47 228 0	14- 1-5 11 0	61 239	9	57 298 1	19- 6-2 52 0	76 350	
Nov. 1, 1947	Boulder	L 7-13	22,000	— —	14	44 79 1	12- 6-3 110 0	56 189	8	37 119 0	16- 6-2 85 2	53 204	
Oct. 30, 1948	Salt Lake City	L 12-14	17,003	— —	15	55 182 2	12- 3-0 40 0	67 222	14	41 210 0	11- 6-0 97 2	52 307	
Oct. 29, 1949	Boulder	W 14- 7	20,103	— —	15	61 201 2	9- 3-2 59 0	70 260	11	43 222 1	7- 0-0 0 0	50 222	
Oct. 28, 1950	Salt Lake City	T 20-20	11,000	— —	11	53 183 2	14- 5-4 54 0	67 237	11	41 151 1	25-14-2 118 2	66 269	
Nov. 10, 1951	Boulder	W 54- 0	14,048	— —	23	68 452 6	12- 8-0 175 2	80 627	7	24 22 0	35-11-2 137 0	59 159	
Nov. 1, 1952	Salt Lake City	W 20-14	15,300	— —	12	44 192 1	8- 6-0 73 1	52 265	22	51 246 1	31-16-1 131 1	82 377	
Nov. 7, 1953	Boulder	W 21- 0	18,500	— —	10	47 161 2	6- 2-1 29 1	53 190	14	51 191 0	24- 9-7 58 0	75 249	
Nov. 13, 1954	Salt Lake City	W 20- 7	10,111	— —	16	55 219 2	8- 2-1 41 0	63 260	11	36 53 0	23-14-0 152 1	59 205	
Nov. 5, 1955	Boulder	W 37- 7	20,500	— —	21	58 249 1	15- 8-3 193 3	73 442	9	38 62 0	19-10-1 87 0	57 149	
Nov. 17, 1956	Salt Lake City	W 21- 7	9,773	— —	18	68 331 2	12- 6-2 64 1	80 395	12	34 174 0	21- 7-2 120 1	55 294	
Sept. 28, 1957	Boulder	W 30-24	37,000	— —	21	62 294 2	11- 6-1 137 2	73 431	17	35 82 1	26-17-2 248 2	61 330	
Nov. 15, 1958	Salt Lake City	W 7- 0	4,300	— —	2	33 62 1	0- 0-0 0 0	33 62	14	57 178 0	9- 3-0 16 0	66 194	
Nov. 11, 1961	Boulder	L 12-21	25,000	8 —	17	34 210 0	24-10-3 208 2	58 418	22	53 233 2	19-12-0 131 1	72 364	
Sept. 22, 1962	Salt Lake City (N)	L 21-37	25,878	— —	21	36 103 2	32-18-2 208 0	68 311	17	36 195 1	16-12-0 234 3	52 429	
Nov. 25, 2011	Salt Lake City	W 17-14	45,026	— —	20	30 109 1	36-22-1 264 1	66 373	15	33 89 1	25-18-0 185 1	58 274	FSN
Nov. 23, 2012	Boulder	L 35-42	46,052	— —	25	35 112 3	52-30-4 306 1	87 418	18	36 208 3	25-13-0 128 1	61 336	FX
Nov. 30, 2013	Salt Lake City	L 17-24	45,023	— —	20	25 48 0	47-24-1 273 2	72 321	21	44 155 2	33-19-1 233 1	77 388	PAC12
Nov. 29, 2014	Boulder	L 34-38	31,954	— —	18	32 116 3	31-20-1 317 1	63 433	21	35 128 1	37-25-0 311 3	72 439	PAC12
Nov. 28, 2015	Salt Lake City	L 14-20	45,823	— —	19	33 49 0	38-19-3 258 2	71 307	18	50 216 1	26-10-1 108 1	76 324	PAC12
Nov. 26, 2016	Boulder (N)	W 27-22	52,301	9 21	18	38 108 1	44-23-0 270 1	82 378	15	41 179 0	40-13-2 160 1	81 339	FOX
Nov. 25, 2017	Salt Lake City (N)	L 13-34	46,022	— —	17	35 124 2	28-14-0 195 0	63 319	29	52 310 4	24-15-0 181 0	76 491	FS-1
Nov. 17, 2018	Boulder	L 7-30	39,360	— 21	14	34 34 1	33-21-2 162 0	67 196	19	47 169 1	23-11-0 221 2	70 390	PAC12

**CU INDIVIDUAL HIGHS**

**Most Yards Rushing:** 162, Bob Stransky, Sept. 28, 1957

**Most Yards Passing:** 317, Sefo Liufau, Nov. 29, 2014

**Most Receptions:** 10, Nelson Spruce, Nov. 23, 2012

**Most Yards Receiving:** 112, Leon Mavity, Nov. 11, 1961

**PAYBACK ACCOMPLISHED**

In 1961, in what turned out to be the next-to-last meeting between the schools for a half century, CU was flying high after a 7-6 win over No. 10 Missouri, sporting a 6-0 record and No. 8 ranking with dreams bubbling about a national championship. Utah rolled into town the next Saturday (Nov. 11) and dealt the Buffs a 21-12 blow. Fast-forward to 2011: CU, with a 2-10 record, visited Salt Lake City with the chance to finally avenge that day. Utah had a lot to play for, as a win would have kept alive its hopes to win the inaugural Pac-12 South Division title. But the Buffs never trailed and would hang on for a 17-14 win, eliminating Utah from the hunt; as it turned out, had the Utes won, they would have won the division crown and had advanced to the Pac-12 title game.

**DR. JEYKLL & MR. HYDE**

Colorado had allowed 30 points in 14 straight games, and of those, there were seven games with 60 or more combined points and 10 with 50-plus points. Eleven of those were Pac-12 games where the opponent had put 30 or more on the scoreboard. But in the last two games, the defense took over to the point where the Buffaloes have been involved in two of the six lowest scoring conference games this season. A look at all **11** league game in 2019 where the teams combined for fewer than 40 points (Utah has also been involved in two):

Oct. 5 <b>24</b> OREGON 17, California 7	Nov. 8 <b>29</b> COLORADO 16, Stanford 13	Sept. 28 <b>37</b> ARIZONA 20, UCLA 17
Oct. 19 <b>24</b> UTAH 21, Arizona State 3	Nov. 23 <b>34</b> COLORADO 20, Washington 14	Oct. 19 <b>38</b> Oregon State 21, CALIFORNIA 17
Nov. 8 <b>26</b> Washington 19, OREGON STATE 7	Oct. 26 <b>35</b> UTAH 35, California 0	Sept. 7 <b>39</b> California 20, WASHINGTON 19
Sept. 21 <b>27</b> Oregon 21, STANFORD 6	Oct. 5 <b>36</b> STANFORD 23, Washington 13	

**CU FACED A QUARTERBACK MURDERER'S ROW**

During CU's five-game losing streak, the Buffaloes faced five of the nation's top quarterbacks. It actually started in conference play with a win at Arizona State before the losing streak started. A look at what they did against CU and their season stats:





Opponent	Quarterback	Att-Com-Int, Yards, TD	Rating	Rank	Att-Com-Int., Yards, TD	Rating	Score
Arizona State	Jayden Daniels	39-24-1, 345, 2 TD	147.6	17	291-181-2, 2644, 17 TD	156.4	W, 34-31
Arizona	Khalil Tate	41-31-1, 404, 3 TD	177.6	65	228-138-8, 1726, 12 TD	134.5	L, 30-35
Oregon	Justin Herbert	32-18-0, 261, 2 TD	145.4	10	352-240-5, 2966, 30	164.2	L, 3-45
Washington St.	Anthony Gordon	51-35-1, 369, 4 TD	151.4	11	585-417-14, 4920, 45 TD	162.5	L 10-41
USC	Kedon Slovis	44-30-1, 406, 4 TD	171.1	9	362-260-9, 3242, 28 TD	167.6	L, 31-35
UCLA	Dorian Thompson-Robinson	28-21-1, 226, 2 TD	159.2	61	323-193-11, 2423, 20 TD	136.4	L, 14-31





## TALE OF THE TAPE / COLORADO – UTAH

Here's a comparative look between **Colorado** and **Utah** in both general areas as well as several statistical categories through games of Nov. 23 (national rankings where applicable in parenthesis):

 <b>Colorado</b>			 <b>Utah</b>			 <b>Colorado</b>			 <b>Utah</b>		
Category						Category					
2019 Overall Record .....	5-6		10-1			Third Down Conversion Offense .....	42.9	(37)	48.5	(13)	
Last 50 Games.....	25-25		34-16			Third Down Conversion Defense.....	46.2	(119)	30.3	(14)	
Streak.....	Won 2		Won 7			Fourth Down Conversion Offense .....	61.1	(33)	55.0	(61)	
vs. AP Ranked Teams (at time of game) .....	2-1		1-0			Fourth Down Conversion Defense.....	53.8	(76)	55.6	(82)	
<i>Alumni On NFL Rosters (as of Nov. 23) .....</i>	<i>15</i>		<i>2-0</i>			Three & Outs on Defense.....	31	(--)	44	(--)	
First Downs .....	241	(52)	251	(32)		Tackles For Loss.....	4.5	(117)	5.7	(72)	
Rushing Offense .....	158.5	(68)	215.3	(23)		Tackles For Loss Allowed .....	5.3	(44)	5.6	(55)	
Average Per Rush.....	4.3		5.0			Quarterback Sacks By.....	2.0	(73)	2.2	(63)	
Passing Offense.....	245.5	(57)	245.7	(56)		Quarterback Sacks Allowed.....	1.5	(27)	1.2	(10)	
Completion Percentage.....	62.3	(48)	74.2	( 2)		Net Punting .....	40.9	(24)	38.9	(48)	
Average Per Attempt.....	7.0		10.7			Punt Returns .....	6.3	(84)	8.1	(61)	
Passing Efficiency.....	129.3	(88)	182.4	( 7)		Punt Return Yardage Defense.....	9.4	(86)	4.3	(19)	
Total Offense .....	404.1	(67)	461.0	(20)		Kickoff Returns.....	23.1	(30)	14.6	(128)	
Average Per Play.....	5.6		6.9			Kickoff Return Yardage Defense .....	20.2	(52)	20.3	(54)	
Scoring Offense .....	24.3	(99)	34.7	(24)		Penalties Per Game.....	7.3	(111)	7.5	(115)	
First Downs Allowed .....	244	(93)	151	( 2)		Penalty Yards Per Game .....	62.8	(101)	65.1	(108)	
Rushing Defense.....	148.7	(60)	55.9	( 1)		Turnovers Gained .....	17	(43)	20	(17)	
Average Per Rush .....	4.5		2.3			Turnovers Lost .....	13	(31)	11	(13)	
Passing Defense .....	299.5	(125)	187.9	(17)		Turnover Margin .....	+0.36	(36)	+0.82	(10)	
Completion Percentage.....	65.0		55.6			Interceptions .....	11	(25)	13	(12)	
Average Per Attempt.....	8.5		5.7			Red Zone Scoring Percentage (Offense) ..	78.6	(95)	83.3	(68)	
Pass Efficiency Defense .....	152.6	(118)	105.1	( 4)		Red Zone Scoring Percentage (Defense) ..	81.6	(49)	68.4	( 7)	
Total Defense.....	448.3	(106)	243.8	( 3)		Time of Possession .....	30:54	(44)	35:03	( 2)	
Average Per Play .....	6.5		4.2			Strength of Record (ESPN Power Index) .....	66		12		
Scoring Defense .....	30.6	(87)	10.9	( 4)		Schedule Strength (USA Today/Sagarin) .....	25		51		

## IN COLORADO BUFFALO HISTORY: NOVEMBER 30

Colorado is **5-3** all-time on **November 30**, with all the games taking place prior to America's involvement in World War II. Here's a brief look at the games played on the date, on which Lucille Ball married Desi Arnaz in Greenwich, Conn. (1940); Michael Jackson's *Thriller* album was released world-wide (1982); and in 1996, fans mourned the death of "Tiptoe Through The Tulips" singer, Tiny Tim: **1894**—Colorado capped its best season to date in history with an 18-0 win over Colorado Mines, completing an 8-1 season under first-year coach Harry Heller. **1899**—An 11-6 loss at the Denver Athletic Club ended the Silver & Gold's season with a 7-2 mark. **1905**—CU smokes Haskell like a Thanksgiving turkey, winning 39-0 in Denver ... on turkey day. **1911**—CU tops Mines in Denver, 11-0, to complete a third straight 6-0 season. **1916**—The then-Colorado A&M Aggies ventured south to Boulder and left with a 32-14 win. **1933**—A 14-7 conquest of Denver on Thanksgiving Day at Denver University Stadium completed a 7-2 season, CU's last before adopting "Buffaloes" as the official school nickname the following season. The game was played before the largest crowd to ever attend a sporting event in Colorado — some 25,000 --- breaking the old mark of 19,328 set at the 1930 CU-DU game. The first score of the game was described as such in CU's yearbook: *"The first touchdown was scored on a sensational play only five minutes after the beginning of the game. Jim Counter whirled around his own right end for 11 yards, placing the ball on the D.U. 40. On the next play Counter faded back and seemed to toss the ball into space, but far across the field Frankie McGlone leaped high into the air, caught the leather, and dashed across the goal without being touched. This sleeper play astounded everyone in the stadium because of its perfect execution."* But then no mention of the game's other two scores. Do'h! **1939**—The Buffs again top DU, this time in Boulder, with the 27-17 win capping a 5-3 year, with all five wins at the tail end of the year. All the yearbook had was this: *"Thanksgiving Day in the Championship contest, which proved to be the most brilliantly played game of the year, (Leo) Stasica & Co. passed and galloped their way to the title by virtue of their 27-17 humbling of Tramway Teck."* So, DU must have had that nickname, complete with tech with a "K." **2013**—CU played on the last day of turkey month for the first time in 74 years, battling Utah to the end before falling, 24-17. Utah led 21-0 at halftime but the Buffs came back to win the second half (17-3). Sefo Liufau threw for 241 yards and two touchdowns (caught by Nelson Spruce and Scott Fernandez).

**NOVEMBER 30 COLORADO MVP: Frank McGlone, 1933** (see above).

## THIS WEEK'S HISTORICAL NOTE / 1963

Friday, Nov. 22, 1963 will live forever in American history with the assassination of President **John F. Kennedy** in Dallas. CU was set to play at Air Force the next day, but the game was postponed — believed to be the first time for a Colorado game (who knows what happened in 1897?). A few games were played, notably Oklahoma at Nebraska (the Cornhuskers won, 29-20, to win the Big 8 title), with a sprinkling of others going on, mostly in the south. All seven NFL games on that Sunday were played; the AFL postponed its four games. The CU-AFA game was rescheduled for December 7, the latest regular season game for the Buffaloes since 1918 against Colorado College (and 8-7 loss in Boulder), and only matched since by the 2002 Big 12 championship game against Oklahoma in Houston (OU won that one, 29-7). Air Force won the game, 17-14, in a defensive battle where both teams combined for just 28 first downs and 505 total yards.

**IN THE ZONE:** In CU's last 14 season openers (2006-19), the Buffaloes are 42-of-46 in the red zone (28 TDs, 14 FGs), including 36-of-38 against Colorado State (and one of the four misses was at Hawai'i in 2015 in a controversial ending when the Mountain West officials botched setting the ball as time ran out (CU was 2-of-4 in that game).

**LAST TIME: UTAH 30, COLORADO 7****(NOVEMBER 17, 2018)****FOLSOM FIELD, BOULDER**

BOULDER — No. 21 Utah scored 23 points in the second half to run away from Colorado in dealing the Buffaloes their sixth straight loss, 30-7.

The game, played in cold, snowy conditions — a rarity for contests at Folsom Field — marked CU's 500th contest at the venerable stadium.

The Buffs scored first for the sixth straight time, but as has been the case throughout their losing streak, could not maintain that momentum. The Utes quickly tied the game to send it into halftime knotted up at 7-7, then wore down Colorado's defense after halftime, adding 23 points to their total after intermission.

It was CU's sixth straight loss while scoring first, coming on the heels of a pair of Pac-12 wins when the opponent scored first.

CU's offense continued its recent struggles against one of the Pac-12's best defensive teams. The Buffs crossed midfield just three times in 15 possessions, and only once in the second half, long after the game had been decided. Colorado finished with 196 yards total offense (162 passing, 34 rushing), CU's lowest total since managing 174 against Washington State in a 28-0 loss in 2017.

Both teams struggled to find their footing early in the difficult conditions before Colorado finally put together a seven-play, 70-yard scoring drive for a 7-0 lead. Quarterback Steven Montez had a 14-yard pass to Juwann Winfree on the drive, along with a 14-yard completion to Laviska Shenault Jr. Travon McMillian capped the march with a 13-yard scoring run and James Stefanou's PAT gave Colorado a 7-0 lead with 2:04 left in the first quarter.

The Utes finally answered in the second quarter, going 80 yards in four plays. Jason Shelley threw 61 yards to Jaylen Dixon on the first play, and three plays Shelley found Samson Nacua with a 10-yard scoring pass to tie the game.

Neither team mounted another serious threat the rest of the half to leave the score tied at 7-7 at intermission.

The Utes then methodically put the game away in the third quarter, putting 17 points on the board before adding six more in the final period.

Utah manufactured a drive for a field goal on its first possession of the half, using up 5:29 to go 63 yards for a 33-yard field goal and 10-7 lead. On their next possession, the Utes needed just two plays to travel 59 yards to the end zone, getting a 47-yard touchdown pass from Shelley to Dixon for the score and 17-7 edge.

Colorado's offense, meanwhile, couldn't muster a threat. Colorado quarterback Steven Montez, who limped off the field late in the third quarter with a leg injury, was 13-for-22 for a season-low 84 yards and one interception. Backups Sam Noyer and Tyler Lytle completed eight of 11 attempts for 78 yards, with Lytle throwing an interception.

Following Utah's first touchdown in the third quarter, the Buffs went three and out and Utah responded with another touchdown to put the game away. Shelley directed a seven-play, 53-yard scoring drive that included two 19-yard completions to set up a 1-yard Armand Shyne touchdown run and a 24-7 lead with 50 seconds left in the third quarter.

The Utes then added two more field goals in the fourth quarter, taking advantage of a short field following a failed CU fake punt, then converting a CU fumble into another score.

The game proved to be Mike MacIntyre's last as head coach of the Buffaloes. One day later, Athletic Director Rick George announced that MacIntyre was being relieved of his duties and named quarterbacks coach Kurt Roper as the interim head coach.

Utah.....	0	7	17	6	—	30
COLORADO .....	7	0	0	0	—	7

SCORING	Score	Time	Qtr
COLORADO — McMillian 13 run (Stefanou kick)	7- 0	2:04	1Q
Utah — Nacua 10 pass from Shelley (Gay kick)	7- 7	9:54	2Q
Utah — Gay 33 FG	7-10	7:37	3Q
Utah — Dixon 47 pass from Shelley (Gay kick)	7-17	4:57	3Q
Utah — Shyne 1 run (Gay kick)	7-24	0:50	3Q
Utah — Gay 31 FG	7-27	12:43	4Q
Utah — Gay 51 FG	7-30	8:09	4Q

Attendance: 39,360 Time: 3:05

Weather (28°/19° WC): light snow and fog, 93% humidity, 9 mph winds from the west

TEAM STATISTICS	COLORADO	UTAH
First Downs.....	14	19
Third Down Efficiency (Fourth).....	4-15 (1-3)	5-16 (0-0)
Rushes—Net Yards .....	34-34	47-169
Passing Yards .....	162	221
Passes (Att-Comp-Int).....	33-21-2	23-11-0
Total Offense.....	196	390
Return Yards .....	1	37
Punts: No-Average.....	7-34.6	7-37.6
Fumbles: No-Lost.....	4-1	2-0
Penalties/Yards .....	4/38	5/64
Quarterback Sacks—Yards .....	1-6	6-38
Time of Possession .....	29:11	30:49
Drives/Average Field Position .....	15/C28	14/U34
Red Zone: Scores-Attempts (Points) .....	1-1 (7)	4-4 (20)

**INDIVIDUAL STATISTICS**

**Rushing—Colorado:** McMillian 13-41, Lee 2-9, Evans 4-2, Russell 1-0, Shenault 1-0, Montez 7-minus 2, Lytle 4-minus 14, Team 2-minus 2. **Utah:** Shyne 17-55, Green 9-43, Covey 4-35, Shelley 9-29, Brumfield 4-7, Woodward 1-3, Lisk 1-minus 1, Wood 2-minus 2.

**Passing—Colorado:** Montez 22-13-1, 84, 0 td; Lytle 5-4-1, 55, 0 td; Noyer 6-4-0, 23, 0 td. **Utah:** Shelley 23-11-0, 221, 2 td.

**Receiving—Colorado:** Shenault 9-64, Winfree 3-54, Nixon 3-19, Ento 2-10, MacIntyre 2-8, McMillian 2-7. **Utah:** Dixon 4-125, Fotheringham 2-37, Covey 1-19, Mariner 1-15, Nacua 1-10, Simpkins 1-8, Brumfield 1-7.

**Punting—Colorado:** Kinney 7-41.3 (48 long, 3 In20). **Utah:** Wishnowsky 6-38.8 (50 long, 2 In20); Team 1-30.0.

**Punt Returns—Colorado:** R.Blackmon 2-1. **Utah:** Covey 4-11. **Kickoff Returns—Colorado:** Evans 1-18, R.Blackmon 1-5. **Utah:** Covey 2-29.

**Tackle Leaders—Colorado:** Landman 11,8—19, Gamboa 4,6—10; Taylor 6,3—9; Udoffia 5,0—5; Rakestraw 4,1—5; Johnson 3,1—4; Wells 3,1—4; Antwine 2,1—3; Tuiloma 2,1—3; Edwards 1,2—3; Wigley 2,0—2; Fisher 1,1—2. **Utah:** Bernard 8,2—10; Barton 6,2—8; Anae 4,1—5; Tupai 4,1—5; Lloyd 1,3—4; Ballard 3,0—3; four with 2,0—2.

**Quarterback Sacks—Colorado:** Landman 1-6. **Utah:** Fotu 1-6, Anae 1-5, Barton 1-5, Tupai 1-5, Tonga 1-4, Team 1-13.

**Interceptions—Colorado:** None. **Utah:** Johnson 1-21, Blair 1-0. **Passes Broken Up—Colorado:** Fisher, Gamboa, Udoffia. **Utah:** Heninger, Pututau.

**GAME NOTES**

This was just the second “milestone” game CU lost at Folsom Field; it also lost game 200 (9-6 to New Mexico), but won games **1, 50, 100, 250, 300** and **400** ... No Ralphie: for the third time in her 11-year career, **Ralphie V** did not run due to the slick conditions (also 2017 vs. Washington and 2015 vs. Oregon, both times due to rain) ... Snow started falling at Folsom Field at **8:07 a.m.** and snowed throughout the game ... The **28** degree temperature at kickoff tied the 15th coldest for a game in CU history (tie-10th at home) ... Colorado fell to **18-10-1** in its history when it has been 32 degrees or colder at kickoff ... CU won the coin toss for the sixth straight game (8-3) this season ... Utah has now won two in a row in the series to pull to within 32-30-3 (includes owning a 5-2 edge since both schools joined the Pac-12 in 2011) ... The last game for the Buffs where both teams had just one score in the first half was on Oct. 22, 2016, when the Buffs led 7-3 at Stanford ... **S Kyle Trego** made his first career start ... The first half was largely played on the team's respective sides of the field (only 18 of 68 plays in plus territory) ... **P Alex Kinney** punted for the first time since the Nebraska game, as he missed eight games with a broken collarbone; he can appear in up to four games and still take 2018 as a redshirt year with the new NCAA rule this season ... The tickets sold count for the game was 39,360 (scanned total was 16,227); the final attendance numbers for the season were 274,852 (an average of 45,808.7 per six home games) ... Utah clinched its first Pac-12 South Division title with the win (6-3 conference record), as when later in the evening when Arizona State lost at Oregon it guaranteed the Utes sole possession of first place.

**2019 SEASON HONORS****BUFFALOES ON NATIONAL AWARD LISTS***(Watch Lists/Official Nominations)*

**Chuck Bednarik Award** (top defensive player): **DE Mustafa Johnson & ILB Nate Landman** (two of 80 players on official watch list)  
**Biletnikoff Award** (nation's top receiver regardless of position): **WR Laviska Shenault** (one of 50 players on official watch list)  
**Burlsworth Trophy** (nation's top one-time walk-on performer): **SN J.T. Bale** (one of 83 nominations)  
**William Campbell Trophy** (the "Academic Heisman"): **S Lucas Cooper** (one of 185 semifinalists)  
**CoSIDA/Mayo Clinic Comeback Player of the Year** (overcoming adversity, injury or illness): **P Alex Kinney** (CU's official nomination)  
**Dick Butkus Award** (top linebacker): **ILB Nate Landman & OLB Davion Taylor** (two of 51 players on official watch list)  
**Maxwell Award** (national player of the year): **QB Steven Montez** and **WR Laviska Shenault** (two of 80 players on official watch list)  
**Earl Campbell Tyler Rose Award** (outstanding offensive player with ties to state of Texas): **QB Steven Montez & WR Laviska Shenault** (two of 42 on official watch list)  
**Ray Guy Award** (top punter): **P Alex Kinney** (one of 82 players on final watch list)  
**Ted Hendricks Award** (top defensive end): **DE Mustafa Johnson** (one of 43 players on official watch list)  
**Paul Hornung Award** (most versatile player): **WR Laviska Shenault** (one of 44 players on official watch list)  
**Patrick Mannelly Award** (top long snapper): **SN J.T. Bale** (one of 25 players on official watch list)  
**Manning Award** (top quarterback in the nation, including postseason): **QB Steven Montez** (one of 30 players on official watch list)  
**Bronko Nagurski Trophy** (top defensive player): **DE Mustafa Johnson & ILB Nate Landman** (two of 92 players on official watch list)  
**Davey O'Brien Award** (nation's best quarterback): **QB Steven Montez** (one of 30 players on official watch list)  
**Polynesian Player of the Year** (nation's top player with Polynesian roots): **DT Jalen Sami** (one of 63 players on the official watch list)  
**Rimington Award** (nation's top center): **C Tim Lynott, Jr.** (one of 80 players on the official watch list)  
**Johnny Unitas Golden Arm Award** (nation's top senior or fourth-year quarterback): **QB Steven Montez** (one of 20 finalists)  
**Freshman All-America Candidates** (selected by the FWAA): **ILB Mark Perry, WR Dimitri Stanley**

**ARROW CU ATHLETES-OF-THE-WEEK**

**TB ALEX FONTENOT** (Aug. 26-Sept. 1, vs. Colorado State: 19-125, 3 TD rushing)  
**WR K.D. NIXON** (Sept. 2-8, vs. Nebraska: 6-148, 1 TD, 2 FDE receiving; caught a school record 96-yard TD pass from Steven Montez)  
**WR LAVISKA SHENAUT** (Sept. 9-15, vs. Air Force: 8-124, 1 TD receiving; 3-25, 1 TD rushing)  
**WR TONY BROWN** (Sept. 16-22, vs. Arizona State: 9-150, 3 TD, 6 FDE receiving; tied the school record for receiving TDs in a game)  
**PK EVAN PRICE** (Nov. 4-10, vs. Stanford: 3-3 FG (34, 23 & 37 yards), 1-1 PAT, 10 points; kicked game winning FG as time expired)

**PAC-12 PLAYER OF THE WEEK (six selected weekly)**

**DE MUSTAFA JOHNSON** (Sept. 7, Defensive Lineman vs. Nebraska: 6,2—8 TT, 3-21 QBS, FF, QBH; all sacks on 3rd Down, one led to CU FG, another to NU FG miss)  
**OT ARLINGTON HAMBRIGHT** (Nov. 9, Offensive Lineman vs. Stanford: graded out to a season-best 88.7 percent. 8 knockdowns, 1 TD block, CU 4,5 per rush)  
**PK EVAN PRICE** (Nov. 9, Special Teams vs. Stanford: 3-3 FG (34, 23 & 37 yards), 1-1 PAT, 10 points; kicked game winning FG as time expired)  
**P ALEX KINNEY** (Nov. 23, Special Teams vs. Washington: 4-45.8 average, 3 In20 (3 In15, 2 In10, one at the W1; long of 62)

**NFF/COLORADO CHAPTER STATE OF COLORADO PLAYER OF THE WEEK**

**TB ALEX FONTENOT** (Aug. 30, vs. Colorado State: 19-125, 3 TD rushing)  
**WR K.D. NIXON** (Sept. 7, vs. Nebraska: 6-148, 1 TD, 2 FDE receiving; caught a school record 96-yard TD pass from Steven Montez)  
**PK EVAN PRICE** (Nov. 4-10, vs. Stanford: 3-3 FG (34, 23 & 37 yards), 1-1 PAT, 10 points; kicked game winning FG as time expired)

**RAY GUY AWARD / RAY'S EIGHT OF THE WEEK**

**P ALEX KINNEY** (Sept. 7 vs. Nebraska: 6-45.2 avg. (45.2 net avg.), 60 long; 5 In20, 3 In15, 2 In10, 1 In5)  
**P ALEX KINNEY** (Oct. 5 vs. Arizona: 5-46.8 avg. (46.4 net avg.), 63 long; 3 In20, 3 In15, 3 In10, 1 In5)

**COLLEGESPORTSMADNESS.COM PAC-12 PLAYER OF THE WEEK**

**S DAVION TAYLOR** (Nov. 9, Defensive vs. Stanford: 6,2—8 TT; 2 TFL, 2 3DS, PBU)

**SUGAR BOWL / MANNING AWARD EIGHT STARS OF THE WEEK (\*—denotes selection as Manning Award Quarterback of the Week)**

**QB STEVEN MONTEZ** (Sept. 21, at Arizona State: 30-23-0, 337, 3 TD passing, 204.0 rating; 2-10 rushing; 15 FDE)

**EARL CAMPBELL ROSE TYLER ROSE AWARD**

**TB ALEX FONTENOT** (honorable mention: Aug. 30, vs. Colorado State: 19-125, 3 TD rushing)  
**QB STEVEN MONTEZ** (honorable mention: Sept. 7 vs. Nebraska: 41-28-1, 375, 2 TD, 13 FDE passing; threw a school record 96-yard TD pass to K.D. Nixon)  
**QB STEVEN MONTEZ** (honorable mention: Sept. 21, at Arizona State: 30-23-0, 337, 3 TD passing, 204.0 rating; 2-10 rushing; 15 FDE)  
**WR LAVISKA SHENAUT** (honorable mention: Oct. 25, vs. Southern California: 9-172, 1 TD receiving; 1-17 rushing; 6 FDE)  
**TB ALEX FONTENOT** (honorable mention: Nov. 23, vs. Washington: 24-105, 1 TD, 7 FDE rushing)

**CU STUDENT-ATHLETE-OF-THE-MONTH (self-advocacy, dedication, work ethic)**

**ILB AKIL JONES** (July 2019; Ethnic Studies major)  
**OLB ALEX TCHANGAM** (September 2019; Ethnic Studies major)  
**TB JAREK BROUSSARD** (October 2019; Ethnic Studies major)

**NFF / COLLEGE FOOTBALL HALL OF FAME TEAM OF EXCELLENCE (board members who played college football who have excelled in life)**

**RICK GEORGE** (athletic director)

**BUFFALO HEART AWARD** (selected by the "fans behind the bench"): **OG Tim Lynott, Jr.**



**BACK-TO-BACK (AND THIS YEAR: -TO BACK) RIVALS FOR OPENERS?**

When Colorado opened with Colorado State and Nebraska last year, it was just the 13th time a school opened with back-to-back traditional rivals since the advent of 11 game regular seasons schedules beginning in 1971; and of the previous 12 time, only five schools did it (Boise State, Georgia, Illinois, New Mexico State and Temple). Fast-forward to 2019, and the Buffaloes are opening with three traditional rivals: Colorado State in Denver, Nebraska in Boulder and Air Force in Boulder. The Buffaloes and Falcons will meet at Folsom Field this Saturday – the first meeting between the schools since 1974; this be just the second time CSU and AFA appear on the schedule in the same year, along with 1958. After that season, the series with CSU went dormant for 25 years while Air Force appeared every year except one between 1958 and 1974.

School	Year	Week 1	Result	Week 2	Result	School	Year	Week 1	Result	Week 2	Result
Illinois	1975	at Iowa	W, 27-12	Missouri	L, 20-30	Boise State	2003	Idaho State	W, 62-0	at Idaho	W, 24-10
Illinois	1976	Iowa	W, 24-6	at Missouri	W, 31-6	Temple	2009	Villanova	L, 24-27	at Penn State	L, 6-31
Illinois	1984	Northwestern	W, 24-16	Missouri	W, 30-24	Georgia	2013	at Clemson	L, 35-38	South Carolina	W, 41-30
Georgia	1992	at South Carolina	W, 28-6	Tennessee	L, 31-34	Georgia	2014	Clemson	W, 45-21	at South Carolina	L, 35-38
Georgia	1993	South Carolina	L, 21-23	at Tennessee	L, 6-38	N. Mexico St.	2016	at Texas-El Paso	L, 22-38	New Mexico	W, 32-31
Georgia	1994	at South Carolina	W, 24-21	Tennessee	L, 23-41	Colorado	2018	Colorado State	W, 45-13	at Nebraska	W, 33-28
Georgia	1995	South Carolina	W, 42-23	at Tennessee	L, 27-30	Colorado	2019	Colorado State	W, 52-31	Nebraska (OT)	W, 34-31

- Colorado has played Colorado State (91), Nebraska (71) and Air Force (17) a combined **179** times; the remaining nine schools on CU's schedule in 2019 have combined to play the Buffaloes **167** times (and 65 of those by CU's other top 20th century rival, Utah).

**ONU MADE HIS MARK FAST**

Graduate transfer (from SMU) **S Mikial Onu** made his mark pretty quick as a Buffalo this season. He has four interceptions on the year, topping **ILB Nate Landman's** team-high of two in 2018 and **S Evan Worthington's** CU-best of three in 2017 (**S Tedric Thompson** had seven in 2016).

- He has created six (of CU's opponent 16) turnovers, with four picks and two forced fumbles. The CU season record for most turnovers created is nine, held by two school Hall-of-Famers, **Dick Anderson** in 1967 and **John Stearns**, in 1972. Anderson had seven interceptions and two forced fumbles, while Stearns had six picks and three forced fumbles.
- Onu also racked up 12 tackles in the overtime loss to Air Force (10 of which we solo stops); he is second overall on the team with **62** (45 solo).

**FAMILY TIES**

The University of Colorado has two sets of brothers: **PK/P Davis** and **PK Evan Price**, and **WR Laviska** and **WR Vontae Shenault**. Two Buffs have fathers who played for CU, **WR Curtis Chiverini** (Darrin, CU's assistant head coach, 1995-98) and **WR Dimitri Stanley** (Walter, 1980-81). **DB Uryan Hudson's** uncle is Chris Hudson (the 1994 Thorpe Award winner), while **TE Brady Russell's** uncle is Matt Russell (the 1996 Butkus Award recipient).

- **Father-Son Scoring.** When **WR Dimitri Stanley** scored the first touchdown (and points) of his career with his 13-yard TD reception in the fourth quarter, he joined his father Walter ('81) as the fourth father-son duo to score points for the Buffs (the list; year is the last season on the Buffs):

<b>Father:</b> Larry Brunson, 1971 (3 TDs)	<b>Son:</b> Matt Brunson, 2001 (2 TDs)
<b>Father:</b> Marc Walters, 1986 (2 TDs)	<b>Son:</b> Ryan Walters, 2006 (1 TD)
<b>Father:</b> Dick Anderson, 1967 (2 PATs)	<b>Son:</b> Blake Anderson, 1994 (1 TD)
<b>Father:</b> Walter Stanley, 1981 (5 TDs)	<b>Son:</b> Dimitri Stanley, 2019 (2 TDs)

**THE CUPBOARD MAY NOT BE BARE, BUT ...**

This year's University of Colorado team entered the season with players on the roster just making **179** previous career starts – the fewest in program history since the advent of 11-game regular seasons in 1971. There were no players who had career starts at either running back or defensive tackle; **110** of the starts were are offense. Here are the returning number of starts by position, and the number of players making those (\*—11 made at a previous CB position):

<b>56</b> Offensive Line (4)	<b>18</b> Outside Linebacker (3)	<b>13</b> Defensive End (2)	<b>0</b> Defensive Tackle
<b>27</b> Quarterback (1)	<b>14</b> *Safety (2)	<b>12</b> Inside Linebacker (1)	<b>0</b> Running Back
<b>24</b> Wide Receiver (4)	<b>13</b> Cornerback (3)	<b>3</b> Tight End (1)	

**SWEET SIXTEEN**

Colorado, which did not play an FCS team until 2006, is one of 16 schools in 2019 who will play strictly FBS teams over the course of the entire season. The Big Ten Conference has 11 of those 16, as it came out with a mandatory rule a few years back to eliminate those teams from their future schedules. CU is joined by USC, Stanford and UCLA in the Pac-12 (Texas is the 16th). Only three FCS schools appear on future CU schedules: Northern Colorado (2021), North Dakota State (2024) and Colgate (2027).

This is the fourth time that the Buffs and Broncos have first-year head coaches in the same season. In 1962, **Bud Davis** took over the CU program while Jack Faulkner did so for the Broncos; in 1995, **Rick Neuheisel** (CU) and **Mike Shanahan** (Denver) were named the top man; and in 2011, **Jon Embree** (CU) and **John Fox** (Broncos) took over the reins of their respective teams.



## CAREER CHART WATCH

Here's where several Buffaloes rank on some of CU's all-time 11 games into the 2019 season (*Note: Colorado does not count bowl stats into career totals to protect past history, thus career numbers for players past and present will differ from NCAA*):

- ⇒ **TB BEAU BISHARAT** is fifth in special team tackles (**37**) and is second in special team points (**94**).
- ⇒ **WR TONY BROWN** is 27th in receptions (**87**) and is 32nd in receiving yards (**1,031**).
- ⇒ **TB ALEX FONTENOT** is 61st in rushing yards (**868**).
- ⇒ **P ALEX KINNEY** is second in punts inside-the-20 (**94**) and 11th in career average (**41.85**).
- ⇒ **ILB NATE LANDMAN** is tied for 26th in total tackles (**267**), is 25th in unassisted tackles (**176**), is tied for 32nd in tackles for loss (**24**) and tied for 10th in third down stops (**33**).
- ⇒ **TB JAREN MANGHAM** is 104th in rushing yards (**441**).
- ⇒ **QB STEVEN MONTEZ** is second in passing yards (**9,492**), is second in pass attempts (**1,286**), is second in completions (**803**), is first in touchdown passes (**61**), is 55th in rushing yards (**981**), is sixth in true rushing yards by a quarterback (**1,545**) and is second in total offense (**10,473**).
- ⇒ **DE MUSTAFA JOHNSON** is 21st in quarterback sacks (**12½**) and is 34th in tackles for loss (**22**).
- ⇒ **WR K.D. NIXON** is tied for 25th in receptions (**88**) and is 24th in receiving yards (**1,116**).
- ⇒ **WR LAVISKA SHENAULT** is eighth in receptions (**145**), is 11th in receiving yards (**1,900**), is 37th in all-purpose yards (**2,264**), is 28th in yards from scrimmage (**2,155**) and is tied for 45th in scoring (**108** points).
- ⇒ **PK JAMES STEFANO** is ninth in overall scoring and is fourth in kick-scoring (**194** points) and is fifth in field goals made (**34**).

## AROUND THE NATION

Colorado has traditionally stocked its rosters primarily with players from three states: Colorado, California and Texas (**74.1** percent of the entire roster—active and inactive—as of Sept. 3: **83** of **112** players). The roll call of state producers for the Buffaloes: California **38**, Colorado **27**, Texas **18**, Florida **3**, Georgia **3**, Michigan **3**, Alabama **2**, Illinois **2**, Mississippi **2**, Oregon **2**, Washington **2**, Arizona **1**, Indiana **1**, Louisiana **1**, South Carolina **1**, Virginia **1**. That's **16** states total along with **AMERICAN SAMOA (2)**, **AUSTRALIA (1)** and **AUSTRIA (1)** that has produced the make-up of this year's team.

➔ **AROUND THE WORLD:** Eight Buffaloes were born outside of the United States: **WR Daniel Arias** (Santa Domingo, D.R.), **OLB Joshka Gustav** (Germany), **ILB Nate Landman** (Zimbabwe), **OL Va'atofu Sauvao** (American Samoa), **OL Valentin Senn** (Austria), **PK James Stefanou** (Australia) and **OLB Alex Tchangan** (Cameroon). TE coach **Al Pupunu** was also born overseas (Tonga).

➔ **BY CLASS:** 3 graduate transfers; 15 seniors (8 fifth-year), 20 juniors, 30 sophomores, 45 freshmen (16 redshirt/3 2nd-year/26 true).

## AND THE J'S HAVE IT

Statistics show that more first names in the United States begin with the letter "J," followed by M, S, D and C. The Buffaloes take that to the extreme: on the 2019 Colorado roster, over 20 percent on the team has first names that begin with J: **23** players overall who go by **20** different J names. The list:

<b>Jake (2)</b>	<b>James (2)</b>	<b>Jack</b>	<b>Janaz</b>	<b>Jarek</b>	<b>Jash</b>	<b>Jaylon</b>	<b>Joe</b>	<b>John</b>	<b>Joshka</b>
<b>Jalen (2)</b>	<b>J.T.</b>	<b>Jamar</b>	<b>Jared</b>	<b>Jaren</b>	<b>Jayden</b>	<b>Jeremiah</b>	<b>Jonathan</b>	<b>Josh</b>	<b>Joshua</b>

## APOLLO MOON PROGRAM TRIVIA



America celebrated the 50th anniversary of Apollo 11 and man stepping foot on the moon on July 20, 1969, a reminder that one of the three men who traveled the furthest away from Earth (due to where the Moon was located during their mission) was a Colorado Buffalo. **Jack Swigert**, a '53 CU graduate, lettered from 1950-52 at guard (teammates included Tom Brookshier and Carroll Hardy). He was the command module pilot for the ill-fated **Apollo 13**, the mission dubbed a "successful failure" as the ship made it back to Earth after orbiting the moon despite an oxygen tank explosion in April 1971. Swigert's fellow astronauts were **Jim Lovell (L.)** and **Fred Haise (r.)**; he was played by actor Kevin Bacon in the 1995 movie *Apollo 13* depicting the journey; with Hollywood often taking liberties, it was Swigert who said the famous line, "Houston, we've had a problem," not Tom Hanks delivering it as Lovell. The three men flew **248,655** miles away from Earth, the furthest distance ever recorded by humans, putting their round trip mileage at 497,310 miles. (*Swigert, who died in 1982 just after being elected to Congress from Colorado, wasn't even supposed to be on that mission; he replaced Ken Mattingly 48 hours prior when Mattingly was exposed to the measles and was removed from the flight.*)

## "FREAK" LIST

For the past 16 years, college football analyst **Bruce Feldman** has put out a list in the summers on the biggest Freaks in college football. The list "showcases guys who generate buzz inside their programs by displaying the type of rare physical abilities that wow even those folks who are used to observing gifted athletes every day." The list is compiled with the help of many coaches, players and SIDs from around the nation. He had **S/OLB Davion Taylor** listed No. 22 on his 2018 compilation; Feldman's synopsis on Taylor:

**No. 22 Taylor:** "The Buffaloes amped up the speed of their defense quite a bit when they landed Taylor over the winter, the No. 1 outside linebacker junior college prospect (and No. 8 overall JUCO prospect) in the country. He completed spring football in February and March and went right to the track, where he raced in the 100 and 200 meters and was on the 4x100 relay team. The 6-3, 220-pounder was CU's fastest sprinter, and he finished sixth in the 100 at the Pac-12 Championships. His top 100 time this year was 10.51 in the prelims of the Pac-12s."

**SACK DOMESTIC VIOLENCE.** CU Athletics and its multimedia rightsholder, Buffalo Sports Properties, have partnered with Burnham Law to "Stop Domestic Violence" this football season. For each defensive "three and out" or "fourth down stop" that the Buffs record, Burnham Law will donate \$100 to benefit locally based SPAN (Safehouse Progressive Alliance for Nonviolence) and the CU Boulder Office of Victim Assistance (OVA), two organizations that support survivors, raise awareness around domestic violence and reduce violence in Boulder and surrounding communities.



## COLLEGE FOOTBALL CELEBRATING 150TH ANNIVERSARY

College football is celebrating the **150th anniversary** of the first-ever college game, played on November 6, 1869. It's in the books at Rutgers 6, Princeton 4, but Princeton was actually known then as the College of New Jersey Tigers; Rutgers at the time were the Queensmen before adopting the Scarlet Knights as its nickname. The game was played primarily with rules closer to rugby, and few probably know that a week later on November 13, the College of New Jersey avenged the loss with an 8-0 win. Meanwhile, nearly 1,800 miles to the west, the University of Colorado was seven years away from being formed, and CU did not start playing football until 1890. Boulder looked like, well, the picture to the right. The Buffaloes are wearing a 150 decal on their helmets this season.



➔ **THE 150 LOGO** (on front page): CU is one of several schools incorporating the 150 as the stencil for the 50-yard line; the Buffs are joined by BYU, Clemson, Connecticut, Duke, Florida State, Georgia Tech, N.C. State, Pitt and Syracuse. The Sugar Bowl and College Football Playoff games will use it as well.

## NOYER MOVES TO D, MAYBE ANOTHER HALE IRWIN?

Since the end of the Platoon Era (pre-1965), there have been very few occasions where players who lettered at quarterback, made the switch to another position and then earned a letter at their new spot. **Sam Noyer** moved from quarterback to safety on August 19 and is anxious to make an impact on the other side of the ball. The most famous switch in CU history happened in the third game of the '69 season, when **Bobby Anderson** moved from quarterback to tailback and would go on to earn first-team All-American honors. **Charles Davis** ('78-81) bounced around between quarterback, halfback and fullback over the course of his career while lettering four times; **Ayyub Abdul-Rahmaan** earned a letter at quarterback in 1995 and then at receiver in '96; **Adam Bledsoe** lettered twice as the signal caller ('97-98) and then at tight end ('99).

➔ Now, **Hale Irwin** played both quarterback and defensive back in 1964; once platooning ended, he moved permanently to defense in '65, and as a senior in 1966 he earned All-Big Eight Conference honors.

## BISHARAT CLIMBING SPECIAL TEAM CHARTS

Senior **TE Beau Bisharat** has been a force on special teams since he arrived at Colorado. The two-time reigning "special teams point" champion on the Buffaloes with 29 in each of the last two years now has **94** career special team points, which is second at CU since the category was created back in 1987 (he has a team-high **24** this year). His career ST tackles, **37** (27 solo), are the fifth-most. **FS Ryan Sutter** ('97; yes, the same Ryan Sutter who was on the "Bachelorette") is the CU career leader in both, with **123** points and 64 tackles; **CB Arthur Jaffee** ('11) was second with **88** points.

➔ Already one of just four players to lead the team in points twice (**Sutter**, **CB Terry Washington**, **CB Jalil Brown**), he's bidding to become first to do so for three seasons (total as well as in a row).

## MANGHAM MAKING HIS MARK

Freshman **TB Jaren Mangham**, through eight games, has cracked the top 15 of all-time season rushing yards by a CU freshman (true or redshirt). With **414** yards at present, he projects to finish at his current pace around 500 yards; only seven players as freshmen have rushed for 500 or more (and 15 for 300-plus). A look at the young ones who have had solid years running the ball (\*—denotes redshirt-freshman):

### CU FRESHMAN SEASON RUSHING (300-plus yards)

Season	Player	Att.	Yards	Avg.	TD	Season	Player	Att.	Yards	Avg.	TD
1991	Lamont Warren	157	830	5.3	7	1951	Carroll Hardy	53	423	7.9	5
2012	Christian Powell	158	691	4.4	7	2014	*Phillip Lindsay	79	391	5.0	0
1986	O.C. Oliver	136	668	4.9	6	2008	Darrell Scott	87	343	3.9	1
1981	*Lee Rouson	159	656	4.1	6	2007	*Demetrius Sumler	100	335	3.4	4
2008	Rodney Stewart	132	622	4.7	2	2000	Marcus Houston	66	332	5.0	1
2013	Michael Adkins	103	535	5.2	6	1987	*Michael Simmons	69	332	4.8	4
1987	Eric Bieniemy	104	508	4.9	5	1991	*Kent Kahl	70	301	4.3	4
2019	<b>Jaren Mangham</b>	<b>107</b>	<b>441</b>	<b>4.1</b>	<b>3</b>						

**TOUCHDOWN RECORD:** 8, Herchell Troutman, 1994 (244 yards)

➔ Through games of Nov. 23, Mangham's **441** yards were the 24th most in the NCAA by a freshman; Memphis' Kenny Gainwell leads all frosh with 1,294 yards, and leads by a plentiful margin as the next frosh on the list has 989 (John Plumlee, Ole Miss).

➔ The last 100-yard rushing game by a freshman? It was actually by **QB Steven Montez**, who rushed for 135 yards and a touchdown on 21 carries in a 41-38 win at Oregon on Sept. 24, 2016 (when he was a redshirt frosh). The last by a tailback was by **Patrick Carr** at UCLA on Oct. 31, 2015 (19-100, 1 TD).

## HALL OF FAMERS PASS

The Buffaloes lost two former players within the last eight months who were inducted into All-Americans and enshrined in CU's Athletic Hall of Fame, **DE Bill Brundige** (Dec. 29, he was 70) and **WR Cliff Branch** (August 1 at the age of 71). Branch was inducted in 2010 in the eighth class of the Hall, while Brundige soon followed, getting the call for CU's Hall in the 10th class (2014). They were both members of CU's 69 Liberty Bowl champion team, Brundige a senior with Branch forced to sit out by the NCAA. Brundige was drafted by the Washington Redskins in 1970 and spent eight seasons with the club, while Branch was selected by the Raiders and spent 14 seasons with the franchise.

**97-98-99:** No, not an easily remembered lock combination, but the jersey numbers of the CU's punt protection line for **P Alex Kinney**. **OT Hunter Vaughn** (#97), **DT Nico Magri** (#98) and **DT Jalen Sami** (#99) are three up-backs on the punt team; Vaughn wears #97 on special teams, as he is also on the FG/PAT unit, but wears #77 when he plays on offense.



**GEORGE A RARITY**

CU's **Cymone George** is in her first year as CU's director of recruiting; how rare is that in the FBS ranks? Here's the entire list:

School	Name	Actual Title	Year	School	Name	Actual Title	Year
Oklahoma	Annie Hanson	Executive Director of Recruiting	3rd	Georgia	Haley Schaafsma	Director of Recruiting Operations	1st
TCU	Rachel Phillips	Director of Recruiting Operations	3rd	Georgia State	Ginny Thompson	Director of On-campus Recruiting & Player Personnel	1st
Florida	*Lee Begley	Director of Recruiting Operations	2nd	USC	Kelsea Winkle	Director of On-Campus Recruiting	1st
<b>Colorado</b>	<b>Cymone George</b>	<b>Director of Recruiting</b>	<b>1st</b>	(*—held same position previously at Mississippi State)			
Colorado State	Jessica Jefferson	Director of Recruiting	1st				

**INTERNATIONAL FLAVOR**

Colorado has seven players on its roster who were born outside the United States, tied for the fourth-most among FBS schools (though the seven represent seven different countries, the second-most behind a whopping 11 for Temple). What's interesting in this group is how many islands of the Caribbean are represented (Bahamas, Dominican Republic, Haiti, Jamaica, Puerto Rico and the Turks and Caicos Islands). Here's a list of those schools with five or more born anywhere but among the 50 U.S. States (U.S. possessions count as outside the country, as they are countries):

School	No.	Countries
Temple	13	11 Cameroon (2), Sweden (2), Canada, Cuba, Dominican Republic, Jamaica, Liberia, Nigeria, Peru, Turks and Caicos Islands, Uganda
Hawai'i	13	3 American Samoa (9), Australia (3), Canada
Syracuse	9	5 Canada (5), Ghana, Jamaica, Nigeria, Puerto Rico
Penn State	8	4 Canada (3), Germany (2), Haiti, Ukraine
<b>Colorado</b>	<b>7</b>	<b>7 American Samoa, Australia, Austria, Cameroon, Dominican Republic, Germany, Zimbabwe</b>
Oklahoma State	7	5 Australia (2), Nigeria (2), Canada, Guinea, The Netherlands
Michigan	6	6 Canada, Germany, Haiti, Liberia, Nigeria, Turks and Caicos Islands
Connecticut	6	3 Canada (4), Australia, Jamaica

**ALMOST PERFECT IN CLOSE**

Dating back to nine games into the 2016 season, Colorado has had **68** goal-to-go situations, scoring **66** times (or 97 percent of the time); **50** of the scores have been touchdowns to go with **16** field goals. The only non-scores came on a drive ending on downs last year against Oregon State (in overtime) and an interception this year at Oregon. A look at perfect (or near) seasons in this regard since 1984 when the stat was first tracked:

Season	Number	Scores	TD	(Pct.)	FG	Pct.	Season	Number	Scores	TD	(Pct.)	FG	Pct.
1996	26	26	21	(80.7)	5	100.0	2014	21	20	17	(81.0)	4	95.2
2017	18	18	17	(94.4)	1	100.0	1989	34	32	31	(91.2)	1	94.1
2002	16	16	15	(93.8)	1	100.0	1993	16	15	14	(87.5)	1	93.8
1985	13	13	13	(100.0)	0	100.0	<b>2019</b>	<b>16</b>	<b>15</b>	<b>8</b>	<b>(50.0)</b>	<b>7</b>	<b>93.8</b>
1994	31	30	29	(93.5)	1	96.7	1986	14	13	13	(92.9)	0	92.9
2018	20	19	15	(75.0)	4	95.0	2008	14	13	13	(92.9)	0	92.9
1988	19	18	16	(84.2)	2	94.7							

**SEASON OPENER OBSCURE NOTES**

- Colorado was one of 11 teams to not commit a turnover or allow a quarterback sack last weekend; those teams went 10-1 (Rice lost to Army, 14-7); three of the 11 were from the Pac-12, as Utah and Washington both accomplished the feat.
- CU was one of just three teams to have no turnovers, no sacks allowed with fewer than five penalties in the game, joined only by Kansas State and Rice.
- The Colorado offensive line did not surrender a quarterback sack (for the second straight season opener), allowed just two tackles for loss and helped the run game average 6.1 yards per play (40 attempts). How are is limited the opponent to just two TFL's? Going back over the last 10 seasons, it's tied for the fourth-fewest by the enemy:

Opponent	Date	TFL's	Yards	Opponent	Date	TFL's	Yards
Nebraska	Nov. 26, 2010	0	0	Charleston Southern	Oct. 19, 2013	2	16
Nicholls State	Sept. 26, 2015	0	0	Arizona	Oct. 26, 2013	2	4
Oregon State	Oct. 1, 2016	1	1	Colorado State	Aug. 29, 2014	2	11
Colorado State	Sept. 17, 2011	2	10	<b>Colorado State</b>	<b>Aug. 30, 2019</b>	<b>2</b>	<b>4</b>

**FOURTH QUARTER BUFFS**

Colorado's 24 points against Nebraska in the fourth quarter was its most since scoring the exact same amount against the Huskers in Boulder on Nov. 26, 1999. It tied for the fourth most points by the Buffaloes in a fourth quarter over the last 74 seasons (dating back to 1946); records are sketchy prior to that season, but the known school record for points in the fourth stanza is 34 at Brigham Young in a 48-6 win on Oct. 20, 1934. Top fourth quarter scoring by the Buffs since the end of World War II:

Opponent	Date	Points	Result	Opponent	Date	Points	Result
CINCINNATI	Sept. 16, 1972	28	W, 56-14	NEBRASKA (OT)	Nov. 26, 1999	24	L, 30-33
at Utah	Nov. 10, 1951	27	W, 54- 0	<b>NEBRASKA (OT)</b>	<b>Sept. 7, 2019</b>	<b>24</b>	<b>W, 34-31</b>
at Arizona	Oct. 11, 1958	25	W, 65-12	at Iowa State	Oct. 21, 1995	23	W, 50-28

The **258** yards gained in the quarter set a fourth quarter record for CU as well; the previous high was 231 on Sept. 24, 1994 — in CU's 27-26 win at Michigan.



## SHENAULT WAS MAKING WAVES &amp; HISTORY

Prior to being injured in the sixth game last season at Southern California (in the third quarter), then-sophomore **WR Laviska Shenault** had one amazing start to the 2018 season. He opened by recording the second-most receiving yards in back-to-back games (388) and tying for both the second (25) and fifth-most receptions (21) in two consecutive games in CU history. Through the season's eighth week games, he led the nation in both categories each week and was averaging **10.0** catches and **130.0** yards per game; he qualified once again for the national rankings after playing in the final three games (NCAA requires a player to appear in 75 percent of his games; after suffering a toe injury against the Trojans, he missed the Washington, Oregon State and Arizona games). Upon his return, he caught 26 passes for 231 yards; his average per catch dropped but he still managed to lead the nation in receptions per game with **9.6**. On Sept. 25, he was added to the official **Biletnikoff Award** watch list by the award's committee, and also advanced to the final 15 for the Maxwell Award. A look at his CU accomplishments his sophomore season:

## MOST RECEIVING YARDS, BACK-TO-BACK GAMES

<b>417</b>	Paul Richardson	Sept. 1, 2013 (208 vs. Colorado State) Sept. 7, 2013 (209 vs. Central Arkansas)
<b>388</b>	<b>Laviska Shenault</b>	<b>Aug. 31, 2018 (211 vs. Colorado State) Sept. 8, 2018 (177 at Nebraska)</b>
<b>376</b>	Rae Carruth	Nov. 2, 1996 (222 at Missouri) Nov. 9, 1996 (154 vs. Iowa State)
<b>351</b>	Nelson Spruce	Sept. 20, 2014 (172 vs. Hawai'i) Sept. 27, 2014 (179 at California)
<b>350</b>	Charles E. Johnson	Oct. 8, 1992 (168 at Missouri) Oct. 17, 1992 (182 vs. Oklahoma)

## MOST RECEPTIONS, BACK-TO-BACK GAMES

<b>32</b>	Nelson Spruce	Sept. 20, 2014 (12 vs. Hawai'i) Sept. 27, 2014 (19 at California)
<b>25</b>	Nelson Spruce	Sept. 27, 2014 (19 at California) Oct. 4, 2014 (6 vs. Oregon State)
<b>25</b>	<b>Laviska Shenault</b>	<b>Sept. 28, 2018 (12 vs. UCLA) Oct. 6, 2018 (13 vs. Arizona State)</b>
<b>22</b>	Nelson Spruce	Nov. 1, 2014 (13 vs. Washington) Nov. 8, 2014 (9 at Arizona)
<b>21</b>	<b>Laviska Shenault</b>	<b>Aug. 31, 2018 (11 vs. Colorado State) Sept. 8, 2018 (10 at Nebraska)</b>

## SHENAULT ASSAULT ON FIRST DOWNS

Shenault is a virtual first down machine, earning a first down (or scoring a touchdown in goal-to-go situations where the NCAA doesn't award a first down as is the case in the NFL) on **103** of **182** offensive touches, or **53.3** percent of the time (or one for just under every two touches).

Season	G	Offensive Touches	First Downs	Goal-to-Go TDs	Total	Pct.
2017 (Fr.)	12	9	5	0	5	55.6
2018 (Soph.)	9	103	50	5	55	53.4
2019 (Jr.)	10	70	42	1	43	61.4
<b>Career</b>	<b>31</b>	<b>182</b>	<b>97</b>	<b>6</b>	<b>103</b>	<b>53.3</b>

## Season Receptions

106	Nelson Spruce	2014
89	Nelson Spruce	2015
<b>86</b>	<b>Laviska Shenault</b>	<b>2018</b>
83	Paul Richardson	2013
78	D.J. Hackett	2003

1,013	D.J. Hackett	2003
<b>1,011</b>	<b>Laviska Shenault</b>	<b>2018</b>
1,008	Rae Carruth	1995

## Season 100-Yard Games

6	Charles E. Johnson	1992
6	Charles E. Johnson	1993
6	Paul Richardson	2013
5	Michael Westbrook	1992
5	Nelson Spruce	2014
5	Rae Carruth	1995
5	Rae Carruth	1996
<b>5</b>	<b>(14) Laviska Shenault</b>	<b>2018</b>

## Season Receiving Yards

1,343	Paul Richardson	2013
1,198	Nelson Spruce	2014
1,149	Charles E. Johnson	1992
1,116	Rae Carruth	1996
1,082	Charles E. Johnson	1993
1,060	Michael Westbrook	1992
1,053	Nelson Spruce	2015

## His Hot 2018 Start: Six-Game Bests At Season Onset

Player	Season	No.	Yds.	Avg.	TD	100-Yard Games
<b>Laviska Shenault</b>	<b>2018</b>	<b>60</b>	<b>780</b>	<b>13.0</b>	<b>6</b>	<b>4</b>
Paul Richardson	2013	43	772	18.0	6	4
Nelson Spruce	2014	62	732	11.8	10	4

## Season Touchdowns/Rushing &amp; Receiving

<b>Laviska Shenault</b>	<b>2018</b>	<b>11</b>	<b>5 rushing, 6 receiving</b>
Mike Pritchard	1990	11	5 rushing, 6 receiving
Richard Johnson	1982	10	6 rushing, 4 receiving

## Career 100-Yard Receiving Games

Charles Johnson 12, Rae Carruth 11, Paul Richardson 9, Nelson Spruce 9, Michael Westbrook 8, **Laviska Shenault 8**, Shay Fields 7, Phil Savoy 6, Scotty McKnight 5.

## THE LAVISKA LOG (2019)

Opponent	RECEIVING										RUSHING										HOW PLAYS ENDED							
	No.	Yds.	Avg.	Long	TD	FD	YAC	AC	DM	BT	Att.	Yds.	Avg.	Long	TD	FD	AC	DM	BT	NT	OB	1Tkl	2Tkl	Gang	TD			
COLORADO STATE	3	48	16.0	25t	1	2	26	13	2	1	3	35	11.7	23	0	2	17	2	2	1	0	1	3	1	1			
NEBRASKA	5	31	6.5	9	0	2	24	20	2	2	3	6	2.0	7	0	1	9	0	2	1	1	5	1	1	0			
AIR FORCE	8	124	15.5	42t	1	7	59	47	2	2	3	25	8.3	19	1	2	22	2	2	2	1	2	4	2	2			
at Arizona State	1	23	23.0	23	0	1	27	8	1	1	0	0	0.0	0	0	0	0	0	0	0	0	1	0	0	0			
at Oregon	4	70	16.5	24	0	4	26	14	1	1	0	0	0.0	0	0	0	0	0	0	0	0	1	0	3	0			
at Washington State	4	46	11.5	24	0	3	21	19	1	1	3	16	5.3	7	1	2	8	3	1	0	1	2	3	0	1			
SOUTHERN CAL	9	172	19.1	71t	1	5	121	25	5	3	1	17	17.0	17	0	1	10	1	1	1	1	3	3	2	1			
at UCLA	3	16	5.3	10	0	0	16	10	1	1	1	15	15.0	15	0	1	9	0	1	0	0	1	1	2	0			
STANFORD	8	91	11.4	29	0	4	64	31	2	6	1	5	5.0	5	0	1	6	0	2	0	3	2	1	3	0			
WASHINGTON	7	100	14.3	39t	1	2	44	24	0	2	3	17	5.7	10	0	2	16	0	2	1	0	2	3	4	1			
2019 TOTALS	52	721	13.9	71t	4	30	428	211	18	20	18	136	7.6	23	2	12	97	8	13	6	7	20	19	18	6			
2018 TOTALS	86	1,011	11.8	89t	6	43	634	346	24	28	17	115	6.8	49t	5	7	70	6	8	7	8	24	25	28	11			

(Key: **FD**—first downs; **YAC**—yards after catch; **AC**—yards after contact; **DM**—defenders made miss; **BT**—broken tackles; **NT**—no tackle; **OB**—ran out of bounds; **#TKl**—tacklers)

- ▶ He was named a 2018 **Midseason All-American** (first-team) by the *Associated Press*, The Athletic, CBSSports.com, ESPN.com, ProFootballFocus.com and Rivals.com.
- ▶ His longest reception in each of CU's first five games went for a touchdown in 2018, as did his first in 2019.
- ▶ His **11** touchdowns in 2018 added to **302** yards, or **27.5** yards per (his six TD receptions went for a combined **247** yards, or **41.2** per).
- ▶ His **18** career touchdowns have added to **542** yards, or **30.1** yards per.
- ▶ His **5** games with 10 or more receptions was a CU season record (old: 4, Nelson Spruce, 2014); he has the second-most in a career (Nelson Spruce had 7).
- ▶ In 2017 as a freshman, he became the 15th known Buffalo at the time to score a touchdown on his first collegiate touch (excluding defensive players), but statistically, *it wasn't an official touch*. Against Texas State, he scooped up a fumble on a CU punt return and ran **55** yards for a TD; however, the NCAA does not score it as a fumble return but views it as an extension of a punt return, thus he was credited with no return for 55 yards, much like a lateral is scored (*full list of first touch scores on page 42*).

**SHENAULT CRACKED PRESTIGIOUS GROUP**

When he scored four touchdowns in CU's 28-21 win over Arizona State last October 6, **WR Laviska Shenault** joined a very exclusive group in CU history. He became the 15th different player to score four (or more) touchdowns in a single game. Only **TB Rashaan Salaam** did it twice (in his Heisman Trophy year in 1994). While Shenault was the first to score four with two rushing and two receiving, the standard still might be what HB Byron White did against Utah on a snow-covered field in a 31-7 win in Boulder in 1936: White scored on punt returns of 38 and 43 yards in the first quarter, scored on a 38-yard run in the second, and returned the second half kickoff 90 yards for a score (he also threw a TD pass for 50 yards and kicked one extra point). The 16 times Buffaloes crossed into the end zone for four-plus touchdowns (\*—includes three kick return touchdowns (two punt, one kickoff)):

**FOUR-PLUS TOUCHDOWN GAMES IN CU HISTORY (16)**

Date	Player	Opponent	TDs (Rush, Receive)	Date	Player	Opponent	TDs (Rush, Receive)
Nov. 23, 2001	Chris Brown	NEBRASKA	6 (6, 0)	Sept. 30, 1978	James Mayberry	NORTHWESTERN	4 (4, 0)
Nov. 26, 1925	Max Chamberlain	at Denver	4 (4, 0)	Nov. 18, 1989	J.J. Flannigan	at Kansas State	4 (4, 0)
Oct. 28, 1928	Bill Smith	COLORADO MINES	4 (4, 0)	Nov. 3, 1990	Eric Bieniemy	at Nebraska	4 (4, 0)
Oct. 19, 1935	Kayo Lam	COLORADO MINES	4 (4, 0)	Sept. 17, 1994	Rashaan Salaam	WISCONSIN	4 (4, 0)
Nov. 7, 1936	Byron White	UTAH	4* (1, 0)	Oct. 15, 1994	Rashaan Salaam	OKLAHOMA	4 (4, 0)
Oct. 9, 1954	John Bayuk	at Arizona	4 (4, 0)	Nov. 5, 2005	Lawrence Vickers	MISSOURI	4 (4, 0)
Oct. 11, 1958	Howard Cook	at Arizona	4 (4, 0)	Oct. 19, 2013	Michael Adkins	CHARLESTON SOUTHERN	4 (4, 0)
Sept. 20, 1969	Bobby Anderson	TULSA	4 (4, 0)	Oct. 6, 2018	Laviska Shenault	ARIZONA STATE	4 (2, 2)

**SHENAULT SECOND BUFF WR TO EARN FIRST-TEAM ALL-PAC-12 HONORS**

**WR Laviska Shenault** was named first-team All-Pac-12 by the league coaches on Dec. 4; he is just the second offensive player and fifth Buffalo overall to earn first-team honors since the Buffs joined the Pac-12 in 2011 (joining **WR Paul Richardson** in 2013, **DE Jimmie Gilbert** and **S Ryan Moeller** (all-purpose player) in 2016 and **CB Isaiah Oliver** in 2017). Shenault and Richardson are the only CU receivers to earn first-team all-conference honors since 1997, when WR Phil Savoy earned first-team All-Big 12 accolades; the Buffs had at least one for six straight seasons from 1992-97 between the Big 8 and Big 12. Shenault finished the 2018 season with 86 receptions for 1,011 yards and six touchdowns. He also added 17 rushes for 115 yards and five touchdowns on the ground. Missing three-and-a-half games due to injury and playing the last three games of the season at less than 100 percent, he still managed to lead the nation in receiving at 9.6 receptions per game, exactly 1.0 reception per game more than any other player in the country.

► In 2018, Shenault was the only player in the nation to score at least five touchdowns via both rushing and receiving. He's the second player in CU history to accomplish that feat alongside **WR Mike Pritchard**, who did so in 1990 aided by playing the season-opening Tennessee game at tailback and rushing 20 times for 217 yards and two touchdowns.

**PUNT COVERAGE & PROTECTION**

The opponent has been held under 100 punt return yards in each of the last two seasons: opponents had 19 returns for 89 yards last year, and 15 for 75 in 2017; thus, the two-year total was 164 yards on 34 returns, or 4.82 per. You had to go back to 1997 to find the previous season when the opponent had less than 100 punt return yards (18 for 88), and all the way back to 1970 (10 for 54) and 1971 (11 for 77) for the last time CU held the enemy to under 100 yards two seasons in a row. So far this season, the opponent has just 103 on 11 returns (9.4 per) through 11 games, as UW's Aaron Fuller busted one for 52 yards.

► CU had **64** punts in 2018 with none blocked, the 29th season since 1946 the Buffaloes did not have one blocked. The 64 punts without one rank seventh for the most punts in a season without at least one blocked, trailing 1949 (77), 2012 (76), 1984 (72), 1979 (71), 2004 (68) and 2014 (65).

► CU has punted **126** times since one was last blocked (at Arizona State in 2017); **10** in 2017, **64** in 2018, **52** in 2019.

**STATISTICALLY SPEAKING**

Here's where the Buffs rank statistically in select categories in the Pac-12 and the NCAA through games of November 16:

TEAM											
Pac-12	NCAA	Category	Stat	Pac-12	NCAA	Category	Stat	Pac-12	NCAA	Category	Stat
4th	68th	RUSHING OFFENSE	158.5	8th	60th	RUSHING DEFENSE	148.7	10th	84th	PUNT RETURNS	6.3
10th	57th	PASSING OFFENSE	245.5	10th	125th	PASSING DEFENSE	299.5	4th	30th	KICKOFF RETURNS	23.1
8th	67th	TOTAL OFFENSE	404.1	8th	106th	TOTAL DEFENSE	448.3	3rd	24th	NET PUNTING	40.92
6th	37th	3rd DOWN EFFICIENCY	42.9	9th	119th	3rd DOWN EFF DEFENSE	46.2	5th	36th	TURNOVER MARGIN	+0.36
10th	99th	SCORING OFFENSE	24.3	8th	87th	SCORING DEFENSE	30.6	3rd	44th	TIME OF POSSESSION	30:54
INDIVIDUAL (Top 25 in conference or top CU leader; players must meet NCAA minimum of 75% of team's games; *—if had enough attempts to qualify)											
Total Offense	Pac-12	NCAA	Yds/Gm	Receptions	Pac-12	NCAA	No./Gm	Kickoff Returns	Pac-12	NCAA	Avg.
Steven Montez	7th	42nd	256.8	Laviska Shenault	9th	53rd	5.2	K.D. Nixon	5th	30th	24.4
Alex Fontenot	16th	166th	82.5	Tony Brown	10th	64th	5.0	Quarterback Sacks	Pac-12	NCAA	Avg./Gm
Rushing	Pac-12	NCAA	Yds/Gm	Receiving Yards (Avg.)	Pac-12	NCAA	Yds/Gm	Mustafa Johnson	7th	76th	0.50
Alex Fontenot	6th	49th	82.5	Laviska Shenault	7th	54th	72.1	Terrence Lang	7th	76th	0.50
Jaren Mangham	14th	191st	40.1	Tony Brown	10th	84th	63.5	Interceptions	Pac-12	NCAA	Avg./Gm
Passing Yards	Pac-12	NCAA	Yards	Scoring	Pac-12	NCAA	Pts/Gm	Mikial Onu	3rd	15th	0.36
Steven Montez	6th	29th	2,651	James Stefanou	9th	95th	6.9	Derrion Rakestraw	8th	44th	0.27
Passing Efficiency	Pac-12	NCAA	Rating	Field Goal Pct.	Pac-12	NCAA	Pct.	Fumbles Recovered	Pac-12	NCAA	Total
Steven Montez	10th	75th	129.3	James Stefanou	6th	73rd	70.6	Nu'umotu Falo	2nd	5th	3
Completion Pct.	Pac-12	NCAA	Rating	Field Goals	Pac-12	NCAA	FG/Gm	Passes Defended	Pac-12	NCAA	Avg./Gm
Steven Montez	6th	44th	62.8	James Stefanou	4th	38th	1.33	None			
All-Purpose Yards	Pac-12	NCAA	Yds/Gm	Punting	Pac-12	NCAA	Avg.	*Tackles	Pac-12	NCAA	Avg./Gm
Alex Fontenot	14th	110th	94.5	Alex Kinney	2nd	21st	44.4	Nate Landman	3rd	17th	9.5
Laviska Shenault	19th	125th	91.1	Punt Returns	Pac-12	NCAA	Avg.	Davion Taylor	17th	258th	5.8
K.D. Nixon	25th	198th	74.8	Dimitri Stanley			6.7	Mikial Onu	21st	310th	5.5

(\*—CU uses coaches' video; numbers don't match)

**COLORADO IN THE POLLS – 2019 WEEK-BY-WEEK**

A look at where Colorado has placed weekly in each of the three major polls in 2019 (the College Football Playoff committee first released its weekly rankings on Tuesday, Nov. 5; RV—denotes received votes; number is place outside top 25):

Poll	PS	9/03	9/08	9/15	9/22	9/29	10/06	10/13	10/20	10/27	11/03	11/10	11/17	11/24	12/01	Final
Associated Press	---	---	RV (32)	---	RV (37)	RV (31)	---	---	---	---	---	---	---	---	---	---
USA Today Coaches	---	---	RV (37)	---	RV (34)	RV (33)	---	---	---	---	---	---	---	---	---	---
FWAA-NFF Super 16	---	---	---	---	---	---	---	---	---	---	---	---	---	---	---	---
CFP Committee Poll	N/A	---	---	---	---	---	---	---	---	---	---	---	---	---	---	---

**IN THE POLLS / SOME HISTORY**

Colorado was last ranked on Oct. 13, 2018 (No. 25 in the USA Today/Coaches poll), and was last in the AP poll on Oct. 6, 2018 (No. 19; the Buffs were a season-high No. 18 the same day in the coaches ballot). The Buffs were not ranked in 2017, and had climbed to as high as No. 9 in both polls (twice) in 2016; CU had not been ranked previous to '16 since 2005. Colorado owns the ninth longest streak of all-time, as from the 1989 preseason poll through the fifth week of 1997, CU had a run of **143** consecutive weeks in the AP poll. CU has now been ranked **304** times in its history, the 26th most all-time (Georgia Tech is 25th with 307), and has finished in the top four on four occasions, tied for 22nd most (the College Football Playoff includes the top four teams; only USC, with 12, has more than CU from the Pac-12).

**47 WINS OVER AP RANKED TEAMS 20TH BEST SINCE '89**

CU's **47** wins over *Associated Press* ranked teams dating back to the 1989 season (when the AP expanded to a top 25) are tied for the 20th most in the nation in this time frame (31 seasons). Through Nov. 23, Alabama has the most (96), followed by Ohio State (92), Florida State (83), Florida (80), LSU (79), Michigan (73), Oklahoma (72), Southern Cal (70), Georgia (63), Miami, Fla. (62), Tennessee (60), Auburn (60), Notre Dame (59), Texas (59), Clemson (57), Oregon (55), Penn State (54), Washington (53), UCLA (53), **Colorado (47)**, Michigan State (47) and Nebraska (47). All-time, Colorado's **70** wins over ranked teams are the 23rd most in history. Since 1989, CU has played the seventh most ranked teams in the nation (138, with a record of 47-89-2), trailing only Alabama 155 (96-58-1), Florida (155; 80-74-1), LSU (154; 79-75), Michigan 145 (73-70-2) and Ohio State 145 (92-50-3); Florida State has also played 138 (83-55).

- CU is **4-32** against ranked teams since a 34-30 win versus No. 17 Kansas in Boulder on Oct. 17, 2009 (the wins over #25 Nebraska and #24 Arizona State this year and #20 WSU and #21 Utah in 2016)).
- CU's last win over a top 5 or 10 team was on Sept. 29, 2007: a 27-24 win over No. 3 Oklahoma in Boulder.
- **Note:** In 2016, ASU was ranked #24 in the *USA Today/Coaches* poll when CU defeated it, 40-16; but all historical records are solely against those teams ranked by the AP.
- The Buffs had lost **29** straight road games against ranked opponents until the 34-31 win at Arizona State on Sept. 21; the last win had been a 31-17 over UCLA at the Rose Bowl in 2002 – on the same exact date: Sept. 21.

**1,000 / 1,000**

Prior to 2018, in school history there had been 16 1,000-yard rushing seasons and nine 1,000-yard receiving season, but never both in the same season until last year. **WR Laviska Shenault** had 1,011 receiving and **TB Travon McMillian** 1,009 to become the first duo to do in the same season. Shenault's average of 11.8 tied for the eighth-best of the now 10 1,000-yard receiving years, while McMillian's 5.02 norm was the 13th-best of the thousand yard runners.

**700 CLUB**

Colorado became the 25th school to reach the 700-win mark with a 44-28 win over California in 2017; the Buffs have an all-time record of **710-514-36** (a .578 winning percentage). In addition to being 26th on the all-time win list, CU is 36th in winning percentage (29th for schools with 1,000 or more games played in the FBS). The top 30 in all-time wins through games of November 23:

Team	Years	Games	Won	Lost	Tied	Pct.	Team	Years	Games	Won	Lost	Tied	Pct.	Team	Years	Games	Won	Lost	Tied	Pct.
1 Michigan	141	1,342	<b>962</b>	344	36	.730	11 Georgia	128	1,307	<b>829</b>	424	54	.654	21 Pittsburgh	130	1,310	<b>732</b>	537	42	.574
2 Ohio State	130	1,300	<b>922</b>	325	53	.728	12 LSU	127	1,270	<b>808</b>	415	47	.653	22 Syracuse	131	1,319	<b>725</b>	545	49	.569
3 Alabama	128	1,288	<b>915</b>	330	43	.727	13 Auburn	128	1,266	<b>775</b>	444	47	.631	23 Navy	141	1,346	<b>719</b>	570	57	.554
4 Texas	127	1,322	<b>914</b>	375	33	.705	14 Clemson	124	1,259	<b>755</b>	459	45	.616	24 Arkansas	126	1,270	<b>717</b>	513	40	.583
5 Notre Dame	133	1,273	<b>906</b>	326	42	.727	15 West Virginia	129	1,303	<b>754</b>	504	45	.598	25 Wisconsin	131	1,264	<b>714</b>	497	53	.585
5 Oklahoma	125	1,285	<b>906</b>	326	53	.725	16 Virginia Tech	128	1,273	<b>751</b>	476	46	.607	26 COLORADO	130	1,260	<b>710</b>	514	36	.578
7 Nebraska	130	1,336	<b>902</b>	394	40	.692	17 Texas A&M	126	1,281	<b>748</b>	485	48	.602	27 Michigan State	124	1,215	<b>706</b>	465	44	.600
8 Penn State	133	1,330	<b>896</b>	393	41	.689	18 Washington	131	1,245	<b>741</b>	454	50	.616	28 Minnesota	136	1,272	<b>705</b>	523	44	.570
9 USC	132	1,251	<b>847</b>	350	54	.698	19 Georgia Tech	128	1,291	<b>738</b>	510	43	.590	29 North Carolina	132	1,299	<b>698</b>	547	54	.558
10 Tennessee	129	1,292	<b>844</b>	395	53	.675	20 Florida	114	1,193	<b>733</b>	420	40	.631	30 Army	130	1,272	<b>697</b>	524	51	.570

**CHEV'S "COACHED" A HATRICK ... PLUS**

**Darrin Chiaverini** is in his fourth year as CU's wide receivers coach. During his **48** games to date, he's now coached four players who have passed him on CU's all-time receiving yards list. **WR Shay Fields** passed him as a junior in 2016, while seniors **WR Devin Ross** and **WR Bryce Bobo** did so in 2017. And a fourth, **WR Laviska Shenault** zoomed by him in the first game of 2019, while **WR K.D. Nixon** now looms as the next one to likely to pass him by:

Rk	Player (Seasons)	No.	Yards	Avg.	TD	Rk	Player (Seasons)	No.	Yards	Avg.	TD
2	Shay Fields (2014-17).....	190	2,552	13.4	21	20	Darrin Chiaverini (1995-98).....	97	1,199	12.4	6
11	Laviska Shenault (2017-19).....	145	1,900	13.1	10	24	K.D. Nixon (2017-19).....	88	1,116	12.7	7
11	Bryce Bobo (2014-17).....	150	1,638	10.9	10	32	Tony Brown (2018-19).....	87	1,031	11.9	6
13	Devin Ross (2013-17).....	140	1,626	11.7	9						

**O-LINE NOTES.** Colorado has three starters returning on the offensive line (**Tim Lynott, Jr.**; **Colby Pursell**; **Will Sherman**); that's tied with several schools but only 12 have more (led by Auburn, Boise State and Iowa State all with five). With Pursell moving from center to guard and Lynott from guard to center, eight other schools are doing the latter and four the former (no Pac-12 schools).





## OPENING DEPTH CHART NOTES

The Buffs released their season-opening depth chart on August 22, and for the fifth time in the last seven seasons, CU has more underclassmen than upperclassmen listed. Of the approximately 55 players who figure to see action from scrimmage, 32 are underclassmen (16 freshman, 16 sophomores).

► In both 2016 and 2017, CU did not start a true freshman in any game over the course of the season; that had not happened since 2005.

## SEASON OPENERS: UNDERCLASSMEN STARTERS

The depth is always fluid leading up to the first game, but with nine underclassmen atop the August 22 depth chart, if that were to hold, for the second straight year that many would start the opener. In 2018, it marked the fifth time since 1995 that three freshmen cracked the opening day starter list; the most was four in 2007 (when six underclassmen started in the opener). A look at the most underclassmen starters for the Buffaloes over the last 25 seasons:

Season	Fr.	So.	Total
2014	3	9	12
2009	3	8	11
2018	3	6	9
2003	1	7	8
2004	1	7	8
2008	1	7	8
2012	2	6	8

## THAT REDSHIRT RULE

Beginning with the 2018 season, incoming freshmen can now play in up to four games but not lose a year of eligibility; this also applies to anyone else on the roster. In any year they play in four games or less, they get the year back (and the four can be at any point during the season; they do not have to be the first four games). Also if a player redshirts as a true freshman and then suffers a season-ending injury within the first four games of another season, he's now eligible for a sixth-year without having to lose two years to injuries and go through the old petition process. A perfect example would be **Derek McCartney**, who redshirted as a true freshman in 2013, and was injured in game three of his fourth-year (2016); he would have been awarded a sixth-year of eligibility under this rule change.

If this new rule above had been permanently in place since freshmen were allowed to play, here are some notable Buffaloes that would have earned a full season back due to either playing in four games or less at some point in their career due to injury, and others who once played, were simply inserted at the end of games over the course of the season when the outcomes had already been decided (assuming the four-game maximum would have applied in 11-game seasons prior to 2006; \*—denotes true freshman):

<b>WR *Dave Logan, 1972</b>	Debuted late in week two in a 56-14 win over Cincinnati, when he had his lone reception of the year. He was on the travel squad, but appeared just a couple of more times.
<b>TB *James Mayberry, 1975</b>	Appeared late in several games, had 16 rushing attempts and one reception.
<b>DT George Smith, 1982</b>	Injured in the fourth game of the year, he had 34 tackles, four for losses when he was lost for the year.
<b>WB *Mike Pritchard, 1987</b>	Appeared in six games and 17 rushes and threw seven passes.
<b>QB *Darian Hagan, 1988</b>	Appeared in five games (plus the Freedom Bowl), had 38 rushes and threw seven passes.
<b>QB *Vance Joseph, 1990</b>	Appeared in four games, had 13 rushes and threw seven passes (and was next in line to play in the '91 Orange Bowl).
<b>QB *Kordell Stewart, 1991</b>	Appeared in two games, had 18 rushes and threw two passes.
<b>QB *Koy Detmer, 1992</b>	Pressed into duty to rally CU over Minnesota in game three, started two others and appeared in seven overall; but he was also injured early in the fourth game in 1995, so either would have applied.
<b>ILB Jashon Sykes, 2001</b>	Injured in the fourth game of the year, he had already racked up 33 tackles and 3½ sacks
<b>QB *Joel Klatt, 2002</b>	Played three snaps late against Baylor in game seven, appeared in a handful of others after, including on the punt team.
<b>OLB Derek McCartney, 2016</b>	Had already utilized his redshirt year, so when lost for the season with a torn ACL in game three at Michigan, he lost that year.

And there were several players in 1984, when CU resurrected its junior varsity team for one year; several played in the three JV games and then saw some time afterward in some of the last six varsity games. These included **WR Lance Carl**, **ILB Don DeLuzio**, **TB Dion Dyson**, **TE/P Keith English**, **WR Drew Ferrando**, **QB Mark Hatcher**, **P Barry Helton**, **TB Sam Smith**, **CB David Tate** and **FB Anthony Weatherspoon**.

## AND WHO BENEFITTED? SEVEN BUFFS

There were seven Buffaloes who benefitted from the NCAA's new redshirt which permits players to play in up to four games and not lose a year of eligibility provided they had a redshirt year available to them (no fifth-year seniors played in four games or less who were lost for the season due to injury, as exceptions could have been made in those instances). Those players, with the games they appeared in parenthesis (\*—no longer on team): **OLB Jacob Callier** (4), **PK Tyler Francis** (2), **P Alex Kinney** (4), **PK Evan Price** (2), **WR Dimitri Stanley** (3), **DB \*L.J. Wallace** (1) and **ILB \*Jake Yurachek** (1).

## MORETTI MEDICALLY RETIRES

Sophomore **OL Jake Moretti** decided to end his football career in late July, as he had battled knee, foot and nerve injuries over the last three years. The 6-4, 290-pound product of Arvada's Pomona High School redshirted as a freshman in 2017, but appeared in seven games in 2018, including a pair of starts. He was in for 65 snaps overall, seeing his most action against New Hampshire (33 snaps) and USC (18).

This was the third straight year CU opened with four of its first five games in the state of Colorado; it's fairly common for the Buffs, as this is the 19th time CU will leave the state just once in the first five games dating back to the 1978 season.

**MONTEZ /QUICKLY**

Senior **QB Steven Montez** is **17-21** as CU's starting quarterback (2-1 in 2016, 5-7 in 2017, 5-7 in 2018, 5-6 in 2019). Some Montezbits:

- ▶ Montez opened **5-1** as a starter was the best by a CU quarterback since **Mike Moschetti** opened **5-0** in 1998 (he went on to be 5-1, 6-1, 6-2, 6-3 and 7-3); Moschetti was the last to open 6-1 (along with **John Hessler** in 1995, who went on to be 8-1 in his first nine games as starter from 1995-97).
- ▶ He has started **38** games at quarterback: second all-time at CU behind **Sefo Liufau** (40).
- ▶ He has started **35** consecutive games at the position; that bested the old mark by **Gale Weidner** (31, 1959-61, including the '62 Orange Bowl); he passed **Kordell Stewart** (28, 1992-94, including three bowls) earlier this season; nationally, that trails Jake Fromm, Georgia (**39**), Mason Fine, North Texas (**38**), Nate Stanley, Iowa (**37**) and is tied with Nathan Rourke, Ohio (**35**); Caleb Evans, UL-Monroe is next with 33.
- ▶ He started games in four different seasons (3-2016, 12-2017, 12-2018, 2-2019); he joins his predecessor, **Sefo Liufau** (2013-16), **Tyler Hansen** (2008-11) and **Hawkins** as the four to do so in Colorado history.
- ▶ In three season openers (all against Colorado State), he completed **56-of-74** passes for **772** yards (7 TD/3 INT) for a rating of 186.4. His **88.0** completion percentage in the 2018 opener (**22-of-25**) was a school record for 20- and 25-plus attempts and thus was by far a career-best, topping his previous best of 72.4 (21-of-29), which was set against the Rams in 2017. Combined versus CSU, he was **25-of-33** on first downs (for 315 yards), **19-of-26** for 205 yards on second down and **12-of-15** for 252 yards on third down.
- ▶ He is the second player in school history to throw for **9,000** career yards (**9,492**; one of four to pass for over 7,000).
- ▶ He is also the second player in school history to accumulate **10,000** yards of total offense (**10,473**; he trails only Sefo Liufau, with 10,509).
- ▶ He has **17** career games of 300-plus yards total offense; breaking the school record of 13 by QB Sefo Liufau (2013-16).
- ▶ He is now Colorado's all-time leader in career touchdown passes with **61** (breaking a tie with Sefo Liufau and Cody Hawkins with one versus Washington).
- ▶ He has engineered **5** fourth quarter comebacks, three on the road (Oregon-2016, Oregon State-2017, Nebraska-2018) and two home (Nebraska & Stanford-2019).
- ▶ He was the first Buffalo quarterback to throw a TD pass on his first career pass since **Joe Dowler** did so back in 1959. Montez hit **WR Kabion Ento** on a 69-yard scoring strike in the second quarter in his first appearance in the second game of the 2016 season (against Idaho State). Dowler had done it on Oct. 3, 1959 at Oklahoma, a 15-yard TD pass to Kirk Campbell in a 42-12 loss to the Sooners.

**TAKING THE WORLD BY STORM**

**QB Steven Montez** had quite a debut as CU's starter subbing for an injured Sefo Liufau at Oregon (Sept. 24, 2016). In leading the Buffs to a 41-38 win, he arguably had the best first game as a starter in school history. He completed 23 of 32 passes for 333 yards (3 TD/2 INT), for a passer rating of 177.7 and also had 21 rushes for 135 yards (6.4 per), with a touchdown and a long run of 32 yards. It all added up to 468 yards of total offense and 23 first downs earned (8 rush/15 passing). He received seven different national and/or conference accolades for his efforts, as well as:

- He enjoyed the fifth-best game in a quarterback's first start at Colorado in terms of passing yards, but the best in total offense (*see charts below*).
- His 135 yards rushing were the most in a debut by a starting Buff QB (topping the 116 by Darian Hagan vs. Texas in 1989) and is the 10th most in any game all-time at Colorado by a quarterback (and the first 100-yard game by a quarterback since Nov. 4, 2006 when Bernard Jackson had 105 against Kansas State).
- His 468 yards of total offense were the fourth-most in a single-game in Colorado history.
- It was the first-ever 300 passing/100 rushing game in CU history and just the second 200/100 game (Stewart had 205/143 vs. Notre Dame in the '95 Fiesta Bowl).
- His 14 straight completions in the first half tied for the second-most in school history (trailing 15 by Mike Moschetti over two games in 1999); it matched the most in one game (Koy Detmer, 14 at Colorado State in 1996).

**Most Yards Passing / CU Quarterback Debuts**

Yards	(A-C-I, TD)	Player	Opponent	Date	Result
418	(50-33-5, 2)	Koy Detmer	Oklahoma	10/24/1992	T, 24-24
409	(36-21-1, 4)	Kordell Stewart	Colorado State	9/05/1992	W, 37-17
402	(34-21-0, 4)	Joel Klatt	Colorado State (Denver)	8/30/2003	W, 42-35
348	(34-24-0, 5)	John Hessler	at Oklahoma	9/30/1995	W, 38-17
<b>333</b>	<b>(32-23-2, 2)</b>	<b>Steven Montez</b>	<b>at Oregon</b>	<b>9/24/2016</b>	<b>W, 41-38</b>
257	(32-21-0, 3)	Mike Moschetti	Colorado State (Denver)	9/05/1998	W, 42-14

**Most Total Offense / CU Quarterback Debuts**

Yards (Pass, Rush)	Player	Opponent	Date	Result
<b>468 (333, 135)</b>	<b>Steven Montez</b>	<b>at Oregon</b>	<b>9/24/2016</b>	<b>W, 41-38</b>
430 (409, 21)	Kordell Stewart	Colorado State	9/05/1992	W, 37-17
396 (418, -22)	Koy Detmer	Oklahoma	10/24/1992	T, 24-24
392 (402, -10)	Joel Klatt	Colorado State (Denver)	8/30/2003	W, 42-35
270 (257, 13)	Mike Moschetti	Colorado State (Denver)	9/05/1998	W, 42-14

**MONTEZ THE 12TH FRESHMAN AT COLORADO TO START A GAME AT QUARTERBACK**

**QB Steven Montez** became just the 12th freshman in school history to start a game at quarterback at Colorado (the sixth redshirt frosh to do so). He had the second-most passing yards by a freshman in a starting debut at CU quarterback. A closer look at every freshman's first career start at CU (\*—denotes redshirt freshman):

**FRESHMAN PERFORMANCES, FIRST CAREER START AT COLORADO**

Quarterback	Date	Opponent	Result	Passing	Quarterback	Date	Opponent	Result	Passing
Randy Essington	10/18/80	at Missouri	L 7-45	22-11-1, <b>58</b> , 0 td	*Cody Hawkins	9/01/07	Colorado State (Denver; OT)	W 31-28	31-18-1, <b>201</b> , 2 td
*Steve Vogel	10/24/81	at Iowa State	L 10-17	16-12-0, <b>89</b> , 0 td	Tyler Hansen	10/25/08	at Missouri	L 0-58	16-12-0, <b>72</b> , 0 td
Marc Walters	11/22/86	at Kansas State	W 49-3	4-4-0, <b>111</b> , 1 td	*Nick Hirschman	10/29/11	at Arizona State	L 14-48	7-4-0, <b>52</b> , 0 td
Koy Detmer	10/17/92	OKLAHOMA	T 24-24	50-33-5, <b>418</b> , 2 td	Sefo Liufau	10/19/13	CHARLESTON SOUTHERN	W 43-10	20-14-0, <b>198</b> , 1 td
*Zac Colvin	10/23/99	at Iowa State	W 16-12	23-14-1, <b>116</b> , 1 td	*Cade Apsay	11/21/15	at Washington State	L 3-27	40-26-2, <b>238</b> , 0 td
Craig Ochs	10/07/00	at Texas A&M	W 26-19	25-15-0, <b>239</b> , 1 td	<b>*Steven Montez</b>	<b>9/24/16</b>	<b>at Oregon</b>	<b>W 41-38</b>	<b>32-23-2, 333, 3 td</b>

**THE "RUSHING/PASSING" QB's**

Montez is a two-way threat with his arm and his legs, as evidenced by being the first 300/100 player in CU history (300 yards passing/100 rushing in the same game). He's cracked CU's list of all-time rushing yards by quarterbacks (adjusted to allow for sacks; \*—Anderson switched to tailback in the third game of the 1969 season):

Rk	Player (Seasons)	Gross	Sacked/	Adjusted		Avg.	TD	Rk	Player (Seasons)	Gross	Sacked/	Adjusted		Avg.	TD
		Att-Yards	Yds Lost	Att	Yards					Att-Yards	Yds Lost	Att	Yards		
1	Darian Hagan (1988-91).....	489-2,007	42/264	447	2,271	5.08	27	6	Steven Montez (2016-19).....	333- 981	88/566	245	1,547	6.31	11
2	Byron White (1935-37) .....	342-1,864	?	342	1,864	5.45	22	7	Sefo Liufau (2013-16) .....	368- 941	71/441	297	1,382	4.65	12
3	*Bob Anderson (1967-69).....	390-1,580	24/162	366	1,742	4.76	20	8	David Williams (1973-75).....	276- 959	32/251	244	1,210	4.96	12
4	Kordell Stewart (1991-94).....	302-1,289	55/451	247	1,740	7.04	15	9	Sal Aunese (1987-88).....	235-1,009	18/102	217	1,111	5.12	14
5	Mark Hatcher (1984-87).....	375-1,470	16/ 95	359	1,565	4.36	16	10	Tyler Hansen (2008-11).....	279- 478	82/617	197	1,095	5.56	8



## QB STARTER STATS

Montez has been moving up the all-time Colorado charts in quarterback starts as well as wins. A closer look:

## MOST STARTS

Quarterback	Seasons	Starts	Record	Pct.
Sefo Liufau	2013-16	40	16-24	.400
<b>Steven Montez</b>	<b>2016-19</b>	<b>38</b>	<b>17-21</b>	<b>.447</b>
Darian Hagan	1988-91	35	28-5-2	.829
Joel Klatt	2002-05	34	19-15	.559
Kordell Stewart	1991-94	33	27-5-1	.833
Gale Weidner	1959-61	31	20-11	.645

## MOST WINS

Quarterback	Seasons	Starts	Record	Pct.
Darian Hagan	1988-91	35	28-5-2	.829
Kordell Stewart	1991-94	33	27-5-1	.833
Gale Weidner	1959-61	31	20-11	.645
Joel Klatt	2002-05	34	19-15	.559
Ken Johnson	1971-73	23	17- 6	.739
<b>Steven Montez</b>	<b>2016-19</b>	<b>38</b>	<b>17-21</b>	<b>.447</b>

Quarterback	Seasons	Starts	Record	Pct.
Sefo Liufau	2013-16	40	16-24	.400
Koy Detmer	1992-96	18	14-3-1	.806
Bobby Anderson	1967-69	23	14- 9	.609
David Williams	1972-75	23	14- 9	.609
Mike Moschetti	1998-99	23	14- 9	.609

## BREAKING DOWN THE EL PASO MAN

Here's how **QB Steven Montez'** numbers break down by downs and by quarters for the **2019** season:

BY DOWN	Att-Com-Int	Pct.	Yards	att. comp.	TD	FD	Long	Sacked	Rating
1st .....	130- 91- 2	70.0	1063	8.2 11.7	5	39	96t	7/51	148.3
2nd .....	133- 86- 4	64.7	931	7.0 10.8	4	39	71t	4/23	127.4
3rd .....	110- 60- 3	54.5	654	5.9 10.9	6	37	49	4/26	117.0
4th .....	6- 1- 1	16.3	3	0.5 3.0	0	0	3	0/ 0	-12.5
<b>Totals .....</b>	<b>379-238-10</b>	<b>62.8</b>	<b>2651</b>	<b>7.0 11.1</b>	<b>15</b>	<b>115</b>	<b>96t 15/100</b>		<b>129.3</b>

BY QUARTER	Att-Com-Int	Pct.	Yards	att. comp.	TD	FD	Long	Sacked	Rating
1st .....	101- 64- 2	63.4	613	6.1 9.6	3	29	42t	4/32	120.2
2nd .....	103- 66- 5	64.1	757	7.3 11.5	6	35	39t	6/38	135.3
3rd .....	82- 46- 3	56.1	571	7.0 12.4	2	23	71t	1/12	115.3
4th .....	86- 60- 0	69.8	705	8.2 11.7	4	28	96t	4/18	154.0
OT .....	7- 2- 0	28.6	5	1.0 2.5	0	0	7	0/ 0	34.6
<b>Totals .....</b>	<b>379-238-10</b>	<b>62.8</b>	<b>2651</b>	<b>7.0 11.1</b>	<b>15</b>	<b>115</b>	<b>96t 15/100</b>		<b>129.3</b>

## DISSECTING MONTEZ

An across the board look at Montez' numbers in 2019 and last year:

Opponent	PASSING			Incompletion Breakdown-----													RUSHING				
	Att-Com-Int	Pct.	Yds	TD	FD	Long	Rating	TOT	TA	DR	INT	BU	M	RF	(HT)	Att	Yds	Avg.	TD	FD	Long
Colorado State	20-13-0	65.0	232	2	10	38	195.4	7	1	1	0	2	3	0	( 2)	5	39	7.8	0	3	19
Nebraska	41-28-1	68.3	375	2	13	96t	156.3	13	5	2	1	2	2	1	( 3)	8	-17	-2.1	0	1	5
Air Force	43-26-1	60.5	220	2	9	42t	114.1	17	3	0	1	2	11	0	( 7)	2	-16	-8.0	0	0	-8
Arizona State	30-23-0	76.7	337	3	15	35	204.0	7	2	2	0	2	1	0	( 1)	2	10	5.0	0	0	5
Arizona	42-28-0	66.7	299	1	14	49	134.3	14	4	3	0	2	5	0	( 4)	5	16	3.2	0	2	7
Oregon	34-19-4	55.9	131	0	9	24	64.7	15	5	1	4	2	3	0	( 8)	3	12	4.0	0	1	7
Washington St.	30-16-2	53.3	129	0	5	29	76.1	14	2	2	2	2	6	0	( 6)	3	- 9	-3.0	0	0	2
Southern Cal	43-27-0	62.8	324	3	13	71t	149.1	16	2	2	0	4	8	0	( 2)	7	45	6.4	1	4	17t
UCLA	38-21-1	55.3	195	1	9	27	101.8	17	1	9	1	1	5	0	( 2)	7	- 2	-0.3	1	1	12
Stanford	30-20-1	66.7	186	0	11	29	112.1	10	3	1	1	1	3	1	( 3)	8	40	5.0	1	2	17
Washington	28-17-0	60.7	223	1	7	39t	139.4	11	2	2	0	5	1	1	( 3)	6	56	9.3	0	3	20
2019 Totals	379-238-10	62.8	2651	15	115	96t	129.3	141	29	25	10	25	48	3	(41)	56	174	3.1	2	17	20
2018 Totals	399-258- 9	64.7	2849	19	125	89t	135.8	141	24	26	9	31	49	2	(67)	94	238	2.5	3	22	49

(KEY: FD—first downs; TA—thrown away; DR—drops; INT—interceptions; BU—passes broken up; M—misses; RF—receiver fell down; HT—hurried throws.)

## MONTEZ AT FOLSOM (Neutral &amp; Road)

Steven Montez has appeared **19** times in games at Folsom Field, and generally has played very well; he owns a rating of **148.9**. He has started 16 of the 18 games (indicated by an \*), and CU is **10-9** overall in games he has appeared in at Folsom. A look at how he breaks down in games he has thrown passes in:

Date	Opponent	Att-Com-Int	Pct.	Yards	TD	50+	20+	Rating	11/10/18	*Washington St.	L	35-20-0	57.1	199	0	0	1	104.9
9/10/16	Idaho State	W 10- 6-0	60.0	117	2	1	1	224.3	11/17/18	*Utah	L	22-13-1	59.1	84	0 <td>0</td> <td>0</td> <td>82.1</td>	0	0	82.1
10/01/16	*Oregon State	W 27-19-0	70.4	293	3	2	5	198.2	9/07/19	*Nebraska (OT)	W	41-28-1	68.3	375	2	1	4	156.3
11/03/16	UCLA	W 3- 1-1	33.3	17	0	0	0	14.3	9/14/19	*Air Force (OT)	L	43-26-1	60.5	220	2	0	1	114.1
9/09/17	*Texas State	W 31-19-0	61.3	299	1	0	5	153.0	10/05/19	*Arizona	L	42-28-0	66.7	299	2	0	4	134.3
9/16/17	*N. Colorado	W 41-29-1	70.7	357	4	0	5	171.2	10/25/19	*USC	L	43-27-0	62.8	324	3	1	2	149.1
9/23/17	*Washington	L 27-21-3	77.8	171	0	0	2	108.8	11/09/19	*Stanford	W	30-20-1	66.7	186	0	0	1	112.1
10/07/17	*Arizona	L 32-19-0	59.4	251	3	0	2	156.2	11/23/19	*Washington	W	28-17-0	60.7	223	1	0	4	139.4
10/28/17	*California	W 26-20-0	76.9	347	3	1	6	227.1	<b>Home Games (21) (12-9) 646-424-12 65.6 5188 34 11 66 146.7</b>									
11/11/17	*USC	L 49-27-2	55.1	376	2	2	4	124.9	<b>Neutral Sites (4) (2-2) 70- 43- 3 61.4 555 3 0 5 133.6</b>									
9/15/18	*New Hampshire	W 19-14-1	73.7	166	1	1	2	153.9	<b>Road Games (16) (3-13) 570-336-17 58.9 3749 24 4 45 122.1</b>									
9/28/18	*UCLA	W 26-22-0	84.6	237	1	1	3	173.9	<b>CAREER TOTALS (41) (17-24) 1286-803-32 62.4 9492 61 15 116 135.2</b>									
10/06/18	*Arizona State	W 33-24-0	72.7	328	2	1	8	176.2										
10/27/18	*Oregon State (OT)	L 39-24-0	61.5	319	2	0	5	147.2										
Date	Opponent	Att-Com-Int	Pct.	Yards	TD	50+	20+	Rating										

## THE 100 CLUB

**QB Steven Montez** set the school record for the most passing attempts without an interception with **172** over a seven-game span in 2017; it only ended on the last play of the game at Arizona State, when he was picked off on a batted ball in the end zone on "Hail Mary" thrown. The 172-game streak was the **longest active streak** in the nation at the time. He has four streaks of 80 or more (no other CU quarterback had more than two); he also joined **Sefo Liufau** as the only ones at Colorado with at least two 100-plus streaks (Liufau had three):

<b>172</b>	<b>Steven Montez (seven games, Sept. 23-Nov. 4, 2017)</b>
<b>152</b>	Sefo Liufau (nine games, Nov. 13, 2015 to Nov. 3, 2016)
<b>139</b>	Joel Klatt (five games, Oct. 15 to Nov. 12, 2005)
<b>131</b>	Tyler Hansen (four games, Sept. 3 to Oct. 1, 2011)
<b>118</b>	Sefo Liufau (five games, Sept. 3 to Oct. 3, 2015)
<b>115</b>	<b>Steven Montez (three games, Sept. 14 to Oct. 11, 2019)</b>
<b>114</b>	Cody Hawkins (four games, Oct. 9 to Nov. 6, 2010)

<b>107</b>	Sefo Liufau (four games, Oct. 10-31, 2015)
<b>104</b>	Craig Ochs (four games, Oct. 14 to Nov. 4, 2000)
<b>100</b>	John Hessler (six games, Sept. 2 to Oct. 7, 1995)

<b>82</b>	<b>Steven Montez (three games, Oct. 20 to Nov. 2, 2018)</b>
<b>80</b>	<b>Steven Montez (three games, Aug. 31 to Sept. 15, 2018)</b>

► During the streak, he was 100-of-172 for 1,391 yards and 10 touchdowns (58.1 completion percentage, 145.3 rating).

**TDS, PICKS AND THROWS**

**QB Steven Montez** threw 18 touchdown passes in 2017, tied for the seventh-most in a single season in school history. Of course, that can be dependent on the number of throws. For those 10 seasons where a quarterback threw at least 15 TD passes, his percentage was the second-lowest at 4.77; but he countered that by have the best interception percentage among the group, at just 2.39 percent. So his 2-to-1 ratio of 18 TD passes to nine picks also played out in the percentages, which only Joel Klatt (2003), John Hessler (1995) and Mike Moschetti (1998) bettered. Fast-forward to 2018, he bested his own numbers, and while his 2019 number are shade lower than his previous two years, they are still among the best in school history. A closer look:

Quarterback	Season	Class	Att	TD	Pct.	Int	Pct.	Quarterback	Season	Class	Att	TD	Pct.	Int	Pct.
Sefo Liufau	2014	Soph.	498	28	5.62	15	3.01	Steven Montez	2018	Jr.	399	19	4.76	9	2.26
Koy Detmer	1996	Sr.	363	22	6.06	12	3.31	Steven Montez	2017	Soph.	377	18	4.77	9	2.39
Joel Klatt	2003	Soph.	358	21	5.87	10	2.79	Mike Moschetti	1999	Sr.	331	18	5.44	12	3.63
John Hessler	1995	Soph.	266	20	7.52	9	3.38	Cody Hawkins	2008	Soph.	320	17	5.31	10	3.13
Tyler Hansen	2011	Sr.	412	20	4.85	11	2.67	Mike Moschetti	1998	Jr.	276	15	5.43	7	2.54
Cody Hawkins	2007	Fr-RS	424	19	4.48	15	3.54	Steven Montez	2019	Sr.	379	15	3.96	10	2.64

**MONTEZ IN ELITE COMPANY**

**QB Steven Montez** has already set a significant CU record with three career 400-yard total offense games. He had two in 2017, tying Mike Moschetti for the most in a single season. The list of all 14 games with 400-plus at Colorado:

Yds (pass,rush)	Player	Opponent	Date	Yds (pass,rush)	Player	Opponent	Date
527 (455,72)	Sefo Liufau	at California (2 OT)	Sept. 27, 2014	430 (426,4)	Koy Detmer	NE Louisiana	Sept. 16, 1995
500 (465,35)	Mike Moschetti	San Jose State	Sept. 11, 1999	430 (409,21)	Kordell Stewart	Colorado State	Sept. 5, 1992
500 (474,25)	Tyler Hansen	California (OT)	Sept. 10, 2011	429 (336,93)	Craig Ochs	Oklahoma State	Oct. 28, 2000
468 (333,135)	Steven Montez	at Oregon	Sept. 24, 2016	425 (357,68)	Steven Montez	Northern Colorado	Sept. 16, 2017
457 (457,0)	Koy Detmer	at Missouri	Nov. 2, 1996	424 (419,5)	Joel Klatt	Kansas (OT)	Oct. 11, 2003
453 (345,108)	Sefo Liufau	Washington State	Nov. 19, 2016	416 (376,40)	Steven Montez	Southern California	Nov. 11, 2017
446 (382,64)	Mike Moschetti	Oklahoma	Oct. 30, 1999	408 (400,8)	Connor Wood	Colorado State (Denver)	Sept. 1, 2013

**QUARTERBACK RECORDS AGAINST THE SUN DEVILS**

CU's last two starting quarterbacks, Sefo Liufau and Steven Montez, enjoyed playing Arizona State judging by the yards both accounted for dating back to 2013, when Liufau made his first appearance in the second quarter in Tempe. The duo then started the next six games (Liufau 2014-16, Montez 2017-19) and posted these 1-2 numbers in the CU record book:

**Most Passing Yards Against One Opponent**

1,101—Sefo Liufau vs. Arizona State (169 in 2013, 278 in 2014, 389 in 2015, 265 in 2016)  
1,010—Steven Montez vs. Arizona State (345 in 2017, 328 in 2018, 337 in 2019)

**Most Total Offense Gained Against One Opponent**

1,113—Sefo Liufau vs. Arizona State (179 in 2013, 276 in 2014, 355 in 2015, 303 in 2016)  
1,063—Steven Montez vs. Arizona State (371 in 2017, 345 in 2018, 347 in 2019).

**300/100/100**

The Buffaloes have now had **15** occasions in their history with a 300-yard passer, 100-yard rusher and 100-yard receiver, with **Steven Montez** is the quarterback involved the most (six), while Devin Ross has been a participant in the most at receiver (four) and Phillip Lindsay and Travon McMillian the most at running back (three). Colorado is **9-6** in these games:

**COLORADO'S 300/100/100 GAMES**

Date	Opponent	Score	Quarterback	Rusher	Receiver
Oct. 12, 1996	OKLAHOMA STATE	W 35-13	Koy Detmer (402)	Lendon Henry (101)	Rae Carruth (166)
Sept. 11, 1999	SAN JOSE STATE	W 63-35	Mike Moschetti (465)	Cortlen Johnson (104)	Marcus Stiggers (174)
Nov. 26, 1999	NEBRASKA (OT)	L 27-30	Mike Moschetti (317)	Cortlen Johnson (135)	Javon Green (100)
Oct. 23, 2004	Texas A&M	L 26-29	Joel Klatt (346)	Bobby Purify (130)	Dusty Sprague (101)
Nov. 6, 2010	at Kansas	L 45-52	Cody Hawkins (322)	Rodney Stewart (175)	Paul Richardson (141)
Sept. 22, 2012	at Washington State	W 35-34	Jordan Webb (345)	Tony Jones (105)	Nelson Spruce (103)
Nov. 1, 2014	WASHINGTON	L 23-38	Sefo Liufau (314)	Michael Adkins (109)	Nelson Spruce (138)
Oct. 31, 2015	at UCLA	L 31-35	Sefo Liufau (312)	Patrick Carr (100)	Devin Ross (101)
Sept. 24, 2016	at Oregon	W 41-38	Steven Montez (333)	Steven Montez (135)	Devin Ross (153)
Nov. 19, 2016	WASHINGTON STATE	W 38-24	Sefo Liufau (345)	Phillip Lindsay (144) and Sefo Liufau (108)	Devin Ross (121)
Sept. 16, 2017	NORTHERN COLORADO	W 41-21	Steven Montez (357)	Phillip Lindsay (151)	Devin Ross (143)
Oct. 28, 2017	CALIFORNIA	W 44-28	Steven Montez (347)	Phillip Lindsay (161)	Shay Fields (101)
Aug. 31, 2018	Colorado State	W 45-13	Steven Montez (338)	Travon McMillian (103)	Laviska Shenault (211) and K.D. Nixon (112)
Oct. 6, 2018	ARIZONA STATE	W 28-21	Steven Montez (328)	Travon McMillian (136)	Laviska Shenault (127)
Oct. 27, 2018	OREGON STATE	L 34-41 (OT)	Steven Montez (319)	Travon McMillian (132)	K.D. Nixon (198)

**DID YOU KNOW?** Colorado is one of 29 schools to have had at least one member in all 13 years of the **NFF Hampshire Honor Society** (2007-19)? The Buffaloes are the only Pac-12 Conference school to do so and are one of just seven FBS/Division I schools recognized with the honors.

**LINDY'S LIKES BOULDER**—Lindy's Sports College Football gave CU two high rankings in its annual list of lists: **Ralphie** was named the No. 1 live mascot in the nation, and **Folsom Field** was selected as the third best stadium to "take a selfie."



**MONTEZ' RECORDS TO DATE**

Fifth-year senior **QB Steven Montez** is the latest Buffalo to leave his mark in the Colorado record book – or make that many marks. With two games left in the regular season (if CU makes a bowl, we do not count bowl stats in our records), he has **30** outright records, **16** others he has tied for **46** total; he has a chance for at least nine more. A close look at the damage he has done to the CU record book:

**RECORDS (30)**

**Most Consecutive Starts At Quarterback, Career**—35, Steven Montez, 2016-19.  
**Most Rushing Yards By A Quarterback, First Career Start**—135, vs. Oregon at Eugene, Sept. 24, 2016  
**Longest Pass Play From Scrimmage, Scoring**—96, to K.D. Nixon vs. Nebraska in Boulder, Sept. 7, 2019.  
**Highest Efficiency Rating, Game** (*min. 20 attempts*)—246.4, vs. Colorado State in Denver, Aug. 31, 2018 (22-of-25, 338 yards, 4 td, 1 int)  
**Highest Efficiency Rating, Game** (*min. 25 attempts*)—246.4, vs. Colorado State in Denver, Aug. 31, 2018 (22-of-25, 338 yards, 4 td, 1 int)  
**Highest Efficiency Rating, Game** (*min. 40 attempts*)—171.2, vs. Northern Colorado in Boulder, Sept. 16, 2017 (29-of-41, 357 yards, 4 td, 1 int)  
**Most Quarterback Ratings of 200 or Higher, Career**—4, Steven Montez, 2016-19.  
**Most Passing Attempts Without An Interception, Game**—50, vs. Nebraska at Lincoln, Sept. 8, 2018.  
**Most Consecutive Passing Attempts Without An Interception**—172, seven games, Sept. 23-Nov. 4, 2017.  
**Most Pass Attempts By Class/Season, Junior**—399, in 2018 (258 completions).  
**Most Pass Completions By Class/Season, Junior**—258, in 2018 (399 attempts).  
**Highest Completion Percentage, Game** (*minimum 20 att.*)—88.0 (22 of 25), vs. Colorado State in Denver, Aug. 31, 2018.  
**Highest Completion Percentage, Game** (*minimum 25 att.*)—88.0 (22 of 25), vs. Colorado State in Denver, Aug. 31, 2018.  
**Most Passing Yards Gained By Class/Season, Junior**—2,849, in 2018.  
**Most Passing Yards Gained By Class/Game, Freshman (Redshirt)**—333, vs. Oregon at Eugene, Sept. 24, 2016.  
**Most 300-Yard Passing Games, Consecutive**—3, in 2017 (Oct. 28, Nov. 4-11).  
**Most 300-Yard Passing Games, Career**—13, 2016-19.  
**Most Touchdown Passes, Career**—61, 2016-19  
**Touchdown Passes By Class/Season, Junior**—19, in 2018.  
**Touchdown Passes By Class/Game, Freshman (Redshirt)**—3, vs. Oregon at Eugene, Sept. 24, 2016; vs. Oregon State in Boulder, Oct. 1, 2016  
**Lowest Interception Percentage, Season** (*minimum 350 att.*)—.023 (9 of 377), in 2017.  
**Most Total Offense By Class/Season, Junior**—3,087, in 2018 (2,849 pass, 238 rush).  
**Most Total Offense, Two Seasons**—6,400 (3,313 in 2017; 3,087 in 2018).  
**Most Consecutive 300-Yard Total Offense Games**—3, Oct. 28-Nov. 11, 2017  
**Most 300-Yard Total Offense Games, Season**—6, in 2018.  
**Most 300-Yard Total Offense Games, Career**—17, 2016-19.  
**Most 400-Yard Total Offense Games, Career**—3, 2016-19.  
**Most 3,000-Yard Seasons, Total Offense**—2, 2016-19.  
**Most 200-Yard Passing/100-Yard Rushing Games, Career**—2, 2016-19.  
**Longest Gain From Scrimmage By Class/Senior**—96 (pass), to K.D. Nixon vs. Nebraska in Boulder, Sept. 7, 2019.

**TIED RECORDS (16)**

**Most Consecutive Pass Completions To Start Game**—12, vs. Colorado State in Denver, Aug. 31, 2018.  
**Most 300-Yard Passing Games, Season**—5, in 2018.  
**Most 2,000-Yard Passing Seasons, Career**—3, in 2017, 2018, 2019 (tied with three others)  
**Most 2,500-Yard Passing Seasons, Career**—2, in 2017, 2018 (tied with Joel Klatt).  
**Most Players With 1,000-Yards Passing, Season**—2, in 2016 (1,017, with Sefo Liufau, 2,171).  
**Touchdown Passes By Class/Game, Junior**—4, vs. Colorado State in Denver, Aug. 31, 2018.  
**Most 400-Yard Total Offense Games, Season**—2, in 2017 (tied with Mike Moschetti, 1999).  
**Most 2,000-Yard Seasons, Total Offense**—3, 2016-19 (tied with Kordell Stewart, Joel Klatt and Sefo Liufau).  
**Most 200-Yard Passing/100-Yard Rushing Games, Season**—1, vs. Oregon at Eugene, Sept. 24, 2016; vs. UCLA at Pasadena, Sept. 30, 2017).  
**Most 300-Yard Passing/100-Yard Rushing Games, Season**—1, vs. Oregon at Eugene, Sept. 24, 2016 (tied with Sefo Liufau)  
**Most 300-Yard Passing/100-Yard Rushing Games, Career**—1, in 2016 (tied with Sefo Liufau, 2013-16).  
**Most Touchdown Responsible For, Career**—72, 2016-19 (record: 72, Sefo Liufau, 2013-16)  
**Longest Gain By Class/Sophomore**—89, Laviska Shenault (pass from Montez) vs. Colorado State in Denver, Aug. 31, 2018 (tied with one other).  
**Most Two-Point Conversions Made, Game**—1, tied with several.  
**Passing For A Touchdown and Scoring A Touchdown By Receiving, Game**—1, vs. Oregon State at Corvallis, Oct. 14, 2017 (tied with 11 others).  
**Passing For A Touchdown and Scoring A Touchdown By Receiving, Season**—1, in 2017 (tied with 11 others).

**WITHIN REACH**

**Attempts By Class/Season, Senior**—379 (record: 412, Tyler Hansen, 2011).  
**Most Completions By Class/Season, Senior**—238 (record: 241, Joel Klatt, 2005).  
**Highest Completion Percentage, Season** (*minimum 250 att.*)—62.8 (record: 65.3 (325 of 498), Sefo Liufau, 2014).  
**Highest Completion Percentage, Career** (*minimum 100 att. per season*)—62.4 (record: 62.9 (870 of 1,383), Sefo Liufau, 2013-16)  
**Most Passing Yards Gained, Career**—9,492, 2016-19 (record: 9,568, Sefo Liufau, 2013-16)  
**Lowest Interception Percentage, Career** (*minimum 200 att. per season*)—.0249 (32 of 1,286; record: .0260, Sefo Liufau, 2013-16)  
**Highest Touchdown-to-Interception Ratio, Career** (*minimum 20 TD passes*)—1.90-to-1 (61/32; record: 1.74-to-1 by two others)  
**Most Total Offense, Career**—10,473, 2016-19 (record: 10,509, Sefo Liufau, 2013-16)  
**Most First Downs Earned, Career**—495, 2016-19 (record: 515, Sefo Liufau, 2013-16).

**NEEDS 34****NEEDS 4**

.....

**NEEDS 77**

.....

**NEEDS 37****NEEDS 21**



## COLLEGE FOOTBALL'S "OLD MAN" NO MORE

As a freshman in 2017, **PK James Stefanou** was the second oldest player overall in the FBS, but the oldest freshman; he assumed the mantle of being the oldest collegian in the game in 2018, but is back as the second-oldest this fall. One of the recent influxes of kickers from Australia, he came from a soccer background where he had elite level experience as a defender; he represented Australia on its U19 team, a youth progression team that is the feeder squad to the Olympic team. He also played professionally, most notably in two stints for South Melbourne FC, first from 2005-06 before he signed again with them in 2010. Stefanou got into football by training periodically over the course of six years (2012-17) at ProKick Australia, an academy developed to assist in the transition to American football by providing the fundamentals of punting and kicking. The elderly:

Age	Name, School	Position	Class	Birth Month	Hometown
33	Joshua Griffin, Colorado State	Defensive Back	Jr.	October 1986	Houston, Texas (extensive military service)
<b>32</b>	<b>James Stefanou, Colorado</b>	<b>Placekicker</b>	<b>Jr.</b>	<b>April 1987</b>	<b>Melbourne, Australia (played 10 seasons of professional soccer)</b>
31	Wade Lees, UCLA	Punter	Gr.	April 1988	Melbourne, Australia (Australian Rules football experience; Maryland transfer)
30	Dane Roy, Houston	Punter	Sr.	January 1989	Bunyip, Australia (another ProKick Australia product)
29	Tom Hutton, Oklahoma State	Punter	Fr.	March 1990	Newborough, VI, Australia (Australian Rules football experience)
29	Morgan James, Cincinnati	Offensive Line	Sr.	March 1990	Highland, Mich. (former professional hockey player—Southern Pro League)
29	Jesse Beal, West Virginia	Tight End	So.	July 1990	Washington, D.C. (spent 10 years in minor league baseball)

## STEFANOU AMONG TOP FIVE IN KICK ACCURACY

**PK James Stefanou** is currently in the top five in accuracy for both field goals as well extra-point kicks – one of just two players on both short lists (joined only by **PK Will Oliver**, 2011-14):

### FIELD GOAL PERCENTAGE (minimum 25 attempts)

Rk	Player (Seasons)	FG-FGA	Pct.	Long
1	Jeremy Aldrich (1996-99)	48-64	.750	49
1	Mason Crosby (2003-06)	66-88	.750	60
3	Will Oliver (2011-14)	50-69	.725	53
<b>4</b>	<b>James Stefanou (2017-19)</b>	<b>34-47</b>	<b>.723</b>	<b>53</b>
5	Tom Field (1979-83)	36-55	.654	51

### PAT KICK PERCENTAGE (minimum 60 attempts)

Rk	Player (Seasons)	FG-FGA	Pct.
1	Neil Voskeritchian (1994-95)	95-96	.990
<b>2</b>	<b>James Stefanou (2017-19)</b>	<b>92-93</b>	<b>.989</b>
3	Will Oliver (2011-14)	129-131	.985
4	Ken Culbertson (1986-89)	85-87	.977
5	Aric Goodman (2008-10)	93-96	.969

## THE VERTICAL GAME (EXPLOSION PLAYS)

CU, as in the case with most teams, often is most dangerous on offense when the unit can strike for the big play both via the rush and pass. Colorado had 57 “explosion” plays in 2016, or ones that gained 20 or more yards; that was the most by a CU team since 2007 (49 in 2017). Here’s a look at CU’s 20-plus plays in recent memory, not including bowls, going back to 1994, when CU had a high of 76 plays over 20-yards, almost equal in nature (37 rush, 39 pass):

Season	Total	Rush	Pass	Season	Total	Rush	Pass	Season	Total	Rush	Pass
1994	76	37	39	2000	38	8	30	2007	58	18	40
1995	61	11	50	2001	58	21	37	2008	40	8	32
<b>1996</b>	<b>64</b>	<b>12</b>	<b>52</b>	2002	58	35	23	2009	44	7	37
1997	46	9	37	2003	47	5	42	2010	43	11	32
1998	40	11	29	2004	48	13	35	2011	56	14	42
1999	57	12	45	2005	54	16	38	<b>Season Total</b>	<b>Rush</b>	<b>Pass</b>	
<b>Season Total</b>	<b>Rush</b>	<b>Pass</b>		<b>Season Total</b>	<b>Rush</b>	<b>Pass</b>		2012	36	9	27
				2006	35	18	17	2013	42	5	37
								<b>2019</b>	<b>42</b>	<b>10</b>	<b>32</b>

## AHEAD IN A BIG WAY

From 2006-15, the opponent had almost always had a distinct advantage in TSL (time spent in the lead), but CU reversed that and then some in 2016. The Buffs led for 457 minutes and 20 seconds, or 59 percent of the time; opponents for just 24 percent and the score tied the other 17 percent. CU led for more minutes in 2016 than it had in all 11 previous years after just eight games (and when it held the edge over an entire season just twice: 2005 and 2010. But alas, the opponent held a slight edge in both 2017 and 2018 (*bowl games not included*):

Season	Colorado	Tied	Opponent	Season	Colorado	Tied	Opponent	Season	Colorado	Tied	Opponent
2005	320:31	101:55	297:34	2010	312:45	113:54	293:21	2015	192:47	158:14	428:59
2006	269:22	123:11	327:27	2011	191:12	78:44	510:04	2016	457:20	133:33	189:07
2007	280:56	130:11	308:53	2012	77:38	112:18	530:04	2017	285:30	132:17	302:13
2008	191:24	119:07	409:29	2013	197:17	108:56	413:47	2018	268:07	171:14	280:39
2009	110:29	165:18	444:13	2014	261:22	83:52	374:46	<b>2019</b>	<b>245:43</b>	<b>95:28</b>	<b>318:49</b>

## 100/300

The Buffaloes have historically done well when holding the opponent to under 100 yards rushing and under 300 yards total offense. Dating back to the start of the 1985 season, Colorado is **104-15-1** when the opponent fails to reach 100 yards on the ground, and **105-20-1** when the enemy is held under 300 yards overall. CU is **11-1** and **16-0** in each, respectively, dating back to the start of the 2013 season, and **1-0** this season under Mel Tucker.

## FIVE, 5-0

Senior **P Alex Kinney** joined a handful of players in CU history to play in five games against the same opponent when he punted four times (in addition to holding on placements) in the season opener against Colorado State. He is the first Buffalo since **TE Quinn Sypniewski**, who lined up against the Rams in 2000-01-02-04-05; he lost two seasons after being injured early in 2003 and 2004 and was granted a sixth year.

—**But:** Kinney was **5-0** against Colorado State, believed to be either the first or second player in CU history to be involved in five wins against the same opponent. With no participation records available for the early years of the program, it can’t be confirmed, but **Harry Gamble** lettered six times (1891-96) and could have been 5-0 against the University of Denver.

**RECORD WATCH**

The Buffaloes have set **13** records (and tied **6** others) for a total of **19** thus far in 2019. *NOTE: CU did not adopt the NCAA 2002 policy of adding bowl game statistics in its season or career numbers, thus some may differ from NCAA totals.*

**INDIVIDUAL**

<b>Most Games Played By A Specialist</b> —53, Alex Kinney (2015-19).	<b>RECORD</b>
<i>Record: 50, Greg Pape (SN, 2002-05) and Mason Crosby (PK, 2003-06)</i>	
<b>Most Plays By A Specialist</b> —488, J.T. Bale, 2016-17.	<b>RECORD</b>
<i>Old Record: 466, Justin Drescher, 2006-09 (255 punt, 211 placement)</i>	
<b>Longest Pass Play From Scrimmage, Scoring</b> —96, Steven Montez to K.D. Nixon vs. Nebraska in Boulder, Sept. 7, 2019.	<b>RECORD</b>
<i>Old Record: 94, Robert Hodge to Jeremy Bloom vs. Kansas State in Boulder, Oct. 5, 2002</i>	
<b>Longest Gain, First Career Rush By A Quarterback</b> —27, Blake Stenstrom vs. Southern California in Boulder, Oct. 25, 2019.	<b>RECORD</b>
<i>Old Record: 14, Sal Aunese vs. Stanford in Boulder, Sept. 19, 1987; Mike Moschetti vs. Colorado State in Denver, Sept. 5, 1998.</i>	
<b>Most Consecutive Starts At Quarterback, Career</b> —35, Steven Montez, 2016-19.	<b>RECORD</b>
<i>Record: 31, Gale Weidner, 1959-61.</i>	
<b>Most 300-Yard Passing Games, Career</b> —13, Steven Montez, 2016-19.	<b>RECORD</b>
<i>Old Record: 11, Sefo Liufau, 2013-16.</i>	
<b>Most Quarterback Ratings of 200 or Higher, Career</b> —4, Steven Montez, 2016-19.	<b>RECORD</b>
<i>Old Record: 2, by Kordell Stewart (1991-94) and Koy Detmer (1992-96)</i>	
<b>Most Touchdown Passes, Career</b> —61, Steven Montez, 2016-19.	<b>RECORD</b>
<i>Old Record: 60, Cody Hawkins, 2007-10; Sefo Liufau, 2013-16.</i>	
<b>Most 300-Yard Total Offense Games, Career</b> —17, Steven Montez, 2016-19.	<b>RECORD</b>
<i>Old Record: 13, Sefo Liufau, 2013-16.</i>	
<b>Most Touchdown Responsible For, Career</b> —72, Steven Montez, 2016-19 (60 passing, 11 rushing).	<b>TIED RECORD</b>
<i>Record: 72, Sefo Liufau, 2013-16 (60 passing, 12 rushing).</i>	
<b>Most Touchdowns Receiving, Game</b> —3, Tony Brown vs. Arizona State at Tempe, Sept. 7, 2019.	<b>TIED RECORD</b>
<i>Record: 3, on four previous occasions (Richard Johnson, Rae Carruth, Nelson Spruce, Shay Fields)</i>	
<b>Most Punts Inside-the-15, Career</b> —62, Alex Kinney, 2015-19.	<b>RECORD</b>
<i>Old Record: 59, Darragh O'Neill, 2011-14.</i>	
<b>Most Consecutive PAT Kicks Made To Start Career</b> —78, James Stefanou, Sept. 1, 2017 to Sept. 14, 2019 (20 games).	<b>RECORD</b>
<i>Old Record: 44, Neil Voskeritchian, Sept. 3 to Nov. 12, 1994</i>	
<b>Most Consecutive Field Goals Made</b> —10, James Stefanou, Aug. 30 to Oct. 11, 2019 (six games).	<b>TIED RECORD</b>
<i>Record: 10, Mason Crosby, Nov. 6, 2004 to Sept. 10, 2005 (five games)</i>	

**TEAM**

<b>Most Yards Gained, Fourth Quarter, Game</b> —258, vs. Nebraska in Boulder, Sept. 7, 2019	<b>RECORD</b>
<i>Old Record: 231, vs. Michigan at Ann Arbor, Sept. 24, 1994</i>	
<b>Most Consecutive Games Without A Fumble</b> —4, Oct. 5 through Oct. 25, 2019.	<b>RECORD</b>
<i>Old Record: 3 games, on several occasions (last: 2017).</i>	
<b>Most Games Without A Fumble, Season</b> —6, in 2019.	<b>TIED RECORD</b>
<i>Record: 6, in 2014 and 2017.</i>	
<b>Most Game Without A Turnover, Season</b> —4, in 2019.	<b>TIED RECORD</b>
<i>Record: 4, in 1989, 1993, 2006, 2011, 2017 and 2018.</i>	
<b>Most Consecutive Seasons With At Least One Game Without A Turnover</b> —10, from 2010-19.	<b>TIED RECORD</b>
<i>Record: 10, from 1998-2007.</i>	

**RECORDS WITHIN REACH:**

<b>Most Starts By An Offensive Lineman (Regular Season Only)</b> —43, Tim Lynott, 2016-19.	<b>NEEDS 1 (CAN TIE)</b>
<i>Record: 44, Joe Garten, 1987-90; Bryan Stoltenberg, 1992-95; Stephane Nembot, 2012-15.</i>	
<b>Most Passing Yards Gained, Career</b> —9,492, Steven Montez, 2016-19.	<b>NEEDS 77</b>
<i>Record: 9,568, Sefo Liufau, 2013-16.</i>	
<b>Most Total Offense, Career</b> —10,473, Steven Montez, 2016-19 (9,492 passing, 981 rushing).	<b>NEEDS 37</b>
<i>Record: 10,509, Sefo Liufau, 2013-16 (9,568 passing, 941 rushing).</i>	
<b>Most First Downs Earned, Career</b> —495, Steven Montez, 2016-19 (411 passing, 83 rushing, 1 receiving).	<b>NEEDS 21</b>
<i>Record: 515, Sefo Liufau, 2013-16 (424 passing, 88 rushing, 3 receiving).</i>	
<b>Most Punts Inside-the-20, Career</b> —94, Alex Kinney, 2015-19.	<b>NEEDS 2</b>
<i>Record: 95, Darragh O'Neill, 2011-14.</i>	
<b>Most Punts Inside-the-10, Career</b> —30, Alex Kinney, 2015-19.	<b>NEEDS 5</b>
<i>Record: 34, Darragh O'Neill, 2011-14.</i>	
<b>Most Unassisted Tackles, Season</b> —104, Nate Landman, 2019.	<b>NEEDS 17</b>
<i>Record: 120, Jordan Dizon, 2007.</i>	

**What Are The Odds? / We Found Out.** CU continues to mystify the odds when it comes to winning the opening coin toss; it has won five of nine this year. More along the normal lines, but have still won **34** of the last **47** (73 percent); after that many tosses, the number probably most like should be hovering in the 45-55 percent range. We had a couple of responses when we asked any odds makers (or M.I.T. mathematicians) to chime in: after seven games, it was **1** in **3,486** to win something 34 of 45 times.

**TURNOVER FREE**

In 2017, Colorado saw its record run of consecutive quarters played without turning the ball over end at Washington State with a fourth quarter; the streak ended at a school-record **16** straight quarters (**253:52** in total time), and nearly went four straight games without one as there was just 3:20 remaining in the 28-0 loss to WSU when the streak came to a close. Colorado played **17** games out of **74** under Mike MacIntyre without a turnover, the highest percentage in any CU head coach's tenure over two years since World War II. **Mel Tucker** wasted no time coaching his first turnover-free game, doing it in his debut against Colorado State and already has seen his teams have four mistake free games. Take a look (TFG—turnover free games; TG—total games):

Coach	TFG	(Record)	TG	Pct.	Coach	TFG	(Record)	TG	Pct.	Coach	TFG	(Record)	TG	Pct.
Mike MacIntyre	17	(11-6)	74	23.0	Eddie Crowder	6	(5-1)	118	5.1	<b>Mel Tucker</b>	<b>4</b>	<b>(5-6)</b>	<b>11</b>	<b>36.4</b>
Bill McCartney	23	(18-3-2)	153	15.0	Dal Ward	5	(2-1-2)	110	4.5	Jon Embree	5	(1-4)	25	20.0
Dan Hawkins	8	(3-5)	58	13.8	Bill Mallory	1	(1-0)	57	1.7	Brian Cabral	1	(1-0)	3	33.3
Gary Barnett	11	(49-38)	87	12.6	Chuck Fairbanks	0	(0-0)	33	0.0	Kurt Roper	0	(0-1)	0	0.0
Sonny Grandelius	3	(2-1)	31	9.7	-----two or fewer seasons/interims-----					Bud Davis	0	(0-0)	10	0.0
Rick Neuheisel	3	(3-0)	47	6.4	Mike Hankwitz	1	(0-1)	1	100.0	Jim Yeager	0	(0-0)	19	0.0

- Colorado has now played four turnover-free games in 2019 (tying the school record of four, set in six previous times, last in 2018).
- Colorado also played four turnover-free games in 2017, thus has 12 over the last 35 games, easily the school-best for a span of that few number of games. And in 2017, it nearly had a fifth—an interception on a Hail Mary as time ran out at Arizona State was the lone turnover of that game.
- Post-World War II (dating back to 1946), Colorado has played **88** turnover-free games, owning a record of **57-27-4** in those games (**2-1** in bowls).
- Colorado played at least three turnover-free games the last five seasons (2015-19), easily the longest streak in school history; the **18** games without a turnover over the last five seasons are the most in any five-year span in school history, besting **12** mistake free games from 1987-91.
- Colorado has now had at least one turnover-free game for 10 straight seasons (2010-19, **29** total), tied for the longest run in school annals: the Buffs had at least one for 10 straight years (1998-2007, **19** total); CU also had a run of nine consecutive seasons (1987-95, **22** total).


**LANDMAN HAS LANDMARK GAME**

Junior **ILB Nate Landman** was a bright spot in CU's 45-3 loss at Oregon on Oct. 11; after the coaches video review, which CU has historically used for its defensive totals, he was credited with 16 tackles (all solo/unassisted; press box totals had him for 14, 10 solo). That tied for the fifth-most unassisted tackles in CU history, and the most since **ILB Jordan Dizon** had 17 against Colorado State in 2007.

**ALL-TIME CU SINGLE GAME UNASSISTED TACKLES**

UT	(AT-Tot)	Player	Opponent	Date
19	( 1-20)	Greg Biekert	at Illinois	Sept. 15, 1990
19	( 9-28)	Hannibal Navies	Missouri	Nov. 1, 1997
17	( 4-21)	Rodney Rogers	at Oklahoma	Nov. 16, 1985
17	( 5-22)	Jordan Dizon	Colorado State (Denver)	Sept. 1, 2007
16	( 6-22)	Ray Cone	Oklahoma	Oct. 30, 1982
<b>16</b>	<b>( 0-16)</b>	<b>Nate Landman</b>	<b>at Oregon</b>	<b>Oct. 11, 2019</b>

- In his first career start on defense (in the 2018 season opener against Colorado State in Denver) he was in on **14** tackles (for solo), tied with three others for the most tackles in a first career start. He earned Pac-12 defensive player of the week honors for his efforts.
- With 11 tackles against Arizona on Oct. 5, Landman became the 73rd player in school history to record **200** career tackles, doing so in just 28 career games.
- He's rapidly climbing CU's all-time tackle list, as his **267** has him tied for 26th in all-time in total stops, while his **176** unassisted stops rank 25th (he is also 32nd in tackles for loss with **24** and 11th in third down stops with **33**).
- He has **127** tackles this season (**104** solo), or **11.5** per game; barring injury, he's on pace to finish with the most stops since **ILB Jordan Dizon** racked up 160 in 2007 (120 solo). The **127** tie him for the 25th-most in a single season at Colorado.
- His **104** solo tackles rank as the third-most in a single season, as he is the fourth Buff to reach the century mark. He trails only **ILB Jordan Dizon** (120 in 2007) and **ILB Greg Biekert** (105 in 1990) and had passed **ILB Ray Cone** (102 in 1982).
- He has **14** career double-digit tackle games (seven this season); his personal best is tackles (11 solo) against Utah in Boulder in 2018.

**ELEVEN HAVE DASHED 100 ... OR FURTHER**

In 2017 (Oct. 28), then-junior **DB Nick Fisher** joined a very exclusive club when he returned an interception 100 yards in the fourth quarter to close out CU's 44-28 win over California. It was the 11th 100-yard play in CU history, the fourth interception return of that length. However, the NCAA seals returns at a 100-yard maximum; if it allowed returns to be scored like the NFL, counting end zone yardage, Fisher would have been credited with a 109-yard return (CU's head statistician is also the Broncos'). It was the first 100-yard interception return since 1996, when **FS Steve Rosga** pulled it off against Oklahoma State (his would have been 105 yards). **ILB Marcus Burton** came close in 2005, when he picked one off at the half yard line and raced 99 yards for a score — at Oklahoma State.

**COLORADO / 100-YARD PLAYS****KICKOFF RETURNS**

Yards	Player, Opponent, Site, Date (*—opening kickoff of game)
100	Byron White vs. Denver at Denver, Nov. 26, 1936 (TD).
100	*Cliff Branch vs. Kansas in Boulder, Nov. 7, 1970 (TD).
100	*Billy Waddy vs. Kansas State in Boulder, Nov. 22, 1975 (TD).
100	Howard Ballage vs. Nebraska in Boulder, Oct. 21, 1978 (TD).
100	Walter Stanley vs. Oklahoma in Boulder, Oct. 4, 1980 (TD).
100	*Ben Kelly vs. Missouri in Boulder, Oct. 9, 1999 (TD).
100	Marques Mosley vs. Utah in Boulder, Nov. 23, 2012 (TD).

**INTERCEPTION RETURNS**

Yards	Player, Opponent, Site, Date
100	Dick Kearns vs. Denver at Denver, Nov. 24, 1938 (TD).
100	Johnny Zeigler vs. Colorado Mines in Boulder, Sept. 26, 1942 (TD).
100	Steve Rosga vs. Oklahoma State in Boulder, Oct. 12, 1996 (TD).
<b>100</b>	<b>Nick Fisher vs. California in Boulder, Oct. 28, 2017 (TD).</b>





## COLORADO BY THE NUMBERS IN 2019

- 0** Quarterback sacks allowed versus CSU, just the fifth time in the last 24 season openers the opponent failed to get to the quarterback (2018, 2014, 2008, 2004);
- 0-7-2** The Buffs record in Pac-12 road "doubleheaders" (road games in back-to-back weeks: no sweeps, two splits, swept six times); Oregon-Wash. State (0-2) in 2019.
- 1-2** Colorado's record on Fridays; just the second time CU played three Friday games (and the second year in a row after going 2-1 in 2018).
- 1:43 (a.m.)** The time Colorado returned to the Champions Center on campus from its road loss at Washington State;
- 2** Colorado has played two overtime games in a season now four times, the first time with back-to-back games (Nebraska and Air Force);
- 2** This was just the second time Colorado played Colorado State and Air Force in the same season (along with 1958);
- 2** The number of interceptions by **S Mikial Onu** against CSU (he had three in his SMU career); first Buffs in three seasons to snare two;
- 2-4-2** The Buffs record in Pac-12 home "doubleheaders" (two sweeps—WSU and Utah in 2016 and Stanford and Washington this year; two splits, swept four times);
- 3 A's** CU played three straight opponents that began with the same letter for the first time since 1936 (Colorado Mines, Colorado A&M, Colorado College);
- 3:02 (a.m.)** The time Colorado returned to the Champions Center on campus from its road loss at UCLA;
- 3rd** Mel Tucker became the third coach to win his debut at the reins of the CU program with the Buffs' 52-31 win over Colorado State;
- 3:15** The average length of CU's games in 2019 (the quickest—Stanford, **2:59**; the longest—Nebraska, **3:49**). The average in 2018: **3:23**;
- 4:11 (a.m.)** The time Colorado returned to the Champions Center on campus from its road victory at Arizona State;
- 4:41 (a.m.)** The time Colorado returned to the Champions Center on campus from its road loss at Oregon;
- 4-5** Colorado's record in Pac-12 Conference openers, including this year's 34-31 win at Arizona State (**3-1** on the road);
- 7-of-7** Colorado's performance against Air Force on 3rd/4th-&-5 or less against Air Force (5-of-5 on third down, 2-of-2 on fourth);
- 8** The number of fourth quarter sacks by the Buffs in 11 games (doubling the number of four in the quarter in all of 2018);
- 8:47 (p.m.)** The starting time of the season opener against CSU (lightning delayed it 37 minutes), the fourth-latest kickoff in CU history (second-latest in Colorado);
- 10** The number of consecutive field goals made by **PK James Stefanou**, tying the school record by PK Mason Crosby (set over the 2004-05 seasons);
- 10** The Buffaloes have had at least one turnover-free game for the last 10 seasons, tying the school's previous best run;
- 13** The number of non-conference games CU had won in a row in the state of Colorado (dating back to 2015) until losing to Air Force in overtime this year;
- 14** The number of true freshmen the Buffs have played in 2019 (**5** offense/**9** defense);
- 15** The number of possessions the opponent has started in CU territory (out of **133**; nine have led to scores, 7 TDs/2 FG).
- 16-25** Colorado's all-time record in regular season games played on Friday (**1-2** this season);
- 16** The number of solo (and total) tackles **ILB Nate Landman** had at Oregon, tied for the fifth-most unassisted in a game in CU history;
- 17** The Buffaloes rallied from being down 17-0 to Nebraska late in the third quarter to rally for a 34-31 win in overtime;
- 17-14** The first half scoring edge for CU against USC this year; the Trojans had outscored the Buffs **180-47** in the eight previous first halves;
- 18-6** Colorado's non-conference record dating back to the start of the 2013 season (includes Pac-12 title game and Alamo Bowl; **18-4** regular season);
- 21** The number of fumbles by CU tailbacks (on offense) in **86** games from 2013-19 (**2,422** carries; **2** this year in **305**; **6** in the last **951**);
- 26** Mel Tucker was named the 26th head coach in Colorado history on December 5, 2018;
- 31** The number of different NFL teams that scouted the Buffaloes on game days this season (the lone not to: Cincinnati);
- 31** The number of Colorado games played in less than three hours since 1990 (out of **365** games; last: 2:59 versus Stanford on Nov. 9 this year);
- 32** The number of players making their debut in CU uniform this season;
- 35-of-49** The number of coin tosses CU has won dating back to the '16 opener (**71.4%**; CU was 13-of-14 in '16);
- 36.7** The third down efficiency of opponents against Colorado in the state's borders since the '09 opener (**403-of-1,098**).
- 38** The average yardline CU has made its 48 punts from (about 6-7 yards higher than the usual average);
- 38.7** The opponents' combined percentage on third down inside-the-CU 20 (**110-of-284**) in the last 121 games (dating to 2008; **14-of-24** this year);
- 51-24** The margin in which CU has outscored the opponent in the last two minutes of each half combined (**34-24** in first, **17-0** in second);
- 53** The number of Buffaloes who have scored 100 or more career points (**WR Laviska Shenault** the latest with **108**);
- 53rd** The number season of CU's live buffalo mascot "Ralphie" leading the team out on the field;
- 54** The length of a kickoff return by **WR Laviska Shenault** against Nebraska; the longest KOR by a Buff since 2012, when Marques Mosley had a 100-yarder vs. Utah;
- 54** The number of Buffaloes who have 1,000 or more career rushing yards; **TB Alex Fontenot** looking to make it 55;
- 64** Consecutive wins by Colorado when holding the opponent to 13 points or less (dating to a 7-0 loss at Nebraska in 1988);
- 63.9** The opponents' TD percentage on drives inside-the-20 (red zone) against CU (**23** TDs/**36** trips; **7** field goals, **6** non-scores);
- 65.7** Colorado's third down efficiency on 3rd-&-4 or less the last three seasons (**184-of-280**; 45-of-68 this season/77.18 on 3rd-&-1: **74-of-96**);
- 66.5** The average temperature at kickoff for CU's 11 games in 2019 (compared to **60.4** for 12 games in 2018);
- 78** The number of consecutive PAT kicks made by **PK James Stefanou** to start his CU career, a school record;
- 96** The length of a Steven Montez-to-K.D. Nixon touchdown pass against Nebraska, the longest play from scrimmage in Colorado history;
- 98.8%** The percentage of capacity thus far this season in three games at Folsom Field (49,573 average for a capacity of 50,183; some passes included in attendance);
- 107** The number of consecutive PAT kicks CU made from Oct. 15, 2016 through Sept. 14, 2019 when Air Force blocked one in the fourth quarter;
- 118.6** The average number of plays (plays, punts/placement kicks, returns, fair catches) per fumble this season (**8** fumbles, **949** touches);
- 318** The number of all-time wins Colorado has recorded at Folsom Field since it opened on Oct. 11, 1924 (**409** overall at all home venues);
- 446** The number of touches the Buffaloes had between fumbles (over a six game span; second half at Arizona State through the first half at UCLA);
- 468** The total offense that **QB Steven Montez** amassed in his first career start at Oregon in 2016 (**333** passing, **135** rushing and accounting for **4** TDs);
- 710** The number of all-time wins by Colorado, as the Buffaloes became the 25th school to win 700 games;
- 10,473** The career yards of total offense by **QB Steven Montez**, as he chases down the all-time record by Sefo Liufau (**10,509** from 2013-16);
- 1,294,101** The total attendance of the **19** Rocky Mountain Showdowns played in Denver.

## LITTLE KNOWN RARITY

In CU history, the Buffaloes have had a 100-yard rusher and receiver in the same game on **48** occasions (**37-11** when this occurs). Since CU joined the Pac-12 in 2011, it has occurred **18** times overall (once each in 2011, 2012, 2013, 2014, 2015 and 2019; four times in 2016, thrice in 2017 and four times in 2018). In 2001, the first time the same player had 100 yards in both in the same game at Colorado occurred when **TB Cortlen Johnson** had 172 rushing and 105 receiving at Iowa State. *The full list can be found on page 179 of the 2019 CU Media Guide.*



## 2019 SENIORS (18)

No.	Player	Pos.	Ht.	Wt.	Cl.	Exp.	Hometown (High School/Previous College)	Major (Minor)	Grad Status
1	ABRAMS, Delrick Jr.	CB	6- 3	185	Sr.	1L	Angie, La. (Varnado/Independence Community College)	Ethnic Studies	May '20
63	*BALE, J.T.	SN	6- 2	215	Sr.	3L	La Mirada, Calif. (La Mirada)	Economics	Dec. '19
35	BISHARAT, Beau	TE	6- 2	230	Sr.	3L	Sacramento, Calif. (Jesuit)	Political Science	May '20
18	*BROWN, Tony	WR	6- 1	195	Sr.	1L	La Mirada, Calif. (La Mirada/Texas Tech)	Sociology	May '20
37	*COOPER, Lucas	S	5-10	185	Sr.	3L	Palos Verdes, Calif. (Palos Verdes)	Strategic Communication	Dec. '19
42	*FALO, Nu'umotu Jr.	OLB	6- 2	240	Sr.	3L	Sacramento, Calif. (Inderkum)	Ethnic Studies	Dec. '19
17	GOLDIN, Josh	QB	6- 2	190	Sr.	1L	Highlands Ranch, Colo. (Rock Canyon)	Business-Finance	May '20
51	*HAMBRIGHT, Arlington	OL	6- 5	300	Gr.	TR	Ypsilanti, Mich. (Belleville/Garden City CC/Oklahoma State)	Higher Education	May '21
9	*HARRIS, Jalen	TE	6- 4	255	Gr.	TR	Montgomery, Ala. (St. James/Auburn)	Education-FPP	Dec. '19
88	^ JONES, Darrion	TE	6- 6	255	Sr.	1L	Compton, Calif. (Carson/Los Angeles Harbor College)	Sociology	May '20
89	*#KINNEY, Alex	P	6- 1	205	Sr.-2	4L	Fort Collins, Colo. (Rocky Mountain)	Business-Management	Grad. (May '19)
56	*#LYNOTT, Tim Jr.	C	6- 3	300	Sr.	3L	Parker, Colo. (Regis)	Strategic Communication	Grad. (Dec. '18)
12	*MONTEZ, Steven	QB	6- 5	230	Sr.	3L	El Paso, Texas (Del Valle)	Strategic Communication	Dec. '19
	ONU, Mikial	S	5-11	205	Gr.	TR	Sugarland, Texas (George Ranch/SMU)	Organizational Leadership	May '21
49	PRICE, Davis	PK	6- 2	205	Sr.	3L	Evergreen, Colo. (Evergreen)	Journalism	May '20
68	*SHUTACK, Jack	OL	6- 6	300	Sr.	1L	Western Springs, Ill. (Nazareth Academy/Rutgers)	Sociology	May '20
20	TAYLOR, Davion	OLB	6- 2	225	Sr.	1L	Magnolia, Miss. (South Pike/Coahoma Community College)	Psychology	May '20
52	CHANGAM, Alex	OLB	6- 3	245	Sr.	1L	Doula, Cameroon/John's Creek, Ga. (Chattahooche/De Anza College)	Ethnic Studies	May '20

(\*—fifth-year senior; #—master's program in Organizational Leadership; ^—no longer on team but remained in school.)

**OTHER GRADUATES:** Aside from the three graduate transfers and Kinney and Lynott, no other Buffaloes have graduated at this time.

## GRADUATION REVIEW

(Through August 2019) Over the last 18 years, Colorado has had **330** of its **364** seniors graduate, or translating to **90.7** percent in this time frame (including 20 of the 23 seniors in 2018); these are the 2001-2018 senior classes, including those players who received medicals. Over the last 11 years, 215 of the last 234 have graduated (**91.9%**), with eight of those 19 either playing in the NFL or attempting to do so and haven't yet been able to complete their requirements. NCAA numbers will not match these (it doesn't allow a school to count transfers who graduate, but it does count against a school if it had a player transfer; it also does not count walk-ons). It's one of the reasons the numbers are skewed to be lower than they really are, especially at tougher academic schools like Colorado and its Pac-12 brethren. **TEAM GRADE POINT AVERAGE:** The team's **2.63** cumulative grade point average through the Spring 2019 semester is its second highest on record (data collected since 1996); the team has 17 straight semesters over a 2.5 (data collected since 1996).

## 100+ RETURN YARDS NOT THAT COMMON

Often lost in all the conversation about total offense and defense are return yards — but they often swing a game. In 2017, CU owned a **396-234** edge, and had two games with 100-plus return yards (116-9 versus Texas State and 126-5 against Cal). CU's had just five games since 2002 with over 100 returns yards in a game (and have had two in the same season since 2002; the last time with three was 2001). In 2016, CU had **175** against UCLA in its 20-10 win, and they played a huge role, accounting for one touchdown via punt return and setting up CU's lone offensive score via an interception return. It was the most return yards by the Buffs since Oct. 26, 2002, when they had **183** in a 37-13 win over Texas Tech (125 interception, 44 punt, 14 fumble). The other two games with 100-plus came in 2008 against Eastern Washington (135) and in 2013 against Central Arkansas (125).

► In the '18 opener against Colorado State, the Buffaloes owned an **87-0** edge in return yards, most coming on punts (85 yards); those collectively set CU up at their own 28-yard line; at Nebraska, the edge was **32-(-2)**. All told, CU had the advantage in eight games in 2018 with an overall edge of **372-275**.

► For the ultimate example of how rare 100 return yards can be, look no further than CU's game at UCLA in 2017. The Buffs held the edge in return yardage ... **1-0**. There were no punt or fumble returns, no miscellaneous returns, and the only yard game on the lone interception and return of the game. And then against Arizona, the Wildcats had a **6-0** edge (a single punt return).

► **Knock on Wood.** Through 11 games in 2019, CU has not allowed a non-offensive score; the last time the Buffaloes did not have an opponent record at least one touchdown by a return was in 2006 (and that's the only season over the last 28 years, since CU did not allow one for three straight seasons: 1989-90-91).

## PRICE MADE MARK AS A FROSH

**PK Davis Price** joined the team as a recruited walk-on in June 2016, and wound up seeing action as a true freshman due to a season-ending injury in the Michigan game to **Diego Gonzalez**. He was first pressed into service as the kickoff specialist at Oregon in game four, and the next week, he was promoted into the first-team role the next week for Oregon State. He responded by making all five of his extra point tries and both of his field goals, including a 54-yard boot on his first try, the CU record for both the longest made by a freshman and the longest first-career make. He was recognized for his performance as the Pac-12's Special Teams Player of the Week; the 54-yarder was the longest by a freshman in the NCAA in 2016 and tied for the fourth-longest overall.

## Longest Field Goals By A Freshman In The NCAA / 2016

54	Davis Price, Colorado (Oct. 1 vs. Oregon State)
53	Matt Ammendola, Oklahoma State (Sept. 10 vs. Central Michigan)
53	Logan Tyler, Florida State (Nov. 11 vs. Boston College)
No others over 50 yards	

## Longest Field Goals / Colorado Freshmen

54	Davis Price, vs. Oregon State in Boulder, Oct. 1, 2016
53	James Stefanou vs. Arizona State at Tempe, Nov. 4, 2017
52	Will Oliver, vs. California in Boulder, Sept. 11, 2011
51	Tom Field, vs. Oregon in Boulder, Sept. 8, 1979
50	Tom Field, vs. Oklahoma State in Boulder, Nov. 10, 1979
49	James Stefanou vs. Washington in Boulder, Sept. 23, 2017

► **A FIRST?** It was for sure for CU: United Airlines provides the team charter for CU's travel, and for the 2016 USC trip, the pilot was **Doug Price** — Davis' father. A CU graduate himself, he is an Air Force Veteran who has been flying for United for 22 years; he normally flies military charters bringing troops back home from overseas.

► **THE SECOND.** He piloted CU's charter to and from Seattle for the Washington game this season, and it was extra special as his sons handled all the kicking chores in the game: Davis the punting and kickoff duties, and freshman Evan the placekicking (he made good on all three kicks, two field goals and a PAT). It was Evan's first game as he replaced an injured James Stefanou on the trip.

**CAREER GAMES PLAYED/STARTED CHART**

Listed below are the career games played/started for the players on the 2019 Colorado Buffaloes. The players on the opening camp roster collectively had played in 753 games, but with just 179 starts (the fewest by a returning team since info started being tracked in 1984. The list through Nov. 23 *(includes the '16 Alamo Bowl)*:

Player	G	GS	Player	G	GS	Player	G	GS	Player	G	GS	Player	G	GS
ABRAMS	20	18	FILLIP	10	2	LEWIS	20	0	POPLAWSKI	9	0	STANLEY	14	9
ALLEN	11	0	FONTENOT	22	10	LUCKETT	5	2	PRICE, D.	38	—	STEFANOU	28	—
APPLETON	4	0	FRANCIS	2	0	LYNCH	0	0	PRICE, E.	5	—	STENSTROM	3	0
ARIAS	23	0	GOLDIN	9	0	LYNOTT, Jr.	47	44	PURSELL	18	16	STILLWELL	3	0
BACA	0	0	GROTH	0	0	LYTLE, C.	14	0	RAKESTRAW	35	10	TAYLOR	23	19
BALE	49	0	GUSTAV	3	0	LYTLE, T.	7	0	RAY	11	0	TCHANGAM	20	4
BEDELL	0	0	HAM	3	0	MADDOX	16	3	ROBINSON	10	0	THOMAS	4	0
BELL	14	0	HAMBRIGHT	11	11	MAGRI	22	0	RODDICK	11	2	TOWNSEND	0	0
BISHARAT	47	1	HARRIS	11	1	MANGHAM	11	1	RODMAN	11	2	TRUJILLO	7	5
BLACKMON	12	5	HUDSON	8	0	MILLER	10	4	RUSSELL	23	13	UDOFFIA	26	11
BROUSSARD	0	0	HUFFMAN-DIXON	0	0	MONTEZ	46	38	RYAN	0	0	VAN DIEST	17	5
BROWN	23	13	JACKSON	16	0	MONTGOMERY	4	0	SAMI	10	10	VAUGHN	34	0
BRUMBAUGH	11	0	JOHNSON, A.	1	0	MURRAY	2	0	SANDERS	6	0	WATERS	0	0
CALLIER	18	2	JOHNSON, D.	0	0	NEWMAN	15	0	SAUVAO	0	0	WELLS	21	15
CATE	0	0	JOHNSON, M.	20	20	NIXON	34	19	SEHMANSKI	0	0	WILEY	0	0
CHIAVERINI	7	0	JONES, A.	28	5	NOYER	19	0	SENN	0	0	WILLIAMS	11	0
CICCARONE	0	0	JONES, D.	11	0	OATS	0	0	SHENAU, L.	31	16	<b>2019 TOTALS</b>	<b>1405</b>	<b>421</b>
COOPER	32	0	JORDAN	11	2	ONU	11	11	SHENAU, V.	4	0	<b>2018 FINAL</b>	<b>1534</b>	<b>457</b>
DAVIS	10	0	JYNES	3	0	PAIGE	2	0	SHERMAN	23	20			
DEITCHMAN	0	0	KINNEY	54	—	PELL	4	0	SHUTACK	11	5			
DOSS	5	0	KUTSCH	23	11	PERRY, M.	8	1	SIMON	0	0			
DUBAR	0	0	LANDMAN	34	23	PERRY, Q.	1	0	SMITH, A.	0	0			
FALO	41	1	LANG	22	11	POHAHAU	0	0	SMITH, D.	11	0			

**Returning Highs & Lows:**

**MOST GAMES:** 1,080 (2005), 1,072 (2016), 1,053 (2006), 1,027 (2017), 924 (2001). **MOST STARTS:** 412 (2016), 327 (2015), 326 (2001), 314 (2014), 313 (2010).

**FEWEST GAMES:** 674 (2012), 694 (2000), 752 (2019), 761 (2004), 790 (1999). **FEWEST STARTS:** 179 (2019), 182 (2004), 193 (2018), 220 (1995), 223 (2000, 2012).

**LAST TRUE FRESHMEN TO START:** CB Tarik Lockett, TB Jaren Mangham, S Mark Perry, DT Na'im Rodman, CB K.J. Trujillo (2019); DE Israel Antwine, OT Frank Fillip, WR Dimitri Stanley (2018); TB Patrick Carr, CB Nick Fisher, CB Isaiah Oliver, ILB Grant Watanabe (2015); WR Shay Fields, WR Donovan Lee, DE Christian Shaver, S Evan White (2014); TB Michael Adkins II, CB Chidobe Awuzie, DE Jimmie Gilbert, ILB Addison Gillam, QB Sefo Liufau, S Tedric Thompson, CB John Walker (2012).

**LAST TRUE FRESHMEN TO START AT QUARTERBACK:** Sefo Liufau (2013), Tyler Hansen (2008), Craig Ochs (2000), Koy Detmer (1992). **IN A SEASON OPENER:** Has not occurred.

**LAST TRUE FRESHMEN TO START AT RUNNING BACK:** TB Patrick Carr (2015), Michael Adkins II (2013), Donta Abron, Christian Powell (2012); Darrell Scott (2008),

Rodney Stewart (2008), Brian Lockridge (2007), Brian Calhoun (2002), Marcus Houston (2000). **IN A SEASON OPENER:** Kent Kahl (1991).

**LAST REDSHIRT FRESHMEN TO START:** OG Casey Roddick, DT Jalen Sami, WR Dimitri Stanley (2019), DE Terrance Lang, CB Chris Miller, OG Jake Moretti, C Colby Pursell,

TE Brady Russell, OT William Sherman, OLB Carson Wells (2018); CB Trey Udoffia (2017); OT Aaron Haigler, OG Tim Lynott, QB Steven Montez (2016).

**LAST PLAYERS TO START FOR THE FIRST TIME AS A SENIOR:** TE Beau Bisharat, OLB Nu'umotu Falo, OT Arlington Hambright, TE Jalen Harris, S Mikial Onu, OG Jack Shutack, OLB Alex Tchangam (2019); TB Kyle Evans, TB Travon McMillian, S Kyle Trego (2018); OLB David Goldberg, WR Logan Gray, FB Evan Harrington, DT Conrad Obi, DE Tony Poremba, OG Sione Tau (2011).

**LAST PLAYERS TO START WHILE A WALK-ON:** OG Jack Shutack (2019); FS Ryan Moeller (2014); FB Jordan Murphy (2013); WR Dusty Ebner, C Keenan Stevens (2009),

WR Steve Melton (2008); ILB Jake Duren, SS D.J. Dykes (2007).

**STARTING STREAKS**

Through 11 games in 2019, **QB Steven Montez** has made the most consecutive starts with 35; he is followed by **ILB Nate Landman** (23), **OT Will Sherman** (20) and **C/OG Tim Lynott** (17).

**19 HAVE MADE FIRST CAREER STARTS IN 2019**

In the 2019 season opener against Colorado State in Denver, eight Buffaloes made their first career starts: **OLB Nu'umotu Falo**, **TB Alex Fontenot**, **OT Arlington Hambright**, **OG Kary Kutsch**, **S Aaron Maddox**, **S Mikial Onu**, **DT Jalen Sami** and **ILB Jonathan Van Diest**. Against Nebraska, **OLB Alex Tchangam** made his first career start; **TE Jalen Harris** did the same against Air Force and **DL Janaz Jordan** at Arizona State. Against Arizona, **OG Casey Roddick** and **CB K.J. Trujillo** got the starting call and then at Oregon, **TE Beau Bisharat** and **ILB Akil Jones** made their first-ever starts. A week later, **S Mark Perry** and **OG Jack Shutack** started at Washington State, and on the next road trip, **CB Tarik Lockett** and **TB Jaren Mangham** joined the group.

**Historically:** Only 13 true freshmen have started from scrimmage for CU in a season opener: **TB Billy Waddy**, 1973 (at Louisiana State); **CB Victor Scott** and **OLB Scott Hardison**, 1980 (at UCLA); **HB Eric Bieniemy**, 1987 (vs. Oregon); **OG Clint Moore**, 1991 (vs. Wyoming); **ILB Jordon Dizon**, 2004 (vs. Colorado State); **CB Greg Henderson**, 2011 (vs. Hawai'i); **CB Kenneth Crawley** and **WR Gerald Thomas**, 2012 (vs. Colorado State); **ILB Addison Gillam**, 2013 (vs. Colorado State); **WR Shay Fields** and **DE Christian Shaver**, 2014 (vs. Colorado State); and **DE Israel Antwine**, 2018 (vs. Colorado State); add a 14th for the first play of the game/season on special teams (kickoff coverage team): **PK Kevin Eberhart** (2003, kicked off vs. CSU in Denver).

**ANNUAL FIRST-TIME STARTERS:** 1984 (29), 1985 (9), 1986 (15), 1987 (14), 1988 (16), 1989 (7), 1990 (16), 1991 (23), 1992 (15), 1993 (7), 1994 (6), 1995 (11), 1996 (8), 1997 (14), 1998 (27), 1999 (14), 2000 (16), 2001 (12), 2002 (16), 2003 (20), 2004 (12), 2005 (11), 2006 (24), 2007 (18), 2008 (15), 2009 (18), 2010 (21), 2011 (21), 2012 (21), 2013 (12), 2014 (14), 2015 (23); 2016 (5); 2017 (11); 2018 (24); **2019 (19)**.

**32 PLAYERS HAVE SEEN FIRST CU ACTION IN 2019**

A total of **32** players have seen their first action in a CU uniform this season (16 did so against Colorado State in the opener, considerably down from the record 34 a year ago). Here is the breakdown by class of those players (\*—mainly special teams duty):

**TRUE FRESHMEN (14):** TB \*Joe Davis, OLB \*Joshka Gustav, ILB \*Marvin Ham, OL Austin Johnson, DT Janaz Jordan, CB Tarik Lockett, TB Jaren Mangham, DT Lloyd Murray, OLB \*Alec Pell, S Mark Perry, DT Na'im Rodman, WR La'Vontae Shenault, CB K.J. Trujillo, DT Austin Williams. **REDSHIRT FROSH (8):** C Joshua Jynes, OL Kanan Ray, LB Ray Robinson, OL Casey Roddick, DT Jalen Sami, TB Deion Smith, QB Blake Stenstrom, CB Dylan Thomas. **SOPHOMORES (4):** CB \*Curtis Appleton, TE \*Legend Brumbaugh, DE Jeremiah Doss, TE Luke Stillwell. **JUNIORS (3):** ILB Jash Allen, OLB Jamar Montgomery, ILB Quinn Perry. **GRADUATE TRANSFERS (3):** OT Arlington Hambright, TE Jalen Harris, S Mikial Onu.

Recent counts: **45** (2018), **25** (2017), **23** (2016), **35** (2015), **26** (2014), **18** (2013), **26** (2012), **33** (2011), **26** (2010), **22** (2009), **30** (2008), **28** (2007).



## 2019 PARTICIPATION CHART

The participation chart for the 2019 Colorado Buffaloes; KEY: **S**—started; **✓**—played; **DNP**—dressed, but did not play; **INJ**—injured/illness; **SSP**—suspended; (—) —denotes did not dress; ● —saw first action as a Buffalo in 2019:

Player	CSU	NU	AFA	ASU	UA	UO	WSU	USC	UCLA	STAN	UW	UU
ABRAMS	S	S	S	S	S	S	S	S	S	S	INJ	S
● ALLEN	✓	✓	✓	✓	✓	✓	✓	✓	✓	✓	✓	✓
● APPLETON	DNP	DNP	✓	✓	DNP	DNP	DNP	DNP	✓	✓	✓	✓
ARIAS	✓	✓	✓	✓	✓	✓	✓	✓	✓	✓	✓	✓
BACA	DNP	DNP	NP	—	—	—	—	—	—	—	—	—
BALE	✓	✓	✓	✓	✓	✓	✓	✓	✓	✓	✓	✓
BEDELL	DNP	DNP	DNP	DNP	DNP	INJ	INJ	INJ	INJ	INJ	INJ	INJ
BELL	✓	✓	✓	✓	✓	✓	✓	✓	✓	✓	✓	✓
BISHARAT	✓	✓	✓	✓	✓	S	✓	✓	✓	✓	✓	✓
BLACKMON	S	S	INJ	✓	✓	INJ	INJ	INJ	INJ	INJ	INJ	INJ
BROWN	✓	✓	✓	✓	S	S	S	S	S	S	S	S
● BRUMBAUGH	✓	✓	✓	✓	✓	✓	✓	✓	✓	✓	✓	✓
CALLIER	DNP	—	—	✓	✓	✓	—	—	—	—	—	—
CHIAVERINI	✓	✓	✓	✓	✓	—	DNP	DNP	DNP	DNP	—	—
CICCARONE	DNP	—	—	—	—	—	—	—	—	—	—	—
COOPER	INJ	INJ	INJ	INJ	✓	✓	✓	✓	✓	✓	✓	✓
● DAVIS	✓	✓	✓	✓	✓	✓	✓	✓	INJ	✓	✓	✓
DEITCHMAN	DNP	—	—	—	—	—	—	—	—	—	—	—
● DOSS	DNP	DNP	DNP	✓	✓	✓	DNP	DNP	DNP	✓	—	—
DUBAR	DNP	—	—	—	—	—	—	—	—	—	—	—
FALO	S	✓	✓	✓	✓	INJ	✓	✓	✓	✓	✓	✓
FILLIP	✓	DNP	DNP	DNP	DNP	✓	DNP	DNP	DNP	DNP	DNP	DNP
FONTENOT	S	S	S	S	S	S	S	S	INJ	S	S	S
FRANCIS	DNP	—	—	—	DNP	—	—	—	—	DNP	DNP	DNP
GOLDIN	DNP	DNP	DNP	DNP	DNP	DNP	DNP	DNP	DNP	DNP	DNP	DNP
GROTH	DNP	—	—	—	—	DNP	—	—	—	DNP	DNP	DNP
● GUSTAV	DNP	✓	DNP	✓	DNP	DNP	DNP	DNP	✓	DNP	DNP	DNP
● HAM	DNP	DNP	DNP	DNP	DNP	✓	DNP	DNP	DNP	✓	✓	✓
● HAMBRIGHT	S	S	S	S	S	S	S	S	S	S	S	S
● HARRIS	✓	✓	✓	✓	✓	✓	✓	✓	✓	✓	✓	✓
HUFFMAN-DIXON	DNP	DNP	—	—	—	—	DNP	—	—	—	—	—
JACKSON	✓	✓	✓	✓	✓	✓	✓	✓	✓	✓	✓	✓
JOHNSON, A.	DNP	DNP	DNP	—	—	—	—	DNP	DNP	—	—	—
JOHNSON, D.	INJ	INJ	INJ	INJ	INJ	INJ	INJ	INJ	INJ	INJ	INJ	INJ
JOHNSON, M.	S	S	S	S	INJ	INJ	S	S	S	S	S	INJ
JONES, A.	✓	✓	✓	✓	✓	S	✓	S	S	S	S	S
JONES, D.	✓	✓	INJ	INJ	✓	✓	—	—	—	—	—	—
● JORDAN	✓	✓	✓	S	✓	✓	✓	✓	✓	✓	✓	✓
● JYNES	✓	DNP	DNP	DNP	DNP	✓	✓	DNP	DNP	DNP	DNP	DNP
KINNEY	✓	✓	✓	✓	✓	✓	✓	✓	✓	✓	✓	✓
KUTSCH	S	S	S	S	S	S	S	S	S	S	S	S
LANDMAN	S	S	S	S	S	S	S	S	S	S	S	S
LANG	S	S	S	✓	S	S	S	S	S	S	S	S
LEWIS	✓	✓	✓	✓	✓	✓	✓	✓	✓	✓	✓	DNP
● LUCKETT	DNP	DNP	DNP	DNP	DNP	DNP	✓	✓	S	S	✓	✓
LYNCH	DNP	—	—	—	—	—	—	—	—	—	—	—
LYNOTT, Jr.	S	S	S	S	S	S	S	S	S	S	S	S
LYTLE, C.	✓	✓	✓	✓	✓	✓	✓	✓	✓	✓	✓	✓
LYTLE, T.	✓	DNP	DNP	DNP	DNP	✓	INJ	INJ	INJ	DNP	—	—
MADDOX	S	S	S	INJ	INJ	✓	—	—	—	—	—	—
MAGRI	✓	✓	✓	✓	✓	✓	✓	✓	✓	✓	✓	✓
● MANGHAM	✓	✓	✓	✓	✓	✓	✓	✓	S	✓	✓	✓
MILLER	✓	✓	✓	S	INJ	INJ	INJ	INJ	INJ	INJ	INJ	INJ
MONTEZ	S	S	S	S	S	S	S	S	S	S	S	S

Player	CSU	NU	AFA	ASU	UA	UO	WSU	USC	UCLA	STAN	UW	UU
● MONTGOMERY	DNP	DNP	DNP	DNP	DNP	—	✓	✓	✓	✓	✓	DNP
● MURRAY	DNP	DNP	DNP	DNP	✓	✓	DNP	DNP	DNP	DNP	DNP	DNP
NEWMAN	INJ	INJ	INJ	✓	✓	✓	✓	✓	✓	✓	✓	✓
NIXON	S	S	S	S	S	S	S	S	S	S	S	S
NOYER	✓	✓	✓	✓	✓	✓	✓	✓	✓	✓	✓	DNP
OATS	DNP	—	—	—	—	—	—	—	—	DNP	—	—
● ONU	S	S	S	S	S	S	S	S	S	S	S	S
PAIGE	DNP	—	—	—	—	—	—	—	—	—	DNP	—
● PELL	DNP	DNP	DNP	—	✓	✓	✓	✓	—	—	—	—
● PERRY, M.	DNP	DNP	DNP	✓	✓	✓	S	✓	✓	✓	✓	✓
● PERRY, Q.	DNP	DNP	DNP	DNP	DNP	DNP	—	DNP	✓	DNP	DNP	DNP
POHAHAU	DNP	—	—	—	—	—	—	—	—	—	—	—
POPLAWSKI	DNP	—	DNP	—	—	—	—	—	—	DNP	—	—
PRICE, D.	✓	DNP	DNP	✓	DNP	DNP	DNP	✓	✓	✓	✓	✓
PRICE, E.	DNP	DNP	DNP	—	DNP	DNP	DNP	DNP	✓	✓	✓	✓
PURSELL	S	S	S	S	ILL	ILL	ILL	ILL	ILL	✓	✓	✓
RAKESTRAW	✓	✓	✓	S	S	S	S	S	S	S	S	S
● RAY	✓	✓	✓	✓	✓	✓	✓	✓	✓	✓	✓	✓
● ROBINSON	✓	INJ	✓	✓	✓	✓	✓	✓	✓	✓	✓	✓
● RODDICK	✓	✓	✓	✓	S	S	✓	✓	✓	✓	✓	✓
● RODMAN	✓	✓	✓	✓	S	✓	✓	✓	✓	✓	✓	S
RUSSELL	S	S	S	S	S	✓	S	S	S	S	S	S
● SAMI	S	S	S	S	S	S	INJ	S	S	S	S	S
SANDERS	✓	✓	✓	✓	DNP	DNP	—	—	—	—	—	—
SAUVAO	DNP	—	—	—	—	—	—	—	—	—	—	—
SCHMANSKI	DNP	—	—	—	—	—	—	—	—	—	INJ	—
SENN	DNP	—	—	—	—	—	—	—	—	—	—	—
● SHENAU, L.	S	S	S	S	INJ	✓	✓	S	S	S	S	✓
● SHENAU, V.	DNP	—	—	—	✓	✓	DNP	✓	DNP	✓	DNP	✓
SHERMAN	S	S	S	S	S	S	S	S	S	S	S	S
SHUTACK	✓	DNP	DNP	✓	✓	✓	✓	✓	✓	✓	✓	✓
SIMON	DNP	DNP	DNP	DNP	DNP	DNP	DNP	DNP	DNP	DNP	DNP	DNP
SMITH, A.	DNP	—	DNP	—	—	—	DNP	—	DNP	DNP	—	—
● SMITH, D.	✓	✓	✓	✓	✓	✓	✓	✓	✓	✓	✓	✓
STANLEY	✓	S	S	S	S	S	S	S	S	S	S	S
STEFANOV	✓	✓	✓	✓	✓	✓	✓	✓	✓	INJ	INJ	—
● STENSTROM	DNP	DNP	DNP	DNP	DNP	DNP	✓	✓	DNP	DNP	✓	✓
● STILLWELL	DNP	—	—	—	—	—	—	DNP	✓	✓	✓	✓
TAYLOR	✓	S	S	S	S	✓	S	S	S	S	S	S
TCHANGAM	✓	S	S	✓	✓	S	S	✓	✓	✓	✓	✓
● THOMAS	DNP	DNP	DNP	DNP	✓	DNP	DNP	DNP	✓	✓	✓	✓
TOWNSEND	DNP	INJ	INJ	INJ	INJ	INJ	INJ	INJ	INJ	INJ	INJ	INJ
● TRUJILLO	DNP	DNP	DNP	✓	S	S	S	S	INJ	S	S	S
UDOFFIA	INJ	—	—	—	—	✓	✓	✓	✓	✓	✓	✓
VAN DIEST	S	S	S	S	S	✓	✓	✓	✓	✓	✓	✓
VAUGHN	✓	✓	✓	✓	✓	✓	✓	✓	✓	✓	✓	✓
WATERS	DNP	—	—	—	—	—	DNP	—	—	—	—	—
WELLS	S	INJ	INJ	S	S	S	S	S	S	S	S	S
WILEY	DNP	—	—	—	—	—	DNP	—	—	—	—	—
● WILLIAMS	✓	✓	✓	✓	✓	✓	✓	✓	✓	✓	✓	✓
DRESSED	104	78	79	74	79	74	71	80	72	80	78	
PLAYED	60	54	53	61	60	65	59	60	59	62	60	

Inactive/Ineligible (2019): Bethel, Hudson, Medary, Nazarian, Ryan, Sparaco, Travis.  
Injured/Season: Broussard, Cate, Moretti.

## EXPERIENCE ANALYSIS

A look at annual fluctuations in the percentage of upperclassmen starting games over the last decade or so at Colorado; in 2012, the Buffaloes started its fewest seniors believed ever (17.8%) and a record number of freshmen (28.0%; 21.6% true frosh). A year-by-year glance at starts by class since 1999:

Season	G	SR	JR	SO	FR	(RS-True)	UpperCl%	Fr-Pct.
1999	12	115	42	86	21	(20- 1)	59.5	8.0
2000	11	55	116	38	33	(15-18)	70.7	13.6
2001	13	102	95	83	7	(0- 7)	68.9	2.4
2002	14	155	130	14	9	(0- 9)	92.5	2.9
2003	12	105	49	78	32	(14-18)	58.3	12.1
2004	13	72	103	100	11	(0-11)	61.2	3.8
2005	13	116	112	48	10	(4- 6)	79.7	3.5
2006	12	92	84	73	15	(11- 4)	66.7	5.7
2007	13	89	106	42	49	(29-20)	68.2	17.0
2008	12	106	54	63	41	(24-17)	60.6	15.5
2009	12	57	90	89	28	(24- 4)	55.7	10.6

Season	G	SR	JR	SO	FR	(RS-True)	UpperCl%	Fr-Pct.
2010	12	82	111	37	34	(22-12)	73.1	12.9
2011	13	141	55	57	33	(10-23)	68.5	11.5
2012	12	47	84	59	74	(17-57)	49.6	28.0
2013	12	70	92	69	33	(2-31)	61.4	12.5
2014	12	83	50	96	35	(18-17)	50.4	13.3
2015	13	59	110	86	31	(25- 6)	59.1	11.7
2016	14	141	116	27	24	(24- 0)	83.4	7.8
2017	12	127	85	44	8	(8- 0)	80.3	3.1
2018	12	91	66	57	50	(35-15)	59.5	18.9
2019	11	79	71	62	30	(17-13)	62.0	12.4



**HEAD COACH MEL TUCKER**

**Mel Tucker** is in his first season as a collegiate head coach, as he was named as Colorado's 26th full-time head coach on December 5, 2018. He thus owns a CU and career record of **5-6** as a head coach in NCAA Division I (FBS). A veteran of 22 seasons as coach (all on the defensive side of the ball), that run includes 10 years on three staffs in the National Football League from 2005-14 before he returned to the college ranks. He thus brings an impressive pedigree with him to Boulder, most recently as the defensive coordinator for the Georgia Bulldogs, who compiled a 32-9 record in his three years at the school, knocking heads with perennial power Alabama, where he was the assistant head coach to **Nick Saban** and the defensive backs coach for the Crimson Tide's 2015 national championship team. That was Tucker's second national championship team that he was a part of, as he was the defensive backs coach under **Jim Tressel** for Ohio State's 2002 BCS title team. He has been a member of three Saban staffs, as he began his coaching career in 1997 as a graduate assistant under him at Michigan State, and was with him for the 2000 season at Louisiana State (2000). In the NFL, he spent four seasons on both the Cleveland Brown and Jacksonville Jaguar staffs and two years with the Chicago Bears, with seven of those years as a defensive coordinator. At the tail end of the 2011 season, he served as interim head for the Jaguars after **Jack Del Rio** was relieved of his duties, guiding the team to a 2-3 record to finish the year. Prior to CU, the teams he was a part of posted a 173-141 won-lost record, but that included a 114-40 mark in the college ranks.



	Overall	Home	Road	Neutral	2nd Half	Ranked	Unranked	Non-league	League	Bowls
<b>Tucker at Colorado / Career .....</b>	<b>5- 6</b>	<b>3- 3</b>	<b>1- 3</b>	<b>1- 0</b>	<b>2- 3</b>	<b>2- 1</b>	<b>3- 5</b>	<b>2- 1</b>	<b>3- 5</b>	<b>0- 0</b>

**COLORADO STREAKS:** 2-game plus wins, 2-game plus losses: **2, 1**. 3-game plus wins, 3-game plus losses: **0, 1**. 4-game plus wins, 4-game plus losses: **0, 1**. 5-game plus wins, 5-game plus losses: **0, 1**. 6-game plus wins, 6-game plus losses: **0, 0**. Longest winning streak: **0**. Longest losing streak: **0**.

**TUCKER / PREVIOUS COACHING EXPERIENCE**

<b>1997-98</b>	Michigan State	Graduate Assistant (defense)	<b>2009</b>	Jacksonville (NFL)	Defensive Coordinator/Secondary
<b>1999</b>	Miami, Ohio	Defensive Backs	<b>2010-11</b>	Jacksonville (NFL)	Defensive Coordinator
<b>2000</b>	Louisiana State	Defensive Backs	<b>2011</b>	Jacksonville (NFL)	Interim Head Coach
<b>2001-03</b>	Ohio State	Defensive Backs	<b>2012</b>	Jacksonville (NFL)	Assistant Head Coach/Defensive Coordinator
<b>2004</b>	Ohio State	Co-Defensive Coordinator/ Defensive Backs	<b>2013-14</b>	Chicago (NFL)	Defensive Coordinator
<b>2005-07</b>	Cleveland (NFL)	Defensive Backs	<b>2015</b>	Alabama	Assistant Head Coach/Defensive Backs
<b>2008</b>	Cleveland (NFL)	Defensive Coordinator	<b>2016-18</b>	Georgia	Defensive Coordinator/Secondary

- ◆ Tucker, 47, has coached in a total of **325** football games in his career (**11** as a collegiate head coach; **5** as an interim NFL head coach): **165** in NCAA Division I/FBS (**130** as a full-time assistant; **24** as a grad assistant at Michigan State); plus **160** in the National Football League (155 as an assistant coach).
- ◆ He has coached in 11 bowl games/postseason championships: 1997 Aloha, 2000 Peach, 2002 Outback, 2003 Fiesta/BCS National Championship, 2004 Fiesta, 2004 Alamo, 2015 Cotton/CFP Semifinal, 2016 CFP title game, 2016 Liberty, 2018 Rose/CFP Semifinal, 2018 CFP/National Championship.
- ◆ Coming to CU from Georgia, he didn't change fight songs: both schools incorporate the *Battle Hymn of the Republic* into their tunes.
- ◆ He is the second African-American head football coach at Colorado, as **Jon Embree** headed the program in 2011-12. He joins **David Shaw** (ninth year at Stanford), **Herm Edwards** (second season at Arizona State) and **Kevin Sumlin** (second season at Arizona) as black head coaches in the Pac-12 Conference. There are 13 in Division I/FBS, with the Big Ten having three (Illinois, Maryland, Penn State). Thus, the conferences tied into the Rose Bowl have seven African-Americans coaching their affiliate schools.
- ◆ Tucker has coached five NFL first round draft picks along with recruiting four others: *Coached:* **CB Chris Gamble** (Ohio State; No. 28 overall pick by Carolina, 2004 Draft); **CB Donte Whitner** (Ohio State; No. 6, Buffalo, 2006); **CB Marlon Humphrey** (Alabama; No. 16, Baltimore, 2017); **S Minkah Fitzpatrick** (Alabama; No. 11, Miami, 2018); **LB Roquan Smith** (Georgia; No. 8, Chicago, 2018).  
*Recruited:* **WR Ted Ginn, Jr.** (Ohio State; No. 9, Miami, 2007); **WR Anthony Gonzalez** (Ohio State; No. 32, Indianapolis, 2007); **CB Vernon Gholston** (Ohio State; No. 6, N.Y. Jets, 2008); **CB/S Malcolm Jenkins** (Ohio State; No. 14, New Orleans, 2009).
- ◆ His father, **Mel Tucker Sr.**, is a longtime close friend of **John Wooten**, CU's All-American guard in the mid-1950s who went on to play nine seasons with the Cleveland Browns and one with the Washington Redskins before starting a long and illustrious career in NFL administration. The families grew close from their time in Cleveland; Wooten was inducted into the College Football Hall of Fame in 2012.
- ◆ Tucker is not the first to be hired at Colorado with no previous collegiate head coaching experience, though he does have five games in the National Football League as an interim head coach. In the modern era (post-World War II), he joins an impressive list in **Dal Ward** (1948), **Sonny Grandelius** (1959), **Eddie Crowder** (1963), **Bill McCartney** (1982), **Rick Neuheisel** (1995) and **Jon Embree** (2011) as full-time coaches who were previously assistants. McCartney, of course, went on to become CU's all-time winningest coach with a 93-55-5 record over 13 seasons, and all but Embree had winning records.
- ◆ Tucker became the sixth Colorado head coach to have their debut at the reins of the program televised nationally, as he joined **Chuck Fairbanks** (ESPN; 1979 vs. Oregon), Neuheisel (ABC; 1995 at Wisconsin), **Gary Barnett** (FOX; 1999, Colorado State in Denver), Embree (ESPN2; 2011 at Hawai'i) and **Mike MacIntyre** (CBS-SN; 2013, Colorado State in Denver).
- ◆ Tucker won his first **two** games against ranked opponents; only Neuheisel in 1995 won more (three); Barnett is the only other to win his first (1999).
- ◆ A 1995 graduate of the University of Wisconsin, earning his bachelor's degree in Agricultural Business Management. A member of the first recruiting class on Wisconsin head coach **Barry Alvarez**, he lettered at defensive back for the Badgers (and actually played a game against CU in Boulder in 1994).
- ◆ **CONTRACT.** Tucker was officially named CU's 26th full-time head coach on Dec. 5, 2018, and signed a 5-year contract worth just over \$14.75 million overall (\$500,000 base; \$950,000 radio/TV income & public appearances; \$950,000 assisting with promotions and fundraising income), plus various incentives that add to over \$1 million. The base salary will increase by \$75,000 and the other two major components by \$100,000 annually.
- ◆ **Tucker** is NOT a voter in the *USA Today*/ESPN Coaches poll; coaches are selected by a random draw. CU's head coach voted every season from 1987-2009, and the Buffalo coach has now had a vote for the 29 of the last 33 seasons.

**HEAD COACH MEL TUCKER** continued**Mel Tucker Year-By-Year Coaching Record**

Season	School	Overall		Pct.	Pts	Opp	Pac-12 Conference			Pts	Opp	Finish/Conf.
		W	L				W	L	Pct.			
2019	Colorado.....	5	6	.455	267	337	3	5	.375	158	245	.....
<b>Colorado &amp; Career Totals.....</b>		<b>5</b>	<b>6</b>	<b>.455</b>	<b>267</b>	<b>337</b>	<b>3</b>	<b>5</b>	<b>.375</b>	<b>158</b>	<b>245</b>	

As a GA at Michigan State (Big Ten; 2 seasons, 1997-98) .....	13-11	1 bowl (0-1)	As an assistant with Jacksonville (NFL, 4 seasons, 2009-11).....	20-39	
As an assistant at Miami-Ohio (MAC; 1 season, 1999) .....	7- 4		As interim head coach with Jacksonville (NFL, 1 season, 2011)...	2- 3	
As an assistant at Louisiana State (SEC; 1 season, 2000) .....	8- 4	1 bowl (1-0)	As an assistant with Chicago (NFL, 2 seasons, 2013-14).....	13-19	
As an assistant at Ohio State (Big Ten; 4 seasons, 2001-04)...	40-11	4 bowl (3-1)	As an assistant at Alabama (SEC, 1 season, 2015).....	14- 1	2 bowl (2-0)
As an assistant with Cleveland (NFL; 4 seasons, 2005-08) .....	24-40		As an assistant at Georgia (SEC, 3 seasons, 2016-18).....	32- 9	3 bowl (2-1)

**COLORADO SUPERLATIVES UNDER MEL TUCKER**

The home (listed first) and road/neutral bests in the Mel Tucker Era at Colorado (2019-present; \*—denotes school record):

MOST FIRST DOWNS		MOST TOTAL OFFENSE		FEWEST FIRST DOWNS ALLOWED		LEAST TOTAL OFFENSE ALLOWED	
26 Arizona	Oct. 5, 2019	520 Southern California	Oct. 25, 2019	15 Stanford	Nov. 9, 2019	238 Washington	Nov. 23, 2019
23 Colorado State	Aug. 30, 2019	475 twice (CSU, at Arizona State)		21 at Arizona State	Sept. 21, 2019	426 at UCLA	Nov. 2, 2019
MOST RUSHING YARDS		MOST POINTS		FEWEST RUSHING YARDS ALLOWED		FEWEST POINTS ALLOWED	
207 Washington	Nov. 23, 2019	34 Nebraska	Sept. 7, 2019	32 Washington	Nov. 23, 2019	13 Stanford	Nov. 9, 2019
243 Colorado State	Aug. 30, 2019	52 Colorado State	Aug. 30, 2019	108 at Arizona State	Sept. 21, 2019	31 three times	
MOST PASSING YARDS		MOST TIME OF POSSESSION		FEWEST PASSING YARDS ALLOWED		MOST TURNOVERS FORCED	
375 Nebraska	Sept. 7, 2019	35:03 Arizona	Oct. 5, 2019	155 Air Force	Sept. 14, 2019	3 on two occasions	
337 at Arizona State	Sept. 21, 2019	35:37 at Oregon	Oct. 11, 2019	226 at UCLA	Nov. 2, 2019	4 Colorado State	Aug. 30, 2019
MOST OFFENSIVE PLAYS		LONGEST SCORING DRIVE (TD; Yards)		FEWEST OFFENSIVE PLAYS ALLOWED			
81 Arizona	Oct. 5, 2019	96 Nebraska	Sept. 7, 2019	54 Stanford	Nov. 9, 2019		
74 at Oregon	Oct. 11, 2019	83 at UCLA	Nov. 2, 2019	67 at Arizona State	Sept. 21, 2019		

**MEL TUCKER VERSUS THE NATION**

School	W	L	Pts	Opp	School	W	L	Pts	Opp	School	W	L	Pts	Opp
Air Force .....	0	1	23	30	Nebraska.....	1	0	34	31	UCLA .....	0	1	14	31
Arizona .....	0	1	30	35	Oregon.....	0	1	3	45	Utah .....	0	0	0	0
Arizona State .....	1	0	34	31	Oregon State.....	0	0	0	0	Washington .....	1	0	20	14
California .....	0	0	0	0	Southern California	0	1	31	35	Washington State ..	0	1	10	41
Colorado State.....	1	0	52	31	Stanford.....	1	0	16	13	<b>Totals .....</b>	<b>5</b>	<b>6</b>	<b>267</b>	<b>337</b>

**MEL TUCKER TEAMS / SITUATIONAL AT COLORADO**

Category	W	L	Category	W	L	Category	W	L	Category	W	L
Overall .....	5	6	Scoring 50+ Points .....	1	0	CU Scoring First.....	4	2	August.....	1	0
Home .....	3	3	Scoring 20+ Points .....	4	3	CU Leading At Half .....	4	2	September.....	2	1
Road .....	1	3	Scoring <20 Points .....	1	3	CU Trailing at Half .....	1	4	October.....	0	4
Neutral .....	1	0	Allowing <20 Points.....	2	0	CU Tied At Half .....	0	0	November.....	2	1
Bowl Games .....	0	0	Shutouts .....	0	0	CU Leading After 3Q .....	4	1	December.....	0	0
Non-Conference.....	2	1	8-Pt Games Or Closer....	4	3	CU Trailing After 3Q .....	1	5	January.....	0	0
Pac-12 Conf. Games.....	3	5	Ranked Teams (AP).....	2	1	CU Tied After 3Q .....	0	0	Friday.....	1	2
Home .....	2	2	Top 5 (0-0 vs. No. 1) ...	0	0	Overtime.....	1	1	Saturday.....	4	4
Road .....	1	3	Top 10 .....	0	0	1 OT .....	1	1	Mountain Time Zone ....	5	3
Day Games .....	2	3	Unranked Teams.....	3	5	2 OT .....	0	0	Pacific Time Zone.....	0	3
Night Games.....	3	3	As A Ranked Team.....	0	0						

**TUCKER / POINT DIFFERENTIAL AT COLORADO**

Margin	1	2	3	4	5	6	7	8	9	10	11	12	13	14	15	16	17	18	19	20	21	22	23	24	25	31	42	--	--	--	--	--	--	--	--	Total	
Won	0	0	3	0	0	1	0	0	0	0	0	0	0	0	0	0	0	0	0	0	1	0	0	0	0	0	0	0	0	0	0	0	0	0	0	—	5
Lost	0	0	0	1	1	0	1	0	0	0	0	0	0	0	0	0	1	0	0	0	0	0	0	0	0	1	1	0	0	0	0	0	0	0	0	—	6

**CU COACHES ON GAME DAY (2019)**

The location for CU coaching staff during games (all except the quality control staff are among those allowed within the NCAA maximum to wear headsets):

**SIDELINE:** Head coach **Mel Tucker** (will wear a headset), defensive coordinator/safeties coach **Tyson Summers**, defensive line coach **Jimmy Brumbaugh**, outside linebackers coach **Brian Michalowski**, receivers coach **Darrin Chiaverini**, offensive line coach **Chris Kapilovic**, tight ends coach **Al Pupunu** and quality control staffers **Bryan Cook** (defense) and **Reed Heim** (special teams) and grad assistants **Cordae Hankton** (offense) and **Blaine Miller** (defense).  
**COACHES BOOTH:** Offensive coordinator/quarterback coach **Jay Johnson**, running backs coach **Darian Hagan**, inside linebacker/special teams coach **Ross Els**, cornerback coach **Travares Tillman** and quality control for the offense **Will Peagler**. Two graduate assistants are also in the press box: **Jack Harris** (offense) and **Dalmin Gibson** (defense).



## WHAT THEY'VE SAID ABOUT MEL TUCKER

**NICK SABAN, Alabama Head Coach**

"I've known Mel for well over 20 years and he is one of the brightest coaches in our profession. I think he will do an outstanding job as the head coach of the Colorado Buffaloes. They are getting a guy with a great personality, who knows college football, works hard each and every day, and does it with a tremendous amount of enthusiasm and positive energy."

**KIRBY SMART, Georgia Head Coach**

"When I came to Georgia, one of my top priorities was to bring Mel Tucker in as defensive coordinator. He is an exceptional coach, coordinator and trusted friend. He has a great combination of college experience, time in the NFL and has been a remarkable mentor to our players. Mel has been one of the major influences in the success we have had and we will certainly miss him. I look forward to following his career at Colorado."

**BARRY ALVAREZ, Wisconsin A.D. (Tucker's College Coach)**

"Mel was a part of my first recruiting class at Wisconsin and helped us turn the program around. He is an outstanding individual and a really good football person. His background, the people and the programs he has worked for and the success he's been a part of is very impressive. He's been successful at both the NFL and college level. He is truly a quality individual and the people at Colorado are going to love Mel."

**ROMEO CRENNEL, Houston Texans Defensive Coordinator**

"Congratulations to Mel Tucker and the Colorado Buffaloes on a fantastic hire. Mel is a great coach with a proven track record of success, but he's also a tremendous person with a great family that will represent the university with nothing but class. I look forward to seeing the program he will build at Colorado and wish him the best of luck."

**JIM TRESSEL, Ohio State Head Coach (2001-10)**

"Mel Tucker is a special communicator, a family man, and a superb football coach. The Buffalo Football Family will thrive under Mel's leadership. A man with high expectations for himself and his student-athletes, Colorado Football will enjoy a terrific recruiter, football strategist, and an "all-in" member of the community."

**JOHN WOOTEN, Former Buff ('58)/CFB Hall of Fame Inductee**

(After learning Tucker was hired) "Today, I am as happy as I was when we beat Clemson to win the 1957 Orange Bowl. Mel Tucker has been one of the top people in football as a coach and is a top quality person. Our families go back a long, long time. This is a sensational young man, a man of integrity just like his father. I am so excited that Rick George and the CU leadership believe Mel is the right person for the job. I would have told them so ahead of time... I am just thrilled with this."

**CHRIS FOWLER, ESPN CFB Personality (CU Alum)**

"Mel is a strong, inspired choice to lead the Buffs' football program. I've spent a lot of time around the UGA program and have been impressed with his football savvy, communication skills, and recruiting talents. He has worked very hard for this opportunity and I believe he will seize it and succeed."

**JOEL KLATT, FOX Sports CFB Personality (CU Alum)**

"Coach Tucker is one of the most respected in the industry with a long track record of success coaching with the best college football and the NFL have to offer. Beloved by his players, Coach Tucker has a rare ability to connect with and motivate today's athlete. His defenses and teams have been some of the most successful, and more importantly, toughest teams in the sport."

**BRIAN IWUH, CU Linebacker ('05), Jacksonville Jaguar (2009)**

"Mel was great, a very good coach, just a solid guy who tells it like it is. I enjoyed playing for Mel. He got along with all of us, everybody liked him and was fond of him. His big thing was, 'scoop and score.' He always wanted the defense to make an impact. Get after the ball, let's score on defense."

**PAUL POSLUSZNY, Former Jacksonville Jaguar**

"I believe that Coach Tucker will absolutely make a great head coach, especially at the collegiate level. He has great command, presence, and he's very influential. He's very structured, detailed, and organized as well. I would have run through a brick wall if he asked me to." (Posluszny won the Bednarik Award twice (2005-06), and won the 2005 Butkus Award)

## THE CLASS OF '19

Ahead of the 2019 season, 27 programs including CU hired new head coaches, 10 of whom (^) are first-time head coaches on the collegiate level (four first-timers [\*] at the FBS level). Here's a look at those coaches in 2019 that make up the "class of 2019" and their records through games of November 25:

<b>Coach, School (2019 record)</b>	<b>W</b>	<b>L</b>	<b>Pct.</b>
^Ryan Day, Ohio State (11-0).....	11	0	1.000
^Elijah Drinkwitz, Appalachian State (10-1).....	10	1	.909
*Chris Klieman, Kansas State (7-4).....	7	4	.636
Scott Satterfield, Louisville (7-4).....	7	4	.636
Rod Carey, Temple (7-4).....	7	4	.636
Jim McElwain, Central Michigan (7-4).....	7	4	.636
^Tyson Helton, Western Kentucky (7-4).....	7	4	.636
Hugh Freeze, Liberty (6-5).....	6	5	.545
Gary Anderson, Utah State (6-5).....	6	5	.545
^Manny Diaz, Miami-Fla. (6-5).....	6	5	.545
*Will Healy, Charlotte (6-5).....	6	5	.545
<b>^Mel Tucker, Colorado (5-6).....</b>	<b>5</b>	<b>6</b>	<b>.455</b>
^Chip Lindsey, Troy (5-6).....	5	6	.455
*Jamey Chadwell, Coastal Carolina (4-7).....	4	7	.364

<b>Coach, School (2019 record)</b>	<b>W</b>	<b>L</b>	<b>Pct.</b>
Mack Brown, North Carolina (5-6).....	5	6	.455
Neal Brown, West Virginia (4-7).....	4	7	.364
^Thomas Hammock, Northern Illinois (4-7).....	4	7	.364
Matt Wells, Texas Tech (4-7).....	4	7	.364
Dana Holgorsen, Houston (4-7).....	4	7	.364
Mike Houston, East Carolina (3-7).....	4	7	.364
Mike Locksley, Maryland (3-8).....	3	8	.273
^Scot Loeffler, Bowling Green (3-8).....	3	8	.273
Les Miles, Kansas (3-8).....	3	8	.273
^Jake Spavital, Texas State (3-8).....	3	8	.273
Geoff Collins, Georgia Tech (3-8).....	3	8	.273
^ Walt Bell, Massachusetts (1-11).....	1	11	.083
*Tom Arth, Akron (0-11).....	0	11	.000

**BUFF ALUMNI IN THE FBS COACHING RANKS:** Brad Bedell ('99), OL, Boise State; Ronnie Bradford ('92), DB, USC; Jalil Brown ('10), DB, Northern Arizona; Jason Burianek ('02), HC, Missouri Baptist; Cedric Cormier ('01), WR, UNLV; Rich Fisher ('92), WR, Nebraska; David Gibbs ('90), DC, Texas Tech; Chris Naeole ('96), OL, Hawaii; Anthony Perkins ('11), CB, Colorado State; Pete Shinnick ('86), HC, West Florida; Steve Stripling ('76), Assoc. HC/DL, Tennessee; Ryan Walters ('08), DC/DB, Missouri.

**IN THE FCS:** Cha'pelle Brown ('08), UC Davis, DB; Paul Creighton ('03), UC Davis, TE; Ty Gregorak ('99), DC/LB, Montana; Cody Hawkins ('10), UC Davis, WR; Jeff Smart ('09), OLB, Penn.

**IN DIVISION II:** Pete Shinnick ('88), head coach at West Florida; Donnell Leomiti ('95), DC/DB at CSU-Pueblo; Chris Symington ('87), OL at CSU-Pueblo.

**IN THE NFL** (see page with Buffs In the Pros).



## 2019 COLORADO FOOTBALL STAFF

<b>Head Coach</b>	Mel Tucker ( <i>Wisconsin '95</i> )	<b>Director of Football Operations</b>	Bryan McGinnis ( <i>San Jose State '07</i> )
<b>Assistant Head Coach / Receivers</b>	Darrin Chiaverini ( <i>Colorado '99</i> )	<b>Asst. Director of Football Operations</b>	Scott Unrein ( <i>Colorado '11</i> )
<b>Offensive Coordinator / Quarterbacks</b>	Jay Johnson ( <i>Northern Iowa '92</i> )	<b>Operations/Assistant to Head Coach</b>	Will Price ( <i>Alabama '13</i> )
<b>Offensive Line / Run Game Coordinator</b>	Chris Kapilovic ( <i>Missouri State '90</i> )	<b>Director of Recruiting</b>	Cymone George ( <i>Georgia Southern '12</i> )
<b>Running Backs</b>	Darian Hagan ( <i>Colorado '96</i> )	<b>Director of Player Personnel</b>	Geoff Martzen ( <i>Fresno State '11</i> )
<b>Tight Ends</b>	Al Pupunu ( <i>Utah '06</i> )	<b>Director of Quality Control/Offense</b>	William Peagler ( <i>Clemson '10</i> )
<b>Defensive Coordinator / Safeties</b>	Tyson Summers ( <i>Presbyterian '02</i> )	<b>Director of Quality Control/Defense</b>	Bryan Cook ( <i>Ithaca '98</i> )
<b>Defensive Backs</b>	Travares Tillman ( <i>Georgia Tech '10</i> )	<b>Director of Quality Control/Special Teams</b>	Reed Heim ( <i>Austin '00</i> )
<b>Defensive Line</b>	Jimmy Brumbaugh ( <i>Auburn '04</i> )	<b>Recruiting Assistant</b>	Tessa Akers ( <i>Georgia Southern '17</i> )
<b>Inside Linebackers/Special Teams Coord.</b>	Ross Els ( <i>Nebraska-Omaha '88</i> )	<b>Recruiting Assistant</b>	Megan Mueller ( <i>Colorado '19</i> )
<b>Outside Linebackers</b>	Brian Michalowski ( <i>Arizona State '11</i> )	<b>Recruiting Assistant</b>	Matt Pick ( <i>Colorado State '18</i> )
<b>Offensive Graduate Assistant</b>	Jack Harris ( <i>Colorado '13</i> )	<b>Director of Strength &amp; Conditioning</b>	Drew Wilson ( <i>King's College '00</i> )
<b>Offensive Graduate Assistant</b>	Cordae Hankton ( <i>Southern '17</i> )	<b>Asst. Strength &amp; Conditioning Coach</b>	Justin Geyer ( <i>Mt. St. Joseph '10</i> )
<b>Defensive Graduate Assistant</b>	Dalmin Gibson ( <i>Dickinson State '14</i> )	<b>Asst. Strength &amp; Conditioning Coach</b>	Cody Stout ( <i>Indianapolis '14</i> )
<b>Defensive Graduate Assistant</b>	Blaine Miller ( <i>Grove City College '12</i> )	<b>Asst. Strength &amp; Conditioning Coach</b>	D.D. Goodson ( <i>Colorado '15</i> )
		<b>Asst. Strength &amp; Conditioning Coach</b>	Teddy O'Connor ( <i>New Hampshire '12</i> )

## INAUGURATIONS

Mel Tucker was named the 26th full-time head coach in Colorado history last December 5, the 16th dating back to 1935; after the first 10 CU coaches opened 8-1-1, the last 15 have gone 2-13. Mike MacIntyre became just the second coach in that group to win his CU opener in an 81-year span with a 41-27 win over Colorado State in Denver in 2013; the only other coach to do so since Herbert Hoover was U.S. President was Rick Neuheisel, who saw his team defeat Wisconsin in Madison, 43-7, in 1995 (one year after Tucker graduated). Both teams have scored 10 or more points in a new CU chief's debut only nine times, all since 1959. Overall, Colorado coaches are 11-14-1 in their debut games at the reins of the Buffaloes; here's a closer look (number in parenthesis indicates how many games that coach won in a row to begin career):

1894 Harry Heller (7)	EAST DENVER H.S.	W46- 0	1932 Bill Saunders (2)	at Colorado Mines	W31- 0	1979 Chuck Fairbanks	OREGON	L 19-33
1895 Fred Folsom (3)	DENVER MANUAL H.S.	W36- 0	1935 Bunnie Oakes	at Oklahoma	L 0- 3	1982 Bill McCartney	CALIFORNIA	L 17-31
1900 T.W. Mortimer (5)	at Denver Manual H.S.	W29- 0	1940 Frank Potts	at Texas	L 7-39	1995 Rick Neuheisel (5)	at Wisconsin	W43- 7
1903 Dave Cropp (3)	at State Prep School	W40- 0	1941 Jim Yeager	TEXAS	L 6-34	1999 Gary Barnett	Colorado State (Denver)	L 14-41
1905 Willis Kleinholtz (6)	at North Denver H.S.	W28- 0	1948 Dallas Ward	NEW MEXICO	L 6- 9	2006 Dan Hawkins	MONTANA STATE	L 10-19
1906 Frank Castleman	STATE PREP SCHOOL	W22- 0	1959 Sonny Grandelius	WASHINGTON	L 12-21	2011 Jon Embree	at Hawai'i	L 17-34
1916 Bob Evans	ALUMNI	T 0- 0	1962 Bud Davis	at Utah	L 21-37	2013 Mike MacIntyre (2)	Colorado State (Denver)	W41-27
1918 Joe Mills	NORTHERN COLORADO	L 0- 9	1963 Eddie Crowder	SOUTHERN CALIFORNIA	L 0-14	2019 Mel Tucker (2)	Colorado State (Denver)	W52-31
1920 Myron Witham (2)	at Denver	W31- 0	1974 Bill Mallory	at Louisiana State	L 14-42			

## ... AND IN CONFERENCE PLAY

Head coaches have had more success in their first conference game piloting the Buffaloes, going 17-8 including Tucker's first CU squad winning 34-31 at Arizona State on Sept. 21 (CU was an independent in 1905 when Willis Kleinholtz coached his lone season). He is the first since Gary Barnett won his Big 12 Conference debut, a 51-17 win over Kansas in Boulder; the last three CU head coaches lost their league lid-lifters. As far as winning their first conference game on the road, Tucker became the sixth to do so (number in parenthesis is how many league wins in a row that coach started with):

1920 Myron Witham	at Denver	W 31- 0 (2)	1963 Eddie Crowder	at Kansas State	W 21- 7 (2)
1932 William Saunders	at Colorado Mines	W 31- 0 (2)	1995 Rick Neuheisel	at Oklahoma	W 38-17 (1)
1940 Frank Potts	at Utah State	W 26- 0 (3)	2019 Mel Tucker	at Arizona State	W 34-31 (1)

## COLORADO NEAR THE TOP IN ALL-TIME 1,000-YARD / 2,000-YARD CAREER RUNNERS

In 2018, Travon McMillian became the 54th player in Colorado history rush for 1,000 or more yards in a career, doing so with 1,009 yards in his only season in Boulder after being a graduate transfer from Virginia Tech. QB Steven Montez could be next in line, as he enters his senior year with 807 yards (he's well over 1,00 yards when you subtract sacks); he's looking to become the seventh quarterback to crack 1,000 career rushing yards. CU is sixth all-time in known 1,000-yard runners (many schools don't know the number). Oklahoma tops the list with 77, as well the 2K list with 32 (the Buffs are tied for 11th with the most 2,000-yard career runners, 19). The all-time leaders in players who have reached the career 1K and 2K plateaus:

Oklahoma	77/32	Texas A & M	47/20	Illinois	44/17	Indiana	41/13	Kentucky	36/ 9	Florida	--/18
Ohio State	69/27	Arkansas	47/18	South Carolina	44/16	North Carolina	41/13	Mississippi State	35/11	Colorado State	28/18
Nebraska	65/30	Houston	47/15	Virginia	43/19	Virginia Tech	40/19	Wake Forest	34/11	Tennessee	26+/16
Southern California	61/20	Iowa	47/15	Auburn	43/17	Boston College	40/17	Tulsa	34/15	Georgia	21+/16
Alabama	60/20	Air Force	47/10	Georgia Tech	43/13	Georgia Southern	39/28	Utah State	32/ 4	Western Michigan	--/15
Colorado	54/19	Duke	46/ 7	Minnesota	43/13	San Diego State	37/14	-----		Utah	--/14
Army	53/11	Oklahoma State	45/25	Florida State	42/15	Bowling Green	37/13	--only know 2k rushers--		New Mexico	25+/13
Texas	51/19	Syracuse	45/22	Northern Illinois	41/18	Mississippi	37/13	Michigan	--/20	SMU	21+/12
West Virginia	50/15	Penn State	45/19	Wisconsin	41/17	Baylor	37/11	Clemson	--/20		
LSU	48/16	Mississippi	45/ 8	Michigan State	41/16	East Carolina	36/17	Northern Illinois	--/19		

In 1989, Colorado had four players on the roster at the same time with at least 1,000 career yards: TB Eric Bieniemy, TB J.J. Flannigan, QB Darian Hagan and FB Erich Kissick. Only two other times did the Buffs have three players that had hit that plateau on the same team, in 1993: FB James Hill, TB Rashaan Salaam and TB Lamont Warren and in 2015: Christian Powell, Michael Adkins and Phillip Lindsay.

**Historical Note.** Colorado is 1-yard away from another 2,000-yard rusher: Carroll Hardy ('54) ended his career with 1,999 yards. CU's SID at the time, Fred Casotti, never forgave himself for that one, especially since his final game came against Kansas State, when he had 10 carries for 238 yards. In that 38-14 win, the Buffs rushed 36 times for 493 yards, or 13.7 yards per; he no doubt could have picked up that extra yard. Hardy went on to play pro football and baseball, and his claim to fame was becoming the only player to pinch-hit for Ted Williams (he also pinch-hit for Roger Maris and Carl Yastrzemski).



**HISTORICALLY**

Colorado is in its second century of intercollegiate football, as the Buffaloes are in their 130th season of competition having played **1,260** games with an all-time record of **710-514-36**. CU currently stands 26th on the all-time win list and is 36th in all-time winning percentage (.578; the Buffs are 29th for those schools with 1,000 or more games played in Division I-A). Only 12 Division I schools have played more seasons of intercollegiate football than Colorado; Washington is the only Pac-12 school that matches CU's total of 130 (Cal is the only one who has played more games – 1,269), with only USC (847) and Washington (741) having won more games (CU is sixth in the league in winning percentage).

➔ In Boulder, the Buffs are **410-200-16 (.668)** all-time and **318-178-10 (.638)** in 96 seasons on the “hilltop” (Folsom Field).

**OVERTIME**

Colorado is **7-9** all-time in overtime games (**4-6** at home), with seven losses by three points; the Buffs became the 84th team in FBS/I-A to play an overtime game when it played its first extra session affair against Missouri in 1999. Here's a chart summarizing the Buffs in overtime (\*—denotes in Denver):

-----Total Yards-----								
Date	Opponent	Score	Regulation	Coin Toss	Choice	Offense	Defense	Notes
Oct. 9, 1999	MISSOURI	W 46-39	39-39	Missouri	Defense	25	13	Ends with Ben Kelly INT
Nov. 26, 1999	NEBRASKA	L 30-33	27-27	Nebraska	Defense	9	25	CU trailed 27-3 early in 4th
Nov. 9, 2002	at Missouri	W 42-35	35-35	Missouri	Defense	25	18	Ends with Kory Mossoni FR
Dec. 28, 2002	Wisconsin	L 28-31	28-28	Wisconsin	Defense	-2	5	Alamo Bowl
Oct. 11, 2003	KANSAS	W 50-47	44-44	Colorado	Defense	25	7	Brian Calhoun 3-25, TD rushing in OT
Oct. 23, 2004	at Texas A & M	L 26-29	26-26	Colorado	Defense	14	33	First CU turnover in an OT ends it
Oct. 7, 2006	BAYLOR	L 31-34 (3 OT)	17-17	Colorado	Defense	42	72	Ends in 3OT on Baylor INT
Sept. 1, 2007	*Colorado State	W 31-28	28-28	Colorado	Defense	7	16	Kevin Eberhart kicks GWFG (35) after Terrance Wheatley INT
Sept. 18, 2008	WEST VIRGINIA	W 17-14	14-14	Colorado	Defense	18	19	Aric Goodman kicks GWFG (25) after WVU FG miss
Sept. 10, 2011	CALIFORNIA	L 33-36	30-30	California	Defense	20	45	CU drives to CA4 but drive stalled
Sept. 27, 2014	at California	L 56-59 (2 OT)	49-49	Colorado	Defense	46	34	CU drives to CA1 but failed on 4th down
Oct. 25, 2014	UCLA	L 37-40 (2 OT)	31-31	Colorado	Defense	13	40	CU rallied from 31-14 down in 4th; two OT FGs
Sept. 19, 2015	*Colorado State	W 27-24	24-24	Colorado	Defense	10	2	Diego Gonzalez kicks GWFG (32) after Tedric Thompson FG block
Oct. 27, 2018	OREGON STATE	L 34-41	34-34	Colorado	Defense	18	30	CU drives to OS7, but four straight plays gain zero yards
Sept. 7, 2019	NEBRASKA	W 34-31	31-31	Nebraska	Defense	13	-6	James Stefanou kicks GWFG (34), NU misses from 48
Sept. 14, 2019	AIR FORCE	L 23-30	23-23	Colorado	Defense	9	25	AFA scores on one play; CU stopped on downs at AFA 16

**COMEBACK BUFFS**

Over the last 13 seasons, Buffs rallied to win from 10 or more points down 13 times, including rallying from its largest deficits ever against CSU and Nebraska. Three of the rallies have come from 17 down: this season against Nebraska, the turning point a 96-yard flea-flicker from **QB Steven Montez** to **WR K.D. Nixon** that pulled CU to within three; In 2012, Washington State led, 31-14, early in the fourth quarter, but CU scored three straight TDs to close the game, capped by **QB Jordan Webb** scoring on fourth down from four yards out with 0:09 remaining; **PK Will Oliver** added the game winning PAT. In 2007, the Buffs got the best of No. 3 Oklahoma when **PK Kevin Eberhart** capped a run of 20 straight points with a 45-yard field goal for a 27-24 win. Nine have taken place in Boulder, a 10th in Denver against CSU, and two on the road (the Washington State comeback was the largest fourth quarter comeback on the road CU has ever had).

**COLORADO COMEBACKS**

Trailed By	Time, Qtr.	Final	Opponent (Date)
17 ( 0-17)	4:06, 3Q	34-31	OT; Nebraska (Sept. 7, 2019)
14 ( 0-14)	2:44, 1Q	27-24	OT; Colorado State (Sept. 19, 2015)
11 (20-31)	12:24, 3Q	41-38	at Massachusetts (Sept. 6, 2014)
17 (14-31)	8:07, 4Q	35-34	at Washington State (Sept. 22, 2012)
11 ( 3-14)	3:47, 1Q	44-36	KANSAS STATE (Nov. 20, 2010)
10 (14-24)	10:40, 3Q	29-27	GEORGIA (Oct. 2, 2010)
10 ( 0-10)	0:00, 2Q	31-13	HAWAII (Sept. 18, 2010)
10 (21-31)	11:01, 4Q	35-34	TEXAS A&M (Nov. 7, 2009)
11 (13-24)	9:14, 4Q	28-24	IOWA STATE (Nov. 8, 2008)
14 ( 7-21)	7:29, 2Q	31-24	EASTERN WASHINGTON (Sept. 6, 2008)
11 (24-35)	0:23, 2Q	65-51	NEBRASKA (Nov. 23, 2007)
17 ( 7-24)	12:23, 3Q	27-24	OKLAHOMA (Sept. 29, 2007)
11 (17-28)	10:05, 3Q	31-28	OT; Colorado State (Sept. 1, 2007)

**FOLSOM FIELD CAPACITY SNAPSHOT**

Folsom Field's official capacity had been 53,613, expanded last in 2003 when 1,903 club seats and 41 suites were added in the east side stadium expansion; however, with CU's \$156 million Athletics Complex Expansion nearing completion and the northeast corner of the stadium and the north stands now redesigned, the new capacity now stands at **50,183**. Folsom is tied for the 18th oldest venue among the 128 NCAA Division I-A/FBS stadiums. It is the fourth oldest stadium in the Pac-12 Conference, as only Husky Stadium (Washington, 1920), Rose Bowl Stadium (UCLA, 1922) and Los Angeles Memorial Coliseum (USC, 1923) are older.

**CU FOOTBALL REMAINS SECOND MOST POPULAR PER-GAME SELL IN STATE**

The final home attendance figure for 2019 is **297,435**, an average of 49,573 for six home games, an increase of approximately 3,700 over 2018. It marks the 25th straight season that Colorado football was the second largest average draw *per game* in the state behind the NFL Denver Broncos (and the 43rd time in the last 45 years). The fledgling Colorado Rockies took over the second spot the two years they played at old Mile High Stadium, averaging in the mid-to-upper 50s in 1993 and 1994. The Broncos wrestled the state's top spot away from the Buffs permanently in 1975 after first doing so in 1969, with six years of see-sawing in-between (CU had been the state attendance leader since Folsom Field was built in 1924). CU continues to have the second largest public and overall season ticket base in the state (the count for 2017 was 32,308 when adding in 11,500 student holders to 20,808 public tickets (student tickets are purchased, just at a discounted rate). In 2019, CU is again first in the state in college football attendance for the **54th** straight year, ahead of Colorado State (25,540, five games/one left) and Air Force (28,216, five games/one left) AFA was the last school top CU's figure, in 1965). The Broncos averaged 76,446 per game in 2018; the Rockies 36,954 this past summer (2019).

**THE BUFFS IN NFL STADIUMS**

The Buffaloes have played **25** games to date in seven current NFL venues, owning a record of **15-10** (11-5 in Denver, 1-0 in Foxborough, 1-0 in San Diego, 1-0 in Seattle, 1-2 in Houston, 0-1 in Jacksonville, 0-1 in Kansas City and 0-1 in Santa Clara). All-time, the Buffs are **21-21-1** playing games in stadiums that simultaneously hosted NFL teams (13-6 in Denver, 1-0 in Foxborough, 1-0 in Irving, 1-0 in San Diego, 1-0 in Seattle, 2-3 in Houston, 1-2 in Miami 1-2 in Tempe, 0-2-1 in Anaheim, 0-1 in Jacksonville, 0-1 in Kansas City, 0-1 in Santa Clara and 0-3 in Los Angeles).



## SCORING STREAKS

The Buffs scored in a school record **242** consecutive games until Missouri ended the streak on October 25, 2008; it was first shutout loss since November 12, 1988 to Nebraska in Lincoln (7-0). The Buffs had scored in **94** consecutive road games (123 including neutral sites) as well as in 153 straight league games, all 103 in Big 12 play, including the four title games, and their final 50 in Big Eight competition, dating back to the '88 shutout at Nebraska. CU had scored in **150** straight games at home until Stanford shut out the Buffs, 48-0 on Nov. 3, 2012; the previous last shutout was a 28-0 loss to Oklahoma on Nov. 15, 1986.

Current streaks:

- CU has scored in **27** straight games overall, dating back to being shut out at Washington State (0-28) in 2017 (snapping a **60**-game scoring streak).
- CU has scored in **166** straight games against non-conference opponents (last shutout: a 44-0 loss at home to LSU on September 15, 1979).
- The home shutout losses to Stanford ('12), Oklahoma in '86 and LSU in '79 are the only three times CU has not scored at Folsom Field over the course of the last **328** games (all the way back to 1963).
- CU has been shutout just four times in the last **382** games overall (by Missouri in 2008 and 2010, by Stanford in 2012 and Washington State in 2017).
- CU has been shutout just 11 times in its last **615** games (dating to October 5, 1968), but only six schools have administered them: Oklahoma (three times), Missouri (twice), Nebraska (twice), Louisiana State, Michigan and Stanford.

## SAFELY AHEAD

The Buffs have been a virtual lock to win once they have a lead of two or more scores (nine-plus points) over the past 41-plus seasons. Since the 1976 opener, CU has protected a two-score lead **246** of **282** times, losing 34 and tying three when it blew the lead; a closer look (\*—Disneyland Pigskin Classic at Anaheim):

Date	Opponent	CU Lead (when)	Result	Date	Opponent	CU Lead (when)	Result
10/25/19	SOUTHERN CALIFORNIA	10 (31-21; 3rd quarter)	L, 31-35	11/10/07	at Iowa State	21 (21- 0; 3rd Quarter)	L, 28-31
9/14/19	AIR FORCE	10 (10-0; 1st Quarter)	L, 23-30 OT	09/08/07	at Arizona State	14 (14- 0; 2nd Quarter)	L, 14-33
11/02/18	at Arizona	10 (10-0; 1st Quarter)	L, 34-42	10/28/06	at Kansas	9 ( 9- 0; 3rd Quarter)	L, 15-20
10/27/18	OREGON STATE	28 (31-3; 3rd Quarter)	L, 34-41 OT	09/23/06	at Georgia	13 (13- 0; 4th Quarter)	L, 13-14
11/04/17	at Arizona State	10 (27-17; 4th Quarter)	L, 30-41	10/23/04	at Texas A&M	12 (19- 7; 3rd Quarter)	L, 26-29 OT
9/17/16	at Michigan	14 (21-7; 1st Quarter)	L, 28-45	11/01/03	at Texas Tech	14 (14- 0; 1st Quarter)	L, 21-26
11/13/15	SOUTHERN CALIFORNIA	14 (17-3; 2nd Quarter)	L, 24-27	10/04/03	at Baylor	9 (23-14; 3rd Quarter)	L, 30-42
11/01/14	WASHINGTON	10 (20-10; 2nd Quarter)	L, 23-38	11/11/00	Iowa State	11 (20- 9; 2nd Quarter)	L, 27-35
09/27/14	at California	14 (28-14; 3rd Quarter)	L, 56-59 2OT	09/02/00	Colorado State (Denver)	10 (24-14; 3rd Quarter)	L, 24-28
08/29/14	Colorado State (Denver)	10 (17-7; 3rd Quarter)	L, 17-31	10/23/93	at Kansas State	9 ( 9- 0; 2nd Quarter)	T, 16-16
09/08/12	SACRAMENTO STATE	14 (14-0; 1st Quarter)	L, 28-30	09/18/93	at Stanford	10 (27-27; 4th Quarter)	L, 37-41
09/01/12	Colorado State (Denver)	11 (14-3; 2nd Quarter)	L, 17-22	09/15/90	at Illinois	14 (17- 3; 2nd Quarter)	L, 22-23
10/01/10	WASHINGTON STATE	10 (27-17; 4th Quarter)	L, 27-31	08/26/90	*Tennessee	14 (31-17; 4th Quarter)	T, 31-31
11/06/10	at Kansas	28 (45-17; 4th Quarter)	L, 45-52	09/27/86	ARIZONA	9 (21-12; 4th Quarter)	L, 21-24
10/23/10	TEXAS TECH	10 (24-14; end 3rd Quarter)	L, 24-27	11/03/84	KANSAS	11 (27-16; 4th Quarter)	L, 27-28
11/19/09	at Oklahoma State	11 (21-10; 3rd Quarter)	L, 28-31	10/16/82	at Oklahoma State	13 (13- 0; 1st Quarter)	T, 25-25
10/10/09	at Texas	11 (14-3; 2nd Quarter)	L, 14-38	09/19/81	WASHINGTON STATE	10 (10- 0; 4th Quarter)	L, 10-14
11/28/08	at Nebraska	14 (14-0; 1st Quarter)	L, 31-40	10/10/79	OKLAHOMA STATE	20 (20- 0; 4th Quarter)	L, 20-21

Colorado has lost only 36 games (and was tied twice) dating back to 1980 when leading by *any* margin at any point in the fourth quarter or overtime. The most recent loss was this past Oct. 25, a 35-31 setback to USC after entering the final stanza with a 31-28 advantage. The ties came against Tennessee in 1990 (31-31, after leading 31-17) and Kansas State in 1993 (16-16 after taking a late 16-13 lead).

- Colorado has won **131** of its last **156** games in which it at any point has held a two-score lead. A 2003 loss to Baylor snapped a 26-game winning streak in such situations on the road, and an overall streak of 49 consecutive wins from 1993 to 1999 was snapped by CSU in 2000. In this same span, **Colorado has rallied to win 42 games and tie two others dating back to 1981 after once trailing at some point in the fourth quarter.** The most recent are the Nebraska and Stanford games this year: the Cornhuskers led 17-0 late in the third period when the Buffaloes started taking over the game, and the Cardinal led briefly in the fourth quarter. Two of the biggest ones occurred in 2007: CU rallied from 28-17 down in the third and 28-25 in the fourth to defeat CSU 31-28 in overtime) and Oklahoma (down 24-7 late in the third, eventually tying the fourth largest comeback in school history in winning 27-24).

## INJURIES DOWN IN 2019 AFTER RISING UP N 2018

Injuries were kept to a minimum over the 2016 and 2017 seasons after a flurry in 2015, as that season 10 positions had a starter miss at least one game due to injury. But in 2018, it was a different story as injuries hit **11** different starting positions (including punter and placekicker) that lost their starter for multiple games. However, in 2019, the count of full games missed is back down again (though an abnormal number of partial games has been the case). Below are the worst regular seasons for injuries/illness for the CU program over the last 33 years (KEY: GL—Games lost to injury; GL/2—Games lost by 2-deep scrimmage players; MG—"Man games" as defined by as the total number of games if all players NOT ticketed to redshirt played every game; Pct. Lost – percentage of man games lost, knowing that in actuality, the number is higher as third-team players and reserves don't see that much action; 2/MG—2-deep man games, or starting 24 positions (including kickers and punters plus backups):

Season	G	GL	MG	Pct. Lost	GL/2	2/MG	Pct. Lost	Season	G	GL	MG	Pct. Lost	GL/2	2/MG	Pct. Lost
2008	12	121	1008	12.0	110	576	19.1	2018	12	96	1,056	9.1	70	576	12.2
2011	13	141	1066	12.8	115	624	18.4	2016	14	129	1224	10.6	75	672	11.2
1998	11	101	864	11.7	89	528	16.9	2003	12	74	876	8.4	58	576	10.1
2000	11	101	880	11.5	82	528	15.5	1997	11	51	770	6.6	41	528	7.8
2010	12	103	924	11.1	88	576	15.3	2017	12	61	960	6.4	39	576	6.8
2015	13	120	1053	11.4	93	624	14.9								
2002	13	139	1118	12.4	80	624	12.8	2019	11	45	990	4.5	34	528	6.4
2012	12	108	984	11.0	71	576	12.3	*—man-games for 2-deep include P and PK spots.							

Dating back to 1987, only 15 times has CU lost over five percent of its "man game" count due to injury (1995-97-98-2000-02-03-08-10-11-12-13-15-16-17-18).

**BUFFS AGAINST THE BEST**

Here's a look at how CU has fared all-time against nationally ranked teams (*Associated Press* poll):

Games	All-Time Record	1989-2019 Record	Mel Tucker Record	Coach With The Most Wins
versus Top 5.....	12-54-1	8-22-0	0-0	5 / Bill McCartney
versus Top 10.....	25-96-3	14-42-2	0-0	8 / Eddie Crowder & Bill McCartney
versus Top 15.....	37-125-3	20-58-2	0-1	10 / Bill McCartney
versus Top 25.....	73-170-3	47-89-2	2-1	20 / Bill McCartney

**"OUTSIDE THE NINE DOTS"**

Some out of the ordinary records by the Buffs in some unique situations:

- ❑ Colorado is **88-52** against teams with three or more losses dating back to the 1985 season;
- ❑ Colorado is **88-51-1** in its last **140** games against schools that include the word "State" (dating to 1986);
- ❑ Colorado is **562-288-25** all-time in games played in the Mountain Time Zone (Colorado, Arizona, Montana, New Mexico, Utah, Wyoming)

**18 TO THE HOUSE ON THE FIRST TRY WHEN IT COMES TO THEFTS & SCORES**

CU players have a penchant to return their first career interceptions for touchdowns, as since 1992, **18** Buffaloes have scored after stealing their first college pass. Junior **CB Dante Wigley** is the most recent to accomplish it, racing 27 yards with his first pick for a touchdown versus Oregon State on Oct. 27. **S Nick Fisher** did it in grand style on Oct. 28, 2017: he picked off a pass in the end zone against Cal, his momentum taking him back nine yards deep, and then he raced 109 yards for the score (100 officially by the NCAA). Previous to that, **ILB Rick Gamboa** returned a deflected pass 20 yards for a score against OSU in 2016, and **ILB Kenneth Olugbode** had the one before that, racing 60 yards for a score in a 27-24 overtime win over Colorado State in 2015. That was the first in eight years, going back to 2007, when redshirt frosh **CB Jimmy Smith** had a 31-yard return that cut Nebraska's lead to 35-31 early in the second half and was the impetus to a 65-51 comeback win. Prior to that was another spectacular one: **ILB Marcus Burton** returned a pick 99 yards at Oklahoma State in 2005, preserving CU's shutout in the waning seconds of the game. Three did it in 2004: **OLB Brian Iwuh** did it off the bat when he made his first career pick and returned it 37 yards for what proved to be the winning touchdown against Colorado State in the season opener; a week later, **Joe Sanders**, plucked off a ball against Washington State and raced 51 yards for six, snapping a 3-3 deadlock in the process; then versus Texas, **CB Terrence Wheatley** plucked one off and ran 37 yards for six with his first theft. Two did it in 2001: **S Medford Moorer** picked off his first career pass and returned it 64 yards for a touchdown against Texas in the Big 12 Championship game, while **CB Donald Strickland** returned his first career pick 31 yards for a touchdown just one minute into the CSU game. Frosh redshirt **CB Phil Jackson** did it in 2000, as he returned his first career INT 28 yards for a TD against Washington. **SS Rashidi Barnes** had his first one in CU's win over CSU in 1997, returning it 26 yards for a score, rallying the Buffs into a 14-14 tie early in the second half. Barnes was the fourth Buff in a 14-game span to return a first career pick for a TD—**Marcus Washington** had a 95-yard theft for a score in the '96 Cotton Bowl against Oregon; **Vili Maumau** had a 33-yard interception for six (and a Hula dance) at Colorado State in 1996; and **Nick Ziegler** stole one for a 31-yard score against Washington in the '96 Holiday Bowl. In 1992, **Dwayne Davis** returned one 31 yards for a TD in a 21-20 win at Minnesota to start this amazing run.

➤ And three did it with their first punt returns: **Ben Kelly** (vs. Utah State in 1998), **Jeremy Bloom** (vs CSU in 2002) and **Laviska Shenault** (2017 vs. Texas State).

**BUFFALO DINOSAURS**

The longtime radio voice of the Buffs, **Larry Zimmer** wrapped up his career following the 2015 season, calling **486** CU games; a string of **251** in a row came to an end after he was hospitalized in October 2014 (he would miss the final six games of the season). He only missed 17 games overall; prior to the six due to illness, he had missed three bowls (two due to contracts forbidding teams to originate broadcasts), three regular season games due to travel conflicts and five road games this season; his 400th at CU was also the 1,000 of his professional career. In 2009, Zim was honored as the 15th recipient of the Chris Schenkel Award, which recognizes those who have enjoyed a long and distinguished career broadcasting college football at a single institution (he called a total of **570** college games, including 50 for Michigan and 34 for CSU).

**OTHER DINOSAURS:** **Jon Burianek**, who retired as senior associate AD in June 2006 and then briefly rejoined the department on a contract basis in 2013, worked **444** CU football games, including a run of **415** in a row (229 of which were at home). **SID Dave Plati** has worked **471** overall in person (a streak of **410** dating from the '83 finale to the sixth game of 2017; a streak of **252** straight home games and **274** in the state of Colorado are intact); **Darian Hagan** has been a part of **269** (121 in two stints as an assistant coach, 62 as a football staff member, 35 as the Alumni C-Club director and 49 as a player); **Gary Barnett**, now an analyst with KOA, has worked **243** (106 as an assistant coach, 87 as head coach and 50 on the radio); **Mark Johnson**, who succeeded Zimmer as the voice of the Buffaloes, has called **198** games. The late **Fred Casotti**, the school's longtime SID/associate AD from 1952-87, witnessed **477** CU football games (including **268** in a row at Folsom) prior to his passing in 2001. The record by a coach is held by **Brian Cabral**, who, including his playing days (46 games), was a part of **340** (the last **294** in a row); former facilities man **John Krueger** worked **325** (1980s to 2012). Then there are CU's "Super Twins," **Betty Hoover** and **Peggy Coppom**, who have been to all but handful of CU's home games — since 1940 and every single one — **357** — since 1958 (they turned 95 on Nov. 19). And the late **F.M. "Dutch" Westerberg** is the all-timer; the long-time season ticket holder saw *every* CU home game (**394** of 'em) from 1921 until 1999, when he passed away at the age of 94.

**STAT CREW:** **Jack Landon** (son of one-time presidential candidate Alf Landon) is in his 47th year as a member of the CU football stat crew in 2019; he joined the basketball crew in 1971 and then football two years later. Virginia did a survey on longest tenured state people, and Jack is 11th nationally.

**NFL SCOUT WATCH**

Colorado has 18 seniors on its 2019 roster, and as history has indicated, they will receive plenty of looks from scouts all around the National Football League; scouts/player personnel types pass through Boulder every season for a game and/or practice(s), with over three fourths of the league doing so on average every season. This season, **31** teams have sent reps to Colorado games: Arizona, Atlanta, Baltimore, Buffalo, Carolina, Chicago, Cleveland, Dallas, Denver, Detroit, Green Bay, Houston, Indianapolis, Jacksonville, Kansas City, L.A. Chargers, L.A. Rams, Miami, Minnesota, New England, New Orleans, N.Y. Giants, N.Y. Jets, Oakland, Philadelphia, Pittsburgh, San Francisco, Seattle, Tampa Bay, Tennessee and Washington (26 teams visited in 2017 and 2018; 28 in 2016). Not including camps or practices, **1,036** NFL scouts have attended Colorado games since 2000 home, road and neutral sites). At the 2016 UCLA game in Boulder, the record for a CU game occurred: **31** scouts from 20 teams were in attendance for the game (next most: 20 for USC in 2017).





## PLAYING ON SUNDAY: IN-THE-PROS

There are **15** former Colorado Buffaloes currently on the 2019 National Football League rosters (as of November 24; 15 were on final rosters in 2018 after 19 started out in camps). Colorado has had **245** players all-time go on to make an active NFL roster and **273** all-time draft picks, which ranks as the fourth most among Pac-12 programs and 22nd overall. CU had continually been one of the top 20 producers for the last quarter century of NFL talent and at one time in the late 1970's had the most active players (47) of any school in the nation. The last time Colorado was in the top 10 in players produced was in 2002 (10th, 29). The active list (KEY: **Exp.**—denotes number of years in the league; **i**—on injured reserve/physically unable to perform; **p**—practice squad):



Player	Pos.	Team	Exp.
Chidobe Awuzie	CB	Dallas Cowboys	2
David Bakhtiari	OT	Green Bay Packers	6
Ken Crawley	CB	New Orleans Saints	3
Mason Crosby	PK	Green Bay Packers	12
<b>p</b> —Javier Edwards	DT	Houston Texans	R
<b>p</b> —Kabion Ento	CB	Green Bay Packers	R
Phillip Lindsay	RB	Denver Broncos	1
Isaiah Oliver	CB	Atlanta Falcons	1
Paul Richardson	WR	Washington Redskins	5
Jimmy Smith	CB	Baltimore Ravens	8
Nate Solder	OT	New York Giants	8
Tedric Thompson	SS	Seattle Seahawks	2
Josh Tupou	DT	Cincinnati Bengals	2
Juwann Winfree	WR	Denver Broncos	R
Ahkello Witherspoon	CB	San Francisco 49ers	2

## IN CAMPS BUT WAIVED

Player	Pos.	Team	Exp.
Drew Lewis ( <i>July 23</i> )	LB	Houston Texans	R
Travon McMillian ( <i>Aug. 31</i> )	RB	Pittsburgh Steelers	R
Daniel Munyer ( <i>Aug. 31</i> )	OG/C	Indianapolis Colts	4
Devin Ross ( <i>July 16</i> )	WR	Philadelphia Eagles	1

## COACHES

Name	Pos.	Team	Tie To Colorado
Klayton Adams	OL Asst.	Indianapolis	Asst. Coach, 2013-18
Eric Bieniemy	OC/RB	Kansas City	Player, 1987-90; Asst. Coach, 2000-02, '11-12
Tom Cable	OL	Oakland	Asst. Coach, 1998-99
Moses Cabrera	Str/Cond	New England	Asst. S&C Coach, 2010
Jim Caldwell	AHC/QB	Miami	Asst. Coach, 1982-84
Matt Daniels	Asst. ST	L.A. Rams	Grad Asst., 2017
Karl Dorrell	WR	Miami	Asst. Coach, 1992-93, 95-98
Jon Embree	AHC/TE	San Francisco	Player '83-86/Asst. Coach '91-02 Head Coach 2011-12
Mark Helfrich	Off. Coord.	Chicago	QB/Off. Coord., 2006-08
Nick Holz	QC/Offense	Oakland	Player, 2003-06
Vance Joseph	Def. Coord.	Arizona	Player, 1990-94 Asst. Coach, 2002-03
T.C. McCartney	QB	Denver	Grad Asst., 2012-13
Tyrone McKenzie	ILB	Tennessee	Grad Asst., 2015
Chris Morgan	OL	Atlanta	Player, 1995-99
Kennedy Polamalu	RB	Minnesota	Asst. Coach, 1997-98
Robert Prince	WR	Detroit	Asst. Coach, 2010
Rip Scherer	TE	L.A. Chargers	Asst. HC/QB, 2011-12
Vernon Stephens	Asst. S&C	Arizona	Asst. S&C Coach, 2003-06
Chris Strausser	OL	Indianapolis	Asst. Coach, 2006

## PLAYER PERSONNEL/DEVELOPMENT

Name	Team	Tie To Colorado
Malcolm Blacken	Washington (Dir., PD)	Strength Coach, 2011-12
Jordan Dizon	Denver (Scout)	Player, 2004-07/Butkus runner-up
Matt Russell	Denver (Dir., PP)	Player, 1992-96/Butkus Award
Duke Tobin	Cincinnati (Dir., PP)	Player, 1992-93
Patrick Williams	Baltimore (Scout)	Player, 2005-08

**CANUCKS:** One former Buff is in the Canadian Football League, **OT Stephone Nembot** (Ottawa). **WR Shay Fields** was on Montreal in the preseason but was released.

**DAD PLAYED ON SUNDAYS:** Six players are the sons of former NFL players: **WR Curtis Chiaverini** (father Darrin played four seasons with three teams); **RB Alex Fontenot** (father Albert played 10 seasons with three teams); **ILB Marvin Ham II** (father Marvin, Carolina); **QB Steven Montez** (father Alfred, Oakland); **WR Dimitri Stanley** (father Walter, played eight seasons with five teams); **QB Blake Stenstrom** (father Steve played five seasons with Chicago and San Francisco).

**COLORADO HIGH SCHOOL COACHES:** Six former Buffaloes are serving as high school head coaches in the state; the five who head prep programs: **Matt Flavin** (Buena Vista), **Dave Logan** (Cherry Creek), **Spencer Colter** (Denver East), **Dusty Sprague** (Holyoke), **Scott Yates** (Kent Denver) and **DaVaughn Thornton** (Overland). **Marcus Washington** is a defensive coordinator (Adams City).

**ALL-TIME CU PRO NOTE:** How good was CU's 1994 offense? Ten of the 11 starters were drafted into the NFL (Tony Berti, Rae Carruth, Christian Fauria, Heath Irwin, Chris Naeole, Rashaan Salaam, Kordell Stewart, Bryan Stoltzberg, Derek West and Michael Westbrook), with the 11th signing as a free agent (Lepsis). All played, and three even remained on NFL rosters some 11 years later. And six of the '94 defensive starters wound up playing professionally as well.

## CROSBY WATCH

**PK Mason Crosby** ('06) is the Green Bay Packers' all-time leading scorer both for the regular season and the regular and postseason combined; he set the record with a 21-yard field goal late in the Packs' 27-17 win over Seattle on Sept. 20, 2015, his 13th point of the night (he made all four field goal tries in the game, including a 54-yarder, and an extra point). Through games of Nov. 24, he has scored **1,537** points in 202 regular season games (**24th** in NFL history) and **137** in 18 playoff games for a total of **1,674** (he also made an NFL record 23 straight field goals in the postseason). Crosby also holds both Packers' field goal marks: **320** regular season (**26th** all-time) and 26 postseason; his **577** extra points made are **16th** all-time. He is fourth on the points list and third on the field goal chart for players who have/had spent their career with just one team. Crosby, of course, is CU's all-time leading scorer with 307 points.

➔ How many players have led a professional team and their college alma mater in scoring (regular season and playoffs combined)? The list is short (six including Crosby): **PK Jason Elam**, Denver Broncos/Hawai'i (1,870/395); **PK Stephen Gostkowski**, New England Patriots/Memphis (1,384/369); **PK Martin Gramatica**, Tampa Bay Buccaneers/Kansas State (640/349), **WR Jerry Rice**, San Francisco 49ers/Mississippi Valley State (1,244/310); and **PK Jeff Wilkins**, St. Louis Rams/Youngstown State (1,300/373).

**ALL-TIME FWAA ALL-AMERICAN TEAM:** The Football Writers Association of America placed Crosby on the second-team of its All-Time All-America Team, announced in conjunction with the group's 75th anniversary in August 2015.







CU has been a solid conduit to the NFL League when it has come to offensive linemen and the research below indicates CU may very well be the place to go if an offensive lineman wants to take it to the next level. Dating back to the 1991 NFL draft, or the '87 recruiting class, 29 of 41 players who started at least two years on the Buff offensive line were either drafted or signed as free agents. The list is impressive (with three others who started just one season):



## STAT SHOTS

Here are some interesting statistical bullets about Colorado football:

- ➔ **30+.** In its history, Colorado is **326-29-1** when scoring 30 or more points (**3-2** in 2019, **18-6** over the last three years), with records of **235-9** with 35-plus points and **218-7** with 36-plus, **193-5** with 38-plus and **124-2** with 43 or more tallies. The seven losses with 36 or more points came to Air Force (58-35 in 1968), Oklahoma (82-42 in 1980), Stanford (41-37 in 1993), Toledo (54-38 in 2009), Kansas (52-45 in 2010), Utah (42-35 in 2012), California (59-56 in 20T in 2014) and Arizona in 2017 (45-42). CU has played **1,260** games in its history, registering point totals of every number between 0 and 70 except 1 (duh!) and 68, and 75 and 109 above that mark.
- ➔ Colorado is **122-125-3** in its last **250** league games: within this record is a 25-game span in which CU did not lose a conference game, the fourth longest streak all-time in the Big Eight (1958-1995). Colorado was 23-0-2 during that run.
  - ➔ Colorado, however, is only **20-60** as a member of the Pac-12.
- ➔ **30 points / 3 TDs.** Colorado has scored 30 or more points in **158** of its last **366** games, posting a **133-24-1** record; the Buffs have scored at least three touchdowns in **240** of these games dating to the start of 1989; in this time frame, CU is **29-108-2** when held to two or fewer touchdowns.
- ➔ For years, the mark of a strong CU team was that the Buffaloes routinely averaged six or more yards on first down. Technically the last time the Buffs averaged six or more for a season was in 2001, their Big 12 Championship year (**6.7**; CU did average **5.98** per first down play in 2016). Colorado did it six times between 1989 and 1997, including a team record best of **7.2** in both 1989 and 1994.
  - ➔ Since 1966, CU has averaged less than **4.3** just seven times (last in 2012) and less than 4.1 once—3.5 in 1979. In 2012, the Buffs averaged **4.25** yards on first down, the lowest number since that 3.5 figure in 1979.
  - ➔ In 2016, the Buffs had their best average on first down in years: CU averaged **5.98**, its best since 2001 (**6.7**).
  - ➔ Thus far in **2019**, the Buffs are averaging **5.76** yards on for 311 first down plays (gaining five or more on 142 of those).
- ➔ Dating back to the fifth game of the 1999 season, an OT win over Missouri, the Buffs have **64** scores by return, or non-offensive scores, in the last 21 seasons (highs of eight in 1999 and 2002). Since the '95 opener and including postseason, CU has **83** scores by return in **303** games (76 regular season, seven bowl). *In the Tucker Era, Colorado has 1 (which happened in his first game—a 9-yard fumble return against Colorado State by Mustafa Johnson).*
- ➔ **200/200.** Colorado has accomplished the 200 "double-double," that is 200 yards both rushing and passing **54** times in the last **328** games, dating to 1993), having accomplished it **2** times under Tucker (**2-0**). CU averaged over 200 in each for the season in 1993, 1994 and in 2001 (and threatened to do it in 2016). The Buffs are **52-8** since 1981 when they have reached the 200 plateaus in both and **60-11** overall. *Prior to '93, CU had accomplished the feat only 19 times in its first 929 games in its history.*
- ➔ **600+.** Colorado is **17-1** all-time in games when it has gained 600 or more yards on offense; the first loss was last year when the Buffs had 630 in the 59-56 double overtime loss at California on Sept. 27, 2014. CU is **0-0** under Tucker; the last two games with 600-plus were against Nicholls State in 2015 and Washington State, 2016.
- ➔ **Grass.** Colorado is **100-105** in its last **205** games on grass, including a **65-62** mark at home (**15-9** in the last 24 games at Folsom), dating back to the 1999 season when Folsom Field converted back to grass (CU is **20-13** on grass over the last three-plus seasons).
- ➔ **Artificial Turf.** Colorado is **100-67-3** in its last **170** games on non-grass fields dating back to 1989, including a **65-50-3** mark in conference games. CU was **1-3** in 2018 (and **0-2** this year under Mel Tucker).
- ➔ **First Quarter Dominance.** Dating to the start of 2016 (**48** games), Colorado has been fairly dominant in the first quarter: the Buffs have outscored its opponents **343-255** with edges in total offense of **259** yards and **plus-9** in TO margin.
- ➔ **Goal-to-Go Situations:** Over the last six seasons, the Buffs have scored in **129** out of **143** situations when it has been first-and-goal. This includes **102** touchdowns and **27** field goals, thus the TD percentage is **71.3** and the overall percentage is **90.2**. The **14** non-scores: seven fourth down misses, four missed field goals (from 26, 28, 31 and 33 yards) and three turnovers.
- ➔ **No Turns or Sacks.** Dating back to 1972, Colorado is **19-4** in games when not allowing a sack or committing a turnover (**1-1** under Tucker, including his first game as coach, the 52-31 win over Colorado State). In these 23 games, the Buffs have outscored the opponent by **905-509** (only seven games decided by less than 17 points).
- ➔ **Turnover Free.** Colorado has played **88** turnover-free games dating back to the 1946 season, owning a record of **57-27-4** in those games (**2-1** in bowls). Under Tucker, CU is **2-2**.
- ➔ **Time Spent In The Lead.** The Buffaloes held leads in 11 of 14 games in 2016 (two-score leads in 10 of those), and were ahead for a total of **457:20** on the season. That's the second-most by a hair in the 21 years CU has tracked the stat (CU led for 458:01 in 1996—a 12-game season including the bowl).
  - ➔ In 2017, CU held the edge up until the season finale at Utah, and for the year, the opponent wound up with a **302:13** to **285:30** (tied 132:17).
  - ➔ In 2018, CU led 37 percent of the time (**268:07**), having led in the first 11 games of the year; the Buffs trailed in nine for **280:39**.
- ➔ The Buffs averaged **439.2** yards per game in 2016, in part thanks to a school record eight games in a row with **400** or more, with an average **284.6** yards through the air. Colorado has averaged 400 or more yards per game over the course of an entire season 16 times, including three of the last five seasons (**417.6** in 2017), with the school record of **495.3** set during the 1994 season. CU was averaging over 400 through 10 games in 2018 but finished just below at 392.6.
  - ➔ CU opened 2019 with 475 yards against Colorado State.
  - ➔ The Buffaloes have averaged over 300 yards passing in a season just once – **303.5** – in 1996, and came close the year before (297.2) and in 1992 (297.4); otherwise, CU has thrown for 250 or more per game just four times, including 2014 and 2016 (254.4).
- ➔ Colorado rarely folds when the opponent is faced with a 3rd-and-20 or longer. Dating back to 1993, opponents are just **5-of-133** on 3rd-and-20 or more. The Buff defense have had streaks of 51 and 30 in this span (Stanford is the last team to convert one, in 2011; the opponent is now **0-of-24** since). The CU offense is **12-of-149** when it's faced with 3rd-and-20 plus in the same span (last converting on a 3rd-&-27 in the Alamo Bowl against Oklahoma State).
- ➔ CU has scored in **30** of **44** quarters and in one overtime in 2019 (33 of 48 last year, including **15** in a row in one stretch) and in **99** of **140** quarters dating back to the start of the 2017 season).



## TRENDS I

## 1985-PRESENT

Since 1985, when the Buffs returned to their traditional winning ways after six frustrating years from 1978-84, corresponding with coach **Bill McCartney** switching to the wishbone, Colorado is **228-194-4**; in these 426 games spanning the last 35 seasons, CU has posted the following records (including bowls):

◆ with 400-plus yards total offense	134-42-2	◆ when holding opponent to 17 points or less	130-19-1
◆ with 500-plus yards total offense	66-13-0	◆ when holding opponent under 100 yards rushing	111-18-1
◆ when rushing for 200-plus yards	127-19-1	◆ when holding opponent under 300 yards total offense	106-21-1
◆ when rushing for 250-plus yards	88- 6-1	◆ when scoring first	150-59-1
◆ when rushing for 300-plus yards	56- 2-1	◆ when leading at halftime	179-36-2
◆ when rushing and passing for at least 200 yards	50- 8-0	◆ when leading after three quarters	186-27-3
◆ when out-rushing the opponent	197-37-3	◆ when scoring 30 or more points	146-23-1
◆ when converting 50 percent or better on 3rd down	92-17-1	◆ when held to 13 points or less	4-69-0
◆ when punting three or fewer times	77-29-1	◆ when not committing a turnover or allowing a sack	19- 4-0
◆ with zero turnovers (173-86-2 with two or fewer)	49-24-2	◆ when holding edge in 1st downs & possession time	132-39-2
◆ when scoring 40 or more points (18-2 since joining Pac-12)	83- 3-0		

## TRENDS II

## ASSORTED TIMELINES

A look at some Colorado records in games over assorted periods of time:

## Since Start of 1892 Season (or all-time):

➤ when scoring 43 or more points 124- 2

## Since Start of 2001 Season:

➤ when opponent has under 100 yards rushing (17-4 last 21) 45-17  
 ➤ when opponent scores 17 points or less (23 straight wins) 48- 5  
 ➤ when rushing for 250-plus yards (12-1 300-plus) 29- 2  
 ➤ with 500-plus yards total offense (3-1 with 600-plus) 27- 8

## Since Start of 2013 Season:

➤ when rushing for 200-plus yards 18- 6  
 ➤ when rushing and passing for at least 200 yards 13- 5  
 ➤ when holding opponent under 300 yards total offense 16- 0  
 ➤ with a 100-yard rusher 18- 8  
 ➤ when leading at halftime 25-10  
 ➤ when scoring 30 or more points 25-12  
 ➤ when leading after three (3-40 trailing, 4-1 tied) 28- 6

## TURNOVER ANALYSIS / TUCKER ERA

Most head coaches believe that when it comes to turnovers, they are one of the single most important factors in winning or losing ball games. Statistics usually back up the argument, thus we will chart the numbers under Mel Tucker. A closer look:

Tucker Era	Turnovers Committed	Turnovers Forced	+/-	Scoring Off Turnovers PF	PA	+/-
5 WINS	4	10	+6	23	13	+10
6 LOSSES	9	7	- 2	17	38	-21
<b>11 GAMES</b>	<b>13</b>	<b>17</b>	<b>+4</b>	<b>40</b>	<b>51</b>	<b>- 11</b>

## POST BYE WEEKS

Colorado is **29-24** in games following a bye week in the post-World War II Era (or since 1946); after the Buffaloes joined the Big Seven Conference in 1948, CU stopped playing Denver in an annual Thanksgiving game that year and byes became much rarer. In fact, the Buffs had just five bye weeks between 1948 and 1984 (going 3-2; one was created in 1963 after the assassination of JFK). Since 1985, CU has had at least one bye in 32 of 35 seasons, with two weeks off 12 of those years (including 2019) and one season with three idle Saturdays (2001, due to the Sept. 11 terrorist attacks). CU is **25-21** in games following byes dating back to 1985, which includes a **3-6** mark as a member of the Pac-12 (losing to Arizona State in 2012, at Oregon State in 2013, at USC and Oregon in 2014, at Utah in 2017 and to Arizona in 2019; and wins over UCLA in 2016 and 2018 and Washington in 2019).

## TOUCHDOWNS ON FIRST CAREER TOUCH

There are two players on the current CU roster that scored a touchdown on their first career touch. In 2017, **WR Laviska Shenault** joined the club when he picked up a fumble on punt return duty and raced 55 yards for a score. In 2018, **WR Daniel Arias** caught a 37-yard pass from QB Steven Montez to become the 16th known player to do so in CU history (he did so in his hometown, making it even more special). Not including those players whose first career interception were returned for scores (see page 37), here's a list of known players in CU history that scored a TD the first time they touched the football:

Player	Date	Opponent	Score	How	Player	Date	Opponent	Score	How
Lamar Meyer	Sept. 18, 1954	DRAKE	W 61- 0	26 pass from Frank Bernardi	James Kidd	Sept. 11, 1993	BAYLOR	W 45-21	25 pass from Vance Joseph
Gerry Leahy	Sept. 25, 1954	COLORADO ST.	W 46- 0	8 pass from Homer Scott	Jeremy Bloom	Aug. 31, 2002	Colorado State	L 14-19	75 punt return
Leon Mavity	Sept. 30, 1961	OKLAHOMA ST.	W 24- 0	60 yard punt return	DaVaughn Thornton	Nov. 6, 2010	at Kansas	L 45-52	12 pass from Cody Hawkins
Chuck Morris	Nov. 25, 1961	IOWA STATE	W 34- 0	12 pass from Pat Young	Scott Fernandez	Nov. 10, 2012	at Arizona	L 31-56	71 pass from Connor Wood
Roger Wissmiller	Oct. 20, 1962	at Iowa State	L 19-57	2 pass from Frank Cesarek	Jay MacIntyre	Sept. 26, 2015	NICHOLLS STATE	W 48- 0	38 pass from Sefo Liufau
Larry Ferguson	Sept. 15, 1973	at Louisiana State	L 6-17	37 run	Kabion Ento	Sept. 10, 2016	IDAHO STATE	W 56- 7	69 pass from Steven Montez
Mike Kerin	Sept. 27, 1975	WICHITA STATE	W 52- 0	32 pass from Jeff Austin	<b>Laviska Shenault</b>	<b>Sept. 9, 2017</b>	<b>TEXAS STATE</b>	<b>W 37- 3</b>	<b>55 punt return</b>
Craig Keenan	Sept. 25, 1982	WYOMING	L 10-24	1 run	<b>Daniel Arias</b>	<b>Oct. 20, 2018</b>	<b>at Washington</b>	<b>L 13-27</b>	<b>27 pass from Steven Montez</b>

## SOUTH PARK RALPHIE INTRO

Most know that the creators of Comedy Central's popular *South Park* are University of Colorado alums: **Trey Parker**, **Matt Stone** and animator **Eric Stough**. Trey voices **Eric Cartman**; he teamed with Eric this summer to create a short (roughly 20 seconds) vignette that debuted during the countdown to kickoff prior to the 2014 Arizona State game. It's been a hit since, especially among the CU student section. Cartman is seen in his usual garb and he introduced Ralphie before the real buffalo led the Buffs on the field.





## 2019 ANNIVERSARIES

The annual listing of what happened years ago, or anniversaries of 5, 10 and 25-year increments:

- 1904** (Oct. 8) Considered one of the biggest wins in the 15-year history of the program, Colorado beats Nebraska in Boulder, 6-0. The game ball remains on display at CU's Heritage Center on campus (third floor of Old Main).
- 1909** Colorado finished 6-0 the first of three in a row to do so while establishing the school's all-time winning streak of 21 games between 1908 and 1912. CU squeezes by the State Prep School and an Alumni squad, both by 3-0 scores, but follow those up with routs over Colorado A&M (57-0) and New Mexico (53-0) before closing with road wins over Colorado College (9-0) and Colorado Mines (16-0).
- 1914** The 105th anniversary of a 5-1 Colorado team, the next-to-last squad that **Fred Folsom** would coach in Boulder, but what would be his last winner (CU went 1-6 in his final year in 1915).
- 1924** (Oct. 11) The 95th anniversary of the first game at Colorado Stadium (now Folsom Field), a 39-0 win over Regis. Colorado says goodbye to Gamble Field the previous Saturday with a 21-0 romp over Western State on its way to an 8-1-1 record, which included its first overseas games—two in Hawai'i.
- 1934** (Nov. 10) The 85th anniversary of CU's 7-6 win over Utah, snapping a nine-game losing streak at the time against its conference archrival. It's the first game that the school is known as the "Buffaloes" following a contest in the school newspaper to come up with a permanent nickname. In the 7-0 win at Denver on Thanksgiving Day, the foundation for future Ralphie's is laid down when students rent a buffalo calf and more or less control it on the sidelines during the win.
- 1939** The Buffaloes open 0-3, but would go on and post their best finish after such a start, rallying to win five in a row to finish 5-3 and win their first Mountain States Conference title.
- 1949** (Oct. 29) The 70th anniversary of perhaps the wackiest game in CU history when it comes to the weather. In a 14-7 homecoming win over Utah, the temperature was 61 degrees at its 2 p.m. kickoff with clear skies. It was overcast by halftime, and by the end of the game, the field was covered in six inches of snow.
- 1954** The 65th anniversary of one of the most prolific rushing offenses in Colorado history, the unit averaging 316 yards per game, ranking third in the nation. **John Bayuk** (824 yards), **Frank Bernardi** (668), **Carroll Hardy** (642), **Homer Jenkins** (446) and **Emerson Wilson** (419) combine to average 6.8 yards per carry and 31 touchdowns in CU's 7-2-1 season.
- 1959** The 60th anniversary of Sonny Grandelius' first season as CU coach, as well as what tied for the second-largest comeback in school history, a 21-20 win over Missouri on Halloween (Oct. 31). Trailing 20-6 with 13:05 left, **Gale Weidner** threw one touchdown pass (12 yards to **Jerry Hillebrand**), completed a 2-point pass to Jim Counter, and then ran in the game-tying score himself with 6:15 left; **Boyd Dowler** converted the PAT kick for the winning margin.
- 1964** The 55th anniversary of **Eddie Crowder's** second CU team; though it repeated with a 2-8 record with one fewer win in Big 8 play, observers could see the future: in 1963, Colorado's five league losses came by a combined 132 points; in '64, this six by 39 (including four by a total of 12).
- 1969** The Buffs cap an 8-3 season with an emotional 47-33 win over Alabama in the Liberty Bowl, where CU had to put up with racial slurs from some Alabama fans because Colorado had African-American players, including tri-captain **Bill Collins**, while the Crimson Tide were not integrated at the time. **Bobby Anderson** is moved from quarterback to tailback the third game of the season and goes on to earn All-America honors. On Oct. 25, the Buffs topple No. 5 Missouri, 31-24 in Boulder, the Tigers' lone conference loss of the year. The '69 team will be honored this year at the Arizona game (Oct. 6).
- 1974** (Oct. 5) The last meeting between Front Range rivals Colorado and Air Force, won by the Buffs, 28-27 at the USAFA. CU leads the all-time series 12-4, but won nine of the last 10 by an average margin of 19 points. The series finally resumes some 45 years later this September in Boulder.
- 1979** (Sept. 8) The 40th anniversary of the Colorado-Oregon game being the first college football game televised on ESPN (tape delay). It was also the first game of the short tenure as Colorado head coach by **Chuck Fairbanks**.
- 1984** (Sept. 15) The 35th anniversary marking the severe brain injury to CU tight end **Ed Reinhardt**, who was in a coma for a month after being hurt in the final two minutes of CU's 27-20 loss at Oregon. Reinhardt had caught 10 passes in the season opener the previous week against Michigan State and was the nation's leading receiver, despite CU's new two-tight offense being revealed by the *Denver Post* in one of those weak "public's right to know" defenses. CU is never the same after the injury and fights its way through a 1-10 season.
- 1989** Following Colorado's first 11-0 regular season in school history and No. 1 national ranking, the Buffaloes play for the national championship in the Orange Bowl against No. 4 Notre Dame, but come up short, 21-6. The Buffs dedicated the season to fallen quarterback **Sal Aunese**, who died on Sept. 23 after a six month battle with stomach cancer. His replacement, **Darian Hagan**, leads the team to the first of three straight undefeated seasons in Big 8 conference play and finishes fifth in the balloting for the Heisman Trophy. The season is defined with back-to-back wins at Oklahoma (20-3) and then over No. 3 Nebraska (27-21).
- 1994** The 25th anniversary of "The Catch," (CU's 27-26 win at Michigan); of **Rashaan Salaam** winning the first Heisman Trophy by a Buff (Dec. 10); of **Chris Hudson** winning the Thorpe Award (Dec. 8); of Salaam going over 2,000 yards for the season against Iowa State (Nov. 19); of **Kordell Stewart** becoming the Big 8's all-time total offense leader (also Nov. 19); of **Bill McCartney** retiring as CU's head coach (also Nov. 19); and of CU's 11-1 season which saw the Buffs finish as the No. 3 team in the country.
- 1999** The 20th anniversary of **Gary Barnett** returning to head the program where he spent nine seasons as an assistant (1983-91); along the way, CU defeats at least one ranked opponent for a 12th straight season, plays in and wins its first overtime game in its history (46-39 over Missouri) and a monster bowl win (62-36 over Boston College in the Insight.com Bowl) extends CU's bowl winning streak to a nation's best six games.
- 2004** (Oct. 16) **Mason Crosby** kicked CU's school record 60-yard field goal in a 19-14 win over Iowa State. And 10 years after "The Catch," **Joel Klatt** and **Ron Monteilh** hook up for the exact same distance—64 yards—with five seconds left to give CU a 38-31 win over Kansas State. Colorado, 1-4 in league play entering November, won its last three Big 12 games in rallying to win the Big 12 North Division.
- 2009** (Oct. 17) One of the few highlights in an otherwise disappointing season, CU defeated No. 17 Kansas, 34-30, in a thriller at Folsom Field. It stood as the last win over a ranked team by the Buffaloes for seven years.
- 2014** In a season where there wasn't much to celebrate (2-10, 0-9 in the Pac-12), **Nelson Spruce** had an outstanding year in catching a school-record 106 passes, the first to make 100 or more in a season at Colorado. Four of the league losses were by a combined 15 points, including a 59-56 loss at Cal in two overtimes.

## BUFFS ON ESPN'S GAMEDAY

Colorado has hosted ESPN's College GameDay three times (Sept. 23, 1995 vs. Texas A&M, Oct. 28, 1995 vs. Nebraska, Sept. 14, 1996 vs. Michigan); the Buffs have been the visiting team on three occasions as well (Oct. 29, 1994 at Nebraska, Sept. 30, 1995 at Oklahoma, Sept. 13, 1997 at Michigan).





## COLORADO BY THE NUMBERS ALL-TIME HISTORIC

- 7-9** Colorado's record in overtime games (**1-1** in 2019);
- 8** The number of Buffaloes enshrined in the College Football Hall of Fame (six players: Byron White, Joe Romig, Dick Anderson, Bobby Anderson, Alfred Williams, John Wooten, Herb Orvis (to be inducted this December); and one coach: Bill McCartney).
- 16** The number of career interceptions by CU's all-time leader, **S John Stearns** (1970-72).
- 19-4** Colorado's record in games since 1972 when not committing a turnover or allowing a quarterback sack (**1-1** in 2019).
- 29** The number of national championships CU has won in its athletic history: 20 skiing, 8 cross country (5 men's/3 women's), 1 football.
- 30** The number of tackles by **LB Jeff Geiser** against Kansas State on Nov. 24, 1973, CU's single game record (5 solo, 25 assists).
- 30** The number of states CU has played a football game in with the most recent addition of Massachusetts in 2014.
- 35** The number of career quarterback sacks by CU's all-time leader, **OLB Alfred Williams** (1987-90).
- 35-1-1** Colorado's all-time record when rushing for 300-plus yards in a game (last: **311** against New Hampshire in 2018).
- 37-11** Colorado's record in games in its history when it has had a 100-yard rusher and a 100-yard receiver in the same game.
- 42-30** Colorado's all-time record in games decided by one (27-17) or two (15-13) points.
- 54** The number of all-time players who have rushed for 1,000 or more yards in a CU uniform (seventh in the NCAA).
- 60** The length of the school record field goal **PK Mason Crosby** made against Iowa State in 2004.
- 62-36** The final score of CU's 2001 win over BCS No. 1 Nebraska, which earned the Buffs the Big 12 North title.
- 65-24** Colorado's record in games against unranked teams in the month of November, dating back to 1985.
- 64** The length of the pass from **QB Kordell Stewart** to **WR Michael Westbrook** (via **WR Blake Anderson** tip), known as "The Catch" at Michigan.
- 67** The length of **TB Charlie Davis'** TD run against Oklahoma State on Nov. 13, 1971, one that put him over the 1,000-yard mark for the season.
- 67** The length of **TB Rashaan Salaam's** TD run against Iowa State on Nov. 19, 1994, one that put him over the 2,000-yard mark for the season.
- 70** The number of wins Colorado has over teams ranked in the Associated Press weekly polls (23rd most all-time; **47** since 1989, 20th most).
- 72** The number of yards that 64-yard pass was in the air, thrown from the CU 32 to four yards deep in the end zone to rally CU to a 27-26 win.
- 78-15-4** Colorado's record in games from 1989-96, the nation's fourth best overall record in the nation during that time frame.
- 93** The number of wins by Bill McCartney, CU's all-time winningest coach (93-55-5, 1982-94).
- 198, 6** The number of rushing yards and touchdowns, respectively, by **TB Chris Brown** against Nebraska on Nov. 23, 2001 in CU's 62-36 win.
- 235-9** Colorado's all-time record in games when it has scored 35 or more points (**326-29-1** with 30 or more points, with **124-2** with 43 or more).
- 242** The number of consecutive games Colorado scored in between 1988 and 2008, the ninth-longest all-time in Division I football.
- 245** The number of players from CU who have played in the National Football League, a top 20 figure nationally.
- 284** The number of receiving yards by **WR Paul Richardson** (vs. California, Sept. 10, 2011), breaking the old mark of **222** first set by **WR Walter Stanley** (vs. Texas Tech, Sept. 12, 1981) and then matched by **WR Rae Carruth** (at Missouri, Nov. 2, 1996).
- 287** The number of national or regional regular season games CU has had on television since 1990, one of the top 10 figures in the nation.
- 294** The number of career receptions by CU's all-time reception leader, **WR Nelson Spruce** (2012-15).
- 304** The number of times Colorado has been ranked in the Associated Press weekly poll (26th most all-time).
- 307** The number of career points by CU's all-time scoring leader, **PK Mason Crosby** (2003-06).
- 318** The number of wins Colorado has at Folsom Field since it opened on Oct. 1, 1924 (**506** games: **318-178-10**).
- 342** The number of rushing yards by **TB Charlie Davis** against Oklahoma State on Nov. 13, 1971, CU's single-game rushing record.
- 362** The number of all-purpose yards by **TB Rashaan Salaam** at Texas on Oct. 1, 1994, CU's single-game record (317 rushing, 45 receiving).
- 410** The number of home wins Colorado has in its history (combined between campus fields, Gamble Field and Folsom Field).
- 465** The number of passing yards by **QB Mike Moschetti** against San Jose State on Sept. 11, 1999, CU's single-game passing record.
- 486** The number of games announcer **Larry Zimmer** called on the radio for the Buffaloes, the most by anyone in CU history (retired after 2015).
- 493** The number of career tackles by CU's all-time leading tackler, **ILB Barry Remington** (1982-86).
- 533** The number of passing yards against Northeast Louisiana on Sept. 16, 1995, CU's single-game record.
- 551** The number of rushing yards at Arizona on Oct. 11, 1958, CU's single-game record.
- 710** The number of wins Colorado has in its history (26th most all-time).
- 767** The number of yards of total offense against San Jose State on Sept. 11, 1999, CU's single-game record.
- 1,149** The number of receiving yards by **WR Charles Johnson** in 1992, CU's single-season record.
- 1,260** The number of games Colorado has played in its history (130 seasons of intercollegiate football).
- 2,055** The number of rushing yards **TB Rashaan Salaam** had in 1994 (the fourth at the time with a 2,000-yard season), on his way to the Heisman.
- 3,156** The number of passing yards by **QB Koy Detmer** in 1996, CU's single-season record.
- 3,347** The number of career yards by CU's all-time receiving leader, **WR Nelson Spruce** (2012-15).
- 3,940** The number of career yards by CU's all-time rushing leader, **TB Eric Bienenmy** (1987-90).
- 5,345** The elevation in feet of CU's Folsom Field (field level), the third highest stadium elevation in the FBS (behind Wyoming and Air Force).
- 9,568** The number of career passing yards by CU's all-time passing leader, **QB Sefo Liufau** (2013-16).
- 10,509** The number of career yards by CU's all-time total offense leader, **QB Sefo Liufau** (2013-16).

## MONTHLY TAB

Colorado is **72-60-1** in its last **133** November games (**66-44** against all-comers aside from Nebraska, going 6-16-1 against NU in turkey month, and **65-24** against unranked teams since 1985. The Buffs are **59-63-2** in their last **124** October games dating back to 1989 and is **71-41** in its last **112** September games, a pretty decent record considering the quality of non-conference schedule CU almost annually plays. The Buffs are **5-9** in December games since 1993, including bowls, and are **4-3-1** in August games in its history.

**PAC-12 BOWL AGREEMENTS FOR 2019**

Here are the Pac-12 bowl agreements that were signed in 2014 and run through the 2020 season; the conference's lineup for the 2019 bowl season:

- # 1 Rose Bowl presented by Northwestern Mutual (Pasadena; Jan. 1, vs. Big Ten; if in CFP semifinal; otherwise, see below).  
 # 2 Valero Alamo (San Antonio; Dec. 31 vs. Big 12)  
 # 3 San Diego County Credit Union Holiday (Dec. 27 vs. Big Ten)

- # 4 San Francisco (Santa Clara; Dec. 30 vs. Big Ten)  
 # 5 Hyundai Sun (El Paso; Dec. 31 vs. ACC/Notre Dame)  
 # 6 Mitsubishi Motors Las Vegas (Dec. 21 vs. MW or BYU)  
 # 7 Cheez-It (Phoenix; Dec. 27 vs. Big 12)

**Note:** If the Pac-12 champion is in the top four of the College Football Playoff poll following the 2019 season it would play in either the Fiesta or Peach bowls as a participant in the CFP semifinals. If the champion is not among those four, it will play in the Rose.

**RANKED "UNDEFEATEDS" FALL AT FOLSOM**

Eleven ranked, undefeated teams have lost their "0" in the loss column at Folsom Field since 1989. The last was Kansas in 2009, as the Jayhawks (5-0) hit town ranked No. 17 and lost 34-30. In 2007, Oklahoma (4-0) rolled in ranked No. 3 and left with a 27-24 setback; in 2002, Kansas State came to Boulder ranked No. 13 at 4-0 and lost, 35-31. Two bit the dust in 2001: Nebraska (11-0, No. 1 in the BCS and No. 2 in the polls) fell 62-36 game to the Buffs, as did Texas A & M (5-0, No. 20), 31-21. In 1998, No. 22 Texas Tech (6-0) lost 19-17; in 1995, No. 3 Texas A&M (2-0) lost, 29-21; in 1994, No. 10 Wisconsin (2-0) was crushed, 55-17; and in 1990, No. 12 Washington (3-0) left a 20-14 loser. In 1989, No. 10 Illinois (2-0) lost 38-7 and No. 3 Nebraska (8-0) fell, 27-21. *(Not included is a 43-10 win over No. 23-FCS Charleston Southern in 2013, which came to Boulder with a 7-0 mark.)*

**STREAKING**

Colorado has active multiple win streaks going against 11 Division I-A schools. The list: 5—Colorado State; 4—San Jose State; 3—Minnesota, Utah State, Wyoming; 2—Arizona State, Iowa, Louisiana-Monroe, Massachusetts, Nebraska, Notre Dame and Stanford. CU's longest current losing streaks are to Southern California (14), Missouri and Texas (5), and LSU, Michigan, Ohio State and Oklahoma State (3).

**THE PRIMO TWENTY-FOUR**

Colorado is one of just 24 schools in I-A/FBS history to be able to make the claim of winning (or sharing) a national championship and also having a Heisman Trophy winner. The criteria for national championship consideration included those crowned by the *Associated Press*, the coaches, the BCS and the CFP; 30 total schools at one point in the past have been able to claim the throne. This prestigious short list (Alabama is the latest to join, doing so in 2009):

School	National Championships	Heisman Trophies	School	National Championships	Heisman Trophies
Alabama	1961-64-65-73-78-79-92-09-11-12-15	2009-15	Nebraska	1970-71-94-95-97	1972-83-2001
Army	1944-45	1945-46-58	Notre Dame	1943-46-47-49-66-73-77-88	1943-47-49-53-56-64-87
Auburn	1957-2010	1971-85-2010	Ohio State	1942-54-57-68-2002	1944-50-55-74-75-95-2006
Brigham Young	1984	1990	Oklahoma	1950-55-56-74-75-85-2000	1952-69-78-2003-08-17-18
<b>Colorado</b>	<b>1990</b>	<b>1994</b>	Penn State	1982-86	1973
Florida	1996-2006-08	1966-96-2007	Pittsburgh	1937-76	1976
Florida State	1993-99-2013	1993-2000-13	Syracuse	1959	1961
Georgia	1980	1942-82	Texas	1963-69-70-2005	1977-98
Louisiana State	1958-2003	1959	Texas A & M	1939	1957-2012
Miami, Fla.	1983-87-89-91-2001	1986-92	TCU	1938	1938
Michigan	1948-97	1940-91-97	UCLA	1954	1967
Minnesota	1936-40-60	1941	USC	1962-67-72-74-78-2003-04	1965-68-79-81-2002-04-05

Schools with national championships and no Heisman winner are Michigan State (2), Tennessee (2) and Clemson, Georgia Tech, Maryland and Washington (all 1).

**THE BUFFS & COLLEGE FOOTBALL HARDWARE**

Colorado is in an elite group when it comes to claiming college football's prestigious trophies dating back to the 1990 season. A proliferation of awards has emerged since the late 1980s, and the Buffs are near the top of the list when it comes to collecting these statues. CU has had seven different players win nine trophies over the last 29 seasons (1990-2018), the 18th most nationally when it comes to trophies (and tied for 17th as well in the number of *different* players who have been honored). The below postseason "hardware" count includes the Heisman Trophy and the Lombardi, Maxwell, Walter Camp, Butkus, Thorpe, O'Brien, Unitas, Groza, Biletnikoff, Doak Walker, Nagurski, Bednarik, Mackey, Tatupu (defunct), Ray Guy, Rimington, Lott, Hendricks, Hornung and Bullworth (on-field player awards only—for example, if the Draddy/Campbell was included, CU would have one more on each list; so players only, no coaches, no "fad" awards around for a year or two, and no Disney Spirit, Orange Bowl Courage, etc. awards). The list of schools that have had winners between 1990 and 2018 (players only; LSU and Michigan players shared the 2004 Rimington Award and thus were both compensated for in the trophy count):

School	Players Trophies	School	Players Trophies	School	Players Trophies	School	Players Trophies
Alabama	22 31	Georgia	7 10	Utah	5 5	Washington State	3 3
Oklahoma	16 27	Stanford	7 10	TCU	4 5	Illinois	3 3
Ohio State	14 23	UCLA	8 9	Washington	4 5	Memphis	3 3
Texas	12 23	<b>COLORADO</b>	<b>7 9</b>	Arizona State	3 5	Michigan State	3 3
Florida State	12 22	Arizona	6 9	Baylor	3 5	Oregon State	3 3
Michigan	10 18	Clemson	7 8	Tennessee	3 5	Louisiana Tech	2 3
Penn State	10 18	Texas A&M	7 8	Brigham Young	2 5	Maryland	2 3
Miami, Fla.	9 17	Louisville	5 8	Georgia Tech	4 4	Virginia Tech	2 3
Florida	8 15	Auburn	4 7	Kansas State	4 4	California	2 2
Notre Dame	8 15	Oregon	3 7	Purdue	4 4	Missouri	2 2
Wisconsin	11 14	Pittsburgh	3 7	Minnesota	3 4	Tulane	2 2
Nebraska	9 14	Oklahoma State	6 6	Mississippi	3 4	Virginia	2 2
USC	8 13	Arkansas	4 6	N.C. State	3 4	Wake Forest	2 2
Louisiana State	8 12	Boston College	3 6	Kentucky	2 4	West Virginia	2 2
Iowa	10 10	Texas Tech	5 5	Northwestern	1 4	North Carolina	1 2



## 2019 OPPONENT SCHEDULES &amp; RESULTS

## COLORADO STATE (4-7)

31	Colorado (Denver)	52
38	WESTERN ILLINOIS	13
34	at Arkansas	55
35	TOLEDO	41
24	at Utah State	34
10	SAN DIEGO STATE	24
35	at New Mexico	21
41	at Fresno State	31
37	NEVADA-LAS VEGAS	17
38	AIR FORCE	21
7	at Wyoming	17
N 29	BOISE STATE	

## ARIZONA STATE (6-5)

30	KENT STATE	7
19	SACRAMENTO STATE	7
10	at Michigan State	7
31	COLORADO	34
24	at California	17
38	WASHINGTON STATE	34
3	at Utah	21
32	at UCLA	42
26	SOUTHERN CALIFORNIA	31
34	at Oregon State	35
31	OREGON	28
N 30	ARIZONA	

## WASHINGTON ST. (6-5)

58	NEW MEXICO STATE	7
59	NORTHERN COLORADO	17
31	at Houston	24
63	UCLA	67
13	at Utah	38
34	at Arizona State	38
41	COLORADO	10
35	at Oregon	37
20	at California	33
49	STANFORD	22
54	OREGON STATE	53
N 29	at Washington	

## STANFORD (4-7)

17	NORTHWESTERN	7
20	at Southern California	45
27	at UCF	45
6	OREGON	21
31	at Oregon State	28
23	WASHINGTON	13
16	UCLA	34
41	ARIZONA	31
13	at Colorado	16
22	at Washington State	49
20	CALIFORNIA	24
N 30	NOTRE DAME	

## NEBRASKA (5-6)

35	SOUTH ALABAMA	21
31	at Colorado (OT)	34
8	NORTHERN ILLINOIS	44
42	at Illinois	38
7	OHIO STATE	48
13	at Northwestern	10
7	at Minnesota	34
31	INDIANA	38
27	at Purdue	31
21	WISCONSIN	37
54	at Maryland	7
N 29	IOWA	

## ARIZONA (4-7)

38	at Hawai'i	45
65	NORTHERN ARIZONA	41
28	TEXAS TECH	14
20	UCLA	17
35	at Colorado	30
27	WASHINGTON	51
14	at Southern California	41
31	at Stanford	41
38	OREGON STATE	56
6	at Oregon	34
7	UTAH	35
N 30	at Arizona State	

## SOUTHERN CAL (8-4)

31	FRESNO STATE	23
45	STANFORD	20
27	at Brigham Young (OT)	30
30	UTAH	23
14	at Washington	28
27	at Notre Dame	30
41	ARIZONA	14
35	at Colorado	31
24	OREGON	56
31	at Arizona State	26
41	at California	17
52	UCLA	35

## WASHINGTON (6-5)

47	EASTERN WASHINGTON	14
19	CALIFORNIA	20
55	HAWAII	20
45	at Brigham Young	19
28	SOUTHERN CALIFORNIA	14
13	at Stanford	23
51	at Arizona	27
31	OREGON	35
28	UTAH	33
19	at Oregon State	7
14	at Colorado	20
N 29	WASHINGTON STATE	

## AIR FORCE (9-2)

48	COLGATE	7
30	at Colorado (OT)	23
19	at Boise State	30
41	SAN JOSE STATE	24
25	at Navy	34
43	FRESNO STATE	24
56	at Hawai'i	26
31	UTAH STATE	7
17	ARMY	13
38	at Colorado State	21
44	at New Mexico	22
N 30	WYOMING	

## OREGON (9-2)

21	Auburn (Arlington)	27
77	NEVADA	6
35	MONTANA	3
21	at Stanford	6
17	CALIFORNIA	7
45	COLORADO	3
35	at Washington	31
37	WASHINGTON STATE	35
56	at Southern California	24
34	ARIZONA	6
28	at Arizona State	31
N 30	OREGON STATE	

## UCLA (4-7)

14	at Cincinnati	24
14	SAN DIEGO STATE	23
14	OKLAHOMA	48
67	at Washington State	63
17	at Arizona	20
31	OREGON STATE	48
34	at Stanford	16
42	ARIZONA STATE	32
31	COLORADO	14
3	at Utah	49
35	at Southern California	52
N 30	CALIFORNIA	

## UTAH (10-1)

30	at Brigham Young	12
35	NORTHERN ILLINOIS	17
31	IDAHO STATE	0
23	at Southern California	30
38	WASHINGTON STATE	13
52	at Oregon State	7
21	ARIZONA STATE	3
35	CALIFORNIA	0
33	at Washington	28
49	UCLA	3
35	at Arizona	7
N 30	COLORADO	

KEY: ◆—Pac-12 Conference game; □—Mountain West game; ◇—Big Ten Conference game.

## OPPONENTS &amp; 2019 SCHEDULE TIDBITS

The 12 opponents on the 2019 Colorado schedule combined for an **80-72** record in 2018 (52.6 winning percentage); six teams earned bowl invitations and four won 9 or more games.

- The Buffaloes opened on a weeknight for the sixth straight season (2015 in Honolulu, and 2014, 2016, 2017, 2018 and 2019 in Denver); the Buffs opened the 2013 season on a Sunday, so Colorado has not opened a season on a Saturday since 2012. Mel Tucker became only the second of 26 head coaches at Colorado to open his career on a non-Saturday.
- **Friday Night Lights.** The Buffaloes played on three Friday nights this fall (1-2 record), once at home (against USC on Oct. 25), once on the road (at Oregon on Oct. 11) and once at a neutral site (the season opener on Aug. 30 against Colorado State in Denver). It was just the second time in 130 seasons that the Buffaloes played three regular season games on a Friday, and for the second year in a row at that; it's just the third time the Buffs had as many as three non-Saturday games in the same regular season as well: in 2009, the Buffs played five: two on a Thursday, two on a Friday and one on a Sunday.
- The two other Division I/FBS schools in the state, Air Force and Colorado, appeared on the CU schedule for just the second time, and for the first time since 1958 (or 61 years ago). Back then and unbeknownst to all at the time, it was the last time that CU and CSU would play until the rivalry was revived in 1983; that season also marked the first-ever meeting between the Buffaloes and Air Force, as the Falcons' program was born just three years earlier in 1955 (when they played just a freshmen schedule); but by '58, AFA would go 9-0-2 and tie TCU (0-0) in the Cotton Bowl. CSU defeated CU, 15-14 and Air Force got the best of the Buffs, 20-14; with both games in Boulder, they wound up being the last two under coach Dal Ward, who was let go when the team finished 6-4, losing four of its last five after opening 5-0 and rising to No. 9 in the nation.
- Air Force, Stanford and Washington all have byes the week before playing Colorado this fall; the Buffs do have the same week off prior to hosting Washington on Nov. 23, and was off on Sept. 28 when Arizona hosted UCLA before traveling to Boulder on Oct. 5.
- Colorado will travel **7,014** miles round-trip for its non-Boulder games in 2019: CSU (Denver, 60), Arizona State (Tempe, 1,178), Oregon (Eugene, 1,916), Washington State (Pullman, 1,512), UCLA (Pasadena, 1,636) and Utah (Salt Lake City, 712). CU traveled **8,028** miles in 2018, **7,086** in 2017 and **11,704** in 2016 (two extra games).
- With three Friday night affairs, Colorado will have had at least one regular season game on a non-Saturday for the 24th straight season; the Buffs had played the Friday after Thanksgiving from 1996 through 2012, a span of 17 seasons (Nebraska 1995-2010, Utah 2011-12). But starting in 2013, the game with the Utes has been passed on by the Pac-12's television partners for Friday airing.
- **Pac-12 Conference** regular season matters: The Buffaloes will not play California or Oregon State in 2019 (replaced by Oregon and Stanford, both of whom CU last played in 2016). CU hosts Stanford and will travel to Oregon, with the reverse in the 2020 season. Cal and OSU will return to the CU schedule in 2021, at which time the Buffs will have a two-year hiatus from playing Stanford and Washington State.





## 2019 PAC-12 COMPOSITE SCHEDULE &amp; RESULTS

## Week Zero (Aug. 24)

HAWAII 45, Arizona 38

## Week One (Aug. 29-31)

(Aug. 29) CINCINNATI 24, UCLA 14

(Aug. 29) ARIZONA STATE 30, Kent State 7

(Aug. 29) Utah 30, BRIGHAM YOUNG 12

(Aug. 30) Colorado 52, Colorado State 31 (at Denver)

(Aug. 30) Oklahoma St. at OREGON STATE 36

Auburn 27, Oregon 21 (at Arlington)

CALIFORNIA 27, UC Davis 13

SOUTHERN CALIFORNIA 31, Fresno State 23

STANFORD 17, Northwestern 7

WASHINGTON 47, Eastern Washington 14

WASHINGTON STATE 58, New Mexico State 7

## Week Two (Sept. 6-7)

(Sept. 6) ARIZONA STATE 19, Sacramento State 7

COLORADO 34, Nebraska 31 (OT)

\*California 20, WASHINGTON 19

\*SOUTHERN CALIFORNIA 45, Stanford 20

ARIZONA 65, Northern Arizona 41

HAWAII 31, Oregon State 28

OREGON 77, Nevada 6

San Diego State 23, UCLA 14

UTAH 35, Northern Illinois 17

WASHINGTON STATE 59, Northern Colorado 17

## Week Three (Sept. 13-14)

(Sept. 13) Washington State 31, HOUSTON 24

Air Force 30, COLORADO 23 (OT)

ARIZONA 28, Texas Tech 14

Arizona State 10, MICHIGAN STATE 7

BRIGHAM YOUNG 30, Southern California 27 (OT)

CALIFORNIA 23, North Texas 17

CENTRAL FLORIDA 45, Stanford 27

OREGON STATE 45, Cal Poly 7

Oklahoma 48, UCLA 14

OREGON 35, Montana 3

UTAH 31, Idaho State 0

WASHINGTON 52, Hawaii 20

## Week Four (Sept. 20-21)

(Sept. 20) \*SOUTHERN CALIFORNIA 30, Utah 23

\*Colorado 34, ARIZONA STATE 31

\*Oregon 21, STANFORD 6

\*UCLA 67, WASHINGTON STATE 63

California 28, MISSISSIPPI 20

Washington 45, BRIGHAM YOUNG 19

## Week Five (Sept. 27-28)

(Sept. 27) \*Arizona State 24, CALIFORNIA 17

\*ARIZONA 20, UCLA 17

\*Stanford 31, OREGON STATE 28

\*UTAH 38, Washington State 13

\*WASHINGTON 28, Southern California 14

## Week Six (Oct. 5)

\*Arizona 35, COLORADO 30

\*OREGON 17, California 7

\*Oregon State 48, UCLA 31

\*STANFORD 23, Washington 13

## Week Seven (Oct. 11-12)

(Oct. 11) \*OREGON 45, Colorado 3

\*ARIZONA STATE 38, Washington State 34

\*Utah 52, OREGON STATE 7

\*Washington 51, ARIZONA 27

NOTRE DAME 30, Southern California 27

## Week Eight (Oct. 17-19)

(Oct. 17) \*\*UCLA 34, STANFORD 16

\*Oregon 35, WASHINGTON 31

\*Oregon State 21, CALIFORNIA 17

\*SOUTHERN CALIFORNIA 41, Arizona 14

\*UTAH 21, Arizona State 3

\*WASHINGTON STATE 41, Colorado 10

## Week Nine (Oct. 25-26)

(Oct. 25) \*Southern California 35, COLORADO 31

\*OREGON 37, Washington State 35

\*STANFORD 41, Arizona 31

\*UCLA 42, Arizona State 32

\*UTAH 35, California 0

## Week Ten (Nov. 2)

\*UCLA 31, Colorado 14

\*Utah 33, WASHINGTON 28

\*Oregon State 56, ARIZONA 38

\*Oregon 56, SOUTHERN CALIFORNIA 24

## Week Eleven (Nov. 8-9)

(Nov. 8) \*Washington 19, OREGON STATE 7

\*COLORADO 16, Stanford 13

\*Southern California 31, ARIZONA STATE 26

\*CALIFORNIA 33, Washington State 20

## Week Twelve (Nov. 16)

\*OREGON 34, Arizona 6

\*OREGON STATE 35, Arizona State 34

\*Southern California 41, CALIFORNIA 17

\*UTAH 49, UCLA 3

\*WASHINGTON STATE 49, Stanford 22

## Week Thirteen (Nov. 23)

\*COLORADO 20, Washington 14

\*ARIZONA STATE 31, Oregon 28

\*California 24, STANFORD 20

\*SOUTHERN CALIFORNIA 52, UCLA 35

\*Utah 35, ARIZONA 7

\*WASHINGTON STATE 54, Oregon State 53.

## Week Fourteen (Nov. 29-30)

(Nov. 29) \*Wash. St. at Washington (FOX) 2 p.m.

\*Colorado at Utah (ABC), 5:30 p.m.

\*Oregon State at Oregon (PAC12), 2:00 p.m.

\*Arizona at Arizona State (ESPN), 8:00 p.m.

\*California at UCLA (FS-1), 8:30 p.m.

Notre Dame at Stanford (FOX), 2:00 p.m.

## Week Fifteen (Dec. 6)

Pac-12 Championship at Santa Clara (ABC), 6:00 p.m.

All times listed are MDT/MST. Home team in CAPS. \*—denotes Pacific-12 Conference game. Television selections Sept. 21 and beyond are made on 12 days' notice by the Pac-12 television partners (ESPN/ABC, FOX/FOX Sports 1 or 2, Pac-12 Networks); ESPN/ABC also has an option of utilizing a 6-day selection process three times annually. With the advent of the Pac-12 Networks (National; Arizona, Mountain, Oregon, Northern California, Southern California, Washington), all conference games and non-league home games will again be televised in 2018 (79 in all). ABC's standard afternoon regional telecast window is at 1:30 p.m. MT in addition to a number of prime-time windows (6 p.m. MT; those games will be selected from the Pac-12, American Athletic, ACC, Big 10 or Big 12). ESPN/ESPN 2 utilizes several windows, including 7 p.m. MT on Thursdays (those games are selected by June 1).

## 2019 PAC-12 CONFERENCE STANDINGS

## South Division (+3)

School (AP/Coaches/FWAA16/CFP)

	conference-----					overall-----					
	W	L	Pct.	Pts	Opp	W	L	Pct.	Pts	Opp	Next Up
Utah (#6/#6/#6/#7).....	7	1	.875	286	91	10	1	.909	382	120	N 30 COLORADO
Southern California (#25/#25/--/#23).....	7	2	.778	313	250	8	4	.667	398	333	regular season complete
UCLA.....	4	4	.500	260	294	4	7	.364	302	389	N 30 CALIFORNIA
COLORADO.....	3	5	.375	158	245	5	6	.455	267	337	N 30 at Utah
Arizona State.....	3	5	.375	219	242	6	5	.545	278	263	N 40 ARIZONA
Arizona.....	2	6	.250	178	305	4	7	.364	309	405	N 30 at Arizona State

## North Division (-3)

School (AP/Coaches/FWAA16/CFP)

	conference-----					overall-----					
	W	L	Pct.	Pts	Opp	W	L	Pct.	Pts	Opp	Next Up
x-Oregon (#13/#13/#13/#6).....	7	1	.875	273	143	9	2	.818	406	179	N 30 OREGON
Oregon State.....	4	4	.500	255	276	5	6	.455	364	366	N 30 at Oregon
Washington.....	3	5	.375	203	180	6	5	.556	347	232	N 29 WASHINGTON STATE
California.....	3	5	.375	135	197	6	5	.556	213	247	N 30 at UCLA
Washington State.....	3	5	.375	309	298	6	5	.545	457	346	N 29 at Washington
Stanford.....	3	6	.333	192	261	4	7	.364	236	313	N 30 NOTRE DAME

x—clinched division title and berth in the Pac-12 title game.

**Air Force. Arizona State. Arizona.** This is the first time since 1936 that CU played three straight games against schools that start with the same letter (in '36, CU won three straight over Colorado Mines, Colorado A&M (State) and Colorado College. It will be the 11th time overall, playing three straight C schools nine times previously and three D schools once (CU has played two schools starting with the same letter 11 times: C, D, H, I, K, M, N, O, T, U, W).



**A LOOK AT THE PAC-12 DIVISIONS**

After the Pac-12 announced it was expanding to 12 teams in 2010 with the late spring additions of Colorado (June 10) and Utah (June 17), later that year the divisions in football only were announced: CU and Utah joined Arizona, Arizona State, Southern California and UCLA in the Pac-12 South; the Oregon and Washington schools along with Cal and Stanford would comprise the Pac-12 North. Here's a look at the divisions and the all-time records of each program as listed by the NCAA through games of November 23 (2019 records in parenthesis):

PAC-12 SOUTH	Seasons	Games	W	L	T	Pct.	PAC-12 NORTH	Seasons	Games	W	L	T	Pct.
Arizona (4-7) .....	116	1,122	617	472	33	.566	California (6-5).....	124	1,269	674	544	51	.551
Arizona State (6-5) .....	107	1,043	620	399	24	.606	Oregon (9-2).....	124	1,211	666	499	46	.569
Colorado (5-6).....	<b>130</b>	<b>1,260</b>	<b>710</b>	<b>514</b>	<b>36</b>	<b>.578</b>	Oregon State (5-6).....	123	1,196	537	609	50	.470
Southern California (8-4).....	126	1,251	847	350	54	.698	Stanford (4-7).....	113	1,172	657	466	49	.582
UCLA (4-7).....	101	1,074	609	428	37	.585	Washington (6-5).....	130	1,245	741	454	50	.616
Utah (10-1).....	126	1,183	687	465	31	.593	Washington State (6-5).....	124	1,159	552	562	45	.495
<b>Totals .....</b>	<b>6,933</b>	<b>4090</b>	<b>2628</b>	<b>215</b>	<b>.606</b>		<b>Totals .....</b>	<b>7,252</b>	<b>3827</b>	<b>3134</b>	<b>291</b>	<b>.548</b>	

**ALL-TIME PAC-12 HEAD-TO-HEAD SERIES RECORDS\**

A look at the team versus team football histories in the Pac-12 (won-lost-tied; does not include vacated games):

School	UA	ASU	CAL	COLO	OREG	OSU	STAN	UCLA	USC	UTAH	WASH	WSU	Totals
Arizona	.....	40-41-1	19-14-2	8-14	17-27	24-16-1	14-17	16-25-2	8-35	19-24-2	11-22-1	27-17	204-251- 9
Arizona State	41-40-1	.....	17-18	8-3	18-20	29-13-1	17-14	14-21-1	13-23	22-9	20-16	27-15-2	226-193- 5
California	14-19-2	18-17	.....	6-4	38-39-1	37-34	42-51-6	33-55-1	31-71-5	6-6	42-55-4	47-28-5	314-379-24
Colorado	<b>14-8</b>	<b>3-8</b>	<b>4-6</b>	.....	<b>9-13</b>	<b>5-6</b>	<b>5-6</b>	<b>4-11</b>	<b>0-14</b>	<b>32-30-3</b>	<b>6-12-1</b>	<b>6-7</b>	<b>88-121- 4</b>
Oregon	27-17	20-18	39-38-1	13-9	.....	65-47-10	33-46-1	29-40	21-39-2	22-10	47-60-5	48-42-7	365-366-25
Oregon State	16-24-1	14-29-1	34-37	6-5	47-65-10	.....	25-58-3	17-43-4	11-63-4	11-10-1	34-67-4	47-54-3	262-455-31
Southern California	35-8	23-13	71-31-5	14-0	39-21-2	63-11-4	64-33-3	50-32-7	.....	12-6	52-30-4	60-10-4	483-195-29
Stanford	17-14	14-17	51-42-6	6-5	46-33-1	58-25-3	.....	42-46-3	33-64-3	4-5	42-43-4	40-29-1	353-323-21
UCLA	25-16-2	21-14-1	55-33-1	11-4	40-29	43-17-4	46-42-3	.....	32-50-7	11-7	40-32-2	41-20-1	365-264-21
Utah	24-19-2	9-22	6-6	30-32-3	10-22	10-11-1	5-4	7-11	6-12	.....	2-12	8-9	117-160- 6
Washington	22-11-1	16-20	55-41-4	12-6-1	60-47-5	67-34-4	43-42-4	32-40-2	30-52-4	12-2	.....	73-32-6	412-328-31
Washington State	17-27	15-27-2	29-47-5	7-6	42-48-7	54-47-3	29-40-1	20-41-1	10-60-4	9-8	32-73-6	.....	264-424-28

**PERCEPTION**

Here's a quick fact when it comes to CU and Utah joining the Pac-12: the two are travel partners, and most assumed it wouldn't be a cozy as the other five pairs. Well, first of all, it's not like they travel together, the same teams will roll into Boulder and Salt Lake City the same weekends, and the other schools will host CU and Utah in one order or the other. The campus of CU and Utah are 356 miles apart; did you know Washington and Washington State's campuses are 252 miles apart? And the Arizona schools are separated by 102 miles; the others are all under 40, with USC and UCLA the closest. Bottom line is that CU and Utah are not really that far out of whack (Texas A&M and Texas Tech are further apart than the Buffs and the Utes by some 29 miles).

**FOLSOM FIELD RANKED SEVENTH TOUGHEST PLACE TO PLAY**

Yahoo! Sports in 2012 came out with its top 25 toughest places to play list, and lo and behold, Folsom Field came in at No. 7. In ranking CU in that spot, Yahoo! wrote: "Folsom Field, home of the Colorado Buffaloes, is one of the most underrated venues in college sports. The fans here always cheer hard and loud, and they are quite respectful and friendly to visiting fans." The Top 10 were comprised of: 1. Ohio State (*Ohio Stadium*); 2. Florida (*Ben Hill Griffin Stadium, a.k.a. the Swamp*); 3. Louisiana State (*Tiger Stadium, a.k.a., Death Valley*); 4. Auburn (*Jordan-Hare Stadium*); 5. Michigan State (*Spartan Stadium*); 6. Miami, Fla. (*Sun Life Stadium*); 7. Colorado (*Folsom Field*); 8. West Virginia (*Mountaineer Field at Milan Puskar Stadium*); 9. Iowa (*Kinnick Stadium*); 10. Texas A&M (*Kyle Field*). The next Pac-12 school on the list was Oregon (*Autzen Stadium*) at No. 21, with Washington at No. 23 (*Husky Stadium*).

**FOLSOM FIELD #1**

*LawnStarter.com* recently ranked its top 16 College Football Stadiums with the Best Natural Scenery, and lo and behold, coming in at the top was CU's own **Folsom Field**. The top 10: 1. **Folsom Field (Colorado)**; 2. Lavell Edwards Stadium (BYU); 3. Utah Stadium (Utah); 4. Romney Stadium (Utah State); 5. Rose Bowl (UCLA); 6. Sun Bowl (UTEP); 7. Ryan Field (Northwestern); 8. Scott Stadium (Virginia); 9. Michie Stadium (Army); 10. **Kidd Brewer Stadium (Appalachian State)**; 11. Dowdy-Ficklen Stadium (East Carolina); 12. Dix Stadium (Kent State); 13. Memorial Stadium (California); 14. Kenan Stadium (North Carolina); 15. Memorial Stadium (Kansas); 16. Spartan Stadium (San Jose State).

The same publication ranked CU's natural grass field the third best national behind Iowa State (Jack Trice Field) and Northwestern (Ryan Field).

**300+AT FOLSOM**

Colorado is **318-178-10** in its 96th season playing its home games at Folsom Field (**506** in all). The first game at Folsom was Oct. 11, 1924 (*then known as Colorado Stadium, built at a cost of \$75,000*); previous, CU was **73-17-6** at Gamble Field and **19-5** on other grass areas of campus; the Buffs are **410-200-16** all-time at home. The 2016 season marked CU's first winning one at home in six years, as the Buffaloes went **6-0**; Colorado's last winning record at home had been in 2010 (with a 4-2 mark); it was CU's first undefeated season at home since 1994, when the Buffs went 6-0 in the late Rashaan Salaam's Heisman Trophy winning year. Over the 2011-12 seasons, CU was just 1-10 in Boulder before going 3-3 in Folsom in Mike MacIntyre's first season; the Buffs pulled even at home under "Mac" with the 6-0 mark in 2016 and finished **18-17** at Folsom in his tenure. CU is **3-3** at home under Mel Tucker.



## ACTIVE COLORADO CAREER STATISTICAL CHARTS

## RUSHING

Rk	Player (Seasons)	Att.	Yards	Avg.	TD
1	Eric Bieniemy (1987-90) .....	699	3,940	5.63	41
2	Phillip Lindsay (2014-17) .....	750	3,707	4.94	36
3	Rodney Stewart (2008-11) .....	809	3,598	4.45	25
4	Rashaan Salaam (1992-94) .....	486	3,057	6.29	33
5	Bobby Purify (2000-04) .....	595	3,016	5.07	20
10	Herchell Troutman (1994-97) .....	568	2,487	4.38	21
15	Kayo Lam (1933-35) .....	313	2,140	6.84	18
20	Carroll Hardy (1951-54) .....	291	1,999	6.87	23
25	William Harris (1965-67) .....	330	1,585	4.80	4
30	Mark Hatcher (1984-87) .....	375	1,470	3.92	16
35	Erich Kissick (1986-89) .....	256	1,297	5.07	8
40	Michael Adkins II (2013-17) .....	247	1,200	4.86	13
55	Steven Montez (2016-19) .....	325	981	3.02	11
61	Alex Fontenot (2018-19) .....	183	868	4.74	6
104	Jaren Mangham (2019) .....	107	441	4.12	3

## PASSING

Rk	Player (Seasons)	Att-Com-Int	Pct.	Yards	TD	Rating
1	Sefo Liufau (2013-16) .....	1383-870-36	62.9	9,568	60	130.13
2	Steven Montez (2016-19) .....	1286-803-32	62.4	9,492	61	135.12
3	Cody Hawkins (2007-10) .....	1214-667-41	54.9	7,409	60	115.76
4	Joel Klatt (2002-05) .....	1095-666-33	60.8	7,375	44	124.63
5	Kordell Stewart (1991-94) .....	785-456-19	58.1	6,481	33	136.47
6	Tyler Hansen (2008-11) .....	872-505-28	57.9	5,705	35	119.69
7	Koy Detmer (1992-96) .....	594-350-25	58.9	5,390	40	148.95
8	Mike Moschetti (1998-99) .....	607-366-19	60.3	4,797	33	138.36
9	John Hessler (1994-97) .....	627-347-26	55.3	4,788	34	129.09
10	Steve Vogel (1981-84) .....	688-309-33	44.9	3,912	27	96.03
11	Darian Hagan (1988-91) .....	424-213-19	50.2	3,801	27	137.59
12	Craig Ochs (2000-02) .....	453-265-15	58.5	3,325	16	125.19
13	Gale Weidner (1959-61) .....	480-218-32	45.4	3,033	18	97.76

## TOTAL OFFENSE

Rk	Player (Seasons)	Rush	Pass	Total	TDR
1	Sefo Liufau (2013-16) .....	941	9,568	10,509	73
2	Steven Montez (2016-19) .....	981	9,492	10,473	72
3	Kordell Stewart (1991-94) .....	1,289	6,481	7,770	48
4	Cody Hawkins (2007-10) .....	1,519	7,409	7,250	67
5	Joel Klatt (2002-05) .....	1,130	7,375	7,245	47
6	Tyler Hansen (2008-11) .....	478	5,705	6,183	43
7	Darian Hagan (1988-91) .....	2,007	3,801	5,808	54
8	Koy Detmer (1992-96) .....	31	5,390	5,359	43
9	John Hessler (1994-97) .....	276	4,788	5,064	44
10	Mike Moschetti (1998-99) .....	70	4,797	4,867	40
11	Bobby Anderson (1967-69) .....	2,367	2,198	4,565	43
12	Eric Bieniemy (1987-90) .....	3,940	63	4,003	42

## RECEIVING (Receptions)

Rk	Player (Seasons)	No.	Yards	Avg.	TD
1	Nelson Spruce (2012-15) .....	294	3,347	11.4	23
2	Scotty McKnight (2007-10) .....	215	2,521	11.7	22
3	Shay Fields (2014-17) .....	190	2,552	13.4	21
4	Michael Westbrook (1991-94) .....	167	2,548	15.3	19
5	Paul Richardson (2010-13) .....	156	2,412	15.5	21
6	Phil Savoy (1994-97) .....	152	2,176	14.3	14
7	Bryce Bobo (2014-17) .....	150	1,638	10.9	10
8	Laviska Shenault (2017-19) .....	145	1,900	13.1	10
9	Devin Ross (2013-17) .....	140	1,621	11.6	9
10	Javon Green (1997-2000) .....	136	2,031	14.9	17
11	Rae Carruth (1992-96) .....	135	2,540	18.8	20
12	Derek McCoy (2000-03) .....	134	2,038	15.2	20
13	Charles E. Johnson (1990-93) .....	127	2,447	19.3	15
14	Monte Huber (1967-69) .....	111	1,436	12.9	5
15	Phillip Lindsay (2014-17) .....	110	976	8.8	3
16	*Daniel Graham (1998-2001) .....	106	1,543	14.6	11
17	Patrick Williams (2005-08) .....	104	1,070	10.3	3
18	Dusty Sprague (2004-07) .....	103	1,261	12.2	4
19	Darrin Chiaverini (1995-98) .....	97	1,199	12.4	6
20	D.J. Hackett (2002-03) .....	93	1,194	12.8	9
24	Tony Jones (2011-14) .....	90	558	6.2	3
25	K.D. Nixon (2017-19) .....	88	1,116	12.7	7
25	Tyler McCulloch (2011-14) .....	88	1,089	12.4	6
27	Tony Brown (2018-19) .....	87	1,031	11.9	6

## RECEIVING (Yards)

Rk	Player (Seasons)	No.	Yards	Avg.	TD
1	Nelson Spruce (2012-15) .....	294	3,347	11.4	23
2	Shay Fields (2014-17) .....	190	2,552	13.4	21
3	Michael Westbrook (1991-94) .....	167	2,548	15.3	19
4	Rae Carruth (1992-96) .....	135	2,540	18.8	20
5	Scotty McKnight (2007-10) .....	215	2,521	11.7	22
6	Charles E. Johnson (1990-93) .....	127	2,447	19.3	15
7	Paul Richardson (2010-13) .....	156	2,412	15.5	21
8	Phil Savoy (1994-97) .....	152	2,176	14.3	14
9	Derek McCoy (2000-03) .....	134	2,038	15.2	20
10	Javon Green (1997-2000) .....	136	2,031	14.9	17
11	Laviska Shenault (2017-19) .....	145	1,900	13.1	10
12	Bryce Bobo (2014-17) .....	150	1,638	10.9	10
13	Devin Ross (2013-17) .....	140	1,621	11.7	9
13	*Daniel Graham (1998-2001) .....	106	1,543	14.6	11
15	Monte Huber (1967-69) .....	111	1,436	12.9	5
16	Dusty Sprague (2004-07) .....	103	1,261	12.2	4
17	Mike Pritchard (1987-90) .....	47	1,241	26.4	10
18	Marcus Stiggers (1996-99) .....	80	1,223	15.1	10
19	Ron Brown (1981-85) .....	57	1,217	21.4	8
20	Darrin Chiaverini (1995-98) .....	97	1,199	12.4	6
21	D.J. Hackett (2002-03) .....	93	1,194	12.8	9
22	Toney Clemons (2010-11) .....	86	1,162	13.5	11
23	*Jon Embree (1983-86) .....	80	1,166	14.6	5
24	K.D. Nixon (2017-19) .....	88	1,116	12.7	7
25	Loy Alexander (1983-85) .....	78	1,107	14.2	8
30	*Dave Hestera (1981-83) .....	91	1,057	11.6	2
31	Jay MacIntyre (2015-18) .....	86	1,035	12.0	6
32	Tony Brown (2018-19) .....	87	1,031	11.9	6

## ALL-PURPOSE YARDS

Rk	Player (Seasons)	Rush	Rec	KOR	PR	Total
1	Phillip Lindsay (2014-17) .....	3,707	976	1,077	0	5,760
2	Rodney Stewart (2008-11) .....	3,598	969	239	22	4,828
3	Eric Bieniemy (1987-90) .....	3,940	380	31	0	4,351
4	Hugh Charles (2004-07) .....	2,659	552	411	0	3,622
5	Nelson Spruce (2012-15) .....	2	3,347	63	180	3,592
10	Charlie Davis (1971-73) .....	2,958	131	75	0	3,164
25	Scotty McKnight (2007-10) .....	4	2,521	21	36	2,582
30	Josh Smith (2007-08) .....	66	838	1,276	292	2,472
35	Christian Powell (2012-15) .....	2,040	229	28	0	2,297
37	Laviska Shenault (2017-19) .....	255	1,900	54	55	2,264

## YARDS FROM SCRIMMAGE

Rk	Player (Seasons)	Rush	Rec	Total
1	Phillip Lindsay (2014-18) .....	3,707	976	4,683
2	Rodney Stewart (2008-11) .....	3,598	969	4,567
3	Eric Bieniemy (1987-90) .....	3,940	380	4,320
4	Bobby Purify (2000-04) .....	3,016	508	3,524
5	Rashaan Salaam (1992-94) .....	3,057	412	3,469
10	Lee Rouson (1981-84) .....	2,296	699	2,995
15	Lamont Warren (1991-93) .....	2,242	432	2,674
20	Paul Richardson (2010-13) .....	38	2,412	2,450
25	Phil Savoy (1994-97) .....	13	2,176	2,189
28	Laviska Shenault (2017-19) .....	255	1,900	2,155

## SCORING

Rk	Player (Seasons)	TD	2Pt	EP-EPA	FG-FGA	PTS
1	Mason Crosby (2003-06) .....	0	0-0	109-117	66-88	307
2	Will Oliver (2011-14) .....	0	0-0	129-131	50-69	279
3	Eric Bieniemy (1987-90) .....	42	1-1	0-0	0-0	254
4	Phillip Lindsay (2014-17) .....	39	0-0	0-0	0-0	234
5	Jeremy Aldrich (1996-99) .....	0	0-0	87-95	48-64	231
6	Bobby Anderson (1967-69) .....	35	1-2	0-0	0-0	212
7	Chris Brown (2001-02) .....	34	0-0	0-0	0-0	204
8	Rashaan Salaam (1992-94) .....	33	0-0	0-0	0-0	198
9	James Stefanou (2017-19) .....	0	0-0	92-93	34-47	194
10	Tom Field (1979-83) .....	0	0-0	82-86	36-55	190
14	J.J. Flannigan (1987-89) .....	27	0-0	0-0	0-0	162
14	Darian Hagan (1988-91) .....	27	0-4	0-0	0-0	162
20	Carroll Hardy (1951-54) .....	23	0-0	14-19	0-0	152
45	Laviska Shenault (2017-19) .....	18	0-0	0-0	0-0	108



## ACTIVE COLORADO CAREER STATISTICAL CHARTS, CONTINUED

## KICK SCORING

Rk	Player (Seasons)	EP-EPA	FG-FGA	PTS
1	Mason Crosby (2003-06) .....	109-117	66-88	307
2	Will Oliver (2011-14) .....	129-131	50-69	279
3	Jeremy Aldrich (1996-99) .....	87-95	48-64	231
<b>5</b>	<b>James Stefanou (2017-19) .....</b>	<b>92-93</b>	<b>34-47</b>	<b>194</b>
4	Tom Field (1979-83) .....	82-86	36-55	190
6	Aric Goodman (2008-10) .....	93-96	25-47	168
7	Neil Voskeritchian (1994-95) .....	95-96	22-34	161
8	Ken Culbertson (1986-89) .....	85-87	23-41	154
9	Dave Haney (1968-70) .....	86-92	21-35	149
10	Jim Harper (1990-91) .....	71-74	22-35	137

## PUNTING

Rk	Player (Seasons)	No.	Yards	Avg.	Long	In 20
1	Mark Mariscal (1999-2002) .....	99	4,632	46.79	68	25
2	Barry Helton (1984-87) .....	153	6,873	44.92	68	44
3	Keith English (1985-88) .....	55	2,457	44.67	77	21
4	Zack Jordan (1950-52) .....	137	6,113	44.62	78	23
5	John Torp (2002-05) .....	205	9,145	44.61	72	65

**11 Alex Kinney (2015-19) .....** **255 10,671 41.85 70 94**

INSIDE THE 20: O'Neill 95, Kinney 94, Torp 65, DiLallo 61, Koleski 51.

## KICKOFF RETURNS

Rk	Player (Seasons)	No.	Yards	Avg.	TD
1	Ben Kelly (1997-99) .....	64	1,798	28.1	3
2	Terrence Wheatley (2003-07) .....	56	1,350	24.1	0
3	Josh Smith (2007-08) .....	50	1,276	25.5	1
4	M.J. Nelson (1986-89) .....	51	1,198	23.5	0
5	Walter Stanley (1980-81) .....	49	1,172	23.9	1
6	Phillip Lindsay (2014-17) .....	44	1,077	24.5	0
7	Bill Symons (1962-64) .....	43	1,051	24.4	1
8	Brian Lockridge (2007-11) .....	44	968	22.0	1
9	Roman Hollowell (1998-2001) .....	44	914	20.8	0
10	Ryan Severson (2013-16) .....	40	872	21.8	0
15	Cliff Branch (1970-71) .....	30	755	25.2	2

## INTERCEPTIONS

Rk	Player (Seasons)	No.	Yards	Avg.	TD
1	John Stearns (1970-72) .....	16	339	21.2	0
2	Chris Hudson (1991-94) .....	15	204	13.6	2
3	Dick Anderson (1965-67) .....	14	151	10.8	0
3	Terrence Wheatley (2003-07) .....	14	154	11.0	2
5	Tim James (1987-90) .....	13	120	9.2	0
5	Tedric Thompson (2013-16) .....	13	241	18.5	0

## TACKLES

Rk	Player (Position, Seasons)	UT	AT	—	TOT	TFL
1	Barry Remington (LB, 1982-86) .....	245	248	—	493	21- 60
2	Matt Russell (LB, 1993-96) .....	282	164	—	446	44-144
3	Greg Biekert (LB, 1989-92) .....	280	161	—	441	33- 73
4	Jordan Dizon (LB, 2004-07) .....	293	147	—	440	35-137
5	Ted Johnson (LB, 1991-94) .....	253	156	—	409	21- 61
6	Rick Gamboa (2015-18) .....	188	200	—	388	7- 20
7	Laval Short (DL, 1976-79) .....	141	231	—	372	37-239
8	Chad Brown (LB, 1989-92) .....	242	127	—	369	38-169
9	Michael Jones (LB, 1986-89) .....	218	131	—	349	13- 41
10	Thaddeus Washington (LB, 2003-06) .....	202	136	—	338	25- 80
11	Michael Lewis (DB, 1998-2001) .....	225	111	—	336	17- 73
12	Mickey Pruitt (DB, 1984-87) .....	201	131	—	332	18- 71
13	Jashon Sykes (LB, 1998-2001) .....	212	118	—	330	33- 97
14	J.J. Billingsley (DB, 2002-06) .....	211	96	—	307	25-115
15	Steve Rosga (DB, 1992-96) .....	181	123	—	304	1- 1
15	Don DeLuzio (LB, 1984-88) .....	175	129	—	304	16- 45
17	Kenneth Olugbode (LB, 2013-16) .....	193	106	—	299	10- 30
17	Kanavis McGhee (LB, 1987-90) .....	179	118	—	297	38-163
18	Brian Cabral (LB, 1974-77) .....	120	177	—	297	10- 38
20	Jeff Smart (LB, 2006-09) .....	188	103	—	291	12- 34
21	Ryan Black (DB, 1994-97) .....	145	130	—	275	11- 50
22	Hannibal Navies (LB, 1995-98) .....	182	92	—	274	20- 75
23	Chidobe Awuzie (DB, 2013-16) .....	226	47	—	273	26-104
24	Bill Roe (LB, 1977-79) .....	116	156	—	272	15- 78
25	Addison Gillam (LB, 2013-16) .....	186	84	—	270	26-115
<b>26</b>	<b>Nate Landman (LB, 2017-19) .....</b>	<b>176</b>	<b>91</b>	—	<b>267</b>	<b>24- 86</b>
26	Dick Anderson (DB, 1965-67) .....	123	143	—	266	.....
—	<b>Davion Taylor (2018-19) .....</b>	<b>113</b>	<b>23</b>	—	<b>136</b>	<b>19- 73</b>

## QUARTERBACK SACKS

Rk	Player (Seasons)	No.	Yards
1	Alfred Williams (1987-90) .....	35	242
2	Ron Woolfork (1990-93) .....	33	241
3	Greg Jones (1992-96) .....	25	158
4	Laval Short (1976-79) .....	24½	192
5	Abraham Wright (2004-06) .....	21	151
6	Jimmie Gilbert (2013-16) .....	20	156
14	Kanavis McGhee (1987-90) .....	15	97
14	Josh Hartigan (2008-11) .....	15	90
16	Derek McCartney (2014-17) .....	14½	69
17	Troy Archer (1974-75) .....	14	123
17	Chad Brown (1989-92) .....	14	114
17	Ruben Vaughan (1975-78) .....	14	97
20	Garry Howe (1989-90) .....	13½	90
<b>21</b>	<b>Mustafa Johnson (2018-19) .....</b>	<b>12½</b>	<b>63</b>

## TACKLES FOR LOSS

Rk	Player (Seasons)	No.	Yards
1	Alfred Williams (1987-90) .....	59	303
2	Ron Woolfork (1990-93) .....	53	303
3	Greg Jones (1992-96) .....	45	205
4	Matt Russell (1993-96) .....	44	144
5	Leonard Renfro (1989-92) .....	43	142
25	Addison Gillam (2013-16) .....	26	115
25	Chidobe Awuzie (2013-16) .....	26	104
25	Marques Harris (2000-03) .....	26	102
<b>32</b>	<b>Nate Landman (2017-19) .....</b>	<b>24</b>	<b>86</b>
<b>38</b>	<b>Mustafa Johnson (2018-19) .....</b>	<b>22</b>	<b>92</b>

## THIRD DOWN STOPS

Rk	Player (Seasons)	No.
1	Jordan Dizon (2004-07) .....	48
2	Chidobe Awuzie (2013-16) .....	47
3	Matt Russell (1993-96) .....	45
4	Jimmie Gilbert (2013-16) .....	44
5	Chad Brown (1989-92) .....	42
10	Rick Gamboa (2015-18) .....	33
<b>10</b>	<b>Nate Landman (2017-19) .....</b>	<b>33</b>
---	*Joel Steed (1988-91; most by a DL) .....	26

## PASS DEFLECTIONS

Rk	Player (Seasons)	No.
1	Marcus Washington (1995-98) .....	42
2	Damen Wheeler (1996-99) .....	39
3	Greg Henderson (2011-14) .....	36
3	Ken Crawley (2012-15) .....	36
5	Chidobe Awuzie (2013-16) .....	35
10	Mickey Pruitt (1984-87) .....	32
10	Isaiah Oliver (2015-17) .....	32

## SPECIAL TEAM TACKLES

Rk	Player (Seasons)	UT	AT	—	Total
1	Ryan Sutter (1994-97) .....	32	32	—	64
2	Darren Fisk (1995-97) .....	25	23	—	48
3	Ryan Black (1994-97) .....	21	19	—	40
4	Paul Rose (1987-90) .....	14	25	—	39
<b>5</b>	<b>Beau Bisharat (2016-19) .....</b>	<b>27</b>	<b>10</b>	—	<b>37</b>
6	Terrel Smith (2010-14) .....	24	10	—	34
6	Arthur Jaffee (2008-11) .....	21	13	—	34
8	Derrick Webb (2010-13) .....	19	14	—	33
9	Andy Peeke (1998-2001) .....	26	5	—	31
10	Hannibal Navies (1995-98) .....	15	13	—	28

## SPECIAL TEAM POINTS

Rk	Player (Seasons)	Points
1	Ryan Sutter (1994-97) .....	123
<b>2</b>	<b>Beau Bisharat (2016-19) .....</b>	<b>94</b>
3	Arthur Jaffee (2008-11) .....	88
4	Darren Fisk (1995-97) .....	86
5	Ryan Severson (2013-16) .....	84
6	Derrick Webb (2010-13) .....	81
7	Travis Sandersfeld (2008-11) .....	72
8	Ryan Black (1994-97) .....	68
9	Jalil Brown (2007-10) .....	65
9	Terrel Smith (2010-14) .....	65

**ALL-BLACK UNIFORMS**

Colorado has worn its all black uniforms on **54** occasions, when the Buffaloes wear both black jerseys and black pants, owning a **24-29-1** record; the Buffs have also added black helmets to the look, having worn black top-to-bottom on six occasions (**0-7** in that combo). A little history on the all-black look: the brainchild of then-head coach Bill McCartney, CU first wore the garb on Nov. 28, 1987 for a game after Thanksgiving at the time; the opponent was CU's old Big 8 rival, Nebraska. The Buffs came out and warmed up in gold pants, and upon returning to the locker room at the conclusion of warm-ups, the players found black pants hanging in their lockers. "It was something we thought about a long time ago," Mac said at the time. "You couldn't do this overnight. We didn't tell the kids, and they were real excited." He went on to say that it was planned a month or so out to give the team a shot of adrenaline prior to kickoff.

**COLORADO / ALL-BLACK UNIFORMS (24-29-1)**

Year	Opponent	Result	Year	Opponent	Result	Year	Opponent	Result	Year	Opponent	Result
1987	Nebraska	L 7-24	1999	Nebraska (OT)	L 30-33	2006	Texas Tech	W 30-6		*Arizona State	L 17-51
1988	Oklahoma	L 14-17	2000	Iowa State	L 27-35		Kansas State	L 21-34	2013	*Arizona	L 20-44
1990	Iowa State	W 28-12	2001	Nebraska	W 62-36		Iowa State	W 33-16		Southern California	L 29-47
1991	Missouri	W 55-7	2002	Kansas State	W 35-31	2007	c—Colorado St. (OT)	W 31-28	2014	*Arizona State	L 24-38
1992	Oklahoma	T 24-24		Baylor	W 34-0		Florida State	L 6-16		Oregon State	L 31-36
1993	Nebraska	L 17-21		Texas Tech	W 37-13		Nebraska	W 65-51	2015	*Southern California	L 24-27
1994	Oklahoma State	W 17-3		Iowa State	W 41-27	2008	c—Colorado State	W 38-17	2016	Utah	W 27-22
1995	Missouri	W 21-0		b—Oklahoma	L 7-29		West Virginia (OT)	W 17-14	2017	*at UCLA	L 23-27
	a—Oregon	W 38-6	2003	Oklahoma	L 20-34		Texas	L 14-38		at Arizona State	L 30-41
1996	Texas	W 28-24		Nebraska	L 22-31		Oklahoma State	L 17-30	2018	UCLA	W 38-16
	Kansas State	W 12-0	2004	Colorado State	W 27-24	2009	Colorado State	L 17-23	2019	*SOUTHERN CAL	L 31-35
1997	Kansas	W 42-6		Texas	L 7-31		Nebraska	L 20-28		STANFORD	W 17-13
	Missouri	L 31-41		Kansas State	W 38-31	2011	*Southern California	L 17-42			
1998	Kansas State	L 9-16	2005	Nebraska	L 3-30	2012	UCLA	L 14-42			

a—Cotton Bowl; b—Big 12 Championship at Houston; c—in Denver (\*—wore black helmets).

**BLACK HELMETS:** Colorado has worn black helmets on **21** occasions in its history, usually with a gold or sometimes a silver logo, and once with a pink logo; CU is **3-18** in the black headgear. The games (\*—matte black; #—worn with a pink logo as part of Blackout Breast Cancer awareness):

Year	Opponent	Result	Year	Opponent	Result	Year	Opponent	Result
1998	BAYLOR	W 18-16	2013	at UCLA	L 23-45	2015	*SOUTHERN CALIFORNIA	L 24-27
2011	SOUTHERN CALIFORNIA	L 17-42	2013	at Utah	L 17-24	2016	IDAHO STATE	W 56-7
2011	at UCLA	L 6-45	2014	*ARIZONA STATE	L 24-38	2017	at UCLA	L 23-27
2012	ARIZONA STATE	L 17-51	2014	*at Southern California	L 28-56	2018	NEW HAMPSHIRE	W 45-14
2012	at Arizona	L 31-56	2014	*at Arizona	L 20-38	2018	at California	L 21-33
2013	at Arizona State	L 13-54	2014	*at Oregon	L 10-44	2019	AIR FORCE (OT)	L 23-30
2013	#ARIZONA	L 20-44	2015	*OREGON	L 24-41	2019	SOUTHERN CALIFORNIA	L 31-35

**OTHER UNIFORM LOOKS**

**GOLD HELMET/WHITE UNIS/BLACK PANTS** (Colorado's standard road combination through much of the 1980s/1990s/2000s): Last: **2017** (at Oregon, L); **2018** (at Nebraska, W); **2017** (at Oregon State, W).

**GOLD HELMET/WHITE UNIS/GOLD PANTS:** Last: **2018** (at USC, L); **2016** (at Arizona, W); **2015** (at Oregon State, W); **2014** (at Massachusetts, W); **2013** (CSU in Denver, W; Oregon State, L; at Washington, L); **2008** (at Texas A&M, L); **2007** (at Iowa State, L; at Arizona State, L); **2006** (at Missouri, L; at Georgia, L); **2004** (UTEP, Houston Bowl, W)

**GOLD HELMET/WHITE UNIS/SILVER PANTS (0-1):** **2018** (at Washington, L)

**GOLD HELMET/WHITE UNIS/WHITE PANTS:** Last: **2019** (at Arizona State, W); **2018** (CSU in Denver, W); **2013** (at Utah, L); **2010** (at Nebraska, L); **2009** (at Kansas State, L);

**2008** (at Nebraska, L; at Florida State, L); **2005** (at Miami-Fla., L); **2004** (at Nebraska, W).

**BLACK HELMET/WHITE UNIS/BLACK PANTS (0-6):** **2018** (at Cal, L); **2014** (at USC, L);

**2013** (at UCLA, L; at Arizona State, L); **2012** (at Arizona, L); **2011** (at UCLA, L)

**BLACK HELMET/BLACK UNIS/GOLD PANTS (1-0):** **2016** (Idaho State, W).

**BLACK HELMET/SILVER UNIS/BLACK PANTS (0-2):** **2019** (Air Force, L); **2015** (Oregon, L).

**BLACK HELMET/SILVER UNIS/SILVER PANTS (1-0):** **2018** (New Hampshire, W).

**BLACK HELMET/WHITE UNIS/GOLD PANTS (0-1):** **2014** (at Arizona, L).

**BLACK HELMET/WHITE UNIS/WHITE PANTS (0-2):** **2014** (at Oregon, L); **2013** (at Utah, L).

**SILVER HELMET/BLACK UNIS/SILVER PANTS (1-2):** **2018** (Washington State, L);

**2017** (Washington, L); **2016** (Washington State, W).

**SILVER HELMET/SILVER UNIS/SILVER PANTS (1-1):** **2016** (at Stanford, W);

**2015** (Arizona, L).

**SILVER HELMET/WHITE UNIS/SILVER PANTS (0-2):** **2016** (at USC, L); **2015** (at Hawai'i, L).

**SILVER HELMET/WHITE UNIS/WHITE PANTS (0-2):** **2017** (at Washington State, L),

**2015** (at Utah, L).

**WHITE HELMET/BLACK UNIS/BLACK PANTS (1-0):** **2018** (Arizona State, W).

**WHITE HELMET/BLACK UNIS/WHITE PANTS (2-1):** **2017** (Arizona, L);

**2016** (Oregon State, W); **2015** (Nicholls State, W).

**WHITE HELMET/GOLD UNIS/WHITE PANTS (0-1):** **2019** (at Washington State, L).

**WHITE HELMET/SILVER UNIS/WHITE PANTS (1-0):** **2017** (Texas State, W).

**WHITE HELMET/WHITE UNIS/BLACK PANTS (0-1):** **2015** (at Arizona State, L).

**WHITE HELMET/WHITE UNIS/SILVER PANTS (0-1):** **2015** (at UCLA, L).

**WHITE HELMET/WHITE UNIS/WHITE PANTS (2-4):** **2019** (at UCLA, L); **2018** (at Arizona, L);

**2017** (at Utah, L); **2016** (at Oregon, W; Washington, L); **2015** (CSU in Denver, W).

**IN-SEASON BIRTHDAYS**

Here's the list of those coaches and players who have birthdays to celebrate during the 2019 season (starting last week of August; \*—denotes on a game day):

Aug. 26 Jonathan Van Diest (21)	Sept. 6 Cordae Hankton (31)	Oct. 10 Jake Groth (20)	Nov. 10 Joshua Jynes (19)	Dec. 9 Jimmy Brumbaugh (43)
Aug. 28 Jeremiah Doss (21)	Sept. 7 Devin Lynch (21)	Oct. 11 *Reed Heim (42)	Nov. 10 Tim Lynott, Jr. (23)	Dec. 13 Austin Johnson (19)
Aug. 31 Na'im Rodman (21)	Sept. 15 Dante Sparaco (21)	Oct. 12 Darrin Chiaverini (42)	Nov. 11 Chris Kapilovic (51)	Dec. 17 Isaiah Lewis (21)
Aug. 31 Brady Russell (21)	Sept. 17 Jack Shutack (23)	Oct. 12 Aaron Maddox (22)	Nov. 14 K.J. Trujillo (19)	Dec. 18 J.T. Bale (23)
Aug. 31 Scott Unrein (31)	Sept. 18 Jay Johnson (50)	Oct. 14 Heston Paige (21)	Nov. 14 Trey Udoffia (22)	Dec. 19 Jacob Callier (21)
Sept. 2 Daniel Arias (21)	Sept. 27 Jaren Mangham (20)	Oct. 14 Colby Pursell (21)	Nov. 15 Tyler Francis (20)	Dec. 28 Deion Smith (20)
Sept. 2 D.J. Oats (20)	Oct. 4 Evan Price (20)	Oct. 17 Al Pupunu (50)	Nov. 15 Alec Pell (19)	Dec. 29 Bryan Cook (43)
Sept. 3 Jalen Harris (23)	Oct. 5 *Laviska Shenault (31)	Oct. 23 Jaylon Jackson (21)	Nov. 17 Kary Kutsch (20)	Dec. 29 Davis Price (22)
Sept. 5 Lucas Cooper (22)	Oct. 6 Ryan Travis (20)	Oct. 23 Dimitri Stanley (20)	Nov. 19 Frank Fillip (20)	Jan. 2 Jamar Montgomery (21)
Sept. 5 Joshka Gustav (20)	Oct. 8 Travares Tillman (42)	Oct. 25 James Townsend (21)	Nov. 19 Nate Landman (21)	
Sept. 5 Matt Pick (24)	Oct. 9 Sam Noyer (22)	Oct. 31 Alex Smith (20)	Nov. 20 Curtis Appleton (20)	



**2019 SPECIAL GAMES/WEEKENDS**

The list of special games/weekends at Folsom Field this fall:

**Sept. 7 (Nebraska):** Pac-12 "The Pregame," Mental Health Initiative Day  
**Sept. 14 (Air Force):** Ski Ball, Extra Yard for Teachers  
**Oct. 5 (Arizona):** Family Weekend; '69 Liberty Bowl Reunion, Living Legends Women's Soccer Alumnae Weekend

**Oct. 25 (USC):** Women's Golf 25th Anniversary Recognition  
**Nov. 9 (Stanford):** Homecoming, Athletic Hall of Fame; Military Appreciation  
**Nov. 23 (Washington):** Senior Day, Honorary C, "Miracle in Michigan" 25th Anniversary Celebration;

**CU IS BLACK & GOLD, BUT FOLSOM IS "GREEN"**

The University of Colorado at Boulder established a goal to move toward zero-waste at Folsom Field during the 2008 football season and invest in local carbon-reduction projects. They anticipated recycling or composting at least 90% of the waste generated at Folsom Field and met those goals. According to U.S. Environmental Protection Agency information and other sources, Folsom Field was the first major sports stadium in the nation, professional or collegiate, to collect all materials in recycling or compost containers, eliminate trash cans and transform its materials collections systems into a zero-waste process. For more information, visit Ralphie's Green Stampede at [http://www.cubuffs.com/ViewArticle.dbml?&DB\\_OEM\\_ID=600&ATCLID=1549954](http://www.cubuffs.com/ViewArticle.dbml?&DB_OEM_ID=600&ATCLID=1549954).

**WHO IS/HAS BEEN IN ON OFFENSE & DEFENSE**

**OLB Carson Wells** played some fullback late in 2018 (three snaps, picking up two touchdown block credits) ... **George Frazier**, as he did his freshman year in 2014, appeared on both offense (TE/FB) and defense (DE) as senior in 2017 (he played 506 total snaps between offense, defense and special teams). In 2014, he played both defensive end and fullback for the first time against Arizona State, becoming the first Buff to appear on both sides of the ball since 2005 in the process, and continued to do so the remainder of the season. In 2008, **Eugene Goree** was on-call to do so, as the redshirt frosh was both a DT and an OG during the second half of the season; he did appear on both sides of the ball but not in the same game. Through the years, there have been a few players who wind up playing on both sides of the ball in the same game: **DT John Guydon** was the latest to do so, seeing action on defense (13 snaps at tackle) and offense (3 snaps at guard) at Texas on October 15, 2005; it was the first time it happened for a complete series with no gimmicks or special situations since **WR Michael Westbrook** played a series at safety against Baylor in 1993. **DE James Garee** also trotted in on offense in 2005, catching a pass as an end at Miami. **DT Sam Wilder** had been the last before 2005, as he caught a 9-yard pass against Kansas State in 2002. **DT Justin Bannan**, did the same, catching a 12-yard TD pass on his only play at Missouri in 2000. **CB Ben Kelly** tried tailback in 1999 at Texas Tech; he finished with three yards on one carry (a nice 5-yard run was wiped out by a penalty). Between 1994 and 2005, several Buffs played on both sides of the ball, as offensive linemen often played on the goal line or short yardage defense units—**OG Heath Irwin**, **OG Clint Moore**, **OG Chris Naeole**, **OT Melvin Thomas** and **OG Brad Bedell** all did it at one time or another between 1993 and 1998. In 1990, **OLBs Alfred Williams** and **Kanavis McGhee** played some tight end in a 64-3 win over Kansas State (Williams caught a pass for 17 yards, McGhee didn't catch the one thrown his way). The last offensive skill player before Frazier in 2014 to swing over and try some defense was Westbrook (four snaps at strong safety) against Baylor in 1993.

**WHY CU AND NOT UC?**

A question often asked of many former Big Eight schools: Why is it the University of Colorado, but the moniker is CU and not UC? (The same applies at Kansas—KU, Missouri—MU, Nebraska—NU and Oklahoma—OU). "Midwestern casualness," said CU historian, the late Fred Casotti. It has always been this way at Colorado, for whatever reason, and at the other four—but seemingly nowhere else in the USA (except for Tulsa, but its midwest, too). In the 1950s, there was a concerted effort to eliminate the use of "CU" on the Boulder campus, both as a symbol and in speech, but Casotti said that no one would buy into it. "Nobody would change," he said. "It's easier to say than U of C, UC sounds like slang or something (as in 'you see'), and it was traditional. By trying to eliminate it, they reinforced it."

**HISTORY OF THE END ZONE "COLORADO"**

As in the south end zone, that is. In 1967, the stadium was lowered when the track was removed, and that area remained basically a dirt hill. Former long-time senior associate A.D. **Jon Burianek** said that we tried to grow grass and bushes there, but none took. The first artificial field was installed during the summer of 1971, and that area was then covered with asphalt and the large, block COLORADO was painted on it, then in all-white block lettering. Trim was later added, and at one time, when blue was one of the school colors, the end zone as well was painted blue instead of the familiar black.

**NO. 38 IN THE WORLD**

In the 2019 world university rankings by the ARWU (Academic Ranking of World Universities), the **University of Colorado** was ranked as the **No. 38** University in the world (which translates to the solar system, the galaxy and the universe, unless the planet PSR1257+12A has life orbiting around a distant pulsar). Unlike other rankings that are based more on cost of attendance and class sizes, the ARWU, compiled by the Shanghai Ranking Consultancy, uses six objective indicators to create the rankings. Colorado came in No. 25 among American colleges on a list very well represented by the Pac-12: Stanford came in No. 2 (behind Harvard), followed by California (No. 4), UCLA (No. 10) and Washington (No. 13), giving the Pac-12 five schools in the top 25.

**99 IS SO NICE**

Colorado scored for the seventh time in its history on a 99-yard drive to close out the scoring in the 2015 Arizona State game. **TB Christian Powell** started it with a 42-yard burst from the CU 1, and a Sefo Liufau-to-Nelson Spruce touchdown pass covering 31 yards ended the seven play march over a gassed ASU defense. CU covered the 99 yards in the third fewest plays of the seven, and it was just the second to occur in Boulder:

**99**—vs. Northwestern at Evanston, Sept. 29, 1951 (6 plays)

**99**—vs. Oklahoma at Norman, Oct. 19, 1991 (8 plays)

**99**—vs. Arizona State in Boulder, Sept. 13, 2014 (7 plays)

**99**—vs. Miami, Fla., at Miami, Oct. 13, 1961 (21 plays)

**99**—vs. Oklahoma at Norman, Oct. 19, 1991 (14 plays)

**99**—vs. Iowa State in Boulder, Oct. 29, 1988 (8 plays)








**99**—vs. Oklahoma State at Stillwater, Oct. 27, 2001 (5 plays)



## THE FIRST COLLEGE WEBSITE WITH ITS OWN CARTOONIST?

**CUBuffs.com** might be the first college sports website with its own cartoonist – maybe for any sports website for that matter – as Denver's award-winning **Drew Litton** joined CU in 2018 and returns this fall for a series primarily surrounding each football game. His designs are featured on CU's social media channels.

Litton is a nationally syndicated sports cartoonist and is best known for his 25-plus years as the creator of the popular *Rocky Mountain News*, "Win, Lose & Drew" sports cartoon. He began drawing his fun-filled Colorado Buffaloes cartoons exclusively for the University of Colorado the Friday ahead of the Rocky Mountain Showdown and has three drawings to date. He also draws for KUSA TV 9News, *The Colorado Springs Gazette*, *The Colorado Rockies Magazine*, *Mile High Sports Magazine* and a variety of other clients. His work has been featured on ESPN.com, as well as the *Chicago Tribune*. Nobody covers the wild ride of Colorado sports through art and humor better than Litton, who resides in the Denver area with a rather extensive collection of cartoon bobbleheads and Finnegan, his overly caffeinated Schnauzer. This year's toons to date:





**COLORADO 52, COLORADO STATE 31****(AUGUST 30, 2019)****BRONCOS STADIUM AT MILE HIGH, DENVER**

DENVER — Colorado's defense produced four turnovers and a touchdown and Alex Fontenot rushed for 125 yards three touchdowns to give Mel Tucker a 52-31 win over Colorado State in his CU head coaching debut.

While offense was the name of the game for most of the night — the 83 combined points were the most in series history — the Buffs defense came up with some huge stops that paved the way for CU's fifth straight win in the series.

The clincher came late in the fourth quarter, when CU linebacker Jonathan Van Diest sacked CSU quarterback Collin Hill, forcing a fumble. Buffs defensive lineman Mustafa Johnson scooped up the ball and rumbled 9 yards to the end zone for the final points of the game with 3:57 remaining.

In the 19th and final game in Denver between the two in-state rivals (they will play in Fort Collins next year), the Buffs and Rams combined to produce nearly 1,000 yards total offense. Kickoff was delayed 37 minutes because of lightning and the game didn't finish until after midnight.

After a see-saw first half that saw four lead changes in the final nine minutes of the second quarter, the Buffs finally took control after recovering a CSU fumble on the first possession of the third quarter.

With CU leading 24-21, CU safety Aaron Maddox stripped the ball from CSU running back Marvin Kinsey and Jalen Sami recovered, giving the Buffs the ball at the CSU 27. Quarterback Steven Montez then ran for 19 yards to set up a 7-yard Fontenot touchdown run and a 31-21 CU lead.

The Rams never came closer than seven again. The Buffs extended the margin to 38-24 on the last play of the third period on a Fontenot 14-yard run, and following a

CSU touchdown that cut the gap back to seven, the Buffs answered with a 75-yard drive and a 22-yard Fontenot run to go back up by two touchdowns, 45-31, with 9:16 left in the game.

Van Diest's strip sack and Johnson's touchdown then sealed the game.

Defensively, Mikial Onu had two interceptions for Colorado while CU's offense did not turn the ball over.

The Buffs drew first blood, taking the opening possession and going 75 yards for a score. CU rushed for 68 yards on the drive before tight end Jalen Harris capped the march with a 1-yard scoring pass from Montez.

But the Rams quickly answered with an 80-yard drive to tie the game.

After a CU punt and Mikial Onu's first interception, the Buffs regained the lead, 10-7, on a James Stefanou field goal early in the second quarter. But CSU quickly answered with another long drive, going 92 yards in 11 plays for a 14-10 lead.

Colorado then responded with a 75-yard scoring drive, getting freshman Jaren Mangham's first touchdown of his career, a 5-yard run to give the Buffs a 17-14 lead. CSU, however, drove 75 yards on its next possession to regain the lead, 21-17, with just 1:35 left in the half when wide receiver Dante Wright scampered 41 yards for a score.

That, though, was more than enough time for the Buffs to answer. Montez hit tight end Brady Russell with back-to-back passes to take Colorado into CSU territory. Two plays later, Montez rolled to his left and found Laviska Shenault at the goal line for a 25-yard touchdown pass with 25 seconds left in the half. That gave CU a 24-21 lead heading into halftime.

Colorado State.....	7	14	10	0	—	31
COLORADO .....	7	17	14	14	—	52

SCORING	Score	Time	Qtr
COLORADO — Harris 1 pass from Montez (Stefanou kick)	7-0	9:30	1Q
Colorado State — Wright 39 pass from Hill (Poduska kick)	7-7	6:42	1Q
COLORADO — Stefanou 41 FG	10-7	14:13	2Q
Colorado State — Jackson 8 pass from Hill (Poduska kick)	10-14	8:39	2Q
COLORADO — Mangham 5 run (Stefanou kick)	17-14	5:37	2Q
Colorado State — Wright 41 run (Poduska kick)	17-21	1:35	2Q
COLORADO — Shenault 25 pass from Montez (Stefanou kick)	24-21	0:25	2Q
COLORADO — Fontenot 7 run (Stefanou kick)	24-14	13:47	3Q
Colorado State — Poduska 42 FG	31-24	4:30	3Q
COLORADO — Fontenot 14 run (Stefanou kick)	38-24	0:00	3Q
Colorado State — Butler 13 pass from Hill (Poduska kick)	38-31	12:13	4Q
COLORADO — Fontenot 22 run (Stefanou kick)	45-31	9:16	4Q
COLORADO — Johnson 9 fumble return (Stefanou kick)	52-31	3:57	4Q

Attendance: 66,997 Time: 3:19

Weather (82°): cloudy skies, 36% humidity, 3 mph winds from the north

TEAM STATISTICS	COLORADO	CSU
First Downs.....	23	27
Third Down Efficiency (Fourth).....	3-9 (1-1)	5-12 (2-4)
Rushes—Net Yards .....	40-243	31-131
Passing Yards .....	232	374
Passes (Att-Comp-Int).....	20-13-0	47-31-2
Total Offense .....	475	505
Return Yards .....	15	19
Punts: No-Average.....	4-49.0	1-59.0
Fumbles: No-Lost.....	0-0	3-2
Penalties/Yards .....	4/43	6/64
Quarterback Sacks—Yards .....	2-17	0-0
Time of Possession .....	27:05	32:55
Drives/Average Field Position .....	11/C29	13/CS21
Red Zone: Scores-Attempts (Points).....	4-4 (28)	2-2 (14)

**INDIVIDUAL STATISTICS**

**Rushing—Colorado:** Fontenot 19-125, Mangham 11-40, Montez 5-39, Shenault 3-35, Smith 2-4. **CSU:** Wright 3-59, Kinsey 12-41, Thomas 7-29, Hunter 3-10, Hill 4-8, Team 2-minus 16.

**Passing—Colorado:** Montez 20-13-0, 232, 2 td. **CSU:** Hill 47-31-2, 374, 3 td.

**Receiving—Colorado:** Brown 3-71, Shenault 3-48, Russell 2-44, Nixon 2-29, Harris 2-24, Stanley 1-16. **CSU:** Jackson 8-87, Kinsey 5-69, Wright 4-72, McBride 4-52, Thomas 3-28, Prentice 2-20, Hall 2-18, Butler 2-17, Scott 1-11.

**Punting—Colorado:** Kinney 4-49.0 (63 long, 1 In20). **CSU:** Stonehouse 1-59.0 (59 long, 0 In20).

**Punt Returns—Colorado:** Nixon 1-6. **CSU:** Wright 2-19. **Kickoff Returns—Colorado:** Nixon 1-32. **CSU:** Hawkins 3-61.

**Tackle Leaders—Colorado:** Landman 11,0—11; Abrams 4,4—8; Van Diest 5,1—6; Wells 3,3—6; Onu 4,1—5; Maddox 3,2—5; Blackmon 4,0—4; Taylor 4,0—4; Johnson 1,3—4; Miller 2,0—2; Tchangan 2,0—2; Jordan 0,2—2; Lang 0,2—2. **CSU:** Hicks 11,2—13; McBride 3,3—6; Hubbard 3,2—5; Carter 2,3—5; Stewart 4,0—4; three with 3,0—3.

**Quarterback Sacks—Colorado:** Lang 1-10, Van Diest 1-7. **CSU:** none.

**Interceptions—Colorado:** Onu 2-0. **CSU:** none. **Passes Broken Up—Colorado:** none. **CSU:** Hawkins.

**GAME NOTES**

As 66,997 attended the final Rocky Mountain Showdowns in Denver, the 19 events (16 at the new stadium, three at old Mile High) attracted a total of **1,294,101** in attendance (for the final game, CU sold 38,102 tickets; 25,868 public, 12,234 student). With kickoff at **8:47 p.m.**, it was the fourth latest kickoff in CU history (second latest in Colorado—latest was 9:08 vs. Oregon in 2015); the 37-minute delay due to lightning was reminiscent of a 28-minute delay in the 2003 game here (that was in the third quarter) ... The ending at **12:06 a.m.** was the second latest in the state (Oregon, 12:31 a.m.) ... CU has won four straight season openers for the first time since claiming eight in a row (1991-98) ... **Mel Tucker** joined Rick Neuheisel (1995) and Mike MacIntyre (2013) as the only coaches to win their first game at the reins of the Buffaloes dating back to 1932 ... Buffs now lead the series with CSU by **67-22-2 (13-6** in Denver, **23-8** since it was resumed in 1983) ... Colorado is now **81-44-5** in 130 season openers ... The **83** points scored tonight are the most in the 91 games in the series, topping the 82 in the 1996 game at Fort Collins (a 48-34 CU win) ... CU has won five straight in the series, the longest run by either school since the Buffs claimed eight straight from 1987 through 1998 (CU has outscored the Rams 185-78 in the streak) ... The **52** points by CU are the most in the series since 1952, when CU won 61-0 in Boulder; it's also the sixth-most overall (all by Colorado) ... Colorado is now **124-2** all-time when scoring 43 or more points ... The Buffs have now made 102 consecutive PAT kicks dating back to October 2016 ... CU dressed 104 players for tonight, it's most in recent memory.

**COLORADO 34, NEBRASKA 31 (OT)****(SEPTEMBER 7, 2019)****FOLSOM FIELD, BOULDER**

BOULDER — Colorado staged one of the more improbable comebacks in program history, rallying from a 17-0 halftime deficit to take a 34-31 overtime win over 25th-ranked Nebraska at Folsom Field.

James Stefanou's 34-yard field goal in the first overtime gave the Buffs their first lead of the day and the Buffs then held NU on the ensuing possession. A Mustafa Johnson sack of Nebraska quarterback Adrian Martinez put the Huskers back at the 31-yard line, and an Isaac Armstrong 48-yard field goal attempt on fourth down went wide right.

That triggered a massive Folsom Field celebration as Colorado improved to 2-0 under first-year head coach Mel Tucker. Nebraska dropped to 1-1.

Colorado's Steven Montez finished with 375 yards passing and two touchdowns, with 291 of those yards and both scores coming after halftime as Colorado outscored the Huskers 31-14 after intermission, including a 24-14 count in the fourth quarter. CU junior receiver K.D. Nixon had six catches for 148 yards — including a 96-yard touchdown catch, the longest play from scrimmage in CU history — and Tony Brown added five catches for 60 yards and a score.

Defensively, the Buffs finished with six sacks and once again won the turnover battle, coming up with two fumble recoveries and an interception while the offense turned the ball over twice.

It was CU's first win over a ranked opponent since the end of the 2016 regular season. It was also CU's second come-from-behind win this season, coming on the heels of last week's season opening 52-31 win over Colorado State, and the Buffs' second straight win over Nebraska.

After a tough first half on both sides of the ball, the Buffs came alive in the second half to stage their rally.

The defense set the tone, forcing Nebraska punts on the Huskers' first four possessions of the half. The Buffs offense couldn't take advantage of the first two, but finally got on the board after the third, marching 64 yards in eight plays for their first touchdown of the game. Jaren Mangham capped the drive with an 11-yard run to pull CU to within 17-7 with 2:24 left in the third period.

CU's defense then answered the bell again to force another Nebraska punt — and this time the Buffs needed just one play to score. Montez took a pitch back on a flea flicker play, then heaved a 96-yard touchdown pass to Nixon to cut the margin to 17-14 with 14:22 still to play.

The Huskers then finally answered with a 75-yard scoring pass from Martinez to Maurice Washington for a 24-14 lead.

But the Buffs responded, going 75 yards in five plays for a touchdown on their next drive to pull within 24-21. Montez hit Jaylon Jackson with a 57-yard pass, which set up a 7-yard Mangham run.

That set the stage for another CU defensive big play. Johnson sacked Martinez, forcing a fumble. Nu'umotu Falo recovered — his second of the game — and seven plays later, Stefanou's 20-yard field goal for Colorado tied the game at 24-24.

Nebraska then regained the lead with a 75-yard TD march. But following a CU fumble and another NU punt, Montez guided a 10-play, 71-yard march that culminated with a 26-yard touchdown pass to Brown to tie the game at 31-31 with 46 seconds left.

Nebraska had one more shot in regulation, but a Chris Miller interception ended the possession to send the game into overtime.

In the first half, the Buffs had no answer for Nebraska's Martinez. The NU sophomore was a perfect 9-for-9 for 180 yards while Colorado struggled to just 84 yards offense.

Nebraska.....	7	10	0	14	0	—	31
COLORADO .....	0	0	7	24	3	—	34

SCORING	Score	Time	Qtr
Nebraska — Spelman 65 pass from Martinez (Armstrong kick)	0-7	6:02	1Q
Nebraska — Martinez 5 run (Armstrong kick)	0-14	6:37	2Q
Nebraska — Armstrong 26 FG	0-17	2:47	2Q
COLORADO — Mangham 11 run (Stefanou kick)	7-17	1:42	3Q
COLORADO — Nixon 96 pass from Montez (Stefanou kick)	14-17	14:36	4Q
Nebraska — Washington 75 pass from Martinez (Armstrong kick)	14-24	14:22	4Q
COLORADO — Mangham 7 run (Stefanou kick)	21-24	12:19	4Q
COLORADO — Stefanou 20 FG	24-24	8:30	4Q
Nebraska — Martinez 6 run (Armstrong kick)	24-31	5:49	2Q
COLORADO — Brown 26 pass from Montez (Stefanou kick)	31-31	0:46	4Q
COLORADO — Stefanou 34 FG	34-31	.....	OT1

**Attendance:** 52,829    **Time:** 3:49

**Weather** (88°): partly cloudy skies, 18% humidity, 10 mph winds from the west

TEAM STATISTICS	COLORADO	NEBRASKA
First Downs.....	22	19
Third Down Efficiency (Fourth).....	6-17 (2-2)	5-15 (1-1)
Rushes—Net Yards .....	37-89	46-179
Passing Yards .....	375	290
Passes (Att-Comp-Int).....	41-28-1	26-16-1
Total Offense.....	464	469
Return Yards .....	4	1
Punts: No-Average.....	6-45.2	5-46.2
Fumbles: No-Lost.....	2-1	3-2
Penalties/Yards .....	9/65	7/65
Quarterback Sacks—Yards .....	6-33	3-25
Time of Possession .....	30:28	29:32
Drives/Average Field Position .....	14/C33	15/N26
Red Zone: Scores-Attempts (Points).....	4-4 (20)	3-3 (21)

**INDIVIDUAL STATISTICS**

**Rushing—Colorado:** Mangham 11-44, Fontenot 10-42, Jackson 1-14, Stanley 1-8, Shenault 3-6, Nixon 1-minus 3, Brown 1-minus 4, Montez 8-minus 17, Team 1-minus 1.

**Nebraska:** Washington 15-77, Martinez 19-66, Mills 8-24, Robinson 2-9, JD Spelman 1-8, Team 1-minus 5.

**Passing—Colorado:** Montez 41-28-1, 375, 2 td. **Nebraska:** Martinez 26-16-1, 290, 2 td.

**Receiving—Colorado:** Nixon 6-148, Brown 5-60, Shenault 5-31, Russell 4-31, Fontenot 4-20, Stanley 2-17, Jackson 1-57, Mangham 1-11. **Nebraska:** Spelman 5-112, Washington 4-118, Robinson 3-35, Mills 2-21, Stoll 2-4.

**Punting—Colorado:** Kinney 6-45.2 (60 long, 5 In20). **Nebraska:** Armstrong 5-46.2 (51 long, 2 In20).

**Punt Returns—Colorado:** Nixon 1-4. **Nebraska:** none. **Kickoff Returns—Colorado:** Shenault 1-54. **Nebraska:** none.

**Trackle Leaders—Colorado:** Landman 12,2—14; Taylor 9,0—9; Maddox 7,1—8; Johnson 6,2—8; Onu 5,0—5; A.Jones 4,0—4; Tchamang 3,1—4; Van Diest 2,2—4; Blackmon 1,3—4;

Abrams 4,4—8; Lang 2,1—3; Abrams 2,0—2; Falo 1,0—1. **Nebraska:** Honas 7,2—9; Barry 6,0—6; Dismuke 6,0—6; Miller 6,0—6; Davis 5,0—5; Lee 5,0—5.

**Quarterback Sacks—Colorado:** Johnson 3-21, Tchamang 2-6, Blackmon 1-6. **Nebraska:** Davis 1-12, Barry 1-7, Tannor 1-6.

**Interceptions—Colorado:** Miller 1-0. **Nebraska:** Jackson 1-1. **Passes Broken Up—Colorado:** Taylor 2, Miller. **Nebraska:** Bootle, Jackson.

**GAME NOTES**

**Mel Tucker** became the 10th coach (out of 26) in CU history to win his first two games at the reins of the program ... CU rallied from a 17-point deficit to win, tying its fourth-largest comeback in school history; it's previous large comeback against Nebraska was 12 (down 12-0 entering the fourth quarter at Lincoln in 1990) ... The sellout crowd of 52,829 was the largest (and third of 50,000-plus) since Folsom was reconfigured ahead of the 2015 season ... Colorado improved to 7-8 in overtime games in its history (1-1 vs. Nebraska; in the 1999 OT game won by the Huskers, CU rallied from down 27-3 tie the game but missed a 33-yarder that would have won it; NU held CU to a field goal in OT as it did today, but scored a TD on its possession to win) ... The Buffaloes snapped an 8-game losing streak against (AP) ranked teams, its last win coming over No. 21 Utah in 2016 ... CU has won 13 straight non-conference games in the state's borders (eight in Boulder, five in Denver) ... Colorado gained 258 yards in the fourth quarter after having 193 at the end of three ... Colorado's first 10 plays in NU territory were for net negative 6 yards; the last 21 gained 134 yards ... Colorado had six quarterback sacks in the game, four coming on third downs (all in the second half) ... The Buffs have now made 106 consecutive PAT kicks dating back to October 2016 ... A defensive battle through three quarters (24 points, 509 yards) did a 180 in the fourth, when the teams combined for 38 points and 417 yards ... Nebraska was 7-of-12 on second down in the first half, but was held to 1-of-12 in the second half.



**AIR FORCE 30, COLORADO 23 (OT)****(SEPTEMBER 14, 2019)****FOLSOM FIELD, BOULDER**

BOULDER — Colorado came back from a 23-10 deficit to tie the game at 23-23 and force overtime against Air Force, but unlike the previous week, the Buffaloes couldn't produce a win in the extra period, dropping a 30-23 decision at Folsom Field.

The loss came on the heels of a 34-31 win over Nebraska in overtime, making it the first time in CU history that the Buffs have played back-to-back OT games. Colorado dropped to 2-1 while Air Force improved to 2-0.

Colorado scored a touchdown on its first possession of the game and then quickly added a field goal for a 10-0 lead, but after that it was all Air Force until late in the fourth quarter. The Falcons scored three straight touchdowns in the first half to take a 20-10 lead, and it took an interception by CU's Mikial Onu in the end zone near the end of the first half to prevent the Falcons from making the margin even bigger.

While Air Force did produce 439 yards total offense, Colorado's defense also continued its takeaway trend, producing three in the game, getting two fumble recoveries to go with Onu's interception.

Air Force scored the winning touchdown on the first play of overtime, getting a 25-yard run from Kadin Remsberg. The Buffs then managed a first down on the ensuing possession, but a fourth-down pass attempt from Steven Montez to Laviska Shenault Jr. in the end zone fell incomplete.

Colorado trailed 20-10 at the half, then saw Air Force push the lead to 23-10 with a field goal midway through the fourth quarter after a scoreless third period.

The Buffs finally answered with their first touchdown since the opening drive of the game when they went 75 yards in 12 plays for the score. Montez hit Shenault with

a key third-down pass to keep the drive alive, then found Dimitri Stanley in the end zone for a 14-yard touchdown with 6:09 left in regulation. The PAT was blocked, however, leaving Colorado trailing by seven, 23-16, with just more than six minutes to play.

The Buffs then forced an Air Force punt and drove 60 yards for the tying touchdown, getting a 2-yard run from Shenault. The PAT tied the game at 23-23 with 28 seconds left and sent the game into overtime.

Colorado's offense looked good early, taking the opening kickoff and going 75 yards in 11 plays for a score, culminating the drive with a 42-yard Montez pass to Shenault. Shenault also had a 17-yard catch to keep the drive alive on third down, and Jaren Mangham ran for 2 yards on fourth-and-1.

Colorado then pushed its edge to 10-0 with 7:23 still left in the first quarter when the Buffs converted a Davion Taylor fumble recovery into a 36-yard James Stefanou field goal.

But from that point on, the Falcons controlled the tempo and the rest of the half.

AFA pulled to within 10-6 after CU's field goal, driving 75 yards in seven plays, with a Donald Hammond 32-yard pass to Geraud Sanders capping the drive. AFA's extra point try bounced off the upright, keeping CU's edge at 10-6.

The Falcons, though, kept punching away. AFA forced a CU punt, then went 78 yards in 12 plays for the go-ahead score. Hammond capped the drive with a 2-yard run and the PAT gave the Falcons a 13-10 lead. After another CU punt, AFA needed just two plays to extend its lead to 20-10. Hammond hit Benjamin Waters with an 81-yard touchdown pass and Air Force had a 20-10 lead with 6:37 to go in the half.

<b>Air Force</b> .....	<b>6</b>	<b>14</b>	<b>0</b>	<b>3</b>	<b>7</b>	<b>-</b>	<b>30</b>
<b>COLORADO</b> .....	<b>10</b>	<b>0</b>	<b>0</b>	<b>13</b>	<b>0</b>	<b>-</b>	<b>23</b>

SCORING	Score	Time	Qtr
COLORADO — Shenault 42 pass from Montez (Stefanou kick)	7- 0	9:37	1Q
COLORADO — Stefanou 36 FG	10- 0	7:23	1Q
Air Force — Sanders 32 pass from Hammond III (kick failed)	10- 6	4:03	1Q
Air Force — Hammond III 2 run Koehnke kick	10-13	10:27	2Q
Air Force — Waters 81 pass from Hammond III (Koehnke kick)	10-20	6:37	2Q
Air Force — Koehnke 47 FG	10-23	10:23	4Q
COLORADO — Stanley 13 pass from Montez (kick blocked)	16-23	6:09	4Q
COLORADO — Shenault 2 run (Stefanou kick)	23-23	0:28	4Q
Air Force — Remsberg 25 run (Koehnke kick)	23-30	.....	OT1

TEAM STATISTICS	COLORADO	AIR FORCE
First Downs.....	19	22
Third Down Efficiency (Fourth).....	11-19 (2-3)	7-12 (1-1)
Rushes—Net Yards .....	32-105	52-284
Passing Yards .....	220	155
Passes (Att-Comp-Int).....	43-26-1	12-7-1
Total Offense .....	325	439
Return Yards .....	0	4
Punts: No-Average.....	4-49.8	2-40.5
Fumbles: No-Lost .....	3-0	3-2
Penalties/Yards .....	6/35	4/30
Quarterback Sacks—Yards .....	0-0	2-16
Time of Possession .....	25:56	34:04
Drives/Average Field Position .....	11/C34	11/A31
Red Zone: Scores-Attempts (Points).....	3-4 (16)	1-2 (7)

**Attendance:** 49,282 **Time:** 3:09

**Weather (73°):** clear skies, 29% humidity, winds negligible (calm)

**INDIVIDUAL STATISTICS**

**Rushing—Colorado:** Mangham 10-56, Fontenot 13-42, Shenault 3-25, Smith 1-2, Stanley 1-0, Montez 2-minus 16, Team 2-minus 4. **Air Force:** Remsberg 23-146, Birdow 12-67, Jackson 6-27, Hammond 6-22, Eriksen 3-18, Waters 1-6, Team 1-minus 2.

**Passing—Colorado:** Montez 43-26-1, 220, 2 td. **Air Force:** Hammond 12-7-1, 155, 2 td.

**Receiving—Colorado:** Shenault 8-124, Stanley 5-24, Harris 4-22, Nixon 3-20, Brown 2-20, Mangham 2-minus 1, Russell 1-2, Fontenot 1-minus 2. **Air Force:** Sanders 4-56, Waters 2-92, Waguespack 1-7.

**Punting—Colorado:** Kinney 4-49.8 (60 long, 0 In20). **Air Force:** Scott 2-40.5 (42 long, 1 In20).

**Punt Returns—Colorado:** none. **Air Force:** Peterson 2-4. **Kickoff Returns—Colorado:** Nixon 1-17. **Air Force:** none.

**Tackle Leaders—Colorado:** Landman 10,5—15; Onu 10,2—12; A.Jones 7,3—10; Maddox 8,1—9; Abrams 4,4—8; Johnson 3,2—5; Lang 3,2—5; Tchangam 2,3—5; Miller 2,2—4; Taylor 3,0—3; Rakestraw 2,0—2; Falo 1,1—2. **Air Force:** Fejedelem 12,2—14; Theil 7,0—7; Meeks 3,4—7; Johnson 4,2—6; Bugg 5,0—5; Wills 3,2—5; Kauppila 3,2—5.

**Quarterback Sacks—Colorado:** none. **Air Force:** Fejedelem 1-8, Wills 1-8.

**Interceptions—Colorado:** Onu 1-0. **Air Force:** Bugg 1-0. **Passes Broken Up—Colorado:** none. **Air Force:** Lewis 2.

**GAME NOTES**

This marked the first time in CU history the Buffs played back-to-back overtime games (fourth time two in the same season: 1999, 2002, 2014, 2019); Colorado is now 7-9 in overtime games in its history ... CU is now 0-2 in black helmet/silver jerseys/black pant (and now 3-17 in black helmets) ... Air Force snapped a five-game losing streak to the Buffaloes, but CU still holds a 12-5 lead in the series ... Air Force has now scored in 308 straight games dating back to 1992 ... The loss snapped CU's 13-game winning streak against non-conference opponents within the state's borders (**eight** in Boulder, five in Denver) ... Colorado has outscored the opponent 51-24 in the fourth quarter this season, with a 507-330 edge in yards (393-181 the last two games) ... Colorado has now forced 10 turnovers in three games (committing three) for a +2.33 in turnover margin ... The Buffs had made 107 consecutive PAT kicks dating back to October 2016 before Air Force blocked one in the fourth quarter ... AFA's 81-yard TD play was the eighth longest pass play against the Buffs in their history ... When **WR Dimitri Stanley** scored the first touchdown (and points) of his career with his 13-yard TD reception in the fourth quarter, he joined his father Walter ('81) as the fourth father-son duo to score points for the Buffs ... **WR Laviska Shenault** (8-124, 1 TD receiving, 3-25 1 TD rushing; 149 all-purpose yards; 9 FDE/2 rush, 7 receive) had the fourth game of his career where he scored TDs both rushing and receiving and his sixth 100-yard receiving career game ... **S Mikial Onu** (11 TT, 1 INT, 1 FF) made his third interception on the season and forced his second fumble, thus creating five turnovers in his first three games as a Buff ... With the attendance of 49,282 after 52,829 against Nebraska, it marked the largest back-to-back crowds to open the season at Folsom Field since 2009.

**COLORADO 34, ARIZONA STATE 31****(SEPTEMBER 21, 2019)****SUN DEVIL STADIUM, TEMPE**

TEMPE, Ariz. — Colorado's James Stefanou broke a 31-31 tie with a 44-yard field goal with 2:03 left in the game and CU's defense then came up with a final defensive stand to give the Buffs a 34-31 win over No. 24 Arizona State at Sun Devil Stadium.

Colorado scored 24 points in the first half and added another touchdown in the third quarter, but it took Stefanou's field goal to make the difference in the Pac-12 opener for both teams. ASU had not given up a point in the first three quarters of a game this year.

The victory ended an 0-5 CU skid against the Sun Devils on their home turf and also gave the Buffs their first road win against a ranked team since 2002, ending a 29-game losing skein (the last win coming at UCLA on the same date 17 years earlier). It was also CU's second win over a ranked team this season, as the Buffs earlier knocked off No. 25 Nebraska in overtime by the same 34-31 score.

Colorado needed just five minutes to do what no one else had done against Arizona State in three games this year — score a first quarter touchdown. The Buffs took the opening kick and marched 75 yards to pay dirt for a 7-0 lead. Steven Montez completed passes of 17 yards to Dimitri Stanley, 10 to Brown and 23 to Laviska Shenault Jr. before Alex Fontenot crashed over the left side from 1-yard out.

The Buffs made it 14-0 on their next possession following a missed ASU field goal. Montez was again on target, completing throws of 15 yards to Fontenot and 6 to Brown before connecting with Brown again on a 29-yard score.

But ASU finally answered, going 76 yards for a score, with the big chunk a 53-yard scoring toss from Jayden Daniels to Brandon Aiyuk. ASU then recovered a fumble on

the ensuing kickoff and went 44 yards for another touchdown to tie the game at 14-14.

Colorado, however, quickly answered. The Buffs needed just 1:47 to go 61 yards and regain the lead, with Montez connecting with Brown again, this time from 31 yards out for a 21-14 CU lead.

The Sun Devils, though, carved out a response. ASU converted two third downs on its next possession, with Eno Benjamin capping the drive with a 3-yard scoring drive to tie the game again, 21-21, with 5:23 to go in the half.

That was enough time for CU to march downfield and pick up a 25-yard Stefanou field goal with 28 seconds left in the half for a 24-21 Buffs halftime lead.

The Sun Devils tied it up at 24-24 with a field goal late in the third quarter before Colorado regained the lead again. Montez hooked up with Brown for a 20-yard touchdown pass for a 31-24 lead with just 1:10 left in the third quarter. The Sun Devils quickly answered, getting a 39-yard touchdown pass from Jayden Daniels to Frank Darby, tying the game at 31-31 with 13:51 left in regulation.

The teams then traded a pair of empty possessions, with CU ending one ASU drive on an interception by Derrion Rakestraw. Then, after exchanging punts, Colorado put together the game-winning drive, ending with Stefanou's field goal.

That gave ASU one more chance, but the CU defense rose to the occasion. Colorado forced two Sun Devil incompletions before Terrance Lang came up with a huge sack on third down. That left ASU with a fourth-and-16 and CU again got pressure on fourth down to force an incomplection.

<b>COLORADO</b> .....	<b>14</b>	<b>10</b>	<b>7</b>	<b>3</b>	<b>—</b>	<b>34</b>
<b>Arizona State</b> .....	<b>0</b>	<b>21</b>	<b>3</b>	<b>7</b>	<b>—</b>	<b>31</b>

SCORING	Score	Time	Qtr
COLORADO — Fontenot 1 run (Stefanou kick)	7- 0	10:00	1Q
COLORADO — Brown 29 pass from Montez (Stefanou kick)	14- 0	1:18	1Q
Arizona State — Aiyuk 53 pass from Daniels (Zendejas kick)	14- 7	13:09	2Q
Arizona State — Benjamin 1 run (Zendejas kick)	14-14	10:41	2Q
COLORADO — Brown 31 pass from Montez (Stefanou kick)	21-14	8:45	2Q
Arizona State — Benjamin 3 run (Zendejas kick)	21-21	5:23	2Q
COLORADO — Stefanou 25 FG	24-21	0:28	2Q
Arizona State — Zendejas 23 FG	21-24	3:42	3Q
COLORADO — Brown 20 pass from Montez (Stefanou kick)	31-24	1:10	3Q
Arizona State — Darby 39 pass from Daniels (Zendejas kick)	31-31	13:51	4Q
COLORADO — Stefanou 44 FG	34-31	2:03	4Q

**Attendance:** 45,786    **Time:** 3:20

**Weather (91°):** clear skies, 12% humidity, 8 mph winds from the west

TEAM STATISTICS	COLORADO	ARIZONA ST.
First Downs.....	20	21
Third Down Efficiency (Fourth).....	10-17 (1-1)	8-13 (0-1)
Rushes—Net Yards .....	40-138	28-108
Passing Yards .....	337	345
Passes (Att-Comp-Int).....	30-23-0	39-24-1
Total Offense.....	475	453
Return Yards .....	9	0
Punts: No-Average.....	3-35.0	2-58.5
Fumbles: No-Lost.....	1-1	0-0
Penalties/Yards .....	3/30	3/39
Quarterback Sacks—Yards .....	1-6	0-0
Time of Possession .....	31:56	28:04
Drives/Average Field Position .....	10/C32	11/AS28
Red Zone: Scores-Attempts (Points).....	3-4 (17)	3-3 (17)

**INDIVIDUAL STATISTICS**

**Rushing—Colorado:** Fontenot 25-89, Mangham 7-23, Smith 4-15, Montez 2-10, Stanley 1-2, Team 1-minus 1. **Arizona State:** Benjamin 20-83, Daniels 5-16, Long 2-10, Team 1-minus 1.

**Passing—Colorado:** Montez 30-23-0, 337, 3 td. **Arizona State:** Daniels 39-24-1, 345, 2 td.

**Receiving—Colorado:** Brown 9-150, Nixon 6-98, Stanley 3-42, Fontenot 3-22, Bisharat 1-2. **Arizona State:** Aiyuk 9-122, Williams 3-32, Kerley 2-59, Darby 2-49, Hodges 2-28, Newsome 2-25, Benjamin 2-0, Pearsall 1-19, Porter 1-11,

**Punting—Colorado:** Kinney 3-35.0 (39 long, 1 In20). **Arizona State:** Turk 2-58.5 (59 long, 1 In20).

**Punt Returns—Colorado:** Nixon 1-9. **Arizona State:** none. **Kickoff Returns—Colorado:** Nixon 3-98. **Arizona State:** Aiyuk 2-56.

**Tackle Leaders—Colorado:** Landman 8,1—9; Rakestraw 7,2—9; Van Diest 4,2—6; Lang 3,2—5; Onu 2,3—5; Miller 3,1—4; Sami 2,2—4; Tchangam 3,0—3; Taylor 2,1—3;

Abrams 2,0—2; Falo 1,0—1; A.Jones 1,0—1. **Arizona State:** Thomas 9,2—11; Phillips 9,1—10; Butler 5,2—7; Fields 5,2—7; Lole 1,5—6; Lucas 3,2—5.

**Quarterback Sacks—Colorado:** Lag 1-6. **Arizona State:** none.

**Interceptions—Colorado:** Rakestraw 1-0. **Arizona State:** none. **Passes Broken Up—Colorado:** Onu 2, Abrams, Blackmon, Miller, Rakestraw, Tchangam.

**Arizona State:** Butler, Jones, Phillips.

**GAME NOTES**

The 91-degree temperature at kickoff tied for the eighth-warmest for a CU game in its history (the 18th of 90 or hotter; CU is 9-9 in these games) ... Mel Tucker is just the second Colorado coach to win his first two games against ranked opponents (Nebraska, Arizona State). Rick Neuheisel won his first three in 1995 (Wisconsin, Texas A&M, Oklahoma); the only other CU coach to win the first time he faced a ranked opponent was Gary Barnett (Oklahoma, 1999) ... The Sun Devils now lead the series by an 8-3 margin, as the Buffs won for the first time in Tempe (1-5) and for the first time in back-to-back games in the series (nine of the games have been at night: ASU leads those, 6-3) ... CU is 4-5 in Pac-12 conference openers (3-1 on the road), averaging 36.3 points in its three wins ... The Buffs are 82-42-2 all-time in conference openers, including a 5-15-1 mark against ranked teams ... CU's last win on the road against a ranked team was on this very date (Sept. 21) in 2002, winning 31-17 at UCLA (snapping a 17-year, 29-game losing streak) ... CU moved to 2-0 against ranked teams this year, equaling its total over the previous nine seasons ... CU scored a touchdown on its first drive of the game for the third time in four tries in 2019 ... Colorado drove into ASU territory on its first six possessions (running 27 of its first 49 plays in the plus-zone) ... CU didn't get called for a penalty until there was 1:33 left in the third quarter and just had three in the game (one an unsportsmanlike call when the officials saw the retaliation after an ASU hard tackle) ... The Buffaloes did not allow a sack for the second time this season, and has yet to allow one in the second half ... This was the first game in 2019 that Colorado outgained its opponent (475-453) ... CU has now scored 56 of its last 57 times in goal-to-go situations (47 TD/9 FG; CU was not charged with an attempt for taking a knee at the end) ... **PK James Stefanou** made the game winner with 2:03 left in the game (he also kicked the game winner in overtime versus Nebraska); it's the latest in regulation that CU won a game with a field goal since **Kevin Eberhart** made a 45-yard field goal as time ran out lead CU to a 27-24 win over No.3 Oklahoma in Boulder on Sept. 29, 2007.

**ARIZONA 35, COLORADO 30****(OCTOBER 5, 2019)****FOLSOM FIELD, BOULDER**

BOULDER — An expected offensive shootout lived up to its billing at Folsom Field, but Colorado came out on the short end, dropping a 35-30 decision to Arizona.

The game featured nine lead changes, with Arizona scoring what proved to be the winning touchdown with 6:51 left in the game.

Arizona quarterback Khalil Tate had third straight big game against the Buffs, going 31-for-41 for 404 yards and three scores. CU quarterback Steven Montez was 28-for-42 for 299 yards and a touchdown, and Tony Brown had 10 catches for 141 yards and a 15-yard rushing touchdown.

CU took a 20-14 halftime lead into the locker room, thanks to a nine-play, 75-yard drive capped with a 12-yard Montez throw to tight end Brady Russell with three seconds left, as Montez scrambled for several seconds to keep the play alive.

But the Wildcats answered with a touchdown on their first possession of the second half, going 65 yards in just six plays for a 21-20 lead. CU then responded with a four-play, 68-yard scoring drive, with Steven Montez connecting with Tony Brown for a 49-yard gain before Brown ran 15 yards on a reverse on the next play for a touchdown and 27-21 lead.

Once again, though, the Wildcats responded. Tate directed a six-play, 85-yard drive, capped by a 5-yard Nathan Tilford run to put Arizona up 28-27 after the PAT.

But CU marched downfield to retake the lead on its next possession, going 72 yards before settling for a 20-yard James Stefanou field goal and a 30-28 lead with 11:29 left in the fourth period.

But that was more than enough time for the Wildcats to put together what proved

to be the game-winning drive. UA marched 77 yards on 13 plays, getting another 5-yard Tilford scoring run, and the PAT gave the Wildcats a 35-30 lead with 6:51 to go.

Colorado then had one more chance with the ball, but the drive ended on downs at midfield. Arizona took possession with 2:23 to go and ran the clock down.

After an unexpected defensive struggle for much of the first half, the two teams exploded to put 21 points on the board in the last two minutes of the second quarter.

Colorado started the run with a 38-yard trick play for a touchdown following an interception by CU's Mikial Onu. Montez handed off to running back Jaren Mangham, who ran left, then pitched back to wide receiver K.D. Nixon on a reverse. Montez then threw a big block to give Nixon enough time to heave a 38-yard scoring pass to a wide-open Dimitri Stanley in the end zone for a 13-7 CU lead.

But even before Buffs fans could finish celebrating, Arizona answered on the first play from scrimmage on its ensuing possession. Tate dropped back and hit a streaking Cedric Peterson with a 75-yard touchdown throw to put the Wildcats back in the lead, 14-13, with just 1:40 remaining.

That, though, was enough time for Montez to guide a nine-play, 75-yard scoring march. CU capped the drive with the 12-yard Montez pass to Russell.

Prior to the late scoring surge, the Buffs had taken the lead with a field goal on their first possession of the day before Arizona took the lead with a 90-yard touchdown drive late in the first quarter. Colorado finally pulled to within 7-6 on another Stefanou field goal with 2:37 to play in the second quarter, setting the stage for the frantic final minutes of the half.

Arizona.....	7	7	14	7	—	35
COLORADO .....	3	17	7	3	—	30

SCORING	Score	Time	Qtr
COLORADO — Stefanou 37 FG	3- 0	9:02	1Q
Arizona — Berryhill 7 pass from Tate (Havrisik kick)	3- 7	0:15	1Q
COLORADO — Stefanou 39 FG	6- 7	2:37	2Q
COLORADO — Stanley 38 pass from Nixon (Stefanou kick)	13- 7	1:50	2Q
Arizona — Peterson 75 pass from Tate (Havrisik kick)	13-14	1:40	2Q
COLORADO — Russell 12 pass from Montez (Stefanou kick)	20-14	0:03	2Q
Arizona — Casteel 33 pass from Tate (Havrisik kick)	20-21	13:11	3Q
COLORADO — Brown 15 run (Stefanou kick)	27-21	5:11	3Q
Arizona — Tilford 5 run (Havrisik kick)	27-28	3:42	3Q
COLORADO — Stefanou 20 FG	30-28	11:29	4Q
Arizona — Tilford 5 run (Havrisik kick)	30-35	6:51	4Q

**Attendance:** 52,569    **Time:** 3:05

**Weather (63°):** mostly sunny skies, 17% humidity, 9 mph winds from the southeast

TEAM STATISTICS	COLORADO	ARIZONA
First Downs.....	26	22
Third Down Efficiency (Fourth).....	6-16 (1-2)	8-14 (0-0)
Rushes—Net Yards .....	37-159	26-83
Passing Yards .....	299	404
Passes (Att-Comp-Int).....	42-28-0	41-31-1
Total Offense.....	496	487
Return Yards .....	23	2
Punts: No-Average.....	5-46.8	5-40.6
Fumbles: No-Lost.....	0-0	1-0
Penalties/Yards .....	8/85	1/5
Quarterback Sacks—Yards .....	0-0	0-0
Time of Possession .....	35:03	24:57
Drives/Average Field Position .....	12/C30	12/A22
Red Zone: Scores-Attempts (Points).....	4-4 (20)	3-3 (21)

**INDIVIDUAL STATISTICS**

**Rushing—Colorado:** Fontenot 21-94, Mangham 10-34, Montez 5-16, Brown 1-15. **Arizona:** Brightwell 11-27, Tate 4-23, Tilford 5-23, Smith 2-4, Taylor 1-4, Wiley 1-2, Casteel 1-1, Team 1-minus 1.

**Passing—Colorado:** Montez 42-28-0, 299, 1 td; Nixon 1-1-0, 38, 1 td. **Arizona:** Tate 41-31-1, 404, 3 td.

**Receiving—Colorado:** Brown 10-141, Fontenot 5-34, Stanley 4-75, Russell 3-32, Mangham 3-9, Arias 2-35, Nixon 1-7, Jackson 1-4. **Arizona:** Casteel 7-74, Wiley 6-48, Joiner 4-68, Cunningham 4-56, Peterson 3-99, Smith 2-20, Curry 1-19, Dixon 1-8, Berryhill 1-7, Brightwell 1-4, Johnson 1-1.

**Punting—Colorado:** Kinney 5-46.8 (63 long, 3 In20). **Arizona:** Aragon 5-40.6 (48 long, 1 In20).

**Punt Returns—Colorado:** Stanley 2-15. **Arizona:** Casteel 2-2. **Kickoff Returns—Colorado:** none. **Arizona:** Joiner 1-44, Cunningham 2-34.

**Tackle Leaders—Colorado:** Landman 10,1—11; Wells 9,1—10; Jones 5,0—5; Trujillo 2,3—5; Lewis 4,0—4; Abrams 2,2—4; Rakestraw 2,2—4; Taylor 2,2—4; Jordan 1,2—3; Van Diest 1,0—1; Williams 1,0—1. **Arizona:** Fields 10,1—11; Cooper 9,0—9; Schooler 6,2—8; S.Young 6,1—7; Burns 4,0—4; Connolly 4,0—4; C.Young 4,0—4.

**Quarterback Sacks—Colorado:** none. **Arizona:** none.

**Interceptions—Colorado:** Onu 1-8. **Arizona:** none. **Passes Broken Up—Colorado:** Abrams, Onu, Taylor. **Arizona:** Fields, Roland-Wallace.

**GAME NOTES**

With the attendance of **52,569** (sellout), the Buffs have drawn 154,680 for three games; the last time CU exceeded 150,000 for its first three home games was in 2011 (153,583), CU's first year in the Pac-12. This millennium, CU reached 150,000 after three games in 2000, 2005, 2008 and 2009 (154,849 that season, the most through three games in this span); it finished last century with eight straight years of 150k+ (1990 through 1997) after not doing so since 1974 ... The two sellouts this season are the most in a year since 2005 (two) ... CU lost the coin toss for the first time this year, but has still won it 33 of the last 43 games ... Colorado has scored on its first possession four of five times in 2019 (3 TD/1 FG) ... In the nine games in the series since CU joined the Pac-12, the winner has averaged 43.8 points per game (the loser has averaged 29.0) ... The Buffaloes are now 19-9 in Family Weekend games dating back to 1992 ... Colorado still leads the series by a 14-8 margin (but the series is tied in Boulder at 5-5) ... There were nine lead changes in today's game, fairly high for a football game ... Arizona has now gained 400-plus yards against CU in 10 straight games dating back to 1986 ... Colorado has gained 400-plus yards four times in its first five games for the second straight year and the fourth time in the last six ... The Buffaloes did not allow a quarterback sack for the third time this season (and thus still none in the second half) ... This is the first CU game where neither team had a quarterback sack since 2015 (Colorado State in week three) ... CU did not commit a turnover or allow a sack for the 23rd time since 1972 (19-4 record; 1-1 under Mel Tucker) ... CU has now scored 57 of its last 58 times in goal-to-go situations (47 TD/10 FG) over the course of its last 32 games (one situation today—field goal) ... CU allowed a season-low 83 rushing yards (3.2 per carry), with no double-digit rushing gains ... **CB K.J. Trujillo** and **OG Casey Roddick** made their first career starts ... **WR Tony Brown** (10-141, 7 FDE receiving; 1-15, 1 TD rushing) had a career high 10 receptions and had his second 100-yard game as a Buffalo (second in a row).

**OREGON 45, COLORADO 3****(OCTOBER 11, 2019)****AUTZEN STADIUM, EUGENE, ORE.**

EUGENE, Ore. — Colorado's hopes of claiming a third win over a ranked team in 2019 ran into a buzz saw as the Buffaloes dropped a 45-3 decision to No. 13 Oregon at Autzen Stadium.

Colorado's offense struggled all night against the Pac-12's top-ranked scoring defense. Mel Tucker's Buffs managed a field goal on their second possession of the night to pull within 7-3, but those ended up being the only points they could produce.

Oregon put the game away with a 21-point barrage over a seven-minute span late in the first half and early in the second.

CU quarterback Steven Montez, who had thrown just two interceptions in the first five games, had a career-high four passes picked off by the Ducks, and Oregon converted three of them into touchdowns. The Buffs also hurt themselves with season highs in penalties and yards — 14 for 114 — and Oregon's offense steadily wore the Buffs down as the game progressed.

Colorado's defense kept it in the game early, but the Buffs let a golden opportunity slip away late in the second quarter when they drove to the Oregon 1-yard line, only to come away empty after Montez was intercepted in the end zone.

The Ducks responded with an 80-yard touchdown drive to take a 24-3 lead at halftime, then added two more scores after two more Montez interceptions in the first five minutes of the second half to take a 38-3 lead and put the game away.

After Oregon drove 75 yards for a touchdown on the opening drive, CU's defense stiffened and gave the Buffs a chance to stay in the game. CU got on the board late in the first quarter with a 27-yard James Stefanou field goal to pull within 7-3 before the Ducks bumped the margin back to seven with a field goal on their next possession.

But after two Colorado three-and-outs, the Ducks finally found the end zone again, going 69 yards in seven plays to go up 17-3 with 7:39 left in the half, setting the stage for a key turning point.

The Buffs drove from their own 20 all the way to the Oregon 1-yard line on their next possession, aided by two pass interference penalties on the Ducks, a 16-yard Montez pass to Laviska Shenault Jr. and a 20-yard Alex Fontenot run.

But after a Fontenot run gave the Buffs second-and-goal from the 1-yard line, the drive stalled, ending on a Montez interception in the end zone.

The Ducks then went 80 yards in eight plays — aided by a 15-yard personal foul on Colorado — for a touchdown and 24-3 halftime lead.

Oregon then quickly put the game away for good early in the third quarter. UO's second interception of Montez gave the Ducks the ball at the CU 40 just two plays into the second half. Five plays later, Oregon extended its lead to 31-3 on a 13-yard Herbert pass to Jaylon Redd.

Oregon intercepted Montez again on CU's next possession, and a 53-yard return left the Ducks just 3 yards away from the end zone. They scored on the next play to take a 38-3 lead less than five minutes into the half.

Oregon added one more touchdown early in the fourth quarter to complete the scoring.

Stefanou — who had tied Mason Crosby's CU record of 10 consecutive field goals early in the game — missed a chance to own the record outright when his 33-yard try in the fourth quarter clanged off the right goal post.

<b>COLORADO</b> .....	<b>3</b>	<b>0</b>	<b>0</b>	<b>0</b>	<b>—</b>	<b>3</b>
<b>Oregon</b> .....	<b>7</b>	<b>17</b>	<b>14</b>	<b>7</b>	<b>—</b>	<b>45</b>

SCORING	Score	Time	Qtr
Oregon — Breeland 7 pass from Herbert (Lewis kick)	0- 7	11:37	1Q
COLORADO — Stefanou 27 FG	3- 7	2:46	1Q
Oregon — Lewis 32 FG	3-10	14:10	2Q
Oregon — Habibi-Likio 1 run (Lewis kick)	3-17	7:39	2Q
Oregon — Redd 3 run (Lewis kick)	3-24	0:20	2Q
Oregon — Redd 13 pass from Herbert (Lewis kick)	3-31	12:54	3Q
Oregon — Habibi-Likio 3 run (Lewis kick)	3-38	10:40	3Q
Oregon — Habibi-Likio 1 run (Lewis kick)	3-45	14:36	4Q

**Attendance:** 50,529    **Time:** 3:27

**Weather (55°):** scattered clouds, 60% humidity, 3 mph winds from the northwest

TEAM STATISTICS	COLORADO	OREGON
First Downs.....	22	25
Third Down Efficiency (Fourth).....	9-18 (0-2)	5-11 (1-3)
Rushes—Net Yards .....	40-168	36-252
Passing Yards .....	131	275
Passes (Att-Comp-Int).....	34-19-4	35-19-0
Total Offense .....	299	527
Return Yards .....	9	77
Punts: No-Average .....	4-44.8	2-48.5
Fumbles: No-Lost .....	0-0	0-0
Penalties/Yards .....	14/114	10/119
Quarterback Sacks—Yards .....	1-12	2-6
Time of Possession .....	35:37	24:23
Drives/Average Field Position .....	12/C24	12/O37
Red Zone: Scores-Attempts (Points) .....	1-4 (3)	7-9 (45)

**INDIVIDUAL STATISTICS**

**Rushing—Colorado:** Fontenot 15-71, Mangham 10-42, Smith 7-41, Montez 3-12, Stanley 1-4, Davis 2-4, Lytle 1-minus 1, Team 1-minus 1. **Oregon:** Verdell 14-171, Dye 3-54, Habibi-Likio 13-47; Felix 3-8, Redd 1-3, Herbert 1-minus 12, Team 1-minus 19.

**Passing—Colorado:** Montez 34-19-4, 131, 0 td; Lytle 0-0-0, 0. **Oregon:** Herbert 32-18-0, 261, 2 td; Shough 2-1-0, 14, 0 td; Team 1-0-0, 0.

**Receiving—Colorado:** Brown 5-16, Shenault 4-70, Stanley 4-17, Fontenot 3-12, Russell 1-8, Harris 1-5, Mangham 1-3. **Oregon:** Redd 4-75, Pittman 3-57, Breeland 3-53, Johnson 2-36, Johnson III 2-24, Verdell 2-8, Davis 1-14, Addison 1-4, Felix 1-4.

**Punting—Colorado:** Kinney 4-44.8 (48 long, 0 In20). **Oregon:** Maimone 2-48.5 (49 long, 0 In20).

**Punt Returns—Colorado:** Stanley 1-9. **Oregon:** Holland 2-24. **Kickoff Returns—Colorado:** Nixon 6-118. **Oregon:** Dye 1-21, Davis 1-18.

**Tackle Leaders—Colorado:** Landman 16, 0—16; Onu 4, 6—10; Abrams 4, 4—8; Jones 6, 1—7; Wells, 3, 2—5; Taylor 2, 1—3; Lang 2, 0—2; Murray 2, 0—2; Perry 2, 0—2; Rakestraw 1, 1—2; Trujillo 1, 1—2; Williams 1, 0—1. **Oregon:** Niu 5, 4—9; Breeze 4, 2—6; Woods 4, 2—6; Graham 4, 1—5; McKinley 3, 2—5; Young 2, 3—5; Slade-Matautia 1, 4—5; Cunningham 3, 1—4.

**Quarterback Sacks—Colorado:** Lang 1-12. **Oregon:** Winston 1-5, Heaukulani 1-1.

**Interceptions—Colorado:** none. **Oregon:** McKinley 2-53, Pickett 1-0, Young 1-0. **Passes Broken Up—Colorado:** Abrams 3, Jones, Onu, Perry, Rakestraw, Taylor, Trujillo.

**Oregon:** Lenoir, Slade-Matautia.

**GAME NOTES**

Oregon leads the series by a 13-9 margin (6-3 in Eugene) ... Colorado is now 5-9 in the state of Oregon (had won three straight) ... Oregon gained 500 yards against CU for the ninth straight game, while holding CU under 300 for the fourth time in the last seven games ... The Buffs went three-and-out on its first possession of the game for the first time in 2019; Oregon was the third team to score a TD on the opponents' first drive, though CU had not permitted a score in the last three games ... When Tyler Lytle was sacked for a 1-yard loss on CU's last offensive play, it was the first sack allowed by the Buffs in the second half this season ... The second quarter sack by Oregon snapped 117 consecutive pass plays by Colorado without allowing one ... Oregon was a season-best 14-of-25 on second downs against the Buffs; CU in turn was a season-worst 3-of-23 ... CU was 9-of-18 on third down, the third time in the last four games it was 50 percent or better (36-of-70 in this span) ... This was the first game this season that Colorado did not have an interception or force a turnover ... This was also the first time CU did not score a touchdown since losing 28-0 at Washington State on Oct. 21, 2017 ... **TE Beau Bisharat** (42nd career game) and **ILB Akil Jones** (23rd career game) made their first career starts ... **PK James Stefanou** (1-2 FG, 3 points) made his first try from 27 yards out to tie Mason Crosby's school record of 10 straight (five games between the 2004 and 2005); he missed his next from 33 yards (hit the right upright to remain tied with Crosby in the record books) ... **QB Steven Montez'** streak without an interception came to an end at 115 (span of four games); his four interceptions were a career-high (though three came on tipped/bobbled balls); the last Buff to throw four in a game was Nick Hirschman vs. Utah in Boulder on Nov. 23, 2012.



**WASHINGTON STATE 41, COLORADO 10****(OCTOBER 19, 2019)****MARTIN STADIUM, PULLMAN, WASH.**

PULLMAN, Wash. — Colorado's offense struggled all night and Washington State took advantage of every opportunity that came its way as the Buffaloes dropped a 41-10 decision at Martin Stadium.

The loss was CU's third in a row while WSU ended a three-game skid.

Colorado entered the game hoping to take advantage of a Washington State defense that had given up an average of 47 points per game in three Pac-12 contests. But the Buffs struggled from the beginning, with quarterback Steven Montez throwing a pair of interceptions in the first half and James Stefanou connecting on just one of three field goal attempts.

The Cougars, meanwhile, scored touchdowns on their first three possessions, including a drive that needed only 26 yards after Montez's first interception, to take a 21-3 lead after the first quarter.

For the second week in a row, the Buffs were plagued by problems in the red zone. CU reached inside the WSU 20-yard line twice in the first half, but came away with just three points.

Of Colorado's six first-half possessions, two ended on missed field goals (from 48 and 52 yards), two ended on interceptions, one resulted in a punt and one produced a 24-yard Stefanou field goal.

After Washington State scored on its first two possessions, the Buffs finally answered by marching deep into WSU territory and earning a first-and-goal from the 10-yard line. But the drive stalled after a short run and two incompletions, and CU had to settle for a Stefanou field goal to cut WSU's lead to 14-3.

The Cougars quickly answered with another touchdown drive, getting a 47-yard Max Borghi run to cap the march for a 21-3 lead with 1:49 still left in the first quarter.

After WSU's third touchdown, Colorado's defense stiffened. The Buffs stopped the Cougars on downs on their next possession, then forced a three-and-out.

But the Buffs' two ensuing drives ended with an interception in the end zone from the WSU 15-yard line and a three-and-out. That left WSU just enough time to drive for a field goal just before the half, leaving Colorado with a 24-3 halftime deficit.

The Buffs gave themselves some hope in the third quarter with two defensive stops to set the stage for a 51-yard march to the end zone. Montez connected with Laviska Shenault Jr. for 24 yards on third down to keep the drive alive before Shenault took a direct snap and powered into the end zone from 6 yards out.

That pulled CU to within 24-10 with 5:06 still left to play in the third period.

But the Cougars quickly answered with an 81-yard touchdown drive, getting a 44-yard Gordon touchdown pass to give WSU a three-score cushion, 31-10. It was one of three WSU touchdown plays of at least 22 yards, as Gordon also had a 22-yard touchdown pass and Max Borghi had a 47-yard scoring run.

WSU then added another touchdown and field goal in the fourth quarter to complete the scoring.

Montez was replaced by sophomore Tyler Lytle midway through the fourth quarter, but Lytle was hurt on his first play. That brought redshirt freshman Blake Stenstrom into the game for his first action, but his first collegiate pass was intercepted.

CU's run game was a bright spot, finishing with 179 yards. Sophomore running back Alex Fontenot had his second career 100-yard game, finishing with 105 yards on 11 carries. With the debut of DB Tarik Luckett, it marked the 14th true scholarship freshman to play for the Buffs this year, the second-most since 1984.

<b>COLORADO</b> .....	<b>3</b>	<b>0</b>	<b>7</b>	<b>0</b>	<b>- 10</b>
<b>Washington State</b> .....	<b>21</b>	<b>3</b>	<b>7</b>	<b>10</b>	<b>- 41</b>

<b>SCORING</b>	<b>Score</b>	<b>Time</b>	<b>Qtr</b>
Washington State — Borghi 4 pass from Gordon (Mazza kick)	0- 7	8:42	1Q
Washington State — Patmon 22 pass from Gordon (Mazza kick)	0-14	6:53	1Q
COLORADO — Stefanou 24 FG	3-14	2:15	1Q
Washington State — Borghi 47 run (Mazza kick)	3-21	0:22	1Q
Washington State — Mazza 20 FG	3-24	0:05	2Q
COLORADO — Shenault 6 run (Stefanou kick)	10-24	5:06	3Q
Washington State — Arconado 44 pass from Gordon (Mazza kick)	10-31	2:16	3Q
Washington State — Martin 1 pass from Gordon (Mazza kick)	10-38	11:31	4Q
Washington State — Mazza 36 FG	10-41	7:28	4Q

**Attendance:** 28,514    **Time:** 3:05

**Weather** (38°/32 wind chill): rain, 95% humidity, 10 mph winds from the northwest

<b>TEAM STATISTICS</b>	<b>COLORADO</b>	<b>WASH. STATE</b>
First Downs.....	18	22
Third Down Efficiency (Fourth).....	5-15 (0-0)	7-14 (0-1)
Rushes—Net Yards .....	36-179	20-128
Passing Yards .....	141	369
Passes (Att-Comp-Int).....	34-17-3	53-35-1
Total Offense.....	320	497
Return Yards .....	7	53
Punts: No-Average.....	6-42.5	4-46.2
Fumbles: No-Lost.....	0-0	1-0
Penalties/Yards .....	7/55	7/79
Quarterback Sacks—Yards .....	1-9	2-11
Time of Possession .....	30:55	29:05
Drives/Average Field Position .....	14/C27	13/O34
Red Zone: Scores-Attempts (Points).....	2-3 (10)	4-4 (20)

**INDIVIDUAL STATISTICS**

**Rushing—Colorado:** Fontenot 11-105, Mangham 8-42, Shenault 3-16, Brown 2-14, Davis 4-13, Smith 4-minus 1, Montez 3-minus 9, Team 1-minus 1. **Washington State:** Borghi 12-105, McIntosh 4-27, Markoff 1-1, Gordon 3-minus 5.

**Passing—Colorado:** Montez 30-16-2, 129, 0 td; Stenstrom 3-1-1, 12, 0 td; Lytle 1-0-0, 0. **Washington State:** Gordon 51-35-1, 369, 4 td; Tinsley 2-0-0, 0.

**Receiving—Colorado:** Shenault 4-46, Nixon 3-38, Brown 3-22, Russell 3-20, Fontenot 2-5, Jackson 1-12, Bell 1-minus 2. **Washington State:** Borghi 9-57, Arconado 5-109, Winston 5-82, Harris 4-42, Bell 4-32, Patmon 3-32, Martin 3-minus 6, Fisher 2-21.

**Punting—Colorado:** Kinney 6-42.5 (57 long, 1 In20). **Washington State:** Dragucevich 4-46.2 (62 long, 2 In20).

**Punt Returns—Colorado:** Stanley 1-7. **Washington State:** none. **Kickoff Returns—Colorado:** Nixon 2-43, Smith 2-3. **Washington State:** Harris 1-13, Fisher 1-8.

**Tackle Leaders—Colorado:** Taylor 10,1—11; Landman 7,2—9; Wells 5,4—9; Onu 5,2—7; Tchangam 4,1—5; Allen 3,0—3; Perry 3,0—3; Lang 2,1—3; Trujillo 2,1—3; Abrams 1,2—3; Jones 2,0—2; Cooper 1,0—1; M. Johnson 1,0—1; Rodman 1,0—1. **Washington State:** Woods 3,5—8; Rogers 4,3—7; Marsh 4,1—5; Beekman 3,2—5; Isom 3,1—4; Davis 1,3—4.

**Quarterback Sacks—Colorado:** Tchangam 1-9. **Washington State:** Block 1-5, Woods 1-4.

**Interceptions—Colorado:** Rakestraw 1-0. **Washington State:** Strong 1-34, Thomas 1-19, Hicks 1-0. **Passes Broken Up—Colorado:** Rakestraw 2, Taylor 2, Trujillo 2, Abrams, Landman, Montgomery, Perry. **Washington State:** Isom, Marsh.

**GAME NOTES**

Washington State has won three straight in the series to take a 7-6 lead (3-1 in Pullman) ... Colorado is now 6-8-1 in the state of Washington ... The Buffs have dropped three straight games overall to fall under .500 for the first time under first-year head coach Mel Tucker ... CU had 86 touches tonight without a fumble, extending the streak to 327; CU has not had one in three straight games, and the tailbacks have 0 in 230 touches this season (rushes and receptions) ... CU had 71 players on the trip, 59 got into the game (and 10 different players earned first downs) ... **CU Quarterback Snap Breakdown:** Montez (59 plays/298 yards); Lytle (1/0); Stenstrom (10/22) ... First Career Starts: **OG Jack Shutack** (7th career game), **S Mark Perry** (4th career game); Shutack is the first player to start as a walk-on since Ryan Moeller did at safety at Oregon in 2014 (the last OL to start as a walk-on was Keenan Stevens at center for the final nine games of the 2009 season) ... First Career Action: **QB Blake Stenstrom**, **CB Tarik Luckett** (Luckett is the 14th true freshman to see action for CU in 2019; the 14 true scholarship freshman are the second-most to see action in a season dating back to 1984; 15 saw action in 2011, while 13 did in 2012 ... **TB Alex Fontenot** (11-105 rushing) had his second 100-yard rushing day of his career (he had four carries of 10+ yards) ... **S/OLB Davion Taylor** (10,1—11 TT, 2 TFLs) had his first double-digit tackle game of the season, but inside those numbers are also three tackles for zero gains (so five tackles at or behind the line of scrimmage) and two third downs stops ... **ILB Nate Landman** (7,2—9 TT, 2 QBH, 1 PBU) had two third down stops and a fourth down stop.

**SOUTHERN CALIFORNIA 35, COLORADO 31****(OCTOBER 25, 2019)****FOLSOM FIELD, BOULDER**

BOULDER — Colorado led for much of the game under the Friday night lights at Folsom Field, but Southern California overcame a 10-point fourth quarter deficit to collect a 35-31 win.

It was CU's 14th loss to the Trojans in as many tries.

After falling behind early, 7-0, the Buffs rallied to take a 17-7 lead in the second quarter and still led 17-14 at the half. Colorado then scored two touchdowns in the first six minutes of the second half, sandwiched around a USC score, for a 31-21 lead.

But the Buffs couldn't find the end zone again and the Trojans managed two more touchdowns, the last coming with 2:12 left in the game, to collect the win.

Colorado quarterback Steven Montez accounted for all four CU touchdowns with 324 yards and three touchdowns passing and 45 yards and one touchdown rushing. CU's Laviska Shenault Jr. caught nine passes for 172 yards and one score.

The Buffs held the lead for nearly 43 minutes, including much of the first half and the entire third quarter. CU's offense, which had struggled in recent weeks, found its groove and the defense came up with some big plays and big stops against a talented USC offense.

Colorado took at 17-14 lead into the locker room at halftime, then needed just two plays to boost the margin to 10 after intermission. After a 4-yard Montez pass to Nixon, the CU quarterback connected with Shenault for a 71-yard touchdown to give CU a 24-14 edge just 45 seconds into the half.

The Trojans answered with a 75-yard scoring drive to close the gap back to 24-21 on a 21-yard Kedon Slovis pass to Tyler Vaughns, but the Buffs responded again, driving 66 yards for a touchdown on their next possession. Shenault kept the drive

alive with a 17-yard run on fourth down, and one play later, Montez scampered in from 17 yards out to give CU a 31-21 lead with 9:16 still to go in the third quarter.

Montez was injured late in the third quarter, but returned to the game in the fourth.

USC closed the CU lead to three early in the final period, needing five plays to go 66 yards for a touchdown. Slovis threw 44 yards to Michael Pittman for the score to cut Colorado's lead to 31-28 with 11:25 remaining.

Then, after two more Colorado punts, the Trojans finally took the lead, driving 89 yards in 12 plays. USC converted two third downs on the drive before getting a 37-yard scoring pass from Slovis to Pittman for the score and a 35-31 lead. CU forced a fumble and nearly came up with an interception on the drive, but both times the ball bounced USC's way.

Colorado took possession after the ensuing kickoff at its own 25 with 2:15 left on the clock and gained a quick first down, but the drive stalled near midfield and USC was then able to run the clock out for the win.

In the first half, Colorado overcame a quick USC opening touchdown to take a 17-7 lead. CU got a 22-yard James Stefanou field goal on its first possession, then drove 77 yards for a touchdown and 10-7 lead after CU freshman cornerback K.J. Trujillo recorded his first career interception. Montez threw 7 yards to K.D. Nixon for the touchdown.

Colorado extended the lead to 17-7 late in the second quarter on another 7-yard Montez pass to Nixon before the Trojans cut the gap to 17-14 with a long drive just before halftime.

<b>Southern California</b> .....	<b>7</b>	<b>7</b>	<b>7</b>	<b>14</b>	<b>—</b>	<b>35</b>
<b>COLORADO</b> .....	<b>3</b>	<b>14</b>	<b>14</b>	<b>0</b>	<b>—</b>	<b>31</b>

<b>SCORING</b>	<b>Score</b>	<b>Time</b>	<b>Qtr</b>
Southern California — St. Brown 37 run (McGrath kick)	0- 7	14:01	1Q
COLORADO — Stefanou 22 FG	3- 7	9:04	1Q
COLORADO — Nixon 7 pass from Montez (Stefanou kick)	10- 7	14:55	2Q
COLORADO — Nixon 7 pass from Montez (Stefanou kick)	17- 7	5:52	2Q
Southern California — Christon 3 pass from Slovis (McGrath kick)	17-14	2:48	2Q
COLORADO — Shenault 71 pass from Montez (Stefanou kick)	24-17	14:15	3Q
Southern California — Vaughns 21 pass from Slovis (McGrath kick)	24-21	12:15	3Q
COLORADO — Montez 17 run (Stefanou kick)	31-21	9:16	3Q
Southern California — Pittman 44 pass from Slovis (McGrath kick)	31-28	11:25	4Q
Southern California — Pittman 37 pass from Slovis (McGrath kick)	31-35	2:15	4Q

**Attendance:** 48,913    **Time:** 3:20

**Weather (52°):** clear, 50% humidity, 5 mph winds from the southwest

<b>TEAM STATISTICS</b>	<b>COLORADO</b>	<b>USC</b>
First Downs.....	25	30
Third Down Efficiency (Fourth).....	5-14 (1-2)	6-12 (0-0)
Rushes—Net Yards .....	34-196	26-112
Passing Yards .....	324	406
Passes (Att-Comp-Int).....	43-27-0	44-30-1
Total Offense.....	520	518
Return Yards .....	2	2
Punts: No-Average.....	6-42.3	4-46.0
Fumbles: No-Lost.....	0-0	2-0
Penalties/Yards .....	13/109	5/50
Quarterback Sacks—Yards .....	2-17	1-12
Time of Possession .....	34:07	25:53
Drives/Average Field Position .....	12/C26	13/SC23
Red Zone: Scores-Attempts (Points).....	4-4 (24)	1-2 (7)

**INDIVIDUAL STATISTICS**

**Rushing—Colorado:** Fontenot 16-57, Montez 7-45, Mangham 7-38, Stenstrom 1-27, Shenault 1-17, Brown 1-8, Nixon 1-4. **USC:** Christon 14-76, St. Brown 3-37, Jountti 2-5, Slovis 4-minus 6, Team 3-minus 13.

**Passing—Colorado:** Montez 43-27-0, 324, 3 td. **USC:** Slovis 44-30-1, 406, 4 td.

**Receiving—Colorado:** Shenault 9-172, Brown 5-67, Fontenot 5-29, Nixon 3-20, Mangham 2-19, Stanley 2-11, Russell 1-6. **USC:** Vaughns 8-104, Pittman 7-156, London 7-85, St. Brown 5-55, Christon 2-1, Jones 1-5.

**Punting—Colorado:** Kinney 6-42.3 (60 long, 5 In20). **USC:** Griffiths 4-46.0 (49 long, 1 In20).

**Punt Returns—Colorado:** Stanley 1-minus 1. **USC:** St. Brown 2-2. **Kickoff Returns—Colorado:** Nixon 1-33. **USC:** Jones 1-24.

**Tackle Leaders—Colorado:** Landman 7,2—9; Taylor 5,3—8; Tchangam 4,2—6; M.Johnson 5,0—5; Trujillo 5,0—5; Onu 4,1—5; Falo 4,0—4; Abrams 2,2—4; Rakestraw 2,2—4; Wells 1,3—4; Sami 1,2—3; Montgomery 2,0—2; Jordan 1,1—2. **USC:** Houston 7,2—9; Mauga 7,1—8; Pola-Mao 4,2—6; Taylor-Stuart 4,2—6; Williams 4,2—6; Griffin 3,2—5.

**Quarterback Sacks—Colorado:** Montgomery 1-10, Trujillo 1-7. **USC:** Tremblay 1-12.

**Interceptions—Colorado:** Trujillo 1-3. **USC:** none. **Passes Broken Up—Colorado:** Trujillo 2, Abrams, Falo, Landman, Taylor. **USC:** Griffith, Houston, Taylor-Stuart.

**GAME NOTES**

This was the lone game with two FBS teams on this Friday ... There were 13 scouts from 10 NFL teams in attendance ... The first quarter took only 33 minutes to play (and that was with 7:40 of commercials) ... Colorado outgained the opponent in the first quarter for just the second time this season (135-126) ... Ralphie did not run because she wasn't of the proper temperament, and her safety and that of her handlers is top priority (she has led the team out on Folsom 296 times since 1967; this was one of the few times she didn't run) ... CU dropped to 23-29-1 when wearing all black uniforms (0-7 with black helmets) and to 3-18 overall with the black headgear ... USC now leads the series 14-0 (7-0 in Boulder) ... All-time, CU is now 19-27 on Fridays (0-4 and against USC) ... CU had its 1940s logo (reborn in the 70s for shirts and decals) on its helmet, the first time CU didn't wear its official logo since the 2009 Wyoming game (throwback units with the 50s/60s horns) ... CU set a school record with no fumbles for a fourth straight game ... CU had 91 touches tonight without a fumble, extending the streak to 418; the tailbacks still have none in 260 touches this season (rushes and receptions) ... In the eight previous games against USC since the Buffs joined the Pac-12, the Trojans had outscored CU 180-47 in the first half and by 77-27 in the four games in Boulder ... This marked the fourth time CU had a lead versus USC since the Buffs joined the Pac-12 in 2011: CU led 7-0 in '11, 17-3 in '15 and 7-0 last year; CU led for 42:40 tonight after leading for just 34:02 in the previous eight games ... CU gained 219 yards in the third quarter, its second most in a quarter this year (behind 258 vs. Nebraska in the 4th). The Buffaloes scored their most points ever against USC (31; old: 29 in 2013), had their most total offense (520; old, 486 in 2017), and their most rushing yards (196; old, 172 in 2014).

**UCLA 31, COLORADO 14****(NOVEMBER 2, 2019)****ROSE BOWL, PASADENA**

PASADENA, Calif. — A slow start doomed Colorado as UCLA jumped out to a 17-0 first-quarter lead and the Buffaloes never recovered, dropping a 31-14 decision at the Rose Bowl.

CU's defense struggled early and the offense sputtered for much of the night as the Buffaloes suffered their fifth straight loss in finishing with a season-low 283 total yards.

After spotting the Bruins a 17-0 lead on UCLA's first three possessions, including a touchdown on the first play following an interception of CU quarterback Steven Montez, the Buffs finally got on the board with an 83-yard touchdown drive.

The big play of that possession was a 16-yard Montez completion to Brady Russell, with a 15-yard late hit penalty on the play putting CU at the UCLA 27-line. Freshman running back Jaren Mangham, who had 32 yards rushing on the drive, then ran for 16 yards before Montez scored from 2 yards out to cut UCLA's lead to 17-7 with 8:42 to go in the second quarter.

CU's defense then came up with consecutive stops, but the Buffs' offense couldn't capitalize. Colorado drove into UCLA territory in the final minute of the half, but the drive stalled at the Bruins 30 and a James Stefanou 47-yard field goal try went wide left to send CU into the locker room trailing 17-7 at intermission.

The Buffs then missed another chance to add to their point total early in the third quarter. After linebacker Carson Wells came up with an interception in UCLA territory, the Buffs moved 28 yards to the Bruins' 8-yard line before settling for a 27-yard Stefanou field goal try. But the attempt bounced off the right upright, leaving CU's deficit at 10 points, 17-7.

The Bruins then put the game away for all intents and purposes on the ensuing possession. UCLA drove 80 yards in 11 plays, getting a Josh Kelley 5-yard scoring run with 4:11 to go in the third quarter for a 24-7 lead.

Colorado did manage to crawl back to within 10 late in the fourth quarter, driving 68 yards in six plays for a touchdown. Montez completed six passes on the drive, including an 18-yarder to Dimitri Stanley, before finishing the march with a 27-yard scoring toss to Tony Brown to narrow UCLA's lead to 24-14 with 5:57 still remaining.

But the Bruins quickly answered with a 48-yard drive in four plays after recovering an onside kick attempt, with Kelley scoring from 35 yards out to give UCLA to complete the scoring with 4:14 to go.

The Bruins scored on their first three possessions of the night to set the tone.

After a Colorado punt on the opening drive, UCLA went 57 yards for a score, getting a 16-yard scoring toss from Thompson-Robinson to Devin Asiasi. The Bruins then added a field goal after another CU punt before CU's Montez was intercepted. UCLA needed just one play to bump its margin to 17-0, getting a 45-yard Thompson-Robinson touchdown pass to Ethan Fernea with 3:42 still to play in the first quarter.

The Buffs played the game without starting running back Alex Fontenot and starting cornerback K.J. Trujillo, who both sat out with injuries.

Mangham replaced Fontenot and another true freshman, Tarik Luckett, took Trujillo's place. It brought the total of true freshmen to start for Colorado this season to five, matching the most since the 2014 season. It also brought the total of Buffs who made their first starts for Colorado this season to 21.

Junior linebacker Nate Landman tied a career high with two sacks.

<b>COLORADO</b> .....	<b>0</b>	<b>7</b>	<b>0</b>	<b>7</b>	<b>- 14</b>
<b>UCLA</b> .....	<b>17</b>	<b>0</b>	<b>7</b>	<b>7</b>	<b>- 31</b>

<b>SCORING</b>	<b>Score</b>	<b>Time</b>	<b>Qtr</b>
UCLA — Asiasi 16 pass from Thompson-Robinson (Molson kick)	0-7	11:46	1Q
UCLA — Molson 28 FG	0-10	5:25	1Q
UCLA — Fernea 45 pass from Thompson-Robinson (Molson kick)	0-17	3:42	1Q
COLORADO — Montez 2 run (Stefanou kick)	7-17	8:14	2Q
UCLA — Kelley 5 run (Molson kick)	7-24	4:11	3Q
COLORADO — Brown 27 pass from Montez (E. Price kick)	14-24	5:57	4Q
UCLA — Kelley 35 run (Molson kick)	14-31	4:14	4Q

**Attendance:** 47,118    **Time:** 3:08

**Weather (74°):** partly cloudy, 23% humidity, 2 mph winds from the southwest

<b>TEAM STATISTICS</b>	<b>COLORADO</b>	<b>UCLA</b>
First Downs .....	19	24
Third Down Efficiency (Fourth) .....	6-16 (0-1)	6-13 (0-0)
Rushes—Net Yards .....	27-88	46-200
Passing Yards .....	195	226
Passes (Att-Comp-Int) .....	38-21-1	28-21-1
Total Offense .....	283	426
Return Yards .....	7	4
Punts: No-Average .....	6-39.2	4-41.5
Fumbles: No-Lost .....	1-0	0-0
Penalties/Yards .....	5/55	8/95
Quarterback Sacks—Yards .....	2-20	4-21
Time of Possession .....	25:33	34:27
Drives/Average Field Position .....	12/C28	13/U32
Red Zone: Scores-Attempts (Points) .....	1-2 (7)	3-3 (17)

**INDIVIDUAL STATISTICS**

**Rushing—Colorado:** Mangham 17-77, Shenault 1-15, Smith 2-minus 2, Montez 7-minus 2. **UCLA:** Kelley 23-126, Thompson-Robinson 11-38, Irby 4-21, Felton 5-20, Allen 1-2, Team 2-minus 7.

**Passing—Colorado:** Montez 38-21-1, 195, 1 td. **UCLA:** Thompson-Robinson 28-21-1, 226, 2 td.

**Receiving—Colorado:** Brown 6-77, Nixon 6-56, Russell 3-29, Shenault 3-19, Smith 2-6, Stanley 1-11. **UCLA:** Asiasi 4-45, Allen 4-29, Erwin 4-22, Felton 3-32, Philips 2-23, Cota 2-18, Fernea 1-45, Irby 1-12.

**Punting—Colorado:** Kinney 6-39.2 (45 long, 1 In20). **UCLA:** Lees 4-41.5 (48 long, 2 In20).

**Punt Returns—Colorado:** none. **UCLA:** none. **Kickoff Returns—Colorado:** none. **UCLA:** none.

**Tackle Leaders—Colorado:** Landman 11, 4—15; Jones 8, 0—8; Onu 6, 2—8; Wells 5, 2—7; Lang 2, 5—7; Luckett 6, 0—6; Johnson 3, 1—4; Taylor 3, 0—3; Sami 2, 0—2; Perry 1, 0—1; Rakestraw 1, 0—1; Thomas 1, 0—1; three with 0, 1—1. **UCLA:** Blaylock 7, 2—9; Barnes 4, 3—7; Odighizuwa 4, 0—4; Williams 3, 1—4; Shaw 2, 2—4; Toailoa 2, 2—4.

**Quarterback Sacks—Colorado:** Landman 2-20. **UCLA:** Barnes 1½-9, Odighizuwa 1-6, Woods 1-5, Guidry ½-1.

**Interceptions—Colorado:** Wells 1-7. **UCLA:** Barnes 1-4. **Passes Broken Up—Colorado:** Wells 2, Jones, Luckett, Perry. **UCLA:** Holmes.

**GAME NOTES**

CU's 65 plays were its second-fewest this season (60 vs. CSU in the opener), and its 25:33 of possession was a season low, as were the 426 total yards by UCLA, the fewest CU has allowed this season (previous: 439 vs. Air Force) ... UCLA now leads the series 11-4 (5-1 in Pasadena); the teams have split the last four, protecting their home turf ... CU wore its "Storm Trooper" look tonight (all white, head-to-toe) and are now 2-4 when wearing white helmets, jerseys and pants (lost last three) ... National Bison Day. Former president Barack Obama back in 2012 declared the first Saturday in November going forward as National Bison Day; but the day has yet to be very good to the Buffaloes who are now 0-7 on the day celebrating its mascot ... With first career starts tonight by **CB Tarik Luckett** and **TB Jaren Mangham**, that brings the total to five true freshmen making at least one start for CU this season (8 total starts) ... CU had 20 touches in the game before its first fumble in five games; the Buffaloes went 446 touches between fumbles (scrimmage, returns, fair catches, special team snaps). The tailbacks had 266 touches this season (rushes and receptions) before their first (Mangham early in the second quarter) ... In making his first career start and at 6-foot-2, Mangham was the tallest player to start a game at tailback for CU since Lawrence Vickers (6-2, 230) against Oklahoma State in Boulder on Oct. 9, 2004; that was his only start at tailback as he was a natural fullback. The last true tailback that tall was Chris Brown (6-3, 220) who started 10 games in 2002 ... CU allowed a season-high 201 yards in the first quarter but came back to allow a season-low 33 in the second ... **QB Steven Montez** tied the school record for the most career touchdown passes (60), as he pulled even with Sefo Liufau (2013-16), his predecessor, and Cody Hawkins (2007-10) ... **ILB Nate Landman** (15 tackles, 11 solo), tied his career-high with two quarterback sacks and was in on career-high four third down stops.

**COLORADO 16, STANFORD 13****(NOVEMBER 9, 2019)****FOLSOM FIELD, BOULDER**

BOULDER — Colorado's Evan Price kicked a 37-yard field goal on the last play of the game to give the Buffaloes a 16-13 win over Stanford at Folsom Field.

CU ended a five-game losing streak with the win in front of 49,224 and improved to 4-6 overall, 2-5 in Pac-12 play. The Cardinal dropped to 4-5, 3-4.

Mel Tucker's Buffs used the final six minutes of the game to drive into position for the game winner, going 61 yards in 12 plays. Price, subbing for an injured James Stefanou, calmly booted the kick through to break a 13-13 tie and give CU the win.

It was CU's first game-winning field goal on the final play of the game since Kevin Eberhart's kick beat No. 3 Oklahoma, 27-24, on the last play in 2007, and was just the third-ever in school history.

Colorado's defense was outstanding. CU not only held an opponent under 30 points for the first time this season, the Buffaloes also held Stanford to 372 total yards, a season low for an opponent. The Buffs also allowed Stanford to convert just three of 10 third-down tries.

Alex Fontenot rushed for 95 yards on 18 carries and Steven Montez added 40 yards rushing on 11 carries, including a 13-yard touchdown. Montez also completed 20 of 30 attempts for 186 yards with one interception, and Laviska Shenault Jr. had eight catches for 91 yards and a huge 5-yard run on fourth-and-1 on the game-winning drive.

Colorado scored its only touchdown of the day on the opening possession, marching 75 yards for a touchdown in nine plays. Fontenot ran four times for 34 yards and Montez ran twice for 22 yards, including the 13-yard touchdown run.

The Cardinal, meanwhile, managed a pair of field goals. Stanford drove to the CU 21 on its first possession before the Buffs came up with a big third-down stop to force

the Cardinal to settle for a 40-yard field goal to close CU's lead to 7-3.

Stanford then closed to within 7-6 midway through the second quarter after driving to the Colorado 17. The Buffs came up with another third-down stop, forcing an incomplection, and the Cardinal collected a 36-yard field goal.

CU added to its tally late in the second half after an interception from safety Derrion Rakestraw, his third of the season. CU drove from its own 20 to the Stanford 17, converting two third downs in the process, including a third-and-16 when Montez connected with Shenault for a 16-yard gain. A 34-yard Price field goal with 32 seconds left in the half gave CU a 10-6 lead.

The Buffs dodged a bullet early in the second half when Stanford missed a 32-yard field goal try on the Cardinal's first possession. But Stanford finally took its first lead of the game early in the fourth quarter. K.J. Costello connected with Simi Fehoko on a 79-yard touchdown pass and the Cardinal took a 13-10 lead with 14:05 left.

Colorado responded with a 69-yard drive that yielded a game-tying 23-yard field goal from Price. Fontenot ran for 37 yards on the march.

CU then forced a Stanford three-and-out and took over on its own 20-yard line after a Cardinal punt with 6:00 on the clock.

The Buffs methodically drove into Stanford territory, converting two third-down plays and a fourth down that saw Shenault run for 5 yards on fourth-and-1. Montez then threw a 12-yard completion to K.D. Nixon to the Stanford 17. Montez then took a snap and circled around and took a knee squarely between the hash marks. CU called timeout with two seconds remaining and possession at the Stanford 19, setting up Price's game-winning kick.

Stanford.....	3	3	0	7	—	13
COLORADO.....	7	3	0	6	—	16

SCORING	Score	Time	Qtr
COLORADO — Montez 13 run (E. Price kick)	7-0	11:14	1Q
Stanford — Sanborn 40 FG	7-3	5:58	1Q
Stanford — Sanborn 36 FG	7-6	9:09	2Q
COLORADO — E. Price 34 FG	10-6	0:32	2Q
Stanford — Fehoko 79 pass from Costello (Sanborn kick)	10-13	14:05	4Q
COLORADO — E. Price 23 FG	13-13	7:34	4Q
COLORADO — E. Price 37 FG	16-13	0:00	4Q

Attendance: 49,224 Time: 2:59

Weather (77°): sunny skies, 12% humidity, 3 mph winds from the southwest

TEAM STATISTICS	COLORADO	STANFORD
First Downs.....	24	15
Third Down Efficiency (Fourth).....	6-14 (2-2)	3-10 (0-0)
Rushes—Net Yards.....	41-172	25-127
Passing Yards.....	186	245
Passes (Att-Comp-Int).....	30-20-1	29-18-1
Total Offense.....	358	372
Return Yards.....	1	11
Punts: No-Average.....	4-50.0	3-43.3
Fumbles: No-Lost.....	0-0	0-0
Penalties/Yards.....	5/45	8/80
Quarterback Sacks—Yards.....	2-9	1-9
Time of Possession.....	32:07	27:3
Drives/Average Field Position.....	9/C22	9/S22
Red Zone: Scores-Attempts (Points).....	4-4 (16)	1-2 (3)

**INDIVIDUAL STATISTICS**

**Rushing—Colorado:** Fontenot 18-95, Montez 8-40, Mangham 11-18, Nixon 2-14, Shenault 1-5, Brown 1-0. **Stanford:** Scarlett 13-63, Jones 5-30, Peat 4-29, Costello 3-5.

**Passing—Colorado:** Montez 30-20-1, 245, 0 td. **Stanford:** Costello 29-18-1, 245, 1 td.

**Receiving—Colorado:** Shenault 8-91, Brown 3-32, Nixon 3-32, Stanley 2-12, Bell 1-8, Russell 1-7, Jackson 1-4, Mangham 1-0. **Stanford:** Parkinson 5-54, Wilson 3-34, Wedington 3-16, Fehoko 2-96, St. Brown 2-30, Fisk 1-6, Symonds 1-5, Jones 1-4.

**Punting—Colorado:** Kinney 4-50.0 (59 long, 1 In20). **Stanford:** Sanborn 3-43.3 (46 long, 1 In20).

**Punt Returns—Colorado:** none. **Stanford:** none. **Kickoff Returns—Colorado:** none. **Stanford:** none.

**Tackle Leaders—Colorado:** Taylor 6,2—8; Landman 5,3—8; Wells 4,2—6; Onu 5,0—5; Rakestraw 3,2—5; Lang 3,0—3; Trujillo 3,0—3; Jones 2,1—3; Sami 2,0—2; Johnson 1,1—2; Luckett 1,0—1; Williams 1,0—1; Perry 0,1—1. **Stanford:** Pryts 6,1—7; Toohill 6,0—6; Adebo 5,0—5; Booker 5,0—5; Beecher 4,1—5; Kelly 4,0—4; Head 2,2—4.

**Quarterback Sacks—Colorado:** Lang 1-6, Johnson 1-3. **Stanford:** Toohill 1-9.

**Interceptions—Colorado:** Rakestraw 1-1. **Stanford:** Parson 1-11. **Passes Broken Up—Colorado:** Landman, Luckett, Taylor, Trujillo. **Stanford:** Adebo.

**GAME NOTES**

This was Mel Tucker's 300th game as a full-time coach (140 FBS/160 NFL) ... The win snapped a five-game losing streak for the Buffs ... Another quick first quarter, taking 33 minutes of real time to play ... Game took 2:59 overall, CU's first-sub three-hour game since 2017 (2:57 vs. Washington in Boulder; just the 31st in the last 355 games dating back to 1990) ... Stanford's 54 plays were the fewest by an opponent since Arizona had 52 in 2012 ... The Buffs streak of allowing 30-plus points in 14 straight games came to an end ... This was the fewest points CU scoring in winning a game since 2016, when it defeated Stanford in Palo Alto, 10-5 ... The scoreless third quarter was just the second scoreless quarter CU has been involved in this year; the third against Air Force also featured goose eggs ... Stanford now leads the series 6-5 (3-3 in Boulder); the Cardinal lead 3-2 since the Buffs joined the Pac-12 ... CU wore all black today, and is now 24-29-1 in the look (have won three of last four) ... For just the fifth game in program history (and eighth time overall), the Buffaloes started a pair of true freshmen at cornerback; in 2012, **Kenneth Crawley** and **Yuri Wright** started against Sacramento State, Fresno State, Washington State and Arizona ... Ralphe V did not lead the team out for the second straight game today (and it was announced three days later that she retired: "The decision for her to run each game is made with the utmost of caution, with Ralphe's well-being always being our number one priority, along with the safety of her handlers," said **John Graves**, program manager. "Based on her temperament at her Friday practice last night, we just were not comfortable with Ralphe running today." ... CU had its sixth game this season without a fumble ... Stanford's 60 yards in the first quarter was an opponent low for the year (and the fourth lowest for any quarter), with its 151 yards the first time an opponent gained under 215 yards in the first half (and second-lowest for either half: Air Force 124 in the second); its 372 total yards was also an opponent low.



**COLORADO 20, WASHINGTON 14****(NOVEMBER 23, 2019)****FOLSOM FIELD, BOULDER**

BOULDER — Colorado's defense came up with a second straight outstanding effort and the Buffaloes offense delivered in the clutch to produce a 20-14 win over Washington at Folsom Field.

The game marked the final Folsom appearance for 17 CU seniors, and was also the final appearance for CU mascot Ralphie V, who had announced her retirement two weeks prior.

The Buffs clinched the win in the final minutes, forcing a UW punt from midfield while holding a 20-14 lead, then grinding out an 81-yard drive over the last 5:09 to end the game in victory formation deep in Huskies territory.

UW made just two forays into plus territory in the entire first half as the Buffs defense pitched a shutout for the first 30 minutes. The first ended deep in Colorado territory when the Buffs put big pressure on Washington's Jacob Eason, who forced a quick throw that was intercepted by Nate Landman.

The second came late in the half and the Buffs ended that drive by recording their fourth sack of the half to push UW back to midfield.

CU's offense, meanwhile, had trouble in the red zone early, but still got a pair of field goals from Evan Price. The first gave CU a 3-0 lead with 7:23 to go in the first quarter; the second came with 7:18 to go in the second for a 6-0 lead.

The Buffs finally found the end zone late in the first half when Montez connected with Shenault for his CU career-record 61st career touchdown pass, a 39-yard strike. Shenault made a terrific catch on the play, plucking it off the shoulder of defensive back Trent McDuffie, who almost had an interception. Price's PAT gave Colorado a 13-0 lead at the half.

But Washington took the opening second half kickoff and drove 75 yards in 15 plays for a touchdown. The Huskies converted four third downs on the drive, including one on a CU penalty, and capped the march with a 1-yard Richard Newton run to cut CU's lead to 13-7.

CU though, responded, going 82 yards in 11 plays for a touchdown. Montez completed two passes on the drive, including a 15-yarder to Tony Brown, and Fontenot carried eight times for 44 yards. Fontenot carried in from 2 yards out with 2:40 left in the third quarter and Price's PAT gave the Buffs a 20-7 lead.

Washington, however, made it a one-score game again with a 75-yard scoring drive in 12 plays. The Huskies converted two fourth downs on the march, a fourth-and-2 and a fourth-and-8. The second set up a 15-yard scoring pass from Eason to Cade Otton, cutting Colorado's lead to 20-14 with 12:35 to play.

The two teams then traded a pair of punts, with Colorado regaining possession with 5:09 left after a big sack from Mark Perry stranded UW at midfield.

The offense then put the game away. The Buffs started from their own 1-yard line and pounded out an 81-yard drive, eating up all the remaining clock in the process. CU forced Washington to use all its timeouts on the drive, then went into victory formation on the last play to end the game.

Montez actually missed three plays on the drive after taking a vicious hit after a 12-yard run, with freshman Blake Stenstrom stepping in behind center. But Montez returned to throw a key completion to Dimitri Stanley, then turned it over to Fontenot to hammer out the remainder of the drive.

Washington .....	0	0	7	7	—	14
COLORADO .....	3	10	7	0	—	20

SCORING	Score	Time	Qtr
COLORADO — E. Price 22 FG	3- 0	7:23	1Q
COLORADO — E. Price 23 FG	6- 0	7:18	2Q
COLORADO — Shenault 39 pass from Montez (E. Price kick)	13- 0	1:37	2Q
Washington — Newton 1 run (Henry kick)	13- 7	8:03	3Q
COLORADO — Fontenot 2 run (E. Price kick)	20- 7	2:40	3Q
Washington — Otton 15 pass from Eason (Henry kick)	20-14	12:35	4Q

Attendance: 44,618 Time: 3:04

Weather (39°): clear skies, 75% humidity, 3 mph winds from the south

TEAM STATISTICS	COLORADO	WASHINGTON
First Downs.....	23	17
Third Down Efficiency (Fourth).....	5-13 (1-2)	6-17 (2-2)
Rushes—Net Yards .....	41-207	32-32
Passing Yards .....	223	206
Passes (Att-Comp-Int).....	28-17-0	35-21-1
Total Offense .....	430	238
Return Yards .....	29	52
Punts: No-Average .....	4-45.8	7-48.0
Fumbles: No-Lost .....	1-0	0-0
Penalties/Yards .....	6/55	9/68
Quarterback Sacks—Yards .....	5-51	1-1
Time of Possession .....	31:00	29:00
Drives/Average Field Position .....	11/C30	10/W22
Red Zone: Scores-Attempts (Points).....	3-4 (13)	2-3 (14)

**INDIVIDUAL STATISTICS**

**Rushing—Colorado:** Fontenot 24-105, Montez 6-56, Mangham 5-27, Shenault 3-17, Nixon 1-4, Team 2-minus 2. **Washington:** Newton 12-32, Ahmed 13-29, Eason 7-minus 29.

**Passing—Colorado:** Montez 28-17-0, 223, 1 td. **Washington:** Eason 34-21-1, 206, 1 td; Fuller 1-0-0, 0.

**Receiving—Colorado:** Shenault 7-100, Brown 4-42, Stanley 3-52, Russell 1-24, Nixon 1-5, Fontenot 1-0. **Washington:** Fuller 6-43, Bryant 5-82, Byrum 3-41, Otton 3-25, Baccellia 2-10, Ahmed 1-3, Westover 1-2.

**Punting—Colorado:** Kinney 4-45.8 (62 long, 3 In20). **Washington:** Whitford 7-48.0 (57 long, In20).

**Punt Returns—Colorado:** Stanley 1-8. **Washington:** Fuller 1-52. **Kickoff Returns—Colorado:** Smith 1-18. **Washington:** none.

**Tackle Leaders—Colorado:** Landman 7,3—10; Jones 8,1—9; Lang 5,1—6; Abrams 4,2—6; Wells 4,2—6; Onu 4,1—5; Sami 4,1—5; Rakestraw 4,0—4; Taylor 4,0—4; Tchanga 3,1—4; Perry 2,1—3; Rodman 1,2—3; Williams 1,0—1. **Washington:** Olofoshio 9,2—11; Sirmon 5,1—6; Bryant 4,1—5; Manu 3,1—4; Williams 3,1—4; Molden 1,3—4; Taylor 3,0—3.

**Quarterback Sacks—Colorado:** Perry 1½-16, Lang 1-15, Taylor 1-11, Wells 1-6, Tchanga ½-3. **Washington:** Onwuzurike 1-1.

**Interceptions—Colorado:** Landman 1-21. **Washington:** none. **Passes Broken Up—Colorado:** Landman 2, Abrams, Rakestraw, Wells. **Washington:** McDuffie, Molden.

**GAME NOTES**

The Buffs are now 2-4-2 in Pac-12 home doubleheaders (back-to-back home league games); this was the second sweep when combined with the 16-13 over Stanford; the other came in 2016 (Washington State, Utah) ... CU last won two straight Pac-12 games to open the 2018 league slate ... CU is now 65-24 against unranked teams in November dating back to 1985 ... Washington's 238 total yards were the fewest CU allowed in game since last year's finale at Cal (211) ... The Buffs rushed for 207 yards (averaging 5.04 yards per carry), its second-most rushing yards this season (243 in the opener against CSU; it's the most in a league game since they had 217 against Oregon State last October) ... Washington now leads the series 12-6-1 (5-2 in Boulder, 7-1 since CU joined the Pac-12); UW had won nine straight, four in a row in Boulder. In 19 series games, this marked the first time Colorado had ever shut out Washington in the first half; previous low was in the 2000 game in Boulder when the Buffs led 7-3 at halftime, though Washington rallied to win, 17-14. CU's last two-score lead in the series came late in the first half in 2014 in Boulder, leading 20-10 (UW rallied to win, 38-23) ... CU had five sacks (four on third downs—17 of 22 this season have come on third or fourth down); UW came into tonight allowing just 13 in 10 games ... CU allowed season lows for a half in points (0; previous low—6 against Stanford) and in yards (91; Stanford had 123) ... CU last shutout an opponent in the first half on Sept. 15, 2018, leading New Hampshire 28-0 ... CU had its fourth turnover-free game of the year, tying the school record for a season ... This was the 48th time in school history CU has had a 100-yard rusher (Fontenot 105) and receiver (Shenault 100); CU is 37-11 in such games ... The Buffaloes had five quarterback sacks for 51 yards in losses; it was the second-most this season (six vs. Nebraska); the yards lost was a season-high, which reduced UW's rushing to 32 yards on 32 attempts (allowing for the sacks, it was still only 26 for 83, 3.2 per) ... Washington rushed 12 times on first down for a net 13 yards; it also gained a net minus-9 yards on its 17 third down plays.

**NOTABLE PERFORMANCES: THE LAST TIME****INDIVIDUAL**

<b>Kickoff Return For A Touchdown</b>	<b>Colorado:</b> Nelson Spruce vs. Cal in Boulder, Nov. 16, 2013 (onside, 46 yards; otherwise: M. Mosley vs. Utah, Nov. 23, 2012, 100 yds)
	<b>Opponent:</b> Reggie Dunn, Utah in Boulder, Nov. 23, 2012 (100 yards).
<b>Punt Return For A Touchdown</b>	<b>Colorado:</b> Laviska Shenault vs. Texas State in Boulder, Sept. 9, 2017 (55 yards; on a fumble return).
	<b>Opponent:</b> Boobie Hobbs, Utah in Boulder, Nov. 26, 2016 (55 yards).
<b>Interception Return For A Touchdown</b>	<b>Colorado:</b> Dante Wigley vs. Oregon State in Boulder, Oct. 27, 2018 (27 yards).
	<b>Opponent:</b> Ashlyn Davis, California at Berkeley, Nov. 24, 2018 (35 yards, TD; second in that game).
<b>Fumble Return/Recovery For A Touchdown</b>	<b>Colorado:</b> Mustafa Johnson vs. Colorado State in Denver, Aug. 30, 2019 (9 yards).
	<b>Opponent:</b> Tra'Mayne Bondurant, Arizona at Tucson, Nov. 8, 2014 (22 yards).
<b>Blocked Punt Return For A Touchdown</b>	<b>Colorado:</b> Lawrence Vickers vs. Washington State at Seattle, Sept. 11, 2004 (0 yards).
	<b>Opponent:</b> Grant Perry, Michigan at Ann Arbor, Sept. 17, 2016 (6 yards).
<b>Blocked Field Goal Return For A Touchdown</b>	<b>Colorado:</b> Has not occurred.
	<b>Opponent:</b> Max Bergen, Stanford at Palo Alto, Oct. 8, 2011 (75 yards; first-ever against Colorado)
<b>Blocked Punt</b>	<b>Colorado:</b> Alex Fontenot vs. California at Berkeley, Nov. 24, 2018 and vs. Utah in Boulder, Nov. 17, 2018.
	<b>Opponent:</b> Khaylan Thomas, Arizona State at Tempe, Nov. 4, 2017.
<b>Blocked PAT Kick</b>	<b>Colorado:</b> Terrance Lang vs. Oregon State in Boulder, Oct. 27, 2018.
	<b>Opponent:</b> Jordan Jackson, Air Force in Boulder, Sept. 14, 2019 ( <i>kicker: James Stefanou</i> )
<b>Blocked Field Goal</b>	<b>Colorado:</b> Chidobe Awuzie vs. UCLA in Boulder, Nov. 3, 2016.
	<b>Opponent:</b> Elu Aydon, Oregon State in Boulder, Oct. 27, 2018.
<b>Offensive Lineman To Score A Touchdown</b>	<b>Colorado:</b> Alex Kelley vs. Colorado State in Denver, Sept. 2, 2016 (recovered fumble in end zone).
	<b>Opponent:</b> Has not occurred.
<b>Defensive Two-Point Conversion</b>	<b>Colorado:</b> Greg Biekert vs. Nebraska in Boulder, Nov. 2, 1991.
	<b>Opponent:</b> Has not occurred.
<b>300 Yards Total Offense</b>	<b>Colorado:</b> 369, Steven Montez vs. Southern California in Boulder, Oct. 25, 2019 ( <i>324 pass, 45 rush</i> ).
	<b>Opponent:</b> 400, Kedon Slovis, Southern California in Boulder, Oct. 25, 2019 ( <i>406 pass, -6 rush</i> ).
<b>400 Yards Total Offense</b>	<b>Colorado:</b> 416, Steven Montez vs. Southern California in Boulder, Nov. 11, 2017 ( <i>376 pass, 40 rush</i> ).
	<b>Opponent:</b> 400, Kedon Slovis, Southern California in Boulder, Oct. 25, 2019 ( <i>406 pass, -6 rush</i> ).
<b>100 Yards Rushing</b>	<b>Colorado:</b> 105, Alex Fontenot vs. Washington in Boulder, Nov. 23, 2019 ( <i>24 attempts</i> ).
	<b>Opponent:</b> 126, Joshua Kelley, UCLA at Pasadena, Nov. 3, 2019 ( <i>23 attempts</i> ).
<b>200 Yards Rushing</b>	<b>Colorado:</b> 281, Phillip Lindsay vs. Arizona in Boulder, Oct. 7, 2017 ( <i>41 attempts</i> ).
	<b>Opponent:</b> 327, Khalil Tate, Arizona in Boulder, Oct. 7, 2017 ( <i>14 attempts</i> ).
<b>300 Yards Rushing</b>	<b>Colorado:</b> 309, Chris Brown vs. Kansas at Lawrence, Oct. 12, 2002.
	<b>Opponent:</b> 327, Khalil Tate, Arizona in Boulder, Oct. 7, 2017 ( <i>14 carries</i> ).
<b>Three Touchdowns Rushing</b>	<b>Colorado:</b> 3, Alex Fontenot vs. Colorado State in Denver, Aug. 30, 2019.
	<b>Opponent:</b> 3, Cyrus Habibi-Likio, Oregon at Eugene, Oct. 11, 2019.
<b>Four Touchdowns Rushing</b>	<b>Colorado:</b> 4, Michael Adkins II vs. Charleston Southern in Boulder, Oct. 19, 2013.
	<b>Opponent:</b> 4, Khalil Tate, Arizona in Boulder, Oct. 7, 2017.
<b>Two 100-Yard Rushers</b>	<b>Colorado:</b> Phillip Lindsay (31-144) and Sefo Liufau (23-108) vs. Washington State in Boulder, Nov. 19, 2016.
	<b>Opponent:</b> Adrian Martinez (15-117) and Greg Bell (13-104), Nebraska at Lincoln, Sept. 8, 2018.
<b>Three 100-Yard Rushers</b>	<b>Colorado:</b> Jon Keyworth (18-124), Paul Arendt (23-116) and Ward Walsh (15-101), vs. Air Force at USAFA, Nov. 21, 1970.
	<b>Opponent:</b> David Overstreet (18-258), Darrell Shepard (3-151) and George Rhymes (9-110), Oklahoma in Boulder, Oct. 4, 1980.
<b>300 Yards Passing</b>	<b>Colorado:</b> 324, Steven Montez vs. Southern California in Boulder, Oct. 25, 2019 ( <i>27-of-43</i> ).
	<b>Opponent:</b> 406, Kedon Slovis, Southern California in Boulder, Oct. 25, 2019 ( <i>30-of-44</i> ).
<b>400 Yards Passing</b>	<b>Colorado:</b> 455, Sefo Liufau vs. California at Berkeley, Sept. 27, 2014 ( <i>46-of-67</i> ).
	<b>Opponent:</b> 406, Kedon Slovis, Southern California in Boulder, Oct. 25, 2019 ( <i>30-of-44</i> ).
<b>Three Touchdowns Passing</b>	<b>Colorado:</b> 3, Steven Montez vs. Southern California in Boulder, Oct. 25, 2019.
	<b>Opponent:</b> 4, Kedon Slovis, Southern California in Boulder, Oct. 25, 2019.
<b>Four Touchdowns Passing</b>	<b>Colorado:</b> 4, Steven Montez vs. Colorado State in Denver, Aug. 31, 2018.
	<b>Opponent:</b> 4, Kedon Slovis, Southern California in Boulder, Oct. 25, 2019.
<b>Five Touchdowns Passing</b>	<b>Colorado:</b> 7, Sefo Liufau vs. California at Berkeley, Sept. 27, 2014 ( <i>school record</i> ).
	<b>Opponent:</b> 5, Khalil Tate, Arizona at Tucson, Nov. 2, 2018.
<b>Three Interceptions Thrown</b>	<b>Colorado:</b> 4, Steven Montez vs. Oregon at Eugene, Oct. 11, 2019.
	<b>Opponent:</b> 3, Ryan Burns, Stanford at Palo Alto, Oct. 22, 2016.
<b>Four Interceptions Thrown</b>	<b>Colorado:</b> 4, Steven Montez vs. Oregon at Eugene, Oct. 11, 2019.
	<b>Opponent:</b> 4, Graham Harrell, Texas Tech at Lubbock, Oct. 27, 2007.
<b>10 Receptions</b>	<b>Colorado:</b> 10, Tony Brown vs. Arizona in Boulder, Oct. 5, 2019 ( <i>141 yards</i> ).
	<b>Opponent:</b> 11, Isaiah Hodgins, Oregon State in Boulder, Oct. 27, 2018 ( <i>146 yards</i> ).
<b>100 Yards Receiving</b>	<b>Colorado:</b> 100, Laviska Shenault vs. Washington in Boulder, Nov. 23, 2019 ( <i>7 receptions</i> ).
	<b>Opponent:</b> 156, Michael Pittman & 104, Tyler Vaughns, Southern California in Boulder, Oct. 25, 2019 ( <i>7 &amp; 8 receptions</i> ).
<b>200 Yards Receiving</b>	<b>Colorado:</b> 211, Laviska Shenault vs. Colorado State in Denver, Aug. 31, 2018 ( <i>11 receptions</i> ).
	<b>Opponent:</b> 208, Ryan Broyles, Oklahoma at Norman, Oct. 30, 2010 ( <i>9 receptions</i> ).
<b>Two Touchdowns Receiving</b>	<b>Colorado:</b> 2, K.D. Nixon vs. Southern California in Boulder, Oct. 25, 2019.
	<b>Opponent:</b> 2, Michael Pittman, Southern California in Boulder, Oct. 25, 2019.
<b>Three Touchdowns Receiving</b>	<b>Colorado:</b> 3, Tony Brown vs. Arizona State at Tempe, Sept. 21, 2019.
	<b>Opponent:</b> 3, Nelson Agholor, Southern California at Los Angeles, Oct. 18, 2014.
<b>Two 100-Yard Receivers</b>	<b>Colorado:</b> Laviska Shenault (11-211) and K.D. Nixon (6-112) vs. Colorado State in Denver, Aug. 31, 2018.
	<b>Opponent:</b> Michael Pittman (7-156) and Tyler Vaughns (8-104), Southern California in Boulder, Oct. 25, 2019.
<b>100-Yard Rusher &amp; Receiver</b>	<b>Colorado:</b> Alex Fontenot (24-105) rushing & Laviska Shenault (7-100 receiving) vs. Washington in Boulder, Nov. 23, 2019.
	<b>Opponent:</b> Max Borghi (12-105 rushing) & Brandon Arcanado (5-109 receiving), Washington State at Pullman, Oct. 19, 2019.
<b>100-Yard Rusher &amp; Receiver (same player)</b>	<b>Colorado:</b> Cortlen Johnson (27-172 rushing; 6-105 receiving), vs. Iowa State at Ames, Nov. 10, 2001.
	<b>Opponent:</b> Has not occurred.



### The Last Time, continued...

Four Touchdowns In A Game	Colorado:	4, Laviska Shenault vs. Arizona State in Boulder, Oct. 8, 2017 (2 rushing, 2 receiving).
	Opponent:	4, Khalil Tate, Arizona in Boulder, Oct. 7, 2017 (4 rushing).
Four Field Goals In A Game	Colorado:	4, Will Oliver vs. Colorado State in Denver, Sept. 1, 2013.
	Opponent:	4, Jordan Choukair, Oregon State at Corvallis, Oct. 14, 2017.
50-Yard Field Goal	Colorado:	53, James Stefanou vs. Arizona State at Tempe, Nov. 4, 2017.
	Opponent:	51, Matt Gay, Utah in Boulder, Nov. 17, 2018.
Two Interceptions In A Game	Colorado:	2, Mikial Onu vs. Colorado State in Denver, Aug. 30, 2019.
	Opponent:	2, Verone McKinley, Oregon at Eugene, Oct. 11, 2019.
Three Interceptions In A Game	Colorado:	3, Terrence Wheatley vs. Texas Tech at Lubbock, Oct. 27, 2007.
	Opponent:	3, Philip Thomas, Fresno State at Fresno, Sept. 15, 2012.
Four Interceptions In A Game	Colorado:	Has not occurred.
	Opponent:	4, Frank Nelson, Utah at Salt Lake City, Nov. 2, 1946.
Three Quarterback Sacks In A Game	Colorado:	3 (for 21 yards), Mustafa Johnson vs. Nebraska in Boulder, Sept. 7, 2019.
	Opponent:	4 (for 31 yards), Vilas Fauonuku, Utah at Salt Lake City, Nov. 28, 2015.
Four Quarterback Sacks In A Game	Colorado:	4½ (for 46), Ron Woolfork vs. Iowa in Boulder, Sept. 26, 1992.
	Opponent:	4 (for 31 yards), Vilas Fauonuku, Utah at Salt Lake City, Nov. 28, 2015.

### TEAM

Shut Out (Defensive)	Colorado:	Game: 48-0, vs. Nicholls State in Boulder, Sept. 26, 2015.
		Through 3rd Qtr: 37-0, vs. Colorado State in Denver, Sept. 2, 2016.
		At Half: 13-0, vs. Washington in Boulder, Nov. 23, 2019.
	Opponent:	Game: 0-28, by Washington State at Pullman, Oct. 21, 2017.
		Through 3rd Qtr: 0-21, by Washington State at Pullman, Oct. 21, 2017.
		At Half: 0-17, by Nebraska in Boulder, Sept. 7, 2019.
Safety	Colorado:	vs. Oregon in Boulder, Oct. 22, 2011 (Terrel Smith tackled Cliff Harris in end zone).
	Opponent:	by Stanford at Palo Alto, Oct. 22, 2016 (Sefo Liufau ran out of back of end zone).
Held To No Offensive Touchdowns	Colorado:	by Oregon at Eugene, Oct. 11, 2019.
	Opponent:	Texas State in Boulder, Sept. 9, 2017; Colorado State in Denver, Sept. 1, 2017; Stanford at Palo Alto, Oct. 22, 2016.
30 First Downs In A Game	Colorado:	30, vs. Northern Colorado in Boulder, Sept. 16, 2017.
	Opponent:	30, by Southern California in Boulder, Oct. 25, 2019.
Held Under 10 First Downs	Colorado:	9, by Washington at Santa Clara, Pac-12 Championship Game, Dec. 2, 2016.
	Opponent:	7, vs. Arizona State in Boulder, Oct. 15, 2016.
500 Yards Total Offense In A Game	Colorado:	520, vs. Southern California in Boulder, Oct. 25, 2019 (196 rush, 324 pass).
	Opponent:	518, by Southern California in Boulder, Oct. 25, 2019 (112 rush, 406 pass).
600 Yards Total Offense In A Game	Colorado:	603, vs. Washington State in Boulder, Nov. 19, 2016 (258 rush, 345 pass).
	Opponent:	616, by Arizona in Boulder, Oct. 17, 2015 (291 rush, 325 pass).
Held Under 200 Yards Total Offense In A Game	Colorado:	196, by Utah in Boulder, Nov. 17, 2018 (34 rush, 162 pass).
	Opponent:	199, Arizona State in Boulder, Oct. 15, 2016 (50 rush, 149 pass).
Held Under 100 Yards Total Offense In A Game	Colorado:	76, by Stanford in Boulder, Nov. 3, 2012 (-21 rush, 97 pass).
	Opponent:	96, Idaho State in Boulder, Sept. 10, 2016 (29 rush, 67 pass).
300 Yards Rushing In A Game	Colorado:	311, vs. New Hampshire in Boulder, Sept. 15, 2018.
	Opponent:	329, by Nebraska at Lincoln, Sept. 8, 2018.
400 Yards Rushing In A Game	Colorado:	427, vs. Kansas at Lawrence, Oct. 12, 2002.
	Opponent:	413, by Arizona in Boulder, Oct. 7, 2017.
500 Yards Rushing In A Game	Colorado:	502, vs. Missouri in Boulder, Nov. 11, 2000.
	Opponent:	516, by Missouri at Columbia, Oct. 6, 1984.
Held Under 100 Yards Rushing In A Game	Colorado:	88, by UCLA at Pasadena, Nov. 2, 2019 (27 attempts; included four sacks for 21 yards).
	Opponent:	32, vs. Washington in Boulder, Nov. 23, 2019 (32 attempts; included five sacks for 51 yards).
400 Yards Passing In A Game	Colorado:	401, vs. Arizona State at Tempe, Oct. 10, 2015.
	Opponent:	406, by Southern California in Boulder, Oct. 25, 2019.
500 Yards Passing In A Game	Colorado:	533, vs. NE Louisiana in Boulder, Sept. 16, 1995.
	Opponent:	523, by Fresno State at Honolulu, Dec. 25, 1993 (Aloha Bowl; only time ever vs. Colorado)
Held Under 100 Yards Passing In A Game	Colorado:	94, by Washington State at Pullman, Oct. 21, 2017.
	Opponent:	67, vs. Idaho State in Boulder, Sept. 10, 2016.
Averaged Over Eight Yards Per Play	Colorado:	9.17, vs. Colorado State in Denver, Aug. 31, 2018 (65-596).
	Opponent:	8.20, by Arizona at Tucson, Nov. 2, 2018 (69-566).
Held Under Three Yards Per Play	Colorado:	2.93, by Utah in Boulder, Nov. 17, 2018 (67-196).
	Opponent:	1.75, vs. Idaho State in Boulder, Sept. 26, 2015 (55-96).
Four Interception Game	Colorado:	4, vs. Texas Tech at Lubbock, Oct. 27, 2007.
	Opponent:	4, by Oregon at Eugene, Oct. 11, 2019.
Five Interception Game	Colorado:	5, vs. Texas Tech at Lubbock, Nov. 1, 2003.
	Opponent:	5, by Oklahoma in Boulder, Oct. 17, 1992.
Six Quarterback Sacks	Colorado:	6 (for 33 yards), vs. Nebraska in Boulder, Sept. 7, 2019.
	Opponent:	7 (for 43 yards), by Nebraska at Lincoln, Sept. 8, 2018.
Forced Six (Five) Lost Opponent Fumbles	Colorado:	6, vs. Kansas State in Boulder, Oct. 22, 1983 (5 vs. Nebraska in Boulder, Nov. 26, 1999)
	Opponent:	6, by Nebraska at Lincoln, Oct. 25, 1975 (5 by Oklahoma State at Stillwater, Nov. 8, 1980).
Forty-Minute Time of Possession Game	Colorado:	41:05, vs. UCLA at Pasadena, Oct. 31, 2015.
	Opponent:	41:46, by Washington State in Boulder, Nov. 10, 2018.
Turnover-Free Game	Colorado:	vs. Washington in Boulder, Nov. 23, 2019.
	Opponent:	by Oregon at Eugene, Oct. 11, 2019.
Did Not Punt	Colorado:	vs. Iowa State in Boulder, Nov. 19, 1994.
	Opponent:	by Washington at Seattle, Nov. 9, 2013 (just second time since 1983; Baylor in 2010).
Recovered Own Onside Kick	Colorado:	vs. Southern California at Los Angeles (Kyle Trego), Oct. 13, 2018; 0-of-last-2 (2-of-last 9 back to 2014).
	Opponent:	by California in Boulder, Nov. 16, 2013; 0-of-last-4.





## CAREER SINGLE GAME BESTS

(for those who have regularly appeared in games)

**DELRIK ABRAMS, CB**

Total Tackles—9, at Nebraska, 9/8/18  
Solo Tackles—6, twice (last: at Nebraska, 9/8/18)  
Interceptions—N/A  
Pass Deflections—3, twice (last: at Oregon, 10/11/19)

**DANIEL ARIAS, WR**

Receptions—2, vs. Arizona, 10/05/19  
Receiving Yards—37, at Washington, 10/20/18  
Long Reception—37, at Washington, 10/20/18 (TD)  
Receiving TDs—1, at Washington, 10/20/18

**MAURICE BELL, WR**

Receptions—1, twice (last: , vs. Stanford, 11/09/19)  
Receiving Yards—8, vs. Stanford, 11/09/19  
Long Reception—8, vs. Stanford, 11/09/19  
Receiving TDs—N/A

**BEAU BISHARAT, TE (TB)**

Rushing High—13-92, vs. New Hampshire, 9/15/18  
Long Run—47, vs. New Hampshire, 9/15/18  
Receptions—1, thrice (last: at Arizona State, 9/21/19)  
Receiving Yards—6, vs. California, 10/28/18  
Receiving TDs—1, vs. Colorado State, 8/31/18

**MEKHI BLACKMON, CB**

Total Tackles—4, twice (last: vs. Nebraska, 9/07/19)  
Solo Tackles—4, twice (last: vs. Colorado State, 8/30/19)  
Interceptions—N/A  
Pass Deflections—1, four times (last: at Arizona St., 9/21/19)

**TONY BROWN, WR**

Receptions—10, vs. Arizona State, 10/05/19  
Receiving Yards—150, at Arizona State, 9/21/19  
Long Reception—53, twice (vs. New Hampshire, UCLA)  
Receiving TDs—3, at Arizona State, 9/21/19

**JACOB CALLIER, OLB**

Total Tackles—3, vs. New Hampshire, 9/15/18  
Solo Tackles—3, vs. New Hampshire, 9/15/18  
QB Sacks—1, twice (last: vs. New Hampshire, 9/15/18)  
Third Down Stops—2, vs. Colorado State, 9/01/17

**NU'UMOTU FALO, Jr., OLB**

Total Tackles—4, thrice (last: vs. USC, 10/25/19)  
Solo Tackles—4, twice (last: vs. USC, 10/25/19)  
QB Sacks—1, at Arizona, 11/12/16  
Third Down Stops—1, five times (last: vs. Utah, 11/26/16)  
Pass Deflections—2, vs. UCLA, 11/3/16

**ALEX FONTENOT, TB**

Rushing Attempts—25, at Arizona State, 9/21/19  
Rushing Yards—125, Colorado State, 8/30/19  
Long Run—32, Colorado State, 8/30/19 (TD)  
Rushing TDs—3, Colorado State, 8/30/19

**TYLER FRANCIS, PK**

Field Goals Made—2, at Arizona, 11/02/18  
Field Goals Attempted—2, at Arizona, 11/02/18  
Long Field Goal—48, at Arizona, 11/02/18  
PAT Made—4, at Arizona, 11/02/18

**JALEN HARRIS, TE**

Receptions—4, vs. Air Force, 9/14/19  
Receiving Yards—24, vs. Colorado State, 8/30/19  
Long Reception—23, vs. Colorado State, 8/30/19  
Receiving TDs—1, vs. Colorado State, 8/30/19

**JAYLON JACKSON, WR**

Receptions—6, at Arizona, 11/02/18  
Receiving Yards—57, vs. Nebraska, 9/07/19  
Long Reception—57, vs. Nebraska, 9/07/19  
Receiving TDs—N/A

**MUSTAFA JOHNSON, DE**

Total Tackles—10, twice (last: vs. Arizona State, 10/06/18)  
Solo Tackles—8, twice (last: vs. Oregon State, 10/27/18)  
QB Sacks—3, vs. Nebraska, 9/07/19  
Third Down Stops—3, vs. Nebraska, 9/07/19

**AKIL JONES, ILB**

Total Tackles—10, vs. Air Force, 9/14/19  
Solo Tackles—8, twice (last: Washington, 11/23/19)  
Third Down Stops—2, vs. Air Force, 9/14/19  
QB Sacks—N/A

**JANAZ JORDAN, DT**

Total Tackles—3, vs. Arizona, 10/05/19  
Solo Tackles—1, twice (last: vs. USC, 10/25/19)  
QB Sacks—N/A  
Third Down Stops—N/A

**ALEX KINNEY, P**

Punts—10, at Washington State, 10/21/17  
Average (min. 5 punts)—51.2, at Arizona State, 11/04/17 (5)  
Long Punt—70, vs. Texas State, 9/09/17

50-Plus—3, twice (last: vs. Air Force, 9/14/19)  
Inside-the-20—5, thrice (last: vs. USC, 10/25/19)

**NATE LANDMAN, ILB**

Total Tackles—19, vs. Utah, 11/17/18  
Solo Tackles—16, at Oregon, 10/11/19  
QB Sacks—2, vs. Oregon State, 10/27/18  
Third Down Stops—4, at UCLA, 11/02/19  
Pass Deflections—3, at California, 11/24/18  
Interceptions—1, thrice (last: vs. Washington, 11/23/19)

**TERRANCE LANG, DE**

Total Tackles—7, at UCLA, 11/02/19  
Solo Tackles—5, vs. Washington, 11/23/19  
QB Sacks—1, six times (last: vs. Washington, 11/23/19)  
Third Down Stops—2, twice (last: at California, 11/24/18)

**TYLER LYTLE, QB**

Pass Attempts—5, vs. Utah, 11/17/18  
Pass Completions—4, vs. Utah, 11/17/18  
Passing Yards—55, vs. Utah, 11/17/18  
TD Passes—N/A  
Long Pass—33, vs. Utah, 11/17/18  
Interceptions—1, vs. Utah, 11/17/18  
Rating (min 10 att.)—132.4, vs. Utah, 11/17/18

**JAREN MANGHAM, TB**

Rushing Attempts—17, at UCLA, 11/02/19  
Rushing Yards—77, at UCLA, 11/02/19  
Long Run—19, vs. Air Force, 9/14/19  
Rushing TDs—2, vs. Nebraska, 9/07/19

**CHRIS MILLER, CB**

Total Tackles—4, thrice (last: at Arizona State, 9/21/19)  
Solo Tackles—3, twice (last: at Arizona State, 9/21/19)  
Interceptions—1, vs. Nebraska, 9/07/19  
Pass Deflections—1, twice (last: at Arizona St., 9/21/19)

**STEVEN MONTEZ, QB**

Pass Attempts—50, at Nebraska, 9/08/18  
Pass Completions—33, at Nebraska, 9/08/18  
Passing Yards—376, vs. Southern California, 11/11/17  
TD Passes—4, twice (last: vs. Colorado State, 8/31/18)  
Long Pass—96, vs. Nebraska, 9/07/19 (TD)  
Interceptions—4, at Oregon, 10/11/19  
Rating (min 10 att.)—246.4, vs. Colorado State, 8/31/18  
Rushing Attempts—21, at Oregon, 9/24/16  
Rushing Yards—135, at Oregon, 9/24/16  
Long Run—38, vs. Colorado State, 8/31/18 (TD)  
Rushing TDs—2, vs. UCLA, 9/28/18

**K.D. NIXON, WR**

Receptions—13, vs. Oregon State, 10/27/18  
Receiving Yards—198, vs. Oregon State, 10/27/18  
Long Reception—96, vs. Nebraska, 9/07/19 (TD)  
Receiving TDs—2, twice (last: vs. USC, 10/25/19)

**SAM NOYER, S**

Total Tackles—N/A  
Solo Tackles—N/A  
Interceptions—N/A  
Pass Deflections—N/A  
Passing Highs—7-of-18, 53 yards, at Wash. St. 10/21/17

**MIKIAL ONU, CB**

Total Tackles—12, vs. Air Force, 9/14/19  
Solo Tackles—10, vs. Air Force, 9/14/19  
Interceptions—2, vs. Colorado State, 8/30/19  
Pass Deflections—2, at Arizona State, 9/21/19

**DAVIS PRICE, P/PK**

Field Goals Made—2, vs. Oregon State, 10/01/16  
Field Goals Attempted—2, vs. Oregon State, 10/01/16  
Long Field Goal—54, vs. Oregon State, 10/01/16  
PAT Made—7, at Arizona, 11/12/16  
Punts—9, at Southern California, 10/13/18  
Average (min. 5 punts)—41.9, at Southern Cal, 10/13/18  
Long Punt—58, vs. UCLA, 9/28/18  
50-Plus—1, twice (last: at Southern California, 10/13/18)  
Inside-the-20—4, thrice (last: vs. Oregon State, 10/27/18)

**EVAN PRICE, PK**

Field Goals Made—3, vs. Stanford, 11/09/19  
Field Goals Attempted—3, twice (last: vs. Stanford, 11/09/19)  
Long Field Goal—37, twice (last: vs. Stanford, 11/09/19)  
PAT Made—4, vs. Oregon State, 10/27/18

**DERRIN RAKESTRAW, S**

Total Tackles—9, at Arizona State, 9/21/19  
Solo Tackles—7, at Arizona State, 9/21/19  
Interceptions—1, four times (last: Stanford, 11/09/19)  
Pass Deflections—2, at Washington State, 10/19/19

**NA'IM RODMAN, DL**

Total Tackles—3, vs. Washington, 11/23/19  
Solo Tackles—1, 4 times (last: vs. Washington, 11/23/19)  
QB Sacks—N/A  
Third Down Stops—1, at Arizona State, 9/21/19

**BRADY RUSSELL, TE**

Receptions—4, twice (last: vs. Nebraska, 9/07/19)  
Receiving Yards—44, vs. Colorado State, 8/30/19  
Long Reception—27, vs. Colorado State, 8/30/19  
Receiving TDs—1, vs. Arizona, 10/05/19

**JALEN SAMI, DT**

Total Tackles—5, vs. Washington, 11/23/19  
Solo Tackles—4, Washington, 11/23/19  
QB Sacks—N/A  
Third Down Stops—1, twice (last: vs. Washington, 11/23/19)

**DEION SMITH, TB**

Rushing Attempts—7, at Oregon, 10/11/19  
Rushing Yards—41, at Oregon, 10/11/19  
Long Run—18, at Oregon, 10/11/19  
Rushing TDs—N/A

**LA'VONTAE SHENAULT, WR**

Receptions—N/A  
Receiving Yards—N/A  
Long Reception—N/A  
Receiving TDs—N/A

**LAVISKA SHENAULT, WR**

Receptions—13, vs. Arizona State, 10/6/18  
Receiving Yards—211, vs. Colorado State, 8/31/18  
Long Reception—89, vs. Colorado State, 8/31/18 (TD)  
Receiving TDs—2, vs. Arizona State, 10/6/18  
Rushing Attempts—5, twice (last: vs. Arizona St, 10/06/18)  
Rushing Yards—46, at Southern California, 10/13/18  
Long Run—49, at Southern California, 10/13/18 (TD)  
Rushing TDs—2, vs. Arizona State, 10/6/18

**DIMITRI STANLEY, WR**

Receptions—5, vs. Air Force, 9/14/19  
Receiving Yards—75, vs. Arizona, 10/05/19  
Long Reception—38, vs. Arizona, 10/05/19  
Receiving TDs—1, vs. Air Force, 9/14/19

**JAMES STEFANO, PK**

Field Goals Made—3, 5 times (last: vs. Arizona, 10/05/19)  
Field Goals Attempted—4, at Nebraska, 9/08/18  
Long Field Goal—53, at Arizona State, 11/04/17  
PAT Made—7, vs. Colorado State, 8/30/19  
PAT Attempts—7, vs. Colorado State, 8/30/19  
Points—14, vs. California, 10/28/17

**DAVION TAYLOR, S/OLB**

Total Tackles—13, vs. Washington State, 11/10/18  
Solo Tackles—12, vs. Washington State, 11/10/18  
QB Sacks—1, twice (last: Washington, 11/23/19)  
Third Down Stops—3, twice (last: at California, 11/24/18)

**ALEX TCHANGAM, DE**

Total Tackles—6, vs. Southern California, 10/25/19  
Solo Tackles—4, twice (last: vs. USC, 10/25/19)  
QB Sacks—2, vs. Nebraska, 9/07/19  
Third Down Stops—2, vs. Nebraska, 9/07/19

**K.J. TRUJILLO, CB**

Total Tackles—5, twice (last: vs. USC, 10/25/19)  
Solo Tackles—5, Southern California, 10/25/19  
Interceptions—1, vs. Southern California, 10/25/19  
Pass Deflections—2, vs. Southern California, 10/25/19

**TREY UDOFFIA, S**

Total Tackles—10, vs. Oregon State, 10/27/18  
Solo Tackles—9, twice (last: vs. Oregon State, 10/27/18)  
Interceptions—1, vs. Colorado State, 9/01/17  
Pass Deflections—3, at Washington State, 10/21/17

**JONATHAN VAN DIEST, ILB**

Total Tackles—6, twice (last: at Arizona State, 9/21/19)  
Solo Tackles—5, vs. Colorado State, 8/30/19  
QB Sacks—1, twice (last: vs. Nebraska, 9/07/19)  
Third Down Stops—1, twice (last: vs. Colorado State, 8/30/19)

**CARSON WELLS, OLB**

Total Tackles—10, vs. Arizona, 10/05/19  
Solo Tackles—9, vs. Arizona, 10/05/19  
QB Sacks—2, twice (last: at Arizona, 11/02/18)  
Third Down Stops—3, at UCLA, 11/02/19

**AUSTIN WILLIAMS, DT**

Total Tackles—1, 5 times (last: vs. Washington, 11/23/19)  
Solo Tackles—1, 4 times (last: vs. Washington, 11/23/19)  
QB Sacks—N/A  
Third Down Stops—N/A



**PRESEASON ALL-AMERICAN****DE MUSTAFA JOHNSON** (honorable mention: *collegefootballnews.com*)**ILB NATE LANDMAN** (second-team: *College Football America*)**WR LAVISKA SHENAULT** (first-team: *collegefootballnews.com*; *Phil Steele's College Football*, *Sports Illustrated*; second-team: *CBSSports.com*, *Street & Smith*; third-team: *Athlon*)**PRESEASON ALL-PAC 12****DE MUSTAFA JOHNSON** (first-team: Pac-12 Summer Media Poll; *Athlon*; *collegefootballnews.com*; *Lindy's College Football*; *Phil Steele's College Football*)**P ALEX KINNEY** (second-team: *Phil Steele's College Football*; fourth-team: *Athlon*)**ILB NATE LANDMAN** (first-team: *Phil Steele's College Football*; second-team: Pac-12 Summer Media Poll; *Athlon*; *Lindy's College Football*)**OL TIM LYNOTT, Jr.** (fourth-team: *Athlon*)**WR K.D. NIXON** (fourth-team: *Phil Steele's College Football*)**OG COLBY PURSELL** (third-team: *Phil Steele's College Football*)**DT JALEN SAMI** (fourth-team: *Phil Steele's College Football*)**WR LAVISKA SHENAULT** (first-team: Pac-12 Summer Media Poll; *Athlon*; *collegefootballnews.com*; *Lindy's College Football*; *Phil Steele's College Football*; *Street & Smith*)**OT WILL SHERMAN** (fourth-team: *Phil Steele's College Football*; honorable mention: Pac-12 Summer Media Poll)**LB DAVION TAYLOR** (fourth-team: *Athlon*)**BUFFALOES ON NATIONAL AWARD LISTS***(Watch Lists/Official Nominations)***Chuck Bednarik Award** (top defensive player): **DE Mustafa Johnson & ILB Nate Landman** (two of 80 players on official watch list)**Biletniikoff Award** (nation's top receiver regardless of position): **WR Laviska Shenault** (one of 50 players on official watch list)**Burlsworth Trophy** (nation's top one-time walk-on performer): **SN J.T. Bale** (will be CU's official nomination)**William Campbell Trophy** (the academic "Heisman"): **S Lucas Cooper** (CU's official nomination)**Dick Butkus Award** (top linebacker): **ILB Nate Landman & OLB Davion Taylor** (two of 51 players on official watch list)**Maxwell Award** (national player of the year): **QB Steven Montez** and **WR Laviska Shenault** (two of 80 players on official watch list)**Earl Campbell Tyler Rose Award** (outstanding offensive player with ties to state of Texas): **QB Steven Montez & WR Laviska Shenault** (two of 42 on official watch list)**Ray Guy Award** (top punter: **P Alex Kinney** (one of 26 players on official watch list)**Ted Hendricks Award** (top defensive end): **DE Mustafa Johnson** (one of 37 players on official watch list)**Paul Hornung Award** (most versatile player): **WR Laviska Shenault** (one of 44 players on official watch list)**Patrick Mannelly Award** (top long snapper): **SN J.T. Bale** (one of 25 players on official watch list)**Manning Award** (top quarterback in the nation, including postseason): **QB Steven Montez** (one of 30 players on official watch list)**Bronko Nagurski Trophy** (top defensive player): **DE Mustafa Johnson & ILB Nate Landman** (two of 92 players on official watch list)**Davey O'Brien Award** (nation's best quarterback): **QB Steven Montez** (one of 30 players on official watch list)**Polynesian Player of the Year** (nation's top player with Polynesian roots): **DT Jalen Sami** (one of 63 players on the official watch list)**Rimington Award** (nation's top center): **C Tim Lynott, Jr.** (one of 80 players on the official watch list)**Johnny Unitas Golden Arm Award** (nation's top senior or fourth-year quarterback): **QB Steven Montez** (one of 49 players on official watch list)**Freshman All-America Candidates** (selected by the FWAA): **ILB Mark Perry, WR Dimitri Stanley****NATIONAL TOP 100 PLAYER RATINGS****All-Purpose:** Laviska Shenault (No. 2, *Lindy's College Football*)**Centers:** Tim Lynott, Jr. (No. 31, *Phil Steele's College Football*)**Defensive Ends:** Mustafa Johnson (No. 15, *collegefootballnews.com*; No. 30, *Phil Steele's College Football*)**Inside Linebackers:** Nate Landman (No. 22, *Phil Steele's College Football*)**Offensive Tackles:** William Sherman (No. 31, *Phil Steele's College Football*)**Outside Linebackers:** Davian Taylor (No. 22, *Phil Steele's College Football*), Carson Wells (No. 59, *Phil Steele's College Football*)**Quarterbacks:** Steven Montez (No. 12, *Phil Steele's College Football*; No. 21 *Lindy's College Football*; No. 41 *Athlon* / No. 4, *Lindy's/NFLDraftScout.com*)**Tight Ends:** Jalen Harris (No. 51, *Phil Steele's College Football*)**Wide Receivers:** Laviska Shenault (No. 2, *USA Today*; *collegefootballnews.com*; *Phil Steele's College Football*; No. 5 *Lindy's College Football*; No. 6, *Sporting News*)**PAC-12 OVERALL PLAYER RATINGS****DE MUSTAFA JOHNSON** (No. 24; *collegefootballnews.com*)**WR LAVISKA SHENAULT** (No. 1; *collegefootballnews.com*)**QB STEVEN MONTEZ** (No. 18; *collegefootballnews.com*)**TOUCHDOWN CLUB OF COLUMBUS****PAUL WARFIELD AWARD** (top receiver in the nation): **WR LAVISKA SHENAULT****NATIONAL UNIT RATINGS****Linebackers:** No. 39 (*Phil Steele's College Football*)**Special Teams:** No. 38 (*Phil Steele's College Football*)**Quarterbacks:** No. 41 (*Phil Steele's College Football*)**Wide Receivers:** No. 15 (*Phil Steele's College Football*)**PRESEASON TEAM RATINGS**

Publication	National	P-12 South	Publication	National	P-12 South	Publication	National	P-12 South
Collegefootballnews.com	No. 44	6th	CompughterRankings.com	No. 73	t-5th	Pac-12 Summer Media Poll	.....	6th
ESPN Power Index	*No. 63	6th	Phil Steele's College Football	*No. 80	6th	Arena Fanatic	.....	6th
Athlon Sports	No. 69	6th	CBSSports.com	No. 82	6th	Street & Smith's	.....	6th
The Athletic	No. 73	6th	D-Ratings.com	No. 86	6th	*—power ranking.		
Lindy's Pac-12 Football	No. 73	6th	Collegesportsmadness.com	.....	6th			

**HOW THE BUFFS WERE BUILT (2015-present)****FRESHMAN RECRUITS****2015**

Nu'umotu Falo  
Alex Kinney  
Tim Lynott, Jr.  
Steven Montez

**2016**

Beau Bisharat  
Akil Jones  
†Chance Lytle  
Sam Noyer  
†Colby Pursell  
Derrion Rakestraw  
Trey Udoffia  
Hunter Vaughn

**2017**

Maurice Bell  
%Jacob Callier  
Alex Fontenot  
#Jaylon Jackson  
Nate Landman  
Terrance Lang  
#Isaiah Lewis  
#Tyler Lytle  
Chris Miller  
Chase Newman  
K.D. Nixon  
Heston Paige  
Jared Poplawski  
†Casey Roddick  
†Jalen Sami  
Laviska Shenault, Jr.  
William Sherman  
James Stefanou  
Jonathan Van Diest  
Carson Wells

**2018**

Daniel Arias  
Jarek Broussard  
Frank Filip  
†Joshka Gustav  
Joshua Jynes  
Kanan Ray  
Ray Robinson  
Deion Smith  
Dimitri Stanley  
Blake Stenstrom  
Dylan Thomas

**2019**

#Joe Davis  
Marvin Ham II  
Braedin Huffman-Dixon  
#Austin Johnson  
Tarik Lockett  
#Jaren Mangham  
Lloyd Murray, Jr.  
D.J. Oats  
#Alec Pell  
Mark Perry  
Nikko Pohahau  
Na'im Rodman  
Valentin Senn  
La'Vontae Shenault  
Jayden Simon  
#K.J. Trujillo  
Jake Wiley  
Austin Williams

**WALK-ONS****2015**

\*J.T. Bale  
Lucas Cooper

**2016**

Uryan Hudson  
Davis Price

**2017**

Curtis Chiaverini  
#Josh Goldin  
Nico Magri  
\*Brady Russell

**2018**

Curtis Appleton  
Clayton Baca  
John Deitchman  
Tyler Francis  
Jake Groth  
Dustin Johnson  
Devin Lynch  
Evan Price  
C.J. Schmanski  
James Townsend

**2019**

Derek Bedell  
Zane Berger  
#Legend Brumbaugh  
Dominick Cate  
Grant Ciccarone  
Steele Dubar  
Nick Nazarian  
Matt Ryan  
#Alex Smith  
#Dante Sparaco  
#Ryan Travis  
Hayden Waters  
Mac Willis

**FOUR YEAR TRANSFERS****2017**

Tony Brown  
Jack Shutack

**2019**

Nigel Bethel  
^Arlington Hambricht  
^Jalen Harris  
Anthony Lyle  
Alex Medary  
^Mikial Onu

**JUNIOR COLLEGE TRANSFERS****2018**

#Delrick Abrams  
Mekhi Blackmon  
#Mustafa Johnson  
%#Darrion Jones  
Kary Kutsch  
%#Aaron Maddox  
#Davion Taylor  
Alex Tchangam

**2019**

\*Jash Allen  
\*Jeremiah Doss  
\*Janaz Jordan  
\*Jamar Montgomery  
\*Quinn Perry  
\*Va'atofu Sauvao  
\*Luke Stillwell

%—no longer on team.

\*—is on or has since been placed on scholarship;  
#—joined team in spring of year listed, otherwise joined in the fall;

^—graduate transfer (graduated from previous four-year institution);  
†—grayshirt (signed in that class but delayed enrollment until spring).



**Tim Lynott** (#56) and **Steven Montez** (12) are two of 11 fifth-year seniors on the 2019 Buffaloes.



A note about CU's depth: in-season, charts *reflect* change and generally do not announce it unless there are long-term injuries.

## OFFENSE

(Multiple)

### WIDE RECEIVER

- 2 Laviska Shenault, 6-2, 220, Jr.\*\*
- 22 Daniel Arias, 6-4, 205, Soph.\*
- 5 La'Vontae Shenault, 6-2, 190, Fr.

### WIDE RECEIVER

- 18 Tony Brown, 6-1, 195, Sr.-5\*
- 13 Maurice Bell, 6-0, 180, Soph.\*
- 3 K.D. Nixon, 5-8, 185, Jr.\*\*

### WIDE RECEIVER

- 18 Tony Brown, 6-1, 195, Sr.-5\* **OR**
- 14 Dimitri Stanley, 5-11, 185, Fr.-2\*
- 10 Jaylon Jackson, 5-10, 180, Soph.\*

### LEFT TACKLE

- 51 Arlington Hambright, 6-5, 300, Sr./Gr. -5
- 54 Kanan Ray, 6-4, 290, Fr.-RS
- 76 Frank Phillip, 6-7, 290, Soph.\*

### LEFT GUARD

- 58 Kary Kutsch, 6-5, 310, Jr.\*
- 68 Jack Shutack, 6-6, 300, Sr.-5\*
- 64 Austin Johnson, 6-4, 300, Fr.

### CENTER

- 56 Tim Lynott, Jr., 6-3, 300, Sr.-5\*\*\*
- 52 Joshua Jynes, 6-3, 300, Fr.-RS
- 79 Heston Paige, 6-5, 300, Soph.\*

### RIGHT GUARD

- 68 Jack Shutack, 6-6, 300, Sr.-5\* **OR**
- 65 Colby Pursell, 6-4, 305, Soph.\*
- 70 Casey Roddick, 6-4, 330, Fr.-RS
- 74 Chance Lytle, 6-7, 320, Soph.\*

### RIGHT TACKLE

- 78 William Sherman, 6-4, 310, Soph.\*
- 77 Hunter Vaughn, 6-7, 310, Jr.\*\*

### TIGHT END

- 38 Brady Russell, 6-3, 255, Soph.\*
- 9 Jalen Harris, 6-4, 255, Sr./Gr.-5
- 35 Beau Bisharat, 6-2, 230, Sr.\*\*\*
- 85 Jared Poplawski, 6-4, 250, Soph.\*

### QUARTERBACK

- 12 Steven Montez, 6-5, 230, Sr.-5\*\*\*
- 16 Blake Stenstrom, 6-4, 220, Fr.-RS
- 7 Tyler Lytle, 6-5, 220, Soph.\*
- 17 Josh Goldin, 6-2, 190, Sr.\*

### TAILBACK

- 8 Alex Fontenot, 6-0, 195, Soph.\*
- 1 Jaren Mangham, 6-2, 215, Fr.
- 20 Deion Smith, 6-0, 190, Fr.-RS
- 28 Joe Davis, 5-11, 210, Fr.

## DEFENSE

(3-4 Base; 12 positions listed)

### OUTSIDE LINEBACKER

- 52 Alex Tchangam, 6-3, 245, Sr.\*
- 58 Jamar Montgomery, 6-2, 240, Jr.

### DEFENSIVE END

- 91 Na'im Rodman, 6-2, 295, Fr.
- 18 Jeremiah Doss, 6-4, 255, Soph.
- 34 Mustafa Johnson, 6-2, 290, Jr.\*

### NOSE TACKLE

- 99 Jalen Sami, 6-6, 320, Fr.-RS
- 55 Austin Williams, 6-5, 320, Fr.

### DEFENSIVE END

- 54 Terrance Lang, 6-7, 280, Soph.\*
- 94 Janaz Jordan, 6-4, 305, Soph.\*\*

### INSIDE LINEBACKER

- 53 Nate Landman, 6-3, 230, Jr.\*\*
- 7 Marvin Ham II, 6-1, 225, Fr.

### INSIDE LINEBACKER

- 36 Akil Jones, 6-0, 230, Jr.\*\*
- 31 Jonathan Van Diest, 6-1, 235, Soph.\*

### OUTSIDE LINEBACKER

- 26 Carson Wells, 6-4, 250, Soph.\*
- 42 Nu'umotu Falo, Jr., 6-2, 240, Sr.-5\*\*\*

### STAR BACK (OLB/S HYBRID)

- 20 Davion Taylor, 6-2, 225, Sr.\*
- 5 Mark Perry, 6-2, 200, Fr. (N#1)
- 10 Jash Allen, 6-2, 230, Jr.

### LEFT CORNERBACK

- 1 Delrick Abrams, 6-3, 185, Sr.\*
- 16 Tarik Luckett, 6-3, 190, Fr.

### FREE SAFETY

- 2 Mikial Onu, 5-11, 205, Sr./Gr.-5
- 37 Lucas Cooper, 5-10, 185, Sr.-5\*\*\*
- 4 Sam Noyer, 6-4, 220, Jr.\*\*

### STRONG SAFETY

- 3 Derrion Rakestraw, 6-2, 200, Jr.\*\*
- 23 Isaiah Lewis, 6-0, 205, Soph.\*
- 8 Trey Udoffia, 6-0, 200, Jr.\*\*

### RIGHT CORNERBACK

- 17 K.J. Trujillo, 6-0, 165, Fr.
- 16 Tarik Luckett, 6-3, 190, Fr.

## SPECIALISTS

### PUNTER

- 89 Alex Kinney, 6-1, 205, Sr.-5\*\*\*\*
- 49 Davis Price, 6-2, 205, Sr.\*\*\*

### PLACEKICKER / KICKOFF

- 43 Evan Price, 6-1, 180, Fr.-2\*
- 49 Davis Price, 6-2, 205, Sr.\*\*\*
- 93 Tyler Francis, 5-11, 170, Fr.-2\*
- (48 James Stefanou, 6-1, 190, Jr.\*\*)

### PUNT RETURN

- 14 Dimitri Stanley, 5-11, 185, Fr.-2\*
- 3 K.D. Nixon, 5-8, 185, Jr.\*\*

### KICKOFF RETURN

- 3 K.D. Nixon, 5-8, 185, Jr.\*\*
- 14 Dimitri Stanley, 5-11, 185, Fr.-2\*
- 20 Deion Smith, 6-0, 190, Fr.-RS
- 18 Tony Brown, 6-1, 195, Sr.-5\*

### HOLDER

- 89 Alex Kinney, 6-1, 205, Sr.-5\*\*\*\*
- 17 Josh Goldin, 6-2, 190, Sr.\*

### SNAPPER (Short & Long)

- 63 J.T. Bale, 6-2, 215, Sr.-5\*\*\*
- 38 Brady Russell, 6-3, 255, Soph.\*

### COVERAGE/RETURN UNIT REGULARS

- 22 Daniel Arias, 6-4, 205, Soph.\*
- 23 Isaiah Lewis, 6-0, 205, Soph.\*
- 28 Joe Davis, 5-11, 210, Fr.
- 35 Beau Bisharat, 6-2, 230, Sr.\*\*\*
- 37 Lucas Cooper, 5-10, 185, Sr.-5\*\*\*
- 98 Nico Magri, 6-3, 280, Soph.\*

### INJURED / OTHER (● OUT FOR SEASON)

- 25 ● Mehki Blackmon, CB, 6-0, 165, Jr.\* (*shoulder*)
- 21 ● Jarek Broussard, TB, 5-9, 180, Fr.-RS (*knee*)
- 14 ● Chris Miller, CB, 6-0, 190, Soph.\* (*knee*)

(L)—throws or kicks left-handed/footed.  
(N)—nickel back.

**Seniors (18):** Listing with a (-5) indicates fifth-year senior (11, including three grad transfers); the others (7) are fourth-year seniors.

(-2) indicates a player who played four games or less in 2018 and did not lose a year of eligibility.

**OR**—indicates those listed are considered even (co-first/second/third team status);

\*—denotes number of letters earned through 2018; *Injured players listed in italics (status questionable or doubtful—not out for an extended time; probables listed as normal).*

**CAPTAINS:** will be assigned for each game and named in full at the end of the season.

(Heights and weights as of July 1, 2019)

**ITALICS**—Players listed in *italics* left a previous game with an injury; game status ranges from probable to day-to-day to questionable.



## COLORADO FOOTBALL / ALPHABETICAL ROSTER

(November 25 a.m.)

No.	Player	Pos.	Ht.	Wt.	Class	Exp.	Hometown (High School/Previous College)	Status
1	ABRAMS, Delrick Jr.	CB	6- 3	185	Sr.	1L	Angie, La. (Varnado/Independence Community College)	S 2/1
10	ALLEN, Jash	ILB	6- 2	230	Jr.	JC	Tigard, Ore. (Tigard/Riverside CC)	S 3/2
30	APPLETON II, Curtis	CB	6- 1	180	So.	TR	Englewood, Colo. (Cherry Creek/Washburn)	WO 3/3
22	ARIAS, Daniel	WR	6- 4	205	So.	1L	Mill Creek, Wash. (Henry M. Jackson)	S 4/3
84	BACA, Clayton	WR	6- 2	190	Fr.	RS	Fort Collins, Colo. (Rocky Mountain)	WO 4/4
63	BALE, J.T.	SN	6- 2	215	Sr.	3L	La Mirada, Calif. (La Mirada)	S 1/1
87	BEDELL, Derek	SN	6- 3	230	Fr.	HS	Bellflower, Calif. (St. John Bosco)	WO 5/4
13	BELL, Maurice	WR	6- 0	180	So.	1L	Murrieta, Calif. (Murrieta Valley)	S 3/3
27	BERGER, Zane	WR	5-10	175	Fr.	HS	Spicewood, Texas (Lake Travis)	WO 5/4
35	BISHARAT, Beau	TE	6- 2	230	Sr.	3L	Sacramento, Calif. (Jesuit)	S 2/1
18	BROWN, Tony	WR	6- 1	195	Sr.	1L	La Mirada, Calif. (La Mirada/Texas Tech)	S 1/1
15	BRUMBAUGH, Legend	TE	6- 3	230	So.	TR	Jacksonville, Fla. (Trinity Christian/Maryland)	WO 3/3
6	CHIAVERINI, Curtis	WR	6- 1	195	So.	1L	Corona, Calif. (Boulder, Colo./Valor Christian)	WO 3/3
22	CICCARONE, Grant	QB	6- 2	205	Fr.	HS	Aurora, Colo. (Cherokee Trail)	WO 5/4
37	COOPER, Lucas	S	5-10	185	Sr.	3L	Palos Verdes, Calif. (Palos Verdes)	S 1/1
28	DAVIS, Joe	TB	5-11	210	Fr.	HS	Littleton, Colo. (Valor Christian)	S 5/4
57	DEITCHMAN, John	OL	6- 0	260	Fr.	RS	Alamo, Calif. (De La Salle)	WO 4/4
18	DOSS, Jeremiah	DE	6- 4	255	So.	JC	Jackson, Miss. (Northwest Rankin/Hinds Community College)	S 3/3
38	DUBAR, Steele	ILB	6- 0	205	Fr.	HS	Huntington Beach, Calif. (Mater Dei)	WO 5/4
42	FALO, Nu'umotu Jr.	OLB	6- 2	240	Sr.	3L	Sacramento, Calif. (Inderkum)	S 1/1
76	FILLIP, Frank	OL	6- 7	290	So.	1L	Houston, Texas (Clear Lake)	S 4/3
8	FONTENOT, Alex	TB	6- 0	195	So.	1L	Richmond, Texas (George Ranch)	S 3/3
93	FRANCIS, Tyler	PK	5-11	170	Fr.-2	1L	Carlsbad, Calif. (Carlsbad)	WO 4/4
17	GOLDIN, Josh	QB	6- 2	190	Sr.	1L	Highlands Ranch, Colo. (Rock Canyon)	WO 2/1
82	GROTH, Jake	WR	6- 4	195	Fr.	RS	Centennial, Colo. (Arapahoe)	WO 4/4
33	GUSTAV, Joshka	OLB	6- 3	240	Fr.	HS	Cherry Valley, Calif. (Aquinas)	S 5/4
7	HAM II, Marvin	ILB	6- 1	225	Fr.	HS	Belleville, Mich. (Belleville)	S 5/4
51	HAMBRIGHT, Arlington	OL	6- 5	300	Gr.	TR	Ypsilanti, Mich. (Belleville/Garden City CC/Oklahoma State)	S 1/1
9	HARRIS, Jalen	TE	6- 4	255	Gr.	TR	Montgomery, Ala. (St. James/Auburn)	S 1/1
13	HUDSON, Uryan	CB	5- 9	160	Jr.	2L	Manvel, Texas (Manvel)	WO 2/2
21	HUFFMAN-DIXON, Braedin	WR	6- 2	180	Fr.	HS	Eastvale, Calif. (Mater Dei)	S 5/4
10	JACKSON, Jaylon	WR	5-10	180	So.	1L	Cedar Hill, Texas (Cedar Hill)	S 3/3
64	JOHNSON, Austin	OL	6- 4	300	Fr.	HS	Highlands Ranch, Colo. (Highlands Ranch)	S 5/4
29	JOHNSON, Dustin	S	6- 1	185	Fr.	RS	Denver, Colo. (Cherry Creek)	WO 4/4
34	JOHNSON, Mustafa	DE	6- 2	290	Jr.	1L	Turlock, Calif. (Turlock/Modesto Junior College)	S 3/2
36	JONES, Akil	ILB	6- 0	230	Jr.	2L	San Jose, Calif. (Valley Christian)	S 2/2
94	JORDAN, Janaz	DT	6- 4	305	So.	JC	Hampton, Va. (Bethel/Hinds Community College)	S 3/3
52	JYNES, Joshua	C	6- 3	300	Fr.	RS	Cedar Hill, Texas (DeSoto)	S 4/4
89	KINNEY, Alex	P	6- 1	205	Sr.-2	4L	Fort Collins, Colo. (Rocky Mountain)	S 1/1
58	KUTSCH, Kary	OL	6- 5	310	Jr.	1L	Redding, Calif. (Shasta/Butte College)	S 3/2
53	LANDMAN, Nate	ILB	6- 3	230	Jr.	2L	Danville, Calif. (Monte Vista)	S 3/2
54	LANG, Terrance	DE	6- 7	280	So.	1L	Pomona, Calif. (Maranatha)	S 3/3
23	LEWIS, Isaiah	S	6- 0	205	So.	1L	Granite Bay, Calif. (Granite Bay)	S 3/3
16	LUCKETT, Tarik	CB	6- 3	190	Fr.	HS	Lynwood, Calif. (Junipero Serra Catholic)	S 5/4
40	LYNCH, Devin	ILB	6- 1	220	So.	RS	Tarzana, Calif. (Chaminade College Prep)	WO 3/3
56	LYNOTT, Tim Jr.	C	6- 3	300	Sr.	3L	Parker, Colo. (Regis)	S 1/1
74	LYTLE, Chance	OL	6- 7	320	So.	1L	San Antonio, Texas (Churchill)	S 3/3
7	LYTLE, Tyler	QB	6- 5	220	So.	1L	Redondo Beach, Calif. (Servite)	S 3/3
98	MAGRI, Nico	DT	6- 3	280	So.	1L	Lafayette, Colo., (Monarch)	WO 3/3
1	MANGHAM, Jaren	TB	6- 2	215	Fr.	HS	Detroit, Mich. (Cass Tech)	S 5/4
12	MONTEZ, Steven	QB	6- 5	230	Sr.	3L	El Paso, Texas (Del Valle)	S 1/1
58	MONTGOMERY, Jamar	OLB	6- 2	240	Jr.	JC	Birmingham, Ala. (Parker/Independence Community College)	S 3/2
92	MURRAY, Lloyd Jr.	DT	6- 2	315	Fr.	HS	Wichita Falls, Texas (Hirschi)	S 5/4
46	NEWMAN, Chase	ILB	6- 2	220	So.	1L	La Mirada, Calif. (La Mirada)	S 3/3
3	NIXON, K.D.	WR	5- 8	185	Jr.	2L	DeSoto, Texas (DeSoto)	S 3/2
4	NOYER, Sam	S	6- 4	220	Jr.	2L	Beaverton, Ore. (Beaverton)	S 2/2
15	OATS, D.J.	CB	5-10	180	Fr.	HS	Arlington, Texas (Grace Prep)	S 5/4
2	ONU, Mikial	S	5-11	205	Gr.	TR	Sugarland, Texas (George Ranch/SMU)	S 2/1
79	PAIGE, Heston	C	6- 5	300	So.	1L	Highlands Ranch, Colo. (ThunderRidge)	S 3/3
6	PELL, Alec	OLB	6- 4	240	Fr.	HS	Englewood, Colo. (Cherry Creek)	S 5/4
5	PERRY, Mark	S	6- 0	200	Fr.	HS	Rancho Cucamonga, Calif. (Rancho Cucamonga)	S 5/4
12	PERRY, Quinn	ILB	6- 2	240	Jr.	JC	Marina Del Ray, Calif. (Palisades/El Camino)	S 3/2
72	POHAHAU, Nikko	OL	6- 5	285	Fr.	HS	Redwood City, Calif. (St. Francis)	S 5/4
85	POPLAWSKI, Jared	TE	6- 4	250	So.	1L	Scottsdale, Ariz. (Saguaro)	S 3/3
49	PRICE, Davis	PK	6- 2	205	Sr.	3L	Evergreen, Colo. (Evergreen)	WO 2/1
43	PRICE, Evan	PK	6- 1	180	Fr.-2	1L	Evergreen, Colo. (Evergreen)	WO 4/4

-continued-





Colorado Alphabetical Roster, continued...

No.	Player	Pos.	Ht.	Wt.	Class	Exp.	Hometown (High School/Previous College)	Status
65	PURSELL, Colby	OL	6- 4	305	So.	1L	Valencia, Calif. (Hart)	S 3/3
3	RAKESTRAW, Derrion	S	6- 2	200	Jr.	2L	Woodstock, Ga. (Sequoyah)	S 2/2
54	RAY, Kanan	OL	6- 4	290	Fr.	RS	Chatsworth, Calif. (Sierra Canyon/UCLA)	S 4/4
32	ROBINSON, Ray	ILB	6- 2	225	Fr.	RS	Highlands Ranch, Colo. (Highlands Ranch)	S 4/4
70	RODDICK, Casey	OL	6- 4	330	Fr.	RS	Ventura, Calif. (St. Bonaventure)	S 4/4
91	RODMAN, Na'im	DT	6- 2	295	Fr.	HS	Lakewood, Calif. (St. John Bosco)	S 5/4
38	RUSSELL, Brady	TE	6- 3	255	So.	1L	Fort Collins, Colo. (Fossil Ridge)	S 3/3
99	SAMI, Jalen	DT	6- 6	320	Fr.	RS	Colorado Springs, Colo. (Vista Ridge)	S 4/4
50	SAUVAO, Va'atofu	DL	6- 3	310	Jr.	JC	Fagatogo, AMERICAN SAMOA (Samoana/Modesto Junior College)	S 2/2
86	SCHMANSKI, C.J.	TE	6- 3	240	Fr.	RS	Louisville, Colo. (Monarch)	WO 4/4
71	SENN, Valentin	OL	6- 7	290	Fr.	HS	Volders, AUSTRIA (BHAK Hall)	S 5/4
2	SHENAULT, Laviska Jr.	WR	6- 2	220	Jr.	2L	DeSoto, Texas (DeSoto)	S 3/2
5	SHENAULT, La'Vontae	WR	6- 2	190	Fr.	HS	DeSoto, Texas (DeSoto)	S 5/4
78	SHERMAN, William	OL	6- 4	310	So.	1L	Allen, Texas (Allen)	S 3/3
68	SHUTACK, Jack	OL	6- 6	300	Sr.	1L	Western Springs, Ill. (Nazareth Academy/Rutgers)	WO 1/1
90	SIMON, Jayden	DT	6- 3	265	Fr.	HS	Tacoma, Wash. (Lincoln)	S 5/4
87	SMITH, Alex	WR	5- 9	185	Fr.	HS	Centennial, Colo. (Arapahoe)	WO 4/4
20	SMITH, Deion	TB	6- 0	190	Fr.	RS	Houston, Texas (Second Baptist)	S 4/4
14	STANLEY, Dimitri	WR	5-11	185	Fr.-2	1L	Aurora, Colo. (Cherry Creek)	S 4/4
48	STEFANOU, James	PK	6- 1	190	Jr.	2L	Melbourne, AUSTRALIA (Rose Hill Secondary College)	S 3/2
16	STENSTROM, Blake	QB	6- 4	220	Fr.	RS	Highlands Ranch, Colo. (Valor Christian)	S 4/4
25	STILLWELL, Luke	TE	6- 4	220	So.	JC	Denton, Texas (Guyer/Kilgore Community College)	S 4/3
20	TAYLOR, Davion	S/OLB	6- 2	225	Sr.	1L	Magnolia, Miss. (South Pike/Coahoma Community College)	S 2/1
52	TCHANGAM, Alex	OLB	6- 3	245	Sr.	1L	Doula, Cameroon/John's Creek, Ga. (Chattahoochee/De Anza College)	S 2/1
28	THOMAS, Dylan	CB	6- 2	185	Fr.	RS	Los Angeles, Calif. (Cathedral)	S 4/4
45	TOWNSEND, James	SN	6- 0	215	Fr.	RS	Malibu, Calif. (Crespi Carmelite)	WO 4/4
17	TRUJILLO, K.J.	CB	6- 0	165	Fr.	HS	Buena Park, Calif. (Lutheran)	S 5/4
8	UDOFFIA, Trey	S	6- 0	200	Jr.	2L	Loomis, Calif. (Del Oro)	S 2/2
31	VAN DIEST, Jonathan	ILB	6- 1	235	So.	1L	Louisville, Colo. (Cherry Creek)	S 3/3
77	VAUGHN, Hunter	OL	6- 7	310	Jr.	2L	Parker, Colo. (Legend)	S 2/2
47	WATERS, Hayden	ILB	6- 0	220	Fr.	HS	Hinsdale, Ill. (Hinsdale Central)	WO 5/4
26	WELLS, Carson	OLB	6- 4	250	So.	1L	Bushnell, Fla. (South Sumter)	S 3/3
60	WILEY, Jake	OL	6- 6	290	Fr.	HS	Centennial, Colo. (Eaglecrest)	S 5/4
55	WILLIAMS, Austin	DT	6- 5	320	Fr.	HS	Tifton, Ga. (Tift County)	S 5/4
35	WILLIS, Mac	PK	6- 2	170	Fr.	HS	Centennial, Colo. (Cherry Creek)	WO 5/4

Heights and weights recorded as of July 1, 2019. **EXPERIENCE KEY:** #L—indicates number of letters earned through 2018; HS—high school; JC—junior college transfer; RS—freshman redshirt in 2018; TR—transfer; VR—varsity reserve performer. **STATUS KEY:** S—scholarship, WO—walk-on; #/#—clock at start of 2019 season, i.e., 2/1: two years to play one in eligibility.

### Inactive Roster Players (Injured/Ineligible/Etc.)

No.	Player	Pos.	Ht.	Wt.	Class	Exp.	Hometown (High School/Previous College)	Reason	Status
27	BETHEL, Nigel	CB	6- 0	170	So.	TR	Miami, Fla. (Northwestern/Miami-Fla.)	Transfer	S 4/3
25	BLACKMON, Mekhi	CB	6- 0	165	Jr.	1L	East Palo Alto, Calif. (Menlo-Atherton/College of San Mateo)	Injured	S 3/2
21	BROUSSARD, Jarek	TB	5- 9	180	Fr.	RS	Dallas, Texas (Bishop Lynch)	Injured	S 4/4
66	CATE, Dominick	OL	6- 3	285	Fr.	HS	Carmel, Ind. (Carmel)	Injured	WO 5/4
41	LYLE, Anthony	DB	6- 0	185	Fr.	RS	Lafayette, Colo. (Legacy/Eastern Michigan)	Transfer	WO 4/4
95	MEDARY, Alex	TB	6- 0	190	So.	TR	Windermere, Fla. (Lake Highland Prep/Auburn)	Transfer	WO 3/3
14	MILLER, Chris	CB	6- 0	190	So.	1L	Denton, Texas (Denton)	Injured	S 3/3
73	MORETTI, Jake	OL	6- 4	280	So.	1L	Arvada, Colo. (Pomona)	Injured (medical)	S 3/3
80	NAZARIAN, Nick	WR	5-10	175	So.	TR	Novato, Calif. (San Marin / Santa Rosa CC)	2-4 Transfer	WO 3/3
26	RYAN, Matthew	QB	5-11	190	Fr.	TR	Glendale, Ariz. (Brophy Prep/Ottawa U./Redlands)	Transfer	WO 4/4
21	SPARACO, Dante	DL	6- 5	270	Jr.	1L/TR	Englewood, Colo. (Cherry Creek/IMG/CU/Montana State)	Transfer	WO 3/2
39	TRAVIS, Ryan	S	6- 0	200	So.	TR	Boulder, Colo. (Boulder/Fort Lewis)	Transfer	WO 4/3

**2019 COACHING STAFF:** Head Coach: Mel Tucker (first season at Colorado). Assistant Coaches: Darrin Chiaverini (AHC/WR), Jay Johnson (OC/QB), Tyson Summers (DC/S), Jimmy Brumbaugh (DL), Ross Els (ILB/ST), Darian Hagan (RB), Chris Kapilovic (OL), Brian Michalowski (OLB), Al Pupunu (TE), Travares Tillman (CB), Drew Wilson (S&C). Grad Assistants: Dalmin Gibson (D), Cordae Hankton (O), Jack Harris (O), Blaine Miller (D). **Quality Control:** William Peagler (O), Bryan Cook (D), Reed Heim (ST).

**CAPTAINS:** To be named after the season; will be assigned every game throughout the season.



Colorado Numerical Roster (active players; as of November 25 a.m.):

No. Player	Pos.	No. Player	Pos.	No. Player	Pos.	No. Player	Pos.
1 ABRAMS, Delrick Jr.	CB	16 STENSTROM, Blake	QB	38 RUSSELL, Brady	TE	65 PURSELL, Colby	OL
1 MANGHAM, Jaren	TB	16 LUCKETT, Tarik	CB	38 DUBAR, Steele	ILB	68 SHUTACK, Jack	OL
2 SHENAULT, Laviska Jr.	WR	17 TRUJILLO, K.J.	CB	40 LYNCH, Devin	ILB	70 RODDICK, Casey	OL
2 ONU, Mikial	S	17 GOLDIN, Josh	QB	42 FALO, Nu'umotu Jr.	OLB	71 SENN, Valentin	OL
3 NIXON, K.D.	WR	18 BROWN, Tony	WR	43 PRICE, Evan	PK	72 POHAHAU, Nikko	OL
3 RAKESTRAW, Derrion	S	18 DOSS, Jeremiah	DE	45 TOWNSEND, James	SN	74 LYTLE, Chance	OL
4 NOYER, Sam	S	20 SMITH, Deion	TB	46 NEWMAN, Chase	ILB	76 FILLIP, Frank	OL
5 PERRY, Mark	S	20 TAYLOR, Davion	S/OLB	47 WATERS, Hayden	ILB	77 VAUGHN, Hunter	OL
5 SHENAULT, La'Vontae	WR	21 HUFFMAN-DIXON, Braedin	WR	48 STEFANOU, James	PK	78 SHERMAN, William	OL
6 PELL, Alec	OLB	22 ARIAS, Daniel	WR	49 PRICE, Davis	PK	79 PAIGE, Heston	C
6 CHIAVERINI, Curtis	WR	22 CICCARONE, Grant	QB	50 SAUVAO, Va'atofu	DL	82 GROTH, Jake	WR
7 LYTLE, Tyler	QB	23 LEWIS, Isaiah	S	51 HAMBRIGHT, Arlington	OL	84 BACA, Clayton	WR
7 HAM II, Marvin	ILB	25 STILLWELL, Luke	TE	52 TCHANGAM, Alex	OLB	85 POPLAWSKI, Jared	TE
8 FONTENOT, Alex	TB	26 WELLS, Carson	OLB	52 JYNES, Joshua	C	86 SCHMANSKI, C.J.	TE
8 UDOFFIA, Trey	S	28 DAVIS, Joe	TB	53 LANDMAN, Nate	ILB	87 SMITH, Alex	WR
9 HARRIS, Jalen	TE	28 THOMAS, Dylan	CB	54 LANG, Terrance	DE	87 BEDELL, Derek	SN
10 JACKSON, Jaylon	WR	30 APPLETON II, Curtis	CB	54 RAY, Kanan	OL	89 KINNEY, Alex	P
10 ALLEN, Jash	ILB	31 VAN DIEST, Jonathan	ILB	55 WILLIAMS, Austin	DT	90 SIMON, Jayden	DT
12 MONTEZ, Steven	QB	32 ROBINSON, Ray	ILB	56 LYNOTT, Tim Jr.	C	91 RODMAN, Na'im	DT
12 PERRY, Quinn	ILB	33 GUSTAV, Joshka	OLB	57 DEITCHMAN, John	OL	92 MURRAY, Lloyd Jr.	DT
13 BELL, Maurice	WR	33 SANDERS, Chase	TB	58 KUTSCH, Kary	OL	93 FRANCIS, Tyler	PK
13 HUDSON, Uryan	CB	34 JOHNSON, Mustafa	DE	58 MONTGOMERY, Jamar	OLB	94 JORDAN, Janaz	DT
14 STANLEY, Dimitri	WR	35 BISHARAT, Beau	TE	60 WILEY, Jake	OL	98 MAGRI, Nico	DT
15 BRUMBAUGH, Legend	TE	36 JONES, Akil	ILB	63 BALE, J.T.	SN	99 SAMI, Jalen	DT
15 OATS, D.J.	CB	37 COOPER, Lucas	S	64 JOHNSON, Austin	OL		

## 2019 COLORADO FOOTBALL ORIGINAL LETTERMAN PICTURE

Colorado had **54** lettermen returning for 2019 (53 from the 2018 team, one from 2017); they broke down into 27 on offense, 21 on defense and six specialists; the Buffs lost **36** lettermen off the 2018 squad (15 offense/20 defense/1 specialist). CU returned **11** starters from last season (6 offense/5 defense), losing 13 (6 offense/7 defense); two players started six games each on offense and defense, so the starter count was based off 12 players instead of the standard 11. The 2018 starters are listed in bold (six or more starts); \*—denotes letters earned primarily on special teams. The breakdown:

### OFFENSE

Position	Returning (27)	Lost (15)
WR (x)	<b>K.D. Nixon</b> , Maurice Bell	Erik Lawson, Griffin Foulk, Derek Coleman
WR (z)	<b>Laviska Shenault</b> , Tony Brown, Daniel Arias	Kabion Ento
WR (y)		<b>Juwann Winfree</b>
WR (h)	Dimitri Stanley, Jaylon Jackson, Curtis Chiaverini	<b>Jay MacIntyre</b> , Donovan Lee
LT	<b>Will Sherman</b> , *Hunter Vaughn	
LG		<b>Aaron Haigler</b> , <b>Brett Tonz</b> , Jake Moretti
C	<b>Colby Pursell</b> , Heston Paige	
RG	<b>Tim Lynott Jr.</b> , *Kary Kutsch, *Chance Lytle	Justin Eggers
RT	Frank Fillip, Jack Shutack	<b>Josh Kaiser</b>
TE/HB	Darrion Jones, Brady Russell, Jared Poplawski ( <i>from 2017</i> )	Chris Bounds
QB	<b>Steven Montez</b> , Tyler Lytle, Sam Noyer, *Josh Goldin	
TB	Beau Bisharat ( <i>moved to TE</i> ), *Alex Fontenot, *Chase Sanders	<b>Travon McMillian</b> , Kyle Evans

### DEFENSE

Position	Returning (21)	Lost (20)
OLB	Jacob Callier, Nu'umotu Falo, Jr.	<b>Drew Lewis</b> , Nick Edridge
DE	Terrance Lang	<b>Israel Antwine</b> , Jase Franke, Terriek Roberts
NT	*Nico Magri	<b>Javier Edwards</b> , Lyle Tuiloma, Mo Bandi
DE	<b>Mustafa Johnson</b>	Chris Mulumba
OLB	<b>Carson Wells</b> , Alex Tchangam	
ILB	*Akil Jones, *Chase Newman	<b>Rick Gamboa</b> , Jake Yurachek
ILB	<b>Nate Landman</b> , *Jonathan Van Diest	
BUFF	<b>Davion Taylor</b>	*Daniel Talley
CB	Chris Miller, Mekhi Blackmon	<b>Dante Wigley</b> , *L.J. Wallace, Ronnie Blackmon
SS	Derrion Rakestraw, *Lucas Cooper	<b>Evan Worthington</b> , *Hasaan Hypolite
FS	Aaron Maddox, *Isaiah Lewis	<b>Nick Fisher</b> , *Kyle Trego
CB	<b>Delrick Abrams</b> , Trey Udoffia, *Uryan Hudson	*Kevin George

### SPECIALISTS

Position	Returning (6)	Lost (1)
P	<b>Alex Kinney</b>	Bailey Landwehr
PK	<b>James Stefanou</b> (PK), <b>Davis Price</b> (KO/P), Evan Price (PK), Tyler Francis (PK)	
SN	<b>J.T. Bale</b>	

**Won 5, Lost 6 (3-5 Pac-12)**

TEAM STATISTICS	Colorado	Opponents
FIRST DOWNS .....	241	244
by rushing .....	104	87
by passing .....	117	143
by penalty .....	20	14
FIRST DOWN PLAYS/YARDS .....	344/1982	343/2228
average gain on first down .....	5.76	6.50
THIRD DOWN EFFICIENCY .....	72-168	66-143
percentage .....	42.9	46.2
FOURTH DOWN EFFICIENCY .....	11-18	7-13
percentage .....	61.1	53.8
RUSHING ATTEMPTS .....	405	368
yards gained .....	1949	1914
yards lost .....	205	278
NET RUSHING YARDS .....	1744	1636
average per rush .....	4.31	4.45
average per game .....	158.5	148.7
PASSING ATTEMPTS .....	385	389
passes completed .....	240	253
had intercepted .....	11	11
completion percentage .....	62.3	65.0
efficiency rating .....	129.3	152.6
NET PASSING YARDS .....	2701	3295
average per attempt .....	7.02	8.47
average per completion .....	11.3	13.0
average per game .....	245.5	299.5
TOTAL OFFENSIVE PLAYS .....	790	757
TOTAL NET YARDS .....	4445	4931
AVERAGE GAIN PER PLAY .....	5.63	6.51
AVERAGE PER GAME .....	404.1	448.3
FUMBLES-LOST .....	8-2	12-6
PENALTIES/YARDS .....	80/691	68/685
Offensive .....	47/334	23/195
Defensive .....	18/208	28/319
Special Teams .....	11/100	13/116
Bench/Unsportsmanlike .....	4/49	4/55
TURNOVERS (Margin: +4/+0.36) .....	13	17
TOTAL RETURN YARDS .....	106	225
Punt Returns: No-Yards .....	9-57	11-103
Interceptions: No-Yards .....	11-40	11-122
Misc. (Fumble/Blk. FG) Returns .....	1-9	0-0
KICKOFF RETURNS: No-Yards .....	18-416	14-283
average per return .....	23.1	20.2
PUNTS .....	52	39
yards .....	2311	1789
gross average .....	44.4	45.9
yard deductions: returns/touchbacks .....	103/80	57/0
net yards .....	2128	1732
net average .....	40.9	44.4
DEFENSIVE/tackles for loss .....	49-247	59-210
quarterback sacks/yards .....	22/174	16/101
quarterback hurries .....	54	41
passes broken up .....	51	25
forced fumbles (ST) .....	10 (0)	1 (1)
BLOCKED KICKS (Special Teams) .....	0	1
TIME OF POSSESSION .....	339:55	320:05
average per game .....	30:54	29:06
TIME SPENT IN THE LEAD (tied 95:28) .....	245:43	318:49
TIMES PENETRATED OPPONENT 20 .....	41	35
scores/td,fg .....	33/19,14	30/23,7
GOAL-TO-GO SITUATIONS .....	16	18
scores/td,fg .....	15/9,6	17/16,1
TOTAL DRIVES .....	128	133
drives ended by: TD .....	30	44
FG Made/FG Miss .....	17/5	10/5
Punt/Downs .....	52/6	39/5
TO/SAF/Clock .....	11/0/7	17/0/13
TOTAL POINTS .....	267	337
average per game .....	24.3	30.8

<b>FIELD GOALS</b>	G	10-19	20-29	30-39	40-49	50-59	60+	Total	Pct.	Long
James Stefanou.....	9	0-0	6-7	4-5	2-4	0-1	0-0	12-17	70.6	44
(41) (20.34) (36)	(25.44)	(37.39.20)	(27.33.wn)	(48wl.24.52s)	(22)	(47wl.27wn)	(-) (-)			
Evan Price .....	3	0-0	3-3	2-2	0-0	0-0	0-0	5- 5	100.0	37
(-) (-) (-) (-) (-) (-) (-) (-)										
(34.23.37) (22.23)										
Opponents .....	11	0-0	4-4	3-4	3-6	0-1	0-0	8-12	66.7	47

Colorado Football Statistics / 2-2-2

DEFENSIVE

Pos	Player	Tackles-----					For Loss----		Miscellaneous-----									
		G	Plays	UT	AT	— TOTAL	Avg.	Sacks	Other	TZ	3DS	QBP	QCD	FR	FF	PBU		
LB	Nate Landman.....	11	727	104	23	— 127	11.5	2-20	5-12	4	15	4	1	0	0	5		
DB	Mikial Onu.....	11	706	49	18	— 67	6.1	0- 0	1- 2	1	3	0	2	0	3	5		
LB	Davion Taylor.....	11	681	51	10	— 61	5.5	1-11	7-28	6	12	2	1	1	0	7		
LB	Carson Wells .....	9	469	34	19	— 53	5.9	1- 6	2- 6	1	4	5	0	0	0	3		
LB	Akil Jones .....	11	380	44	6	— 50	4.5	0- 0	3- 4	3	3	4	0	0	0	2		
DB	Delrick Abrams.....	10	665	25	20	— 45	4.5	0- 0	1- 2	3	3	1	0	0	0	7		
DL	Terrance Lang .....	11	544	22	15	— 37	3.4	5-49	1- 2	2	8	12	0	0	0	0		
DB	Derrion Rakestraw....	10	544	22	11	— 33	3.3	0- 0	3- 4	3	4	0	0	0	0	5		
LB	Alex Tchangam .....	11	311	21	9	— 30	2.7	3½-18	0- 0	0	6	6	0	0	1	1		
DL	Mustafa Johnson .....	8	346	20	9	— 29	3.6	4-24	0- 0	0	5	6	0	1	1	0		
DB	Aaron Maddox .....	4	210	18	5	— 23	5.8	0- 0	1- 1	1	2	0	0	0	2	0		
DL	Jalen Sami.....	10	372	12	8	— 20	2.0	0- 0	1- 2	2	2	2	0	1	0	0		
LB	Jonathan Van Diest...	6	174	14	5	— 19	3.2	1- 7	0- 0	0	1	1	0	0	1	0		
DB	K.J. Trujillo .....	7	381	13	5	— 18	2.6	1- 7	0- 0	0	5	2	0	0	0	6		
DB	Mark Perry.....	7	188	9	2	— 11	1.6	1½-16	2-10	0	6	3	0	0	0	3		
DL	Janaz Jordan.....	11	202	2	9	— 11	1.0	0- 0	0- 0	0	0	0	0	0	0	0		
DB	Chris Miller.....	4	168	7	3	— 10	2.5	0- 0	0- 0	0	2	1	0	0	0	2		
LB	Nu'umotu Falo.....	9	199	8	1	— 9	1.0	0- 0	0- 0	1	1	1	0	3	0	1		
DB	Mekhi Blackmon .....	4	199	5	4	— 9	2.3	1- 6	0- 0	0	1	0	0	0	1	1		
DL	Na'im Rodman .....	11	302	4	5	— 9	0.8	0- 0	0- 0	3	1	0	0	0	0	0		
DB	Tarik Luckett.....	5	161	8	0	— 8	1.6	0- 0	0- 0	0	0	1	0	0	0	2		
DL	Austin Williams .....	11	177	4	1	— 5	0.5	0- 0	0- 0	0	0	0	0	0	0	0		
LB	Jash Allen .....	3	27	4	0	— 4	1.3	0- 0	0- 0	0	0	2	0	0	0	0		
DB	Isaiah Lewis .....	3	22	4	0	— 4	1.3	0- 0	0- 0	1	0	0	0	0	0	0		
LB	Jamar Montgomery...	4	25	2	1	— 3	1.0	1-10	0- 0	0	0	1	0	0	1	1		
DT	Lloyd Murray, Jr.....	2	33	2	0	— 2	1.0	0- 0	0- 0	0	1	0	0	0	0	0		
DB	Dylan Thomas.....	1	7	1	0	— 1	1.0	0- 0	0- 0	0	0	0	0	0	0	0		
DB	Lucas Cooper .....	1	3	1	0	— 1	1.0	0- 0	0- 0	0	0	0	0	0	0	0		
LB	Jacob Callier .....	3	22	0	1	— 1	0.3	0- 0	0- 0	0	1	0	0	0	0	0		
DL	Jeremiah Doss.....	7	58	0	0	— 0	0.0	0- 0	0- 0	0	0	0	0	0	0	0		
DB	Sam Noyer.....	4	24	0	0	— 0	0.0	0- 0	0- 0	0	0	0	0	0	0	0		

ATTENDANCE

Site	G	Attendance	Average	High	W-L
In Boulder .....	6	297,435	49,572.5	52,829	3-3
On The Road ...	4	171,947	42,986.8	50,529	1-3
Neutral.....	1	66,997	66,997.0	66,997	1-0

PUNT RETURNS

Player	G	No.	Yards	Avg.	Long	TD	AFP
Dimitri Stanley.....	11	7	47	6.7	15	0	C33
K.D. Nixon.....	11	2	10	5.0	6	0	C28

(AFP—Avg. Field Position: Nixon 2/55; Stanley 7/228)

KICKOFF RETURNS

Player	G	No.	Yards	Avg.	Long	TD	AFP
Laviska Shenault .....	10	1	54	54.0	54	0	O43
K.D. Nixon.....	11	14	341	24.4	38	0	C27
Deion Smith.....	11	3	21	7.0	18	0	C20

(AFP—Shenault 1/54; Nixon 14/379; Smith 3/61)

INTERCEPTION RETURNS

Player	G	No.	Yards	Avg.	Long	TD
Mikial Onu.....	11	4	8	2.0	8	0
Derrion Rakestraw.....	10	3	1	0.3	1	0
Nate Landman.....	11	1	21	21.0	21	0
Carson Wells .....	9	1	7	7.0	7	0
K.J. Trujillo .....	8	1	3	3.0	3	0
Chris Miller.....	4	1	0	0.0	0	0

FUMBLE RETURNS

Player	G	No.	Yards	Avg.	Long	TD
Mustafa Johnson .....	8	1	9	9.0	9t	1

DEFENSIVE SCRIMMAGE SNAPS: 757 (0 2-pt plays).  
FOURTH DOWN STOPS (5; included in third down stops):  
Landman 2, Murray, Tchangam, Van Diest.  
INTERCEPTIONS CAUSED (8): Landman 2, Wells 2,  
Johnson, Jones, Lang, Taylor.  
SACKS FOR 0 (0): None. SAFETIES (0): None.

TOUCHDOWN SAVES (28): Onu 9, Rakestraw 4, Taylor 3, Abrams 2, Maddox 2, Miller 2, Trujillo 2, Lang, Luckett, Wells, Williams.

SPECIAL TEAMS STATISTICS

Player	UT	UT/20	AT	AT/20	FF	FR	KSD	DP	BLK	FFC	FDK	RK	CP	OTH	POINTS
Beau Bisharat .....	5	2	1	0	0	0	4	2	0	5	5	0	0	0	= 24
Daniel Arias.....	3	1	0	0	0	0	1	3	0	7	6	0	0	0	= 11
Jaylon Jackson.....	0	0	1	1	0	0	1	0	0	5	1	0	1	0	= 20
Legend Brumbaugh	0	0	0	0	0	0	7	0	0	0	0	0	0	0	= 7
Maurice Bell.....	2	0	1	1	0	0	0	1	0	0	2	0	0	0	= 7
Ray Robinson.....	0	0	2	1	0	0	2	0	0	1	0	0	1	0	= 7
Isaiah Lewis.....	0	0	0	0	0	0	3	0	0	2	1	0	0	0	= 6
Nico Magri.....	0	0	0	0	0	0	5	1	0	0	0	0	0	0	= 6
Derrion Rakestraw..	1	0	0	0	0	0	1	0	0	0	0	0	1	3	= 6
Davion Taylor.....	0	0	0	0	0	0	0	1	0	2	3	0	0	0	= 6
Sam Noyer .....	0	0	2	1	0	0	2	0	0	0	0	0	0	0	= 5
Jash Allen.....	1	1	0	0	0	0	1	0	0	0	1	0	0	0	= 4
Lucas Cooper .....	1	0	2	0	0	0	0	0	0	0	0	0	0	1	= 4
Jamar Montgomery.	2	1	0	0	0	0	1	0	0	0	0	0	0	1	= 4
Joe Davis.....	2	0	0	0	0	0	1	0	0	0	0	0	0	0	= 3
Akil Jones.....	0	0	0	0	0	0	0	0	0	2	0	0	1	0	= 3
Trey Udoffia.....	0	0	0	0	0	0	2	0	0	0	1	0	0	0	= 3
J.T. Bale.....	0	0	0	0	0	0	0	0	0	2	0	0	0	0	= 2

Player	UT	UT/20	AT	AT/20	FF	FR	KSD	DP	BLK	FFC	FDK	RK	CP	OTH	POINTS
Jacob Callier.....	0	0	1	1	0	0	0	0	0	0	0	0	0	0	= 2
Curtis Chiaverini.....	0	0	0	0	0	0	2	0	0	0	0	0	0	0	= 2
Jalen Harris.....	0	0	0	0	0	0	2	0	0	0	0	0	0	0	= 2
Chase Newman.....	1	0	0	0	0	0	0	0	0	1	0	0	0	0	= 2
Jalen Sami.....	1	0	0	0	0	0	0	0	0	0	0	0	0	1	= 2
Delrick Abrams.....	0	0	0	0	0	0	0	0	0	0	0	0	0	1	= 1
Nu'umotu Falo.....	0	0	0	0	0	0	1	0	0	0	0	0	0	0	= 1
Joshka Gustav.....	0	0	0	0	0	0	0	0	0	0	1	0	0	0	= 1
Alex Kinney.....	0	0	0	0	0	0	0	0	0	0	0	0	1	0	= 1
Aaron Maddox.....	0	0	0	0	0	0	0	0	0	0	0	0	0	1	= 1
Chris Miller.....	0	0	0	0	0	0	0	0	0	1	0	0	0	0	= 1
K.D. Nixon.....	0	0	0	0	0	0	0	0	0	0	0	0	0	1	= 1
Alec Pell.....	0	0	0	0	0	0	1	0	0	0	0	0	0	0	= 1
Mark Perry.....	1	0	0	0	0	0	0	0	0	0	0	0	0	0	= 1
Brady Russell.....	1	0	0	0	0	0	0	0	0	0	0	0	0	0	= 1
Chase Sanders.....	0	0	0	0	0	0	0	0	0	0	0	0	0	1	= 1
Luke Stillwell.....	0	0	0	0	0	0	1	0	0	0	0	0	0	0	= 1
Chase Sanders.....	0	0	0	0	0	0	0	0	0	0	0	0	0	1	= 1

BLOCKED KICKS SUMMARY (0): None. OTHER—Field Goal/PAT Pressures: Abrams, Maddox, Rakestraw. Punt Pressures: None. Touchdown Saves (3): Cooper, Rakestraw, Sami. Stuffed Punt Fakes: None. Fair Catch/Kickoff Return (not in EZ): Nixon.

KEY: UT—Unassisted Tackle; UT/20—UT Inside-the-20; AT—Assisted Tackle; AT/20—AT Inside-the-20; TZ—Tackles For Zero; 3DS—Third/Fourth Down Stops (tackles, INTs, QBPs or PBUs); QBP—Quarterback Pressure; QCD—Quarterback Chasedowns; FF—Forced Fumble; FR—Fumble/Muff Recovery (Opponent on defense or CU or Opponent on special teams); PBU—Passes Broken Up; KSD—Knockdown or Springing Block on Kick Return; DP—Downed Punt (meaningful); BLK—Blocked Kick; RK—Recovered Blocked Kick, Punt or On-side kick; FFC—Forced Fair Catch; FDK—First Downfield (on kickoff or punt that altered return path); CP—Caused Penalty. A defensive game played is credited only when a player is in for at least one defensive play; defensive tackles do not include special team tackles. NOTE: Defensive/special team statistics compiled from coaches' video; NCAA/Pac-12 Colorado stats are not accurate.

YARDS BY QUARTER/HALF

Game	COLORADO								OPPONENT								4TH DOWN		COLORADO			OPPONENT		
	1Q	2Q	1H	3Q	4Q	2H	OT	GAME	1Q	2Q	1H	3Q	4Q	2H	OT	GAME	COLO	OPP	20+ 10+ 5+	20+ 10+ 5+	20+ 10+ 5+			
Colorado State	110	153	263	98	114	212	---	475	116	166	282	75	148	223	---	505	1-1	2-4	8	19	30	5	21	39
Nebraska	45	39	84	109	258	367	13	464	141	125	266	50	159	209	-6	469	2-2	1-1	4	14	36	7	13	28
Air Force	117	15	132	49	135	184	9	325	128	162	290	101	23	124	25	439	2-3	1-1	1	10	26	3	14	31
Arizona State	145	124	269	112	94	206	---	475	76	178	254	107	92	199	---	453	1-1	0-1	7	17	35	6	16	27
Arizona	86	211	297	150	49	199	---	496	105	110	215	175	97	272	---	487	1-2	0-0	5	18	36	5	12	33
Oregon	76	53	129	117	53	170	---	299	172	143	315	131	81	212	---	527	0-2	1-3	2	11	26	9	16	35
Washington State	123	66	189	109	22	131	---	320	178	104	282	115	100	215	---	497	0-0	0-1	4	11	25	6	17	33
Southern California	135	121	256	219	45	264	---	520	126	95	221	144	153	297	---	518	1-2	0-0	3	17	39	8	20	39
UCLA	20	133	153	32	98	130	---	283	201	33	234	129	63	192	---	426	0-1	0-1	1	14	26	4	14	35
Stanford	116	119	235	23	100	123	---	358	60	91	151	131	90	221	---	372	2-2	0-0	1	15	32	3	13	25
Washington	94	158	252	67	111	178	---	430	66	25	91	110	37	147	---	238	1-2	2-2	6	16	31	2	11	21
Utah																								





SCORING DRIVES (Game-By-Game)

Opponent	Plays	Yards	Time	Result	Qtr	(Down) How	PAT	Quarterback
Colorado State	10	75	5:30	TD	1	(3) Harris 1 pass from Montez	Stefanou	Montez
Colorado State	8	56	3:14	*FG	2	(4) Stefanou 41 FG	.....	Montez
Colorado State	6	75	3:02	TD	2	(2) Mangham 5 run	Stefanou	Montez
Colorado State	6	75	1:10	TD	2	(2) Shenault 25 pass from Montez	Stefanou	Montez
Colorado State	3	27	0:54	*TD	3	(1) Fontenot 7 run	Stefanou	Montez
Colorado State	9	68	4:20	TD	4	(1) Fontenot 14 run	Stefanou	Montez
Colorado State	6	75	2:57	TD	3	(1) Fontenot 22 run	Stefanou	Montez
Nebraska	8	64	2:24	TD	3	(1) Mangham 11 run	Stefanou	Montez
Nebraska	1	96	0:14	TD	4	(1) Nixon 96 pass from Montez	Stefanou	Montez
Nebraska	5	75	1:50	TD	4	(1) Mangham 7 run	Stefanou	Montez
Nebraska	7	17	2:20	*FG	4	(4) Stefanou 30 FG	.....	Montez
Nebraska	10	71	3:07	TD	4	(1) Brown 26 pass from Montez	Stefanou	Montez
Nebraska	5	8	.....	FG	OT1	(4) Stefanou 34 FG	.....	Montez
Air Force	11	75	5:23	TD	1	(1) Shenault 42 pass from Montez	Stefanou	Montez
Air Force	5	15	1:17	*FG	1	(4) Stefanou 36 FG	.....	Montez
Air Force	12	75	4:14	TD	4	(3) Stanley 13 pass from Montez	Stefanou	Montez
Air Force	13	60	3:53	TD	4	(2) Shenault 2 run	Stefanou	Montez
Arizona State	10	75	5:00	TD	1	(3) Fontenot 1 run	Stefanou	Montez
Arizona State	11	70	5:06	TD	1	(3) Brown 29 pass from Montez	Stefanou	Montez
Arizona State	6	61	1:47	TD	2	(1) Brown 31 pass from Montez	Stefanou	Montez
Arizona State	12	63	4:46	FG	2	(4) Stefanou 25 FG	.....	Montez
Arizona State	5	65	2:32	TD	3	(2) Brown 20 pass from Montez	Stefanou	Montez
Arizona State	11	57	4:47	FG	4	(4) Stefanou 44 FG	.....	Montez
Arizona	13	55	5:58	FG	1	(4) Stefanou 37 FG	.....	Montez
Arizona	6	27	2:26	FG	2	(4) Stefanou 39 FG	.....	Montez
Arizona	1	38	0:09	*TD	2	(1) Stanley 38 pass from Nixon	Stefanou	Montez
Arizona	9	75	1:37	TD	2	(3) Russell 12 pass from Montez	Stefanou	Montez
Arizona	4	68	1:11	TD	3	(1) Brown 15 run	Stefanou	Montez
Arizona	14	72	7:13	FG	4	(4) Stefanou 20 FG	.....	Montez
Oregon	13	72	4:47	FG	1	(4) Stefanou 27 FG	.....	Montez
Washington State	11	68	4:38	FG	1	(4) Stefanou 24 FG	.....	Montez
Washington State	8	51	2:53	TD	3	(3) Shenault 6 run	Stefanou	Montez
Southern California	13	70	4:57	FG	1	(4) Stefanou 22 FG	.....	Montez
Southern California	12	77	6:18	*TD	2	(3) Nixon 7 pass from Montez	Stefanou	Montez
Southern California	8	65	3:51	TD	2	(3) Nixon 7 pass from Montez	Stefanou	Montez
Southern California	2	75	0:45	TD	3	(2) Shenault 71 pass from Montez	Stefanou	Montez
Southern California	8	66	2:52	TD	3	(1) Montez 17 run	Stefanou	Montez
UCLA	12	83	6:02	TD	2	(3) Montez 2 run	Stefanou	Montez
UCLA	6	68	1:56	TD	4	(1) Brown 27 pass from Montez	E. Price	Montez
Stanford	9	75	3:46	TD	1	(1) Montez 13 run	E. Price	Montez
Stanford	13	63	3:10	FG	2	(4) E. Price 34 FG	.....	Montez
Stanford	14	69	4:38	FG	4	(4) E. Price 23 FG	.....	Montez
Stanford	13	61	6:00	FG	4	(2) E. Price 37 FG	.....	Montez
Washington	8	33	3:42	FG	1	(4) E. Price 22 FG	.....	Montez
Washington	9	55	3:01	FG	2	(4) E. Price 23 FG	.....	Montez
Washington	9	75	3:46	TD	1	(1) Montez 13 run	E. Price	Montez
Washington	9	75	3:46	TD	1	(1) Montez 13 run	E. Price	Montez

(\*—scored following a turnover.)

Drive Analysis

DISTANCE	COLORADO		OPPONENT	
Length	TD	FG	TD	FG
(minus)	—	0	—	0
0—9	0	1	1	1
10—19	0	2	0	0
20—29	1	1	2	0
30—39	1	1	0	1
40—49	0	0	4	1
50—59	1	4	1	3
60—69	10	5	6	1
70—79	14	3	18	2
80—89	2	0	8	1
90—99	1	0	4	0

GAME OPENING DRIVES

Game	COLORADO			OPPONENT		
	Pts	FD	Yds	Pts	FD	Yds
Colorado State	7	4	75	7	2	80
Nebraska	0	3	38	7	3	96
Air Force	7	4	80	0*	0	8
Arizona State	7	3	75	0	2	60
Arizona	3	5	55	0	2	25
Oregon	0	0	0	7	4	75
Washington State	0	2	44	7	3	69
Southern California	3	5	70	7	3	75
UCLA	0	0	4	7	3	57
Stanford	7	5	75	3	4	53
Washington	0	1	22	0	0	2
Utah						

SECOND HALF OPENING DRIVES

Game	COLORADO			OPPONENT		
	Pts	FD	Yds	Pts	FD	Yds
Colorado State	7	1	27	0*	0	2
Nebraska	0	2	35	0	1	29
Air Force	0	3	28	0*	2	40
Arizona State	0	1	37	0	1	16
Arizona	0	0	3	7	3	65
Oregon	0*	0	4	7	2	40
Washington State	0	3	53	0	1	20
Southern California	7	1	75	7	3	75
UCLA	0	2	26	0*	1	12
Stanford	0	0	9	0	4	84
Washington	7	5	67	7	5	65
Utah						

(\*—drive ended by a turnover)

POSSESSIONS AT-A-GLANCE

Opponent	Avg. 3-Plays			
	No. Plays	Snaps	& Out*	Snaps/TD
Colorado	128	790	6.17	27 26.3 (30)
Opponent	133	757	5.69	30 17.2 (44)

(\*—less if there is a turnover; must not have earned a first down or scored a touchdown.)

POINTS BY DRIVE

Drive (CU/Opp)	COLORADO			OPPONENT		
	Pts	TD	FG	Pts	TD	FG
1 (11/11)	34	4	2	45	6	1
2 (11/11)	23	2	3	30	4	1
3 (11/11)	13	1	2	48	6	4
4 (11/11)	20	2	2	24	3	1
5 (11/11)	20	2	2	14	2	0
6 (11/11)	42	6	0	17	2	1
7 (11/11)	14	2	0	34	4	2
8 (11/11)	24	3	1	38	5	1
9 (11/11)	33	4	2	14	2	0
10 (10/10)	21	3	0	35	5	0
11 (10/9)	13	2	1	14	2	0
12 (6/6)	7	1	0	24	3	1
13 (2/3)	0	0	0	0	0	0
14 (2/2)	3	0	1	0	0	0
15 (0/1)	0	0	0	0	0	0
16 (0/0)	0	0	0	0	0	0

COLORADO YARDS PER PLAY— TD Drives: 9.1 (225-2047); FG Drives: 5.2 (158-819); Non-Scoring Drives: 3.9 (407-1579).  
OPPONENT YARDS PER PLAY— TD Drives: 10.3 (296-3055); FG Drives: 6.0 ( 92-551); Non-Scoring Drives: 3.6 (369-1325).

	COLORADO									OPPONENT									TIME SPENT IN THE LEAD			BIG LEAD	
Game	No.	TD	FG-A	PUNT	DWN	TO	SAF	CLK	PTS	No.	TD	FG-A	PUNT	DWN	TO	SAF	CLK	PTS	Colorado	Tied	Opponent	CU	Opp
Colorado State	11	6	1-1	4	0	0	0	0	45	13	4	1-1	1	1	4	0	2	31	43:36	12:12	4:12	21	4
Nebraska	14	4	2-2	6	0	1	0	0	34	15	4	1-2	5	0	3	0	0	31	0:00	12:25	47:35	3	17
Air Force	11	3	1-1	4	1	1	0	1	23	11	4	1-1	2	0	3	0	1	30	14:10	5:51	39:59	10	13
Arizona State	10	4	2-2	3	0	0	0	1	34	11	4	1-2	2	1	1	0	1	31	33:49	16:11	0:00	14	---
Arizona	12	3	3-3	5	1	0	0	0	30	12	5	0-0	5	0	1	0	1	35	16:56	5:58	37:06	6	5
Oregon	12	0	1-2	4	1	4	0	1	3	12	6	1-1	2	2	0	0	1	45	0:00	3:23	56:37	---	42
Washington State	14	1	1-3	6	1	3	0	0	10	14	5	2-2	4	1	1	0	1	41	0:00	6:18	53:42	---	31
Southern California	12	4	1-1	6	1	0	0	0	31	13	5	0-1	4	0	1	0	2	35	42:40	0:59	16:21	10	7
UCLA	12	2	0-2	6	1	1	0	0	14	13	4	1-2	4	0	1	0	2	31	0:00	3:14	56:46	---	17
Stanford	19	1	3-3	4	0	1	0	0	16	9	1	2-3	3	0	1	0	1	13	42:09	11:20	6:31	7	3
Washington Utah	11	2	2-2	4	1	0	0	2	20	10	2	0-0	7	0	1	0	0	14	52:23	7:37	0:00	13	---

**FIRST DOWN PASSING**

Player	Att-Com-Int	Pct.	Yards	FD	TD	Long	Sacked	Rating
Steven Montez .....	130-91-2	70.0	<b>1063</b>	39	5	96t	7/51	148.3
K.D. Nixon .....	1- 1-0	100.0	<b>38</b>	1	1	38t	0/ 0	749.2
Blake Stenstrom .....	1- 1-0	100.0	<b>12</b>	1	0	12	0/ 0	200.8
Tyler Lytle .....	1- 0-0	0.0	<b>0</b>	0	0	0	1/ 1	0.0

**FIRST DOWN RUSHING**

Player	Att.	Yards	Avg.	FD	TD	Long
Alex Fontenot .....	90	<b>442</b>	4.9	15	3	32
Jaren Mangham .....	59	<b>227</b>	3.8	4	2	19
Steven Montez .....	19	<b>140</b>	7.4	6	2	17t
Blake Stenstrom .....	1	<b>27</b>	27.0	1	0	27
Laviska Shenault .....	3	<b>25</b>	8.3	1	0	23
Deion Smith .....	10	<b>21</b>	2.1	0	0	9
Tony Brown .....	4	<b>21</b>	5.3	1	1	15t
K.D. Nixon .....	4	<b>17</b>	4.3	1	0	12
Joe Davis .....	3	<b>7</b>	2.3	0	0	4
Dimitri Stanley .....	2	<b>4</b>	2.0	0	0	0
Team .....	8	<b>-10</b>	-1.3	0	0	-1

**FIRST DOWN RECEIVING**

Player	No.	Yards	Avg.	FD	TD	Long
Tony Brown .....	<b>29</b>	401	13.8	17	3	38
Laviska Shenault .....	<b>19</b>	204	10.7	7	1	42t
K.D. Nixon .....	<b>15</b>	249	16.6	8	1	96t
Dimitri Stanley .....	<b>8</b>	98	12.3	3	1	38t
Brady Russell .....	<b>8</b>	73	9.1	3	0	17
Alex Fontenot .....	<b>7</b>	21	3.0	0	0	3
Jalen Harris .....	<b>3</b>	36	12.0	1	0	23
Jaren Mangham .....	<b>2</b>	11	5.5	1	0	11
Jaylon Jackson .....	<b>1</b>	12	12.0	1	0	12
Maurice Bell .....	<b>1</b>	8	8.0	0	0	8

**ALL-PURPOSE YARDS (Leaders)**

	G	Plays	Rush	Rec.	PR	KOR	Total	Avg.	Avg./G
Alex Fontenot .....	10	196	825	120	0	0	<b>945</b>	4.8	94.5
Laviska Shenault .....	10	71	136	721	0	54	<b>911</b>	12.8	91.1
K.D. Nixon .....	11	55	19	453	10	341	<b>823</b>	15.0	74.8
Tony Brown .....	11	61	33	698	0	0	<b>731</b>	12.0	66.5

**QUARTERBACK SACKS (22-174)**

Colorado State (2-17): Lang 1-10, Van Diest 1-7. **Nebraska (6-33):** Johnson 3-21, Tchangam 2-6, Blackmon 1-6. **Air Force (0-0).** **Arizona State (1-6):** Lang 1-6. **Arizona (0-0).** **Oregon (1-12):** Lang 1-12. **Washington State (1-9):** Tchangam 1-9. **USC (2-17):** Montgomery 1-10, Trujillo 1-7. **UCLA (2-20):** Landman 2-20. **Stanford (2-9):** Lang 1-6, Johnson 1-3. **Washington (5-51):** Perry 1½-16, Lang 1-15, Taylor 1-11, Wells 1-6, Tchangam ½-3.

**THIRD/FOURTH DOWN SACKS (17/0):** Lang 5, Tchangam 2½, Johnson 2, Landman 2, Perry 1½, Blackmon 1, Taylor, Trujillo 1, Van Diest 1.

**THIRD-FOURTH DOWN PASSING**

Player	Att-Com-Int	Pct.	Yards	FD	TD	Long	Sacked	Rating
Steven Montez .....	116-61-4	52.6	<b>657</b>	37	6	49	4/26	110.3
Tyler Lytle .....	0- 0-0	0.0	<b>0</b>	0	0	0	1/ 1	0.0
Blake Stenstrom .....	1- 0-0	0.0	<b>0</b>	0	0	0	0/ 0	0.0

**THIRD-FOURTH DOWN RUSHING**

Player	Att.	FD/TD	Pct.	Yards	Avg.	TD	Att.-FD
Laviska Shenault .....	12	11	<b>91.7</b>	89	7.4	0	3- 3
Alex Fontenot .....	19	14	<b>73.7</b>	104	5.5	1	8- 7
Jaren Mangham .....	15	11	<b>73.3</b>	51	3.4	0	8- 6
Steven Montez .....	11	7	<b>63.6</b>	64	5.8	0	4- 4
Deion Smith .....	4	1	<b>25.0</b>	24	6.0	0	0- 0
K.D. Nixon .....	1	0	<b>0.0</b>	2	2.0	0	0- 0
Tony Brown .....	1	0	<b>0.0</b>	0	0.0	0	0- 0

**THIRD-FOURTH DOWN RECEIVING**

Player	No.	Yards	Avg.	FD	TD	Long
Laviska Shenault .....	<b>14</b>	195	13.9	13	0	29
Tony Brown .....	<b>11</b>	175	15.9	8	1	49
Alex Fontenot .....	<b>10</b>	62	6.2	4	0	15
Dimitri Stanley .....	<b>7</b>	91	13.0	6	1	27
K.D. Nixon .....	<b>7</b>	51	7.3	3	2	15
Brady Russell .....	<b>6</b>	68	11.3	3	1	27
Jalen Harris .....	<b>2</b>	6	3.0	0	1	5
Deion Smith .....	<b>2</b>	6	3.0	0	0	3
Jaren Mangham .....	<b>2</b>	3	1.5	0	0	0

**SACKS BY QTR: CU 0-6-7-8 (1-OT); OPP 4-6-0-6 (0-OT)****2019 COLORADO BUFFALO SINGLE-GAME HIGHS****Individual**

**LONGEST SCORING RUN**— 22, Alex Fontenot vs. Colorado State  
**LONGEST NON-SCORING RUN**— 32, Alex Fontenot vs. Colorado State  
**LONGEST SCORING PASS**— 96, Steven Montez to K.D. Nixon vs. Nebraska (*school record*)  
**LONGEST NON-SCORING PASS**— 57, Steven Montez to Jaylon Jackson vs. Nebraska  
**LONGEST KICKOFF RETURN**— 54, Laviska Shenault vs. Nebraska  
**LONGEST PUNT RETURN**— 15, Dimitri Stanley vs. Arizona  
**LONGEST INTERCEPTION RETURN**— 21, Nate Landman vs. Washington  
**LONGEST PUNT**— 63, Alex Kinney vs. Colorado State, Arizona  
**LONGEST FIELD GOAL**— 44, James Stefanou vs. Arizona State  
**MOST TOUCHDOWNS**— 3, on two occasions (Alex Fontenot, Tony Brown)  
**MOST RUSHING ATTEMPTS**— 25, Alex Fontenot vs. Arizona State  
**MOST RUSHING YARDS**— 125, Alex Fontenot vs. Colorado State  
**MOST PASS ATTEMPTS**— 43, Steven Montez vs. Air Force, USC  
**MOST PASS COMPLETIONS**— 28, Steven Montez vs. Nebraska, Oregon State  
**MOST INTERCEPTIONS THROWN**— 4, Steven Montez at Oregon  
**MOST PASSING YARDS**— 375, Steven Montez vs. Nebraska  
**MOST TOUCHDOWN PASSES**— 3, Steven Montez vs. Arizona State, USC  
**MOST RECEPTIONS**— 10, Tony Brown vs. Arizona  
**MOST RECEIVING YARDS**— 172, Laviska Shenault vs. USC  
**MOST TOTAL OFFENSIVE PLAYS**— 50, Steven Montez vs. USC (43 pass, 7 rush)  
**MOST TOTAL OFFENSE**— 358, Steven Montez vs. Nebraska (*375 pass, -17 rush*)  
**MOST FIELD GOALS ATTEMPTED**— 3, on three occasions (Stefanou 2, E. Price)  
**MOST FIELD GOALS MADE**— 3, James Stefanou vs. Arizona; Evan Price vs. Stanford  
**MOST TACKLES**— 16, Nate Landman at Oregon (16 UT)  
**MOST SOLO TACKLES**— 16, Nate Landman at Oregon (16 TT)  
**MOST TACKLES FOR LOSS**— 3, Mustafa Johnson vs. Nebraska; Mark Perry vs. Washington  
**MOST QUARTERBACK SACKS**— 3, Mustafa Johnson vs. Nebraska  
**MOST QUARTERBACK HURRIES**— 2, on five occasions (Lang 2, Johnson, Jones, Wells)  
**MOST INTERCEPTIONS**— 2, Mikial Onu vs. Colorado State  
**MOST PASSES BROKEN UP**— 3, Delrick Abrams at Oregon  
**MOST THIRD/FOURTH DOWN STOPS**— 4, Nate Landman at UCLA  
**MOST KNOCKDOWN BLOCKS (OL)**— 13, Arlington Hambricht at Washington State  
**MOST SPECIAL TEAM POINTS**— 5, Beau Bisharat at Oregon, vs. Southern California

**Team Bests/Highs**

**MOST FIRST DOWNS**— 26, vs. Arizona  
**MOST RUSHING ATTEMPTS**— 41, vs. Stanford, Washington  
**MOST RUSHING YARDS**— 243, vs. Colorado State  
**MOST PASS ATTEMPTS**— 45, at Oregon  
**MOST COMPLETIONS**— 29, vs. Arizona  
**MOST INTERCEPTIONS THROWN**— 4, at Oregon  
**MOST PASSING YARDS**— 375, vs. Nebraska  
**MOST OFFENSIVE PLAYS**— 81, vs. Arizona  
**MOST TOTAL OFFENSE**— 520, vs. USC  
**FEWEST FUMBLES**— 0, on six occasions  
**MOST FUMBLES**— 3, vs. Air Force (all team snaps)  
**FEWEST TURNOVERS**— 0, vs. Colorado State, Arizona, USC, Washington  
**MOST TURNOVERS**— 4, vs. Oregon  
**MOST TIME OF POSSESSION**— 35:37, at Oregon  
**LONGEST TOUCHDOWN DRIVE**— 96 yards (1 play, vs. Nebraska)  
**LONGEST FIELD GOAL DRIVE**— 72 yards (14 plays), vs. Arizona; (13 plays), at Oregon

**Defensive Bests**

**FEWEST FIRST DOWNS ALLOWED**— 15, by Stanford  
**FEWEST RUSHING ATTEMPTS ALLOWED**— 20, by Washington State  
**FEWEST RUSHING YARDS ALLOWED**— 32, by Washington  
**FEWEST PASS ATTEMPTS ALLOWED**— 12, by Air Force  
**FEWEST PASS COMPLETIONS ALLOWED**— 7, by Air Force  
**FEWEST PASSING YARDS ALLOWED**— 155, by Air Force  
**MOST INTERCEPTIONS**— 2, vs. Colorado State  
**FEWEST TOTAL PLAYS ALLOWED**— 54, by Stanford  
**FEWEST TOTAL YARDS ALLOWED**— 238, by Washington  
**MOST FUMBLES FORCED**— 2, on four occasions  
**MOST TURNOVERS GAINED**— 4, vs. Colorado State  
**MOST PASSES BROKEN UP**— 10, at Washington State  
**MOST QUARTERBACK SACKS**— 6, vs. Nebraska  
**MOST QUARTERBACK HURRIES**— 7, vs. Southern California, Washington  
**MOST TACKLES FOR LOSS**— 10, vs. Washington



## GAME-BY-GAME INDIVIDUAL CHARTS / OFFENSE

## RUSHING

## JOE DAVIS

	Att	Yds	Avg.	Long	TD
Colorado State.....	0	0	0.0	0	0
Nebraska.....	0	0	0.0	0	0
Air Force.....	0	0	0.0	0	0
Arizona State.....	0	0	0.0	0	0
Arizona.....	0	0	0.0	0	0
Oregon.....	2	0	0.0	4	0
Washington State.....	4	13	3.3	7	0
USC.....	0	0	0.0	0	0
UCLA.....	INJ-----				
Stanford.....	0	0	0.0	0	0
Washington.....	0	0	0.0	0	0
Utah.....					

## ALEX FONTENOT

	Att	Yds	Avg.	Long	TD
Colorado State.....	19	125	6.6	32	3
Nebraska.....	10	42	4.2	18	0
Air Force.....	13	42	3.2	8	0
Arizona State.....	25	89	3.6	16	1
Arizona.....	21	94	4.5	22	0
Oregon.....	15	71	4.7	20	0
Washington State.....	11	105	9.5	25	0
USC.....	16	57	3.6	11	0
UCLA.....	INJ-----				
Stanford.....	18	95	5.3	18	0
Washington.....	24	105	4.4	21	1
Utah.....					

## JAREN MANGHAM

	Att	Yds	Avg.	Long	TD
Colorado State.....	6	11	1.8	5	1
Nebraska.....	11	44	4.0	11t	2
Air Force.....	10	56	5.6	19	0
Arizona State.....	7	23	3.3	7	0
Arizona.....	10	34	3.4	9	0
Oregon.....	10	42	4.2	9	0
Washington State.....	8	42	5.3	10	0
USC.....	7	38	5.4	9	0
UCLA.....	17	77	4.5	16	0
Stanford.....	11	18	1.6	6	0
Washington.....	5	27	5.4	14	0
Utah.....					

## STEVEN MONTEZ

	Att	Yds	Avg.	Long	TD
Colorado State.....	5	39	7.8	19	0
Nebraska.....	8	-17	-2.1	5	0
Air Force.....	2	-16	-8.0	-8	0
Arizona State.....	2	10	5.0	5	0
Arizona.....	5	16	3.2	7	0
Oregon.....	3	12	4.0	14	0
Washington State.....	3	-9	-3.0	2	0
USC.....	7	45	6.4	17t	1
UCLA.....	7	-2	-0.3	12	1
Stanford.....	8	40	5.0	17	1
Washington.....	6	56	9.3	20	0
Utah.....					

## DEION SMITH

	Att	Yds	Avg.	Long	TD
Colorado State.....	2	4	2.0	3	0
Nebraska.....	0	0	0.0	0	0
Air Force.....	1	2	2.0	2	0
Arizona State.....	4	15	3.8	8	0
Arizona.....	0	0	0.0	0	0
Oregon.....	7	41	5.9	18	0
Washington State.....	4	-1	-0.3	2	0
USC.....	0	0	0.0	0	0
UCLA.....	2	-2	-1.0	0	0
Stanford.....	0	0	0.0	0	0
Washington.....	0	0	0.0	0	0
Utah.....					

## LAVISKA SHENAU

	Att	Yds	Avg.	Long	TD
Colorado State.....	3	35	11.7	23	0
Nebraska.....	3	6	2.9	7	0
Air Force.....	3	25	8.3	19	1
Arizona State.....	0	0	0.0	0	0
Arizona.....	INJ-----				
Oregon.....	0	0	0.0	0	0
Washington State.....	3	16	5.3	7	1
USC.....	1	17	17.0	17	0
UCLA.....	1	15	15.0	15	0
Stanford.....	1	5	5.0	5	0
Washington.....	3	17	5.7	10	0
Utah.....					

## DIMITRI STANLEY

	Att	Yds	Avg.	Long	TD
Colorado State.....	0	0	0.0	0	0
Nebraska.....	1	8	8.0	8	0
Air Force.....	1	0	0.0	0	0
Arizona State.....	1	2	2.0	2	0
Arizona.....	0	0	0.0	0	0
Oregon.....	1	4	4.0	4	0
Washington State.....	0	0	0.0	0	0
USC.....	0	0	0.0	0	0
UCLA.....	0	0	0.0	0	0
Stanford.....	0	0	0.0	0	0
Washington.....	0	0	0.0	0	0
Utah.....					

## PASSING

## STEVE MONTEZ

	A-C-I	Yds	Long	TD	Rating
Colorado State.....	20-13-0	232	38	2	195.4
Nebraska.....	41-28-1	375	96t	2	156.3
Air Force.....	43-26-1	220	42t	2	114.1
Arizona State.....	30-23-0	337	35	3	204.0
Arizona.....	42-28-0	299	49	1	134.3
Oregon.....	34-19-4	131	24	0	64.7
Washington State.....	30-16-2	129	29	0	76.1
USC.....	43-27-0	324	71t	3	149.1
UCLA.....	38-21-1	195	27t	1	101.8
Stanford.....	30-20-1	186	29	0	112.1
Washington.....	28-17-0	223	39	1	139.4
Utah.....					

## TYLER LYTLE

	A-C-I	Yds	Long	TD	Rating
Colorado State.....	0-0-0	0	0	0	0.0
Nebraska.....	DNP-----				
Air Force.....	DNP-----				
Arizona State.....	DNP-----				
Arizona.....	DNP-----				
Oregon.....	0-0-0	0	0	0	0.0
Washington State.....	1-0-0	0	0	0	0.0
USC.....	INJ-----				
UCLA.....	INJ-----				
Stanford.....	INJ-----				
Washington.....	DNP-----				
Utah.....					

## BLAKE STENSTROM

	A-C-I	Yds	Long	TD	Rating
Colorado State.....	DNP-----				
Nebraska.....	DNP-----				
Air Force.....	DNP-----				
Arizona State.....	DNP-----				
Arizona.....	DNP-----				
Oregon.....	DNP-----				
Washington State.....	3-1-1	12	12	0	0.3
USC.....	0-0-0	0	0	0	0.0
UCLA.....	DNP-----				
Stanford.....	DNP-----				
Washington.....	0-0-0	0	0	0	0.0
Utah.....					

## RECEIVING

## DANIEL ARIAS

	No	Yds	Avg.	Long	TD
Colorado State.....	0	0	0.0	0	0
Nebraska.....	0	0	0.0	0	0
Air Force.....	0	0	0.0	0	0
Arizona State.....	0	0	0.0	0	0
Arizona.....	2	35	17.5	29	0
Oregon.....	0	0	0.0	0	0
Washington State.....	0	0	0.0	0	0
USC.....	0	0	0.0	0	0
UCLA.....	0	0	0.0	0	0
Stanford.....	0	0	0.0	0	0
Washington.....	0	0	0.0	0	0
Utah.....					

## MAURICE BELL

	No	Yds	Avg.	Long	TD
Colorado State.....	0	0	0.0	0	0
Nebraska.....	0	0	0.0	0	0
Air Force.....	0	0	0.0	0	0
Arizona State.....	0	0	0.0	0	0
Arizona.....	0	0	0.0	0	0
Oregon.....	0	0	0.0	0	0
Washington State.....	1	-2	-2.0	-2	0
USC.....	0	0	0.0	0	0
UCLA.....	0	0	0.0	0	0
Stanford.....	1	8	8.0	8	0
Washington.....	0	0	0.0	0	0
Utah.....					

## BEAU BISHARAT

	No	Yds	Avg.	Long	TD
Colorado State.....	0	0	0.0	0	0
Nebraska.....	0	0	0.0	0	0
Air Force.....	0	0	0.0	0	0
Arizona State.....	1	2	2.0	2	0
Arizona.....	0	0	0.0	0	0
Oregon.....	0	0	0.0	0	0
Washington State.....	0	0	0.0	0	0
USC.....	0	0	0.0	0	0
UCLA.....	0	0	0.0	0	0
Stanford.....	0	0	0.0	0	0
Washington.....	0	0	0.0	0	0
Utah.....					

## TONY BROWN

	No	Yds	Avg.	Long	TD
Colorado State.....	3	71	23.7	38	0
Nebraska.....	5	60	12.0	26t	1
Air Force.....	2	20	10.0	13	0
Arizona State.....	9	150	16.7	31t	3
Arizona.....	10	141	14.1	49	0
Oregon.....	5	16	3.2	9	0
Washington State.....	3	22	7.3	9	0
USC.....	5	67	13.4	19	0
UCLA.....	6	77	12.8	27t	1
Stanford.....	3	32	10.7	13	0
Washington.....	4	42	10.5	18	0
Utah.....					

## ALEX FONTENOT

	No	Yds	Avg.	Long	TD
Colorado State.....	0	0	0.0	0	0
Nebraska.....	4	20	5.0	10	0
Air Force.....	1	-2	-2.0	-2	0
Arizona State.....	3	22	7.3	15	0
Arizona.....	5	34	6.8	19	0
Oregon.....	3	12	4.0	11	0
Washington State.....	2	5	2.5	6	0
USC.....	5	29	5.8	9	0
UCLA.....	INJ-----				
Stanford.....	0	0	0.0	0	0
Washington.....	1	0	0.0	0	0
Utah.....					

## JALEN HARRIS

	No	Yds	Avg.	Long	TD
Colorado State.....	2	24	12.0	23	1
Nebraska.....	0	0	0.0	0	0
Air Force.....	4	22	5.5	8	0
Arizona State.....	0	0	0.0	0	0
Arizona.....	0	0	0.0	0	0
Oregon.....	1	5	5.0	5	0
Washington State.....	0	0	0.0	0	0
USC.....	0	0	0.0	0	0
UCLA.....	0	0	0.0	0	0
Stanford.....	0	0	0.0	0	0
Washington.....	0	0	0.0	0	0
Utah.....					

## JAYLON JACKSON

	No	Yds	Avg.	Long	TD
Colorado State.....	0	0	0.0	0	0
Nebraska.....	1	57	57.0	57	0
Air Force.....	0	0	0.0	0	0
Arizona State.....	0	0	0.0	0	0
Arizona.....	1	4	4.0	4	0
Oregon.....	0	0	0.0	0	0
Washington State.....	1	12	12.0	12	0
USC.....	0	0	0.0	0	0
UCLA.....	0	0	0.0	0	0
Stanford.....	1	4	4.0	4	0
Washington.....	0	0	0.0	0	0
Utah.....					

## DARRION JONES

	No	Yds	Avg.	Long	TD
Colorado State.....	0	0	0.0	0	0
Nebraska.....	0	0	0.0	0	0
Air Force.....	-----INJ-----				
Arizona State.....	-----INJ-----				
Arizona.....	0	0	0.0	0	0
Oregon.....	0	0	0.0	0	0
Washington State....	-----DNP-----				
USC.....	-----DNP-----				
UCLA.....	-----DNP-----				
Stanford.....	-----DNP-----				
Washington.....	-----DNP-----				
Utah.....					

## GAME-BY-GAME INDIVIDUAL CHARTS / DEFENSE

## DEFENSIVE

## DELRIK ABRAMS, CB

Plays	UT,AT-TT	TFL	PD	3Ds	Other
Colorado State.....	78 4,4-8	0-0	1	1	.....
Nebraska.....	72 2,0-2	0-0	0	0	.....
Air Force.....	64 4,4-8	1-2	0	1	TZ
Arizona State.....	42 2,0-2	0-0	0	1	TZ
Arizona.....	67 2,2-4	0-0	1	0	.....
Oregon.....	71 4,4-8	0-0	3	0	.....
Washington State..	67 1,2-3	0-0	1	0	.....
USC.....	70 2,2-4	0-0	0	1	QBH
UCLA.....	67 0,0-0	0-0	0	0	.....
Stanford.....	-----	INJ	-----	-----	-----
Washington.....	67 4,2-6	0-0	1	0	TZ
Utah.....	-----	-----	-----	-----	-----

## JASH ALLEN, ILB

Plays	UT,AT-TT	TFL	PD	3Ds	Other
Colorado State.....	5 0,0-0	0-0	0	0	.....
Nebraska.....	-----	ST ONLY	-----	-----	-----
Air Force.....	-----	ST ONLY	-----	-----	-----
Arizona State.....	-----	ST ONLY	-----	-----	-----
Arizona.....	-----	ST ONLY	-----	-----	-----
Oregon.....	-----	ST ONLY	-----	-----	-----
Washington State..	19 3,0-3	0-0	0	0	QBH
USC.....	-----	ST ONLY	-----	-----	-----
UCLA.....	-----	ST ONLY	-----	-----	-----
Stanford.....	-----	ST ONLY	-----	-----	-----
Washington.....	3 0,0-0	0-0	0	0	QBH
Utah.....	-----	-----	-----	-----	-----

## MEKHI BLACKMON, CB

Plays	UT,AT-TT	TFL	PD	3Ds	Other
Colorado State.....	72 4,0-4	0-0	0	0	.....
Nebraska.....	72 1,3-4	1-6	0	1	.....
Air Force.....	-----	INJ	-----	-----	-----
Arizona State.....	45 0,1-1	0-0	0	1	.....
Arizona.....	10 0,0-0	0-0	0	0	.....
Oregon.....	-----	INJ	-----	-----	-----
Washington State..	-----	INJ	-----	-----	-----
USC.....	-----	INJ	-----	-----	-----
UCLA.....	-----	INJ	-----	-----	-----
Stanford.....	-----	INJ	-----	-----	-----
Washington.....	-----	INJ	-----	-----	-----
Utah.....	-----	-----	-----	-----	-----

## JEREMIAH DOSS, DE

Plays	UT,AT-TT	TFL	PD	3Ds	Other
Colorado State.....	-----	DNP	-----	-----	-----
Nebraska.....	-----	DNP	-----	-----	-----
Air Force.....	-----	DNP	-----	-----	-----
Arizona State.....	18 0,0-0	0-0	0	0	.....
Arizona.....	9 0,0-0	0-0	0	0	.....
Oregon.....	16 0,0-0	0-0	0	0	.....
Washington State..	3 0,0-0	0-0	0	0	.....
USC.....	-----	DNP	-----	-----	-----
UCLA.....	-----	DNP	-----	-----	-----
Stanford.....	-----	DNP	-----	-----	-----
Washington.....	12 0,0-0	0-0	0	0	.....
Utah.....	-----	-----	-----	-----	-----

## NU'UMOTU FALO, OLB

Plays	UT,AT-TT	TFL	PD	3Ds	Other
Colorado State.....	39 1,0-1	0-0	0	0	.....
Nebraska.....	51 1,0-1	0-0	0	3	2-FR
Air Force.....	23 1,1-2	0-0	0	0	1-FR
Arizona State.....	12 1,0-1	0-0	0	0	.....
Arizona.....	-----	ST ONLY	-----	-----	-----
Oregon.....	13 0,0-0	0-0	0	0	.....
Washington State..	-----	DNP	-----	-----	-----
USC.....	23 4,0-4	1-2	1	0	.....
UCLA.....	14 0,0-0	0-0	0	0	.....
Stanford.....	11 0,0-0	0-0	0	0	.....
Washington.....	13 0,0-0	0-0	0	0	.....
Utah.....	-----	-----	-----	-----	-----

## MUSTAFA JOHNSON, DE

Plays	UT,AT-TT	TFL	PD	3Ds	Other
Colorado State.....	59 1,3-4	0-0	0	0	FR/TD
Nebraska.....	61 6,2-8	3-21	0	3	3S/FF
Air Force.....	54 3,2-5	0-0	0	1	QBH
Arizona State.....	7 0,0-0	0-0	0	0	.....
Arizona.....	-----	INJ	-----	-----	-----
Oregon.....	-----	INJ	-----	-----	-----
Washington State..	17 1,0-1	0-0	0	0	.....
USC.....	40 5,0-5	0-0	0	0	QBH
UCLA.....	66 3,1-4	0-0	0	0	.....
Stanford.....	42 1,1-2	1-3	0	1	QBS/H
Washington.....	-----	INJ	-----	-----	-----
Utah.....	-----	-----	-----	-----	-----

## AKIL JONES, ILB

Plays	UT,AT-TT	TFL	PD	3Ds	Other
Colorado State.....	5 0,0-0	0-0	0	0	.....
Nebraska.....	13 4,0-4	1-1	0	1	.....
Air Force.....	41 7,3-10	1-1	0	2	.....
Arizona State.....	19 1,0-1	0-0	0	0	.....
Arizona.....	46 5,0-5	0-0	0	0	2-QBH
Oregon.....	58 6,1-7	0-0	1	0	.....
Washington State..	9 2,0-2	0-0	0	0	.....
USC.....	36 1,0-1	0-0	0	0	.....
UCLA.....	62 8,0-8	0-0	1	0	2-TZ,H
Stanford.....	44 2,1-3	0-0	0	0	QBH
Washington.....	46 8,1-9	1-2	0	0	TZ
Utah.....	-----	-----	-----	-----	-----

## JANAZ JORDAN, DT

Plays	UT,AT-TT	TFL	PD	3Ds	Other
Colorado State.....	30 0,2-2	0-0	0	0	.....
Nebraska.....	20 0,1-1	0-0	0	0	.....
Air Force.....	13 0,1-1	0-0	0	0	.....
Arizona State.....	19 0,1-1	0-0	0	0	.....
Arizona.....	24 1,2-3	0-0	0	0	.....
Oregon.....	11 0,0-0	0-0	0	0	.....
Washington State..	20 0,0-0	0-0	0	0	.....
USC.....	24 1,1-2	0-0	0	0	.....
UCLA.....	16 0,1-1	0-0	0	0	.....
Stanford.....	14 0,0-0	0-0	0	0	.....
Washington.....	11 0,0-0	0-0	0	0	.....
Utah.....	-----	-----	-----	-----	-----

## NATE LANDMAN, ILB

Plays	UT,AT-TT	TFL	PD	3Ds	Other
Colorado State.....	72 11,0-11	0-0	0	2	QBH
Nebraska.....	72 12,2-14	0-0	0	2	1-TZ
Air Force.....	64 10,5-15	0-0	1	.....	.....
Arizona State.....	66 8,1-9	0-0	0	0	TZ
Arizona.....	67 10,1-11	1-3	0	0	.....
Oregon.....	69 16,0-16	2-5	0	1	QBH
Washington State..	64 7,2-9	0-0	1	3	2-TZ,H
USC.....	58 7,2-9	1-2	1	0	.....
UCLA.....	74 11,4-15	2-20	0	4	QH,Ci
Stanford.....	54 5,3-8	0-0	1	1	.....
Washington.....	67 7,3-10	1-2	2	1	INT
Utah.....	-----	-----	-----	-----	-----

## TERRANCE LANG, DE

Plays	UT,AT-TT	TFL	PD	3Ds	Other
Colorado State.....	64 1,2-3	1-10	0	1	QBS,H
Nebraska.....	51 2,1-3	0-0	0	0	TZ
Air Force.....	31 3,2-5	0-0	0	1	.....
Arizona State.....	47 3,2-5	1-6	0	1	QBS,H
Arizona.....	46 0,1-1	0-0	0	1	2-QBH
Oregon.....	56 2,0-2	1-12	0	1	QBS,H
Washington State..	50 2,1-3	0-0	0	1	3-QBH
USC.....	46 0,0-0	0-0	0	0	QBH
UCLA.....	58 2,5-7	0-0	0	0	TZ
Stanford.....	40 3,0-3	1-6	0	1	QBS
Washington.....	56 5,1-6	2-17	0	1	QBS
Utah.....	-----	-----	-----	-----	-----

## CHRIS MILLER, CB

Plays	UT,AT-TT	TFL	PD	3Ds	Other
Colorado State.....	40 2,0-2	0-0	0	0	.....
Nebraska.....	15 0,0-0	0-0	2	1	INT
Air Force.....	64 2,2-4	0-0	0	0	.....
Arizona State.....	49 3,1-4	0-0	1	1	QBH
Arizona.....	-----	INJ	-----	-----	-----
Oregon.....	-----	INJ	-----	-----	-----
Washington State..	-----	INJ	-----	-----	-----
USC.....	-----	INJ	-----	-----	-----
UCLA.....	-----	INJ	-----	-----	-----
Stanford.....	-----	INJ	-----	-----	-----
Washington.....	-----	INJ	-----	-----	-----
Utah.....	-----	-----	-----	-----	-----

## JAMAR MONTGOMERY, OLB

Plays	UT,AT-TT	TFL	PD	3Ds	Other
Colorado State.....	-----	DNP	-----	-----	-----
Nebraska.....	-----	DNP	-----	-----	-----
Air Force.....	-----	DNP	-----	-----	-----
Arizona State.....	-----	DNP	-----	-----	-----
Arizona.....	-----	DNP	-----	-----	-----
Oregon.....	-----	DNP	-----	-----	-----
Washington State..	15 0,0-0	0-0	1	0	.....
USC.....	6 2,0-2	1-10	0	0	QS,FF
UCLA.....	2 0,1-1	0-0	0	0	.....
Stanford.....	2 0,0-0	0-0	0	0	.....
Washington.....	-----	DNP	-----	-----	-----
Utah.....	-----	-----	-----	-----	-----

## SAM NOYER, S

Plays	UT,AT-TT	TFL	PD	3Ds	Other
Colorado State.....	6 0,0-0	0-0	0	0	.....
Nebraska.....	-----	ST ONLY	-----	-----	-----
Air Force.....	-----	ST ONLY	-----	-----	-----
Arizona State.....	1 0,0-0	0-0	0	0	.....
Arizona.....	16 0,0-0	0-0	0	0	.....
Oregon.....	-----	ST ONLY	-----	-----	-----
Washington State..	-----	ST ONLY	-----	-----	-----
USC.....	-----	ST ONLY	-----	-----	-----
UCLA.....	1 0,0-0	0-0	0	0	.....
Stanford.....	-----	ST ONLY	-----	-----	-----
Air Force.....	-----	DNP	-----	-----	-----
Utah.....	-----	-----	-----	-----	-----

## MIKIAL ONU, S

Plays	UT,AT-TT	TFL	PD	3Ds	Other
Colorado State.....	72 4,1-5	0-0	0	1	2-INT
Nebraska.....	72 5,0-5	0-0	0	0	FF
Air Force.....	64 10,2-12	0-0	0	0	INT,FF
Arizona State.....	66 2,3-5	0-0	2	0	.....
Arizona.....	34 0,0-0	0-0	1	2	INT
Oregon.....	63 4,6-10	0-0	1	0	.....
Washington State..	70 5,2-7	0-0	0	0	.....
USC.....	70 4,1-5	0-0	1	0	FF,QC
UCLA.....	74 6,2-8	1-2	0	0	TZ
Stanford.....	54 5,0-5	0-0	0	0	.....
Washington.....	67 4,1-5	0-0	0	0	.....
Utah.....	-----	-----	-----	-----	-----

## MARK PERRY, S

Plays	UT,AT-TT	TFL	PD	3Ds	Other
Colorado State.....	-----	DNP	-----	-----	-----
Nebraska.....	-----	DNP	-----	-----	-----
Air Force.....	-----	DNP	-----	-----	-----
Arizona State.....	8 0,0-0	0-0	0	0	.....
Arizona.....	-----	ST ONLY	-----	-----	-----
Oregon.....	17 2,0-2	0-0	1	1	.....
Washington State..	73 3,0-3	0-0	1	0	.....
USC.....	47 1,0-1	1-6	0	0	QBH
UCLA.....	12 1,0-1	0-0	1	1	.....
Stanford.....	10 0,1-1	0-0	0	2	QBH
Washington.....	21 2,1-3	3-20	0	2	1½-QS
Utah.....	-----	-----	-----	-----	-----

## DERRION RAKESTRAW, S

Plays	UT,AT-TT	TFL	PD	3Ds	Other
Colorado State.....	13 0,1-1	0-0	0	0	.....
Nebraska.....	-----	ST ONLY	-----	-----	-----
Air Force.....	16 2,0-2	0-0	0	0	.....
Arizona State.....	65 7,2-9	1-1	1	1	INT,TZ
Arizona.....	67 2,2-4	1-2	0	0	.....
Oregon.....	48 1,1-2	0-0	1	0	.....
Washington State..	73 0,1-1	0-0	1	1	INT
USC.....	67 2,2-4	0-0	0	0	.....
UCLA.....	74 1,0-1	0-0	0	0	TZ
Stanford.....	54 3,2-5	0-0	0	1	INT
Washington.....	67 3,0-3	1-1	1	1	TZ
Utah.....	-----	-----	-----	-----	-----

## NA'IM RODMAN, DT

	Plays	UT,AT-T	TFL	PD	3Ds	Other
Colorado State .....	18	0,0-0	0-0	0	0	.....
Nebraska .....	11	0,1-1	0-0	0	1	.....
Air Force .....	27	1,0-1	0-0	0	0	.....
Arizona State .....	44	0,1-1	0-0	0	1	.....
Arizona .....	45	0,0-0	0-0	0	0	.....
Oregon .....	43	0,1-1	0-0	0	0	.....
Washington State..	40	1,0-1	0-0	0	0	.....
USC .....	21	1,0-1	0-0	0	0	.....
UCLA .....	7	0,0-0	0-0	0	0	.....
Stanford .....	9	0,0-0	0-0	0	0	.....
Washington .....	37	1,2-3	0-0	0	0	2-T2
Utah .....						

## DRIVE ENGINEERING

Quarterback	Started	TD	FG	FGA	PNT	DWN	TRN	SAF	CLK	RPL	Yielded	Drive	Drive Efficiency*			Plays	Yards	Avg.	3 & Out
STEVEN MONTEZ.....	122	30	17	5	48	6	10	0	7	0	260	<b>2.13</b>	38.5%	45.2%	762	4408	5.78	23	
BLAKE STENSTROM.....	3	0	0	0	2	0	0	0	0	1	0	<b>0.00</b>	0.0%	0.0%	12	41	3.42	1	
TYLER LYTLE.....	3	0	0	0	2	0	1	0	0	0	0	<b>0.00</b>	0.0%	0.0%	7	6	0.86	3	
COLORADO.....	128	30	17	5	52	6	11	0	7	(1)	260	<b>2.03</b>	36.7%	43.0%	781	4455	5.70	27	
OPPONENTS.....	133	44	10	5	39	5	17	0	13	(0)	337	<b>2.53</b>	40.6%	49.2%	745	4979	6.68	30	

\*—second number is the percentage the QB has put his team in position to score, allowing for missed field goals, minus drives ended by the clock and if replaced.

\*\*—excludes kneel-downs, spiked passes and fake/muffed punt plays when not actually directing offense: Montez 9(-10), Lytle 0(-0), Stenstrom 0(-0); Opponents 12(-48).

**Note:** Montez' drives ended count adds to one more than the started as he replaced Stenstrom on a fourth quarter drive against USC.

## KICKOFF ANALYSIS

Kicker	Total	Ret.	Yards	(Avg.)	FC	MF	NA	TB	(EZ+)	In20/25	OB	OnS	SQB	OSY	OSY	Overall	Ret.
J. STEFANOU .....	36	9	2498	<b>69.4</b>	3	0	0	23	(19)	3 / 7	1	(0)	(1)	893	218	O 25	O 24
D. PRICE .....	19	4	1333	<b>70.2</b>	1	0	0	15	(9)	2 / 3	0	(1)	(0)	443	68	O 23	O 17
OPPONENTS .....	64	18	4461	<b>69.7</b>	2	0	0	43	(33)	2 / 10	1	(0)	(0)	1659	O 26	494	O 27

**ONSIDE KICKS:** Colorado 0-0, Opponents 0-0. **KICKOFF KEY:** MF—muffed; FC—fair catch; NA—no attempt at a return; EZ+—through or over end zone; OSY—Opponent Starting Yardline;

ASY—Average Starting Yardline; Ret—averages using returned kicks only. Onside (OnS), short squibs (SQB) and free kicks are omitted in figuring the above; out-of-bounds are not;

returns may not add to team totals due to those credited on on-side kicks; free kicks following safeties NOT included. **FREE KICKS (Punt Style):** Colorado 0, Opponents 0.

## FIRST DOWN TENDENCIES

	Rushing-----			*Passing-----			OVERALL-----			Times Gained-----			Miscellany-----			Second Half		
	Plays	Yards	Avg.	Plays	Yards	Avg.	Plays	Yards	Avg.	20+	10+	5+	2-	0	Neg.	TD	QBS	TO
COLORADO .....	203	921	4.5	141	1061	7.5	<b>344</b>	<b>1982</b>	<b>5.76</b>	17	71	157	140	53	43	14	7	2
Opponents .....	180	874	4.9	163	1354	8.3	<b>343</b>	<b>2228</b>	<b>6.50</b>	25	69	157	127	69	25	16	3	5

\*—kept like the NFL in that quarterback sacks are deducted from passing to present the accurate picture.

## YARDS GAINED ANALYSIS

[Third down plays replayed due to penalty but yards awarded: Colorado 0, Opponents 1.]

Team	1st Down-----			2nd Down-----			3rd Down-----			4th Down-----			Season-----			*By Quarter-----			Opp. Territory-----			Breakdown-----		
	Att.	Yards	Avg.	Att.	Yards	Avg.	Att.	Yards	Avg.	Att.	Yards	Avg.	Att.	Yards	Avg.	1st	2nd	3rd	4th	Att.	Yards	Avg.	+	0
COLORADO .....	344	1982	5.8	260	1504	5.8	168	901	5.4	18	58	3.2	<b>790</b>	<b>4445</b>	<b>5.63</b>	1067	1192	1085	1079	354	1912	5.4	551	173
Opponents .....	343	2228	6.5	257	1880	7.3	144	737	5.1	13	86	6.2	<b>757</b>	<b>4931</b>	<b>6.51</b>	1369	1232	1268	1043	332	2041	6.1	538	160

\*—OT Yards: Colorado 22, Opponent 19. **Drives In Opponent Territory (minus those with 50+scores):** Colorado 75/125 (60.0%, 25.4 yards per drive); Opponent 76/126 (60.3%; 26.9 ypd)

## THIRD DOWN EFFICIENCY ANALYSIS

[4th-&-1: Colorado 5-6 (5-5 rush, 0-1 pass), Opponents 1-1 (1-1 rush, 0-0 pass)]

	3rd Down and-----																		Second	
Team	1	2	3	4	5	6	7	8	9	10	11-14	15-19	20+	RUSH	PASS	QBS	Half/OT	TOTAL	PCT.	
COLORADO .....	14-17	8-13	12-17	11-21	4-10	4-14	3-12	7-18	0- 4	1- 9	5-19	3-11	0- 3	33-51	39-117	9	31-80	72-168	42.9	
Opponents .....	13-15	9-15	6-13	7-14	2-13	8-16	8-13	3- 9	2- 6	6-15	1- 8	1- 3	0- 3	24-41	42-102	17	29-74	66-143	46.2	

**AVERAGE YARDS TO GO:** Colorado 6.8 (168/1144); Opponents 6.2 (143/881). **SECOND DOWN EFFICIENCY:** Colorado 80-260 (30.8%; 1-4 yds: 28-56); Opponent 105-257 (40.9; 1-4 yds: 42-63).

## TURNOVER ANALYSIS

	Opp/CU		Own Territory-----										Opponent Territory-----										By Quarter-----					Last 2 Min./OT**	
Team	TO	PTS	(TD,FG)	Pct.(Pts.)	EZ/G-10	11-20	21-30	31-40	41-50	49-40	39-30	29-20	19-10	9-6/EZ	=	Total	(TD*)	1st	2nd	3rd	4th	OT	1st-H	2nd-H					
COLORADO .....	13	51	(6,3)	15.1 (337)	0	0	0	2	5	2	0	1	0	3	=	13	(0)	2	6	3	2	0	1	(0)	0				
Opponents .....	17	40	(4,4)	15.0 (267)	1	1	1	2	1	1	2	3	3	2	=	17	(1)	5	3	4	5	0	2	(1)	1				

**First Play After Gaining Turnover:** Colorado 16-87, 5.5 avg., 38 long, 1 TD (7-27 rush/8-5-0, 69, 1 TD pass, QBS-9), 1 Return TD

Opponent: 12-83, 6.9 avg., 45 long, 2 TD (7-35 rush, 1 TD/4-3-0, 55 pass, 1 TD, QBS-7), 1 Pen, 0 Return TD.

\*—interception or fumble returns for a touchdown; \*\*—number in parenthesis is number of turnovers in last 2-minutes while team is protecting lead or trying to tie or go ahead.

## YARDS LOST DUE TO PENALTIES

	Colorado	Opponent
Times Penalized After Offensive Gain .....	17	13
Yards Lost Due To Penalties .....	177	131
Touchdowns Cost (Field Goals Cost) .....	0 (0)	0 (0)
First Downs Lost .....	12	8

## GOAL-TO-GO SITUATIONS

Team	Summary-----										GTG Plays-----			1-Yard Line	
	Total	TD	FG	FGA	TO	DWN	CLK	ROC			Plays	TDs	Pct.	Plays	TDs
COLORADO .....	16	9	6	0	1	0	0	(1)			41	9	22.0	3	2
OPPONENTS .....	18	16	1	0	1	0	0	(0)			37	16	43.2	3	3

## EXPANDED PUNTING

Player	Punts	Yards	Avg.	Spot	Ret.	Yards	Return	Returned	Avg.	In20/15/10/5	TB	FC	60+	No.	Yds.	Avg.	No.-Yds (In20)	No.	Yds.	Avg.	
ALEX KINNEY .....	52	2311	44.44	C38	11	103	9.4	52	78.8	40.92	21/17/8/3	4	24	6	7	340	48.6	10-347 (8)	42	1964	46.8
Downed At The 1-Yardline: Kinney 1. Average Spot—yardline where punts average from: Kinney 52/1956. Left-footed punts: none.																					

**Downed At The 1-Yardline:** Kinney 1. **Average Spot**—yardline where punts average from: Kinney 52/1956. **Left-footed punts:** none.

## AVERAGE STARTING FIELD POSITION

	Colorado	Opponent
Drives Started .....	128	133
Cumulative Starting Yardlines .....	3690	3632
<b>Average Field Position-----</b>	<b>C29</b>	<b>O27</b>
Drives Started In Plus Territory .....	10	15
Scores/TD,FG .....	7/2.5	9/7.2
FGA/Punts/Downs/Clock .....	1/0/1/0	1/1/0/0
Turnovers/Ran Out Clock .....	0/1	1/3
Points .....	29	55
Drives Started Inside/At Own 20 .....	29 (19/10)	44 (30/14)
Points Scored (TD/FG) .....	36 (3/5)	96 (12/4)

## SCORING PERCENTAGE INSIDE-THE-20 (Red Zone)

	Colorado	Opponent
Times Penetrated Opponent 20 .....	41	36
Total Scores .....	33	30
Touchdowns (Rush/Pass) .....	19 (14/5)	23 (16/7)
Field Goals-Attempts .....	14-16	7-9
Turnovers/Downs/Punts/Clock .....	2/3/0/1	2/2/0/0
Scores From Outside The RZ/TD,FG .....	14/11.3	24/21.3
Scoring Percentage (TD Pct.) .....	<b>80.5</b> (48.6)	<b>83.3</b> (63.9)
Total Red Zone Plays/Yards (Avg.) .....	118/358 (3.0)	100/349 (3.5)
Third Down Efficiency .....	13-32/40.6	14-24/58.3
Fourth Down Efficiency .....	0-3/0.0	1-2/50.0
*Ran Out Clock Not Trying To Score .....	1	0

(\*—not included in total counts or plays above; the 20 IS NOT in the Red Zone)

## FIRST DOWNS EARNED

Player	Rush	Pass	Rec.	—	Total (3/4)
STEVEN MONTEZ .....	17	115	0	—	<b>132</b> (46)
ALEX FONTENOT .....	42	0	6	—	<b>48</b> (18)
LAVISKA SHENAULT .....	12	0	30	—	<b>42</b> (24)
TONY BROWN .....	2	0	31	—	<b>33</b> (8)
JAREN MANGHAM .....	25	0	3	—	<b>28</b> (11)
K.D. NIXON .....	1	1	16	—	<b>18</b> (4)
DIMITRI STANLEY .....	1	0	15	—	<b>16</b> (6)
BRADY RUSSELL .....	0	0	11	—	<b>11</b> (3)
JAYLON JACKSON .....	1	0	2	—	<b>3</b> (0)
DANIEL ARIAS .....	0	0	2	—	<b>2</b> (0)
BLAKE STENSTROM .....	1	1	0	—	<b>2</b> (0)
JALEN HARRIS .....	0	0	1	—	<b>1</b> (1)
JOE DAVIS .....	1	0	0	—	<b>1</b> (0)
DEION SMITH .....	1	0	0	—	<b>1</b> (1)

## FUMBLES

Player	No-Lost
FONTENOT .....	1-0
MANGHAM .....	1-0
RUSSELL .....	1-0
NIXON .....	1-1
SHENAULT .....	1-1
<b>TEAM</b> .....	<b>3-0</b>
<b>TOTALS</b> .....	<b>8-2</b>

## MISCELLANEOUS

	Colorado	Opponent
Points Scored First 5 Minutes (Total/1st, 2nd) .....	28/14,14	49/21,28
Points Scored Last 5 Minutes (Total/1st, 2nd) .....	64/37,27	48/34,14
Points Scored Last 2 Minutes (Total/1st, 2nd) .....	51/34,17	24/24, 0