



UNIVERSITY OF COLORADO BUFFALOES / SPORTS INFORMATION SERVICE

www.CUBuffs.com

2150 Stadium Drive (574 Champions Center), 357 UCB, Boulder, CO 80309-0357

© 2020 CU Athletics

Telephone 303/492-5626 (E-mail/FB contacts: david.plati@colorado.edu; curtis.snyder@colorado.edu)

David Plati (Associate AD/SID), Curtis Snyder (Assistant AD), Troy Andre (Associate SID/CUBuffs.com Managing Editor), Linda Sprouse (Associate SID), Seth Pringle (Assistant SID), Shaun Wicen (Assistant SID), Neill Woelk (Contributing Editor/CUBuffs.com), Alex French (Graduate Assistant)

GAME 4

2020 COLORADO BUFFALO FOOTBALL WEEKLY RELEASE, NOTES & STATISTICS

COLORADO BUFFALOES vs. ARIZONA WILDCATS

SATURDAY, DECEMBER 5, 2020 • 5:05 p.m. MST • Arizona Stadium (50,782) • Tucson, Ariz.

RELEASE NUMBER 4 (December 1, 2020)

FS-1 (National) | KOA-RADIO | CUBUFFS.COM (Live Stats)

BUFFALO BITS ...

The **Colorado Buffaloes** (3-0, 2-0 Pac-12), bowl eligible for the first time since the 2016 season, return to Pac-12 action this Saturday, heading southwest to Tucson to take on the **Arizona Wildcats** (0-3, 0-3 Pac-12) in a 5:05 p.m. MST game at Arizona Stadium ... CU has had its last two scheduled games canceled due to COVID-19 issues the opponent programs (Arizona State in Boulder on Nov. 21 and at Southern California on Nov. 28), but CU athletic director arranged for a replacement game against San Diego State early during USC week when it became apparent that the game could be canceled ... Colorado won the game, 20-10, the **75th** straight win when the opponent scored 13 or fewer points (dating back to a 7-0 loss at Nebraska in 1988) ... The Buffaloes have started **3-0** for the third time in the last five seasons, and are one of **13** teams remaining undefeated heading into December ... CU is looking to open 3-0 in Pac-12 league play for the first time

(the Buffs were 2-0 in 2016 and 2018 but lost the next time out) and have been 4-0 just one time (2018) since opening 5-0 in 1998 ... The Buffaloes are **11-10** all-time in the state of Arizona, which includes a 2-2 mark in bowl games ... Colorado has opened with a pair of one-score games to open the year (decided by eight points or less), and now have taken part in nine such games over the last 14 the Buffs are now **6-3** in those games (and have had **31** total over the last seven seasons); the seven CU played in last year tied for the fourth-most in the nation ... **Karl Dorrell** is the sixth head coach in school history to open 3-0 in his first season, and just the second since 1905 (out of 27); he's the 13th to start 2-0 in conference play ... The PDF version of the **2020 CU Media Guide** is now on-line at www.cubuffs.com/FCMG2020 ... **CUBuffs.com/media** is all things Buff (on-line media guide, live stats, etc.).

DEPTH CHART ON PAGE 58; ROSTER PAGES 59-61; STAT PAGES 63-71

TV | CU-UA Alex Faust (play-by-play) / Evan Moore (color) / Mike Principato (on-site producer)

(no sideline reporter)

STAT(S) OF THE WEEK

15. That's the number of games that the opponent has been held under 100 yards rushing dating back to the 2016 season, after the Buffaloes held Stanford to 70 yards on 21 attempts and then San Diego State to 79 on 31 tries. So far in 2020, opponent quarterbacks have had the most success running the football, more often escaping a pass rush than a designed play: the four quarterbacks (SDSU used two) have 29 rushes for 190 yards and 2 touchdowns (which 18 yards lost on six sacks, otherwise the true number is 23 for 208). Opponent running backs have been stifled for the most part, combining for **45** carries for **129** yards and two scores. That's a 9.0 average for the QBs, and 2.9 for the running backs, which have just four rushes in double digits (22, 18, 15 and 11); remove those, and the true running backs have fared even worse on the other 41 attempts (63 yards (1.5 per).

Owning The Lead. The Buffaloes have now led for **156:37** this season, tied for **15:08** and have trailed for just **3:15**. That translates into Colorado being ahead 87 percent of the time thus far in 2020.

Quarterly Report. CU has now scored in all **12** quarters to open a season for the first time since 1998, when the Buffs scored in the first 16. The all-time school record for the most at the start of a season is **22** back in 1993. CU has scored in **13** in a row dating back the fourth quarter of last year's finale at Utah, with the record for consecutive quarters scored in being **23**, set over the 1970-71 seasons.

OBSCURE NOTE(S) OF THE WEEK

100/100. With the CU defense holding San Diego State to **155** yards overall, **79** on the ground and **76** through the air, the Buffaloes improved to **47-1** all-time when holding an opponent under 100 yards in both rushing and passing. The Buffs also improved to **105-15-1** since the start of the 1985 season when holding an opponent to under 300 yards of total offense that included fewer than 100 yards rushing.

REVISED 2020 COLORADO SCHEDULE & RESULTS (3-0, 2-0 Pac-12)

2020									
Date	CU*	Opponent	Opp*	TV	Result/Time	Record	Series	This-N-That or '19 rewind	
NOV. 7	---	● UCLA (N)	---	ESPN2	W 48-42	2-2	5-11-0	Buffs roll to 35-7 second quarter lead and hang on; Broussard has record night	
Nov. 14	---	● at Stanford	---	ESPN	W 35-32	1-2	6- 6-0	Noyer runs for two TDs, throws for two: just the eighth time in CU history	
NOV. 21	RV	● ARIZONA STATE	RV	(ESPN2)	Canceled	0-1	3- 8-0	Game was cancelled on 11/15 due to COVID-19 issues in the Sun Devil program	
Nov. 28	---	● at Southern California	19	ABC	Canceled	3-0	0-14-0	Game was cancelled on 11/26 due to COVID-19 issues in the Trojan program	
Nov. 28	---	SAN DIEGO STATE	---	PAC12	W 20-10	3-3	2- 0-0	SDSU scheduled as replacement opponent; defensive battle (427 total yards)	
Dec. 5	RV	● at Arizona (N)	---	FS-1	5:05 p.m.	0-3	14- 8-0	Another wild CU-UA game; nine lead changes as Wildcats hold on late, win 35-30	
DEC. 11	---	● UTAH (N)	---	FS-1	7:30 p.m.	0-2	32-31-3	CU strikes first but Utah rallied for 17-7 lead at half and pulled away	
Dec. 18	OR	PAC-12 Championship Game (N)	---	FOX	6:00 p.m.			Championship game original set for Las Vegas will be at campus site	
Dec. 19		North Division Opponent TBD	---	TBA	TBA			One of five crossover games to be determined the week prior	

KEY: *—AP rank at time of game; ●—Pac-12 Conference game; N—Night game; All times mountain.

GAMES CANCELLED DUE TO PANDEMIC: at Colorado State (Sept. 5), Fresno State (Sept. 12), at Texas A&M (Sept. 19), at Oregon (Sept. 26), Washington State (Nov. 7), at Washington (Nov. 21). In Revised Schedule: Arizona State (Nov. 21), at Southern California (Nov. 28).

**COLORADO MEDIA SERVICES**

Head coach **Karl Dorrell** will hold a **Monday Zoom Conference call** at 11:00 a.m. (Nov. 9-Dec. 21); the lone exception being Tuesday, Nov. 3 since the team cannot practice with it being Election Day (hoping to return to in-person whenever the pandemic ends or is under control). It will be more or less an extended version of what we have been doing daily Zooms. Starting with Nov. 9, the **press conference portions will be streamed live** on www.CUBuffs.com.

Note: There was no **Front Range Huddle** this summer; look for it to resume in 2021 in Denver.

Season Interview Schedule. With daily COVID testing, it eliminates the larger window we had for interviews (over an hour lost). Dorrell will speak on Mondays and Wednesdays; players available on Tuesdays and Wednesdays (most have heavy academic schedules which eliminate Thursdays); assistant coaches on all three days if requested in advance.

Reminder: there is no longer a Tuesday **Pac-12 Teleconference Call** that used take place on Tuesdays are no more.

Video highlights of CU games are available through the Pac-12 Network Assignment Desk (assignment@pac-12.org). However, there are usage restrictions; contact **Dustin Rocke** to coordinate your needs (drocke@pac-12.org).

The **Pac-12 Networks** are available nationwide through many platforms; check with local cable or satellite subscribers for more info. Comcast and Time Warner carry the Network in Colorado and DISH Network is the league's satellite provider. In the Boulder-Denver area: Comcast 430 & 431 (840 HD); Pac-12 DISH channels include 406 (hopper) and 409 (along with 5453 and 5454 in its auxiliary area).

The **Colorado locker room** (home and road) is closed after games; following the customary 10-minute cooling off period, players will be available in a timely manner COVID-restrictions permitting (requests will be solicited following the game, no cutoff).

Colorado's football **practices** are closed; due to pandemic restrictions, CU will provide still photograph and B-roll on most days. When restrictions are lifted for any photography/video needs, media must follow parameters listed in CU's media policies. (Thursday & Friday practices are open to network TV talent if in town and they follow COVID protocols.)

This year's standard **practice schedule** (mountain time): **Sunday:** 5:15-6:30; **Monday:** Off; **Tuesday:** 9:10-11:30; **Wednesday:** 9:10-11:30; **Thursday:** 9:50-11:50; **Friday:** 10:30-11:30 walk-through (home and road games).

COVID testing daily (a.m. 2 hours); meetings follow.

Interviews with Colorado players and coaches are allowed post-practice on Mondays, Tuesdays and Wednesdays. Phone/Zoom interviews with media are allowed all three days in all time slots. Interviews on Sundays are at the discretion of the player, as it being the standard player day off, CU can't facilitate due to NCAA rules. Assistant coaches are game-planning on Sunday and are also only available at their discretion.

Photo Requests. Please direct any photo (.jpg) requests to either david.plati@colorado.edu or curtis.snyder@colorado.edu.

collegepressbox.com
SINCE 2005 EVERYTHING BUT THE PRE-GAME MEAL

Credentials. CU does not utilize an on-line credential system; we prefer the personal touch. Email Dave Plati with request (david.plati@colorado.edu).

Collegepressbox.com is the official media website for Division I football. Access and download weekly game notes, quotes, statistics, media guides, headshots, logos and more for each conference and its member schools. Register for access at: www.collegepressbox.com/register.

The **Pac-12 Mountain Network** is the television home of the Buffaloes; it produces a variety of programming featuring all 12 member institutions.

THE BUFFS ON THE INTERNET

The official CU site on the Internet can be found at www.CUBuffs.com has the most up-to-date information, releases, game notes, press conference broadcasts (free), articles by longtime journalist and CUBuffs.com contributing editor **Neill Woelk** along with podcasts/video by the voice of the Buffs, **Mark Johnson**; the direct link to the **Football Media Center** is cubuffs.com/ColoradoMediaCenter. Breaking news with the program will be found here first every time and delivered in full without third-party editing or what they might deem unessential.

Audio. CU football can be heard (free) on the Internet at either CUBuffs.com or KOA-Radio (or its sister station, KDSP/AM760). Links: www.CUBuffs.com, www.850koa.com, www.am760.net.

Live Stats for Colorado home games can be accessed at www.colorado.statbroadcast.com; please contact the SID office for the password.

BuffTV is CU's live streaming service for live games and press conferences not broadcast by the Pac-12 TV partners. In addition, highlights, features, interviews and the Buffalo Stampede weekly show can be found at www.youtube.com/BuffsTV.

THE BUFFS ON THE AIRWAYS

KOA-Radio in Denver (850AM & 94.1FM; KDFD 760AM when conflicts) originates the CU Football Network, with **Mark Johnson** in his 17th year as the play-by-play voice of the Buffs. Former CU head coach **Gary Barnett** (analysis) is in his fifth full season on the broadcasts. Sideline duties will be handled by committee between **Jeff Campbell**, **Andy Lindahl** and **Bobby Pesavento**. In 2020 due to the pandemic, road games will be broadcast from CU. Cities on the network in addition to KOA: Glenwood Springs (KNFO/106.1FM, which also serves Redstone/105.7FM, Rifle/107.5FM, Roaring Fork/94.3FM, Thomasville/96.3FM & Vail/105.5FM) and KMTS/99.1FM (which also serves New Castle/103.7FM, Rifle/99.5FM & West Glenwood Springs/96.7FM) Fort Morgan (KRFD/100.1FM), Grand Junction (KNZZ/1100AM, 92.7FM). KOA has been the home to CU football for 77 of the last 80 years. *Both stations will stream the game live on the Internet.*

The **CU Coaches Radio Show** originates from the Champions Center (taped on Thursdays, Nov. 5-Dec. 16/17); **Mark Johnson** hosts and it airs 7-8 p.m. that night on KOA and the CU Network; the show will air a day earlier for the USC and Utah games (TBA ahead of the last game on Dec. 18 or 19), final one of the year. (Stream at <https://cubuffs.com/watch/>.)

The **Buffalo Stampede** will air on Wednesdays (Nov. 3-March. 31) on Altitude Sports Network.

Digital Yearbook: <http://publogix.com/e/20-UCOLFBYB/>

Satellite Radio: Sirius-XM is the satellite home of the Buffs; the Arizona game (KOA broadcast) will be on **Sirius & XM 381** (and **Internet 971**).

PRONUNCIATION GUIDE**Coaches/Staff**

Darrin **CHIAVERINI** (shiv-ah-ree-knee)
Karl **DORRELL** (door-el)
Darian **HAGAN** (hay-gun)
DEMETRICE Martin (dee-meat-riss)
Brian **MICHALOWSKI** (michael-ow-ski)
Mitch **RODRIGUE** (row-dreeg)

Players

6 Daniel **ARIAS** (are-e-us)
25 **MEKHI** Blackmon (muh-kye as in eye)
23 **JAREK BROUSSARD** (jerek brew-sard)
17 Grant **CICCARONE** (sis-a-roan)
0 **ASHAAD** Clayton (ah-shod)
57 John **DEITCHMAN** (dych-mon)
50 Travis **DROSOS** (droh-soas)
18 Caleb **FAURIA** (four-E-A)
76 Frank **FILLIP** (phillip)
8 Alex **FONTENOT** (font-en-know)
97 Paulison **FOSU** (foe-sue)
33 Joshka **GUSTOV** (goo-stovv)
34 **MUSTAFA** Johnson (moo-stoff-uh)
94 **JANAZ** Jordan (juh-nozz)
36 **AKIL** Jones (ah-keel)
52 Joshua **JYNES** (rhymes with nines)
58 **KARY KUTSCH** (car-E kooch)
15 Montana **LEMONIOUS-Craig** (lee-moan-e-us)
16 **TARIK** Luckett (tuh-reek)
74 Chance **LYTLE** (lie-tull; hard T)
7 Tyler **LYTLE** (lie-dull; soft T)
98 Nico **MAGRI** (ma-gree)
1 Jaren **MANGHAM** (mang-ham)
4 Sam **NOYER** (noy-er)
72 **NIKKO POHAHAU** (knee-ko poe-huh-how)
85 Jared **POPLAWSKI** (pop-u-law-ski)
65 Colby **PURSELL** (per-sell)
3 Derrion **RAKESTRAW** (rake-straw)
54 **KANAN** Ray (kay-ninn)
91 **NA'IM** Rodman (ny-eem)
99 Jalen **SAMI** (sah-me)
5 **LA'VONTAE SHENAU** (luh-von-tay shuh-nault)
33 **JAYLE** Stacks (jay-lee)
48 James **STEFANOU** (steff-ah-know)
31 Jonathan Van **DIEST** (rhymes w/east)

ROSTER CHANGES/DUPE I.D.'s

Number Changes: **WR Daniel Arias** is in 6 (from 22 in previous years); **CB Chris Miller** is in 0 (from 14); **CB Jaylen Striker** is in 20 (from 2). **Position Change:** **Alec Pell** (from OLB to TE, and #21)

NO LONGER ON TEAM: **DB Will Anglen.**

DUPE NUMBERS: Those who appear below are in dupe numbers where both are likely see action on special teams; jerseys do have name tags, but skin tone key below to help with identification: **A**—African-American, **C**—Caucasian, **H**—Hispanic; **P**—Polynesian or Pacific Islander:

Offense/Specialist	Defense/Specialist
0 Clayton, TB (A)	0 Miller, CB (A)
1 Mangham, TB (A)	1 Thomas, OLB (A)
3 Nixon, WR (A)	3 Rakestraw, S (A)
4 Noyer, QB (C)	4 Montgomery, OLB (A)
5 Shenault, WR (A)	5 M. Perry, S/LB (A)
7 T. Lytle, QB (C)	7 Ham, ILB (A)
23 Broussard, TB (A)	23 Lewis, S (A)
33 Stacks, TB (A)	33 Gustav, OLB (C)
52 Jynes, C (A)	52 Lang, DE (A)

**GAME-BY-GAME STARTERS (2020)**

Here are CU's starters for the 2020 season (**bold** indicates first career start):

OFFENSE	WR	WR	WR	LT	LG	C	RG	RT	TE	QB	TB
UCLA	Arias	Bell	Stanley	Sherman	Kutsch	Pursell	Roddick	Fillip	Russell	Noyer	Broussard
Stanford	Arias	Bell	Stanley	Sherman	C. Lytle	Kutsch	Roddick	Fillip	Russell	Noyer	Mangham
San Diego State	Shenault	Nixon	Stanley	Sherman	C. Lytle	Kutsch	Roddick	Fillip	Schmanski	Noyer	Broussard
DEFENSE	OLB	DE	NT	DE/DT	ILB	ILB	OLB	LCB	FS	SS	RCB
UCLA	Wells	Lang	Sami	Johnson	Landman	Jones	Thomas	Gonzalez	Rakestraw	M. Perry	Blackmon
Stanford	Wells	Lang	Sami	Johnson	Landman	Jones	Thomas	Gonzalez	Rakestraw	I. Lewis	Blackmon
San Diego State	Wells	Lang	Jordan	Johnson	Landman	Jones	Thomas	Gonzalez	Rakestraw	I. Lewis	Blackmon

CONSECUTIVE STARTS—Landman 27, Sherman 24, Kutsch 15, Rakestraw 12, Wells 12, Lang 11. **CAREER STARTS**—Landman 27, Sherman 25, M. Johnson 23.

PLAYER PARTICIPATION (dressed/played): UCLA 79/58; Stanford 71/57; San Diego State 77/53.

COLORADO CAPTAINS / GAME-BY-GAME

The coaches select captains for each game, and at the end of the season, will name the captains for the year. Game-by-game captains:

Opponent	Captains				
UCLA	DL Mustafa Johnson	ILB Nate Landman	TE Brady Russell	OT Will Sherman	
Stanford	WR Jaylon Jackson	DL Mustafa Johnson	OL Kary Kutsch	OLB Carson Wells	
San Diego State	DE Terrance Lang	QB Sam Noyer	ILB Jonathan V an Diest		

COLORADO PLAYERS OF THE GAME & SCOUT TEAM POW'S

Here are the coaches' selections for Colorado's player of the game and scout team players of the week:

Opponent	Offensive	Defensive	Special Teams	Offensive Scouts	Defensive Scout(s)	Special Team Scout(s)
UCLA	TB Jarek Broussard OG Kary Kutsch OT Frank Phillip C Colby Pursell OG Casey Roddick OT Will Sherman	DE Mustafa Johnson ILB Nate Landman OLB Carson Wells	FS Derrion Rakestraw	OL John Deitchman WR La'Vontae Shenault	OLB Jason Harris	S Ryan Travis
Stanford	OT Frank Phillip QB Sam Noyer WR Dimitri Stanley	ILB Nate Landman DE Terrance Lang OLB Carson Wells	ILB Mister Williams	WR Jake Groth TB Jayle Stacks	DB Kyle Scofield DL Jayden Simon	WR Alex Smith
San Diego State	TB Jarek Broussard WR La'Vontae Shenault	CB Mekhi Blackmon CB Christian Gonzalez ILB Nate Landman	P Josh Watts	TB Jayle Stacks	DL Jayden Simon	WR Alex Smith

2020 PAC-12 & COLORADO/NFF POW NOMINATIONS

Here is the list of CU's weekly nominations for the Pac-12 players of the week along with those for the NFF/Colorado Chapter (*—denotes winner):

Opponent	Pac-12 Player of the Week Nominations					Colorado Chapter/NFF	
	Offensive	Offensive Line	Defensive	Defensive Line	Special Teams	Freshman	Player of the Week
UCLA	*TB Jarek Broussard	OT Will Sherman	S Isaiah Lewis	DL Mustafa Johnson	none	none	suspended for 2020
Stanford	*QB Sam Noyer	OT Frank Phillip	*ILB Nate Landman	DE Terrance Lang	ILB Mister Williams	WR Brenden Rice
San Diego State	TB Jarek Broussard		ILB Nate Landman	none	none	WR La'Vontae Shenault	

2020 OPEN AND CLOSE

Late Season Opener. This was Colorado's latest season opener in 102 years (Nov. 7), or since Nov. 16, 1918; that year the start of the season was also delayed to an influenza pandemic, CU lost at home to Colorado State Teachers College (now Northern Colorado), 9-0. The only other season that started later was CU's first in 1890 (a 20-0 loss at the Denver Athletic Club on Nov. 15). The last time a conference opponent was the foe in a season opener was in 1961, when CU defeated Oklahoma State in Boulder, 24-0.

And On The Other End. With the regular season finale now set for Dec. 18 or 19, it will be the latest game to ever end the regular schedule. The 1890 finale was on Dec. 15; three regular seasons ended on Dec. 7 (1918, 1963, when a game against Air Force was delayed two weeks due to the assassination of President John F. Kennedy and in 2002 (Big 12 title game against Oklahoma). In 1924, CU had a couple of "postseason" games in Hawai'i (Dec. 25-Jan. 1), and in 1893, CSU issued a challenge to CU and two played on Feb. 11; CU's 70-6 win was tacked on to the 1892 schedule.

CU's COVID TESTING

- Colorado is testing coaches and players six days per week (not testing on Monday, the players' day off); daily testing done by CU sports medicine personnel.
- Antigen tests conducting six times weekly; PCR testing once (within 36 hours of game time).
- Game day testing is done by a third party with samples collected at the team hotel (home and road).
- Everyone in the travel party on the road will be tested Friday mornings (all CU road games are Saturdays), and are basically sequestered with the team from boarding the team plane to depart until the team returns to Boulder; no one can leave the team hotel.
- Coaches and staff working with the team are tested a minimum of twice per week, but typically three times per week.
- All staff working with the team on game day are tested the day of the game.

UNDEFEATED ENTERINGH DECEMBER: The last time CU was undefeated heading into the month of December was in 1989, when the Buffs completed the regular season on Nov. 18 with an 11-0 record. Colorado was rewarded following a 59-11 win at Kansas State with its first-ever No. 1 ranking in both major polls. Otherwise, you have to go back to 1937 when CU finished the regular season with an 8-0 mark and a berth in the Cotton Bowl.



HIGH SCORING FROM THE GET-GO

The **90** points scored by CU and UCLA marked the highest scoring season opener in CU history, eclipsing the 83 points in last year's 52-31 win over Colorado State in Denver. But it was also a conference opener, and it rose to the second highest scoring league lid-lifter in Buff annals (trailing the infamous Oct. 4, 1980 clash between CU and Oklahoma at Folsom Field. A look at the top five in each (home team in CAPS):

HIGHEST SCORING SEASON OPENERS / CU History

90	2020	COLORADO 48, UCLA 42
83	2019	Colorado 52, Colorado State 31 (Denver)
77	2003	Colorado 42, Colorado State 35 (Denver)
72	1981	COLORADO 45, Texas Tech 27
68	2013	Colorado 41, Colorado State 27 (Denver)

HIGHEST SCORING CONFERENCE OPENERS / CU History

124	1980	Oklahoma 82, COLORADO 42	Big 8
90	2020	COLORADO 48, UCLA 42	PAC-12
79	1983	Missouri 59, COLORADO 20	Big 8
79	2016	Colorado 41, OREGON 38 (Denver)	PAC-12
72	2003	BAYLOR 42, Colorado 30	Big 12

200/200 BALANCING ACT

In the 48-42 win over UCLA, Colorado rushed for **264** yards and passed for **261**, improving to 59-11 dating back to the first time it happened in school history in 1960. The three-yard difference tied for the second most-balanced offensive game in CU history. A closer look at all CU games with 200-plus yards rushing and passing that were within 10 yards of each other (*—CU head coach **Karl Dorrell** was involved in three of the top four and four of the eight games; (Dorrell was an assistant coach at CU in 1993, was the offensive coordinator in 1997):

Date	Opponent	Rush	Pass	Total	Diff.	Result
Nov. 11, 1961	UTAH	210	208	408	2	L 12-21
Sept. 18, 1993	*at Stanford	274	277	551	3	L 37-41
Oct. 25, 1997	*at Texas	208	211	419	3	W 47-30
Nov. 7, 2020	*UCLA	264	261	525	3	W 48-42

Date	Opponent	Rush	Pass	Total	Diff.	Result
Sept. 10, 2005	NEW MEXICO STATE	238	233	471	5	W 39-0
Oct. 7, 1967	IOWA STATE	217	223	440	6	W 34-0
Nov. 10, 2001	at Iowa State	255	247	502	8	W 40-27
Sept. 4, 1993	*TEXAS	270	260	530	10	W 36-14

IT TOOK A LOT OF TIME

CU did not commit a turnover in a season opener for the 10th time in its history; the Buffs have never opened a season with two turnover-free games. The first one in 2020 took place 7:15 into the game (Stanford picked off a Sam Noyer pass), with the 67:15 into the season the ninth-longest on the clock before CU's first of a season. It took a deflected pass and then an interception by UMass early in the third quarter for CU to have its first in 2014, marking the longest CU had ever played into a season before committing its first (92 minutes, 28 seconds); the 10 season opener turnover-free seasons and when the first occurred:

Season	Game / Opponent	Qtr	Time Left	Type	Total
2014	2 / at Massachusetts	3	12:32	INT	92:28
2000	2 / at Southern Cal	3	13:21	FUM	91:39
2019	2 / NEBRASKA	2	5:47	INT	84:13
2013	2 / CENTRAL ARKANSAS	2	7:31	FUM	82:29
1998	2 / FRESNO STATE	2	9:48	FUM	80:12

Season	Game / Opponent	Qtr	Time Left	Type	Total
1988	2 / at Iowa	2	10:14	FUM	79:46
1956	2 / KANSAS STATE	2	12:30	FUM	77:30
1954	2 / COLORADO STATE	1	0:45	INT	74:45
2020	2 / at Stanford	1	7:45	INT	67:15
1972	2 / CINCINNATI	1	8:00	FUM	67:00

TRUE FROSH WATCH OUT OF THE GATE

CB Christian Gonzalez made some history when he started in the season opener against UCLA. He cracked a very short list of Buffaloes who started as true freshmen on either offense or defense (in addition to eight specialists: five placekickers and three return men). He responded with five tackles (three solo), with a tackles for loss and a touchdown save in 59 plays from scrimmage. Just **14** known true freshmen in CU history have started in the opening game of the season; here are those who were thrown into the fray on the first play from scrimmage: **TB Billy Waddy**, 1973 (at Louisiana State); **CB Victor Scott** and **OLB Scott Hardison**, 1980 (at UCLA); **HB Eric Bieniemy**, 1987 (vs. Oregon); **OG Clint Moore**, 1991 (vs. Wyoming); **ILB Jordon Dizon**, 2004 (vs. Colorado State); **CB Greg Henderson**, 2011 (at Hawai'i); **CB Kenneth Crawley**, 2012 and **WR Gerald Thomas**, 2012 (vs. Colorado State); **ILB Addison Gillam**, 2013 (vs. Colorado State); **WR Shay Fields** and **DE Christian Shaver**, 2014 (vs. Colorado State); **DT Israel Antwine**, 2018 (vs. Colorado State); and **CB Christian Gonzalez**, 2020 (vs. UCLA).

TIGHT ENDS BACK IN THE OFFENSE, BUT ...

Junior **TE Brady Russell** caught five passes for 77 yards and a touchdown in CU's 48-42 season-opening win over UCLA, marking the first time since 2012 that a tight end has led the Buffs in a game in receiving yards. You have to go back to Nov. 10 of that year when **Scott Fernandez** had 71 yards (one reception which went for a touchdown at Arizona). It was also the most yards by a Buff tight end in a game since earlier that same year, when **Nick Kasa** caught three passes for 87 yards in CU's 35-34 win at Washington State, and the most in a home game since Oct. 20, 2007 (**Tyson DeVree**, seven for 90 and a TD in a 19-14 loss to Kansas). The last time a tight end had more receiving yards than Russell's 77 in a win came on Oct. 8, 2005, when Joe Klopfenstein caught five balls for 99 yards in a 41-20 win over Texas A&M in Boulder.

► But ... Russell went down with a serious against Stanford, and his back-up, **Matt Lynch** was also hurt and both are likely out for a while. So the third-team tight end, **C.J. Schmanski** (*pic at right*; a walk-on from Monarch High School in Louisville, Colo. — six miles outside of Boulder — started CU's next game. In the process, he became just the **10th** walk-on player dating back to at least 1985 to start a game. The most recent had been **OG Jack Shutack**, who made five starts at right guard last year. The others: **FS Ryan Moeller** (2014); **FB Jordan Murphy** (2013); **WR Dusty Ebner** and **C Keenan Stevens** (2009); **WR Steve Melton** (2008); **ILB Jake Duren** and **SS D.J. Dykes** (2007) and **WR Cody Crawford** (2006). There were no others dating back to at least 1985.



IN-SEASON POSITION MOVES

Due to injuries at the tight end position, the coaching staff has moved two players from defense over to offense. Prior to the start of the season, **DT Nico Magri** was moved to tight end, and on Nov. 17, **OLB Alec Pell** made a similar move. Both have seen action on special teams, and Magri was in on offense for a few snaps at Stanford, when injuries sidelined both **Brady Russell** (starter) and **Matt Lynch**.

**BROUSSARD'S BRUISING & RECORD SETTING DEBUT**

Sophomore **TB Jarek Broussard**, a member of CU's 2018 recruiting class but who missed the last two seasons following a pair of ACL surgeries, came out raring to go in Colorado's 48-42 season opening win over UCLA on its roster. There have been seven occasions where a player rushed for at least 100 yards in his first game in a CU uniform (note: freshmen were ineligible from 1953-1971; #—in Denver):

Player, Class	Opponent	Date	Att.	Yards	TD	Player, Class	Opponent	Date	Att.	Yards	TD
Jarek Broussard, Soph.	UCLA	11/07/20	31	187	3	Travon McMillian, Gr.	#Colorado State	8/31/18	10	103	1
Charlie Davis, Soph.	at Louisiana State	9/11/71	20	174	2	Marcus Houston, Fr.	#Colorado State	9/02/00	18	100	1
Michael Simmons, Fr.-RS	OREGON	9/12/87	18	142	1	Ron Rieger, Soph.	TULSA	9/20/69	23	100	1
John Bayuk, Soph.	DRAKE	9/18/54	16	124	2						

As far as the first start at the tailback position, Broussard's effort ranked as the third-most yards gained (all other players in the top 10 appeared in games at previous positions (Pritchard started his only game at tailback in his career in the '90 season opener versus Tennessee (subbing for Eric Bieniemy; he and Flannigan appeared at halfback on several occasions before CU moved to the I-Bone in 1989 and went with one featured back instead of two halfbacks); Anderson was a quarterback for two-plus seasons who was moved to tailback the third game of the '69 season). The top 10 efforts in a first start at tailback in CU history (a—first game in a CU uniform):

Player, Class	Opponent	Date	Att.	Yards	TD	Player, Class	Opponent	Date	Att.	Yards	TD
Mike Pritchard, Sr.	Tennessee (at Anaheim)	8/26/90	20	217	2	Bobby Anderson, Sr.	INDIANA	10/04/69	29	161	3
Billy Waddy, Fr.	at Wisconsin	9/22/73	24	202	2	Tony Reed, Sr.	MISSOURI	10/18/75	22	153	3
*Jarek Broussard, Soph.	UCLA	11/07/20	31	187	3	Marcus Houston, Fr.	at Southern California	9/09/00	25	150	0
J.J. Flannigan, Sr.	KANSAS	10/21/89	10	178	3	Christian Powell, Fr.	SACRAMENTO STATE	9/08/12	28	147	3
Rashaan Salaam, Jr.	NEBRASKA	10/30/93	25	165	2	Michael Adkins, Fr.	CHARLESTON SOUTHERN	10/19/13	13	137	4

- ➔ Broussard earned the Pac-12 Conference's Offensive Player-of-the-Week honor for his efforts, just the second Buffalo running back to do so since CU joined the Pac-12 in 2011; **Phillip Lindsay** won in 2017 for the Arizona State game. Rodney Stewart won it twice in the Big 12 Conference (2009 vs. Kansas, 2010 vs. Kansas State), otherwise you have to go back to 2002 when Chris Brown earned it twice (against UCLA and Kansas).
- ➔ Not only did Broussard set the record for the most rushing yards gained (187) in the first game in a CU uniform, he also set the record for yards from scrimmage (208) and all-purpose yards (221).

BROUSSARD PART 2: JOINS MORE ELITE COMPANY

Broussard had a second 100-yard game at Stanford (27-121), and in the process became the seventh Buffalo (on eight occasions) to rush for 100 or more yards in the first two games of a season. He became the first to do so in 15 years, or when **TB Hugh Charles** did it against Colorado State and New Mexico State to open the 2005 season. The others: **TB Charlie Davis** did it twice (1971, 72), **FB Terry Kunz** (1975), **HB Eric Bieniemy** (1988), **QB Darian Hagan** (1989) and **TB Marcus Houston** (2000). He joined Davis ('71) and Houston ('00) as the only two to do it in their first two career games,

- ▶ His **308** rushing yards were the most by any CU player after two games to open a career, as well as the most through two games of any season; he bested the **305** that **B Byron White** had after the first two games in 1937 (White opened with 95 versus Missouri and 210 against Utah State).
- ▶ And with **124** yards against San Diego State, he joined Davis as the only ones to rush for 100 or more in the first three games of a CU career.

MOST RUSHING YARDS / FIRST THREE CU GAMES IN ANY SEASON

Player, Class	Season	Att.	Yards	Avg.	TD	100-yd Gm	Player, Class	Season	Att.	Yards	Avg.	TD	100-yd Gm
Eric Bieniemy, Soph.	1988	67	482	7.19	4	3	Phillip Lindsay, Sr.	2017	71	378	5.32	3	2
Kayo Lam, Sr.	1935	49	468	9.55	4	2	Charlie Davis, Jr.	1972	60	372	6.20	5	3
Jarek Broussard, Soph.	2020	90	432	4.80	3	3	Terry Kunz, Sr.	1975	65	372	5.72	4	2
Charlie Davis, Soph.	1971	55	418	7.60	2	3	Eric Bieniemy, Jr.	1989	56	322	5.75	6	2
Rashaan Salaam, Jr.	1994	72	410	5.69	9	2	FIRST FOUR GAMES PLAYED IN A SEASON (he did not play in the opener):						
Byron White, Sr.	1937	96	380	3.96	2	1	Eric Bieniemy, Sr.	1990	81	375	4.63	6	2

- ▶ The most rushing yards any Buffalo has had through four games in a season is **727** by Salaam in 1994, followed by **617** (Lam, 1935), **548** (Bieniemy, 1988), **518** (White, 1937), **511** (TB Chris Brown, 2002), **446** (Lindsay, 2017), **434** (Davis, 1971), and **430** (Davis, 1972 and **428** (Kunz, 1975); **Bobby Anderson** had **537** after his first four games at tailback, but those came after two years plus two games at quarterback when he moved to the position in 1969; Bieniemy had **518** after his first four games in 1990, but he missed the opener so that was his total after CU's fifth game.

DEFENSIVE SUPERLATIVES FROM THE SAN DIEGO STATE GAME

CU's defense shined in the 20-10 win over San Diego State, its best overall effort of the year and one of the top ones in recent memory:

- ▶ **10.** The fewest points CU allowed in a game since the first two games of the 2017 season, when CSU and Texas State were each held to a field goal—also the last two times that CU did not allow an offensive TD. It was CU's **75th** straight win when holding the opponent under 13 points (since a 7-0 loss at Nebraska in 1988).
- ▶ **100/100.** Colorado improved to **47-1** all-time when holding an opponent under 100 yards in both rushing yards (79 by SSU) and passing yards (76). CU is now **105-15-1** since the start of the 1985 season when holding an opponent under 100 yards rushing and 300 yards total offense.
- ▶ **155.** The 155 yards by SDSU was the first time an opponent was held under 200 since 2016 (Arizona State, 199), and the fewest since earlier that same year when Idaho State had 96.
- ▶ **2.63.** SDSU's average per play (**59-155**) was the smallest since that Idaho State game (when the Vandals averaged 1.75 per).
- ▶ **1-of-19.** SDSU's *second* down efficiency (thus when combined with 4-of-17 on third and 0-of-1 on fourth, added to **5-of-37**).
- ▶ **18-22.** SDSU ran 18 plays in plus territory for a net yards, and never penetrated CU's 20 (red zone).
- ▶ **30/59.** Of SDSU's 59 plays, 19 went for zero gains and 11 for minus yardage (CU had 13 tackles at or behind the line of scrimmage).



NOYER SPARKLES IN DEBUT

In the 48-42 win over UCLA, **QB Sam Noyer** became the **51st** player since 1959 to start a game at the quarterback position for the Buffs (**26-24-1** record overall); he was the 19th to do it in a season opener (**10-9** mark). He was also just the third senior to do so, the first since **Robert Hodge** against USC in 2002 and just the second in a season opener (**Jeff Austin** at Texas Tech in 1976); Noyer was the first of the three to debut with a win. Noyer completed his first six passes (and nine of his first 10) in finishing 20-of-31 for 257 yards with a touchdown and no interceptions (144.8 rating). He also rushed 13 times for 64 yards. *(A list of all quarterback starting debuts can be found in CU's media guide on page 173.)*

► His **255** yards passing tied for the sixth most in a CU starting debut, while his **64** rushing yards were the eighth most (fifth-highest when excluding three when CU ran the wishbone in the mid-1980s; his **321** yards of total offense were the fifth-most.

► He is the eighth player in his starting debut to rush for a touchdown and pass for one). They were both his first career touchdowns in each category.

► He is one of the few players in CU history that moved from offense to defense and back to offense during his career; he requested a move to safety so he could contribute to the team in 2019 (Steven Montez was locked in as the starting quarterback). Originally in the transfer portal, the coaches convinced him to stay.

► A reminder that he has had four quarterback coaches in five years at CU (Brian Lindgren 2016-17; Kurt Roper 2018; Jay Johnson 2019; and Danny Langsdorf 2020).

And in Game Two (CU's 35-32 win over Stanford):

► Had a QB rating of **170.9** as he completed 15-of-24 passes for 255 yards (2 TD/1 INT), while rushing eight times for 36 yards and 2 TDs.

► The last quarterback to score two rushing TDs in a game was **Steven Montez** in a 38-16 win over UCLA in 2018; the last to run for two and pass for two in the same outing was **Sefo Liufau**, who had two of each in a 38-31 loss to Arizona in 2015.

And in Game Two (CU's 20-10 win over San Diego State):

► He scored a rushing touchdown for the third straight game, the first CU quarterback to do so since Sefo Liufau in 2016.

► He now has earned **11** first downs rushing (five in each of the first two games).

NOYER IN SELECT COMPANY

QB Sam Noyer, with CU's 35-32 win at Stanford, joined some pretty select company in CU history. Since 1959 when records are available, he became just the 12th quarterback in school annals (out of 51 during this span) to win his first two starts, and then with the 20-10 verdict over San Diego, he became just the seventh to win his first three. A look at this dandy dozen and how many games they won in a row to start in their first season as a starter:

Season	Quarterback	Games	Opponents Defeated (home in CAPS; *-in Denver)
1989	Darian Hagan	11	TEXAS, COLORADO STATE, ILLINOIS, at Washington, MISSOURI, at Iowa State, KANSAS, at Oklahoma, NEBRASKA, at Oklahoma State, at Kansas State
1967	Bobby Anderson	5	BAYLOR, at Oregon, IOWA STATE, MISSOURI, at Nebraska
1978	Bill Solomon	5	OREGON, MIAMI-FLA., SAN JOSE STATE, NORTHWESTERN, KANSAS
1998	Mike Moschetti	5	*Colorado State, FRESNO STATE, UTAH STATE, BAYLOR, at Oklahoma
1971	Ken Johnson	4	Louisiana State, Ohio State, KANSAS STATE, Iowa State
1992	Kordell Stewart	4	COLORADO STATE, MINNESOTA, IOWA, at Missouri
2020	Sam Noyer	3	UCLA, at Stanford, SAN DIEGO STATE

Five tied with 2: Paul Arendt (1969), Mark Hatcher (1985), Charles Johnson (1990), Joel Klatt (2003), Steven Montez (2016).

AND IN EVEN MORE SELECT COMPANY

When **QB Sam Noyer** passed for two touchdowns and ran for two in the 35-32 win over Stanford, he accomplished something that rarely has been done in CU history, as he became just the sixth player to score multiple times rushing and throw multiple TD passes. Here's a look at those games where a CU player rushed and passed for at least two touchdowns in the same game:

Player, Class	Opponent	Date	Touchdowns		Player, Class	Opponent	Date	Touchdowns	
			Rush	Pass				Rush	Pass
Byron White	at Denver	11/25/1937	2	2	Jordan Webb	at Washington State	9/22/2012	2	2
Darian Hagan	at Iowa State	10/14/1989	2	2	Sefo Liufau	ARIZONA	10/17/2015	2	2
Tyler Hansen	Colorado State (Denver)	9/17/2011	2	2	Sam Noyer	at Stanford	11/14/2020	2	2

► He was the first quarterback with two or more rushing touchdowns in a game since Sefo Liufau scored three in a 38-24 win over Washington State on Nov. 19, 2016; Mike Moschetti also scored three times in a 46-39 overtime win over Missouri on Oct. 9, 1999; otherwise, over the last 30-plus seasons (1990-present), CU quarterbacks scored two touchdowns on 10 other occasions in addition to Noyer's pair at Stanford.

► As far as consecutive games for a quarterback scoring at least one touchdown, Hagan accomplished it in eight straight games in 1989; Byron White (1937) and John Hessler (1997) did so in five in a row.

INSIDE-OUT ... OUTSIDE IN



ILB Nate Landman and **OLB Carson Wells** have formed a pretty solid combination so far in 2020, so much so that CU's long-time linebacker coach, **Brian Cabral**, has nicknamed the pair "The Dynamic Duo," a la Batman & Robin. Landman's accomplishments are detailed on the next two pages, but Wells has contributed nearly if not just as much. Through three games, Wells is third on the team in tackles with 15 (13 solo), and is the team leader in tackles for loss with seven (including two sacks). He also had four passes broken up, three pressures and two third downs stops to go with an interception.

► Both of his two career interceptions have come against UCLA and its stellar quarterback, Dorian Thompson-Robinson. DTR is 1-2 against Colorado as a starter, and in both losses, he failed to complete over 50 percent of his passes (which has happened just four times in his 22 games).

► Wells has had five solo stops in each of the last two games, and against San Diego State, he had a career-high four tackles for loss.

**LANDMAN, NOYER EARN PAC-12 PLAYER OF THE WEEK HONORS, MAKE SOME HISTORY**

Colorado's 35-32 win at Stanford earned two Buffaloes Pac-12 Conference player of the week designations (presented by Nextiva), and created a little bit of history in the process. **QB Sam Noyer** earned the offensive honor, while **ILB Nate Landman** was awarded the defensive accolade, marking the eighth time in school history that CU had the offensive and defensive winners from the same game. The first player of the week awards CU was eligible for came back in 1963 when the Buffaloes were a member of the Big Eight Conference.



Noyer completed 15-of-24 passes for 255 yards and two touchdowns, in addition to rushing eight times for 36 yards and another two scores; his passer rating for the game was 170.9. He earned 15 first downs in all, five on the ground for the second straight game. Noyer was the first Buff to run for two scores and pass for two since **Sefo Liufau** did so against Arizona in 2015, and also became the 12th quarterback out of the last 51 at Colorado to win his first two starts.

Landman recorded 17 tackles – 14 of the solo variety – to lead the Buff defense. One of those was a tackle for a loss, and he added a fumble recovery, a third down stop and a touchdown save. In the process, he cracked Colorado's Top 20 list in all-time tackles and became the 17th Buffalo with 300-or-more career stops (303, 203 solo and 100 assisted). Landman also became the 11th player in Buffs history to top 200 unassisted tackles. It's the second time in his career that he has been so honored; he earned it for the 2018 season opener against Colorado State in



Denver, when he had 14 tackles, an interception, two third down stops and a tackle for loss in CU's 45-13 win (*more on Landman on next page*).

CU had a nominee for all six conference player of the week awards; in addition to Noyer and Landman, the Buffaloes nominated inside linebacker **Mister Williams** for the special teams honor (four tackles and a caused penalty on kickoff coverage duty); end **Terrance Lang** for the defensive lineman (two tackles for loss, a third down stop and a quarterback hurry); tackle **Frank Fillip** for the offensive lineman (graded out to 85 percent, with three touchdown blocks); and receiver **Brenden Rice** for the freshman of the week (two receptions for 38 yards, including one for a 34-yard touchdown, the first of his young career).

TB Jarek Broussard earned the league's first offensive player nod for the Nov. 7 games, as he rushed for 187 yards and three touchdowns in the Buffs' 48-42 win over UCLA. This marks the first time CU has had two players honored in succession for the offensive honor since November 2010, when quarterback **Cody Hawkins** and tailback **Rodney Stewart** were recognized by the Big 12 for their efforts against Iowa State and Kansas State, respectively.

Since CU joined the Pac-12 in 2011, there have now been 25 Buffaloes recognized with player of the week honors, 19 of which have been selected since the start of the 2016 season (eight on offense, seven on defense and four on special teams). Colorado's Conference Offensive and Defensive Players of the Week from the same game:

Year	Conference	Opponent	Result	Offensive POW	Defensive POW
1971	Big Eight	at Ohio State	W, 20-14	TB Charlie Davis	LB Bud Magrum
1977	Big Eight	at Iowa State	W, 12-7	TB Mike Kozlowski	DE Randy Westendorf
1988	Big Eight	at Iowa	W, 24-21	HB Eric Bieniemy	FS Bruce Young
1991	Big Eight	MINNESOTA	W, 58-0	QB Darian Hagan	OLB Chad Brown
1994	Big Eight	at Michigan	W, 27-26	WR Michael Westbrook	Ted Johnson
1995	Big Eight	TEXAS A&M	W, 29-21	QB John Hessler	ILB Matt Russell
2016	Pac-12	WASHINGTON STATE	W, 38-24	QB Sefo Liufau	CB Nick Fisher
2020	Pac-12	at Stanford	W, 35-32	QB Sam Noyer	ILB Nate Landman

FATHER-SON SCORING

When **WR Dimitri Stanley** scored the first touchdown (and points) of his career with his 13-yard TD reception in the fourth quarter, he joined his father Walter ('81) as the fourth father-son duo to score points for the Buffs (the list; year is the last season on the Buffs):

Father: Larry Brunson, 1971 (3 TDs)
Father: Marc Walters, 1986 (2 TDs)

Son: Matt Brunson, 2001 (2 TDs)
Son: Ryan Walters, 2006 (1 TD)

Father: Dick Anderson, 1967 (2 PATs)
Father: Walter Stanley, 1981 (5 TDs)

Son: Blake Anderson, 1994 (1 TD)
Son: Dimitri Stanley, 2019-20 (3 TDs)

FATHER-SON "100"

WR Dimitri Stanley recorded his first 100-yard career receiving game when he caught six balls for 126 yards and a TD in CU's 35-32 win over Stanford. His father, Walter, caught five passes for 222 yards and two scores in the 1981 season opener against Tech. The younger Stanley thus joined his dad as the only father-son duo in school history to record 100-yard receiving games. How common is that at the *same school* around the nation? Here's a look from a survey of other schools, as apparently it is fairly uncommon (number in parenthesis is the number of 100-yard games for each):

School	Father, Seasons (#)	Son, Seasons (#)
Colorado	Walter Stanley, 1980-81 (1)	Dimitri, 2019-20 (1)
Florida	Lee McGriff, 1972-74 (5)	Travis, 1995-98 (7)
Illinois	John Wright, Sr., 1965-67 (12)	John, Jr., 1988-91 (1)
Kentucky	Dicky Lyons, Sr., 1966-68 (1)	Dicky Jr., 2004-08 (3)
Stanford	Ed McCaffrey, 1987-90 (8)	Christian, 2014-16 (2)
UCLA	George Farmer, 1967-69 (2)	Danny, 1996-99 (11)
Wisconsin	Al Toon, 1982-84 (6)	Nick, 2008-11 (4)

► And be on the alert for a potential "**Brother-Brother 100.**" With freshman **La'Vontae Shenault** in the regular rotation at receiver (he caught his first three career balls for 60 yards at Stanford), his older brother **Laviska** had eight 100-yard receiving games for the Buffaloes. They would be the first brother-brother combo to do it if the younger Shenault has a 100-yard game.

**LANDMAN NAMED BUTKUS SEMIFINALIST, EARNS NATIONAL PLAYER OF THE WEEK HONORS**

It was a good weekend for senior **ILB Nate Landman**, beginning with a monster effort in CU's 20-10 win over San Diego State. Against the Aztecs, he recorded 11 tackles (10 solo), which included six stops at or behind the line of scrimmage: three quarterback sacks, a tackle for loss, and two tackles for zero gains. He had four third down stops, as all three of his sacks were on third downs, and added a pass broken up (also on third down) and a touchdown save. He was in for all 59 snaps on defense, and on special teams duty, he added a forced fair catch on punt coverage.

On Sunday (Nov. 29), Landman was selected as the Walter Camp Football Foundation's National Defensive Player of the Week, the first defensive Buffalo to earn the honor since **CB Terrence Wheatley** for his three interception game at Texas Tech in 2007. Otherwise, you have to go back to 1996 for the player previously honored, **FS Steve Rosga** against Oklahoma State.

On Monday (Nov. 30), the selection committee for the 36th annual Butkus Award announced 16 semifinalists, which included Landman. The Buffaloes have two previous winners, **Alfred Williams** (1990) and **Matt Russell** (1996); two runner-ups, **Ted Johnson** (1994) and **Jordon Dizon** (2007), and one other semifinalist, **Greg Biekert** (1992). Russell also finished fourth for the honor in 1995.

Landman leads the team in tackles with 37, and also has team-bests of eight third down stops (which include two on fourth down), and four tackles for zero which also gives him a team-high of nine stops at or behind the line of scrimmage when including his five tackles for losses. For his career, he is now 14th in total tackles (314), ninth in unassisted stops (213), 19th in tackles for loss (30), 44th in quarterback sacks (9, but that's the fifth-most by an inside linebacker), sixth in third down stops (41) and first in fourth down stops (8).

The Butkus Award semifinalists:

Christian Harris, Alabama; Grant Morgan, Arkansas; **Nate Landman, Colorado**; Nakobe Dean, Georgia; Monty Rice, Georgia; Jabril Cox, LSU; Nick Bolton, Missouri; Chazz Surratt, North Carolina; Jeremiah Owusu-Koramoah, Notre Dame; Pete Werner, Ohio State; Olakunle Fatukasi, Rutgers; Ernest Jones, South Carolina; Buddy Johnson, Texas A&M; Zaven Collins, Tulsa; Devin Lloyd, Utah; and Charles Snowden, Virginia.


And later on that same Monday, he was named the Pac-12 Conference's Defensive Player of the Week for the second time this season (also for CU's win at Stanford); the last CU defensive player to win twice in the same season was **SS Tedric Thompson** in 2016 (for the Stanford and Utah games). Other players on the defense who have been recognized twice in a season as conference players of the week include **DE Bill Brundige** (1969), **ILB Bill Roe** (1979), **DT Art Walker** (1989), **OLB Darin Schubeck** (1986) and **FS Steve Rosga** (1996); Roe is the only one to also win in back-to-back games. Landman has now earned the honor three times, joining Rosga, **ILB Greg Biekert** as three-time defensive POW selections in their careers.

But wait – there's more: on Tuesday, the FWAA named him as the Bronko Nagurski National Defensive Player of the Week, the second time in his career that he has been afforded that honor (also for the 2018 Nebraska game). He's the third Buffalo to win the Nagurski honor since its inception in 2001; Wheatley won it in 2007 for the Texas Tech game.

LANDMAN'S LANDMARKS

All-American candidate and senior **ILB Nate Landman** is off to another fine start, having earned two national and conference player of the week honors and named a Butkus Award semifinalist. A roll call of what he has accomplished in a CU uniform:

- He has cracked the top of CU's all-time tackle list, as his **314** has him 14th in all-time in total stops, while his **210** unassisted stops rank ninth (he is also 19th in tackles for loss with **30**, is tied for sixth in third down stops with **41**), first in fourth down stops (**8**) and 44th in quarterback sacks (**9**, but fifth among inside linebackers).
- He recorded **200** career tackles in just 24 career games on defense and hit **300** in 33 career contests.
- He had **137** tackles in 2019 (**112** solo), or **11.4** per game; he finished with the most stops since **ILB Jordon Dizon** racked up 160 in 2007 (120 solo). The **137** tied him for the 14th-most in a single season at Colorado.
- His **112** solo tackles in 2019 ranked as the second-most in a single season, the fourth Buff to reach the century mark. Only **ILB Jordan Dizon** had more (120 in 2007); **ILB Greg Biekert** (105 in 1990) and **ILB Ray Cone** (102 in 1982).
- He had **16** unassisted tackles at Oregon in 2019 (16TT), tied for the fifth-most solo stops in school history.
- He has **17** career double-digit tackle games (three this season, eight in 2019); his personal best in tackles (19, 11 solo) came at Utah in 2018.
- Landman's **137** tackles in 2019 were one more than the next two players combined (**136; 69** by Davion Taylor and **67** by Mikial Onu); since CU started keeping tackle statistics in 1964, that's the first time that the team leader had more than the next two players combined.
- In his first career start on defense (in the 2018 opener against Colorado State in Denver) he was in on **14** tackles (four solo), tied with three others for the most tackles in a first career start. He earned Pac-12 defensive player of the week honors for his efforts.

**LANDMAN'S TOP DOUBLE-DIGIT EFFORTS (17)**

TT (UT,AT)	Opponent	Date	TT (UT,AT)	Opponent	Date	TT (UT,AT)	Opponent	Date
19 (11,8)	UTAH	Nov. 17, 2018	14 (7,7)	at Nebraska	Sept. 8, 2018	11 (10,1)	ARIZONA	Oct. 5, 2019
17 (14,3)	at Stanford	Nov. 14, 2020	14 (12,2)	NEBRASKA	Sept. 7, 2019	11 (10,1)	SAN DIEGO STATE	Nov. 28, 2020
16 (16,0)	at Oregon	Oct. 11, 2019	13 (10,3)	OREGON STATE	Oct. 27, 2018	10 (7,3)	WASHINGTON	Nov. 23, 2019
15 (10,5)	AIR FORCE	Sept. 14, 2019	12 (6,6)	at Washington	Oct. 20, 2018	10 (8,2)	at Utah	Nov. 30, 2019
15 (11,4)	at UCLA	Nov. 2, 2019	11 (5,6)	at Southern Cal	Oct. 13, 2018	10 (6,4)	at Arizona	Nov. 2, 2018
14 (4,10)	Colorado State	Aug. 31, 2018	11 (11,0)	Colorado State	Aug. 30, 2019			

CU INSIDE LINEBACKER: QUARTERBACK SACKS

Season: Steve Doolittle **6-36** (1979); Jashon Sykes **5½-21** (2000); Thaddeus Washington **5-36** (2005); Phil Irwin **4½-28** (1969); Jordon Dizon **4-39** (2007); **Nate Landman 4-21** (2018); Kory Mossoni **4-34** (2002); Addison Gillam **4-32** (2016); Jordon Dizon **4-26** (2006); Marcus Burton **4-24** (2009); Matt Russell **4-22** (1995); Steve Doolittle **4-21** (1978); Matt Russell **4-19** (1993); Ted Johnson **4-15** (1994); Addison Gillam **3½-26** (2014); Michael Sipili **3½-21** (2010); several with **3** (**Nate Landman, 2020**).



Career: Jashon Sykes **12½-62** (1998-01); Jordon Dizon **12-97** (2004-07); Matt Russell **11-73** (1993-96); Steve Doolittle **11-59** (1977-80); Addison Gillam **10½-83** (2013-16); **Nate Landman 9-59** (2017-20).

**WHERE THEY FELL BY GAME NUMBER ON THE SCHEDULE: GAME 4's**

A closer look at the probable top three "game 4's" in Colorado history:

#1—1990: Colorado 29, Texas 22 at Austin.

One of the key points in CU's national championship run, things hadn't gone CU's way after its stellar '89 run. A tie with Tennessee in the Disneyland Pigskin Classic, a last-minute win over Stanford and a 1-point loss at Illinois had the Buffs at 1-1-1 a quarter of the way through the season, not to mention dropping from a preseason ranking of fifth down to No. 20. Texas, ranked 22nd, jumped to a 7-0 lead, but the Buffs rallied to lead 14-13 at halftime. The Longhorns dominated the third quarter (119-11 in yardage) and scored a TD, though missed the two-point conversion and took a 19-14 lead into the final stanza. What transpired between the quarter break turned into CU lore: as the defense was lumbering down to the other side of the field with Texas facing a 2nd-and-5 at the CU 6, **Eric Bieniemy** (right) and the entire offense cut their teammates off and proceeded to provide inspiration seldom matched before or since. When play resumed, **Chad Brown** stuffed UT back Adrian Walker for a 1-yard game, and on third down, **Deon Figures** broke up a pass intended for Kerry Cash in the end zone. Texas was forced to go for a field goal and led, 22-14, with 14:12 to play. Bieniemy capped a nine-play drive with a 4-yard TD run, but CU missed the two-pointer and trailed, 22-20 (10:10 remaining). CU forced UT into a three-and-out, with **Dave McCloughan**, who would lead the nation in punt returns, scooting 31 yards to set the Buffs up at the Texas 35. Bieniemy again capped the drive with a 2-yard score and CU retook the lead at 27-22 with 5:57 left. UT drove to the CU 40, where quarterback Peter Gardere was sacked on fourth down by **Garry Howe**. CU burned up most of the clock, and Tom Rouen pinned UT deep at its own 3. **Alfred Williams** sacked Gardere in the end zone for a safety and a UT onside kick attempt was recovered by **George Hemingway** to seal the win, the first of what would be a season-ending 10 in a row that propelled the Buffaloes to the national championship. Bieniemy ran for 99 yards and three TDs, with Hemingway adding 76 on just seven tries.

**#2—1989: Colorado 45, Washington 28 at Seattle.**

Following an emotional week after quarterback **Sal Aunese** passed away on Saturday, Sept. 23 due to complications from stomach cancer (when CU had a bye; over 2,000 people including the full team attended a memorial service for him the following Monday on campus at Macky Auditorium), the Buffs roll into Washington and blowout the No. 21 Huskies, 45-28. Colorado used the win to rise to No. 3 in the nation, leading 38-6 entering the fourth quarter (after spotting UW a 3-0 lead, CU scored 38 points in the next 30 minutes). The Buffaloes gained 420 yards rushing as **Eric Bieniemy** and **J.J. Flannigan** combined for 167 of those and three scores as 11 different ball carriers combined to help CU average a whopping 7.0 yards per attempt. **Alfred Williams** had 14 tackles and **Bruce Young** 10 tackles and two interceptions to lead the defense, as CU forced four turnovers to constantly stall the UW offense. The Husky athletic department was first class all the way, providing a moment of silence for Aunese prior to kickoff; it led to one of the most iconic photos in school history, the entire team kneeling and pointing to the sky for their fallen comrade.

#3—2002: Colorado 31, UCLA 17 at Pasadena.


A week after losing at home to No. 17 Southern Cal, 40-3, on national television (ABC), the Buffs had another national affair on ABC, but on the road at No. 20 UCLA. The USC loss dropped CU out of the polls, and the network wasn't overly excited that it had the Buffaloes two weeks in a row. After a scoreless first quarter, UCLA jumped out in front 7-0 on the first play of the second, but that's when Colorado got its wakeup call; **Chris Brown** would rush for 188 yards and three touchdowns, his first from 19 yards out to tie the game a little over a minute later. That ignited a 31-3 run over the next 35 minutes and would be the first of eight wins in nine games for the Buffaloes. **Patrick Brougham** made good on three field goal tries, the first two netting CU a 13-7 lead. A key play turned the game in CU's favor for the duration: after a **Kory Mossoni** interception set CU up at UCLA's 41-yard line, a trick play saw **Barry Kunkel** connecting on a throwback pass to quarterback **Robert Hodge** for a 29-yard gain. Two plays later, Brown scored and the game was essentially in the bag. **Donald Strickland** led the defense with six tackles (five solo) and three pass deflections.

**APOLLO 13 ANNIVERSARY**

Earlier this year, the 50th anniversary of **Apollo 13** that was deemed "a successful failure" was celebrated; a reminder that a Colorado Buffalo is one the three men who has traveled the furthest away from Earth in the history of man (due to where the Moon was located during their mission). **Jack Swigert** (pictured in the middle), a '53 CU graduate, lettered from 1950-52 at guard (his teammates included Tom Brookshier and Carroll Hardy). He was the command module pilot for the ill-fated mission, as the ship made it back to Earth after orbiting the moon despite an oxygen tank explosion in April 1970. Swigert's fellow astronauts were **Jim Lovell** (l.) and **Fred Haise** (r.); he was played by actor Kevin Bacon in the 1995 movie *Apollo 13* depicting the journey; with Hollywood often taking liberties, it was Swigert who said the famous line, "Houston, we've had a problem," not Tom Hanks delivering it as Lovell. The three men flew 248,655 miles away from Earth, the furthest distance ever recorded by humans, putting their round trip mileage at 497,310 miles. (Swigert, who died in 1982 just after being elected to Congress from Colorado, wasn't even supposed to be on that mission; he replaced Ken Mattingly 48 hours prior when Mattingly was exposed to the measles and was removed from the flight.)

TRIBUTE

The "EH" decal on the helmet is a tribute to **Elizabeth Hilton**, the wife of CU equipment manager **Christopher Dountas**. After a long and courageous fight with cancer, Liz passed away on August 28 at the age of 34. The team will honor her memory all season with the helmet decal.



**SERIES HISTORY—CU vs. ARIZONA**

Colorado leads the all-time series with Arizona by a **14-8** count, reeling off a dozen straight wins in the series before the Wildcats finally broke through in the final meeting last century (1986 in Boulder); CU leads in Boulder (**6-5**) as well as in Tucson (**8-3**). The bulk of the games came in the 1950s, when the two schools met 10 times in an 11-year span between 1950 and 1960 (five games in each city; the series negotiated by then-CU athletic director **Harry Carlson**); CU won all 10 of those games, eight decided by two touchdowns or more. The series resumed in 2011 (after being dormant for 25 years) when Colorado joined the Pac-12 Conference and the two became division rivals. CU's 48-29 win in that game in Boulder proved to be CU's first-ever win in Pac-12 league play. In the nine Pac-12 games between the two, the winner has scored 35 or more points each time (646 combined points, or 71.8 per game).

► CU coach **Karl Dorrell** is 3-2 against Arizona (all at UCLA), while UA coach **Kevin Sumlin** is 1-1 against the Buffaloes (3-3 as an assistant with Texas A&M and Oklahoma).

SERIES SIGNATURE ANNIVERSARY GAME— 60th (1960 in Boulder). CU scored on its first possession, driving 91 yards in four plays, capped by a 41-yard spring by **HB Ed Coleman** (the Buffs missed the PAT). HB Teddy Woods capped CU's second drive, this one covering 88 yards, with a 30-yard TD run and the Buffs led 13-0 less than six minutes into the game. UA cut the lead to 13-6, but two second quarter scores — a 1-yard plunge by **FB Chuck Weiss** and a 49-yard TD pass from **QB Gale Weidner** to **E Jerry Hillebrand** — basically put the game away. CU followed each score with a 2-point conversion, the first of just three times the Buffs have made two in a game in their history, last done in 1974. Colorado gained 338 yards of its 456 yards in the first half en route to a 35-16 win.

COLORADO-ARIZONA AT-A-GLANCE / SERIES TRENDS

Colorado leads the series, 14-8 (6-5 in Boulder, 8-3 in Tucson). A game-by-game look:

Date	Site	Result	Attend.	Rank CU UA	CU FD	Rushing att yds td	Passing a-c-i	yds	td	Tot Off no yds	UA FD	Rushing att yds td	Passing a-c-i	yds	td	Tot Off no yds	TV
Nov. 26, 1931	Tucson	W 27- 7	—	—	Stats N/A												
Oct. 21, 1950	Boulder	W 28-25	11,600	—	11	39 181 3	9- 6-1	105 1	48 286	15	50 182 1	25-12-2	218 3	75 400			
Oct. 11, 1952	Tucson (N)	W 34-19	24,500	—	19	60 262 3	8- 4-0	68 1	68 330	11	42 106 1	14- 7-1	120 1	56 226			
Sept. 26, 1953	Boulder	W 20-14	24,500	—	14	55 175 3	6- 3-1	49 0	61 224	10	47 114 0	11- 4-2	31 0	58 145			
Oct. 9, 1954	Tucson (N)	W 40-18	25,000	—	20	61 421 5	6- 4-1	39 1	67 460	13	42 210 2	7- 4-0	98 1	49 308			
Sept. 24, 1955	Boulder	W 14- 0	28,000	—	20	56 206 1	15- 5-1	127 1	71 333	8	44 125 0	14- 4-3	51 0	58 176			
Nov. 24, 1956	Tucson (N)	W 38- 7	12,000	20	—	16 62 274 5	7- 4-1	36 0	69 310	12	38 156 1	29- 8-2	60 0	67 216			
Oct. 12, 1957	Boulder	W 34-14	19,500	—	17	62 259 3	18- 7-1	129 1	80 388	12	38 115 2	28-13-4	171 0	66 286			
Oct. 11, 1958	Tucson (N)	W 65-12	18,000	19	—	29 66 551 8	15- 9-0	74 1	81 625	7	26 14 0	29-11-0	159 2	55 173			
Oct. 24, 1959	Tucson (N)	W 18- 0	21,000	—	16	61 231 3	12- 6-0	62 0	73 293	10	29 38 0	19- 9-2	75 0	48 113			
Oct. 8, 1960	Boulder	W 35-16	34,153	—	18	51 243 4	17- 9-0	213 1	68 456	11	40 158 0	24- 7-3	70 1	64 228			
Sept. 28, 1985	Tucson (N)	W 14-13	45,503	—	13	61 301 2	4- 1-2	27 0	65 328	13	28 64 0	33-17-2	164 1	61 228			
Sept. 27, 1986	Boulder	L 21-24	41,024	—	10	44 112 3	8- 5-0	134 0	52 246	22	52 211 1	27-14-1	223 1	79 434			Raycom (r)
Nov. 12, 2011	Boulder	W 48-29	48,111	—	27	45 273 4	27-17-1	227 1	72 500	23	23 60 2	53-35-3	352 3	76 412			FCS-P
Nov. 10, 2012	Tucson	L 31-56	51,236	—	24	56 224 3	20-16-1	213 1	76 437	21	38 438 6	14-12-0	136 2	52 574			FX
Oct. 26, 2013	Boulder (N)	L 20-44	38,679	—	19	42 137 1	33-17-1	212 1	75 349	26	50 405 4	32-21-1	265 1	82 670			PAC12
Nov. 8, 2014	Tucson (N)	L 20-38	50,177	—	21	19 36 94 0	39-25-2	259 2	75 353	28	47 288 0	38-21-0	211 4	85 499			PAC12
Oct. 17, 2015	Boulder (N)	L 31-38	39,666	—	22	43 128 2	44-28-0	339 2	87 467	26	44 291 3	40-25-0	325 2	84 616			FS-1
Nov. 12, 2016	Tucson (N)	W 49-24	41,068	16	—	25 46 175 4	27-19-1	213 3	73 388	23	52 267 3	26-12-0	155 0	78 412			FS-1
Oct. 7, 2017	Boulder (N)	L 42-45	49,976	—	29	58 300 3	32-19-0	251 3	90 551	25	42 413 5	14-12-0	154 1	56 567			PAC12
Nov. 2, 2018	Tucson (N)	L 34-42	43,080	—	27	32 40 1	43-27-1	343 3	75 383	27	47 216 0	22-17-1	350 5	69 566			FS-1
Oct. 5, 2019	Boulder	L 30-35	52,569	—	26	37 159 1	44-29-0	337 2	81 496	22	26 83 2	41-31-1	404 3	67 487			PAC12

CU INDIVIDUAL HIGHS

Most Yards Rushing: 281, Phillip Lindsay, Oct. 7, 2017

Most Yards Passing: 343, Steven Montez, Nov. 2, 2018

Most Receptions: 10, Tony Brown, Oct. 5, 2019 (141 yards)

Most Yards Receiving: 168, Shay Fields, Oct. 17, 2015 (8 receptions)

CU-ARIZONA BY THE NUMBERS

Here's a look at some numbers-related trivia in the Colorado-Arizona series:

- No. 10** The highest national ranking of either team (Arizona in 1986) when the two have lined up across from each other;
- 4-2** Colorado's record against Arizona when scoring 20 or fewer points;
- 12** The number of games Colorado won at the front end of the series; Arizona leads since CU joined the Pac-12 by **7-2**.
- 14-20** Colorado's record against Arizona in men's basketball; the Buffaloes' 53-51 win in March 2012 gave CU the tournament title and catapulted the Buffaloes to the NCAA tournament (UA has won nine of the last 11 to take the series' lead);
- 17-7** Colorado's record against Arizona in women's basketball, with the Buffs winning 10 of 12 games since joining the Pac-12 in 2011;
- 22** Number of games played between Colorado and Arizona in their football histories;
- 25 & 27** The number of years, respectively, between the two schools playing in Boulder (1986, 2011) and in Tucson (1985, 2012);
- 31.5** Colorado's scoring average in the 22 games in the Arizona series (**693** points; Arizona's is **23.6, 520** points);
- 551** Colorado's rushing yards in the 1958 game, the school's single-game record to this day;
- 608** The combined rushing yards by **CU TB Phillip Lindsay** (281) and **UA QB Khalil Tate** (327) in 2017 (NCAA record for two players in the same game);
- 625** The number of miles between Boulder, Colorado, and Tucson, Arizona;
- 713** The combined number of rushing yards by Colorado (**300**) and Arizona (**413**) in the 2017 game (on 100 attempts);
- 2,956** The difference in elevation (feet) between Boulder (**5,345**) and Tucson (**2,389**);
- 218,107** The combined square miles of Arizona (**114,007**) and Colorado (**104,100**) as the two rank sixth and eighth, respectively, among the 50 states.



TALE OF THE TAPE / COLORADO & ARIZONA

Here's a comparative look between **Colorado** and **Arizona** in both general areas as well as several statistical categories through games of Nov. 28 (national rankings where applicable in parenthesis):

Category	Colorado	Arizona	Category	Colorado	Arizona
2020 Overall Record	3-0	0-3	Third Down Conversion Offense	46.2 (30)	31.9 (117)
Last 50 Games	25-25	18-32	Third Down Conversion Defense	35.6 (31)	42.9 (81)
Streak	Won 3	Lost 10	Fourth Down Conversion Offense	50.0 (78)	50.0 (78)
vs. AP Ranked Teams (at time of game)	0-0	0-1	Fourth Down Conversion Defense	20.0 (4)	60.0 (73)
Alumni On NFL Rosters (as of Nov. 29)	19	8	Three & Outs on Defense	16 (---)	13 (---)
First Downs	67 (116)	65 (117)	Tackles For Loss	7.0 (34)	5.3 (93)
Rushing Offense	191.7 (42)	125.7 (102)	Tackles For Loss Allowed	7.3 (102)	6.0 (59)
Average Per Rush	3.66 (99)	3.59 (102)	Quarterback Sacks By	2.0 (67)	0.3 (127)
Passing Offense	218.0 (77)	232.7 (65)	Quarterback Sacks Allowed	1.3 (24)	3.7 (120)
Completion Percentage	62.8 (42)	62.2 (47)	Net Punting	36.9 (91)	38.6 (64)
Average Per Attempt	7.60 (52)	6.29 (101)	Punt Returns	6.3 (73)	0.7 (121)
Passing Efficiency	137.4 (56)	127.4 (80)	Punt Return Yardage Defense	6.8 (59)	7.0 (62)
Total Offense	409.7 (52)	358.3 (97)	Kickoff Returns	18.1 (90)	16.9 (104)
Average Per Play	5.06 (99)	4.98 (105)	Kickoff Return Yardage Defense	22.0 (81)	10.0 (1)
Scoring Offense	34.3 (28)	22.3 (102)	Penalties Per Game	6.0 (62)	7.3 (103)
First Downs Allowed	57 (8)	73 (16)	Penalty Yards Per Game	63.7 (95)	58.0 (82)
Rushing Defense	108.0 (18)	229.0 (117)	Turnovers Gained	6 (88)	0 (127)
Average Per Rush	4.21 (62)	5.17 (105)	Turnovers Lost	2 (5)	6 (13)
Passing Defense	235.3 (65)	231.0 (61)	Turnover Margin	+1.33 (5)	-1.33 (121)
Completion Percentage	50.0 (4)	65.2 (102)	Interceptions	2 (97)	0 (127)
Average Per Attempt	5.69 (8)	7.79 (83)	Red Zone Scoring Percentage (Offense)	100.0 (1)	87.5 (39)
Pass Efficiency Defense	107.9 (9)	145.1 (90)	Red Zone Scoring Percentage (Defense)	100.0 (124)	88.2 (100)
Total Defense	343.3 (27)	460.0 (107)	Time of Possession	35:11 (4)	27:05 (111)
Average Per Play	5.12 (27)	6.22 (98)	Strength of Record (ESPN Power Index)	48	69
Scoring Defense	28.0 (56)	24.7 (39)	Schedule Strength (USA Today/Sagarin)	67	11

ARIZONA SNAPSHOT

➔ **Arizona** is **0-3** overall (all league games), coming off a 27-10 loss at UCLA in Pasadena. The Wildcats, and in particular, **QB Khalil Tate** have been a thorn in CU's side. Tate led the Wildcats to three wins over the Buffaloes by amassing 1,273 yards of total offense (908 passing, 365 rushing) and accounted for 13 touchdowns (9 passing) as UA scored 122 points in the three victories.

➔ Most likely won't remember, but UA head coach **Kevin Sumlin** spent about a month as CU's running backs coach in the winter of 2003. He was set to coach the running backs when an assistant's position opened at Oklahoma, where he would leave for after recruiting to coach the Sooners' tight ends and special teams. He had come to CU from Texas A&M and was hired to replace **Eric Bieniemy**, who joined **Karl Dorrell's** staff at UCLA.

IN COLORADO BUFFALO HISTORY: DECEMBER 5

Colorado is **1-0** all-time on **December 5**, and in fact has only played 11 non-bowl games in the entire month in its history (going **4-7**; that includes a win over the Hawai'i Navy All-Stars on Christmas Day in 1924 and a Dec. 7 loss at Air Force in 1963 in game that was postponed two weeks after the assassination of President John F. Kennedy. It also includes a 1-4 record in league championship games (1-3 in the Big Eight and 0-1 in the Pac-12). Including bowl games, in which CU is **8-11**, the Buffaloes are **12-18** all-time in the month of December. A closer look at CU's previous Dec. 5 contest:

1903—Colorado put the finishing touches on an 8-2 season with a 23-5 win over Colorado Mines at Gamble Field on the Boulder campus. It was actually a "challenge game," as earlier in the season the then-Silver & Gold defeated Mines, 17-0 in Golden (had Mines won the game, CU, CSM and Colorado A&M would have finished in a three-way tie for the Colorado Football Association Crown.

COLORADO IN DECEMBER (12-18)

Date	Opponent	Result	Date	Opponent	Result	Date	Opponent	Result
Dec. 13, 1890	COLORADO MINES	L 4-50	Dec. 28, 1972	d—Auburn	L 3-24	Dec. 1, 2001	j—Texas	W 39-37
Dec. 5, 1903	COLORADO MINES	W 23- 5	Dec. 27, 1975	c—Texas	L 21-38	Dec. 7, 2002	k—Oklahoma	L 7-29
Dec. 7, 1918	COLORADO COLLEGE	L 7- 8	Dec. 30, 1985	e—Washington	L 17-20	Dec. 28, 2002	l—Wisconsin (OT)	L 28-31
Dec. 25, 1924	at Hawai'i Navy All-Stars	W 43- 0	Dec. 31, 1986	a—Baylor	L 9-21	Dec. 4, 2004	m—Oklahoma	L 3-42
Dec. 2, 1961	AIR FORCE	W 29-12	Dec. 29, 1988	e—BYU	L 17-20	Dec. 29, 2004	n—Texas-El Paso	W 33-28
Dec. 7, 1963	at Air Force	L 14-17	Dec. 28, 1991	f—Alabama	L 25-31	Dec. 3, 2005	k—Texas	L 3-70
Dec. 23, 1967	a—Miami, Fla.	W 31-21	Dec. 25, 1993	g—Fresno State	W 41-30	Dec. 27, 2005	o—Clemson	L 10-19
Dec. 13, 1969	b—Alabama	W 47-33	Dec. 30, 1996	h—Washington	W 33-21	Dec. 30, 2007	p—Alabama	L 24-30
Dec. 12, 1970	b—Tulane	L 3-17	Dec. 25, 1998	g—Oregon	W 51-43	Dec. 2, 2016	q—Washington	L 10-41
Dec. 31, 1971	c—Houston	W 29-17	Dec. 31, 1999	i—Boston College	W 62-28	Dec. 29, 2016	l—Oklahoma State	L 8-38

a—Bluebonnet Bowl; b—Liberty Bowl; c—Astro-Bluebonnet Bowl; d—Gator Bowl; e—Freedom Bowl; f—Blockbuster Bowl; g—Aloha Bowl; h—Holiday Bowl; i—Insight.com Bowl; j—Big 12 Championship game at Irving, Texas; k—Big 12 Championship game at Houston; l—Alamo Bowl; m—Big 12 Championship game at Kansas City; n—Houston Bowl; o—Champ Sports Bowl; p—Independence Bowl; q—Pac-12 Championship game.

**ARIZONA 35, COLORADO 30****(OCTOBER 5, 2019)****FOLSOM FIELD, BOULDER**

BOULDER — An expected offensive shootout lived up to its billing at Folsom Field, but Colorado came out on the short end, dropping a 35-30 decision to Arizona.

The game featured nine lead changes, with Arizona scoring what proved to be the winning touchdown with 6:51 left in the game.

Arizona quarterback Khalil Tate had third straight big game against the Buffs, going 31-for-41 for 404 yards and three scores. CU quarterback Steven Montez was 28-for-42 for 299 yards and a touchdown, and Tony Brown had 10 catches for 141 yards and a 15-yard rushing touchdown.

CU took a 20-14 halftime lead into the locker room, thanks to a nine-play, 75-yard drive capped with a 12-yard Montez throw to tight end Brady Russell with three seconds left, as Montez scrambled for several seconds to keep the play alive.

But the Wildcats answered with a touchdown on their first possession of the second half, going 65 yards in just six plays for a 21-20 lead. CU then responded with a four-play, 68-yard scoring drive, with Steven Montez connecting with Tony Brown for a 49-yard gain before Brown ran 15 yards on a reverse on the next play for a touchdown and 27-21 lead.

Once again, though, the Wildcats responded. Tate directed a six-play, 85-yard drive, capped by a 5-yard Nathan Tilford run to put Arizona up 28-27 after the PAT.

But CU marched downfield to retake the lead on its next possession, going 72 yards before settling for a 20-yard James Stefanou field goal and a 30-28 lead with 11:29 left in the fourth period.

But that was more than enough time for the Wildcats to put together what proved

to be the game-winning drive. UA marched 77 yards on 13 plays, getting another 5-yard Tilford scoring run, and the PAT gave the Wildcats a 35-30 lead with 6:51 to go.

Colorado then had one more chance with the ball, but the drive ended on downs at midfield. Arizona took possession with 2:23 to go and ran the clock down.

After an unexpected defensive struggle for much of the first half, the two teams exploded to put 21 points on the board in the last two minutes of the second quarter.

Colorado started the run with a 38-yard trick play for a touchdown following an interception by CU's Mikial Onu. Montez handed off to running back Jaren Mangham, who ran left, then pitched back to wide receiver K.D. Nixon on a reverse. Montez then threw a big block to give Nixon enough time to heave a 38-yard scoring pass to a wide-open Dimitri Stanley in the end zone for a 13-7 CU lead.

But even before Buffs fans could finish celebrating, Arizona answered on the first play from scrimmage on its ensuing possession. Tate dropped back and hit a streaking Cedric Peterson with a 75-yard touchdown throw to put the Wildcats back in the lead, 14-13, with just 1:40 remaining.

That, though, was enough time for Montez to guide a nine-play, 75-yard scoring march. CU capped the drive with the 12-yard Montez pass to Russell.

Prior to the late scoring surge, the Buffs had taken the lead with a field goal on their first possession of the day before Arizona took the lead with a 90-yard touchdown drive late in the first quarter. Colorado finally pulled to within 7-6 on another Stefanou field goal with 2:37 to play in the second quarter, setting the stage for the frantic final minutes of the half.

Arizona.....	7	7	14	7	—	35
COLORADO	3	17	7	3	—	30

SCORING	Score	Time	Qtr
COLORADO — Stefanou 37 FG	3- 0	9:02	1Q
Arizona — Berryhill 7 pass from Tate (Havrisik kick)	3- 7	0:15	1Q
COLORADO — Stefanou 39 FG	6- 7	2:37	2Q
COLORADO — Stanley 38 pass from Nixon (Stefanou kick)	13- 7	1:50	2Q
Arizona — Peterson 75 pass from Tate (Havrisik kick)	13-14	1:40	2Q
COLORADO — Russell 12 pass from Montez (Stefanou kick)	20-14	0:03	2Q
Arizona — Casteel 33 pass from Tate (Havrisik kick)	20-21	13:11	3Q
COLORADO — Brown 15 run (Stefanou kick)	27-21	5:11	3Q
Arizona — Tilford 5 run (Havrisik kick)	27-28	3:42	3Q
COLORADO — Stefanou 20 FG	30-28	11:29	4Q
Arizona — Tilford 5 run (Havrisik kick)	30-35	6:51	4Q

Attendance: 52,569 **Time:** 3:05

Weather (63°): mostly sunny skies, 17% humidity, 9 mph winds from the southeast

TEAM STATISTICS	COLORADO	ARIZONA
First Downs.....	26	22
Third Down Efficiency (Fourth).....	6-16 (1-2)	8-14 (0-0)
Rushes—Net Yards	37-159	26-83
Passing Yards	299	404
Passes (Att-Comp-Int).....	42-28-0	41-31-1
Total Offense.....	496	487
Return Yards	23	2
Punts: No-Average.....	5-46.8	5-40.6
Fumbles: No-Lost.....	0-0	1-0
Penalties/Yards	8/85	1/5
Quarterback Sacks—Yards	0-0	0-0
Time of Possession	35:03	24:57
Drives/Average Field Position	12/C30	12/A22
Red Zone: Scores-Attempts (Points).....	4-4 (20)	3-3 (21)

INDIVIDUAL STATISTICS

Rushing—Colorado: Fontenot 21-94, Mangham 10-34, Montez 5-16, Brown 1-15. **Arizona:** Brightwell 11-27, Tate 4-23, Tilford 5-23, Smith 2-4, Taylor 1-4, Wiley 1-2, Casteel 1-1, Team 1-minus 1.

Passing—Colorado: Montez 42-28-0, 299, 1 td; Nixon 1-1-0, 38, 1 td. **Arizona:** Tate 41-31-1, 404, 3 td.

Receiving—Colorado: Brown 10-141, Fontenot 5-34, Stanley 4-75, Russell 3-32, Mangham 3-9, Arias 2-35, Nixon 1-7, Jackson 1-4. **Arizona:** Casteel 7-74, Wiley 6-48, Joiner 4-68, Cunningham 4-56, Peterson 3-99, Smith 2-20, Curry 1-19, Dixon 1-8, Berryhill 1-7, Brightwell 1-4, Johnson 1-1.

Punting—Colorado: Kinney 5-46.8 (63 long, 3 In20). **Arizona:** Aragon 5-40.6 (48 long, 1 In20).

Punt Returns—Colorado: Stanley 2-15. **Arizona:** Casteel 2-2. **Kickoff Returns—Colorado:** none. **Arizona:** Joiner 1-44, Cunningham 2-34.

Tackle Leaders—Colorado: Landman 10,1—11; Wells 9,1—10; Jones 5,0—5; Trujillo 2,3—5; Lewis 4,0—4; Abrams 2,2—4; Rakestraw 2,2—4; Taylor 2,2—4; Jordan 1,2—3; Van Diest 1,0—1; Williams 1,0—1. **Arizona:** Fields 10,1—11; Cooper 9,0—9; Schooler 6,2—8; S.Young 6,1—7; Burns 4,0—4; Connolly 4,0—4; C.Young 4,0—4.

Quarterback Sacks—Colorado: none. **Arizona:** none.

Interceptions—Colorado: Onu 1-8. **Arizona:** none. **Passes Broken Up—Colorado:** Abrams, Onu, Taylor. **Arizona:** Fields, Roland-Wallace.

GAME NOTES

With the attendance of **52,569** (sellout), the Buffs have drawn 154,680 for three games; the last time CU exceeded 150,000 for its first three home games was in 2011 (153,583), CU's first year in the Pac-12. This millennium, CU reached 150,000 after three games in 2000, 2005, 2008 and 2009 (154,849 that season, the most through three games in this span); it finished last century with eight straight years of 150k+ (1990 through 1997) after not doing so since 1974 ... The two sellouts this season are the most in a year since 2005 (two) ... CU lost the coin toss for the first time this year, but has still won it 33 of the last 43 games ... Colorado has scored on its first possession four of five times in 2019 (3 TD/1 FG) ... In the nine games in the series since CU joined the Pac-12, the winner has averaged 43.8 points per game (the loser has averaged 29.0) ... The Buffaloes are now 19-9 in Family Weekend games dating back to 1992 ... Colorado still leads the series by a 14-8 margin (but the series is tied in Boulder at 5-5) ... There were nine lead changes in today's game, fairly high for a football game ... Arizona has now gained 400-plus yards against CU in 10 straight games dating back to 1986 ... Colorado has gained 400-plus yards four times in its first five games for the second straight year and the fourth time in the last six ... The Buffaloes did not allow a quarterback sack for the third time this season (and thus still none in the second half) ... This is the first CU game where neither team had a quarterback sack since 2015 (Colorado State in week three) ... CU did not commit a turnover or allow a sack for the 23rd time since 1972 (19-4 record; 1-1 under Mel Tucker) ... CU has now scored 57 of its last 58 times in goal-to-go situations (47 TD/10 FG) over the course of its last 32 games (one situation today—field goal) ... CU allowed a season-low 83 rushing yards (3.2 per carry), with no double-digit rushing gains ... **CB K.J. Trujillo** and **OG Casey Roddick** made their first career starts ... **WR Tony Brown** (10-141, 7 FDE receiving; 1-15, 1 TD rushing) had a career high 10 receptions and had his second 100-yard game as a Buffalo (second in a row).

**THIS WEEK'S HISTORICAL NOTE / 1976**

Forty-four years ago, Colorado was involved in a wild five-way chase for the Big 8 Conference title... yes, FIVE-way. After the games of November 13, Colorado, Iowa State, Nebraska, Oklahoma and Oklahoma State all owed 4-2 records in league play with one game remaining. CU's losses came at the hands of Nebraska and Missouri, but had won the games against the other three contenders, so it held many of the tiebreakers heading into the season finale the next Saturday (Nov. 20) at lowly Kansas State (0-6, 1-9 overall). The Wildcats put up a valiant fight, but the Buffs left Manhattan with a 35-28 win. That same day, Oklahoma State dispatched Iowa State in Stillwater, 42-21, leaving CU and OSU atop the standings at 5-2 ahead of the traditional Thanksgiving Day match-up between Nebraska and Oklahoma.

The Buffs needed an Oklahoma victory to earn the league's invitation to the Orange Bowl, as Nebraska owned the tiebreaker over CU and OSU by virtue of a 2-0 record against those schools. The Cornhuskers led the Sooners, 17-7 going into the fourth quarter and were still up, 17-13, with four minutes remaining when a couple of "razzle-dazzle" plays – featuring forward passes out of OU's wishbone formation, set up OU for the winning score, a 2-yard run by Elvis Peacock with 38 seconds left in the game.

Those two passes netted 79 yards and were the only passes the Sooners tried the entire game. Colorado, ranked No. 12 in the final Associated Press poll, went on to play No. 11 Ohio State in the Orange Bowl, as the Buckeyes were selected after No. 1 Pittsburgh opted for the Sugar Bowl to play a higher ranked team (No. 5 Georgia). Even the Ohio State pick by the Orange Bowl caused some controversy, as the committee bypassed a higher-ranked 9-1-1 UCLA team (No. 7) because they thought two western teams wouldn't sell out the game. (*The Buckeyes defeated the Buffaloes, 27-10.*)

1976 Big Eight Standings

	Conference					Overall				
	W	L	T	Pct.	Pts	Opp	W	L	T	Pct.
Colorado	5	2	0	.714	189	140	8	4	0	.667
Oklahoma State	5	2	0	.714	179	133	9	3	0	.750
Oklahoma	5	2	0	.714	203	150	9	2	1	.792
Iowa State	4	3	0	.571	179	175	8	3	0	.727
Nebraska	4	3	0	.571	189	116	9	3	1	.731
Missouri	3	4	0	.429	148	161	6	5	0	.545
Kansas	2	5	0	.286	126	179	6	5	0	.545
Kansas State	0	7	0	.000	118	277	1	10	0	.091

THE LAST 50

Here's a look at the overall records of the Pac-12 schools dating back their last 50 games (into the 2016 season):

	W	L	Pct.		W	L	Pct.		W	L	Pct.
Washington	36	14	.720	Utah	31	19	.620	California	23	27	.460
Southern California.....	35	15	.700	Stanford	30	20	.600	Arizona.....	18	32	.360
Oregon	33	17	.660	Colorado	25	25	.500	UCLA	17	33	.340
Washington State	33	17	.660	Arizona State.....	25	25	.500	Oregon State	14	36	.280

FIRST HALF SCORING: The **35** points CU scored in the first half against UCLA were the most in a first half since Oct. 1, 2016, when the Buffs built a 37-6 halftime lead over Oregon State in Boulder (in an eventual 47-6 win). The last 21-point second quarter before last Saturday came against New Hampshire in Boulder in 2018, and the last time the Buffs scored more points in any quarter was the fourth last year in the comeback, overtime 34-31 win over Nebraska. The **35** points are believed to be the most in a first half by the Buffaloes at least since 1923, if not all-time.

MUSIC IN HIS BLOOD: Assistant head coach **Darrin Chiaverini** has music in his blood, though not to the extent of his father, **Eddie "Day" Chiaverini**, who played the rhythm guitar for The Lively Ones, a rock and roll band in the early 1960s. One of their songs, *Surf Rider*, made the soundtrack of the 1994 blockbuster movie, *Pulp Fiction*, playing over the opening and closing credits. You can hear it here: <https://www.youtube.com/watch?v=CXfQYRjxvc>.

Season Opener Attendance. Folsom Field was well shy of its 50,183 capacity, as Boulder County Health officials gave CU permission to seat a maximum of 675 people in the stands, with proper physical distancing. A total of 619 family members signed up for the game (479 CU, 140 UCLA), with **554** claiming the tickets, which were designated for family members of players and coaches. It was no doubt the smallest crowd ever to witness a regular season game at Folsom Field, which debuted on Oct. 11, 1924 with an original capacity of 26,000 (Gamble Field that predated it sat 9,000).

- A ruling by Boulder County Public Health on Nov. 12 has mandated that for the remainder of the calendar year, no fans will be able to attend either CU football or men's or women's basketball games (basketball also would have been limited to family of coaches and players).

San Diego State was just the fourth different opponent the Buffaloes will face during Thanksgiving week (as well as in the regular season finale) since the CU-Nebraska game shifted to Fridays when the Big 12 was formed in 1996. Utah filled that spot in 2011 when both joined the Pac-12; in 2018, due to a previous game arranged between Utah and BYU at the tail end of the regular season, the Buffs traveled to California two days after turkey day. Otherwise, you have to go back to 1963 to find the last different school CU played after Thanksgiving (Air Force, when the game was postponed for two weeks after the JFK assassination).

CRAZY 2020: The Pac-12 started play on Saturday (Nov. 7) and three teams remain undefeated (CU, USC and Washington all at 3-0. That is equal to those who remain among the other Power 5 conference members: Notre Dame is the last undefeated team in the ACC, as is Ohio State in the Big Ten and Alabama in the SEC (no team in the Big 12 is undefeated; all 10 have at least *two* losses). In the Group of 5, seven remain loss-free: BYU, Buffalo, Cincinnati, Coastal Carolina, Marshall, San Jose State and Western Michigan still have a 0 in the loss column. That totals **13** schools that remain undefeated in 2020.



RALPHIE UPDATE The Pac-12 is not allowing spirits or mascots on the sideline this season (deemed non-essential personnel to limit the number of bodies on the field), so it became moot if CU's latest buffalo, Ralphie VI, would make her debut in 2020. But as it stands, a potential new buffalo is still undergoing training and there is no final selection for a Ralphie VI at this time. Thus, had this been a normal season, no successor to Ralphie V, who retired after 12 seasons in 2019, was ready to go.

**BUFFALOES ON NATIONAL AWARD LISTS***(Watch Lists/Official Nominations)*

Chuck Bednarik Award (top defensive player): **ILB Nate Landman** (one of 90 players on official watch list)
Bulworth Trophy (most outstanding player who began career as a walk-on): **TE Brady Russell** (CU's official nomination)
William Campbell Trophy (the academic "Heisman"): **TE Matt Lynch** (one of 199 semifinalists)
Dick Butkus Award (top linebacker): **ILB Nate Landman** (one of 51 players on official watch list)
Earl Campbell Tyler Rose Award (outstanding offensive player with ties to state of Texas): **TB Alex Fontenot** (CU's official nomination)
Mayo Clinic Comeback Player of the Year: **TB Jarek Broussard** (one of 42 on revised watch list; **CB/S Chris Miller** (one of 53 players on original watch list)
Paul Hornung Award (most versatile player): **WR K.D. Nixon** (one of 50 players on official watch list)
Lott IMPACT Trophy (for Integrity, Maturity, Performance, Academics, Community and Tenacity): **ILB Nate Landman** (one of 42 players on official watch list)
Bronko Nagurski Trophy (top defensive player): **Nate Landman** (one of 98 players on official watch list)
Rimington Award (nation's top center): **C Colby Pursell** (one of 90 players on official watch list)
Doak Walker Award (nation's top running back): **TB Alex Fontenot** (one of 76 on official watch list)
Danny Wuerffel Award (community service): **C Colby Pursell** (one of 114 on official watch list)

WALTER CAMP NATIONAL PLAYER OF THE WEEK

ILB NATE LANDMAN (Nov. 28, Defensive vs. San Diego State: *11 tackles (10 solo, 4 for losses including 3 sacks), 4 3DS, 2 TZ, one PBU, one TD save*)

BRONKO NAGURSKI NATIONAL DEFENSIVE PLAYER OF THE WEEK

ILB NATE LANDMAN (Nov. 28 vs. San Diego State: *11 tackles (10 solo, 4 for losses including 3 sacks), 4 3DS, 2 TZ, one PBU, one TD save*)

PAC-12 PLAYER OF THE WEEK *(six selected weekly)*

TB JAREK BROUSSARD (Nov. 7, Offensive vs. UCLA: *31-187 3 TD rushing, 2-21 receiving; 221 all-purpose yards; 8 FDE*)
QB SAM NOYER (Nov. 14, Offensive at Stanford: *15-of-24 for 255 yards (2 TD/1 INT), 8-36, 2 TDs rushing, 15 FDE (10 passing, five rushing)*)
ILB NATE LANDMAN (Nov. 14, Defensive at Stanford: *17 tackles (14 solo, one for a loss), one third down stop, one fumble recovery, one quarterback hurry*)
ILB NATE LANDMAN (Nov. 28, Defensive vs. San Diego State: *11 tackles (10 solo, 4 for losses including 3 sacks), 4 3DS, 2 TZ, one PBU, one TD save*)

EARL CAMPBELL ROSE TYLER ROSE AWARD

TB JAREK BROUSSARD (honorable mention: Nov. 7, vs. UCLA: *31-187 3 TD rushing, 2-21 receiving; 221 all-purpose yards*)

JOE MOORE AWARD FOR THE MOST OUTSTANDING OFFENSIVE LINE

Colorado (midseason "unit of interest")

COLLEGESPORTSMADNESS.COM CONFERENCE PLAYER OF THE WEEK

ILB NATE LANDMAN (Nov. 14, Defensive at Stanford: *17 tackles (14 solo, one for a loss), one third down stop, one fumble recovery, one quarterback hurry*)
ILB NATE LANDMAN (Nov. 28, Defensive vs. San Diego State: *11 tackles (10 solo, 4 for losses including 3 sacks), 4 3DS, 2 TZ, one PBU, one TD save*)

COLLEGE FOOTBALL HALL OF FAME / 2021 CLASS BALLOT

TB ERIC BIENIEMY (played at Colorado from 1987-90; 3,940 career rushing yards—CU all-time leader—5.63 yards per carry, 41 TDs; third in '90 Heisman voting)
CB CHRIS HUDSON (played at Colorado from 1991-94; 15 career INT (second at CU); '94 Thorpe Award winner; three-time, first-team All-Big 8; at CB & S)
TB RASHAAN SALAAM (played at Colorado from 1992-94; 2,055 rushing yards, 24 TDs in '94; won Heisman Trophy, Doak Walker Award and Walter Camp POY Trophy)

CU STUDENT OF THE MONTH

TB CALEB FAURIA (November; *Exploratory Studies major*)

YOUTHFUL NUMBERS

The Buffaloes have a lot of youth, so much so that **69** of the **104** eligible players (**66.3** percent) on the roster are underclassmen. Here's where that stands nationally (a reminder service academies do not redshirt and have extraordinarily large freshmen classes and team sizes):

School	Total	Fr. (True/RS)	Soph.	Team Size	Pct.	School	Total	Fr. (True/RS)	Soph.	Team Size	Pct.
1. Oregon	81	47 (28/19)	34	110	73.6	14. TCU	80	50 (27/23)	30	122	65.6
2. Florida State	85	57 (39/18)	28	117	72.6	15. South Carolina	74	54 (38/16)	20	113	65.5
3. East Carolina	83	59 (38/21)	24	115	72.2	16. Utah State	68	45 (25/20)	23	104	65.4
4. Stanford	73	44 (28/16)	29	102	71.6	17. Bowling Green	69	64 (43/31)	5	106	65.1
5. Iowa	88	61 (31/30)	27	123	71.5	18. SMU	94	66 (30/36)	28	146	64.4
6. UCLA	85	62 (32/30)	23	119	71.4	19. Wyoming	70	49 (25/24)	21	109	64.2
7. Syracuse	68	47 (29/18)	21	96	70.8	20. BYU	77	45 (28/17)	32	121	63.6
8. Nebraska	108	78 (39/39)	30	153	70.6	21. Maryland	75	46 (36/10)	29	118	63.6
9. Arizona State	77	49 (31/18)	28	113	68.1	22. Eastern Michigan	69	48 (27/21)	21	111	62.2
10. Clemson	81	51 (29/22)	30	120	67.5	23. Boise State	64	37 (24/13)	27	103	62.1
11. Utah	80	60 (40/20)	20	120	66.7	24. Navy	90	48 (48/ 0)	42	145	62.1
12. Colorado	68	39 (24/15)	29	103	66.0	25. Florida	74	48 (27/21)	26	120	61.7
13. Kansas State	84	55 (35/20)	29	128	65.6						

And on the other end of the spectrum, the schools with the fewest players in their last year of eligibility (seniors and graduate transfers):

School	Sr.	Gr.Tr.	Total	School	Sr.	Gr.Tr.	Total	School	Sr.	Gr.Tr.	Total
Stanford	9	1	10	Syracuse	11	1	12	Oregon	13	2	15
UCLA	7	4	11	Florida State	9	4	13	Bowling Green	16	0	16
Colorado	9	2	11	Wyoming	11	2	13	Colorado State	14	2	16
Clemson	12	0	12	Eastern Michigan	14	0	14	East Carolina	12	4	16
Maryland	11	1	12	Oregon State	13	1	14				

**PAC-12 START(S) RETURNING**

When the final rosters were set in mid-October and with some players opting-out due to the coronavirus, league schools were surveyed on the number of previous starts made by players returning for the 2020 season (including those of transfers and graduate transfers, but not JUCO's). The results:

School	Offense	Defense	Total	School	Offense	Defense	Total	School	Offense	Defense	Total
Stanford	112	92	204	Utah	186	75	261	Arizona State	90	220	310
Washington	143	93	236	Arizona	122	146	268	Southern California	159	158	317
Colorado	107	130	237	Oregon	119	149	268	Did not respond:	California, Oregon State		
Washington State	130	123	253	UCLA	131	157	288				

CAREER CHART WATCH

Here's where several Buffaloes rank on some of CU's all-time through games of November 28 (*Note: Colorado does not count bowl stats into career totals to protect past history, thus career numbers for players past and present will differ from NCAA*):

- ⇒ **WR DANIEL ARIAS** is second in forced fair catches (21), is tied for third in first downfield credits (10) and is 20th in special team points (51).
- ⇒ **TB JAREK BROUSSARD** is 108th in rushing yards (432).
- ⇒ **TB ALEX FONTENOT** is 60th in rushing yards (917).
- ⇒ **DE MUSTAFA JOHNSON** is tied for 17th in quarterback sacks (14) and is tied for 28th in tackles for loss (25).
- ⇒ **ILB NATE LANDMAN** is 14th in total tackles (314), is ninth in unassisted tackles (210), is 19th in tackles for loss (30), is tied for 44th in quarterback sacks (9; fifth-most by an inside linebacker); is sixth in third down stops (41) and first in fourth down stops (8).
- ⇒ **TB JAREN MANGHAM** is 103rd in rushing yards (465).
- ⇒ **WR K.D. NIXON** is tied for 21st in receptions (93), is 24th in receiving yards (1,154), is 12th in kickoff returns (33) and is 15th in kickoff return yardage (758).
- ⇒ **QB SAM NOYER** is 36th in passing yards (829) and is tied for 31st in completions (73).
- ⇒ **PK EVAN PRICE** is 85th in scoring (57 points) and 20th in field goals made (13).
- ⇒ **WR DIMITRI STANLEY** is 59th in receptions (48) and is 71st in receiving yards (557).
- ⇒ **PK JAMES STEFANO** (*medical retirement*) finished ninth in overall scoring and fourth in kick-scoring (199 points) and fifth in field goals made (34).

AROUND THE NATION

Colorado has traditionally stocked its rosters primarily with players from three states: Colorado, California and Texas (70.9 percent of the entire roster—active and inactive—as of November 9: 78 of 110 players, including six ineligible). The roll call of state producers for the Buffaloes: California 30, Colorado 26, Texas 22, Florida 5, Arizona 4, Georgia 4, Michigan 2, Mississippi 2, Washington 2, Alabama 1, Indiana 1, Kansas 1, Louisiana 1, Massachusetts 1, New Jersey 1, North Carolina 1, Ohio 1, Oregon 1, Virginia 1. That's 19 states total along with AUSTRALIA (1), AUSTRIA (1) and GHANA (1), that has produced the make-up of this year's team.

➔ **AROUND THE WORLD:** Seven Buffaloes were born outside of the United States: **WR Daniel Arias** (Santa Domingo, D.R.), **P Paulson Fosu** (Ghana), **OLB Joshka Gustav** (Germany), **ILB Nate Landman** (Zimbabwe), **OL Valentin Senn** (Austria), **PK James Stefanou** (Australia) and **P Josh Watts** (Tasmania).

➔ **BY CLASS:** 2 graduate transfers; 9 seniors (3 fifth-year), 29 juniors, 30 sophomores, 41 freshmen (10 redshirt/6 2nd-year/25 true).

AND THE J'S (STILL) HAVE IT

Statistics show that more first names in the U.S. begin with the letter "J," followed by M, S, D and C. The Buffs take that to the extreme: on the 2020 Colorado roster, over 23 percent on the team has first names that begin with J: 24 players overall who go by 22 different J names (there were 23 last year). The list:

Jake (3)	Jamar	Jared	Jason	Jaylen	Joe	Josh	Justin
Jack	James	Jarek	Jayden	Jaylon	Jonathan	Joshka	
Jalen	Janaz	Jaren	Jayle	Jeremiah	John	Joshua	

WAITING ON 2020, BUT ACCORDING TO 2010 ...

There are no siblings on CU's team for just the second time since 2010 (none in 2017; there two pair last year, Davis and Evan Price and Laviska and LaVontae Shenault). There are still players who share the same surname, however, nine different sets of last names in all, with nine of them ranking among the top 300 surnames in the United States according to the 2010 census (that ranking in parenthesis):

Jackson (18), **Johnson** (2), **Lewis** (26), **Lynch** (262), **Lytle** (>1,000), **Miller** (7), **Perry** (97), **Smith** (1) and **Williams** (3).

THIRD DOWN SUCCESS

Colorado converted on third down at 41.3 percent (74-of-179) in 2019, a figure that ranked 48th nationally and was the third-best by the Buffaloes last decade. The Buffs averaged 7.0 yards to go per third down try (opponents averaged 6.1 yards to go and converted at 47.4 percent, matching the lowest average-to-go since 1984, when we started tracking this stat). Conversely, CU has averaged under 7 yards to go just twice since 2003 (6.3 in 2016 and 6.5 in 2014; the Buffs' all-time low is 5.8 to go in 1985, the first year it ran the wishbone on offense).

➔ Thus far in 2020, and granted, just three games in, but the Buffs are converting at a 46.2 percent clip, averaging 6.6 yards to go on 52 tries (and one of those "misses" came on a kneel-down to end the UCLA game). The Buffs are 16-of-28 on 3rd-&-6 or less (57.1). Opponents are converting at a 35.6 clip (7-of-19 on 3rd-&-6 or less, 36.8) despite averaging 7.0 yards to go. CU has been balanced, going

12-of-25 rushing and 12-of-27 passing.

➔ CU's best season of third down conversion percentage came in 1989 – 53.9 (83 of 154, including 30-of-30 on 3rd-&-1) – followed by 1990 (48.9), 1954 (46.8), 1966 (46.0), 1987 (45.2), 1957 (45.1) and 2016 (44.5).



STATISTICALLY SPEAKING

Here's where the Buffs ranked statistically in select categories in the Pac-12 and the NCAA through games of November 28:

TEAM											
Pac12	NCAA	Category	Stat	Pac12	NCAA	Category	Stat	Pac12	NCAA	Category	Stat
5th	42nd	RUSHING OFFENSE	191.7	2nd	18th	RUSHING DEFENSE	108.0	6th	73rd	PUNT RETURNS	6.3
6th	77th	PASSING OFFENSE	218.0	7th	65th	PASSING DEFENSE	235.3	7th	90th	KICKOFF RETURNS	18.1
6th	52nd	TOTAL OFFENSE	409.7	2nd	27th	TOTAL DEFENSE	343.3	8th	91st	NET PUNTING	36.9
3rd	30th	3rd DOWN EFFICIENCY	46.2	3rd	31st	3rd DOWN EFF DEFENSE	35.6	1st	5th	TURNOVER MARGIN	+1.33
3rd	28th	SCORING OFFENSE	34.3	5th	24th	SCORING DEFENSE	28.0	1st	4th	TIME OF POSSESSION	35:11
INDIVIDUAL (Top 25 in conference or top CU leader; players must meet NCAA minimum of 75% of team's games; *—if had enough attempts to qualify)											
Total Offense	Pac-12	NCAA	Yds/Gm	Dimitri Stanley	11th	116th	4.3	Carson Wells	8th	62nd	0.67
Sam Noyer	4th	46th	254.0	La'Vontae Shenault	24th	3.5	Interceptions	Pac-12	NCAA	Avg./Gm
Jarek Broussard	12th	113th	144.0	Receiving Yards (Avg.)	Pac-12	NCAA	Yds/Gm	Curtis Appleton	10th	56th	0.33
Rushing	Pac-12	NCAA	Yds/Gm	Dimitri Stanley	10th	75th	67.3	Carson Wells	10th	56th	0.33
Jarek Broussard	2nd	4th	144.0	Scoring	Pac-12	NCAA	Pts/Gm	Fumble Recoveries	Pac-12	NCAA	Total
Passing Yards	Pac-12	NCAA	Yards	Sam Noyer	8th	58th	8.0	Four tied	3rd	62nd	0.33
Sam Noyer	4th	109th	650	Sam Noyer	11th	118th	6.7	(Landman, Montgomery, Pell, Rakestraw)			
Passing Efficiency	Pac-12	NCAA	Rating	Jarek Broussard	13th	145th	6.0	Forced Fumbles	Pac-12	NCAA	Total
Sam Noyer	5th	55th	137.9	Field Goal Pct.	Pac-12	NCAA	Pct.	Jamar Montgomery	10th	27th	0.33
Completion Pct.	Pac-12	NCAA	Rating	Evan Price	4th	31st	80.0	Derrion Rakestraw	10th	27th	0.33
Sam Noyer	7th	56th	61.9	Field Goals	Pac-12	NCAA	FG/Gm	Passes Defended	Pac-12	NCAA	Avg./Gm
All-Purpose Yards	Pac-12	NCAA	Yds/Gm	Evan Price	4th	34th	1.33	Isaiah Lewis	1st	1st	2.0
Jarek Broussard	4th	11th	160.3	Punt Returns	Pac-12	NCAA	Avg.	Carson Wells	2nd	2nd	2.0
Dimitri Stanley	19th	163rd	82.7	Dimitri Stanley	3rd	31st	6.3	*Tackles	Pac-12	NCAA	Avg./Gm
Punting	Pac-12	NCAA	Avg.	Kickoff Returns	Pac-12	NCAA	Avg.	Nate Landman	4th	26th	10.3
Josh Watts	7th	82nd	38.5	Maurice Bell	3rd	25th	23.8	(*-CU uses coaches' video; numbers don't match)			
Receptions				Quarterback Sacks							
Pac-12	NCAA	No./Gm		Pac-12	NCAA	Avg./Gm					
				Nate Landman	3rd	70th	1.00				

FUMBLE OR FUMBLE ME NOT

Hanging on to the football is one thing that the Colorado Buffaloes have done most of last decade, and they took it up a notch in 2019. The Buffaloes did not fumble the ball in six games, and had just 11 fumbles, and "11" is actually a bit misleading: three were charged to the team on bad snaps and a fourth happened on a muffed try at scooping up a punt; the three that were lost were on special teams (two on kickoff returns and that muffed punt; the offense never lost a fumble. The Buffs set a record with four consecutive games without a fumble, which included a stretch of **446** touches (scrimmage plays, punts/placement kicks, returns, fair catches). For the year (**1,021** touches), that was one for every **92.8** touches. The ones most likely to fumble, the running backs, had just three in **367** (rushes, receptions, returns).

- ▶ Since the start of the 2013 season, Colorado has a total of **119** fumbles (losing **48**) — out of **8,277** touches (or 1 in for every **69.6** touches).
- ▶ CU's tailbacks have just **22** over the last seven-plus seasons in **2,557** carries (or just one in every **116.2** attempts).
- ▶ **2020** Numbers: **3** fumbles (two on poor center snaps) in **296** touches (243 scrimmage plays; 2 interceptions, 51 special teams: returns, punts and placements);
- ▶ CU had no fumbles in 2020 opener against UCLA (no fumbles in **34** of its last **89** games—none in two games thus far in 2020);
- ▶ CU had no fumbles in six games in 2019, tying the school record set in 2014 and 2017;
- ▶ CU has lost just **15** fumbles dating back to the 2016 season (out of **73** fumbles overall in that **53**-game span).
- ▶ CU lost just **3** fumbles in 2019, none on offense (two on kickoff returns, one on a muffed punt return); that tied for the third fewest in the NCAA.

ALMOST PERFECT IN CLOSE

Dating back to nine games into the 2016 season, Colorado has had **73** goal-to-go situations, scoring **71** times (or 97 percent of the time); **55** of the scores have been touchdowns to go with **16** field goals. The only non-scores came on a drive ending on downs in 2018 against Oregon State (in overtime) and an interception last year at Oregon. A look at perfect (or near) seasons in this regard since 1984 when the stat was first tracked:

Season	Number	Scores	TD (Pct.)	FG	Pct.	Season	Number	Scores	TD (Pct.)	FG	Pct.
1996	26	26	21 (80.7)	5	100.0	1988	19	18	16 (84.2)	2	94.7
2017	18	18	17 (94.4)	1	100.0	2014	21	20	17 (81.0)	4	95.2
2002	16	16	15 (93.8)	1	100.0	1989	34	32	31 (91.2)	1	94.1
1985	13	13	13 (100.0)	0	100.0	1993	16	15	14 (87.5)	1	93.8
2020	7	7	7 (100.0)	0	100.0	2019	16	15	8 (50.0)	7	93.8
1994	31	30	29 (93.5)	1	96.7	1986	14	13	13 (92.9)	0	92.9
2018	20	19	15 (75.0)	4	95.0	2008	14	13	13 (92.9)	0	92.9

CHEV'S "COACHED" A HATRICK ... PLUS

Darrin Chiaverini is entering his fifth year as CU's receivers coach; in **50** games, he's coached four players who have passed him on CU's all-time receiving yards list. **WR Shay Fields** passed him as a junior in 2016, while seniors **WR Devin Ross** and **WR Bryce Bobo** did so in 2017. And a fourth, **WR Laviska Shenault** zoomed by him in the first game of 2019. **WR K.D. Nixon** now looms as the next one to likely to pass him by, and TB Tony Brown came close:

Rk	Player (Seasons)	No.	Yards	Avg.	TD	Rk	Player (Seasons)	No.	Yards	Avg.	TD
2	Shay Fields (2014-17)	190	2,552	13.4	21	20	Darrin Chiaverini (1995-98)	97	1,199	12.4	6
11	Laviska Shenault (2017-19)	149	1,943	13.0	10						
12	Bryce Bobo (2014-17)	150	1,638	10.9	10	24	K.D. Nixon (2017-20)	93	1,154	12.5	7
13	Devin Ross (2013-17)	140	1,626	11.7	9	32	Tony Brown (2018-19)	88	1,040	11.8	6

**COLORADO IN THE POLLS – 2020 WEEK-BY-WEEK**

A look at where Colorado has placed weekly in each of the three major polls in 2020 (the College Football Playoff committee first weekly rankings will be on Tuesday, Nov. 24; RV—denotes received votes; number is place outside top 25):

Poll	PS	9/06	9/13	9/20	9/27	10/04	10/11	10/18	10/25	11/01	11/08	11/15	11/22	11/29	12/06	12/13	12/19	Final
Associated Press	---	---	---	---	---	---	---	---	---	---	---	---	---	RV (30)				
USA Today Coaches	---	---	---	---	---	---	---	---	---	---	---	---	RV (43)	RV (33)				
CFP Committee Poll	N/A	---	---	---	---	---	---	---	---	---	---	---	---	---				

IN THE POLLS / SOME HISTORY

Colorado was last ranked on Oct. 13, 2018 (No. 25 in the USA Today/Coaches poll), and was last in the AP poll on Oct. 6, 2018 (No. 19; the Buffs were a season-high No. 18 the same day in the coach's ballot). The Buffs were not ranked in 2017, and had climbed to as high as No. 9 in both polls (twice) in 2016; CU had not been ranked previous to '16 since 2005. Colorado owns the ninth longest streak of all-time, as from the 1989 preseason poll through the fifth week of 1997, CU had a run of **143** consecutive weeks in the AP poll. CU has now been ranked **304** times in its history, the 28th most all-time (tied with Virginia Tech), and has finished in the top four on four occasions, tied for 22nd most (the College Football Playoff includes the top four teams; only USC, with 12, has more than CU from the Pac-12).

47 WINS OVER AP RANKED TEAMS 23RD BEST SINCE '89

CU's **47** wins over *Associated Press* ranked teams dating back to the 1989 season (when the AP expanded to a top 25) are tied for the 23rd most in the nation in this time frame (31-plus seasons). Through games of Nov. 28, Alabama and Ohio State have the most (**97**), LSU (**85**), Florida State (**84**), Florida (**81**), Oklahoma (**78**), Michigan (**76**), Southern Cal (**73**), Georgia (**65**), Miami, Fla. (**63**), Auburn (**62**), Oregon (**62**), Tennessee (**62**), Notre Dame (**59**), Texas (**59**), Clemson (**57**), Penn State (**56**), Washington (**55**), UCLA (**54**), Wisconsin (**50**), Stanford (**49**), Virginia Tech (**49**), **COLORADO (47)**, Michigan State (**47**), Nebraska (**47**) and Texas A&M (**41**).

- All-time, Colorado's **70** wins over ranked teams are the 23rd most in history.
- CU is **4-33** against ranked teams dating back to 2009; also **1-31** on road since 2002 (win at ASU in 2019 snapped a 29-game losing streak).
- CU's last win over a top 5 or 10 team was on Sept. 29, 2007: a 27-24 win over No. 3 Oklahoma in Boulder.
- Since 1989 (when the *Associated Press* started ranking a Top 25), **Colorado** is tied for the **12th** most ranked teams played in the nation (139, 47-90-2), trailing Alabama 163 (97-65-1), LSU (160; 85-75), Florida (156; 81-74-1), Michigan 152 (76-74-2), Tennessee 152 (62-87-3), Ohio State 150 (96-50-3), Georgia 146 (65-80-1), Auburn 146 (62-83-1), Florida State 143 (84-58-1), Oklahoma 143 (78-63-2) and Washington 141 (55-85-1); USC has also played 139 (73-65-1). Texas has played 136 (59-75-2), UCLA 133 (54-78-1), Notre Dame 130 (59-69-2), Michigan State 129 (47-82), Penn State 128 (56-72), Stanford 127 (49-78), Miami, Fla. 125 (63-62), Wisconsin 123 (50-72-1), Texas A&M 121 (41-80), Oregon 120 (62-58), Clemson 119 (57-62), Nebraska 111 (47-63-1), Iowa 109 (36-73), Virginia Tech 108 (49-58-1).
- Pac-12 Records versus ranked teams (*by wins; since start of 1989 season*): USC 73-65-1; Oregon 62-58; Washington 55-85-1; UCLA 54-78-1; Stanford 49-78; **Colorado 47-90-2**; Arizona 37-82; Arizona State 33-78; Washington State 31-85; Utah 21-33; Oregon State 22-81.

INTERNATIONAL FLAVOR

Colorado has seven players on its roster who were born outside the United States, tied for the fourth-most among FBS schools (though the seven represent seven different countries, the second-most behind a whopping 11 for Temple). What's interesting in this group is how many islands of the Caribbean are represented (Dominican Republic, Haiti, Jamaica, Puerto Rico and the Turks and Caicos Islands). Here's a list of those schools with seven or more born anywhere but among the 50 U.S. States (U.S. possessions count as outside the country, as they are countries):

School	No.	Countries
Syracuse	13	7 Canada (6), Germany (2), Ghana, Ivory Coast, Jamaica, Nigeria, Puerto Rico
Hawai'i	10	3 American Samoa (8), Australia (1), Canada
Temple	9	6 Cameroon (2), Sweden (2), Cuba, Liberia, Nigeria, Turks and Caicos Islands
Colorado	7	7 Australia, Austria, Dominican Republic, Germany, Ghana, Tasmania, Zimbabwe
Penn State	7	4 Canada (4), Germany, Haiti, Ukraine
Utah	7	4 Australia (3), England (2), American Samoa, Canada

700 CLUB

Colorado became the 25th school to reach the 700-win mark with a 44-28 win over California in 2017; the Buffs have an all-time record of **713-515-36** (a **.578** winning percentage). In addition to being 26th on the all-time win list, CU is 36th in winning percentage (29th for schools with 1,000 or more games played in the FBS). The top 30 in all-time wins through games of November 28:

Team	Years	Games	Won	Lost	Tied	Pct.	Team	Years	Games	Won	Lost	Tied	Pct.	Team	Years	Games	Won	Lost	Tied	Pct.
1 Michigan	142	1,350	964	350	36	.729	11 Georgia	129	1,318	837	427	54	.656	21 Pittsburgh	131	1,322	737	543	42	.573
2 Ohio State	131	1,307	928	326	53	.730	12 LSU	128	1,281	815	419	47	.655	22 Syracuse	132	1,330	725	556	49	.564
3 Alabama	129	1,298	924	331	43	.728	13 Auburn	129	1,276	781	448	47	.631	22 Navy	142	1,357	725	575	57	.556
4 Texas	128	1,332	921	378	33	.704	14 Clemson	125	1,272	766	461	45	.620	24 Arkansas	127	1,279	720	519	40	.579
5 Notre Dame	134	1,285	917	326	42	.730	15 West Virginia	130	1,312	760	507	45	.597	25 Wisconsin	132	1,270	717	500	53	.586
6 Oklahoma	126	1,295	914	329	53	.725	16 Virginia Tech	129	1,284	755	482	46	.607	26 COLORADO	131	1,264	713	515	36	.578
7 Nebraska	131	1,342	903	398	40	.688	16 Texas A&M	127	1,290	755	487	48	.603	27 Michigan State	125	1,222	710	467	44	.600
8 Penn State	134	1,338	899	398	41	.688	18 Washington	132	1,250	746	454	50	.616	28 Minnesota	137	1,279	708	527	44	.571
9 USC	133	1,255	850	351	54	.698	19 Florida	115	1,203	742	421	40	.632	29 North Carolina	133	1,310	706	550	54	.559
10 Tennessee	130	1,301	848	400	53	.673	19 Georgia Tech	129	1,300	741	516	43	.586	30 Army	131	1,283	704	527	51	.569

**THAT REDSHIRT RULE**

Beginning with the 2018 season, incoming freshmen can now play in up to four games but not lose a year of eligibility; this also applies to anyone else on the roster. In any year they play in four games or less, they get the year back (and the four can be at any point during the season; they do not have to be the first four games). Also if a player redshirts as a true freshman and then suffers a season-ending injury within the first four games of another season, he's now eligible for a sixth-year without having to lose two years to injuries and go through the old petition process. A perfect example would be **Derek McCartney**, who redshirted as a true freshman in 2013, and was injured in game three of his fourth-year (2016); he would have been awarded a sixth-year of eligibility under this rule change.

If this rule had been permanently in place since freshmen were allowed to play, here are some notable Buffaloes that would have earned a full season back due to either playing in four games or less at some point in their career due to injury, and others who were simply inserted at the end of games over the course of the season when the outcomes had already been decided (assuming the four-game maximum would have applied in 11-game seasons prior to 2006; *—denotes true freshman):

WR *Dave Logan, 1972	Debuted late in week two in a 56-14 win over Cincinnati, when he had his lone reception of the year. He was on the travel squad, but appeared just a couple of more times.
TB *James Mayberry, 1975	Appeared late in several games, had 16 rushing attempts and one reception.
DT George Smith, 1982	Injured in the fourth game of the year, he had 34 tackles, four for losses when he was lost for the year.
WB *Mike Pritchard, 1987	Appeared in six games and 17 rushes and threw seven passes.
QB *Darian Hagan, 1988	Appeared in five games (plus the Freedom Bowl), had 38 rushes and threw seven passes.
QB *Vance Joseph, 1990	Appeared in four games, had 13 rushes and threw seven passes (and was next in line to play in the '91 Orange Bowl).
QB *Kordell Stewart, 1991	Appeared in two games, had 18 rushes and threw two passes.
QB *Koy Detmer, 1992	Pressed into duty to rally CU over Minnesota in game three, started two others and appeared in seven overall; but he was also injured early in the fourth game in 1995, so either would have applied.
ILB Jashon Sykes, 2001	Injured in the fourth game of the year, he had already racked up 33 tackles and 3½ sacks
QB *Joel Klatt, 2002	Played three snaps late against Baylor in game seven, appeared in a handful of others after, including on the punt team.
OLB Derek McCartney, 2016	Had already utilized his redshirt year, so when lost for the season with a torn ACL in game three at Michigan, he lost that year.

And there were several players in 1984, when CU resurrected its junior varsity team for one year; several played in the three JV games and then saw some time afterward in some of the last six varsity games. These included **WR Lance Carl**, **ILB Don DeLuzio**, **TB Dion Dyson**, **TE/P Keith English**, **WR Drew Ferrando**, **QB Mark Hatcher**, **P Barry Helton**, **TB Sam Smith**, **CB David Tate** and **FB Anthony Weatherspoon**.

AND WHO BENEFITTED THE FIRST YEAR? SEVEN BUFFS ... THIRTEEN DO SO IN YEAR TWO

There were seven Buffaloes who benefitted from the NCAA's new redshirt which permits players to play in up to four games and not lose a year of eligibility provided they had a redshirt year available to them (no fifth-year seniors played in four games or less who were lost for the season due to injury, as exceptions could have been made in those instances). Those players, with the games they appeared in parenthesis (*—no longer on team): **OLB *Jacob Callier** (4), **PK Tyler Francis** (2), **P Alex Kinney** (4), **PK Evan Price** (2), **WR Dimitri Stanley** (3), **DB *L.J. Wallace** (1) and **ILB *Jake Yurachek** (1).

► In 2019, the rule could be applied to **12** players who meet the criteria of four games or less: **CB Mehki Blackmon** (4), **OT Frank Fillip** (2), **OLB Joshka Gustav** (3), **ILB Marvin Ham** (4), **OL Austin Johnson** (1), **OLB Jamar Montgomery** (4), **DT Lloyd Murray, Jr.** (2), **OLB Alec Pell** (4), **ILB Quinn Perry** (1), **PK Evan Price** (4), **WR LaVontae Shenault** (4) and **TE Luke Stillwell** (4).

SEASON OPENERS: UNDERCLASSMEN STARTERS

The depth is always fluid leading up to the first game, but with seven underclassmen (one freshman, six sophomores) atop the opening season depth chart, it would be the ninth most upperclassmen that would start an opener dating back to 1995. Nine frosh/soph started each of the last two years, but never more than three frosh. A look at the most underclassmen starters for the Buffaloes over the last 26 seasons:

Season	Fr.	So.	Total	Season	Fr.	So.	Total
2014	3	9	12	2004	1	7	8
2009	3	8	11	2008	1	7	8
2018	3	6	9	2012	2	6	8
2019	2	7	9	2020	1	6	7
2003	1	7	8				

OPENING DEPTH CHART NOTES

The Buffs released their season-opening depth chart on November 1, and for the sixth time in the last eight seasons, CU has more underclassmen than upperclassmen listed. Of the approximately 72 players who will possibly see action from scrimmage, 40 are underclassmen (20 freshmen, 20 sophomores); all nine seniors and two graduates figure to play in 2020.

► In both 2016 and 2017, CU did not start a true freshman in any game over the course of the season; that had not happened since 2005. In 2018, true freshmen collectively started 15 games, last year 12 did so.

JOHNSON QUIETLY RISING ON CU'S ALL-TIME SACKS CHART

► **DL Mustafa Johnson** has quietly climbed CU's all-time sack chart. With **14** (one this year, four-and-a-half in 2019 despite missing the better part of four games), he is tied for 17th having cracked the top 20. Last year against Nebraska, he had Colorado's third three-sack game of the decade (**DT Leo Jackson** vs. Texas State in 2017, **OLB Josh Hartigan** against Kansas State in 2010).

FUN FOUR FACT. Four schools can boast that they have won a national championship in football, have had a Heisman Trophy winner, a U.S. Supreme Court Justice and at least one man that either walked on the Moon or traveled there to and from. Those are **Colorado**, Michigan, Texas and Army-West Point. For CU, that would be **Rashaan Salaam** (Heisman), **Byron White** (Supreme Court) and Apollo command module pilots **Jack Swigert** (Apollo 13) and **Stuart Roosa** (Apollo 14). Other schools that would join the above with at least one astronaut (who was not on an Apollo mission) include California, Navy, Stanford and Wisconsin.

CARRY OUT TO FIVE: Throw in a U.S. Open (golf) winner, and the only schools with all five are CU (**Hale Irwin**, **Steve Jones**) and Texas.



STEFANOU RETIRES FROM FOOTBALL

On the Monday following the season opener (Nov. 9), **PK James Stefanou** spoke with head coach **Karl Dorrell** and informed him that was retiring from football immediately. “James doesn’t feel that he can no longer physically perform as well as he would like and has decided to end his career,” Dorrell said. “He has been a valuable member of the team for three years, and we certainly understand why he has made this choice. We certainly wish him nothing but the best.”

As a freshman in 2017, Stefanou was the second oldest player overall in the FBS, but the oldest freshman; he assumed the mantle of being the oldest collegian in the game in 2018, was back as the second-oldest in 2019 and in 2020, again the oldest. “I wish I could finish what I started here at CU, but unfortunately during the (UCLA) game my body faced another setback that told me it might be time to call this,” He wrote in announcing it on his Twitter account. “After many tough discussions and plenty of thinking, I’ve decided to end my placing career as a kicker and a Buff. What an honor it was to wear the CU colors and represent this amazing program.”

He ends his career as one of the most accurate kickers in CU history, as he is first in extra point percentage (.990), fourth in field goal percentage (.694) and third in combined kick percentage (.891). He finishes with the third most PAT kicks made (97) and the fifth-most field goals (34). He also finishes eighth all-time on CU’s scoring chart with 199 points, the fourth-most by a kicker.

SEASON KICKING PERCENTAGE (minimum 35 attempts)

Rk	Player (Season)	FG-FGA	EP-EPA	COMBINED	Pct.
1	Ken Culbertson (1989)	59-59	13-17	72-76	.947
2	Will Oliver (2012)	28-28	6- 8	34-36	.944
3	James Stefanou (2018)	30-30	5- 8	35-38	.921
3	Will Oliver (2014)	42-42	16-21	58-63	.921
5	Neil Voskeritchian (1995).....	45-45	12-17	57-62	.919
6	James Stefanou (2017)	35-35	17-22	52-57	.912
7	Jeremy Aldrich (1997)	29-32	12-14	41-46	.891
8	Mason Crosby (2004)	28-30	19-23	47-53	.887
9	Mason Crosby (2005).....	31-31	21-28	52-59	.881
10	Jeremy Flores (2001).....	40-42	18-24	58-66	.879

CAREER KICKING PERCENTAGE (minimum 100 attempts)

Rk	Player (Season)	EP-EPA	FG-FGA	COMBINED	Pct.
1	Neil Voskeritchian (1994-95).....	95- 96	22-34	117-130	.900
2	Will Oliver (2011-14).....	129-131	50-69	179-200	.895
3	James Stefanou (2017-20)	97- 98	34-49	131-147	.891
4	Mason Crosby (2003-06).....	109-117	66-88	175-205	.854
5	Jim Harper (1990-91).....	71- 74	22-35	93-109	.853
6	Jeremy Aldrich (1996-99).....	87- 95	48-64	135-159	.849
7	Ken Culbertson (1986-89).....	85- 87	23-41	108-128	.844
8	Dave Haney (1968-70)	86- 92	21-35	107-127	.843
9	Tom Field (1979-83).....	82- 86	36-55	118-141	.837
10	Aric Goodman (2008-10)	93- 96	25-47	118-143	.825

CAREER FIELD GOAL PERCENTAGE (minimum 40 attempts)

Rk	Player (Seasons)	FG-FGA	Pct.	Long
1	Jeremy Aldrich (1996-99).....	48-64	.750	49
1	Mason Crosby (2003-06).....	66-88	.750	60
3	Will Oliver (2011-14).....	50-69	.725	53
4	James Stefanou (2017-20)	34-49	.694	53
5	Tom Field (1979-83).....	36-55	.654	51

CAREER PAT KICK PERCENTAGE (minimum 60 attempts)

Rk	Player (Seasons)	EP-EPA	Pct.
1	James Stefanou (2017-20)	97-98	.9897
2	Neil Voskeritchian (1994-95).....	95-96	.9896
3	Will Oliver (2011-14).....	129-131	.985
4	Ken Culbertson (1986-89).....	85-87	.977
5	Aric Goodman (2008-10)	93-96	.969

Stefanou was rising up other kicking charts as well; and as a freshman, he made two of the longest field goals in school history by a frosh:

FIELD GOALS MADE / CU CAREER

Rk	Player (Seasons)	FG-FGA
1	Mason Crosby (2003-06)	66-88
2	Will Oliver (2011-14).....	50-69
3	Jeremy Aldrich (1996-99).....	48-64
4	Tom Field (1979-83).....	36-55
5	James Stefanou (2017-19)	34-49
6	Aric Goodman (2008-10).....	25-47

EXTRA POINTS MADE / CU CAREER

Rk	Player (Seasons)	EP-EPA
1	Will Oliver (2011-14).....	129-131
2	Mason Crosby (2003-06).....	109-117
3	James Stefanou (2017-19)	97-98
4	Neil Voskeritchian (1994-95)	95-96
4	Aric Goodman (2008-10).....	93-96
6	Jeremy Aldrich (1996-99).....	87-95

LONGEST FG / CU FRESHMEN

54	Davis Price, vs. Oregon State in Boulder, Oct. 1, 2016
53	James Stefanou vs. Arizona State at Tempe, Nov. 4, 2017
52	Will Oliver, vs. California in Boulder, Sept. 11, 2011
51	Tom Field, vs. Oregon in Boulder, Sept. 8, 1979
50	Tom Field, vs. Oklahoma State in Boulder, Nov. 10, 1979
49	James Stefanou vs. Washington in Boulder, Sept. 23, 2017

THE VERTICAL GAME (EXPLOSION PLAYS)

CU, as in the case with most teams, often is most dangerous on offense when the unit can strike for the big play both via the rush and pass. Colorado had 57 “explosion” plays in 2016, or ones that gained 20 or more yards; that was the most by a CU team since 2007 (49 in 2017). Here’s a look at CU’s 20-plus plays in recent memory, not including bowls, going back to 1994, when CU had a high of 76 plays over 20-yards, almost equal in nature (37 rush, 39 pass):

Season	Total	Rush	Pass	Season	Total	Rush	Pass	Season	Total	Rush	Pass	Season	Total	Rush	Pass	Season	Total	Rush	Pass
1994	76	37	39	2000	38	8	30	2006	35	18	17	2012	36	9	27	2018	56	16	40
1995	61	11	50	2001	58	21	37	2007	58	18	40	2013	42	5	37	2019	45	10	35
1996	64	12	52	2002	58	35	23	2008	40	8	32	2014	48	12	36	2020	14	3	11
1997	46	9	37	2003	47	5	42	2009	44	7	37	2015	50	15	35				
1998	40	11	29	2004	48	13	35	2010	43	11	32	2016	57	16	41				
1999	57	12	45	2005	54	16	38	2011	56	14	42	2017	50	11	39				

100/300

The Buffaloes have historically done well when holding the opponent to under 100 yards rushing and under 300 yards total offense. Dating back to the start of the 1985 season, Colorado is **105-15-1** when the opponent fails to reach 100 yards on the ground, and **106-20-1** when the enemy is held under 300 yards overall. CU is **12-1** and **17-0** in each, respectively, dating back to the start of the 2013 season (**1-0** in 2020).

AHEAD IN A BIG WAY

From 2006-15, the opponent had almost always had a distinct advantage in TSL (time spent in the lead), but CU reversed that and then some in 2016. The Buffs led for 457 minutes and 20 seconds, or 59 percent of the time; opponents for just 24 percent and the score tied the other 17 percent. CU led for more minutes in 2016 than it had in all 11 previous years after just eight games (and when it held the edge over an entire season just twice: 2005 and 2010. But alas, the opponent held a slight edge in both 2017 and 2018 (*bowl games not included*):

Season	CU	Tied	Opp.	Season	CU	Tied	Opp.	Season	CU	Tied	Opp.	Season	CU	Tied	Opp.
2005	320:31	101:55	297:34	2009	110:29	165:18	444:13	2013	197:17	108:56	413:47	2017	285:30	132:17	302:13
2006	269:22	123:11	327:27	2010	312:45	113:54	293:21	2014	261:22	83:52	374:46	2018	268:07	171:14	280:39
2007	280:56	130:11	308:53	2011	191:12	78:44	510:04	2015	192:47	158:14	428:59	2019	250:05	119:03	350:52
2008	191:24	119:07	409:29	2012	77:38	112:18	530:04	2016	457:20	133:33	189:07	2020	156:37	14:58	8:25

**TURNOVER FREE**

In 2017, Colorado saw its record run of consecutive quarters played without turning the ball over end at Washington State with a fourth quarter; the streak ended at a school-record **16** straight quarters (**253:52** in total time), and nearly went four straight games without one as there was just 3:20 remaining in the 28-0 loss to WSU when the streak came to a close. Colorado played **17** games out of **74** under Mike MacIntyre without a turnover, the highest percentage in any CU head coach's tenure over two years since World War II. Take a look (TFG—turnover free games; TG—total games):

Coach	TFG	(Record)	TG	Pct.	Coach	TFG	(Record)	TG	Pct.	Coach	TFG	(Record)	TG	Pct.
Mike MacIntyre	17	(11-6)	74	23.0	Dal Ward	5	(2-1-2)	110	4.5	Brian Cabral	1	(1-0)	3	33.3
Bill McCartney	23	(18-3-2)	153	15.0	Bill Mallory	1	(1-0)	57	1.7	Jon Embree	5	(1-4)	25	20.0
Dan Hawkins	8	(3-5)	58	13.8	Chuck Fairbanks	0	(0-0)	33	0.0	Kurt Roper	0	(0-1)	0	0.0
Gary Barnett	11	(49-38)	87	12.6	-----two or fewer seasons/interims-----					Bud Davis	0	(0-0)	10	0.0
Sonny Grandelius	3	(2-1)	31	9.7	Mike Hankwitz	1	(0-1)	1	100.0	Jim Yeager	0	(0-0)	19	0.0
Rick Neuheisel	3	(3-0)	47	6.4	Karl Dorrell	1	(3-0)	2	33.3					
Eddie Crowder	6	(5-1)	118	5.1	Mel Tucker	4	(5-7)	12	33.3					

- Karl Dorrell became CU's third straight head coach to not have his team turn the ball over in his first game (vs. UCLA).
- Colorado has played **13** turnover-free games in its last **39**, easily the school-best for a span of that few number of games. And in 2017, it nearly had a fifth—an interception on a Hail Mary as time ran out at Arizona State was the lone turnover of that game.
- Post-World War II (dating back to 1946), Colorado has played **89** turnover-free games, owning a record of **58-27-4** in those games (**2-1** in bowls).
- Colorado played at least three turnover-free games in each of the last five seasons (2015-19), easily the longest streak in school history; the **18** games without a turnover over those five seasons are the most in any five-year span in school history, besting **12** mistake-free games from 1987-91.
- Colorado has now had at least one turnover-free game for 11 straight seasons (2010-20, **30** total), now the longest run in school annals: the Buffs had at least one for 10 straight years (1998-2007, **19** total); CU also had a run of nine consecutive seasons (1987-95, **22** total).

ELEVEN HAVE DASHED 100 ... OR FURTHER

In 2017 (Oct. 28), then-junior **DB Nick Fisher** joined a very exclusive club when he returned an interception 100 yards in the fourth quarter to close out CU's 44-28 win over California. It was the 11th 100-yard play in CU history, the fourth interception return of that length. However, the NCAA seals returns at a 100-yard maximum; if it allowed returns to be scored like the NFL, counting end zone yardage, Fisher would have been credited with a 109-yard return (CU's head statistician is also the Broncos'). It was the first 100-yard interception return since 1996, when **FS Steve Rosga** pulled it off against Oklahoma State (his would have been 105 yards). **ILB Marcus Burton** came close in 2005, when he picked one off at the half yard line and raced 99 yards for a score — at Oklahoma State.

COLORADO / 100-YARD PLAYS**KICKOFF RETURNS**

Yards	Player, Opponent, Site, Date (*—opening kickoff of game)
100	Byron White vs. Denver at Denver, Nov. 26, 1936 (TD).
100	*Cliff Branch vs. Kansas in Boulder, Nov. 7, 1970 (TD).
100	*Billy Waddy vs. Kansas State in Boulder, Nov. 22, 1975 (TD).
100	Howard Ballage vs. Nebraska in Boulder, Oct. 21, 1978 (TD).
100	Walter Stanley vs. Oklahoma in Boulder, Oct. 4, 1980 (TD).
100	*Ben Kelly vs. Missouri in Boulder, Oct. 9, 1999 (TD).
100	Marques Mosley vs. Utah in Boulder, Nov. 23, 2012 (TD).

INTERCEPTION RETURNS

Yards	Player, Opponent, Site, Date
100	Dick Kearns vs. Denver at Denver, Nov. 24, 1938 (TD).
100	Johnny Zeigler vs. Colorado Mines in Boulder, Sept. 26, 1942 (TD).
100	Steve Rosga vs. Oklahoma State in Boulder, Oct. 12, 1996 (TD).
100	Nick Fisher vs. California in Boulder, Oct. 28, 2017 (TD).

INSIDE-THE-20

(FACT: CU invented charting the red zone in 1981; as in the NFL, the 20 is not in the red zone in its stats)

The Buffaloes, after going through a period where they had their frustrations once penetrating the opponent 20-yard line, has been very efficient over the last six-plus seasons in the stats' original name, "Scoring Percentage Inside-the-20." Dating back to the start of the 2014 season, Colorado is **244-of-289** in the "Red Zone" (**84.4** percent, **172** touchdowns/**72** field goals). In 2020, the Buffaloes are off to a great start, scoring all 13 times with 11 touchdowns. Here's a look at CU's best Red Zone performances on offense in its history; numbers were researched from 1953 to the present (*bow! games not included*):

RED ZONE OFFENSE (minimum 30 penetrations of the 20)

Season	Scores	(TD, FG)	TD Pct.	Pct.
1985	29-of-32	(22, 7)	75.9	90.6
1994	48-of-53	(40, 8)	83.3	90.6
1997	35-of-39	(25,10)	71.4	89.7
2016	51-of-57	(37,14)	72.5	89.5
2014	40-of-45	(29,11)	72.5	88.9
1988	37-of-42	(30, 7)	81.1	88.1
1989	50-of-57	(42, 8)	84.0	87.7
2019	30-of-35	(23, 7)	76.7	85.7
1969	29-of-34	(22, 7)	75.9	85.3
2003	32-of-38	(28, 4)	87.5	84.2
2017	37-of-44	(25,12)	67.6	84.1
1993	40-of-48	(28,12)	70.0	83.3
1995	43-of-52	(33,10)	76.7	82.7
2020	13-of-13	(11, 2)	84.6	100.0

IN THE ZONE: In CU's last 15 season openers (2006-20), the Buffaloes are **49-of-53** in the red zone (34 TDs, 15 FGs), as the Buffs were 7-of-7 against UCLA (6 TDs, 1 FG). That includes going 36-of-38 against Colorado State in 11 of those games; one of the four misses was at Hawai'i in 2015 in a controversial ending when the Mountain West officials botched setting the ball as time ran out (CU was 2-of-4 in that game).



COLORADO BY THE NUMBERS IN 2020

- 1st** The first season since 1966 that CU's live buffalo mascot "Ralphie" has not led the team out on the field (five different buffalos have done it for 53 years);
- 2** The number of drives the opponent has started in Colorado territory in 2020 (out of **41** possessions, only **21** out of last **185**);
- 3:32** The average length of CU's games in 2020 (the quickest—San Diego State, **3:17**; the longest—UCLA, **3:41**). The average in 2018: **3:14**;
- 4th** Karl Dorrell became the fourth coach since 1932 to win his debut at the reins of the CU program with the Buffs' 48-42 win over UCLA;
- 5-5** Colorado's record in Pac-12 Conference openers, including this year's 34-31 win at Arizona State (**3-1** on the road);
- 6** The number of regular season games now scheduled for 2020, which if holds, will be the fewest since 1932 (when CU went 2-4);
- 8th** Time since league players-of-the-week started being selected (in 1963), CU had both offensive (**QB Sam Noyer**) and defensive (**ILB Nate Landman**) vs. Stanford;
- 9** The number of regular season Pac-12 games that have been cancelled due to COVID-19 issues (affecting **10** of the **12** schools—all but Oregon and Oregon State);
- 10** The number of true freshmen the Buffs have played in 2020 (**5** offense/**4** defense/**1** specialist);
- 11** The Buffaloes have had at least one turnover-free game for the last 11 seasons, the longest run in school history (CU had none vs. UCLA);
- 11** The number of different NFL teams that have scouted the Buffaloes on game days this season;
- 14** The number of times CU ran at least one play in UCLA territory (out of 16 possessions) in the season opener;
- 17** Colorado was one 17 schools entering 2020 that didn't have a quarterback on its roster that had made a previous start;
- 19.7** The percentage of plays (**243** of **1,233**) that CU seniors have played on the offensive line in 2020 (all by senior OG/C Kary Kutsch);
- 22** The number of fumbles by CU tailbacks (on offense) in **90** games from 2013-20 (**2,556** carries; **0** this year in **117**; **7** in the last **1,085**);
- 22** The number of players who made their debut in CU uniform this season;
- 23** The number of nights the team stayed at the Millennium Harvest House in pseudo-bubble during the team's preseason camp (Oct. 9-31);
- 27** Karl Dorrell was named the 27th head coach in Colorado history on February 23, 2020 (only Bill McCartney was named later, on June 9, 1982);
- 28-2** CU's record in season openers since 1967 when scoring first;
- 31** The number of Colorado games played in less than three hours since 1990 (out of **369** games; last: 2:59 versus Stanford on Nov. 9, 2019);
- 35** The number of points Colorado scored in the first half in the season opener against UCLA, its most in a first half dating back to at least 1923;
- 35+** The number of points Colorado scored in its first two games, the 17th time it has done so in school history and fourth time this century (2005-13-16-20).
- 36-of-53** The number of coin tosses CU has won dating back to the '16 opener (**67.9%**; **1-of-3** this year; CU was 13-of-14 in '16);
- 37.1** The third down efficiency of opponents against Colorado in the state's borders since the '09 opener (**414-of-1,117**).
- 39.0** The opponents' combined percentage on third down inside-the-CU 20 (**114-of-292**) in the last 123 games (dating to 2008; **2-of-5** this year);
- 39** The average yardline CU has made its 17 punts from (about 6 yards higher than last year and 10-12 above the usual average);
- 45<** The time in hours between when CU found out the USC game was canceled (7 p.m. on Thurs., Nov. 26) and kickoff with San Diego State (3:37 on Sat., Nov. 28);
- 54.7** The average temperature at kickoff for CU's three games thus far in 2020 (compared to **63.3** for 12 games in 2019);
- 63** The number of days the start of CU's 2020 season was delayed due to the COVID-19 pandemic (Sept. 5 to Nov. 7);
- 65.5** Colorado's third down efficiency on 3rd-&-4 or less the last three seasons (**195-of-298**; 11-of-17 this season/64.7 on 3rd-&-1: **80-of-104**);
- 100.0** CU's scoring percentage inside-the-20 (**Red Zone**), scoring **13** of **13** times (**11** touchdowns);
- 129** The number of yards gained by opponent running backs in 2020 (on **45** carries);
- 156:37** The time Colorado has been in the lead in 2020, or **87** percent of the time;
- 199** The number of career points scored by PK James Stefanou, who announced his retirement from the game on Nov. 9;
- 240** The number of touches the Buffaloes had this season before committing its first fumble (on a center snap; included 161 scrimmage plays);
- 320** The number of all-time wins Colorado has recorded at Folsom Field since it opened on Oct. 11, 1924 (**410** overall at all home venues);
- 342** The number of days between CU's final game in 2019 and its first game in 2020 (Nov. 30 – Nov. 7);
- 554** The attendance at CU's opener against UCLA (limited due to COVID-19); likely the lowest figure since **Teddy Roosevelt** was president (1901-1909).
- 713** The number of all-time wins by Colorado, as the Buffaloes became the 25th school to win 700 games;

LEFTOVER COLORADO BY THE NUMBERS IN 2019

- 0-7-2** The Buffs record in Pac-12 road "doubleheaders" (road games in back-to-back weeks: no sweeps, two splits, swept six times); Oregon-Wash. State (0-2) in 2019.
- 2-4-2** The Buffs record in Pac-12 home "doubleheaders" (two sweeps—WSU and Utah in 2016 and Stanford and Washington this year; two splits, swept four times);
- 3:14** The average length of CU's games in 2019 (the quickest—Utah, **2:56** & Stanford, **2:59**; the longest—Nebraska, **3:49**). The average in 2018: **3:23**;
- 4:11 (a.m.)** The time Colorado returned to the Champions Center on campus from its road victory at Arizona State;
- 8** The number of fourth quarter sacks by the Buffs in 12 games (double the number of four in the quarter in all of 2018);
- 16** The number of solo (and total) tackles **ILB Nate Landman** had at Oregon, tied for the fifth-most unassisted in a game in CU history;
- 17-14** The first half scoring edge for CU against USC; the Trojans had outscored the Buffs **180-47** in the eight previous first halves;
- 18-6** Colorado's non-conference record dating back to the start of the 2013 season (includes Pac-12 title game and Alamo Bowl; **18-4** regular season);
- 19** The number of possessions the opponent started in CU territory (out of **144**; 12 led to scores: 9 TDs/3 FG).
- 51-27** The margin in which CU outscored the opponent in the last two minutes of each half combined (**34-27** in first, **17-0** in second);
- 65.9** The opponents' TD percentage on drives inside-the-20 (red zone) against CU (**27** TDs/**41** trips; **8** field goals, **6** non-scores);
- 92.8** The average number of plays (plays, punts/placement kicks, returns, fair catches) per fumble (**11** fumbles, **1,021** touches);
- 98.8%** The percentage of capacity this season in six games at Folsom Field (49,573 average for a capacity of 50,183; some passes included in attendance);

LITTLE KNOWN RARITY

In CU history, the Buffaloes have had a 100-yard rusher and receiver in the same game on **49** occasions (**38-11** when this occurs). Since CU joined the Pac-12 in 2011, it has occurred **19** times overall (once each in 2011, 2012, 2013, 2014, 2015, 2019 and now 2020; four times in 2016, thrice in 2017 and four times in 2018). In 2001, the first time the same player had 100 yards in both in the same game at Colorado occurred when **TB Cortlen Johnson** had 172 rushing and 105 receiving at Iowa State. *The full list can be found on page 183 of the 2020 CU Media Guide.*

**2020 SENIORS (11)**

Player	Pos.	Ht.	Wt.	Cl.	Exp.	Hometown (High School/Previous College)	Major (Minor)	Grad Status
DOSS, Jeremiah	DE	6- 4	265	Sr.	1L	Jackson, Miss. (Northwest Rankin/Hinds Community College)	Ethnic Studies	May '21
*FISHER, Nick	TE	6- 5	265	Gr.	TR	Basehor, Kan. (Basehor-Linwood/William Jewell)	Organizational Leadership	Aug. '21
JOHNSON, Mustafa	DE	6- 2	290	Sr.	2L	Turlock, Calif. (Turlock/Modesto Junior College)	Sociology	Aug. '21
*JONES, Akil	ILB	6- 0	235	Sr.	3L	San Jose, Calif. (Valley Christian)	Ethnic Studies & Cinema Studies	Dec. '20
KUTSCH, Kary	OL	6- 5	310	Sr.	2L	Redding, Calif. (Shasta/Butte College)	Sociology	Aug. '21
LANDMAN, Nate	ILB	6- 3	235	Sr.	3L	Danville, Calif. (Monte Vista)	Business (Management & Marketing)	May '21
*LYNCH, Matt	TE	6- 4	245	Gr.	TR	Broomfield, Colo. (Legacy Ridge/UCLA)	Graduate Studies	Aug. '21
NIXON, K.D.	WR	5- 8	190	Sr.	3L	DeSoto, Texas (DeSoto)	Strategic Communication	Dec. '20
*NOYER, Sam	QB	6- 4	220	Sr.	3L	Beaverton, Ore. (Beaverton)	Strategic Communication (#)	Grad. (Dec. '19)
*RAKESTRAW, Derrion	S	6- 2	200	Sr.	3L	Woodstock, Ga. (Sequoyah)	Strategic Communication	Dec. '20
STEFANOU, James	PK	6- 1	195	Sr.	3L	Melbourne, AUSTRALIA (Rose Hill Secondary College)	Journalism	Aug. '21

(*—fifth-year senior; #—graduate classes in Organizational Leadership)

OTHER GRADUATES: Aside from the two graduate transfers (Fisher, Lynch), **Tyler Lytle**, **Sam Noyer** and **Heston Paige** have graduated at this time.

GRADUATION REVIEW

(Through August 2020) Over the last 19 years, Colorado has had **351** of its **384** seniors graduate, or translating to **91.4** percent in this time frame (including 17 of the 20 seniors in 2019); these are the 2001-2019 senior classes, including those players who received medicals. Over the last 12 years, 236 of the last 254 have graduated (**92.9%**), with 10 of those 17 either playing in the NFL or attempting to do so and haven't yet been able to complete their requirements. NCAA numbers will not match these (it doesn't allow a school to count transfers who graduate, but it does count against a school if it had a player transfer; it also does not count walk-ons). It's one of the reasons the numbers are skewed to be lower than they really are, especially at tougher academic schools like Colorado and its Pac-12 brethren. **TEAM GRADE POINT AVERAGE:** The team's **2.76** cumulative grade point average through the Spring 2020 semester is its highest on record (data collected since 1996); the team has 19 straight semesters over a 2.5. Its spring semester ('20) of **3.24** is also an all-time best.

100+ RETURN YARDS NOT THAT COMMON

Often lost in all the conversation about total offense and defense are return yards – but they often swing a game. In 2017, CU owned a **396-234** edge, and had two games with 100-plus return yards (116-9 versus Texas State and 126-5 against Cal). CU's had just **five** games since 2002 with over 100 return yards in a game (and have had two in the same season just that once since 2002; the last time with three was 2001). In 2016, CU had **175** against UCLA in its 20-10 win, and they played a huge role, accounting for one touchdown via punt return and setting up CU's lone offensive score via an interception return. It was the most return yards by the Buffs since Oct. 26, 2002, when they had **183** in a 37-13 win over Texas Tech (125 interception, 44 punt, 14 fumble). The other two games with 100-plus came in 2008 against Eastern Washington (135) and in 2013 against Central Arkansas (125).

► In 2018, CU had an overall edge of **372-275**, which included **87-0** against CSU and **32-(-2)** at Nebraska.

► In 2019, the opponent held the advantage by **322-106**, largely from the last seven games, with a margin of **296-55**.

► For the ultimate example of how rare 100 return yards can be, look no further than CU's game at UCLA in 2017. The Buffs held the edge in return yardage ... **1-0**. There were no punt or fumble returns, no miscellaneous returns, and the only yard game on the lone interception and return of the game. And then against Arizona, the Wildcats had a **6-0** edge (a single punt return).

► Through 11 games in 2019, CU had not allowed a non-offensive score; but Utah's punt return score in the finale prevented the Buffaloes not allowing an opponent to record at least one touchdown by a return since 2006 (and that's the only season over the last 29 years, since CU did not allow one for three straight seasons: 1989-90-91). The one at Utah shouldn't have counted; a blatant block in the back when unnoticed, ending the chance for some minor history.

300/100/100

The Buffaloes have now had **15** occasions in their history with a 300-yard passer, 100-yard rusher and 100-yard receiver, with **Steven Montez** is the quarterback involved the most (six), while Devin Ross has been a participant in the most at receiver (four) and Phillip Lindsay and Travon McMillian the most at running back (three). Colorado is **9-6** in these games:

COLORADO'S 300/100/100 GAMES

Date	Opponent	Score	Quarterback	Rusher	Receiver
Oct. 12, 1996	OKLAHOMA STATE	W 35-13	Koy Detmer (402)	Lendon Henry (101)	Rae Carruth (166)
Sept. 11, 1999	SAN JOSE STATE	W 63-35	Mike Moschetti (465)	Cortlen Johnson (104)	Marcus Stiggers (174)
Nov. 26, 1999	NEBRASKA (OT)	L 27-30	Mike Moschetti (317)	Cortlen Johnson (135)	Javon Green (100)
Oct. 23, 2004	Texas A&M	L 26-29	Joel Klatt (346)	Bobby Purify (130)	Dusty Sprague (101)
Nov. 6, 2010	at Kansas	L 45-52	Cody Hawkins (322)	Rodney Stewart (175)	Paul Richardson (141)
Sept. 22, 2012	at Washington State	W 35-34	Jordan Webb (345)	Tony Jones (105)	Nelson Spruce (103)
Nov. 1, 2014	WASHINGTON	L 23-38	Sefo Liufau (314)	Michael Adkins (109)	Nelson Spruce (138)
Oct. 31, 2015	at UCLA	L 31-35	Sefo Liufau (312)	Patrick Carr (100)	Devin Ross (101)
Sept. 24, 2016	at Oregon	W 41-38	Steven Montez (333)	Steven Montez (135)	Devin Ross (153)
Nov. 19, 2016	WASHINGTON STATE	W 38-24	Sefo Liufau (345)	Phillip Lindsay (144) and Sefo Liufau (108)	Devin Ross (121)
Sept. 16, 2017	NORTHERN COLORADO	W 41-21	Steven Montez (357)	Phillip Lindsay (151)	Devin Ross (143)
Oct. 28, 2017	CALIFORNIA	W 44-28	Steven Montez (347)	Phillip Lindsay (161)	Shay Fields (101)
Aug. 31, 2018	Colorado State	W 45-13	Steven Montez (338)	Travon McMillian (103)	Laviska Shenault (211) and K.D. Nixon (112)
Oct. 6, 2018	ARIZONA STATE	W 28-21	Steven Montez (328)	Travon McMillian (136)	Laviska Shenault (127)
Oct. 27, 2018	OREGON STATE	L 34-41 (OT)	Steven Montez (319)	Travon McMillian (132)	K.D. Nixon (198)

DID YOU KNOW? Colorado is one of 29 schools to have had at least one member in all 14 years of the **NFF Hampshire Honor Society** (2007-19)? The Buffaloes are the only Pac-12 Conference school to do so and are one of just seven FBS/Division I schools recognized with the honors.

**CAREER GAMES PLAYED/STARTED CHART**

Listed below are the career games played/started for the players on the 2019 Colorado Buffaloes. The players on the opening camp roster collectively had played in **761** games, with just **237** starts (the fewest by a returning team since info started being tracked in 1984. The list through Oct. 31 *(includes the '16 Alamo Bowl)*):

Player	G	GS	Player	G	GS	Player	G	GS	Player	G	GS	Player	G	GS
APPLETON	7	0	FRANCIS	2	0	LEWIS, I.	24	2	PITTMAN	3	0	STACKS	1	0
ARIAS	26	2	GONZALEZ	3	3	LUCKETT	5	2	POHAHAU	0	0	STANLEY	18	13
BEDELL	3	0	GRANT	0	0	LYLE	3	0	POPLAWSKI	9	0	STEFANO	29	—
BELL	18	2	GROTH	1	0	LYNCH, D.	0	0	PRICE, E.	9	—	STILLWELL	4	0
BETHEL	2	0	GUSTAV	6	0	LYNCH, M.	2	0	PURSELL	20	18	STRIKER	1	0
BLACKMON	15	8	HAM	4	0	LYTLE, C.	17	2	RAKESTRAW	39	14	THOMAS	3	3
BROUSSARD	3	2	HARRIS	0	0	LYTLE, T.	8	0	RAY	14	0	TOWNSEND	0	0
CARPENTER	1	0	HARRISON	0	0	MAGRI	26	0	RICE	3	0	TRAVIS	0	0
CATE	0	0	HORNE	0	0	MANGHAM	14	2	ROBINSON	14	0	TRUJILLO	11	6
CHANDLER	0	0	JACKSON, Ja.	20	0	MILLER, C.	12	4	RODDICK	15	5	VAN DIEST	21	5
CHRISTIAN-LICHTEN	0	0	JACKSON, Ju.	0	0	MILLER, K.	0	0	RODMAN	15	2	WATTS	3	—
CICCARONE	0	0	JOHNSON, A.	1	0	MONTGOMERY	7	0	RUSSELL	26	16	WELLS	25	19
CLAYTON	1	0	JOHNSON, M.	24	24	MURRAY	3	0	SAMI	14	13	WILEY	3	0
DAVIS	14	0	JONES, A.	32	9	NEWMAN	16	0	SCHMANSKI	2	1	WILLIAMS, Al.	3	0
DEITCHMAN	0	0	JORDAN	14	3	NIXON	36	20	SCOFIELD	0	0	WILLIAMS, Au.	14	0
DOSS	8	0	JYNES	4	0	NOYER	23	3	SEAVALL	0	0	WILLIAMS, M.	3	0
DROSOS	3	0	KUTSCH	27	15	OATS	0	0	SENN	0	0	WILLIS	1	0
FAURIA	0	0	LANDMAN	38	27	ORTEGA	0	0	SHENAU	6	1	WRAY	0	0
FILLIP	13	5	LANG	26	15	PASSARELLO	0	0	SHERMAN	27	24	2020 TOTALS	929	303
FISHER	1	0	LEE	0	0	PELL	7	0	SIMON	0	0	2019 TOTALS	1405	443
FONTENOT	23	11	LEMONIOUS-CRAIG	2	0	PERRY, M.	12	2	SMITH, A.	0	0			
FOSU	0	0	LEWIS, B.	0	0	PERRY, Q.	4	0	SMITH, D.	12	0			

Returning Highs & Lows:

MOST GAMES: 1,080 (2005), 1,072 (2016), 1,053 (2006), 1,027 (2017), 924 (2001). **MOST STARTS:** 412 (2016), 327 (2015), 326 (2001), 314 (2014), 313 (2010).

FEWEST GAMES: 674 (2012), 694 (2000), 752 (2019), 761 (2004), 761 (2020). **FEWEST STARTS:** 179 (2019), 182 (2004), 193 (2018), 220 (1995), 223 (2000, 2012).

LAST TRUE FRESHMEN TO START: CB Christian Gonzalez (2020); CB Tarik Luckett, TB Jaren Mangham, S Mark Perry, DT Na'im Rodman, CB K.J. Trujillo (2019); DE Israel Antwine, OT Frank Fillip, WR Dimitri Stanley (2018); TB Patrick Carr, CB Nick Fisher, CB Isaiah Oliver, ILB Grant Watanabe (2015); WR Shay Fields, WR Donovan Lee, DE Christian Shaver, S Evan White (2014).

LAST TRUE FRESHMEN TO START AT QUARTERBACK: Sefo Liufau (2013), Tyler Hansen (2008), Craig Ochs (2000), Koy Detmer (1992). **IN A SEASON OPENER:** Has not occurred.

LAST TRUE FRESHMEN TO START AT RUNNING BACK: TB Patrick Carr (2015), Michael Adkins II (2013), Donta Abron, Christian Powell (2012); Darrell Scott (2008), Rodney Stewart (2008), Brian Lockridge (2007), Brian Calhoun (2002), Marcus Houston (2000). **IN A SEASON OPENER:** Kent Kahl (1991).

LAST REDSHIRT FRESHMEN TO START: OG Casey Roddick, DT Jalen Sami, WR Dimitri Stanley (2019), DE Terrance Lang, CB Chris Miller, OG Jake Moretti, C Colby Pursell, TE Brady Russell, OT William Sherman, OLB Carson Wells (2018); CB Trey Udoffia (2017); OT Aaron Haigler, OG Tim Lynott, QB Steven Montez (2016).

LAST PLAYERS TO START FOR THE FIRST TIME AS A SENIOR: QB Sam Noyer (2020); TE Beau Bisharat, S Lucas Cooper, OLB Nu'umotu Falo, OT Arlington Hambricht, TE Jalen Harris, S Mikial Onu, OG Jack Shutack, OLB Alex Tchangam (2019); TB Kyle Evans, TB Travon McMillian, S Kyle Trego (2018); Six players in 2011.

LAST PLAYERS TO START WHILE A WALK-ON: TE C.J. Schmanski (2020); OG Jack Shutack (2019); FS Ryan Moeller (2014); FB Jordan Murphy (2013); WR Dusty Ebner, C Keenan Stevens (2009).

STARTING STREAKS

Through three games in 2020, **ILB Nate Landman** has made the most consecutive starts with 27; he is followed by **OT Will Sherman** (24) and **OG Kary Kutsch** (15), **OLB Carson Wells** (12), **S Derrion Rakestraw** (12) and **DE Terrance Lang** (11).

NINE HAVE MADE FIRST CAREER STARTS IN 2020

In the 2020 season opener against UCLA, five Buffaloes made their first career starts: **WR Daniel Arias**, **WR Maurice Bell**, **TB Jarek Broussard**, **CB Christian Gonzalez**, **QB Sam Noyer** and **OLB Guy Thomas**. Two more joined the list at Stanford: **SS Isaiah Lewis** and **OG Chance Lytle**, with two more against San Diego State (**WR La'Vontae Shenault**, **TE C.J. Schmanski**). Gonzalez made some history:

Historically: Only 14 true freshmen have started from scrimmage for CU in a season opener: **TB Billy Waddy**, 1973 (at Louisiana State); **CB Victor Scott** and **OLB Scott Hardison**, 1980 (at UCLA); **HB Eric Bieniemy**, 1987 (vs. Oregon); **OG Clint Moore**, 1991 (vs. Wyoming); **ILB Jordon Dizon**, 2004 (vs. Colorado State); **CB Greg Henderson**, 2011 (vs. Hawai'i); **CB Kenneth Crawley** and **WR Gerald Thomas**, 2012 (vs. Colorado State); **ILB Addison Gillam**, 2013 (vs. Colorado State); **WR Shay Fields** and **DE Christian Shaver**, 2014 (vs. Colorado State); **DE Israel Antwine**, 2018 (vs. Colorado State) and **CB Christian Gonzalez**, 2020 (vs. UCLA). Add a 15th for the first play of the game/season on special teams (kickoff coverage team): **PK Kevin Eberhart** (2003, kicked off vs. CSU in Denver).

ANNUAL FIRST-TIME STARTERS: 1984 (29), 1985 (9), 1986 (15), 1987 (14), 1988 (16), 1989 (7), 1990 (16), 1991 (23), 1992 (15), 1993 (7), 1994 (6), 1995 (11), 1996 (8), 1997 (14), 1998 (27), 1999 (14), 2000 (16), 2001 (12), 2002 (16), 2003 (20), 2004 (12), 2005 (11), 2006 (24), 2007 (18), 2008 (15), 2009 (18), 2010 (21), 2011 (21), 2012 (21), 2013 (12), 2014 (14), 2015 (23), 2016 (5), 2017 (11), 2018 (24), 2019 (20); **2020 (9)**.

EXPERIENCE ANALYSIS

A look at annual fluctuations in the percentage of upperclassmen starting games over the two decades at Colorado; in **2012**, the Buffaloes started its fewest seniors believed ever (**17.8%**) and a record number of freshmen (**28.0%**; **21.6%** true frosh). A year-by-year glance at starts by class since 1999:

Season	G	SR	JR	SO	FR	(RS-True)	UpperCl%	Fr-Pct.	Season	G	SR	JR	SO	FR	(RS-True)	UpperCl%	Fr-Pct.
1999	12	115	42	86	21	(20-1)	59.5	8.0	2010	12	82	111	37	34	(22-12)	73.1	12.9
2000	11	55	116	38	33	(15-18)	70.7	13.6	2011	13	141	55	57	33	(10-23)	68.5	11.5
2001	13	102	95	83	7	(7-0)	68.9	2.4	2012	12	47	84	59	74	(17-57)	49.6	28.0
2002	14	155	130	14	9	(0-9)	92.5	2.9	2013	12	70	92	69	33	(4-29)	61.4	12.5
2003	12	105	49	78	32	(14-18)	58.3	12.1	2014	12	83	50	96	35	(18-17)	50.4	13.3
2004	13	72	103	100	11	(0-11)	61.2	3.8	2015	13	59	110	86	31	(25-6)	59.1	11.7
2005	13	116	112	48	10	(4-6)	79.7	3.5	2016	14	141	116	27	24	(24-0)	83.4	7.8
2006	12	92	84	73	15	(11-4)	66.7	5.7	2017	12	127	85	44	8	(8-0)	80.3	3.1
2007	13	89	106	42	49	(29-20)	68.2	17.0	2018	12	91	66	57	50	(35-15)	59.5	18.9
2008	12	106	54	63	41	(24-17)	60.6	15.5	2019	12	86	77	68	33	(21-12)	61.7	12.5
2009	12	57	90	89	28	(24-4)	55.7	10.6	2020	3	19	26	17	4	(1-3)	68.2	6.1

**2020 PARTICIPATION CHART**

The participation chart for the 2020 Colorado Buffaloes; KEY: **\$**—started; **✓**—played; **DNP**—dressed, but did not play; **INJ**—injured/illness; **SSP**—suspended; (—)—denotes did not dress; ●—saw first action as a Buffalo in 2020:

Player	UCLA	Stan	SDS	UA	UU	TBD
APPLETON	✓	✓	✓			
ARIAS	\$	\$	INJ			
● BEDELL	✓	✓	✓			
BELL	\$	\$	✓			
● BETHEL	✓	✓	DNP			
BLACKMON	\$	\$	\$			
BROUSSARD	\$	\$	\$			
● CARPENTER	DNP	✓	DNP			
CATE	—	—	—			
CHANDLER	—	—	—			
CHRISTIAN-LICHTENHAN	DNP	DNP	—			
CICCARONE	—	—	—			
● CLAYTON	DNP	✓	DNP			
DAVIS	✓	✓	✓			
DEITCHMAN	DNP	DNP	—			
DOSS	✓	✓	✓			
● DROSOS	✓	✓	✓			
FAURIA	INJ	INJ	INJ			
FILLIP	\$	\$	\$			
● FISHER	✓	DNP	DNP			
FONTENOT	INJ	INJ	INJ			
FOSU	—	—	—			
FRANCIS	DNP	DNP	DNP			
● GONZALEZ	\$	\$	\$			
GRANT	DNP	DNP	DNP			
● GROTH	✓	—	DNP			
GUSTAV	✓	✓	✓			
HAM	DNP	DNP	DNP			
HARRIS	DNP	DNP	—			
HARRISON	—	—	DNP			
HORNE	—	—	—			
JACKSON, Ja.	✓	✓	✓			
JACKSON, Ju.	INJ	INJ	DNP			
JOHNSON, A.	INJ	INJ	INJ			
JOHNSON, M.	\$	\$	\$			
JONES	\$	\$	\$			
JORDAN	—	—	\$			
JYNES	✓	INJ	DNP			
KUTSCH	\$	\$	\$			
LANDMAN	\$	\$	\$			
LANG	\$	\$	\$			
LEE	INJ	INJ	DNP			
● LEMONIOUS-CRAIG	✓	✓	DNP			
LEWIS, B.	DNP	DNP	DNP			
LEWIS, I.	✓	\$	\$			
LUCKETT	INJ	INJ	INJ			
● LYLE	✓	✓	✓			
LYNCH, D.	—	—	—			
● LYNCH, M.	✓	✓	INJ			
LYTLE, C.	DNP	\$	\$			
LYTLE, T.	✓	DNP	DNP			
MAGRI	✓	✓	✓			
MANGHAM	✓	\$	DNP			
MILLER, C.	✓	INJ	✓			

Player	UCLA	Stan	SDS	UA	UU	TBD
MILLER, K.	DNP	—	DNP			
MONTGOMERY	✓	✓	✓			
MURRAY	✓	DNP	INJ			
NIXON	INJ	INJ	\$			
NOYER	\$	\$	\$			
OATS	—	—	DNP			
ORTEGA	—	—	—			
PASSARELLO	—	—	—			
PELL	✓	✓	✓			
PERRY, M.	\$	✓	✓			
PERRY, Q.	✓	✓	✓			
● PITTMAN	✓	✓	✓			
POHAHAU	—	—	—			
POPLAWSKI	INJ	INJ	DNP			
PRICE	✓	✓	✓			
PURSELL	\$	INJ	INJ			
RAKESTRAW	\$	\$	\$			
RAY	INJ	✓	✓			
● RICE	✓	✓	✓			
ROBINSON	✓	✓	✓			
RODDICK	\$	\$	\$			
RODMAN	✓	✓	✓			
RUSSELL	\$	\$	INJ			
SAMI	\$	\$	✓			
● SCHMANSKI	DNP	✓	\$			
SCOFIELD	DNP	—	—			
SEAVALL	—	—	—			
SENN	DNP	DNP	DNP			
SHENAULT	SSP	✓	\$			
SHERMAN	\$	\$	\$			
SIMON	DNP	DNP	INJ			
SMITH, A.	DNP	—	DNP			
● STACKS	DNP	DNP	✓			
STANLEY	\$	\$	\$			
STEFANO	✓	(retired)				
STILLWELL	INJ	INJ	INJ			
● STRIKER	✓	DNP	DNP			
● THOMAS	\$	\$	\$			
TOWNSEND	—	—	—			
TRAVIS	DNP	—	DNP			
TRUJILLO	✓	✓	✓			
VAN DIEST	✓	✓	✓			
● WATTS	✓	✓	✓			
WELLS	\$	\$	\$			
● WILEY	✓	✓	✓			
● WILLIAMS, Al.	✓	✓	✓			
WILLIAMS, Au.	DNP	✓	✓			
● WILLIAMS, M.	✓	✓	✓			
● WILLIS	—	—	✓			
WRAY	INJ	INJ	INJ			
DRESSED	79	71	77			
PLAYED	58	57	53			

Inactive/Ineligible (2020): Alfano, Byrd, Hall, Jacob. Injured/Season: D. Smith.
Opt-Out: Newman. Entered Transfer Portal: Anglen.

22 PLAYERS HAVE SEEN FIRST CU ACTION IN 2020

A total of 22 players have seen their first action in a CU uniform this season (17 did so against UCLA; the record in an opener of 34 was set in 2018). Here is the breakdown by class of those players (*—mainly special teams duty):

TRUE FRESHMEN (10): WR Chris Carpenter, TB Ashaad Clayton, SN *Travis Drosos, CB Christian Gonzalez, WR Montana Lemonious-Craig; S *Toren Pittman, WR Brenden Rice, TB Jayle Stacks, OLB *Alvin Williams, ILB *Mister Williams.

REDSHIRT FROSH (3): SN *Derek Bedell, WR *Jake Groth, TE C.J. Schmanski, OL *Jake Wiley.

SOPHOMORES (4): CB Nigel Bethel, CB *Jaylen Striker, PK *Mac Willis.

JUNIORS (3): DB *Anthony Lyle, P *John Watts, OLB Guy Thomas.

GRADUATE TRANSFERS (2): TE *Nick Fisher, TE Matt Lynch.

Recent counts: **32** (2019), **45** (2018), **25** (2017), **23** (2016), **35** (2015), **26** (2014), **18** (2013), **26** (2012), **33** (2011), **26** (2010), **22** (2009), **30** (2008).

LINDY'S LIKES BOULDER—Lindy's Sports College Football gave CU two high rankings in its annual list of lists: **Ralphie** was named the No. 1 live mascot in the nation, and **Folsom Field** was selected as the third best stadium to "take a selfie."

**HEAD COACH KARL DORRELL**

Karl Dorrell is in his first season as the head coach at Colorado, his sixth as a head coach on the collegiate level; he was named CU's 27th full-time coach on February 23, 2020: he is **3-0** at Colorado and owns an overall **38-27** record. A truly veteran coach with a pedigree second to none, he started as a graduate assistant at his alma mater (UCLA) in 1988 and has spent the last 32 seasons coaching football, almost evenly split between college (18 years) and the National Football League. He joined the Buffaloes from the Miami Dolphins, where he coached the wide receivers in 2019 and had just been promoted to assistant head coach, but Dorrell was no stranger to Colorado and Boulder. **Bill McCartney** hired him ahead of the 1992 season as CU's receivers coach, his first Division I-A/FBS job; he left CU for one year at Arizona State in 1994, but when **Rick Neuheisel** was named head coach after McCartney retired, he returned for his second stint at the school, this time as offensive coordinator, receivers and quarterbacks coach for the 1995-98 seasons until he accompanied Neuheisel to the University of Washington in 1999. The lure of the state of Colorado brought him back a third time, in this instance as the wide receivers coach for the Denver Broncos for the 2000, 2001 and 2002 seasons until his alma mater came calling and named him its head coach. He was 35-27 in five seasons at UCLA (2003-07), and would then go on to spend 12 of the next 13 years in the NFL.



	Overall	Home	Road	Neutral	2nd Half	Ranked	Unranked	Non-league	League	Bowls
Dorrell at Colorado.....	3-0	2-0	1-0	0-0	0-0	0-0	3-0	0-0	2-0	0-0
Dorrell / Career.....	38-27	26-7	11-17	1-3	13-19	6-13	32-14	11-9	26-18	1-3
COLORADO STREAKS: 2-game plus wins, 2-game plus losses: 1, 0 . 3-game plus wins, 3-game plus losses: 1, 0 . 4-game plus wins, 4-game plus losses: 0, 0 . 5-game plus wins, 5-game plus losses: 0, 0 . 6-game plus wins, 6-game plus losses: 0, 0 . Longest winning streak: 0 . Longest losing streak: 0 .										

DORRELL / COACHING EXPERIENCE

1988	UCLA	Graduate Assistant (offense)	2000-02	Denver (NFL)	Receivers
1989	Central Florida	Receivers	2003-07	UCLA	Head Coach
1990-91	Northern Arizona	Offensive Coordinator/Receivers	2008-10	Miami (NFL)	Receivers
1992-93	Colorado	Receivers	2011	Miami (NFL)	Quarterbacks
1994	Arizona State	Passing Game Coordinator/Receivers	2012-13	Houston (NFL)	Quarterbacks
1995-97	Colorado	Offensive Coordinator/Receivers	2014	Vanderbilt	Offensive Coordinator/Quarterbacks
1998	Colorado	Offensive Coordinator/Quarterbacks/Receivers	2015-18	New York Jets (NFL)	Receivers
1999	Washington	Offensive Coordinator/Receivers	2019	Miami (NFL)	Receivers (promoted to Asst. Head Coach for 2020)

- ◆ Dorrell, 56, has coached in a total of **431** football games in his career (**65** as a collegiate head coach; **106** as a Division I assistant for **171** total in NCAA Division I/FBS; **22** as an I-AA/FCS assistant and **10** in Division II); plus **228** as an assistant in the NFL (224 regular season, four playoff).
- ◆ He has coached in eight bowl games (1993 Fiesta, 1993 Aloha, 1996 Cotton, 1999 Holiday, 2003 Silicon Valley, 2004 Las Vegas, 2005 Sun, 2006 Emerald).
- ◆ In his two previous stints at Colorado, the Buffaloes were 50-19-2 (17-5-2 under Bill McCartney, 1992-93; 33-14 under Rick Neuheisel, 1995-98).
- ◆ He is the third African-American head football coach at Colorado, as **Jon Embree** headed the program in 2011-12 and Mel Tucker (2019). He joins **David Shaw** (10th year at Stanford), **Herm Edwards** (third season at Arizona State), **Kevin Sumlin** (third season at Arizona) and **Jimmy Lake** (first-year at Washington) as Black head coaches in the Pac-12 Conference.
- ◆ How much did Dorrell and his family love Colorado? They had a house built here in nearby Lafayette as he decided that when his coaching days were over, they wanted to retire to the state. Thus, this is definitely his dream job and he was actually headed to town for a few days prior to planning to attend the 2020 NFL Combine when he got the call from athletic director **Rick George** about interviewing for the vacant head coaching position.
- ◆ In his first two stints at Colorado, he coached three All-Americans (**Michael Westbrook** in 1992, **Charles Johnson** in 1993, **Rae Carruth** in 1996), ___ All-Conference (Big 8 or Big 12) performers on various levels (receivers Westbrook, Johnson, Carruth, **Phil Savoy** all first-team, along with **Darrin Chiaverini**, **Javon Green** and **James Kidd** and quarterback Mike Moschetti). Johnson, Westbrook and Carruth were all first round NFL draft picks.
- ◆ Dorrell is not the first to be hired as the head coach at Colorado who previously was an assistant coach at the school; in fact, he is the fifth. He joins an impressive list of those who spent time in Boulder as an assistant before being named head coach: **Frank Potts** (assistant for the 1927-39, 1941-43 and 1946-47 seasons), **Rick Neuheisel** (1994), **Gary Barnett** (1984-91) and **Jon Embree** (1993-2002). Dorrell joined the Buffs the season after Barnett was named head coach at Northwestern, and Neuheisel actually had replaced Dorrell on the Colorado staff under **Bill McCartney**.
- ◆ Dorrell is also the third CU coach to take over the program after signing day: **Chuck Fairbanks** arrived in Boulder on April 4, 1979 after a lengthy court battle with the New England Patriots to release him from their contract, and McCartney was hired on June 9, 1982 after Fairbanks left to coach New Jersey in the fledgling United States Football League (USFL).
- ◆ Dorrell will become the seventh Colorado head coach to have their debut at the reins of the program televised nationally (ESPN2), as he will join **Chuck Fairbanks** (ESPN; 1979 vs. Oregon), **Rick Neuheisel** (ABC; 1995 at Wisconsin), **Gary Barnett** (FOX; 1999, Colorado State in Denver), **Jon Embree** (ESPN2; 2011 at Hawai'i), **Mike MacIntyre** (CBS-SN; 2013, Colorado State in Denver) and **Mel Tucker** (ESPN; 2019, Colorado State in Denver).
- ◆ A 1986 graduate of UCLA, earning his bachelor's degree in Psychology, also earning a minor in Business Administration. A member of **Terry Donahue's** seventh recruiting class at UCLA, he lettered four years at wide receiver for the Bruins (and actually played a game against CU in Boulder in 1982; he caught one pass for 23 yards from **Rick Neuheisel**). He played his entire Bruin career for Donahue, who would coach UCLA for 20 seasons (1976-95).
- ◆ **CONTRACT.** Dorrell was officially named CU's 27th full-time head coach on Feb. 23, 2020, and signed a 5-year contract worth \$18 million overall (\$500,000 base; \$1.2 million radio/TV income & public appearances; \$1.2 million with promotions and fundraising income), plus various annual incentives that add to \$300,000. The radio/TV income and promotion/fundraising components will increase annually by \$100,000; thus \$3.2 million for the first year, \$3.4 for the second, etc., not including additional income from any of several incentive components. The contract runs through Dec. 31, 2024.
- ◆ **Dorrell** is not a voter for the 2020 *USA Today*/ESPN Coaches poll; coaches are selected by a random draw. CU's head coach voted every season from 1987-2009, and the Buffalo coach has had a vote now for the 29 of the last 34 seasons.

**HEAD COACH KARL DORRELL** continued**Karl Dorrell Year-By-Year Coaching Record**

Season	School	Overall			Pts	Opp	Conference					Finish/Conf.
		W	L	Pct.			W	L	Pct.	Pts	Opp	
2003	UCLA.....	6	7	.462	248	305	4	4	.500	175	200	t-5th / Pacific 10
2004	UCLA.....	6	6	.500	361	309	4	4	.500	252	227	t-5th / Pacific 10
2005	UCLA.....	10	2	.833	469	410	6	2	.750	271	306	3rd / Pacific 10
2006	UCLA.....	7	6	.417	299	259	5	4	.556	198	169	4th / Pacific 10
2007	UCLA.....	6	6	.417	275	273	5	4	.556	236	192	t-4th / Pacific 10
2020	Colorado.....	3	0	1.000	103	84	2	0	1.000	83	74
Career Totals		38	27	.585	1755	1640	26	18	.591	1215	1168	
As a GA at UCLA (Pacific 10; 1 season, 1988)		10- 2	1 bowl (1-0)		As an assistant with Denver (NFL, 3 seasons, 2000-02).....		28-20	(0-1 playoffs)				
As an assistant at Central Florida (Ind.; 1 season, 1989).....		7- 3			As head coach at UCLA (Pacific 10, 5 seasons, 2003-07)		35-27	4 bowl (1-3)				
As an assistant at Northern Arizona (Big Sky; 2 seasons, 1990-91		8-14			As an assistant at Miami (NFL, 4 seasons, 2008-11).....		31-33	(0-1 playoffs)				
As an assistant at Colorado (Big 8; 2 seasons, 1992-93)		17-5-1	2 bowl (1-1)		As an assistant at Houston (NFL, 2 seasons, 2012-13).....		14-18	(1-1 playoffs)				
As an assistant with Arizona State (Pacific 10; 1 season, 1994)		3- 8			As an assistant at Vanderbilt (SEC, 1 season, 2014).....		3- 9					
As an assistant with Colorado (Big 8/12; 4 seasons, 1995-98)		33-14	3 bowl (3-0)		As an assistant at N.Y. Jets (NFL, 4 seasons, 2015-18)		24-40					
As an assistant at Washington (Pacific 10; 1 season, 1999)		7- 5	1 bowl (0-1)		As an assistant at Miami (NFL, 1 season, 2019).....		5-11					

COLORADO SUPERLATIVES UNDER KARL DORRELL

The home (listed first) and road/neutral bests in the Karl Dorrell Era at Colorado (2020-present; *—denotes school record):

MOST FIRST DOWNS		MOST TOTAL OFFENSE		FEWEST FIRST DOWNS ALLOWED		LEAST TOTAL OFFENSE ALLOWED	
26 UCLA	Nov. 7, 2020	525 UCLA	Nov. 7, 2020	10 San Diego State	Nov. 28, 2020	155 San Diego State	Nov. 28, 2020
22 at Stanford	Nov. 14, 2020	432 at Stanford	Nov. 14, 2020	24 at Stanford	Nov. 14, 2020	397 at Stanford	Nov. 14, 2020
MOST RUSHING YARDS		MOST POINTS		FEWEST RUSHING YARDS ALLOWED		FEWEST POINTS ALLOWED	
264 UCLA	Nov. 7, 2020	48 UCLA	Nov. 7, 2020	79 San Diego State	Nov. 28, 2020	10 San Diego State	Nov. 28, 2020
177 t Stanford	Nov. 14, 2020	35 at Stanford	Nov. 14, 2020	70 at Stanford	Nov. 14, 2020	32 at Stanford	Nov. 14, 2020
MOST PASSING YARDS		MOST TIME OF POSSESSION		FEWEST PASSING YARDS ALLOWED		MOST TURNOVERS FORCED	
261 UCLA	Nov. 7, 2020	39:31 UCLA	Nov. 7, 2020	76 San Diego State	Nov. 28, 2020	4 UCLA	Nov. 7, 2020
255 at Stanford	Nov. 14, 2020	28:33 at Stanford	Nov. 14, 2020	327 at Stanford	Nov. 14, 2020	1 at Stanford	Nov. 14, 2020
MOST OFFENSIVE PLAYS		LONGEST SCORING DRIVE (TD; Yards)		FEWEST OFFENSIVE PLAYS ALLOWED			
92 UCLA	Nov. 7, 2020	83 San Diego State	Nov. 28, 2020	59 San Diego State	Nov. 28, 2020		
69 at Stanford	Nov. 14, 2020	80 at Stanford	Nov. 14, 2020	77 at Stanford	Nov. 14, 2020		

KARL DORRELL VERSUS THE NATION

School	W	L	Pts	Opp	School	W	L	Pts	Opp	School	W	L	Pts	Opp
Arizona	3	2	129	131	Northwestern	1	0	50	38	Stanford.....	5	1	176	97
Arizona State.....	3	2	151	132	Notre Dame.....	0	2	23	40	Texas A&M.....	0	0	0	0
Brigham Young.....	1	0	27	17	Oklahoma.....	1	1	65	83	UCLA.....	1	0	48	42
California.....	3	2	152	164	Oklahoma State.....	0	1	20	31	Utah.....	1	1	37	54
Colorado.....	0	1	14	16	Oregon.....	2	2	83	87	Washington.....	4	1	167	124
Colorado State.....	0	0	0	0	Oregon State.....	3	0	116	49	Washington State.....	1	4	108	167
Florida State.....	0	1	27	44	Rice.....	2	0	89	37	Wyoming.....	0	1	21	24
Fresno State.....	0	1	9	17	San Diego State.....	4	0	117	51	Totals	38	27	1755	1640
Illinois.....	2	0	41	20	Southern Cal.....	1	4	85	175					

KARL DORRELL / SITUATIONAL AT COLORADO

Category	W	L	Category	W	L	Category	W	L	Category	W	L
Overall	3	0	Scoring 50+ Points	0	0	CU Scoring First.....	2	0	August.....	0	0
Home	2	0	Scoring 20+ Points	3	0	CU Leading At Half.....	3	0	September.....	0	0
Road	1	0	Scoring <20 Points	0	0	CU Trailing at Half.....	0	0	October.....	0	0
Neutral.....	0	0	Allowing <20 Points.....	1	0	CU Tied At Half.....	0	0	November.....	3	0
Bowl Games.....	0	0	Shutouts	0	0	CU Leading After 3Q.....	3	0	December.....	0	0
Non-Conference.....	0	0	8-Pt Games Or Closer....	2	0	CU Trailing After 3Q.....	0	0	January.....	0	0
Pac-12 Conf. Games.....	2	0	Ranked Teams (AP).....	0	0	CU Tied After 3Q.....	0	0	Friday.....	0	0
Home.....	1	0	Top 5 (0-0 vs. No. 1) ...	0	0	Overtime.....	0	0	Saturday.....	3	0
Road.....	1	0	Top 10	0	0	1 OT.....	0	0	Mountain Time Zone.....	2	0
Day Games.....	2	0	Unranked Teams.....	3	0	2 OT.....	0	0	Pacific Time Zone.....	1	0
Night Games.....	1	0	As A Ranked Team.....	0	0						

DORRELL / POINT DIFFERENTIAL AT COLORADO

Margin	1	2	3	4	5	6	7	8	9	10	11	12	13	14	15	16	17	18	19	20	21	22	23	24	25	--	--	--	--	--	--	--	--	Total
Won	0	0	1	0	0	1	0	0	0	1	0	0	0	0	0	0	0	0	0	0	0	0	0	0	0	0	0	0	0	0	0	0	—	3
Lost	0	0	0	0	0	0	0	0	0	0	0	0	0	0	0	0	0	0	0	0	0	0	0	0	0	0	0	0	0	0	0	0	—	0

Of the 23 coaches hired to lead new programs in 2020, only three have opened with 3-0 records: **Karl Dorrell**, Jim Traylor (UTSA) and Jimmy Lake (Washington); see all first-year coaches on page 30.

**DORRELL / DID YOU KNOW**

- In his first two seasons at Colorado under **Bill McCartney** (1992-93), he coached the wide receivers; he returned as offensive coordinator from 1995-98 under **Rick Neuheisel**, also coaching the receivers. Neuheisel coached the quarterbacks from '95 through '97, then added the quarterbacks to Dorrell's coaching chores in 1998. When Neuheisel was hired by Washington in January 1999, Dorrell accompanied him and became the Huskies offensive coordinator and receivers coach, where he coached future NFL receiver **Dane Looker**.
- In his first game ever as an offensive coordinator – for Colorado on Sept. 2, 1995 at No. 21 Wisconsin, he called one of the best games by any offensive coordinator on the road against a ranked team in college football history. The Buffs rolled up 507 yards of offense (278 passing, 229 rushing) in a 43-7 win over the Badgers. It remains the most points and yards on the road against any opponent, much less a ranked foe, in the first game by an offensive coordinator in CU history.
- In his career he has coached a College Hall of Famer (**Michael Westbrook**); a Fred Biletnikoff Award finalist (**Rae Carruth**); three pairs of 1,000-yard receivers in the same season (Westbrook, **Charles Johnson** at CU; **Rod Smith** and **Ed McCaffrey** at the Denver Broncos; **Brandon Marshall** and **Eric Decker** at the N.Y. Jets); four Pro Bowl selections (Smith in 2000, 2001; Matt Schaub in 2012; Marshall in 2015); three first round draft picks (Westbrook, No. 4 overall; Johnson, Carruth), and five CU receivers in all being selected (Phil Savoy in '98 and Darrin Chiaverini in '99).
- In his two previous stints at Colorado, he coached **seven** receivers who are still among the top 20 in school history in receptions and yards. And of the **18** games at Colorado where two receivers gained 100 or more yards in the same game, he coached in **seven** of those contests.
- Dorrell's UCLA teams were **24-7** at home (**77.4** winning percentage); that included a **6-3** mark against ranked teams. His 2005 team finished with a 10-3 record, as he was selected as the Pacific 10 Conference's co-coach of the year.
- In the history of college football, **655** different head coaches have led their teams to bowl games. Of those, only **32** coached their first five teams into the postseason, and Dorrell is one of those 32, as all five of his teams at UCLA played in postseason bowls. His streak is one of only **five** who are currently active among the 130 FBS head coaches: **12** seasons—Dabo Swinney, Clemson; **9**—James Franklin, Vanderbilt/Penn State; **8**—Gus Malzahn, Arkansas State/Auburn; **6**—Blake Anderson, Arkansas State; **5**—**Karl Dorrell, UCLA (Colorado)**; next up: **4**—Kirby Smart, Georgia. Others among the 32 include Tom Osborne, Nebraska (first 25 teams coached earned bowl invitations), Bob Stoops, Oklahoma (18), Lloyd Carr, Michigan (13), Phillip Fulmer, Tennessee (13), Jim Tressel, Ohio State (10), Pete Carroll, USC (9), Mike Leach, Texas Tech/Washington State (9), David Shaw, Stanford (8), Chris Peterson, Boise State (7), Troy Calhoun, Air Force (6), Larry Coker, Miami-Fla. (6) and Jimbo Fisher, Florida State (6). *(Twenty-five have coached their first six teams into the postseason; 20 their first seven.)*
- **Developing Players.** Throughout his career, Dorrell has been challenged to develop rookies as well as take veterans to the next level. Some examples:

Charles Johnson & Michael Westbrook, Colorado. Dorrell arrived at CU in an offseason where the Buffaloes were converting from an option offense for the previous seven seasons to a one-back, pro-style passing attack. But CU hadn't really recruited for that style of an offense so as a young coach, he had great challenge from the get-go. The end result? The pair combined for 133 receptions for 2,209 yards and 13 touchdowns, averaging a 16.6 yards per catch. The pair alone combined for more receiving yards than any of the previous seven CU teams had for a season.

Rae Carruth. Before his well-documented troubles after graduating from CU, Carruth was a first-team All-American receiver in 1996. He emerged from the shadows of former teammates Johnson and Westbrook to have back-to-back 1,000-yard seasons, joining Johnson as the only duo to accomplish the feat in program history at the time. Over his final two seasons, Carruth had monster numbers: 107 catches for 2,124 yards (19.9 yards per) and 17 touchdowns, with 75 of those receptions earning first downs.

Rod Smith, Denver Broncos. In his first five seasons in the NFL, he caught 257 passes for 3,811 yards and 25 touchdowns; with Dorrell as his position coach for three years (2000-02), he had 302 receptions for 3,972 yards and 24 TDs.

Ed McCaffrey, Denver Broncos. McCaffrey was in his 10th NFL season, his sixth with the Broncos, when he first came under the tutorship of Dorrell for the 2000 season. He would post career-high numbers that season: 101 receptions for 1,317 yards (with 9 touchdowns). In 2001, he suffered a broken leg in the season opener, but he would come back under Dorrell's supervision to start all 16 games in 2002, making 69 grabs for 903 yards and two scores.

Ashley Lelie, Denver Broncos. Dorrell had him for his rookie season in 2002, playing a significant role in his early development, when he emerged with the third-best numbers by the receivers on the team. Two years later, he would become a 1,000-yard receiver teaming with Smith.

Brandon Marshall, N.Y. Jets. Coming off a season with the Chicago Bears that saw him produce the lowest numbers of his career since he became a starter, Marshall rebounded the second time he was under Dorrell's coaching in 2015 to have his second best season in his 13-year career, catching 109 balls for 1,502 yards and a league-high 14 touchdowns. He had two 1,000-yard seasons with Dorrell earlier in the decade at Miami.

Robby Anderson, N.Y. Jets. Signed by the Jets as an undrafted free agent out of Temple, he started eight games as a rookie and had been a regular ever since. He caught 42 passes for 587 yards (two TDs) as a rookie in 2016, and under Dorrell's wing, caught 113 the next two seasons for 1,693 yards and 13 touchdowns, averaging a healthy 15.0 yards per catch.

DaVante Parker, Miami Dolphins. Parker at best was an average receiver in his first four years in the NFL. Dorrell coached him in his fifth season in the league, and finished with career highs across the board – 72 receptions for 1,202 yards and nine touchdowns – he really came on during the second half of the year when Dorrell's coaching really took hold (48 catches for 859 yards and six scores over the final nine games), averaging an "old school" 17.9 yards per catch during that span).

Davone Bess, Miami Dolphins. An undrafted free agent out of Hawai'i, Bess would blossom under Dorrell's coaching. He caught 54 passes as a rookie in 2008, and in four years with Dorrell as his position coach, he would catch 260 passes for 2,669 yards and 11 TDs. In 2010, he teamed with Brandon Marshall to form one of the top pass-catching duos in the league, their 165 combined receptions the most by a tandem in team history.

Brian Hartline, Miami Dolphins. A fourth round pick out of Ohio State by the Dolphins in the 2009 draft, he was the fourth receiver on the depth chart while Dorrell was with the club. But he still got his coaching early on in his career, and when the top of the depth cleared due to attrition, he would emerge as a two-time, 1,000-yard receiver in 2012 and 2013.

Matt Moore, Miami Dolphins. Dorrell also parlayed his coaching influences when he has had the opportunity to coach quarterbacks. In 2011, he molded Moore, who had started 13 games in his first three years in the league, into the team's starter who completed 60.5 percent of his passes for 2,497 yards and 16 touchdowns (his 87.1 rating was the fifth-best in the AFC). Some eight years later, Moore has been one of the league top backup QB's, playing a key role at times in Kansas City's run to its first Super Bowl title in 50 years.

Matt Schaub, Houston Texans. In 2012, Schaub led the Texans to a 12-4 record and the AFC South Division title by passing for 4,008 yards and 22 touchdowns. His rating (90.7) was the fourth-best in the AFC and ninth-best overall in the league. It was his second best career among 16 seasons in the NFL (2004-19), and those numbers came in a year after he missed six games due to injury the year before.



CU, STANFORD LEAD IN AFRICAN-AMERICAN HEAD COACHES

CU is one of two schools on the FBS/Division I-A level to have had three African-American head coaches lead their football programs. Since Wichita State hired **Willie Jeffries** in 1979 as the first black head coach in college football's top division, just 14 schools have had as many as two full-time African-American head coaches. The list:

School	No.	Coaches (Seasons)	School	No.	Coaches (Seasons)
Colorado	3	Jon Embree (2011-12), Mel Tucker (2019), Karl Dorrell (2020-)	Louisville	2	Ron Cooper (1995-97), Charlie Strong (2010-13)
Stanford	3	Dennis Green (1989-91), Tyrone Whittingham (1995-2001), David Shaw (2011-present)	Miami-Ohio	2	Mike Haywood (2009-10), Don Treadwell (2011-12)
Bowling Green	2	Dino Babers (2014-15), Mike Jinks (2016-18)	Michigan State	2	Bobby Williams (1999-2002), Mel Tucker (2020-)
East Carolina	2	Ruffin McNeill (2010-15), Scottie Montgomery (2016-18)	New Mexico State	2	Tony Samuel (1997-2004), DeWayne Walker (2009-13)
Eastern Michigan	2	Ron Cooper (1993-94), Ron English (2009-13)	Northwestern	2	Dennis Green (1981-85), Francis Peay (1986-91)
Kent State	2	Darrell Hazell (2011-12), Paul Haynes (2013-17)	South Florida	2	Willie Taggart (2013-16), Charlie Strong (2017-19)
			Vanderbilt	2	James Franklin (2011-13), Derek Mason (2014-present)
			Washington	2	Tyrone Willingham (2005-08), Jimmy Lake (2020-)

DORRELL'S 1,000-YARD RECEIVERS

Over the course of his career, Karl Dorrell has had a role in coaching 11 different receivers to 18 1,000-yard seasons. The list:

Year	Team	Players, Totals (No-Yards-TD)	Year	Team	Players, Totals (No-Yards-TD)
1992	Colorado	Charles Johnson (57-1149-5) Michael Westbrook (76-1060-8)	2001	Denver (NFL)	Rod Smith (113-1343-11)
1993	Colorado	Charles Johnson (57-1082-9)	2002	Denver (NFL)	Rod Smith (89-1027-5)
1994	Northern Arizona	Rod Alexander (63-1028-6)	2003	UCLA	Craig Bragg (73-1065-5)
1995	Colorado	Rae Carruth (53-1008-9)	2010	Miami (NFL)	Brandon Marshall (86-1014-3)
1996	Colorado	Rae Carruth (54-1116-8)	2011	Miami (NFL)	Brandon Marshall (81-1214-6)
2000	Denver (NFL)	Rod Smith (100-1602-8) Ed McCaffrey (101-1317-9)	2015	N.Y. Jets (NFL)	Brandon Marshall (109-1502-14)
			2019	Miami (NFL)	Eric Decker (80-1027-12) DaVante Parker (72-1202-9)

WHAT THEY'VE SAID ABOUT KARL DORRELL

BRIAN FLORES, Miami Dolphins Head Coach (2019-present)

"The University of Colorado hit a home run hiring Karl as their head coach. I'm excited for him to have this opportunity. He is a great teacher and excellent leader. He is a coach I would want my kids to play for."

BILL McCARTNEY, Colorado Head Football Coach (1982-94)

"Awesome, that's fabulous. Karl Dorrell is the real deal. He's genuine, he's authentic and extremely talented. I'm a Buff to the core, through and through, and this really excites me. This is a big, big deal and I am thrilled and overjoyed. Why? Because you have to get the right people in leadership, everything comes down to leadership. And with CU getting a man like Karl to lead the program, that's a feather in Rick George's cap. When Rick came on board for us (as recruiting coordinator in 1987), he improved our recruiting, and 30 years later, he's still getting it done."

ED McCAFFREY, Denver Bronco Receiver (1995-2003)

"Coach Dorrell is a true pro with a wealth of football coaching experience. I enjoyed my time with him as my position coach with the Broncos. His strong communication and intelligent leadership helped us achieve great success as a unit. His return to CU is a good hire for the program and will bring steady hand."

MIKE MOSCHETTI, Colorado Quarterback (1998-99)

"Karl is a smart, hard-nosed football coach who isn't flashy. When he says something, you will trust it, you will run through a wall for him. He has incredible experience, and he knows the challenges and in his previous stops coaching at Colorado in the 1990s, he has recruited to the academic challenges that coaches face with the high standards academic-wise at the University of Colorado. I was at the game in 2006 when his UCLA team beat No. 2 ranked USC and Pete Carroll that kept them out of the BCS title game. I can't wait to see what he does with the Buffs – we have been to just one bowl game in the last 12 or so years, and he led UCLA to five straight bowl games. He knows the tradition, and I know he's grateful for the opportunity to be a head coach again."

RICK NEUHEISEL, Colorado Head Football Coach (1995-98)

(Rick and Karl were teammates at UCLA.) *"I'm very happy for Karl. Colorado definitely hit a home run. Karl's very knowledgeable, very passionate, and I know he loved his time in Boulder. His strong point is organization and leadership. He's always been an offensive guy, and by spending a lot of time in the NFL, he's learned even more. This is making me a bit nostalgic about the fun we had coaching together with the Buffs and when we played together at UCLA*

– he was my go-to guy." (Neuheisel was a quarterback at UCLA, Dorrell his top receiver).

ROD SMITH, Denver Bronco Receiver (1995-2007)

"I want to say congratulations to Coach Karl Dorrell and the CU Buffaloes. I had personal experience with him, he took my game to a whole new level. I was doing really well, but when I got with him, in three years (under him) I had over 300-plus catches, pro bowls and all that stuff. He's a technician, he knows what he's doing, he's been around and he's studied with some of the best. I can tell you right now, this team, this program is about to take off. Coach Dorrell, I appreciate you and thank you for everything you've done for me and I'm looking forward to the CU Buffaloes go to a whole new level."

KORDELL STEWART, Colorado Quarterback (1991-94)

"Karl was and is a smart coach, understands all aspects of the game of football. When he was at Colorado when I was there, he had what I would call 'young energy,' to where I think Michael (Westbrook), CJ (Charles Johnson), Phil Savoy and the other receivers really respected him. He made them understand the game through the eyes of a quarterback, which isn't always easy to do. I'm excited about this opportunity for him. With his combination of head coaching experience at UCLA and his time as a position coach in the NFL, he brings a tremendous amount of credibility to the table. I would hope that the players on the team now and the incoming recruits will appreciate that – he's got the background that should earn him an enormous amount of respect. He understands how CU operates, understands the community, knows the lay of the land. It was important for Rick (George) to hire someone who understands the Colorado way and our tradition. Karl fits that mold of what CU is trying to do and will pick up the pieces that were broken with the last coach and put them back together. In time, he will make this thing really work."

MICHAEL WESTBROOK, CU All-American Receiver (1991-94)

"I'm glad to hear that someone with Karl's character will be CU's new coach. I loved Karl. He was a huge disciplinarian, but in both a good and tough way. It was definitely brought to your attention if you weren't doing what you're supposed to do. You come to realize that he'll be tough when he has to be, which is what young kids need, and in the end, that makes you a better player and a better person. He was very much like Bill McCartney in that manner, that was Karl's thing as well, they are cut from that same cloth. I know him, trust him, the program is in good hands and I'll enjoy coming back to watch the Buffaloes play under Karl."



FIRST PLAYS HAVE BEEN LARGELY CONSERVATIVE

Here's a look at what transpired on the first play on offense, defense and special teams for CU head coaches, dating back to 1959 when information is available. Amazingly, CU didn't earn a first down until Dan Hawkins' first offensive play in 2006, and has allowed just two defensively. The longest play was a 42-yard pass from James Cox to Patrick Williams to open 2006, but then, including special teams, the next three longest play is a kickoff return of 19 yards. A closer look:

Season	Coach	Opponent	Offense	Defense	Special Teams
1959	Sonny Grandelius	WASHINGTON	Gale Weidner incomplete pass	Sam Hurworth 1 run	(UW) Sam Hurworth 16 KOR to UW18
1962	Bud Davis	at Utah	Leon Mavity 2 run	Bud Scalley 5 run	(CU) Leon Mavity 19 KOR to C21
1963	Eddie Crowder	SOUTHERN CAL	Bill Symons 2 run	Mike Garrett 11 pass from Pete Beathard	(USC) Pete Beathard 5 KOR to SC35
1974	Bill Mallory	at Louisiana State	Billy Waddy 2 run	Brad Davis 5 run	(CU) Tom MacKenzie KO out of bounds
1979	Chuck Fairbanks	OREGON	Willie Beebe 2 run	Don Coleman 13 reverse/UO clipping	(CU) Mike E. Davis 13 KOR to CU24
1982	Bill McCartney	CALIFORNIA	Randy Essington incomplete pass	Gale Gilbert incomplete pass	(UC) Joe Cooper KO EZ+/UC offsides
1995	Rick Neuheisel	at Wisconsin	Matt Lepsis 4 pass from Koy Detmer	Matt Nyquist 7 pass from Darrell Bevell	(UW) John Hall KO downed in end zone
1999	Gary Barnett	Colorado State (Denver)	Dwayne Cherrington 1 run	Matt Newton incomplete pass	(CSU) C.W.Hurst KO EZ+/CU personal foul
2006	Dan Hawkins	MONTANA STATE	Patrick Williams 42 pass from James Cox	Cory Carpenter incomplete pass	(CU) Mason Crosby KO through end zone
2011	Jon Embree	at Hawai'i	Tyler Hansen fumble, 1-yard loss	B. Stutzmann 3 pass from B. Moniz	(CU) Justin Castor KO through end zone
2013	Mike MacIntyre	Colorado State (Denver)	Christian Powell 4 run	Donnell Alexander 17 run	(CU) Will Oliver KO through end zone
2019	Mel Tucker	Colorado State (Denver)	Alex Fontenot 3 run	W.Jackson 6 pass from Collin Hill	(CSU) Davis KO through the end zone
2020	Karl Dorrell	UCLA	Dimitri Stanley 0 pass from Sam Noyer	D.Felton -1 pass from D.T-Robinson	(CU) Jarek Broussard 13 KOR to C13

DORRELL: A COLLEGE FOOTBALL FIRST?

Ironically, with the Buffaloes drawing UCLA for their first game, **Karl Dorrell** coached against the school he served as head coach for five seasons (2003-07). He was 35-27 with the Bruins over those years. Another irony – his first game as head coach at UCLA was in Boulder against CU, a game in which the Buffs rallied to win, 16-14. He had been an assistant with CU twice (1992-93, 1995-98), but played collegiately at UCLA (1983-86). Thus, in his first game as a head coach, he went up again a former team on which he was an assistant, and his first game his second opportunity as a head coach be against his alma mater, where he also made his head coaching debut. UCLA did win it next game (6-3 over Illinois), which was the school's 500th at the time.

ONLY A HANDFUL HAVE OPENED AGAINST THEIR ALMA MATER

Karl Dorrell will be the ninth known Division I head coach to face his alma mater in his first game at his new school (not necessarily his first game overall):

Year	Coach	School	Alma Mater/Opp.	Result	Year	Coach	School	Alma Mater/Opp.	Result
1918	Andy Gill	Kentucky	at Indiana	W 24- 7	2010	Jimbo Fisher	Florida State	Samford	W 59- 6
1982	George Welsh	Virginia	at Navy	L 17-30	2010	Mike London	Virginia	Richmond	W 34-13
1999	Randy Walker	Northwestern	Miami-Ohio	L 3-28	2011	Larry Coker	UTSA	Northeastern State	W 31- 3
2001	Jim Tressel	Ohio State	*Akron (Gr. School)	W 28-14	2020	Karl Dorrell	Colorado	UCLA	W 48-42
2009	Gary Anderson	Utah State	Utah	L 17-35					

➔ In 1995, **Rick Neuheisel's** first game as a head coach (CU) was at Wisconsin; while he didn't go there (he is also a UCLA grad), he was born in Madison. Dorrell's first win as a head coach was in his second game, a 6-3 win over Illinois, which happens to be CU athletic director **Rick George's** alma mater; the Bruins won that day with two field goals from Justin Medlock. **Bill McCartney's** first win came in his second game in 1982, a 12-0 triumph at Washington State, on the strength of four Tom Field field goals.

COACHES VS. FORMER TEAMS IN 2020

Karl Dorrell is in his second tenure as a collegiate head coach, and he's one of a handful in 2020 who will be coaching a game against his former team where he also was the head man (he was the head coach at UCLA from 2003-07). A closer look at who's coached against their former employer:

Date	Coach	School	Former	Result	Date	Coach	School	Former	Result
Oct. 3	Les Miles	Kansas	Oklahoma State	L 7-47	Nov. 14	Nick Saban	Alabama	at LSU	Postponed
Oct. 3	Will Muschamp	South Carolina	at Florida	L 24-38	Nov. 20	Chip Kelly	UCLA	at Oregon	L 35-38
Nov. 7	Karl Dorrell	Colorado	UCLA	W 48-42					

2020 COLORADO FOOTBALL STAFF

Head Coach	Karl Dorrell (UCLA '86)
Assistant to Head Coach	Emily Funke (Texas A&M '19)
Offensive Coordinator / Receivers	Darrin Chiaverini (Colorado '99)
Passing Game Coordinator / Quarterbacks	Danny Langsdorf (Linfield '95)
Offensive Line	Mitch Rodrigue (Nicholls State '88)
Running Backs	Darian Hagan (Colorado '96)
Tight Ends	Taylor Embree (UCLA '12)
Defensive Coordinator / Inside Linebackers	Tyson Summers (Presbyterian '02)
Cornerbacks	Demetrice Martin (Excelsior '06)
Defensive Line	Chris Wilson (Oklahoma '92)
Outside Linebackers	Brian Michalowski (Arizona State '11)
Safeties	Brett Maxie (Texas Southern '85)
Offensive Graduate Assistant	Jason Grossman (Akron '19)
Offensive Graduate Assistant	Donovan Williams (Louisiana '16)
Defensive Graduate Assistant	B.J. Johnson (Georgia Southern '16)
Defensive Graduate Assistant	Aziz Shittu (Stanford '16)
Director of Football Operations	Bryan McGinnis (San Jose State '07)
Asst. Director of Football Operations	Scott Unrein (Colorado '11)

Offensive Assistant	Matt Butterfield (Colorado '10)
Quality Control/Offense	Reggie Moore (UCLA '91)
Quality Control/Defense	Bryan Cook (Ithaca '98)
Quality Control/Defense	William Vlachos (Alabama '11)
Quality Control/Special Teams	Chris Reinert (Vanderbilt '09)
Quality Control/Recruiting	Junior Tanuvasa (N.M. Highlands '09)
Director of Player Personnel	Bob Lopez (Illinois State '77)
Asst. Director of Player Personnel	Chandler Dorrell (Vanderbilt '17)
Graphic Designer	Bo Savage (Bethany College '15)
Recruiting Assistant	D.J. Bryant (James Madison '12)
Recruiting Assistant	Andy Wang (Kentucky '17)
Recruiting Assistant (Volunteer)	Deontrae Cooper (CSU-Pueblo '15)
Director of Football Video	Jamie Guy (Cincinnati '98)
Director of Strength & Conditioning	Drew Wilson (King's College '00)
Asst. Strength & Conditioning Coach	Justin Brennan (Mt. St. Joseph '10)
Asst. Strength & Conditioning Coach	Cody Stout (Indianapolis '14)
Asst. Strength & Conditioning Coach	Teddy O'Connor (New Hampshire '12)

Student Assistant Coaches: Curtis Chiaverini, Kolter Smith



INAUGURATIONS

Karl Dorrell was named the 27th full-time head coach in Colorado history last February 23, the 17th dating back to 1935; after the first 10 CU coaches opened 8-1-1, the next 10 lost all theirs; the last six have gone 3-3. **Rick Neuheisel** snapped the losing streak when his team defeated Wisconsin in Madison, 43-7 in 1995 (the first to win his opener since **Herbert Hoover** was U.S. President); **Mike MacIntyre** became just the second coach in that group to win his CU opener in an 81-year span with a 41-27 win over Colorado State in Denver in 2013; and **Mel Tucker** the third to do so in his inaugural game in 2019 over Colorado State in Denver, 52-31. Both teams have scored 10 or more points in a new CU chief's debut only 11 times, all since 1959. Overall, Colorado coaches are now **12-14-1** in their debut games at the reins of the Buffaloes; here's a closer look (no head coach 1890-93; number in parenthesis indicates how many games that coach won in a row to begin career):

1894	Harry Heller (7)	EAST DENVER H.S.	W 46- 0	1959	Sonny Grandelius	WASHINGTON	L 12-21
1895	*Fred Folsom (2)	DENVER WHEEL CLUB	W 32- 0	1962	Bud Davis	at Utah	L 21-37
1900	T.W. Mortimer (5)	at Denver Manual H.S.	W 29- 0	1963	Eddie Crowder	SOUTHERN CALIFORNIA	L 0-14
1903	Dave Cropp (3)	at State Prep School	W 40- 0	1974	Bill Mallory	at Louisiana State	L 14-42
1905	Willis Kleinholtz (6)	at North Denver H.S.	W 28- 0	1979	Chuck Fairbanks	OREGON	L 19-33
1906	Frank Castleman	STATE PREP SCHOOL	W 22- 0	1982	Bill McCartney	CALIFORNIA	L 17-31
1916	Bob Evans	ALUMNI	T 0- 0	1995	Rick Neuheisel (5)	at Wisconsin	W 43- 7
1918	Joe Mills	NORTHERN COLORADO	L 0- 9	1999	Gary Barnett	Colorado State (Denver)	L 14-41
1920	Myron Witham (2)	at Denver	W 31- 0	2006	Dan Hawkins	MONTANA STATE	L 10-19
1932	Bill Saunders (2)	at Colorado Mines	W 31- 0	2011	Jon Embree	at Hawai'i	L 17-34
1935	Bunny Oakes	at Oklahoma	L 0- 3	2013	Mike MacIntyre (2)	Colorado State (Denver)	W 41-27
1940	Frank Potts	at Texas	L 7-39	2019	Mel Tucker (2)	Colorado State (Denver)	W 52-31
1941	Jim Yeager	TEXAS	L 6-34	2020	Karl Dorrell (3)	UCLA	W 48-42
1948	Dallas Ward	NEW MEXICO	L 6- 9				

... AND IN CONFERENCE PLAY

Head coaches have had more success in their first conference game piloting the Buffaloes, going **18-8** including this year when Karl Dorrell's first CU squad opened with the 48-42 win over UCLA (CU was an independent in 1905 when Willis Kleinholtz coached his lone season). He was the first since Gary Barnett won his Big 12 Conference debut, a 51-17 win over Kansas in Boulder; the last three CU head coaches lost their league lid-lifters. As far as winning their first conference game on the road, Tucker became the sixth to do so (number in parenthesis indicates how many conference games that coach won or lost in a row in his first year):

1894	Harry Heller	DENVER	W 44- 0 (4)	1959	Sonny Grandelius	at Oklahoma	L 12-42 (1)
1895	Fred Folsom	DENVER	W 28- 0 (1)	1962	Bud Davis	KANSAS STATE	W 6- 0 (1)
1900	T.W. Mortimer	COLORADO STATE	W 29- 0 (1)	1963	Eddie Crowder	at Kansas State	W 21- 7 (2)
1903	Dave Cropp	COLORADO STATE	W 5- 0 (4)	1974	Bill Mallory	IOWA STATE	W 34- 7 (1)
1906	Frank Castleman	DENVER	W 6- 0 (1)	1979	Chuck Fairbanks	at Oklahoma	L 24-49 (5)
1916	Bob Evans	WYOMING	W 16-10 (1)	1982	Bill McCartney	NEBRASKA	L 14-40 (1)
1918	Joe Mills	at Denver	L 0- 6 (1)	1995	Rick Neuheisel	at Oklahoma	W 38-17 (1)
1920	Myron Witham	at Denver	W 31- 0 (2)	1999	Gary Barnett	KANSAS	W 51-17 (1)
1932	William Saunders	at Colorado Mines	W 31- 0 (2)	2006	Dan Hawkins	at Missouri	L 13-28 (2)
1935	Bunny Oakes	COLORADO MINES	W 58- 0 (4)	2011	Jon Embree	WASHINGTON STATE	L 27-31 (6)
1940	Frank Potts	at Utah State	W 26- 0 (3)	2013	Mike MacIntyre	at Oregon State	L 17-44 (6)
1941	Jim Yeager	UTAH STATE	W 13- 7 (3)	2019	Mel Tucker	at Arizona State	W 34-31 (1)
1948	Dallas Ward	at Kansas	L 7-40 (1)	2020	Karl Dorrell	UCLA	W 48-42 (3)

THE CLASS OF '20

Ahead of the 2020 season, 24 programs including CU hired new head coaches, 10 of whom (^) are first-time head coaches on the collegiate level. Here's a look at those coaches that make up the "class of 2020" and their records through games of November 28 (Note: Old Dominion opted out of the 2020 season):

Coach, School (2020 record)	W	L	Pct.
Karl Dorrell, Colorado (3-0)	3	0	1.000
^Jimmy Lake, Washington (3-0)	3	0	1.000
Willie Taggart, Florida Atlantic (5-1)	5	1	.833
^Shawn Clark, Appalachian State (7-2)	7	2	.778
^Ryan Silverfield, Memphis (6-2)	6	2	.750
Kalen DeBoer, Fresno State (3-1)	3	1	.750
^Jeff Traylor, Texas-San Antonio (7-4)	7	4	.636
^Jeff Hafley, Boston College (6-4)	6	4	.600
Eli Drinkwitz, Missouri (4-3)	4	3	.571
Lane Kiffin, Mississippi (4-4)	4	4	.500
Todd Graham, Hawai'i (3-3)	3	3	.500
Brady Hoke, San Diego State (3-3)	3	3	.500

Coach, School (2020 record)	W	L	Pct.
Nick Rolovich, Washington State (1-1)	1	1	.500
Mel Tucker, Michigan State (2-3)	2	3	.400
^Sam Pittman, Arkansas (3-5)	3	5	.375
Greg Schiano, Rutgers (2-4)	2	4	.333
Steve Addazio, Colorado State (1-2)	1	2	.333
^Dave Aranda, Baylor (2-5)	2	5	.286
Mike Leach, Mississippi State (2-6)	2	6	.250
Mike Norvell, Florida State (2-6)	2	6	.250
^Jeff Scott, South Florida (1-8)	1	8	.111
Danny Gonzales, New Mexico (0-5)	0	5	.000
^Marcus Arroyo, UNLV (0-5)	0	5	.000
^Ricky Rahne, Old Dominion (0-0)	0	0	.000

CU COACHES ON GAME DAY (2020)

The location for CU coaching staff during games (all except the quality control staff are among those allowed within the NCAA maximum to wear headsets):

SIDELINE: Head coach **Karl Dorrell** (on headset); **Darrin Chiaverini** (offensive coordinator/receivers), **Darian Hagan** (running backs), **Mitch Rodrigue** (offensive line), **Tyson Summers** (defensive coordinator/inside linebackers), **Demetrice Martin** (cornerbacks), **Chris Wilson** (defensive line), **Reggie Moore** (quality control/offense), **Bryan Cook** (QC/defense), **Chris Reinert** (QC/special teams), grad assistants **Jason Grossman** (offense) and **Aziz Shittu** (defense) and **Curtis Chiaverini** (student assistant coach).

COACHES BOOTH: **Danny Langsdorf** (quarterbacks/passing game coordinator), **Taylor Embree** (tight ends), **Brett Maxie** (safeties), **Brian Michalowski** (outside linebackers), **William Vlachos** (QC/defense) and graduate assistants **B.J. Johnson** (defense) and **Donovan Williams** (offense). Also up top are **Matt Butterfield** (offensive assistant) and **Kolter Smith** (student assistant coach).

**CHIAVERINI 525, DORRELL 507**

In the battle of first games as offensive coordinators calling the plays, CU's current OC, **Darrin Chiaverini**, edged out head coach **Karl Dorrell's** first performance as an OC, 525-507. The Buffaloes gained 525 yards (on 92 plays) in the season opening win over UCLA last Saturday, the first time Chiaverini called the plays (as CU's co-coordinator in 2016-17, Brian Lindgren was the play caller, and in 2018, he shared the duties). Back in 1995, when Rick Neuheisel hired Dorrell as his OC, CU gained 507 yards (68 plays) in a 43-7 win at Wisconsin. Both efforts were balanced: The Buffs rushed for 264 yards and passed for 261 against UCLA; in '95, Colorado had 278 passing yards and 229 on the ground. Dorrell won the edge in average per play, though, 7.5-to-5.7. Chiaverini played in that '95 game, but did not catch any passes. Here are the debuts of CU's offensive coordinators:

Season	Coordinator(s)	Opponent	Yards (Plays)	Result	Season	Coordinator(s)	Opponent	Yards (Plays)	Result
1969	Chet Franklin	TULSA	358 (73)	W 35-14	1999	Tom Cable	Colorado State	373 (85)	L 14-41
1974	George Belu	at Louisiana State	221 (61)	L 14-42	2000	Shawn Watson	Colorado State	532 (84)	L 24-28
1979	Doug Dickey	OREGON	211 (68)	L 19-33	2006	Mark Helfrich	MONTANA STATE	216 (54)	L 10-19
1980	Gene Hochevar	at UCLA	430 (82)	L 14-56	2009	Eric Kiesau	COLORADO STATE	251 (61)	L 17-23
1982	Bill McCartney	CALIFORNIA	239 (76)	L 17-31	2011	Eric Bieniemy	at Hawai'i	240 (58)	L 17-34
1983	Ron Taylor	at Michigan State	275 (67)	L 17-23	2013	Brian Lindgren	Colorado State	509 (83)	W 41-27
1984	Gerry DiNardo	MICHIGAN STATE	358 (83)	L 21-24	2016	Chiaverini/Lindgren	Colorado State	578 (89)	W 44- 7
1991	Gary Barnett	WYOMING	318 (68)	W 30-13	2018	Chiaverini/Adams	Colorado State	596 (65)	W 45-13
1992	Les Steckel	COLORADO STATE	543 (70)	W 37-17	2019	Jay Johnson	Colorado State	475 (60)	W 52-31
1993	Elliott Uzelac	TEXAS	530 (81)	W 36-14	2020	Darrin Chiaverini	UCLA	525 (92)	W 48-42
1995	Karl Dorrell	at Wisconsin	507 (68)	W 43- 7					

BUFF ALUMNI IN THE FBS COACHING RANKS: **Brad Bedell** ('99), OL/RGC, Boise State; **Jalil Brown** ('10), CB, Boise State; **Paul Creighton** ('03), Fresno State, TE; **David Gibbs** ('90), DB, Missouri; **Anthony Perkins** ('11), CB, Colorado State; **Jeff Smart** ('09), QC/D, Missouri; **Demetrius Sumler** ('09), San Diego State, CB; **Chidera Uzo-Diribe** ('13, OLB, Kansas; **Ryan Walters** ('08), DC/DB, Missouri.

IN THE FCS: **Cha'pelle Brown** ('08), UC Davis, CB; **Cedric Cormier** ('01), Houston Baptist, I-WR; **Cody Hawkins** ('10), UC Davis, WR;

Jay MacIntyre ('18), WR, Tennessee-Martin;

IN DIVISION II: **Pete Shinnick** ('88), head coach at West Florida; **John Donahoe** ('03), CSU-Pueblo, WR; **Chris Symington** ('87), AHC/OL/RGC at CSU-Pueblo.

IN THE NAIA: **Jason Burianek** ('02), HC, Missouri Baptist.

IN THE NFL (see page with Buffs In the Pros).

SHINNICK EARNS TOP HONOR

Pete Shinnick ('88), who finished his fourth season as head coach at West Florida in 2019, was named the Gulf South Conference Coach of the Decade on June 18. Ow does someone win that honor after just four years? First, he started the program in 2016, and one year later, the team reached the Division II championship game. Four years later in 2019, West Florida won the title. Shinnick's Argos were the second-fastest football program to go from startup to national champion in NCAA history. At 9-1, UWF currently owns the best postseason winning percentage in NCAA history (all on the road or at neutral sites).

RETIRED NUMBERS BACK OUT OF CIRCULATION

Back in February, then-head coach Mel Tucker expressed a desire to put three of CU's four retired uniform numbers back into circulation to utilize in recruiting (**#24**, worn by Byron White '37; **#61**, by Joe Romig '61; and **#11**, by Bobby Anderson, '69; the fourth, **#19** by Rashaan Salaam '94, was retired in 2017 and at the time was scheduled to remain retired until at least 2036). Either the former players (Romig, Anderson) or their families agreed to the request; however, when **Karl Dorrell** replaced Tucker, he appreciated the school's tradition and once again they took them out of circulation (or "re-retired" them).

COLORADO NEAR THE TOP IN ALL-TIME 2,000-YARD / 1,000-YARD CAREER RUNNERS

Colorado is tied for 12th in players who have gained 2,000 or more career rushing yards, as 19 Buffaloes through the years have reached that milestone. **TB Phillip Lindsay** was the last to do it, as he finished his career in 2017 with 3,707 yards (second all-time at the school). Colorado is also in the top 10 (sixth) in all-time 1,000-yard rushers with **54** (Oklahoma tops that list with 77, followed by Ohio State 69, Nebraska 65, USC 61, Alabama 60, Colorado 54, Army 53, Texas 51, West Virginia 50, LSU 48). The all-time leaders in players who have reached the career 2K plateau:

Oklahoma	32	Michigan	20	Colorado State	18	Michigan State	16	San Diego State	14	SMU	12
Nebraska	30	Texas A & M	20	Florida	18	South Carolina	16	Utah	14	Army	11
Georgia Southern	28	Colorado	19	Auburn	17	Tennessee	16	Bowling Green	13	Baylor	11
Ohio State	27	Northern Illinois	19	Boston College	17	Florida State	15	Georgia Tech	13	Mississippi State	11
Oklahoma State	25	Penn State	19	East Carolina	17	Houston	15	Indiana	13	Wake Forest	11
Syracuse	22	Texas	19	Illinois	17	Iowa	15	Minnesota	13		
Southern California	20	Virginia	19	Wisconsin	17	Tulsa	15	Mississippi	13		
Alabama	20	Virginia Tech	19	Georgia	16	West Virginia	15	New Mexico	13		
Clemson	20	Arkansas	18	LSU	16	Western Michigan	15	North Carolina	13		

In 1989, Colorado had four players on the roster at the same time with at least 1,000 career yards: **TB Eric Bieniemy**, **TB J.J. Flannigan**, **QB Darian Hagan** and **FB Erich Kissick**. Only two other times did the Buffs have three players that had hit that plateau on the same team, in 1993: **FB James Hill**, **TB Rashaan Salaam** and **TB Lamont Warren** and in 2015: **Christian Powell**, **Michael Adkins** and **Phillip Lindsay**.

Historical Note. Colorado was 1-yard away from another 2,000-yard rusher: the late **Carroll Hardy** ('54) ended his career with 1,999 yards. CU's SID at the time, **Fred Casotti**, never forgave himself, especially since his final game came against Kansas State, when he had 10 carries for 238 yards. In that 38-14 win, the Buffs rushed 36 times for 493 yards, or 13.7 yards per; he no doubt could have picked up that extra yard. Hardy went on to play pro football and baseball, and his claim to fame was becoming the only player to pinch-hit for **Ted Williams** (he also pinch-hit for **Roger Maris** and **Carl Yastrzemski**).

**HISTORICALLY**

Colorado is in its second century of intercollegiate football, as the Buffaloes are in their 130th season of competition having played **1,264** games with an all-time record of **713-515-36**. CU currently stands 26th on the all-time win list and is 36th in all-time winning percentage (.578; the Buffs are 29th for those schools with 1,000 or more games played in Division I-A). Only 12 Division I schools have played more seasons of intercollegiate football than Colorado; Washington is the only Pac-12 school that matches CU's total of 131 (Cal is the only one who has played more games – 1,274), with only USC (850) and Washington (746) having won more games (CU is sixth in the league in winning percentage).

➔ In Boulder, the Buffs are **412-200-16 (.669)** all-time and **320-178-10 (.640)** in their 97th season on the “hilltop” (Folsom Field).

OVERTIME

Colorado is **7-9** all-time in overtime games (**4-6** at home), with seven losses by three points; the Buffs became the 84th team in FBS/I-A to play an overtime game when it played its first extra session affair against Missouri in 1999. Here's a chart summarizing the Buffs in overtime (*—denotes in Denver):

-----Total Yards-----									
Date	Opponent	Score	Regulation	Coin Toss	Choice	Offense	Defense	Notes	
Oct. 9, 1999	MISSOURI	W 46-39	39-39	Missouri	Defense	25	13	Ends with Ben Kelly INT	
Nov. 26, 1999	NEBRASKA	L 30-33	27-27	Nebraska	Defense	9	25	CU trailed 27-3 early in 4th	
Nov. 9, 2002	at Missouri	W 42-35	35-35	Missouri	Defense	25	18	Ends with Kory Mossoni FR	
Dec. 28, 2002	Wisconsin	L 28-31	28-28	Wisconsin	Defense	-2	5	Alamo Bowl	
Oct. 11, 2003	KANSAS	W 50-47	44-44	Colorado	Defense	25	7	Brian Calhoun 3-25, TD rushing in OT	
Oct. 23, 2004	at Texas A & M	L 26-29	26-26	Colorado	Defense	14	33	First CU turnover in an OT ends it	
Oct. 7, 2006	BAYLOR	L 31-34 (3 OT)	17-17	Colorado	Defense	42	72	Ends in 3OT on Baylor INT	
Sept. 1, 2007	*Colorado State	W 31-28	28-28	Colorado	Defense	7	16	Kevin Eberhart kicks GWFG (35) after Terrance Wheatley INT	
Sept. 18, 2008	WEST VIRGINIA	W 17-14	14-14	Colorado	Defense	18	19	Aric Goodman kicks GWFG (25) after WVU FG miss	
Sept. 10, 2011	CALIFORNIA	L 33-36	30-30	California	Defense	20	45	CU drives to CA4 but drive stalled	
Sept. 27, 2014	at California	L 56-59 (2 OT)	49-49	Colorado	Defense	46	34	CU drives to CA1 but failed on 4th down	
Oct. 25, 2014	UCLA	L 37-40 (2 OT)	31-31	Colorado	Defense	13	40	CU rallied from 31-14 down in 4th; two OT FGs	
Sept. 19, 2015	*Colorado State	W 27-24	24-24	Colorado	Defense	10	2	Diego Gonzalez kicks GWFG (32) after Tedric Thompson FG block	
Oct. 27, 2018	OREGON STATE	L 34-41	34-34	Colorado	Defense	18	30	CU drives to OS7, but four straight plays gain zero yards	
Sept. 7, 2019	NEBRASKA	W 34-31	31-31	Nebraska	Defense	13	-6	James Stefanou kicks GWFG (34), NU misses from 48	
Sept. 14, 2019	AIR FORCE	L 23-30	23-23	Colorado	Defense	9	25	AFA scores on one play; CU stopped on downs at AFA 16	

COMEBACK BUFFS

Over the last 14 seasons, Buffs rallied to win from 10 or more points down 13 times, including rallying from its largest deficits ever against CSU and Nebraska. Three of the rallies have come from 17 down: this season against Nebraska, the turning point a 96-yard flea-flicker from **QB Steven Montez** to **WR K.D. Nixon** that pulled CU to within three; In 2012, Washington State led, 31-14, early in the fourth quarter, but CU scored three straight TDs to close the game, capped by **QB Jordan Webb** scoring on fourth down from four yards out with 0:09 remaining; **PK Will Oliver** added the game winning PAT. In 2007, the Buffs got the best of No. 3 Oklahoma when **PK Kevin Eberhart** capped a run of 20 straight points with a 45-yard field goal for a 27-24 win. Nine have taken place in Boulder, a 10th in Denver against CSU, and two on the road (the Washington State comeback was the largest fourth quarter comeback on the road CU has ever had).

COLORADO COMEBACKS

Trailed By	Time, Qtr.	Final	Opponent (Date)
17 (0-17)	4:06, 3Q	34-31	OT; Nebraska (Sept. 7, 2019)
14 (0-14)	2:44, 1Q	27-24	OT; Colorado State (Sept. 19, 2015)
11 (20-31)	12:24, 3Q	41-38	at Massachusetts (Sept. 6, 2014)
17 (14-31)	8:07, 4Q	35-34	at Washington State (Sept. 22, 2012)
11 (3-14)	3:47, 1Q	44-36	KANSAS STATE (Nov. 20, 2010)
10 (14-24)	10:40, 3Q	29-27	GEORGIA (Oct. 2, 2010)
10 (0-10)	0:00, 2Q	31-13	HAWAII (Sept. 18, 2010)
10 (21-31)	11:01, 4Q	35-34	TEXAS A&M (Nov. 7, 2009)
11 (13-24)	9:14, 4Q	28-24	IOWA STATE (Nov. 8, 2008)
14 (7-21)	7:29, 2Q	31-24	EASTERN WASHINGTON (Sept. 6, 2008)
11 (24-35)	0:23, 2Q	65-51	NEBRASKA (Nov. 23, 2007)
17 (7-24)	12:23, 3Q	27-24	OKLAHOMA (Sept. 29, 2007)
11 (17-28)	10:05, 3Q	31-28	OT; Colorado State (Sept. 1, 2007)

FOLSOM FIELD CAPACITY SNAPSHOT

Folsom Field's official capacity had been 53,613, expanded last in 2003 when 1,903 club seats and 41 suites were added in the east side stadium expansion; however, with CU's \$156 million Athletics Complex Expansion nearing completion and the northeast corner of the stadium and the north stands now redesigned, the new capacity now stands at **50,183**. Folsom is tied for the 18th oldest venue among the 128 NCAA Division I-A/FBS stadiums. It is the fourth oldest stadium in the Pac-12 Conference, as only Husky Stadium (Washington, 1920), Rose Bowl Stadium (UCLA, 1922) and Los Angeles Memorial Coliseum (USC, 1923) are older.

CU FOOTBALL REMAINS SECOND MOST POPULAR PER-GAME SELL IN STATE

The final home attendance figure for 2019 was **297,435**, an average of **49,573** for six home games, an increase of approximately 3,700 over 2018. It marks the 25th straight season that Colorado football was the second largest average draw *per game* in the state behind the NFL Denver Broncos (and the 43rd time in the last 45 years). The fledgling Colorado Rockies took over the second spot the two years they played at old Mile High Stadium, averaging in the mid-to-upper 50s in 1993 and 1994. The Broncos wrestled the state's top spot away from the Buffs permanently in 1975 after first doing so in 1969, with six years of see-sawing in-between (CU had been the state attendance leader since Folsom Field was built in 1924). CU continues to have the second largest public and overall season ticket base in the state (the count for 2019 was **32,668** when adding in 12,254 student holders to 20,414 public tickets (student tickets are purchased, just at a discounted rate). In 2019, CU was again first in the state in college football attendance for the **54th** straight year, ahead of Colorado State (23,337) and Air Force (27,084; AFA was the last school top CU's figure, in 1965). In 2019, the Broncos averaged 75,937 per game and the Rockies 36,954. No numbers from 2020 will be computed into this because of the pandemic.

THE BUFFS IN NFL STADIUMS

The Buffaloes have played **25** games to date in seven current NFL venues, owning a record of **15-10** (11-5 in Denver, 1-0 in Foxborough, 1-0 in San Diego, 1-0 in Seattle, 1-2 in Houston, 0-1 in Jacksonville, 0-1 in Kansas City and 0-1 in Santa Clara). All-time, the Buffs are **21-21-1** playing games in stadiums that simultaneously hosted NFL teams (13-6 in Denver, 1-0 in Foxborough, 1-0 in Irving, 1-0 in San Diego, 1-0 in Seattle, 2-3 in Houston, 1-2 in Miami 1-2 in Tempe, 0-2-1 in Anaheim, 0-1 in Jacksonville, 0-1 in Kansas City, 0-1 in Santa Clara and 0-3 in Los Angeles).



SCORING STREAKS

The Buffs scored in a school record **242** consecutive games until Missouri ended the streak on October 25, 2008; it was first shutout loss since November 12, 1988 to Nebraska in Lincoln (7-0). The Buffs had scored in **94** consecutive road games (123 including neutral sites) as well as in 153 straight league games, all 103 in Big 12 play, including the four title games, and their final 50 in Big Eight competition, dating back to the '88 shutout at Nebraska. CU had scored in **150** straight games at home until Stanford shut out the Buffs, 48-0 on Nov. 3, 2012; the previous last shutout was a 28-0 loss to Oklahoma on Nov. 15, 1986.

Current streaks:

- CU has scored in **31** straight games overall, dating back to being shut out at Washington State (0-28) in 2017 (snapping a **60**-game scoring streak).
- CU has scored in **167** straight games against non-conference opponents (last shutout: a 44-0 loss at home to LSU on September 15, 1979).
- The home shutout losses to Stanford ('12), Oklahoma in '86 and LSU in '79 are the only three times CU has not scored at Folsom Field over the course of the last **330** games (all the way back to 1963).
- CU has been shutout just four times in the last **386** games overall (by Missouri in 2008 and 2010, by Stanford in 2012 and Washington State in 2017).
- CU has been shutout just 11 times in its last **619** games (dating to October 5, 1968), but only six schools have administered them: Oklahoma (three times), Missouri (twice), Nebraska (twice), Louisiana State, Michigan and Stanford.

SAFELY AHEAD

The Buffs have been a virtual lock to win once they have a lead of two or more scores (nine-plus points) over the past 42-plus seasons. Since the 1976 opener, CU has protected a two-score lead **249** of **285** times, losing 33 and tying three when it blew the lead; a closer look (*—Disneyland Pigskin Classic at Anaheim):

Date	Opponent	CU Lead (when)	Result	Date	Opponent	CU Lead (when)	Result
10/25/19	SOUTHERN CALIFORNIA	10 (31-21; 3rd quarter)	L, 31-35	11/10/07	at Iowa State	21 (21- 0; 3rd Quarter)	L, 28-31
9/14/19	AIR FORCE	10 (10-0; 1st Quarter)	L, 23-30 OT	09/08/07	at Arizona State	14 (14- 0; 2nd Quarter)	L, 14-33
11/02/18	at Arizona	10 (10-0; 1st Quarter)	L, 34-42	10/28/06	at Kansas	9 (9- 0; 3rd Quarter)	L, 15-20
10/27/18	OREGON STATE	28 (31-3; 3rd Quarter)	L, 34-41 OT	09/23/06	at Georgia	13 (13- 0; 4th Quarter)	L, 13-14
11/04/17	at Arizona State	10 (27-17; 4th Quarter)	L, 30-41	10/23/04	at Texas A&M	12 (19- 7; 3rd Quarter)	L, 26-29 OT
9/17/16	at Michigan	14 (21-7; 1st Quarter)	L, 28-45	11/01/03	at Texas Tech	14 (14- 0; 1st Quarter)	L, 21-26
11/13/15	SOUTHERN CALIFORNIA	14 (17-3; 2nd Quarter)	L, 24-27	10/04/03	at Baylor	9 (23-14; 3rd Quarter)	L, 30-42
11/01/14	WASHINGTON	10 (20-10; 2nd Quarter)	L, 23-38	11/11/00	Iowa State	11 (20- 9; 2nd Quarter)	L, 27-35
09/27/14	at California	14 (28-14; 3rd Quarter)	L, 56-59 2OT	09/02/00	Colorado State (Denver)	10 (24-14; 3rd Quarter)	L, 24-28
08/29/14	Colorado State (Denver)	10 (17-7; 3rd Quarter)	L, 17-31	10/23/93	at Kansas State	9 (9- 0; 2nd Quarter)	T, 16-16
09/08/12	SACRAMENTO STATE	14 (14-0; 1st Quarter)	L, 28-30	09/18/93	at Stanford	10 (37-27; 4th Quarter)	L, 37-41
09/01/12	Colorado State (Denver)	11 (14-3; 2nd Quarter)	L, 17-22	09/15/90	at Illinois	14 (17- 3; 2nd Quarter)	L, 22-23
10/01/10	WASHINGTON STATE	10 (27-17; 4th Quarter)	L, 27-31	08/26/90	*Tennessee	14 (31-17; 4th Quarter)	T, 31-31
11/06/10	at Kansas	28 (45-17; 4th Quarter)	L, 45-52	09/27/86	ARIZONA	9 (21-12; 4th Quarter)	L, 21-24
10/23/10	TEXAS TECH	10 (24-14; end 3rd Quarter)	L, 24-27	11/03/84	KANSAS	11 (27-16; 4th Quarter)	L, 27-28
11/19/09	at Oklahoma State	11 (21-10; 3rd Quarter)	L, 28-31	10/16/82	at Oklahoma State	13 (13- 0; 1st Quarter)	T, 25-25
10/10/09	at Texas	11 (14-3; 2nd Quarter)	L, 14-38	09/19/81	WASHINGTON STATE	10 (10- 0; 4th Quarter)	L, 10-14
11/28/08	at Nebraska	14 (14-0; 1st Quarter)	L, 31-40	10/10/79	OKLAHOMA STATE	20 (20- 0; 4th Quarter)	L, 20-21

Colorado has lost only 36 games (and was tied twice) dating back to 1980 when leading by *any* margin at any point in the fourth quarter or overtime. The most recent loss was this past Oct. 25, a 35-31 setback to USC after entering the final stanza with a 31-28 advantage. The ties came against Tennessee in 1990 (31-31, after leading 31-17) and Kansas State in 1993 (16-16 after taking a late 16-13 lead).

- Colorado has won **134** of its last **159** games in which it at any point has held a two-score lead. A 2003 loss to Baylor snapped a 26-game winning streak in such situations on the road, and an overall streak of 49 consecutive wins from 1993 to 1999 was snapped by CSU in 2000. In this same span, **Colorado has rallied to win 42 games and tie two others dating back to 1981 after once trailing at some point in the fourth quarter.** The most recent are the Nebraska and Stanford games this year: the Cornhuskers led 17-0 late in the third period when the Buffaloes started taking over the game, and the Cardinal led briefly in the fourth quarter. Two of the biggest ones occurred in 2007: CU rallied from 28-17 down in the third and 28-25 in the fourth to defeat CSU 31-28 in overtime) and Oklahoma (down 24-7 late in the third, eventually tying the fourth largest comeback in school history in winning 27-24).

INJURIES WERE DOWN IN 2019 AFTER RISING UP N 2018

Injuries were kept to a minimum over the 2016 and 2017 seasons after a flurry in 2015, as that season 10 positions had a starter miss at least one game due to injury. But in 2018, it was a different story as injuries hit **11** different starting positions (including punter and placekicker) that lost their starter for multiple games. However, in 2019, the count of full games missed is back down again (though an abnormal number of partial games has been the case). Below are the worst regular seasons for injuries/illness for the CU program over the last 33 years (KEY: GL—Games lost to injury; GL/2—Games lost by 2-deep scrimmage players; MG—“Man games” as defined by as the total number of games if all players NOT ticketed to redshirt played every game; Pct. Lost – percentage of man games lost, knowing that in actuality, the number is higher as third-team players and reserves don’t see that much action; 2/MG—2-deep man games, or starting 24 positions (including kickers and punters plus backups):

Season	G	GL	MG	Pct. Lost	GL/2	2/MG	Pct. Lost	Season	G	GL	MG	Pct. Lost	GL/2	2/MG	Pct. Lost
2008	12	121	1008	12.0	110	576	19.1	2018	12	96	1,056	9.1	70	576	12.2
2011	13	141	1066	12.8	115	624	18.4	2016	14	129	1224	10.6	75	672	11.2
1998	11	101	864	11.7	89	528	16.9	2003	12	74	876	8.4	58	576	10.1
2000	11	101	880	11.5	82	528	15.5	1997	11	51	770	6.6	41	528	7.8
2010	12	103	924	11.1	88	576	15.3	2019	12	55	1,080	5.1	40	576	6.9
2015	13	120	1053	11.4	93	624	14.9	2017	12	61	960	6.4	39	576	6.8
2002	13	139	1118	12.4	80	624	12.8								
2012	12	108	984	11.0	71	576	12.3	2020	3	33	240	13.8	20	132	15.2

*—man-games for 2-deep include P and PK spots.

Dating back to 1987, CU has lost over five percent of its “man game” count due to injury 16 times (1995-97-98-2000-02-03-08-10-11-12-13-15-16-17-18-19).

**BUFFS AGAINST THE BEST**

Here's a look at how CU has fared all-time against nationally ranked teams (*Associated Press* poll):

Games	All-Time Record	1989-2020 Record	Karl Dorrell Record	Coach With The Most Wins
versus Top 5.....	12-54-1	8-22-0	0-0	5 / Bill McCartney
versus Top 10.....	25-97-3	14-43-2	0-0	8 / Eddie Crowder & Bill McCartney
versus Top 15.....	37-126-3	20-59-2	0-0	10 / Bill McCartney
versus Top 25.....	73-171-3	47-90-2	0-0	20 / Bill McCartney

"OUTSIDE THE NINE DOTS"

Some out of the ordinary records by the Buffs in some unique situations:

- ❑ Colorado is **88-52** against teams with three or more losses dating back to the 1985 season;
- ❑ Colorado is **89-51-1** in its last **141** games against schools that include the word "State" (dating to 1986);
- ❑ Colorado is **564-289-25** all-time in games played in the Mountain Time Zone (Colorado, Arizona, Montana, New Mexico, Utah, Wyoming)

18 TO THE HOUSE ON THE FIRST TRY WHEN IT COMES TO THEFTS & SCORES

CU players have a penchant to return their first career interceptions for touchdowns, as since 1992, **18** Buffaloes have scored after stealing their first college pass. Junior **CB Dante Wigley** is the most recent to accomplish it, racing 27 yards with his first pick for a touchdown versus Oregon State on Oct. 27. **S Nick Fisher** did it in grand style on Oct. 28, 2017: he picked off a pass in the end zone against Cal, his momentum taking him back nine yards deep, and then he raced 109 yards for the score (100 officially by the NCAA). Previous to that, **ILB Rick Gamboa** returned a deflected pass 20 yards for a score against OSU in 2016, and **ILB Kenneth Olugbode** had the one before that, racing 60 yards for a score in a 27-24 overtime win over Colorado State in 2015. That was the first in eight years, going back to 2007, when redshirt frosh **CB Jimmy Smith** had a 31-yard return that cut Nebraska's lead to 35-31 early in the second half and was the impetus to a 65-51 comeback win. Prior to that was another spectacular one: **ILB Marcus Burton** returned a pick 99 yards at Oklahoma State in 2005, preserving CU's shutout in the waning seconds of the game. Three did it in 2004: **OLB Brian Iwuh** did it off the bat when he made his first career pick and returned it 37 yards for what proved to be the winning touchdown against Colorado State in the season opener; a week later, **Joe Sanders**, plucked off a ball against Washington State and raced 51 yards for six, snapping a 3-3 deadlock in the process; then versus Texas, **CB Terrence Wheatley** plucked one off and ran 37 yards for six with his first theft. Two did it in 2001: **S Medford Moorer** picked off his first career pass and returned it 64 yards for a touchdown against Texas in the Big 12 Championship game, while **CB Donald Strickland** returned his first career pick 31 yards for a touchdown just one minute into the CSU game. Frosh redshirt **CB Phil Jackson** did it in 2000, as he returned his first career INT 28 yards for a TD against Washington. **SS Rashidi Barnes** had his first one in CU's win over CSU in 1997, returning it 26 yards for a score, rallying the Buffs into a 14-14 tie early in the second half. Barnes was the fourth Buff in a 14-game span to return a first career pick for a TD—**Marcus Washington** had a 95-yard theft for a score in the '96 Cotton Bowl against Oregon; **Vili Maumau** had a 33-yard interception for six (and a Hula dance) at Colorado State in 1996; and **Nick Ziegler** stole one for a 31-yard score against Washington in the '96 Holiday Bowl. In 1992, **Dwayne Davis** returned one 31 yards for a TD in a 21-20 win at Minnesota to start this amazing run.

➤ And three did it with their first punt returns: **Ben Kelly** (vs. Utah State in 1998), **Jeremy Bloom** (vs CSU in 2002) and **Laviska Shenault** (2017 vs. Texas State).

BUFFALO DINOSAURS

The longtime radio voice of the Buffs, **Larry Zimmer** wrapped up his career following the 2015 season, calling **486** CU games; a string of **251** in a row came to an end after he was hospitalized in October 2014 (he would miss the final six games of the season). He only missed 17 games overall; prior to the six due to illness, he had missed three bowls (two due to contracts forbidding teams to originate broadcasts), three regular season games due to travel conflicts and five road games in his final season; his 400th at CU was also the 1,000 of his professional career. In 2009, Zim was honored as the 15th recipient of the Chris Schenkel Award, which recognizes those who have enjoyed a long and distinguished career broadcasting college football at a single institution (he called a total of **570** college games, including 50 for Michigan and 34 for CSU).

OTHER DINOSAURS: **Darian Hagan** has been a part of **273** Colorado games (127 in two stints as an assistant coach, 62 as a football staff member, 35 as the Alumni C-Club director and 49 as a player); **Gary Barnett**, now an analyst with KOA, has worked **248** (106 as an assistant coach, 87 as head coach and 55 on the radio); **Mark Johnson**, who succeeded Zimmer as the voice of the Buffaloes, has called **202** games. **SID Dave Plati** has worked **474** overall in person (**484** overall; a streak of **410** dating from the '83 finale to the sixth game of 2017; a streak of **254** straight home games and **276** in the state of Colorado are intact). The late **Fred Casotti**, the school's longtime SID/associate AD from 1952-87, witnessed **477** CU football games (including **268** in a row at Folsom) prior to his passing in 2001. **Jon Burianek**, who retired as senior associate AD in June 2006 and then briefly rejoined the department on a contract basis in 2013, worked **444** CU football games, including a run of **415** in a row (229 of which were at home). The record by a coach is held by **Brian Cabral**, who, including his playing days (46 games), was a part of **340** (the last **294** in a row); former facilities man **John Krueger** worked **325** (1980s to 2012). Then there are CU's "Super Twins," **Betty Hoover** and **Peggy Coppom**, who have been to all but handful of CU's home games – since 1940 and every single one – **357** – since 1958 (we lost Betty in the summer of 2020; Peggy turns 96 on Nov. 19). And the late **F.M. "Dutch" Westerberg** is the all-timer; the long-time season ticket holder saw *every* CU home game (**394** of 'em) from 1921 until 1999, when he passed away at the age of 94.

STAT CREW: **Jack Landon** (son of one-time presidential candidate Alf Landon) completed his 47th year as a member of the CU football stat crew in 2019; he joined the basketball crew in 1971 and then football two years later. The 10th longest person to serve on a stat crew nationally, he opted out for 2020 due to COVID-19.

NFL SCOUT WATCH

Colorado has 11 seniors on its 2020 roster, and as history has indicated, they will receive plenty of looks from scouts all around the National Football League; scouts/player personnel types pass through Boulder every season for a game and/or practice(s), with over three fourths of the league doing so on average every season. Ten teams to date in 2020 have scouted CU: Atlanta, Baltimore, Carolina, Dallas, Denver, Miami, Minnesota, Philadelphia, Pittsburgh and San Francisco. In 2019, 31 teams scouted the Buffaloes (Cincinnati was the lone team not to); 26 teams visited in 2017 and 2018; 28 in 2016). Not including camps or practices, **1,050** NFL scouts have attended Colorado games since 2000 home, road and neutral sites). At the 2016 UCLA game in Boulder, the record for a CU game occurred: **31** scouts from 20 teams were in attendance for the game (next most: 20 for USC in 2017).

**PLAYING ON SUNDAY: IN-THE-PROS**

There are **18** former Colorado Buffaloes on the 2020 National Football League rosters (as of November 29; 16 were on final rosters in 2019 after 19 started out in camps). Colorado has had **261** players all-time go on to make an active NFL roster and **275** all-time draft picks, which ranks as the fourth most among Pac-12 programs and 23rd overall. CU had continually been one of the top 20 producers for the last quarter century of NFL talent and at one time in the late 1970's had the most active players (**47**) of any school in the nation. The last time Colorado was in the top 10 in players produced was in 2002 (10th, 29). The active list (KEY: **Exp.**—denotes number of years in the league including 2020; **i**—on injured reserve/physically unable to perform; **p**—practice squad; ***--**opted out of playing in 2020 due to COVID-19 pandemic):



Player	Pos.	Team	Exp.
Delrick Abrams	CB	Atlanta Falcons	R
Chidobe Awuzie	CB	Dallas Cowboys	4
David Bakhtiari	OT	Green Bay Packers	8
Tony Brown	WR	Washington Football Team	R
Ken Crawley	CB	New Orleans Saints	4
Mason Crosby	PK	Green Bay Packers	14
i —Kabion Ento	CB	Green Bay Packers	2
Arlington Hambright	OT	Chicago Bears	R
Phillip Lindsay	RB	Denver Broncos	3
p —Steven Montez	QB	Washington Football Team	R
Daniel Munyer	OG/C	Tennessee Titans	6
Isaiah Oliver	CB	Atlanta Falcons	3
Laviska Shenault	WR	Jacksonville Jaguars	R
Jimmy Smith	CB	Baltimore Ravens	10
Davion Taylor	OLB	Philadelphia Eagles	R
Tedric Thompson	SS	*Cleveland Browns	4
p —Juwann Winfree	WR	Green Bay Packers	1
Ahkello Witherspoon	CB	San Francisco 49ers	4

OPTED OUT OF 2020 (COVID)

*Nate Solder	OT	New York Giants	9
*Josh Tupou	DT	Cincinnati Bengals	3

IN CAMPS BUT WAIVED

Player	Pos.	Team	Exp.
Paul Richardson	WR	Seattle Seahawks	6
Devin Ross	WR	New England Patriots	2

*--waived by Kansas City on Nov. 30; picked up by Cleveland,

COACHES			
Name	Pos.	Team	Tie To Colorado
Klayton Adams	OL Asst.	Indianapolis	Asst. Coach, 2013-18
Eric Bieniemy	OC/RB	Kansas City	Player, 1987-90; Asst. Coach, 2000-02, '11-12
Joe Bleymaier	QB Asst.	Kansas City	Quality Control, 2013-15
Tom Cable	OL	Oakland	Asst. Coach, 1998-99
Moses Cabrera	Str/Cond	New England	Asst. S&C Coach, 2010
Matt Daniels	ST Asst.	Dallas	Grad Asst., 2017
Jon Embree	AHC/TE	San Francisco	Player '83-86/Asst. Coach '91-02
Nick Holz	QC/Offense	Oakland	Head Coach 2011-12
Vance Joseph	Def. Coord.	Arizona	Player, 2003-06
Steve Marshall	OL	Miami	Player, 1990-94
T.C. McCartney	Off. Asst.	Cleveland	Asst. Coach, 2002-03
Tyrone McKenzie	ILB	Detroit	Asst. Coach, 200-01, 2011-12
Chris Morgan	OL	Atlanta	Grad Asst., 2012-13
Kennedy Polamalu	RB	Minnesota	Grad Asst., 2015
Robert Prince	WR	Detroit	Player, 1995-99
Rip Scherer	Sr. Asst.	L.A. Chargers	Asst. Coach, 1997-98
Chris Strausser	OL	Indianapolis	Asst. Coach, 2010
Troy Walters	WR Asst.	Cincinnati	Asst. HC/QB, 2011-12
			Asst. Coach, 2006
			Asst. Coach, 2013-15

PLAYER PERSONNEL/DEVELOPMENT

Name	Team (Position)	Tie To Colorado
Malcolm Blacken	Washington (Sr. Dir., PD)	Strength Coach, 2011-12
Jordan Dizon	Denver (Scout)	Player, 2004-07/Butkus runner-up
Evan Harrington	Washington (Asst. Dir., PE)	Player, 2010-11
Matt Russell	Denver (VP, PP)	Player, 1992-96/Butkus Award
Duke Tobin	Cincinnati (Dir., PP)	Player, 1992-93
Patrick Williams	Baltimore (Scout)	Player, 2005-08

CANUCKS: One former Buff was in the Canadian Football League, **OT Stephone Nembot** (Ottawa).

DAD PLAYED ON SUNDAYS: Five players are the sons of former NFL players: **TE Caleb Fauria** (father and former Buff Christian played 13 seasons for four teams); **RB Alex Fontenot** (father Albert played 10 seasons with three teams); **ILB Marvin Ham II** (father Marvin, Carolina); **WR Brenden Rice** (father Jerry played 20 seasons for three teams, 16 with San Francisco); **WR Dimitri Stanley** (father Walter, played eight seasons with five teams).

COLORADO HIGH SCHOOL COACHES: Six former Buffaloes are serving as high school head coaches in the state; the five who head prep programs: **Matt Flavin** (Buena Vista), **Dave Logan** (Cherry Creek), **Spencer Colter** (Denver East), **Dusty Sprague** (Holyoke), **Scott Yates** (Kent Denver) and **DaVaughn Thornton** (Aurora Central). **Marcus Washington** is a defensive coordinator (Adams City).

ALL-TIME CU PRO NOTE: How good was CU's 1994 offense? Ten of the 11 starters were drafted into the NFL (Tony Berti, Rae Carruth, Christian Fauria, Heath Irwin, Chris Naeole, Rashaan Salaam, Kordell Stewart, Bryan Stoltzberg, Derek West and Michael Westbrook), with the 11th signing as a free agent (Lepis). All played, and three even remained on NFL rosters some 11 years later. And six of the '94 defensive starters wound up playing professionally as well.


CROSBY WATCH

PK Mason Crosby ('06) is the Green Bay Packers' all-time leading scorer both for the regular season and the regular and postseason combined; he set the record with a 21-yard field goal late in the Packs' 27-17 win over Seattle on Sept. 20, 2015, his 13th point of the night (he made all four field goal tries in the game, including a 54-yarder, and an extra point). Through games of November 29, he has scored **1,654** points in **219** regular season games (**20th** in NFL history) and **143** in 20 playoff games (fifth all-time) for a total of **1,797** (he also made an NFL record 23 straight field goals in the postseason). Crosby also holds both Packers' field goal marks: **342** regular season (**22nd** all-time) and **26** postseason (fifth all-time); his **628** extra points made are tied for **10th** all-time. He is second all-time on the points and field goal (and third on the PATs made) charts for players who have/had spent their career with just one team. Crosby, of course, is CU's all-time leading scorer with **307** points.

➔ How many players have led a professional team and their college alma mater in scoring (regular season and playoffs combined)? The list is short (six including Crosby): **PK Jason Elam**, Denver Broncos/Hawai'i (1,870/395); **PK Stephen Gostkowski**, New England Patriots/Memphis (1,384/369); **PK Martin Gramatica**, Tampa Bay Buccaneers/Kansas State (640/349), **WR Jerry Rice**, San Francisco 49ers/Mississippi Valley State (1,244/310); and **PK Jeff Wilkins**, St. Louis Rams/Youngstown State (1,300/373).

➔ **ALL-TIME FWAA ALL-AMERICAN TEAM:** The Football Writers Association of America placed Crosby on the second-team of its All-Time All-America Team, announced in conjunction with the group's 75th anniversary in August 2015.

➔ **200-PLUS.** Crosby, with **219** NFL games under his belt, is the second Buffalo to participate in 200 pro games, as he is chasing **OT Stan Brock** ('79) for the most-ever by a CU alum. Brock appeared in **234** games (223 starts) in his career that spanned 16 seasons with New Orleans (1980-92) and San Diego (1993-95).



**O-LINEMEN PIPELINE TO THE NFL**

CU has been a solid conduit to the NFL League when it has come to offensive linemen and the research below indicates CU may very well be a place to go if an offensive lineman wants to take it to the next level. Dating back to the 1991 NFL draft, or the '87 recruiting class, **29 of 45** players who started at least two years on the Buff offensive line were either drafted or signed as free agents. The list is impressive (with four others who started just one season):

Full Years			Full Years		
Player	Pos	As A Starter	Player	Pos	As A Starter
Stephane Nembot	OT	(4) 2012-15	Brad Bedell	G	(2) 1998-99
Daniel Munyer	C/G	(3) 2012-14	Shane Cook	T	(2) 1998-99
David Bakhtiari	T	(3) 2010-12	Ryan Johanningmeier	G/T	(3) 1997-98-99
Ryan Miller	G	(5) 2007-11	Melvin Thomas	G/T	(3) 1995-96-97
Nate Solder	T	(3) 2008-10	Chris Naeole	G	(3) 1994-95-96
Daniel Sanders	G/C	(3) 2006-08	Heath Irwin	G	(3) 1993-94-95
Edwin Harrison	G/T	(3) 2005-07	Bryan Stoltenberg	C	(4) 1992-93-94-95
Tyler Polumbus	T	(3) 2005-07	Derek West	T	(3) 1992-93-94
Brian Daniels	G	(4) 2003-06	Tony Berti	T	(2) 1993-94
Mark Fenton	C	(3) 2004-06	Jay Leeuwenburg	C	(3) 1989-90-91
Clint O'Neal	T	(2) 2004-05	Mark VanderPoel	T	(3) 1988-89-90
Sam Wilder	T	(2) 2003-04	Joe Garten	G	(4) 1987-88-89-90
Marwan Hage	G/C	(3) 2001-02-03	One-Year Starters:		
Wayne Lucier	G/C	(2) 2001-02	Arlington Hambricht	OT	(1) 2019
Justin Bates	T/G	(3) 2000-01-02	Tom Ashworth	T	(1) 2000
Andre Gurode	G/C	(3) 1999-00-01	Ben Nichols	G	(1) 1998
Victor Rogers	T	(3) 1999-00-01	Ariel Solomon	T	(1) 1990
					NFL (Round or FA)
					Baltimore (FA)
					Kansas City (FA)
					Green Bay (4)
					Cleveland (5)
					New England (1)
					St. Louis (FA)
					Kansas City (FA)
					Denver (FA)
					Minnesota (FA)
					Denver (FA)
					Washington (FA)
					Dallas (FA)
					Jacksonville (FA)
					N.Y. Giants (7)
					Dallas (7)
					Dallas (2)
					Detroit (7)
					Cleveland (6)
					New Orleans (FA)
					Atlanta (FA)
					Philadelphia (7)
					New Orleans (1)
					New England (4)
					San Diego (6)
					Indianapolis (5)
					San Diego (6)
					Kansas City (9)
					Indianapolis (4)
					Green Bay (6)
					Chicago (7)
					New England (FA)
					Atlanta (FA)
					Pittsburgh (10)

A LONG LINE OF WALK-ONS HAVE RISEN TO FIRST-TEAM AT COLORADO

After the NCAA reduced the number of scholarships from 95 to 85 (completed in 1992), more and more players have had to make their bones starting as walk-ons. Here's a short list (41 count) of some of the standout former and current walk-ons who rose to first-team status at Colorado:

Player	Pos.	First Season	Letters	Notes
Willie Beebe	FB	1978	4L	Solid blocker who scored nine career touchdowns as a bruiser near the goal line
Kyle Rappold	NT	1985	3L	Known as the "trash compactor" for his stature, the Fort Lewis transfer clogged the run
Jeff Campbell	WR/KR	1986	4L	Earned scholarship second day of freshman camp; played five years in the NFL
Ken Culbertson	PK	1986	3L	Scored 98 points in CU's 11-0 run in '89 season, making 59-59 PAT and 11-17 FG
David Gibbs	CB	1986	4L	Solid corner and special teams performer, now coaching with NFL Kansas City Chiefs
Mark Henry	WR	1987	3L	Big play guy with 18 career catches for 416 yards, or 23.1 per catch
Robbie James	WR	1987	1L	Threw TD pass on third down FG fake at Oklahoma State to lead CU to 16-12 win in 1991
Charles Johnson	QB	1987	2L	Often subbed for an injured Darian Hagan, earning Orange Bowl MVP honors in '91 vs. Notre Dame
Erik Norgard	C	1987	2L	Walked on in the spring after transferring from Western Washington; All-Big 8 as a senior
Chris O'Donnell	LB/SN	1987	4L	Solid as a rock at long snapper on special teams all four years
Keith Miller	FB	1992	2L	From tiny Ovid, Colo., he was a solid blocking back. Now an opera singer with the MET.
Ryan Black	SS	1993	4L	Led team in tackles as a junior in 1996 with 154 (78 solo)
Ryan Sutter	FS	1993	3L	CU's all-time special team points leader, led Buffs in tackles (170, 98 solo) in 1997
Neil Voskeritchian	PK	1993	2L	Won the starting placekicker job in 1994, finished career ninth in scoring at CU (161 points)
Nick Pietsch	P	1996	4L	Led CU in punting in 1997-98-99, finished with a career average of 39.9
Beau Williams	TE	1998	2L	Primarily a blocking tight end, played a big role on CU's 2001 Big 12 title team
D.J. Hackett	WR	2001	2L	Walked on after CS-Northridge dropped football; led CU in receiving in '03, four-year NFL veteran
Tom Hubbard	FS	2001	2L	Defensive MVP of the 2004 Houston Bowl with two interceptions
Evan Judge	WR	2001	4L	Caught 69 balls for 903 yards to finish in top 20 in receiving yards
John Torp	P	2001	3L	Finished second for the '05 Ray Guy Award; set a school records with 205 punts, 65 inside the 20
Paul Creighton	TE	2002	4L	Also saw action at FB, he primarily was a
Greg Pace	SN	2002	4L	Took over all special team snapping chores early as a freshman and handled through senior year
Joel Klatt	QB	2003	3L	Former infielder in Padres organization went on to set 44 CU passing and total offense records
Cody Crawford	WR	2004	3L	Has cracked the school's all-time lists in catches and yards
Jeff Smart	ILB	2005	4L	Earned a scholarship 3 games into the 2007 season, first LB to do so under Cabral; second most tackles by a WO
Scotty McKnight	WR	2006	4L	First freshman WR to ever lead CU in receiving (43-488, 4 TD), finished first in career receptions and third in yards
Aric Goodman	PK	2008	3L	In his first season, he was awarded a scholarship after making the game-winning FG versus West Virginia
Jason Espinoza	WR	2008	3L	Suffered two breaks to his collarbone in '08, playing briefly in-between; co-first team WR in '09
Dustin Ebner	WR	2009	3L	Primarily on special teams until his senior year, when he became a regular in the rotation and caught his first TD pass
Keenan Stevens	C	2009	2L	Pressed into duty in the season opener due to injury, he soon became a fixture and started 10 games
Alex Wood	FB	2009	2L	Hybrid tight end/fullback worked exceptionally hard and became the first player from Steamboat to start in decades.
Scott Fernandez	TE	2010	2L	Ascended to the top of the depth chart his senior year ('13); first career catch was fifth longest (71 yards vs.UA).
Travis Sandersfeld	DB (N)	2010	4L	One of the CUs top perennial special teams performers, he emerged as the starting nickel back for 5 games in 2010
David Goldberg	DE	2011	3L	Coaches cited how hard he worked daily in practice and assumed a starting spot midway through his senior year
Darragh O'Neill	P	2011	4L	Had more punts (74) than any other freshman at CU, with his 42.3 average second best by a frosh in the NCAA
Ryan Moeller	FS	2013	4L	Starred at Rifle HS in the middle of the Colorado Rockies, top special teams performer and had 14 UT in first start
Colin Johnson	H	2015	1L	He earned the holder position in spring drills
T.J. Patterson	H (QB)	2016	1L	He earned the holder position in spring drills
J.T. Bale	SN	2016	3L	He earned the snapping job (long and short) in August camp
Josh Goldin	H (QB)	2018	1L	He joined the team after serving as a student equipment manager and handled the holding chores for 9 games
Brady Russell	TE	2018	1L	The nephew of CU's Butkus Award winning linebacker Matt ('16), he caught the coaches attention early.
Jack Shutack	OG	2019	1L	He transferred to CU from Rutgers and played sporadically until earning his first start at Washington State in 2019



STAT SHOTS

Here are some interesting statistical bullets about Colorado football:

- ➔ **30+.** In its history, Colorado is **328-29-1** when scoring 30 or more points (**2-0** in 2020, **20-6** over the last three-plus years), with records of **237-9** with 35-plus points and **219-7** with 36-plus, **194-5** with 38-plus and **125-2** with 43 or more tallies. The seven losses with 36 or more points came to Air Force (58-35 in 1968), Oklahoma (82-42 in 1980), Stanford (41-37 in 1993), Toledo (54-38 in 2009), Kansas (52-45 in 2010), Utah (42-35 in 2012), California (59-56 in 2014) and Arizona in 2017 (45-42). CU has played **1,264** games in its history, registering point totals of every number between 0 and 70 except 1 (duh!) and 68, and 75 and 109 above that mark.
- ➔ Colorado is **124-126-3** in its last **253** league games: within this record is a 25-game span in which CU did not lose a conference game, the fourth longest streak all-time in the Big Eight (1958-1995). Colorado was 23-0-2 during that run.
 - ➔ Colorado, however, is only **22-61** as a member of the Pac-12.
- ➔ **30 points / 3 TDs.** Colorado has scored 30 or more points in **160** of its last **370** games, posting a **135-24-1** record; the Buffs have scored at least three touchdowns in **242** of these games dating to the start of 1989; in this time frame, CU is **30-109-2** when held to two or fewer touchdowns.
- ➔ For years, the mark of a strong CU team was that the Buffaloes routinely averaged six or more yards on first down. Technically the last time the Buffs averaged six or more for a season was in 2001, their Big 12 Championship year (**6.7**; CU did average **5.98** per first down play in 2016). Colorado did it six times between 1989 and 1997, including a team record best of **7.2** in both 1989 and 1994.
 - ➔ Since 1966, CU has averaged less than **4.3** just seven times (last in 2012) and less than 4.1 once—3.5 in 1979. In 2012, the Buffs averaged **4.25** yards on first down, the lowest since that 3.5 figure in 1979.
 - ➔ In 2016, the Buffs had their best average on first down in years: CU averaged **5.98**, its best since 2001 (6.7).
 - ➔ In 2019, the Buffs averaged **5.69** yards on **369** first down plays (gaining five or more on **165** of those).
 - ➔ In **2020**, the Buffs are averaging **4.04** yards on **105** first down plays (though **81** of those have been rushing plays, with a **3.6** average).
- ➔ Dating back to the fifth game of the 1999 season, an OT win over Missouri, the Buffs have **64** scores by return, or non-offensive scores, in the last 21 seasons (highs of eight in 1999 and 2002). Since the '95 opener and including postseason, CU has **83** scores by return in **307** games (76 regular season, seven bowl). The last one: *a 9-yard fumble return against Colorado State by Mustafa Johnson in the 2020 season opener*.
- ➔ **200/200.** Colorado has accomplished the 200 "double-double," that is 200 yards both rushing and passing **55** times in the last **332** games, dating to 1993), having accomplished it **1** times under Dorrell (**1-0**). CU averaged over 200 in each for the season in 1993, 1994 and in 2001 (and threatened to do it in 2016). The Buffs are **53-8** since 1981 when they have reached the 200 plateaus in both and **61-11** overall. *Prior to '93, CU accomplished the feat only 19 times in its first 929 games in its history.*
- ➔ **600+.** Colorado is **17-1** all-time in games when it has gained 600 or more yards on offense; the first and only loss was in 2014 when the Buffs had 630 in a 59-56 double overtime loss at California on Sept. 27, 2014. CU is **0-0** under Dorrell; the last two games with 600-plus were against Nicholls State in 2015 and Washington State in 2016.
- ➔ **500+.** Colorado is **15-8** in games when it has gained 500 or more yards on offense since it joined the Pac-12 conference, **8-7** in Pac-12 games.

All-time (since 1946 when records are available), the Buffs are **86-14** with at least 500 yards of total offense. CU is **1-0** under Dorrell.

- ➔ **Grass.** Colorado is **103-105** in its last **208** games on grass, including a **67-62** mark at home (**17-9** in the last 26 games at Folsom), dating back to the 1999 season when Folsom Field converted back to grass (CU is **23-13** on grass over the last four-plus seasons).
- ➔ **Artificial Turf.** Colorado is **100-68-3** in its last **171** games on non-grass fields dating back to 1989, including a **65-51-3** mark in conference games. CU was **0-3** in 2019 in its first year under Mel Tucker.
- ➔ **First Quarter Dominance.** Dating to the start of 2016 (**53** games), Colorado has been fairly dominant in the first quarter: the Buffs have outscored its opponents **378-265** with edges in total offense of **541** yards and **plus-10** in TO margin.
- ➔ **Goal-to-Go Situations.** Over the last seven seasons, the Buffs have scored in **136** out of **150** situations when it has been first-and-goal. This includes **109** touchdowns and **27** field goals, thus the TD percentage is **72.7** and the overall percentage is **90.7**. The **14** non-scores: seven fourth down misses, four missed field goals (from 26, 28, 31 and 33 yards) and three turnovers.
- ➔ **No Turns or Sacks.** Dating back to 1972, Colorado is **19-4** in games when not allowing a sack or committing a turnover (**1-1** under Tucker, including his first game as coach, the 52-31 win over Colorado State). In these 23 games, the Buffs have outscored the opponent by **905-509** (only seven games decided by less than 17 points).
- ➔ **Turnover Free.** Colorado has played **89** turnover-free games dating back to the 1946 season, owning a record of **58-27-4** in those games (**2-1** in bowls). Under Dorrell, CU is **1-0**.
- ➔ **Time Spent In The Lead.** The Buffaloes held leads in 11 of 14 games in 2016 (two-score leads in 10 of those), and were ahead for a total of **457:20** on the season. That's the second-most by a hair in the 24 years CU has tracked the stat (CU led for 458:01 in 1996—a 12-game season including the bowl). In 2017 and 2018, CU held the edge up until both season finales, the opponent owning edges of 16:43 in 2017 and 12:32 in 2018. In 2019, CU led **34.7** percent of the time (**250:05**), but were over 100 minutes behind the opponent (**350:52**).
 - ➔ So far in 2020, CU has led for **156:37**, or 87 percent of the time.
- ➔ The Buffs averaged **439.2** yards per game in 2016, in part thanks to a school record eight games in a row with **400** or more, with an average **284.6** yards through the air. Colorado has averaged 400 or more yards per game over the course of an entire season 16 times (last in 2017), with the school record of 495.3 set during the 1994 season. CU was averaging over 400 through 10 games in 2018 and through 11 in 2019 but finished just below both seasons.
 - ➔ CU had six games in 2019 with 400 or more yards (high of 520).
 - ➔ The Buffaloes have averaged over 300 yards passing in a season just once — 303.5 — in 1996, and came close the year before (297.2) and in 1992 (297.4); otherwise, CU has thrown for 250 or more per game just four times, including 2014 and 2016 (254.4).
- ➔ Colorado rarely folds when the opponent is faced with a 3rd-and-20 or longer. Dating back to 1993, opponents are just **5-of-133** on 3rd-and-20 or more. The Buff defense have had streaks of 51 and 30 in this span (Stanford is the last team to convert one, in 2011; the opponent is now **0-of-24** since). The CU offense is **12-of-149** when it's faced with 3rd-and-20 plus in the same span (last converting on a 3rd-&-27 in the Alamo Bowl against Oklahoma State).
- ➔ CU has scored in all **12** quarters in 2020 (32 of 48 last year) and in **113** of **156** quarters dating back to the start of the 2017 season).



TRENDS I

1985-PRESENT

Since 1985, when the Buffs returned to their traditional winning ways after six frustrating years from 1978-84, corresponding with coach **Bill McCartney** switching to the wishbone, Colorado is **231-195-4**; in these 430 games spanning the last 35 seasons, CU has posted the following records (including bowls):

◆ with 400-plus yards total offense	136-42-2	◆ when holding opponent to 17 points or less	131-19-1
◆ with 500-plus yards total offense	66-13-0	◆ when holding opponent under 100 yards rushing	113-18-1
◆ when rushing for 200-plus yards	128-19-1	◆ when holding opponent under 300 yards total offense	107-21-1
◆ when rushing for 250-plus yards	89- 6-1	◆ when scoring first	152-60-1
◆ when rushing for 300-plus yards	56- 2-1	◆ when leading at halftime	182-36-2
◆ when rushing and passing for at least 200 yards	51- 8-0	◆ when leading after three quarters	189-27-3
◆ when out-rushing the opponent	200-37-3	◆ when scoring 30 or more points	148-23-1
◆ when converting 50 percent or better on 3rd down	93-17-1	◆ when held to 13 points or less	4-69-0
◆ when punting three or fewer times	78-29-1	◆ when not committing a turnover or allowing a sack	19- 4-0
◆ with zero turnovers (176-87-2 with two or fewer)	50-24-2	◆ when holding edge in 1st downs & possession time	134-39-2
◆ when scoring 40 or more points (19-2 since joining Pac-12)	84- 3-0		

TRENDS II

ASSORTED TIMELINES

A look at some Colorado records in games over assorted periods of time:

Since Start of 1892 Season (or all-time):

➤ when scoring 43 or more points 126- 2

Since Start of 2001 Season:

➤ when opponent has under 100 yards rushing (18-4 last 22) 47-17
 ➤ when opponent scores 17 points or less (24 straight wins) 49- 5
 ➤ when rushing for 250-plus yards (12-1 300-plus) 30- 2
 ➤ with 500-plus yards total offense (3-1 with 600-plus) 28- 9

Since Start of 2013 Season:

➤ when rushing for 200-plus yards 19- 6
 ➤ when rushing and passing for at least 200 yards 14- 5
 ➤ when holding opponent under 300 yards total offense 17- 0
 ➤ with a 100-yard rusher 21- 8
 ➤ when leading at halftime 28-10
 ➤ when scoring 30 or more points 27-12
 ➤ when leading after three (3-40 trailing, 4-1 tied) 31- 6

TURNOVER ANALYSIS / DORRELL ERA

Most head coaches believe that when it comes to turnovers, they are one of the single most important factors in winning or losing ball games. Statistics usually back up the argument, thus we will chart the numbers under Karl Dorrell. A closer look:

Dorrell Era	Turnovers	Turnovers	+/-	Scoring Off Turnovers		
	Committed	Forced		PF	PA	+/-
3 WINS	2	6	+ 4	21	7	+14
0 LOSSES	0	0	0	0	0	0
3 GAMES	2	6	+ 4	21	7	+14

POST BYE WEEKS

Colorado is **30-24** in games following a bye week in the post-World War II Era (or since 1946); after the Buffaloes joined the Big Seven Conference in 1948, CU stopped playing Denver in an annual Thanksgiving game that year and byes became much rarer. In fact, the Buffs had just five bye weeks between 1948 and 1984 (going 3-2; one was created in 1963 after the assassination of JFK). Since 1985, CU has had at least one bye in 32 of 35 seasons, with two weeks off 12 of those years (including 2019) and one season with three idle Saturdays (2001, due to the Sept. 11 terrorist attacks). CU is **26-21** in games following byes dating back to 1985, which includes a **4-6** mark as a member of the Pac-12 (losing to Arizona State in 2012, at Oregon State in 2013, at USC and Oregon in 2014, at Utah in 2017 and to Arizona in 2019; and wins over UCLA in 2016 and 2018, Washington in 2019 and San Diego State in 2020).

TOUCHDOWNS ON FIRST CAREER TOUCH

Four players in the last five years have scored a touchdown on their first career touch, with one still remaining on the roster: in 2018, **WR Daniel Arias** caught a 37-yard pass from QB Steven Montez to become the 16th known player to do so in CU history (he did so in his hometown, making it even more special). Not including those players whose first career interception were returned for scores (*see elsewhere in these notes*), here's a list of known players in CU history that scored a TD the first time they touched the football:

Player	Date	Opponent	Score	How	Player	Date	Opponent	Score	How
Lamar Meyer	Sept. 18, 1954	DRAKE	W 61- 0	26 pass from Frank Bernardi	James Kidd	Sept. 11, 1993	BAYLOR	W 45-21	25 pass from Vance Joseph
Gerry Leahy	Sept. 25, 1954	COLORADO ST.	W 46- 0	8 pass from Homer Scott	Jeremy Bloom	Aug. 31, 2002	Colorado State	L 14-19	75 punt return
Leon Mavity	Sept. 30, 1961	OKLAHOMA ST.	W 24- 0	60 punt return	DaVaughn Thornton	Nov. 6, 2010	at Kansas	L 45-52	12 pass from Cody Hawkins
Chuck Morris	Nov. 25, 1961	IOWA STATE	W 34- 0	12 pass from Pat Young	Scott Fernandez	Nov. 10, 2012	at Arizona	L 31-56	71 pass from Connor Wood
Roger Wissmiller	Oct. 20, 1962	at Iowa State	L 19-57	2 pass from Frank Cesarek	Jay MacIntyre	Sept. 26, 2015	NICHOLLS STATE	W 48- 0	38 pass from Sefo Liufau
Larry Ferguson	Sept. 15, 1973	at Louisiana State	L 6-17	37 run	Kabion Ento	Sept. 10, 2016	IDAHO STATE	W 56- 7	69 pass from Steven Montez
Mike Kerin	Sept. 27, 1975	WICHITA STATE	W 52- 0	32 pass from Jeff Austin	Laviska Shenault	Sept. 9, 2017	TEXAS STATE	W 37- 3	55 punt return
Craig Keenan	Sept. 25, 1982	WYOMING	L 10-24	1 run	Daniel Arias	Oct. 20, 2018	at Washington	L 13-27	27 pass from Steven Montez

SOUTH PARK RALPHIE INTRO

Most know that the creators of Comedy Central's popular *South Park* are University of Colorado alums: **Trey Parker**, **Matt Stone** and animator **Eric Stough**. They voices **Eric Cartman**, he teamed with Eric this summer to create a short (roughly 20 seconds) vignette that debuted during the countdown to kickoff prior to the 2014 Arizona State game. It's been a hit since, especially among the CU student section. Cartman is seen in his usual garb and he introduced Ralphie before the real buffalo led the Buffs on the field.





2020 ANNIVERSARIES

The annual listing of what happened years ago, or anniversaries of 5, 10 and 25-year increments:

- 1890** (Nov. 15) The 130th anniversary of CU's first football game, a 20-0 setback to the Denver Athletic Club (in Denver).
- 1905** Due to a disagreement with the powers-that-be with the Colorado Football Association, Colorado pulls out of the league for the 1905 season, only to rejoin a year later. Thus, 1905 is the last year in CU football history it competed as an independent (going 8-1 and outscoring the foe 359-28).
- 1910** The 110th anniversary of the second of three 6-0 teams in a row while establishing the school's all-time winning streak of 21 games between 1908 and 1912. It's the first year of the Rocky Mountain Faculty Athletic Conference (RMAC), and the Buffs allow a single field goal all year in outscoring the opponent 119-3.
- 1920** (Nov. 25) CU closes a 4-1-2 season with a 40-7 win at Oklahoma State, the program's most decisive win outside of the state's borders in 21 seasons of competition and one that wouldn't be bested until a 48-7 win at Brigham Young in 1934 (sans a 43-0 win over an Hawaiian All-Star team in 1924).
- 1935** **Kayo Lam** became the first player in CU history to rush for 1,000 yards (1,043 in nine games), and CU wins its first outright conference title in 11 seasons by going 5-1 in RMAC play, sealing the title with a 14-0 win at Denver on Thanksgiving Day. And an unknown sophomore from Wellington, Colo., named **Byron White** put on a CU uniform for the first time.
- 1940** (Oct. 26) In a 62-0 win over Wyoming in Boulder, 10 different players score for the Buffaloes—still a record to this day. Seven different players score touchdowns (**Paul McClung** and **Leo Stasica** scored two), while three others tack on the conversions.
- 1950** Though it's Colorado's third year as a member of the Big 7 Conference, Oklahoma finally appears as a conference opponent for the first time. The Sooners win a tough 27-18 battle in Boulder, the first of many over the course of the decade where CU was a thorn in the side of an Oklahoma team that was in the midst of a 47-0-1 run in conference play (the lone tie a 21-21 affair with the Buffs in 1952).
- 1955** After a 34-13 win at Kansas State, the Buffs improve to 4-0 and vault to No. 14 in the nation prior to their annual showdown with Oklahoma; the following week in Norman, the No. 3 Sooners topple the Buffs, 56-21 in CU's first game as a ranked team against a ranked opponent.
- 1960** (Oct. 29) After going 0-9-1 in the previous decade against Oklahoma, the Buffs start off the new one with a 7-0 win over the Sooners in Boulder; the schools would split the 10 games in the 1960s with five wins apiece. When coupled with a 19-6 win over Nebraska the previous week, it's the first time CU defeats NU and OU in the same calendar year.
- 1965** After three straight 2-8 seasons after the program was ravaged by NCAA sanctions, **Eddie Crowder's** third team goes 6-2-2; the season opener at Wisconsin (Sept. 18) is the last 0-0 tie in Colorado history and one of the last in college football.
- 1970** (Sept. 26) No. 4 Penn State visits Boulder riding a 31-game unbeaten streak, but the No. 18 Buffaloes end the Nittany Lions impressive run with a 41-13 win before a national televised audience on ABC. The Buffs jump 10 spots in the AP poll to No. 8 (still the school best for improvement from one week to the next), and **Phil Irwin** becomes the first CU football player to grace the cover of *Sports Illustrated* the following week (and the jinx holds true as CU loses 21-20 at Kansas State). On Nov. 21, the Buffs close the regular season with a 49-19 blowout of No. 10 Air Force in the Springs.
- 1975** (Oct. 4) The Buffs almost knocked off No. 1 Oklahoma in Norman, but did knock the Sooners from No. 1 to No. 2 in the polls. CU pulled to within the eventual final score of 21-20 with 1:19 left, but elected to go for the tie against OU, which was riding a 32-game unbeaten streak at the time. The extra point kick sailed off to the left. Coach **Bill Mallory** went for the tie on the belief it could give CU the conference championship later in the year. The Buffs finished the season with a 9-3 mark, finishing third in the Big 8.
- 1980** (Oct. 4) A total of 63 school, conference and national records are set in Oklahoma's 82-42 win over the Buffaloes in Boulder. It was one of 10 losses on the year for CU, which recorded its worst record at the time (1-10) in 91 seasons of intercollegiate football.
- 1985** CU earned a bowl invitation for the first time since 1976, and wins the NCAA Most Improved Team Award (+5½ games over the 1-10 record in 1984). In a move that shocked the football world, Bill McCartney announced the Buffs would run the wishbone offense in 1985; the Buffs finish 7-5, CU's first winning season since 1978 (7-5) after going 14-51-1 the previous six seasons.
- 1990** (**30th anniversary**) Colorado clinches its first national championship in football with a 10-9 win over Notre Dame in the Orange Bowl, the second team to do so when playing what was deemed the nation's toughest schedule. Wins over Stanford, Texas, Washington, Oklahoma and Nebraska (the latter two back-to-back for the second straight year) highlighted CU's 11 wins. **Alfred Williams** wins the Butkus Award, becoming the first player in CU history to win one of college football's major postseason trophies. And unbeknownst to all involved at the time, CU gets a fifth down at Missouri to score the winning touchdown as time expired. In actuality, Colorado had two second downs when the marker and scoreboard did not change.
- 1995** CU overcomes 10 players drafted into the NFL (seven in the first 71 picks) to have a 10-win season, with all seven seniors invited to play in the Hula Bowl, **Rick Neuheisel** wins his debut as head coach with a 43-7 drubbing of Wisconsin on the road, the only CU head coach to win his first game since 1932. **QB Koy Detmer** is lost for the season with a knee injury early on, but **John Hessler** fills in and leads CU to a 10-2 mark and a Cotton Bowl win over Oregon.
- 2000** (Oct. 28) **QB Craig Ochs** becomes the first player in Colorado history to rush for a touchdown, throw for a touchdown and catch a touchdown pass in CU's 37-21 win over Oklahoma State. The lone instance in CU history was the 16th time in NCAA history at the time that this trifecta occurred.
- 2005** Colorado reappeared in the national rankings after a 25-month drought, but the Buffaloes couldn't remain there after a 7-2 start, losing their final four games of the year. CU did win the Big 12 North Division and appear in the league championship game for the fourth time in five years (a feat matched by no other team in either division). **PK Mason Crosby** was the runner-up for the Lou Groza Award, becoming CU's first-ever first-team All-American placekicker, and **P John Torp** finished second in the balloting for the Ray Guy Award.
- 2010** Unbeknownst at the time, but CU embarks on its 15th and final year as a member of the Big 12 Conference; the Buffs open the year 3-1, capped by a 29-27 win over Georgia in Boulder, but could muster just a 2-6 league record as coach **Dan Hawkins** was dismissed with three games left.
- 2015** **WR Nelson Spruce** concluded his college career with 294 receptions, the all-time best in the Pac-12 Conference; longtime "Voice of the Buffaloes," **Larry Zimmer**, retired after 42 seasons behind the microphone (1971-81, 1985-2015).

STREAKING

Colorado has active multiple win streaks going against 11 Division I-A schools. The list: **5**—Colorado State; **4**—San Jose State; **3**—Minnesota, Stanford, Utah State, Wyoming; **2**—Arizona State, Iowa, Louisiana-Monroe, Massachusetts, Nebraska, Notre Dame and San Diego State. CU's longest current losing streaks are to Southern California (14), Missouri and Texas (5), and LSU, Michigan, Ohio State and Oklahoma State (3).

**FIVE CU GAMES IN ESPN's TOP 150 ALL-TIME**

ESPN compiled all kinds of top lists commemorating the 150th anniversary of college football in 2019, and came out with its listing of the top 150 games. Five Buffalo games made the list (all wins); while we might not necessarily agree as in our opinion, the "Fifth Down" game could have been bumped for the 62-36 win over Nebraska in 2001, or the 21-21 tie with Oklahoma in 1952 (the Sooners' only blemish in Big 7 play). Five out 150 is not too bad; those games:

No. 21	Ann Arbor	Sept. 24, 1994	#7 Colorado 27, #4 Michigan 26
No. 64	Miami	Jan. 1, 1991	#1 Colorado 10, #5 Notre Dame 9 (Orange Bowl)
No. 87	Columbia	Oct. 6, 1990	#2 Colorado 33, Missouri 31
No 123	Irving	Dec. 1, 2001	#9 Colorado 39, #3 Texas 37 (Big 12 Championship)
No. 130	Boulder	Nov. 4, 1989	#2 Colorado 27, #3 Nebraska 21

Number one on the list? The true game of the century, Nov. 25, 1971, #1 Nebraska 35, #2 Oklahoma 31 in Norman, Okla.

AND OF THE TOP 150 COACHES ... CU had two on their list:

No. 87 Fred Folsom 107-28-6 (Colorado: 1895-1902 and 1908-15; 78-23-2, Dartmouth: 1903-06; 29-5-4)

Folsom enjoyed four unbeaten seasons at Colorado, including three straight from 1909-11, part of a 21-game winning streak over five seasons. That was his second tenure with the Buffs; Folsom retired from coaching in 1915 at age 42, but he continued at his chief job on the Boulder campus: He taught at the law school until 1943.

No. 144 Bill McCartney 93-55-2 (all at Colorado, 1982-94)

McCartney won seven games in his first three years at Colorado and never had a losing season again. The all-time leader in wins at the school, he won three conference championships, won the school's only national championship (in 1990) and played for the national championship in 1989. McCartney coached 1994 Heisman Trophy winner Rashaan Salaam and was inducted into the College Football Hall of Fame in 2013.

AND OF THE TOP 150 PLAYERS ... Just one Buffalo, surprisingly (was hoping for two or three (e.g. QB Darian Hagan, TB Rashaan Salaam):

No. 116 Byron "Whizzer" White (RB, Colorado, 1935-37; Rushing yards: 1,864 | Total offense: 2,538 yards | Touchdowns: 24)

White excelled on the field and in the classroom at Colorado. In 1937, the Heisman runner-up led the nation in four major statistical categories: scoring, rushing, total offense and all-purpose yards. White's record-setting 246 all-purpose yards per game stood until Barry Sanders broke the mark in 1988. White was a Phi Beta Kappa scholar and first in his class at Colorado (180 hours of A, six of B). He became a Rhodes Scholar and was No. 1 in his class at Yale. White won two Bronze Stars in Pacific combat in World War II and in 1962, President John F. Kennedy appointed him to the U.S. Supreme Court, the youngest man at the time (44 years old) to be named to the nation's highest court (approved by a voice vote).

BUFFS ON ESPN'S GAMEDAY

Colorado has hosted ESPN's College GameDay three times (Sept. 23, 1995 vs. Texas A&M, Oct. 28, 1995 vs. Nebraska, Sept. 14, 1996 vs. Michigan); the Buffs have been the visiting team on three occasions as well (Oct. 29, 1994 at Nebraska, Sept. 30, 1995 at Oklahoma, Sept. 13, 1997 at Michigan).

TRUE FRESHMAN O-LINE STARTERS

It's pretty rare when a true freshman starts on the offensive line; in fact, in Colorado history current sophomore **OT Frank Fillip** became just the 12th player to do so when he started for the first time against Oregon State. Those dozen players have combined to make a total of **51** starts; no true freshman has started the entire season on the O-line. As the late great Keith Jackson would say, here's a list of CU's "big uglies" who have started games on the line (total number of starts in last column):

Player	Pos.	First Start	Opponent	Total	Player	Pos.	First Start	Opponent	Total
Leon White	OG	Nov. 10, 1973	at Kansas	3	Kai Maiva	OG	Sept. 29, 2007	OKLAHOMA	8
Guy Thurston	OG	Nov. 10, 1979	OKLAHOMA STATE	3	Ryan Miller	OT	Oct. 13, 2007	at Kansas	6
Eric Coyle	OG	Oct. 30, 1982	OKLAHOMA	4	Max Tuioti-Mariner	OG	Sept. 6, 2008	EASTERN WASHINGTON	2
Clint Moore	OG	Sept. 7, 1991	*WYOMING	3	Alex Lewis	OT	Sept. 17, 2011	Colorado State (Denver)	1^
Dolyn Jackson	OG	Sept. 21, 1991	MINNESOTA	8	Frank Fillip	OT	Oct. 27, 2018	OREGON STATE	2
Marwan Hage	OG	Oct. 21, 2000	at Kansas	2	(*—season opener; ^—started two other games at tight end)				
Brian Daniels	OG	Sept. 20, 2003	at Florida State	9					

COLD WEATHER GAMES

With the 2020 season commencing on Nov. 7 and seven games on the schedule through Dec. 18 or 19, chances are the Buffaloes will play in at least one game that will crack the school's coldest list in its history. Here's a list of a sub-30 degree weather at kickoff in CU annals (the Buffs are **14-8-1** all-time, including a **12-2-1** mark at home, when the thermometer doesn't crack 30):

COLORADO'S COLDEST GAMES (*—night game)

Date	Opponent	Result	Temperature (WC)/Conditions	Date	Opponent	Result	Temperature (WC)/Conditions
Nov. 11, 1911	COLORADO A&M	W 31- 0	7 (-1) / snow flurries	Nov. 23, 2007	NEBRASKA	W 65-51	24 (13) / cloudy
Nov. 21, 1931	COLORADO COLLEGE	W 17- 7	10 (7) / light snow	Nov. 15, 1997	at Kansas State	L 20-37	25 (6) / cloudy & windy
Nov. 2, 1991	*NEBRASKA	T 19-19	12 (-8) / cloudy	Nov. 28, 2015	at Utah	L 14-20	26 (21) / snow flurries
Nov. 23, 1918	at Denver	L 0- 6	15 (15) / cloudy	Nov. 7, 1936	UTAH	W 31- 7	27 (23) / cloudy
Nov. 16, 1996	*KANSAS STATE	W 12- 0	16 (-3) / snow flurries	Nov. 7, 1936	UTAH	W 31- 7	27 (23) / cloudy
Nov. 23, 1991	at Iowa State	W 17-14	17 (-8) / blizzard conditions	Nov. 22, 1958	at Utah	W 7- 0	28 (11) / snowy & windy
Nov. 2, 1935	COLORADO COLLEGE	W 23- 0	18 (14) / cloudy	Nov. 13, 1976	KANSAS	W 40-17	28 (19) / overcast, light fog
Nov. 14, 1959	at Nebraska	L 12-14	19 (-1) / cloudy & windy	Nov. 30, 2019	*at Utah	L 15-45	28 (23) / partly cloudy
Nov. 11, 2000	IOWA STATE	L 27-35	19 (2) / snowfall throughout	Nov. 23, 2013	SOUTHERN CAL	L 29-47	29 (29) / partly cloudy
Nov. 23, 1985	KANSAS STATE	W 30- 0	24 (13) / sunny & windy	(four others at 29 degrees: Mines 1919 (W), UNC 1926 (W), CC 1929 (W) & 1931 (W))			

**COLORADO BY THE NUMBERS ALL-TIME HISTORIC**

- 7-9** Colorado's record in overtime games (**1-1** in 2019);
- 9** The number of Buffaloes enshrined in the College Football Hall of Fame (eight players: Byron White, Joe Romig, Dick Anderson, Bobby Anderson, Alfred Williams, John Wooten, Herb Orvis, Michael Westbrook); and one coach: Bill McCartney).
- 16** The number of career interceptions by CU's all-time leader, **S John Stearns** (1970-72).
- 19-4** Colorado's record in games since 1972 when not committing a turnover or allowing a quarterback sack (**1-1** in 2019).
- 26** All-time CU conference titles (tied for 10th nationally: OU 49, NU 46, Michigan 42, Ohio St. 38, USC 37, Tulsa 35, Alabama 31, Texas 30, Fresno St. 28, UU 26).
- 29** The number of national championships CU has won in its athletic history: 20 skiing, 8 cross country (5 men's/3 women's), 1 football.
- 30** The number of tackles by **LB Jeff Geiser** against Kansas State on Nov. 24, 1973, CU's single game record (5 solo, 25 assists).
- 30** The number of states CU has played a football game in with the most recent addition of Massachusetts in 2014.
- 35** The number of career quarterback sacks by CU's all-time leader, **OLB Alfred Williams** (1987-90).
- 35-1-1** Colorado's all-time record when rushing for 300-plus yards in a game (last: **311** against New Hampshire in 2018).
- 38-11** Colorado's record in games in its history when it has had a 100-yard rusher and a 100-yard receiver in the same game.
- 42-30** Colorado's all-time record in games decided by one (27-17) or two (15-13) points.
- 54** The number of all-time players who have rushed for 1,000 or more yards in a CU uniform (seventh in the NCAA).
- 60** The length of the school record field goal **PK Mason Crosby** made against Iowa State in 2004.
- 62-36** The final score of CU's 2001 win over BCS No. 1 Nebraska, which earned the Buffs the Big 12 North title.
- 68-24** Colorado's record in games against unranked teams in the month of November, dating back to 1985.
- 64** The length of the pass from **QB Kordell Stewart** to **WR Michael Westbrook** (via **WR Blake Anderson** tip), known as "The Catch" at Michigan.
- 67** The length of **TB Charlie Davis'** TD run against Oklahoma State on Nov. 13, 1971, one that put him over the 1,000-yard mark for the season.
- 67** The length of **TB Rashaan Salaam's** TD run against Iowa State on Nov. 19, 1994, one that put him over the 2,000-yard mark for the season.
- 70** The number of wins Colorado has over teams ranked in the Associated Press weekly polls (23rd most all-time; **47** since 1989, 20th most).
- 72** The number of yards that 64-yard pass was in the air, thrown from the CU 32 to four yards deep in the end zone to rally CU to a 27-26 win.
- 76.2** The conversion rate by the Buffaloes on 3rd-&1 since 1984 (**562 of 738**; highlighted by 30-of-30 in 1989).
- 78-15-4** Colorado's record in games from 1989-96, the nation's fourth best overall record in the nation during that time frame.
- 93** The number of wins by Bill McCartney, CU's all-time winningest coach (93-55-5, 1982-94).
- 198, 6** The number of rushing yards and touchdowns, respectively, by **TB Chris Brown** against Nebraska on Nov. 23, 2001 in CU's 62-36 win.
- 237-9** Colorado's all-time record in games when it has scored 35 or more points (**328-29-1** with 30 or more points, with **125-2** with 43 or more).
- 242** The number of consecutive games Colorado scored in between 1988 and 2008, the ninth-longest all-time in Division I football.
- 245** The number of players from CU who have played in the National Football League, a top 20 figure nationally.
- 284** The number of receiving yards by **WR Paul Richardson** (vs. California, Sept. 10, 2011), breaking the old mark of **222** first set by **WR Walter Stanley** (vs. Texas Tech, Sept. 12, 1981) and then matched by **WR Rae Carruth** (at Missouri, Nov. 2, 1996).
- 291** The number of national or regional regular season games CU has had on television since 1990, one of the top 10 figures in the nation.
- 294** The number of career receptions by CU's all-time reception leader, **WR Nelson Spruce** (2012-15).
- 304** The number of times Colorado has been ranked in the Associated Press weekly poll (26th most all-time).
- 307** The number of career points by CU's all-time scoring leader, **PK Mason Crosby** (2003-06).
- 320** The number of wins Colorado has at Folsom Field since it opened on Oct. 1, 1924 (**508** games: **320-178-10**).
- 342** The number of rushing yards by **TB Charlie Davis** against Oklahoma State on Nov. 13, 1971, CU's single-game rushing record.
- 362** The number of all-purpose yards by **TB Rashaan Salaam** at Texas on Oct. 1, 1994, CU's single-game record (317 rushing, 45 receiving).
- 409** The number of home wins Colorado has in its history (combined between campus fields, Gamble Field and Folsom Field).
- 465** The number of passing yards by **QB Mike Moschetti** against San Jose State on Sept. 11, 1999, CU's single-game passing record.
- 486** The number of games announcer **Larry Zimmer** called on the radio for the Buffaloes, the most by anyone in CU history (retired after 2015).
- 493** The number of career tackles by CU's all-time leading tackler, **ILB Barry Remington** (1982-86).
- 533** The number of passing yards against Northeast Louisiana on Sept. 16, 1995, CU's single-game record.
- 551** The number of rushing yards at Arizona on Oct. 11, 1958, CU's single-game record.
- 713** The number of wins Colorado has in its history (26th most all-time).
- 767** The number of yards of total offense against San Jose State on Sept. 11, 1999, CU's single-game record.
- 1,149** The number of receiving yards by **WR Charles Johnson** in 1992, CU's single-season record.
- 1,264** The number of games Colorado has played in its history (131 seasons of intercollegiate football).
- 2,055** The number of rushing yards **TB Rashaan Salaam** had in 1994 (the fourth at the time with a 2,000-yard season), on his way to the Heisman.
- 3,156** The number of passing yards by **QB Koy Detmer** in 1996, CU's single-season record.
- 3,347** The number of career yards by CU's all-time receiving leader, **WR Nelson Spruce** (2012-15).
- 3,940** The number of career yards by CU's all-time rushing leader, **TB Eric Bienenmy** (1987-90).
- 5,345** The elevation in feet of CU's Folsom Field (field level), the third highest stadium elevation in the FBS (behind Wyoming and Air Force).
- 9,649** The number of career passing yards by CU's all-time passing leader, **QB Steven Montez** (2016-19).
- 10,609** The number of career yards by CU's all-time total offense leader, **QB Steven Montez** (2016-19).

MONTHLY TAB

The Buffs are **12-18** all-time in the month of December (**3-3** in regular season games). Colorado is **75-61-1** in its last **137** November games (**69-45** against all-comers aside from Nebraska, going 6-16-1 against NU in turkey month, and **68-24** against unranked teams since 1985. The Buffs are **59-63-2** in their last **124** October games dating back to 1989 and is **71-41** in its last **112** September games, a pretty decent record considering the quality of non-conference schedule CU almost annually plays. CU is **4-3-1** in August games in its history.

**300+AT FOLSOM**

Colorado is **320-178-10** in its 97th season playing its home games at Folsom Field (**508** in all). The first game at Folsom was Oct. 11, 1924 (*then known as Colorado Stadium, built at a cost of \$75,000*). Previously, CU was **61-14-6** at Gamble Field and **28-8** on other grass areas of campus; the Buffs are **409-200-16** all-time at home. The 2016 season marked CU's first winning one at home in six years, as the Buffaloes went **6-0**; Colorado's last winning record at home had been in 2010 (with a 4-2 mark); it was CU's first undefeated season at home since 1994, when the Buffs went 6-0 in the late Rashaan Salaam's Heisman Trophy winning year. Over the 2011-12 seasons, CU was just 1-10 in Boulder before going 3-3 in Folsom in Mike MacIntyre's first season; the Buffs pulled even at home under "Mac" with the 6-0 mark in 2016 and finished **18-17** at Folsom in his tenure. CU is **2-0** at home under Karl Dorrell.

RANKED "UNDEFEATEDS" FALL AT FOLSOM

Eleven ranked, undefeated teams have lost their "0" in the loss column at Folsom Field since 1989. The last was Kansas in 2009, as the Jayhawks (5-0) hit town ranked No. 17 and lost 34-30. In 2007, Oklahoma (4-0) rolled in ranked No. 3 and left with a 27-24 setback; in 2002, Kansas State came to Boulder ranked No. 13 at 4-0 and lost, 35-31. Two bit the dust in 2001: Nebraska (11-0, No. 1 in the BCS and No. 2 in the polls) fell 62-36 game to the Buffs, as did Texas A & M (5-0, No. 20), 31-21. In 1998, No. 22 Texas Tech (6-0) lost 19-17; in 1995, No. 3 Texas A&M (2-0) lost, 29-21; in 1994, No. 10 Wisconsin (2-0) was crushed, 55-17; and in 1990, No. 12 Washington (3-0) left a 20-14 loser. In 1989, No. 10 Illinois (2-0) lost 38-7 and No. 3 Nebraska (8-0) fell, 27-21. (*Not included is a 43-10 win over No. 23-FCS Charleston Southern in 2013, which came to Boulder with a 7-0 mark.*)

THE PRIMO TWENTY-FOUR

Colorado is one of just **24** schools in I-A/FBS history to be able to make the claim of winning (or sharing) a national championship and also having a Heisman Trophy winner. The criteria for national championship consideration included those crowned by the *Associated Press*, the coaches, the BCS and the CFP; 30 total schools at one point in the past have been able to claim the throne. This prestigious short list (Alabama is the latest to join, doing so in 2009):

School	National Championships	Heisman Trophies	School	National Championships	Heisman Trophies
Alabama	1961-64-65-73-78-79-92-09-11-12-15	2009-15	Nebraska	1970-71-94-95-97	1972-83-2001
Army	1944-45	1945-46-58	Notre Dame	1943-46-47-49-66-73-77-88	1943-47-49-53-56-64-87
Auburn	1957-2010	1971-85-2010	Ohio State	1942-54-57-68-2002	1944-50-55-74-75-95-2006
Brigham Young	1984	1990	Oklahoma	1950-55-56-74-75-85-2000	1952-69-78-2003-08-17-18
Colorado	1990	1994	Penn State	1982-86	1973
Florida	1996-2006-08	1966-96-2007	Pittsburgh	1937-76	1976
Florida State	1993-99-2013	1993-2000-13	Syracuse	1959	1961
Georgia	1980	1942-82	Texas	1963-69-70-2005	1977-98
Louisiana State	1958-2003-19	1959-2019	Texas A & M	1939	1957-2012
Miami, Fla.	1983-87-89-91-2001	1986-92	TCU	1938	1938
Michigan	1948-97	1940-91-97	UCLA	1954	1967
Minnesota	1936-40-60	1941	USC	1962-67-72-74-78-2003-04	1965-68-79-81-2002-04-05

Schools with national championships and no Heisman winner are Michigan State (2), Tennessee (2) and Clemson, Georgia Tech, Maryland and Washington (all 1).

THE BUFFS & COLLEGE FOOTBALL HARDWARE

Colorado is in an elite group when it comes to claiming college football's prestigious trophies dating back to the 1990 season. A proliferation of awards has emerged since the late 1980s, and the Buffs are near the top of the list when it comes to collecting these statues. CU has had seven different players win nine trophies over the last 29 seasons (1990-2018), the 18th most nationally when it comes to trophies (and tied for 17th as well in the number of *different* players who have been honored). The below postseason "hardware" count includes the Heisman Trophy and the Lombardi, Maxwell, Walter Camp, Butkus, Thorpe, O'Brien, Ullrich, Groza, Biletnikoff, Doak Walker, Nagurski, Bednarik, Mackey, Tatupu (defunct), Ray Guy, Rimington, Lott, Hendricks, Hornung and Bullworth (on-field player awards only—for example, if the Draddy/Campbell was included, CU would have one more on each list; so players only, no coaches, no "fad" awards around for a year or two, and no Disney Spirit, Orange Bowl Courage, etc. awards). The list of schools that have had winners between 1990 and 2018 (players only; LSU and Michigan players shared the 2004 Rimington Award and thus were both compensated for in the trophy count):

School	Players Trophies	School	Players Trophies	School	Players Trophies	School	Players Trophies	School	Players Trophies
Alabama	22 31	Iowa	10 10	Texas Tech	5 5	Northwestern	1 4	Temple	1 2
Oklahoma	16 27	Clemson	8 10	Utah	5 5	Washington State	3 3	Cincinnati	1 1
Ohio State	15 26	Stanford	7 10	TCU	4 5	Illinois	3 3	Colorado State	1 1
Texas	12 23	UCLA	8 9	Washington	4 5	Memphis	3 3	East Carolina	1 1
Florida State	12 22	COLORADO	7 9	Arizona State	3 5	Oregon State	3 3	Florida Atlantic	1 1
Louisiana State	11 19	Arizona	6 9	Baylor	3 5	Louisiana Tech	2 3	Fresno State	1 1
Michigan	10 18	Oregon	5 9	Tennessee	3 5	Maryland	2 3	Hawai'i	1 1
Penn State	10 18	Texas A&M	7 8	Brigham Young	2 5	Virginia Tech	2 3	Houston	1 1
Miami, Fla.	9 17	Auburn	5 8	Georgia Tech	4 4	California	2 2	Marshall	1 1
Wisconsin	13 16	Louisville	5 8	Kansas State	4 4	Missouri	2 2	Mississippi State	1 1
Florida	8 15	Pittsburgh	3 7	Michigan State	4 4	Tulane	2 2	Rutgers	1 1
Notre Dame	8 15	Oklahoma State	6 6	Purdue	4 4	Virginia	2 2	South Carolina	1 1
Nebraska	9 14	Arkansas	4 6	Minnesota	3 4	Wake Forest	2 2	Southern Miss	1 1
USC	8 13	Kentucky	4 6	Mississippi	3 4	West Virginia	2 2	Syracuse	1 1
Georgia	8 11	Boston College	3 6	N.C. State	3 4	North Carolina	1 2	Wyoming	1 1

ALL-TIME CONSENSUS ALL-AMERICANS

Colorado is tied for 21st all-time with **31** consensus All-America selections, the fourth-most among Pac-12 schools (per NCAA guidelines: players need to be named first-team on at least two of the five organizations the NCAA recognizes: AFCA, AP, FWAA, Walter Camp and *The Sporting News*). The top 25:

Notre Dame 102, Ohio State 85, Michigan 83, Oklahoma 81, USC 81, Alabama 74, Texas 60, Nebraska 54, Pittsburgh 51, Florida State 45, Penn State 42, UCLA 41, Tennessee 40, Army 37, Stanford 37, LSU 35, Miami-Fla. 35, Georgia 33, Minnesota 33, Florida 32, **Colorado 31**, Michigan State 31, Auburn 30, Texas A&M 30, California 29, Wisconsin 29 (rest of Pac-12: 32. Washington 23; 37. Arizona State 18; 39. Arizona 16; 56. Oregon State, Utah, Washington State 8; 60. Oregon 7).



2020 PAC-12 SCHEDULES & RESULTS

ARIZONA (0-3)

(N 7) ◆ at Utah	Canceled
30 ◆ SOUTHERN CALIFORNIA	34
27 ◆ at Washington	44
10 ◆ at UCLA	27
D 5 ◆ COLORADO	
D 11 ◆ ARIZONA STATE	
D 18 (or 19) P12 Ch Game or TBD	

ARIZONA STATE (0-1)

27 ◆ at Southern California	28
(N14) ◆ CALIFORNIA	Canceled
(N21) ◆ at Colorado	Canceled
(N28) ◆ UTAH	Canceled
D 5 ◆ UCLA	
D 11 ◆ at Arizona	
D 18 (or 19) P12 Ch Game or TBD	

CALIFORNIA (0-3)

(N 7) ◆ WASHINGTON	Canceled
(N14) ◆ at Arizona State	Canceled
10 ◆ at UCLA	34
27 ◆ at Oregon State	31
23 ◆ STANFORD	24
D 5 ◆ OREGON	
D 12 ◆ at Washington State	
D 18 (or 19) P12 Ch Game or TBD	

COLORADO (3-0)

48 ◆ UCLA	42
35 ◆ at Stanford	32
(N21) ◆ ARIZONA STATE	Canceled
(N28) ◆ at Southern Cal	Canceled
20 SAN DIEGO STATE	10
D 5 ◆ at Arizona	
D 11 ◆ UTAH	
D 18 (or 19) P12 Ch Game or TBD	

OREGON (3-1)

35 ◆ STANFORD	14
43 ◆ at Washington State	29
38 ◆ UCLA	35
38 ◆ at Oregon State	41
D 5 ◆ at California	
D 12 ◆ WASHINGTON	
D 18 (or 19) P12 Ch Game or TBD	

OREGON STATE (2-2)

28 ◆ WASHINGTON STATE	38
21 ◆ at Washington	27
31 ◆ CALIFORNIA	27
41 ◆ OREGON	38
D 5 ◆ at Utah	
D 12 ◆ at Stanford	
D 18 (or 19) P12 Ch Game or TBD	

SOUTHERN CAL (3-0)

28 ◆ ARIZONA STATE	27
34 ◆ at Arizona	30
33 ◆ at Utah	17
(N28) ◆ COLORADO	Canceled
D 6 ◆ WASHINGTON STATE	
D 12 ◆ at UCLA	
D 18 (or 19) P12 Ch Game or TBD	

STANFORD (1-2)

14 ◆ at Oregon	35
32 ◆ COLORADO	35
N 21 ◆ WASHINGTON ST.	Canceled
24 ◆ at California	23
D 5 ◆ at Washington	
D 12 ◆ OREGON STATE	
D 18 (or 19) P12 Ch Game or TBD	

UCLA (2-2)

42 ◆ at Colorado	48
(N14) ◆ UTAH	Canceled
34 ◆ CALIFORNIA	10
35 ◆ at Oregon	38
27 ◆ ARIZONA	10
D 5 ◆ at Arizona State	
D 12 ◆ SOUTHERN CALIFORNIA	
D 18 (or 19) P12 Ch Game or TBD	

UTAH (0-2)

(N 7) ◆ ARIZONA	Canceled
(N14) ◆ at UCLA	Canceled
17 ◆ SOUTHERN CALIFORNIA	33
(N28) ◆ at Arizona State	Canceled
21 ◆ at Washington	24
D 5 ◆ OREGON STATE	
D 11 ◆ at Colorado	
D 18 (or 19) P12 Ch Game or TBD	

WASHINGTON (3-0)

◆ at California	Canceled
27 ◆ OREGON STATE	21
44 ◆ ARIZONA	27
(N27) ◆ at Washington St.	Canceled
24 ◆ UTAH	21
D 5 ◆ STANFORD	
D 12 ◆ at Oregon	
D 18 (or 19) P12 Ch Game or TBD	

WASHINGTON ST. (1-1)

38 ◆ at Oregon State	28
29 ◆ OREGON	43
(N21) ◆ at Stanford	Canceled
(N27) ◆ WASHINGTON	Canceled
D 6 ◆ at Southern California	
D 12 ◆ CALIFORNIA	
D 18 (or 19) P12 Ch Game or TBD	

KEY: ◆—Pac-12 Conference game.

OPPONENTS & 2020 SCHEDULE TIDBITS

The six opponents on the 2020 Colorado schedule combined for a **39-37** record in 2019 (51.3 winning percentage); the 12 teams on the original schedule combined for an **81-70** mark in 2019 (53.6 winning percentage); seven teams earned bowl invitations and six won eight or more games.

- The three canceled non-conference games due to the pandemic were at Colorado State (Sept. 5), Fresno State in Boulder (Sept. 12) and at Texas A&M (Sept. 19). After the Pac-12 released revised schedules on July 31, games that were eventually cancelled included home games against Washington State and Oregon State and road games at Oregon (which would have been the new opener on Sept. 26) and Washington.
- The Sept. 5 game canceled at Colorado State was the last in an 11-game series renegotiated and signed in December 2009; the 2010 through 2019 games were scheduled for and played in Denver, with the 2020 contest in Fort Collins (which was to be the first home game in the series for CSU since 1996). The schools will not play in 2021 or 2022 and will resume their series in 2023 (Sept. 16 in Boulder and Sept. 14 in Fort Collins). The series then will go on hiatus until 2029-30, when tentative dates have been discussed but nothing contractually signed at this time. The neighboring rivals had played every year since 1995 and 31 times dating back to 1983 when the series resumed after a 25-year dormancy (CU leads overall, 67-22-2, and 23-8 since '83).
- Colorado and Texas A&M were set to resume their rivalry from their Big 12 Conference days; they last met in 2009.
- This was Colorado's latest season opener in 102 years, or since Nov. 16, 1918; that year the start of the season was also delayed to an influenza pandemic at the end of World War I, brought back to the states from returning servicemen. CU lost that game at home to Colorado State Teachers College (now Northern Colorado), 9-0. The only other season that started later was CU's first in 1890 (a 20-0 loss at the Denver Athletic Club on Nov. 15).
- The last time a conference opponent was the foe in a season opener was in 1961, when CU defeated Oklahoma State in Boulder, 24-0.
- The Buffaloes opened on a Saturday for the first time since 2012 after opening on a weeknight for the six straight seasons (2014, 2016, 2017, 2018 and 2019 in Denver, 2015 in Honolulu); the Buffs opened the 2013 season on a Sunday. All but two of CU's 27 head coaches, including Karl Dorrell, opened their CU head coaching careers on a Saturday (exceptions—the previous two: Mike MacIntyre in 2013 and Mel Tucker in 2019).
- In its 10th season in the Pac-12, CU opened Pac-12 play at home for the fifth time in the last seven years. CU is 5-5 overall in Pac-12 openers (2-4 at home).
- **Friday Night Lights.** The Buffaloes will play on a Friday night at least once (Dec. 11 versus Utah) for the seventh straight year. Colorado is 18-25 all-time on Fridays, which includes an 8-10 record at night (CU is 5-7 on Friday nights since joining the Pac-12, 1-6 in league games).
- With the one Friday night affair, Colorado will have had at least one regular season game on a non-Saturday for the 25th straight season; the Buffs had played the Friday after Thanksgiving from 1996 through 2012, a span of 17 seasons (Nebraska 1995-2010, Utah 2011-12). But starting in 2013, the game with the Utes has been passed on by the Pac-12's television partners for Friday airing.
- The Dec. 11 home game against Utah will be the latest home game at Folsom Field in CU history (as would be a game played on Dec. 18 or 19 should CU host one of those dates). There have been just four December home games in school history: in 1890 (Dec. 13 vs. Colorado Mines); in 1903 (Dec. 5 vs. Colorado Mines); in 1918 (Dec. 7 vs. Colorado College); and in 1961 (Dec. 2 vs. Air Force). The latter is the latest game played in Folsom Field; in 1939, the only home game on Nov. 30 took place (vs. Denver).
- And with the season finale set for Dec. 18 or 19, it will be the latest game to ever end the regular schedule. The 1890 finale was on Dec. 13; three regular seasons ended on Dec. 7 (1918, 1963, when a game against Air Force was delayed two weeks due to the assassination of President John F. Kennedy and in 2002 (Big 12 title game against Oklahoma).
- Colorado is now scheduled to travel **3,391** ground and air miles round-trip for its non-Boulder games in 2020 after the USC trip was canceled: Stanford (San Francisco, 2,042) and Arizona (Tucson, 1,349). CU traveled **7,014** miles in 2019. *Where applicable, includes 83 round trip miles to DIA.*
- The USC game was the first canceled game in a season for CU since 2013, when Fresno State was supposed to visit Boulder but the game was called off after a major rainstorm and ensuing flooding of the 500- or 1,000-year type paralyzed the town.





2020 PAC-12 REVISED COMPOSITE SCHEDULE & RESULTS

Original Week Zero (Aug. 29) **CANCELED**

Hawai'i at Arizona
New Mexico State at UCLA
California at Nevada-Las Vegas, TBA

Original Week One (Sept. 3-5) **CANCELED**

(Sept. 3) Northern Arizona at Arizona State
(Sept. 3) Brigham Young at Utah
(Sept. 3) Oregon State at Oklahoma State
Colorado at Colorado State
Michigan at Washington
North Dakota State at Oregon
Portland State at Arizona
Southern California vs. Alabama (at Arlington)
TCU at California
UCLA at Hawai'i
Washington State at Utah State
William & Mary at Stanford

Original Week Two (Sept. 12) **CANCELED**

Fresno State at Colorado
*Stanford at Arizona
Arizona State at Nevada-Las Vegas
Cal Poly at California
Colorado State at Oregon State
Houston at Washington State
Montana State at Utah
New Mexico at Southern California
Ohio State at Oregon
Sacramento State at Washington

Original Week Three (Sept. 19) **CANCELED**

Colorado at Texas A&M
*Southern California at Stanford
Arizona at Texas Tech
Brigham Young at Arizona State
Hawai'i at Oregon
Idaho at Washington State
Portland State at Oregon State
UCLA at San Diego State
Utah at Wyoming
Utah State at Washington

Revised Week One (Nov. 7)

*COLORADO 48, UCLA 42
*OREGON 35, Stanford 14
*SOUTHERN CALIFORNIA 28, Arizona State 27
*Washington State 38, OREGON STATE 28
Canceled: *Arizona at Utah
Canceled: *Washington at California

Revised Week Two (Nov. 14)

*Colorado 35, STANFORD 32
*Southern California 34, ARIZONA 30
*Oregon 32, WASHINGTON STATE 29
*Washington 27, OREGON STATE 21
Canceled: *California at Arizona State
Canceled: *Utah at UCLA
(Nov. 15) *UCLA 34, California 10

Revised Week Three (Nov. 21)

*OREGON 38, UCLA 35
*OREGON STATE 31, California 27
*Southern California 33, UTAH 17
*WASHINGTON 44, Arizona 27
Canceled: *Arizona State at Colorado
Canceled: *Washington State at Stanford

Revised Week Four (Nov. 28)

(Nov. 27) *Stanford 24, CALIFORNIA 23
(Nov. 27) *OREGON STATE 41, Oregon 38
(Nov. 27) **Canceled:** *Washington at Washington State
COLORADO 20, San Diego State 10
*UCLA 27, Arizona 10
*Washington 24, UTAH 21
Canceled: *Colorado at Southern California
Canceled: *Utah at Arizona State

Revised Week Five (Dec. 5)

*Colorado at Arizona (FS1), 5:00 p.m.
*Oregon at California (ESPN), 5:00 p.m.
*Oregon State at Utah (ESPN), 8:30 p.m.
*Stanford at Washington (FOX), 2:00 p.m.
*UCLA at Arizona State (FS1), 8:30 p.m.
(Dec. 6) *Washington St. at Southern Cal (FS1), 7 p.m.

Revised Week Six (Dec. 12)

(Dec. 11) *Utah at Colorado (FS-1), 7:30 p.m.
(Dec. 11) *Arizona State at Arizona (ESPN), TBA
*California at Washington State, TBA
*Stanford at Oregon State, TBA
*Southern California at UCLA, TBA
*Washington at Oregon, TBA

Revised Week Seven (Dec. 19)

(Dec. 18) Pac-12 Championship at campus host, TBD
Five Division Crossover Games TBD

All times listed are MDT/MST. Home team in CAPS. *—denotes Pacific-12 Conference game. Television selections Sept. 26 and beyond are made on 12 days' notice by the Pac-12 television partners (ESPN/ABC, FOX/FOX Sports 1 or 2, Pac-12 Networks); ESPN/ABC also has an option of utilizing a 6-day selection process three times annually. In 2020, all games the first six weeks of the season will be broadcast on the ESPN/ABC and FOX family of networks (week 7 is to be determined with the crossover games). With the advent of the Pac-12 Networks (National; Arizona, Mountain, Oregon, Northern California, Southern California, Washington), all conference games and non-league home games have been televised (79 in all in 2019). ABC's standard afternoon regional telecast window is at 1:30 p.m. MT in addition to a number of prime-time windows (5:30 p.m. MT; those games will be selected from the Pac-12, American Athletic, ACC, Big 10 or Big 12). ESPN/ESPN 2/FS-1 utilize several windows, including 7 p.m. MT on Thursdays (those games are selected by June 1).

2020 PAC-12 CONFERENCE STANDINGS

South Division (-1)

School (AP/Coaches/CFP)	conference-----					overall-----					Next Up
	W	L	Pct.	Pts	Opp	W	L	Pct.	Pts	Opp	
Southern California (#17/#16/#20)	3	0	1.000	95	74	3	0	1.000	95	74	D 4 WASHINGTON STATE
COLORADO (RV/RV/--)	2	0	1.000	83	74	3	0	1.000	103	84	D 5 at Arizona
UCLA	2	2	.500	138	106	2	2	.500	138	106	D 5 at Arizona State
Arizona State	0	1	.000	27	28	0	1	.000	27	28	D 5 UCLA
Utah	0	2	.000	38	57	0	2	.000	38	57	D 5 OREGON STATE
Arizona	0	3	.000	67	105	0	3	.000	67	105	D 5 COLORADO

North Division (+1)

School (AP/Coaches/CFP)	conference-----					overall-----					Next Up
	W	L	Pct.	Pts	Opp	W	L	Pct.	Pts	Opp	
Washington (#23/#23/#22)	3	0	1.000	95	69	3	0	1.000	95	69	D 5 STANFORD
Oregon (#21/#20/#23)	3	1	.750	154	119	3	1	.750	154	119	D 5 at California
Washington State	1	1	.500	67	71	1	1	.500	67	71	D 4 at Southern California
Oregon State (RV/--/--)	2	2	.500	121	130	2	2	.500	121	130	D 5 at Utah
Stanford	1	2	.333	70	93	1	2	.333	70	93	D 5 at Washington
California	0	3	.000	60	89	0	3	.000	60	89	D 5 OREGON

THE SEVENTH GAME MATCH-UPS (DEC. 19)

If CU is not in the Pac-12 Championship Game on Friday, Dec. 18, there will division cross-over games on Saturday, Dec. 19. How those games will be determined will depend on any COVID-19 postponements and then where teams finish in their respective division. A statement on Nov. 5 from the Pac-12 Office: "The Pac-12 has made the determination to preserve as much flexibility for these games as possible given the potential for COVID-19 disruptions that could lead to the need to reschedule important matchups. The conference plans to review games later in the season and will make an announcement at that time on our approach."



**A LOOK AT THE PAC-12 DIVISIONS**

After the Pac-12 announced it was expanding to 12 teams in 2010 with the late spring additions of Colorado (June 10) and Utah (June 17), later that year the divisions in football only were announced: CU and Utah joined Arizona, Arizona State, Southern California and UCLA in the Pac-12 South; the Oregon and Washington schools along with Cal and Stanford would comprise the Pac-12 North. Here's a look at the divisions and the all-time records of each program as listed by the NCAA through games of November 28 (2020 records in parenthesis):

PAC-12 SOUTH	Seasons	Games	W	L	T	Pct.	PAC-12 NORTH	Seasons	Games	W	L	T	Pct.
Arizona (0-3)	117	1,126	617	476	33	.566	California (1-2).....	125	1,274	677	546	51	.552
Arizona State (0-1)	108	1,046	622	400	24	.607	Oregon (3-1)	125	1,218	672	500	46	.570
Colorado (3-0)	131	1,264	713	515	36	.578	Oregon State (2-2).....	124	1,201	539	612	50	.470
Southern California (3-0).....	127	1,255	850	351	54	.698	Stanford (1-2).....	114	1,176	658	469	49	.581
UCLA (2-2)	102	1,079	611	431	37	.584	Washington (3-0).....	131	1,250	746	454	50	.616
Utah (0-2)	127	1,188	688	469	31	.593	Washington State (1-1).....	125	1,163	553	565	45	.495
Totals	6,958	4101	2642	215	.605		Totals	7,282	3845	3146	291	.548	

ALL-TIME PAC-12 HEAD-TO-HEAD SERIES RECORDS

A look at the team versus team football histories in the Pac-12 (won-lost-tied; does not include vacated games):

School	UA	ASU	CAL	COLO	OREG	OSU	STAN	UCLA	USC	UTAH	WASH	WSU	Totals
Arizona	40-42-1	19-14-2	8-14	17-27	24-16-1	14-17	16-26-2	8-36	19-24-2	11-23-1	27-17	204-255- 9
Arizona State	42-40-1	17-18	8-3	18-20	29-13-1	17-14	14-21-1	13-24	22-9	20-16	27-15-2	227-194- 5
California	14-19-2	18-17	6-4	38-39-1	37-35	42-52-6	34-56-1	31-71-5	6-6	42-55-4	47-28-5	315-382-24
Colorado	14-8	3-8	4-6	9-13	5-6	6-6	5-11	0-14	32-31-3	6-12-1	6-7	90-122- 4
Oregon	27-17	20-18	39-38-1	13-9	66-48-10	34-46-1	30-40	21-39-2	23-10	47-60-5	49-42-7	370-367-25
Oregon State	16-24-1	14-29-1	35-37	6-5	48-66-10	25-58-3	17-43-4	11-63-4	11-10-1	34-68-4	47-55-3	264-458-31
Southern California	36-8	24-13	71-31-5	14-0	39-21-2	63-11-4	64-33-3	50-32-7	13-6	52-30-4	60-10-4	486-195-29
Stanford	17-14	14-17	52-42-6	6-6	46-34-1	58-25-3	42-46-3	33-64-3	4-5	42-43-4	40-29-1	354-325-21
UCLA	26-16-2	21-14-1	56-34-1	11-5	40-30	43-17-4	46-42-3	32-50-7	11-7	40-32-2	41-20-1	367-267-21
Utah	24-19-2	9-22	6-6	31-32-3	10-23	10-11-1	5-4	7-11	6-13	2-13	8-9	118-163- 6
Washington	23-11-1	16-20	55-41-4	12-6-1	60-48-5	68-34-4	43-42-4	32-40-2	30-52-4	13-2	74-32-6	416-329-31
Washington State	17-27	15-27-2	29-47-5	7-6	42-49-7	55-47-3	29-40-1	20-41-1	10-60-4	9-8	32-74-6	265-426-28

PERCEPTION

Here's a quick fact when it came to CU and Utah joining the Pac-12 back in 2010: the two are travel partners, and most assumed it would not be a cozy as the other five pairs. Well, first of all, it's not like they travel together, the same teams will roll into Boulder and Salt Lake City the same weekends, and the other schools will host CU and Utah in one order or the other. The campuses of CU and Utah are 356 miles apart; did you know Washington and Washington State's campuses are 252 miles apart? And the Arizona schools are separated by 102 miles; the others are all under 40, with USC and UCLA the closest. Bottom line is that CU and Utah are not really that far out of whack (Texas A&M and Texas Tech are further apart than the Buffs and the Utes by some 29 miles).

**FOLSOM FIELD RANKED SEVENTH TOUGHEST PLACE TO PLAY**

Yahoo! Sports in 2012 came out with its top 25 toughest places to play list, and lo and behold, Folsom Field came in at No. 7. In ranking CU in that spot, Yahoo! wrote: "Folsom Field, home of the Colorado Buffaloes, is one of the most underrated venues in college sports. The fans here always cheer hard and loud, and they are quite respectful and friendly to visiting fans." The Top 10 were comprised of: 1. Ohio State (*Ohio Stadium*); 2. Florida (*Ben Hill Griffin Stadium, a.k.a. the Swamp*); 3. Louisiana State (*Tiger Stadium, a.k.a., Death Valley*); 4. Auburn (*Jordan-Hare Stadium*); 5. Michigan State (*Spartan Stadium*); 6. Miami, Fla. (*Sun Life Stadium*); 7. Colorado (*Folsom Field*); 8. West Virginia (*Mountaineer Field at Milan Puskar Stadium*); 9. Iowa (*Kinnick Stadium*); 10. Texas A&M (*Kyle Field*). The next Pac-12 school on the list was Oregon (*Autzen Stadium*) at No. 21, with Washington at No. 23 (*Husky Stadium*).

FOLSOM FIELD #1

In 2017, *LawnStarter.com* ranked its top 16 College Football Stadiums with the Best Natural Scenery, and lo and behold, coming in at the top was CU's own **Folsom Field**. The top 10: 1. Folsom Field (Colorado); 2. Lavell Edwards Stadium (BYU); 3. Utah Stadium (Utah); 4. Romney Stadium (Utah State); 5. Rose Bowl (UCLA); 6. Sun Bowl (UTEP); 7. Ryan Field (Northwestern); 8. Scott Stadium (Virginia); 9. Michie Stadium (Army); 10. Kidd Brewer Stadium (Appalachian State); 11. Dowdy-Ficklen Stadium (East Carolina); 12. Dix Stadium (Kent State); 13. Memorial Stadium (California); 14. Kenan Stadium (North Carolina); 15. Memorial Stadium (Kansas); 16. Spartan Stadium (San Jose State).

The same publication ranked CU's natural grass field the third best national behind Iowa State (Jack Trice Field) and Northwestern (Ryan Field).

U.S. NEWS & WORLD REPORT TABS BOULDER #1

In October 2020, *U.S. News & World Report* released its annual ranking of the top 150 places to live in the United States. In its summary, the publication wrote: "Snug against the foothills where the Great Plains give rise to the Rocky Mountains, Boulder is nothing if not a looker. This city reveals its spectacle at the crest of a hill on U.S. Route 36 from Denver with its iconic sandstone slabs rising from the mountains, prefaced by pine-clad mesas and cradled within the backdrop of the snow-capped Indian Peaks." Boulder received high scores for desirability, job market and quality of life (also receiving the No. 1 ranking in the latter).

The top 10: 1. Boulder; 2. Denver; 3. Austin, Texas; 4. Colorado Springs; 5. Fort Collins, Colo.; 6. Charlotte, N.C.; 7. Des Moines, Iowa; 8. Fayetteville, Ark.; 9. Portland, Ore.; 10. San Francisco. Other Pac-12 Metro Areas: 13. Seattle; 29. San Jose, Calif.; 31. Salt Lake City; 53. Phoenix; 76. Eugene; 80. Salem, Ore.; 85. Spokane; 97. Los Angeles; 113. Tucson.



ACTIVE COLORADO CAREER STATISTICAL CHARTS

RUSHING

Rk	Player (Seasons)	Att.	Yards	Avg.	TD
1	Eric Bieniemy (1987-90)	699	3,940	5.63	41
2	Phillip Lindsay (2014-17)	750	3,707	4.94	36
3	Rodney Stewart (2008-11)	809	3,598	4.45	25
4	Rashaan Salaam (1992-94)	486	3,057	6.29	33
5	Bobby Purify (2000-04)	595	3,016	5.07	20
10	Herchell Troutman (1994-97)	568	2,487	4.38	21
15	Kayo Lam (1933-35)	313	2,140	6.84	18
20	Carroll Hardy (1951-54)	291	1,999	6.87	23
25	William Harris (1965-67)	330	1,585	4.80	4
30	Mark Hatcher (1984-87)	375	1,470	3.92	16
35	Erich Kissick (1986-89)	256	1,297	5.07	8
40	Michael Adkins II (2013-17)	247	1,200	4.86	13
50	Chuck Weiss (1958-60)	242	1,039	4.29	12
55	Willie Beebe (1978-81)	229	967	4.22	9
60	Alex Fontenot (2018-20)	196	917	4.68	6
103	Jaren Mangham (2019-20)	124	465	3.75	5
108	Jarek Broussard (2020)	90	432	4.80	3

PASSING

Rk	Player (Seasons)	Att-Com-Int	Pct.	Yards	TD	Rating
1	Steven Montez (2016-19)	1312-820-32	62.5	9,649	63	135.25
2	Sefo Liufau (2013-16)	1383-870-36	62.9	9,568	60	130.13
3	Cody Hawkins (2007-10)	1214-667-41	54.9	7,409	60	115.76
4	Joel Klatt (2002-05)	1095-666-33	60.8	7,375	44	124.63
5	Kordell Stewart (1991-94)	785-456-19	58.1	6,481	33	136.47
6	Tyler Hansen (2008-11)	872-505-28	57.9	5,705	35	119.69
7	Koy Detmer (1992-96)	594-350-25	58.9	5,390	40	148.95
8	Mike Moschetti (1998-99)	607-366-19	60.3	4,797	33	138.36
9	John Hessler (1994-97)	627-347-26	55.3	4,788	34	129.09
10	Steve Vogel (1981-84)	688-309-33	44.9	3,912	27	96.03
11	Darian Hagan (1988-91)	424-213-19	50.2	3,801	27	137.59
36	Sam Noyer (2017-20)	125- 73- 4	58.4	829	4	118.27

TOTAL OFFENSE

Rk	Player (Seasons)	Rush	Pass	Total	TDR
1	Steven Montez (2016-19)	960	9,649	10,609	74
2	Sefo Liufau (2013-16)	941	9,568	10,509	73
3	Kordell Stewart (1991-94)	1,289	6,481	7,770	48
4	Cody Hawkins (2007-10)	-159	7,409	7,250	67
5	Joel Klatt (2002-05)	-130	7,375	7,245	47

RECEIVING (Receptions)

Rk	Player (Seasons)	No.	Yards	Avg.	TD
1	Nelson Spruce (2012-15)	294	3,347	11.4	23
2	Scotty McKnight (2007-10)	215	2,521	11.7	22
3	Shay Fields (2014-17)	190	2,552	13.4	21
4	Michael Westbrook (1991-94)	167	2,548	15.3	19
5	Paul Richardson (2010-13)	156	2,412	15.5	21
6	Phil Savoy (1994-97)	152	2,176	14.3	14
7	Bryce Bobo (2014-17)	150	1,638	10.9	10
8	Laviska Shenault (2017-19)	149	1,943	13.0	10
9	Devin Ross (2013-17)	140	1,621	11.6	9
10	Javon Green (1997-2000)	136	2,031	14.9	17
11	Rae Carruth (1992-96)	135	2,540	18.8	20
12	Derek McCoy (2000-03)	134	2,038	15.2	20
13	Charles E. Johnson (1990-93)	127	2,447	19.3	15
14	Monte Huber (1967-69)	111	1,436	12.9	5
15	Phillip Lindsay (2014-17)	110	976	8.8	3
16	*Daniel Graham (1998-2001)	106	1,543	14.6	11
17	Patrick Williams (2005-08)	104	1,070	10.3	3
18	Dusty Sprague (2004-07)	103	1,261	12.2	4
19	*Christian Fauria (1991-94)	98	1,058	10.8	11
20	Darrin Chiaverini (1995-98)	97	1,199	12.4	6
21	D.J. Hackett (2002-03)	93	1,194	12.8	9
21	K.D. Nixon (2017-20)	93	1,154	12.4	7
21	Rodney Stewart (2008-11)	93	969	10.4	0
24	*Dave Hestera (1981-83)	91	1,057	11.6	2
25	Tony Jones (2011-14)	90	558	6.2	3
59	Dimitri Stanley (2018-20)	48	557	11.5	3
89	Brady Russell (2018-20)	33	339	10.3	3
105	Alex Fontenot (2018-20)	27	122	4.5	0

RECEIVING (Yards)

Rk	Player (Seasons)	No.	Yards	Avg.	TD
1	Nelson Spruce (2012-15)	294	3,347	11.4	23
2	Shay Fields (2014-17)	190	2,552	13.4	21
3	Michael Westbrook (1991-94)	167	2,548	15.3	19
4	Rae Carruth (1992-96)	135	2,540	18.8	20
5	Scotty McKnight (2007-10)	215	2,521	11.7	22
6	Charles E. Johnson (1990-93)	127	2,447	19.3	15
7	Paul Richardson (2010-13)	156	2,412	15.5	21
8	Phil Savoy (1994-97)	152	2,176	14.3	14
9	Derek McCoy (2000-03)	134	2,038	15.2	20
10	Javon Green (1997-2000)	136	2,031	14.9	17
11	Laviska Shenault (2017-19)	149	1,943	13.0	10
12	Bryce Bobo (2014-17)	150	1,638	10.9	10
13	Devin Ross (2013-17)	140	1,621	11.7	9
13	*Daniel Graham (1998-2001)	106	1,543	14.6	11
15	Monte Huber (1967-69)	111	1,436	12.9	5
16	Dusty Sprague (2004-07)	103	1,261	12.2	4
17	Mike Pritchard (1987-90)	47	1,241	26.4	10
18	Marcus Stiggers (1996-99)	80	1,223	15.1	10
19	Ron Brown (1981-85)	57	1,217	21.4	8
20	Darrin Chiaverini (1995-98)	97	1,199	12.4	6
21	D.J. Hackett (2002-03)	93	1,194	12.8	9
22	Toney Clemons (2010-11)	86	1,162	13.5	11
23	*Jon Embree (1983-86)	80	1,166	14.6	5
24	K.D. Nixon (2017-20)	93	1,154	12.4	7
25	Loy Alexander (1983-85)	78	1,107	14.2	8
71	Dimitri Stanley (2018-20)	48	557	11.5	3

ALL-PURPOSE YARDS

Rk	Player (Seasons)	Rush	Rec	KOR	PR	Total
1	Phillip Lindsay (2014-17)	3,707	976	1,077	0	5,760
2	Rodney Stewart (2008-11)	3,598	969	239	22	4,828
3	Eric Bieniemy (1987-90)	3,940	380	31	0	4,351
4	Hugh Charles (2004-07)	2,659	552	411	0	3,622
5	Nelson Spruce (2012-15)	2	3,347	63	180	3,592
10	Charlie Davis (1971-73)	2,958	131	75	0	3,164
25	Scotty McKnight (2007-10)	4	2,521	21	36	2,582
30	Josh Smith (2007-08)	66	838	1,276	292	2,472
35	Laviska Shenault (2017-19)	280	1,943	54	55	2,332
40	Walter Stanley (1980-81)	399	490	1,172	138	2,199
45	Ron Brown (1981-85)	751	1,217	128	0	2,096
55	K.D. Nixon (2017-20)	31	1,154	758	9	1,950

YARDS FROM SCRIMMAGE

Rk	Player (Seasons)	Rush	Rec	Total
1	Phillip Lindsay (2014-18)	3,707	976	4,683
2	Rodney Stewart (2008-11)	3,598	969	4,567
3	Eric Bieniemy (1987-90)	3,940	380	4,320
4	Bobby Purify (2000-04)	3,016	508	3,524
5	Rashaan Salaam (1992-94)	3,057	412	3,469
10	Lee Rouson (1981-84)	2,296	699	2,995
20	Scotty McKnight (2007-10)	4	2,521	2,525
21	Paul Richardson (2010-13)	38	2,412	2,450
22	Bobby Anderson (1967-69)	2,367	68	2,435
23	Christian Powell (2012-15)	2,040	229	2,269
24	Kayo Lam (1933-35)	2,140	111	2,251
25	Laviska Shenault (2017-19)	280	1,943	2,223

SCORING

Rk	Player (Seasons)	TD	2Pt	EP-EPA	FG-FGA	PTS
1	Mason Crosby (2003-06)	0	0-0	109-117	66-88	307
2	Will Oliver (2011-14)	0	0-0	129-131	50-69	279
3	Eric Bieniemy (1987-90)	42	1-1	0-0	0-0	254
4	Phillip Lindsay (2014-17)	39	0-0	0-0	0-0	234
5	Jeremy Aldrich (1996-99)	0	0-0	87-95	48-64	231
6	Bobby Anderson (1967-69)	35	1-2	0-0	0-0	212
7	Chris Brown (2001-02)	34	0-0	0-0	0-0	204
8	James Stefanou (2017-20)	0	0-0	97-98	34-49	199
9	Rashaan Salaam (1992-94)	33	0-0	0-0	0-0	198
10	Tom Field (1979-83)	0	0-0	82-86	36-55	190
85	Evan Price (2018-20)	0	0-0	18-18	13-15	57
92	K.D. Nixon (2017-20)	8	0-0	0-0	0-0	48



ACTIVE COLORADO CAREER STATISTICAL CHARTS, CONTINUED

KICK SCORING

Rk	Player (Seasons)	EP-EPA	FG-FGA	PTS
1	Mason Crosby (2003-06)	109-117	66-88	307
2	Will Oliver (2011-14)	129-131	50-69	279
3	Jeremy Aldrich (1996-99)	87-95	48-64	231
4	James Stefanou (2017-20)	97-98	34-49	199
5	Tom Field (1979-83)	82-86	36-55	190
24	Evan Price (2019-20)	18-18	13-15	57

PUNTING

Rk	Player (Seasons)	No.	Yards	Avg.	Long	In 20
1	Mark Mariscal (1999-2002)	99	4,632	46.79	68	25
2	Barry Helton (1984-87)	153	6,873	44.92	68	44
3	Keith English (1985-88)	55	2,457	44.67	77	21
4	Zack Jordan (1950-52)	137	6,113	44.62	78	23
5	John Torp (2002-05)	205	9,145	44.61	72	65

KICKOFF RETURNS

Rk	Player (Seasons)	No.	Yards	Avg.	TD
1	Ben Kelly (1997-99)	64	1,798	28.1	3
2	Terrence Wheatley (2003-07)	56	1,350	24.1	0
3	Josh Smith (2007-08)	50	1,276	25.5	1
4	M.J. Nelson (1986-89)	51	1,198	23.5	0
5	Walter Stanley (1980-81)	49	1,172	23.9	1
10	Ryan Severson (2013-16)	40	872	21.8	0
15	K.D. Nixon (2017-20)	33	758	23.0	0

INTERCEPTIONS

Rk	Player (Seasons)	No.	Yards	Avg.	TD
1	John Stearns (1970-72)	16	339	21.2	0
2	Chris Hudson (1991-94)	15	204	13.6	2
3	Dick Anderson (1965-67)	14	151	10.8	0
3	Terrence Wheatley (2003-07)	14	154	11.0	2
5	two with	13	<i>(Tim James, Tedric Thompson)</i>		

TACKLES

Rk	Player (Position, Seasons)	UT	AT	—	TOT	TFL
1	Barry Remington (LB, 1982-86)	245	248	—	493	21- 60
2	Matt Russell (LB, 1993-96)	282	164	—	446	44-144
3	Greg Biekert (LB, 1989-92)	280	161	—	441	33- 73
4	Jordan Dizon (LB, 2004-07)	293	147	—	440	35-137
5	Ted Johnson (LB, 1991-94)	253	156	—	409	21- 61
6	Rick Gamboa (2015-18)	188	200	—	388	7- 20
7	Laval Short (DL, 1976-79)	141	231	—	372	37-239
8	Chad Brown (LB, 1989-92)	242	127	—	369	38-169
9	Michael Jones (LB, 1986-89)	218	131	—	349	13- 41
10	Thaddeus Washington (LB, 2003-06)	202	136	—	338	25- 80
11	Michael Lewis (DB, 1998-2001)	225	111	—	336	17- 73
12	Mickey Pruitt (DB, 1984-87)	201	131	—	332	18- 71
13	Jashon Sykes (LB, 1998-2001)	212	118	—	330	33- 97
14	Nate Landman (LB, 2017-20)	213	101	—	314	30- 99
15	J.J. Billingsley (DB, 2002-06)	211	96	—	307	25-115
16	Steve Rosga (DB, 1992-96)	181	123	—	304	1- 1
16	Don DeLuzio (LB, 1984-88)	175	129	—	304	16- 45
18	Kenneth Olugbode (LB, 2013-16)	193	106	—	299	10- 30
19	Kanavis McGhee (LB, 1987-90)	179	118	—	297	38-163
19	Brian Cabral (LB, 1974-77)	120	177	—	297	10- 38
—	Mustafa Johnson (DL, 2018-20)	80	36	—	116	25-100
—	Carson Wells (LB, 2018-20)	73	33	—	106	16- 69

QUARTERBACK SACKS

Rk	Player (Seasons)	No.	Yards
1	Alfred Williams (1987-90)	35	242
2	Ron Woolfork (1990-93)	33	241
3	Greg Jones (1992-96)	25	158
4	Laval Short (1976-79)	24½	192
5	Abraham Wright (2004-06)	21	151
6	Jimmie Gilbert (2013-16)	20	156
14	Kanavis McGhee (1987-90)	15	97
14	Josh Hartigan (2008-11)	15	90
16	Derek McCartney (2014-17)	14½	69
17	Troy Archer (1974-75)	14	123
17	Chad Brown (1989-92)	14	114
17	Ruben Vaughan (1975-78)	14	97
17	Mustafa Johnson (2018-20)	14	70
44	Nate Landman (2017-20)	9	59

TACKLES FOR LOSS

Rk	Player (Seasons)	No.	Yards
1	Alfred Williams (1987-90)	59	303
2	Ron Woolfork (1990-93)	53	303
3	Greg Jones (1992-96)	45	205
4	Matt Russell (1993-96)	44	144
5	Leonard Renfro (1989-92)	43	142
19	Nate Landman (2017-20)	30	99
20	Dan McMillen (1982-85)	29	168
20	Abraham Wright (2004-06)	29	165
20	Garry Howe (1989-90)	29	115
23	Ruben Vaughan (1975-78)	28	115
23	Ryan Olson (1994-97)	28	107
25	Addison Gillam (2013-16)	26	115
25	Chidobe Awuzie (2013-16)	26	104
25	Marques Harris (2000-03)	26	102
28	Mustafa Johnson (2018-20)	25	100

THIRD DOWN STOPS

Rk	Player, Pos. (Seasons)	No. (4th)
1	Jordan Dizon, ILB (2004-07)	48 (7)
2	Chidobe Awuzie, CB (2013-16)	47 (4)
3	Matt Russell, ILB (1993-96)	45 (7)
4	Jimmie Gilbert, OLB (2013-16)	44 (3)
5	Chad Brown, ILB/OLB (1989-92)	42 (5)
6	Greg Biekert, ILB (1989-92)	41 (6)
6	Nate Landman, ILB (2017-20)	41 (8)
8	Cha'pelle Brown, CB (2006-09)	39 (6)
9	Jashon Sykes, ILB (1998-01)	34 (4)
9	Akarika Dawn, ILB (2002-05)	34 (5)
11	Rick Gamboa, ILB (2015-18)	33 (2)

PASS DEFLECTIONS

Rk	Player (Seasons)	No.
1	Marcus Washington (1995-98)	42
2	Damen Wheeler (1996-99)	39
3	Greg Henderson (2011-14)	36
3	Ken Crawley (2012-15)	36
5	Chidobe Awuzie (2013-16)	35
10	Mickey Pruitt (1984-87)	32
10	Isaiah Oliver (2015-17)	32

SPECIAL TEAM TACKLES

Rk	Player (Seasons)	UT	AT	—	Total
1	Ryan Sutter (1994-97)	32	32	—	64
2	Darren Fisk (1995-97)	25	23	—	48
3	Ryan Black (1994-97)	21	19	—	40
4	Beau Bisharat (2016-19)	28	11	—	39
5	Terrel Smith (2010-14)	24	10	—	34
5	Arthur Jaffee (2008-11)	21	13	—	34

SPECIAL TEAM POINTS

Rk	Player (Seasons)	UT	AT	In20	Other	Points
1	Ryan Sutter (1994-97)	32	32	13	46	123
2	Beau Bisharat (2016-19)	28	11	8	51	98
3	Arthur Jaffee (2008-11)	21	13	9	46	89
4	Darren Fisk (1995-97)	25	23	3	35	86
5	Ryan Severson (2013-16)	19	5	8	52	84
6	Derrick Webb (2010-13)	19	13	6	43	81
7	Travis Sandersfeld (2008-11)	13	7	5	47	72
8	Ryan Black (1994-97)	21	19	4	24	68
9	Paul Rose (1987-90)	14	20	8	25	67
10	Jalil Brown (2007-10)	19	5	4	37	65
10	Terrel Smith (2010-14)	24	10	8	23	65
20	Daniel Arias (2018-20)	8	0	2	41	51

MOST FORCED FAIR CATCHES

Rk	Player (Seasons)	FFC
1	Ryan Iverson (2010-13)	27
2	Daniel Arias (2018-20)	21
3	Jalil Brown (2007-10)	17
4	Beau Bisharat (2016-19)	16
5	John Walker (2013-15)	13

**ALL-BLACK UNIFORMS**

Colorado has worn its all black uniforms on **54** occasions, when the Buffaloes wear both black jerseys and black pants, owning a **24-29-1** record; the Buffs have also added black helmets to the look, having worn black top-to-bottom on six occasions (**0-7** in that combo). A little history on the all-black look: the brainchild of then-head coach Bill McCartney, CU first wore the garb on Nov. 28, 1987 for a game after Thanksgiving at the time; the opponent was CU's old Big 8 rival, Nebraska. The Buffs came out and warmed up in gold pants, and upon returning to the locker room at the conclusion of warm-ups, the players found black pants hanging in their lockers. "It was something we thought about a long time ago," Mac said at the time. "You couldn't do this overnight. We didn't tell the kids, and they were real excited." He went on to say that it was planned a month or so out to give the team a shot of adrenaline prior to kickoff.

COLORADO / ALL-BLACK UNIFORMS (24-29-1)

Year	Opponent	Result	Year	Opponent	Result	Year	Opponent	Result	Year	Opponent	Result
1987	Nebraska	L 7-24	1999	Nebraska (OT)	L 30-33	2006	Texas Tech	W 30-6		*Arizona State	L 17-51
1988	Oklahoma	L 14-17	2000	Iowa State	L 27-35		Kansas State	L 21-34	2013	*Arizona	L 20-44
1990	Iowa State	W 28-12	2001	Nebraska	W 62-36		Iowa State	W 33-16		Southern California	L 29-47
1991	Missouri	W 55-7	2002	Kansas State	W 35-31	2007	c—Colorado St. (OT)	W 31-28	2014	*Arizona State	L 24-38
1992	Oklahoma	T 24-24		Baylor	W 34-0		Florida State	L 6-16		Oregon State	L 31-36
1993	Nebraska	L 17-21		Texas Tech	W 37-13		Nebraska	W 65-51	2015	*Southern California	L 24-27
1994	Oklahoma State	W 17-3		Iowa State	W 41-27	2008	c—Colorado State	W 38-17	2016	Utah	W 27-22
1995	Missouri	W 21-0		b—Oklahoma	L 7-29		West Virginia (OT)	W 17-14	2017	*at UCLA	L 23-27
	a—Oregon	W 38-6	2003	Oklahoma	L 20-34		Texas	L 14-38		at Arizona State	L 30-41
1996	Texas	W 28-24		Nebraska	L 22-31		Oklahoma State	L 17-30	2018	UCLA	W 38-16
	Kansas State	W 12-0	2004	Colorado State	W 27-24	2009	Colorado State	L 17-23	2019	*SOUTHERN CAL	L 31-35
1997	Kansas	W 42-6		Texas	L 7-31		Nebraska	L 20-28		STANFORD	W 16*-
	Missouri	L 31-41		Kansas State	W 38-31	2011	*Southern California	L 17-42			
1998	Kansas State	L 9-16	2005	Nebraska	L 3-30	2012	UCLA	L 14-42			

a—Cotton Bowl; b—Big 12 Championship at Houston; c—in Denver (*—wore black helmets).

BLACK HELMETS: Colorado has worn black helmets on **22** occasions in its history, usually with a gold or sometimes a silver logo, and once with a pink logo; CU is **3-19** in the black headgear. The games (*—matte black; #—worn with a pink logo as part of Blackout Breast Cancer awareness):

Year	Opponent	Result	Year	Opponent	Result	Year	Opponent	Result
1998	BAYLOR	W 18-16		at Utah	L 17-24	2016	IDAHO STATE	W 56-7
2011	SOUTHERN CALIFORNIA	L 17-42	2014	*ARIZONA STATE	L 24-38	2017	at UCLA	L 23-27
	at UCLA	L 6-45		*at Southern California	L 28-56	2018	NEW HAMPSHIRE	W 45-14
2012	ARIZONA STATE	L 17-51		*at Arizona	L 20-38		at California	L 21-33
	at Arizona	L 31-56		*at Oregon	L 10-44	2019	AIR FORCE (OT)	L 23-30
2013	at Arizona State	L 13-54	2015	*OREGON	L 24-41		SOUTHERN CALIFORNIA	L 31-35
	#ARIZONA	L 20-44		*SOUTHERN CALIFORNIA	L 24-27		at Utah	L 15-45
	at UCLA	L 23-45						

OTHER UNIFORM LOOKS

GOLD HELMET/WHITE UNIS/BLACK PANTS (Colorado's standard road combination through much of the 1980s/1990s/2000s): **Last: 2020** (at Stanford, W); **2019** (at Oregon, L); **2018** (at Nebraska, W); **Last: 2017** (at Oregon, L); **2017** (at Oregon State, W).

GOLD HELMET/WHITE UNIS/GOLD PANTS: **Last: 2018** (at USC, L); **2016** (at Arizona, W); **2015** (at Oregon State, W); **2014** (at Massachusetts, W); **2013** (CSU in Denver, W; Oregon State, L; at Washington, L); **2008** (at Texas A&M, L); **2007** (at Iowa State, L; at Arizona State, L); **2006** (at Missouri, L; at Georgia, L); **2004** (UTEP, Houston Bowl, W)

GOLD HELMET/WHITE UNIS/SILVER PANTS (0-1): 2018 (at Washington, L)

GOLD HELMET/WHITE UNIS/WHITE PANTS: **Last: 2019** (at Arizona State, W); **2018** (CSU in Denver, W); **2013** (at Utah, L); **2010** (at Nebraska, L); **2009** (at Kansas State, L); **2008** (at Nebraska, L; at Florida State, L); **2005** (at Miami-Fla., L); **2004** (at Nebraska, W).

BLACK HELMET/WHITE UNIS/BLACK PANTS (0-7): 2019 (at Utah, L); **2018** (at Cal, L); **2014** (at USC, L); **2013** (at UCLA, L; at Arizona State, L); **2012** (at Arizona, L); **2011** (at UCLA, L)

BLACK HELMET/BLACK UNIS/GOLD PANTS (1-0): 2016 (Idaho State, W).

BLACK HELMET/SILVER UNIS/BLACK PANTS (0-2): 2019 (Air Force, L); **2015** (Oregon, L).

BLACK HELMET/SILVER UNIS/SILVER PANTS (1-0): 2018 (New Hampshire, W).

BLACK HELMET/WHITE UNIS/GOLD PANTS (0-1): 2014 (at Arizona, L).

BLACK HELMET/WHITE UNIS/WHITE PANTS (0-2): 2014 (at Oregon, L); **2013** (at Utah, L).

SILVER HELMET/BLACK UNIS/SILVER PANTS (1-2): 2018 (Washington State, L);

2017 (Washington, L); **2016** (Washington State, W).

SILVER HELMET/SILVER UNIS/SILVER PANTS (1-1): 2016 (at Stanford, W);

2015 (Arizona, L).

SILVER HELMET/WHITE UNIS/SILVER PANTS (0-2): 2016 (at USC, L); **2015** (at Hawai'i, L).

SILVER HELMET/WHITE UNIS/WHITE PANTS (0-2): 2017 (at Washington State, L), **2015** (at Utah, L).

WHITE HELMET/BLACK UNIS/BLACK PANTS (1-0): 2018 (Arizona State, W).

WHITE HELMET/BLACK UNIS/WHITE PANTS (2-1): 2017 (Arizona, L);

2016 (Oregon State, W); **2015** (Nicholls State, W).

WHITE HELMET/GOLD UNIS/WHITE PANTS (0-1): 2019 (at Washington State, L).

WHITE HELMET/SILVER UNIS/WHITE PANTS (1-0): 2017 (Texas State, W).

WHITE HELMET/WHITE UNIS/BLACK PANTS (0-1): 2015 (at Arizona State, L).

WHITE HELMET/WHITE UNIS/SILVER PANTS (0-1): 2015 (at UCLA, L).

WHITE HELMET/WHITE UNIS/WHITE PANTS (2-4): 2019 (at UCLA, L); **2018** (at Arizona, L);

2017 (at Utah, L); **2016** (at Oregon, W; Washington, L); **2015** (CSU in Denver, W).

IN-SEASON BIRTHDAYS

Here's the list of those coaches and players who have birthdays to celebrate during the 2020 season (starting last week of August; *—denotes on a game day):

Aug. 23 Louis Passarello (19)	Sept. 7 Devin Lynch (22)	Oct. 14 Colby Pursell (22)	Nov. 14 *K.J. Trujillo (20)	Dec. 14 Nigel Bethel (21)
Aug. 26 Jonathan Van Diest (22)	Sept. 16 Toren Pittman (18)	Oct. 23 Jaylon Jackson (22)	Nov. 15 Tyler Francis (21)	Dec. 15 Justin Jackson (22)
Aug. 28 Jeremiah Doss (22)	Sept. 19 Chris Carpenter (19)	Oct. 23 Dimitri Stanley (21)	Nov. 15 Alec Pell (20)	Dec. 17 Isaiah Lewis (22)
Aug. 28 Caleb Fauria (19)	Sept. 21 Donovan Williams (27)	Oct. 23 Jayle Stacks (21)	Nov. 17 Kary Kutsch (21)	Dec. 18 Karl Dorrell (57)
Aug. 31 Brady Russell (22)	Sept. 27 Jaren Mangham (21)	Oct. 24 Kyle Scofield (21)	Nov. 19 Frank Phillip (21)	Dec. 28 Deion Smith (21)
Aug. 31 Scott Unrein (32)	Oct. 3 Taylor Embree (32)	Oct. 25 James Townsend (22)	Nov. 19 Nate Landman (22)	Dec. 28 Keith Miller III (19)
Sept. 1 Devin Grant (21)	Oct. 4 Evan Price (21)	Oct. 28 Paulison Fosu (22)	Nov. 20 Curtis Appleton (21)	Dec. 29 Bryan Cook (44)
Sept. 2 Daniel Arias (22)	Oct. 6 Ryan Travis (21)	Oct. 31 Alex Smith (21)	Nov. 27 Dylan Jacob (22)	Jan. 2 Jamar Montgomery (21)
Sept. 2 D.J. Oats (21)	Oct. 9 Sam Noyer (23)	Nov. 9 Chris Reinert (35)	Dec. 3 Gerard Lichtenhan (19)	
Sept. 3 Mac Willis (20)	Oct. 10 Jake Groth (21)	Nov. 10 Joshua Jynes (21)	Dec. 8 Brendon Lewis (19)	
Sept. 5 Joshka Gustav (21)	Oct. 12 Darrin Chiaverini (43)	Nov. 10 Antonio Alfano (20)	Dec. 13 Austin Johnson (20)	



PAC-12 BOWL AGREEMENTS FOR 2020

Here are the Pac-12 bowl agreements that were signed in 2014 and run through this season; additional bowls could be added to make up for the cancellations:

- # 1 Rose Bowl presented by Northwestern Mutual (Pasadena; Jan. 1 if in CFP semifinal; otherwise, see below).
- # 2 Valero Alamo (San Antonio; Dec. 29 vs. Big 12)
- # 3 Las Vegas (TBA vs. SEC)
- # 4 LA (Dec. 30 vs. Mountain West #1)

- # 5 Radiance Technologies Independence (Dec. 26 vs. Army)
CANCELED Tony the Tiger Sun (El Paso; Dec. 31 vs. ACC/Notre Dame)
- CANCELED** San Diego County Credit Union Holiday (vs. ACC)
- CANCELED** Redbox (Santa Clara; vs. Big Ten)

Note: If the Pac-12 champion is in the top four of the College Football Playoff poll following the 2020 season it would play in either the Rose or Sugar bowls as a participant in the CFP semifinals. If the champion is not among those four, it will be selected by one of the other New Year's Six bowl games.

CU IS BLACK & GOLD, BUT FOLSOM WAS FIRST TO GO "GREEN"

The University of Colorado at Boulder established a goal to move toward zero-waste at Folsom Field during the 2008 football season and invest in local carbon-reduction projects. They anticipated recycling or composting at least 90% of the waste generated at Folsom Field and met those goals. According to U.S. Environmental Protection Agency information and other sources, Folsom Field was the first major sports stadium in the nation, professional or collegiate, to collect all materials in recycling or compost containers, eliminate trash cans and transform its materials collections systems into a zero-waste process.

WHO IS/HAS BEEN IN ON OFFENSE & DEFENSE

The last Buff to play on both sides of the ball was **OLB Carson Wells**, who played some fullback late in 2018 (three snaps, picking up two touchdown block credits) ... **George Frazier**, as he did his freshman year in 2014, appeared on both offense (TE/FB) and defense (DE) as senior in 2017 (he played 506 total snaps between offense, defense and special teams). In 2014, he played both defensive end and fullback for the first time against Arizona State, becoming the first Buff to appear on both sides of the ball since 2005 in the process, and continued to do so the remainder of the season. Otherwise, you have to go back to the 2008 season, when **Eugene Goree** was on-call to do so, as the redshirt frosh was both a DT and an OG during the second half of the season; he did appear on both sides of the ball but not in the same game. Through the years, there have been a few players who wind up playing on both sides of the ball in the same game: **DT John Guydon** (DT/OG at Texas on October 15, 2005) and that was the first time it happened other than a gimmick here or there since **WR Michael Westbrook** played a series at safety against Baylor in 1993 (linemen **DE James Garee**, **DT Sam Wilder** and **DT Justin Bannan** all appeared on offense, catching one pass each). **CB Ben Kelly** tried tailback in 1999 at Texas Tech; he finished with three yards on one carry (a nice 5-yard run was wiped out by a penalty). Between 1994 and 2005, several Buffs played on both sides of the ball, as offensive linemen often played on the goal line or short yardage defense units—**OG Heath Irwin**, **OG Clint Moore**, **OG Chris Naeole**, **OT Melvin Thomas** and **OG Brad Bedell** all did it at one time or another between 1993 and 1998. In 1990, **OLBs Alfred Williams** and **Kanavis McGhee** played some tight end in a 64-3 win over Kansas State (Williams caught a pass for 17 yards).

SUPER BOWL BUFFALOES

Last spring, 247Sports went through all 108 rosters of the 54 Super Bowls and developed an all-time list of the schools that have the most players appear in the game. Colorado came in tied for 10th with LSU and Ohio State with 93 players (who have won a total of 52 Super Bowl rings). Topping the list was Miami-Fla. with 122, followed by USC (120), Michigan (114), UCLA (112), Penn State (110), Notre Dame (105), Tennessee (102), Georgia and Nebraska (96). Next after the Buffs from the Pac-12 were Stanford (16th, 84), California (17th, 83), Arizona State (19th, 75) Oregon (23rd, 71) and Washington (28th, 65).

WHY CU AND NOT UC?

A question often asked of many former Big Eight schools: Why is it the University of Colorado, but the moniker is CU and not UC? (The same applies at Kansas—KU, Missouri—MU, Nebraska—NU and Oklahoma—OU). "Midwestern casualness," said CU historian, the late Fred Casotti. It has always been this way at Colorado, for whatever reason, and at the other four—but seemingly nowhere else in the USA (except for Tulsa, but its midwest, too). In the 1950s, there was a concerted effort to eliminate the use of "CU" on the Boulder campus, both as a symbol and in speech, but Casotti said that no one would buy into it. "Nobody would change," he said. "It's easier to say than U of C, UC sounds like slang or something (as in 'you see'), and it was traditional. By trying to eliminate it, they reinforced it."

HISTORY OF THE END ZONE "COLORADO"

As in the south end zone, that is. In 1967, the stadium was lowered when the track was removed, and that area remained basically a dirt hill. Former long-time senior associate A.D. **Jon Burianek** said that we tried to grow grass and bushes there, but none took. The first artificial field was installed during the summer of 1971, and that area was then covered with asphalt and the large, block COLORADO was painted on it, then in all-white block lettering. Trim was later added, and at one time, when blue was one of the school colors, the end zone as well as painted blue instead of the familiar black.

NO. 38 IN THE WORLD

In the 2019 world university rankings by the ARWU (Academic Ranking of World Universities), the **University of Colorado** was ranked as the **No. 38** University in the world (which translates to the solar system, the galaxy and the universe, unless the planet PSR1257+12A has life orbiting around a distant pulsar). Unlike other rankings that are based more on cost of attendance and class sizes, the ARWU, compiled by the Shanghai Ranking Consultancy, uses six objective indicators to create the rankings. Colorado came in No. 25 among American colleges on the list.

99 IS SO NICE

Colorado scored for the seventh time in its history on a 99-yard drive to close out the scoring in the 2015 Arizona State game. **TB Christian Powell** started it with a 42-yard burst from the CU 1, and a Sefo Liufau-to-Nelson Spruce touchdown pass covering 31 yards ended the seven play march over a gassed ASU defense. CU covered the 99 yards in the third fewest plays of the seven, and it was just the second to occur in Boulder:

99—vs. Northwestern at Evanston, Sept. 29, 1951 (6 plays)
99—vs. Miami, Fla., at Miami, Oct. 13, 1961 (21 plays)
99—vs. Iowa State in Boulder, Oct. 29, 1988 (8 plays)

99—vs. Oklahoma at Norman, Oct. 19, 1991 (8 plays)
99—vs. Oklahoma at Norman, Oct. 19, 1991 (14 plays)
99—vs. Oklahoma State at Stillwater, Oct. 27, 2001 (5 plays)

99—vs. Arizona State in Boulder, Sept. 13, 2014 (7 plays)

**GAME 1: COLORADO 48, UCLA 42****(NOVEMBER 7, 2020)****FOLSOM FIELD, BOULDER**

BOULDER — Karl Dorrell's Colorado Buffaloes gave their new head coach a win, but not before providing him with some tense moments down the stretch.

The Buffs jumped out to a 35-7 second quarter lead, then had to fight off a furious UCLA rally en route to collecting a 48-42 win at Folsom Field in the season opener for both teams.

Colorado built a 35-7 lead midway through the second quarter thanks to a defense that forced three takeaways and special teams that forced another. But UCLA cut the lead to 35-28 with three straight touchdowns — one late in the second quarter and two early in the third — before Colorado pushed the lead back to two scores, then held the Bruins off down the stretch.

The game featured solid starting debuts from CU senior quarterback Sam Noyer and redshirt sophomore running back Jarek Broussard.

Noyer threw for 257 yards and a touchdown and also ran for 64 yards and a score. Broussard, making his playing debut for the Buffs, ran for 187 yards and three touchdowns — the most yards for any Buffalo in their first game in a CU uniform.

Colorado finished with 525 yards total offense (264 rushing, 261 passing).

The Buffs led 14-7 after one quarter, then pushed the margin to 35-7 with just under six minutes left in the second quarter, thanks to four UCLA turnovers that CU converted into three of the Buffs' five first-half touchdowns. Broussard ran for all three of his scores in the first half. Noyer connected with tight end Brady Russell for another and Jaren Mangham ran for one.

But the Bruins narrowed the gap to 35-14 late in the second quarter, then added two more touchdowns in the first five minutes of the second half to cut Colorado's lead to 35-28. UCLA quarterback Dorian Thompson-Robinson raced 65 yards for a

touchdown on the second play of the half, and following a CU field goal try that was blocked, the Bruins went 60 yards for another touchdown to narrow CU's edge to one touchdown.

Colorado finally halted the Bruins' 21-0 run with a 10-play, 75-yard drive that culminated with a 1-yard Noyer run midway through the third quarter, but the Bruins answered again with another touchdown to pull within 42-35.

The Buffs then pushed their margin to 10 points with a long drive that ended with a 45-yard field goal from Evan Price. That gave CU a 45-35 lead with 21 seconds left in the third quarter.

CU's defense then rose to the occasion on UCLA's ensuing possession. Buffs linebacker Nate Landman recorded a big stop on a UCLA fourth-and-1 at the Colorado 30 early in the fourth quarter, and the Buffs offense responded with another scoring drive, getting a 36-yard Price field goal for a 48-35 lead.

CU's defense then kicked in one more big stop. After the Bruins overcame a first-and-30, the Buffs stiffened. A Mustafa Johnson sack of Thompson-Robinson put the Bruins in a hole, and three plays later, the Buffs forced an incompletion on fourth-and-11 to regain possession with 5:04 on the clock, a 13-point lead and the ball at their own 40.

Colorado had a chance to make it a three-score game, only to see the Bruins collect their second blocked field goal to keep CU's lead at 13 with 3:20 remaining. The Bruins tallied one last score, but it came with just 1:45 on the clock and UCLA out of timeouts. CU's Dimitri Stanley recovered the ensuing onside kick and the Buffs finished in victory formation.

UCLA.....	7	7	21	7	—	42
COLORADO	14	21	10	3	—	48

SCORING	Score	Time	Qtr
COLORADO — Broussard 6 run (Stefanou kick)	7-0	10:00	1Q
COLORADO — Broussard 1 run (Stefanou kick)	14-0	8:01	1Q
UCLA — Felton 28 pass from Thompson-Robinson (Barr-Mira kick)	14-7	1:12	1Q
COLORADO — Russell 12 pass from Noyer (Stefanou kick)	21-7	12:56	2Q
COLORADO — Broussard 1 run (Stefanou kick)	28-7	8:35	2Q
COLORADO — Mangham 2 run (Stefanou kick)	35-7	5:46	2Q
UCLA — Dulcich 52 pass from Thompson-Robinson (Barr-Mira kick)	35-14	4:44	2Q
UCLA — Thompson-Robinson 65 run (Barr-Mira kick)	35-21	14:24	3Q
UCLA — Felton 15 run (Barr-Mira kick)	35-28	10:10	3Q
COLORADO — Noyer 1 run (Price kick)	42-28	6:41	3Q
UCLA — Jones 26 pass from Thompson-Robinson (Barr-Mira kick)	42-35	5:19	3Q
COLORADO — Price 45 FG	45-35	0:21	3Q
COLORADO — Price 36 FG	48-35	9:36	4Q
UCLA — Martinez 9 pass from Thompson-Robinson (Barr-Mira kick)	48-42	1:45	4Q

Attendance: 554

Time: 3:41

Weather (59°): partly cloudy, 36% humidity, 3 mph winds from the north

TEAM STATISTICS	COLORADO	UCLA
First Downs.....	26	23
Third Down Efficiency (Fourth).....	9-19 (0-1)	7-12 (0-2)
Rushes—Net Yards	59-264	25-175
Passing Yards	261	303
Passes (Att-Comp-Int).....	33-22-0	40-20-1
Total Offense.....	525	478
Return Yards	20	1
Punts: No-Average.....	3-41.0	3-47.7
Fumbles: No-Lost.....	0-0	3-3
Penalties/Yards	9/90	9/69
Quarterback Sacks—Yards	1-5	1-8
Time of Possession	39:31	20:29
Drives/Average Field Position	16/C43	15/U26
Red Zone: Scores-Attempts (Points).....	7-7 (48)	2-2 (14)

INDIVIDUAL STATISTICS

Rushing—Colorado: Broussard 31-187, Noyer 13-64, Davis 3-13, Mangham 9-6, Team 3-minus 6. **UCLA:** Thompson-Robinson 9-109, Felton 10-57, Jones 1-11, Allen 2-3, Brown 2-0, Team 1-minus 5.

Passing—Colorado: Noyer 31-20-0, 257, 1 td; Lytle 2-2-0, 4, 0 td. **UCLA:** Thompson-Robinson 28-21-1, 226, 2 td.

Receiving—Colorado: Stanley 6-66, Russell 5-77, Bell 5-43, Broussard 2-21, Arias 1-38, Mangham 1-10, Rice 1-5, Lynch 1-1. **UCLA:** Felton 7-46, Dulcich, 4-126, Phillips 3-46, Martinez 2-24, Jones 1-26, Erwin 1-22, Allen 1-8, Cota 1-5.

Punting—Colorado: Watts 3-41.0 (47 long, 1 In20). **UCLA:** Akers 3-47.7 (52 long, 0 In20).

Punt Returns—Colorado: Stanley 1-6. **UCLA:** Phillips 1-1. **Kickoff Returns—Colorado:** Bell 2-52, Broussard 1-13, Stanley 1-3. **UCLA:** Felton 1-9.

Tackle Leaders—Colorado: Landman 5, 4—9; Rakestraw 3, 3—6; Gonzalez 3, 2—5; Wells 3, 2—5; Blackmon 2, 1—3; Johnson 2, 1—3; M.Perry 2, 1—3; I.Lewis 1, 2—3; Jones 2, 0—2; Miller 2, 0—2; Thomas 1, 1—2; Gustav 1, 0—1; Montgomery 1, 0—1. **UCLA:** Blaylock 9, 2—11; Lake 7, 2—9; Odighizuwa 5, 1—6; Jackson 5, 1—6; Knight 5, 1—6; Johnson 4, 1—5.

Quarterback Sacks—Colorado: Johnson 1-5. **UCLA:** C. Johnson 1-8.

Interceptions—Colorado: Wells 1-14. **UCLA:** none. **Passes Broken Up—Colorado:** I.Lewis 3, Jones 2, Rakestraw, Wells. **UCLA:** Lake, Medrano.

GAME NOTES

A total of 619 family members signed up for the game (479 CU, 140 UCLA) out of a maximum 675; 554 claimed tickets CU won its fifth straight season opener, its longest run since eight straight (1991-98) ... Colorado improved to 28-2 when scoring first in a season opener dating back to 1967 ... CU is now 66-24 against unranked teams in November dating back to 1985 ... CU evened its mark at 5-5 in Pac-12 openers (2-4 in Boulder, 2-0 vs. UCLA) ... The Bruins still lead the series by an 11-5 count (but all tied up in Boulder, 4-4) ... The 48 points by CU is the most it has ever scored against UCLA (previous high: in a 38-16 win here in 2018); the 525 yards was the second-most total offense (554 in 2015), as were the 264 rushing yards (325 in 2002) ... This marked the highest scoring season opener in school history (90 points), topping the 83 in the 52-31 win over Colorado State in 2019 ... CU was 7-of-7 when penetrating the 20 this evening (6 TD, 1 FG); in the last 15 season openers, the Buffaloes are 49-of-53 in the red zone (34 TDs, 15 FGs) ... Colorado rushed for 264 yards and passed for 261 tonight, is now 53-8 since 1981 when eclipsing 200 in both ... **TB Jarek Broussard** rushed for the most yards (187) by any player in their first game in a CU uniform ... Five players made their first career starts **CB Christian Gonzalez** (Fr.); **TB Jarek Broussard** (Soph.); **WR Daniel Arias**, **WR Maurice Bell** (Jr.); and **QB Sam Noyer** (Sr.); Gonzalez was just the 14th true freshman to start in a season opener since 1980, while Noyer made his first start since high school ... **Karl Dorrell** became the third straight head coach to win his first game at the reins of the Buffs.

**GAME 2: COLORADO 35, STANFORD 32****(NOVEMBER 14, 2020)****STANFORD STADIUM, PALO ALTO**

STANFORD, Calif. — Karl Dorrell's Colorado Buffaloes hit on all cylinders offensively and the defense came up with big plays when most needed in a 35-32 win over the Cardinal that improved CU to 2-0 under Dorrell's direction.

Colorado led 28-9 midway through the third quarter, then had to fight off a Stanford rally late in the game. But in the end, Colorado prevailed to record its fifth consecutive 2-0 start to a season and remain in a tie with USC for the Pac-12 South lead.

The Buffs' offense rang up 432 yards in the win, led by another excellent performance from senior quarterback Sam Noyer, who threw for 255 yards and two touchdowns and also ran for 36 yards and a pair of scores. Sophomore running back Jarek Broussard notched his second straight 100-yard effort, finishing with 121 yards on the ground, and wide receiver Dimitri Stanley had his second game with six catches, finishing with a career-high 126 yards receiving, including a 55-yard touchdown.

CU limited Stanford to just 70 yards rushing, recorded two big red zone defensive stands and held the Cardinal to 5-for-16 on third down tries.

Stanford drew first blood, collecting a 48-yard field goal on the game's opening drive.

But after struggling to find its rhythm early, the Colorado offense finally found its groove. The Buffs got on the board on their fourth possession, getting a 55-yard touchdown pass from Noyer to Stanley and Evan Price's PAT gave CU a 7-3 lead.

Stanford cut the margin to one point, 7-6, with a 33-yard field goal on the ensuing possession, but the Buffs answered again with another touchdown. Noyer directed a 10-play, 75-yard scoring march that he finished with a 7-yard touchdown run for a

14-6 lead. The Buffs converted three third-down tries on the drive, including a 29-yard Noyer completion to LaVontae Shenault and a 3-yard Noyer run.

Stanford then answered with one more field goal to pull within 14-9 at the half, as CU's red zone defense held again inside the 20.

CU opened the second half with a nine-play, 75-yard scoring drive, capped by Noyer with a 10-yard keeper to the end zone with 11:32 still to go in the third quarter.

Colorado's defense then delivered a Stanford three-and-out, and the Buffs needed just three plays and 1:09 to score again. After a 22-yard pass to Dimitri Stanley and a 5-yard Jarek Broussard run, Noyer found a wide-open Brenden Rice for a 34-yard touchdown pass to give the Buffs a 28-9 edge.

Stanford then managed to cut the Colorado lead to 12 by going 82 yards on the ensuing possession for its first touchdown of the game. Quarterback Davis Mills carried in from 2 yards out to narrow CU's margin to 28-16.

But the Buffs again had an answer. Colorado went 80 yards in 10 plays, getting a 22-yard Noyer completion to LaVontae Shenault and a 17-yard Broussard run before Jaren Mangham capped the march with a 2-yard run on the first play of the fourth quarter. Evan Price's fifth PAT of the game gave CU a 35-16 lead.

Stanford then sliced into CU's 19-point lead by driving 73 yards for a touchdown with 8:45 to play and a successful two-point conversion closed CU's cushion to 35-24. Following a CU punt, the Cardinal drove for another score and another two-point conversion to cut the Buffs' lead to 35-32.

But the Buffs then nearly ran out the clock on their ensuing possession, and Stanford had just one play and no timeouts remaining by the time it got the ball back and the Buffs snuffed their final attempt.

COLORADO	7	7	14	7	-	35
Stanford	3	6	7	16	-	32

SCORING	Score	Time	Qtr
Stanford — Toner 48 FG	0- 3	11:45	1Q
COLORADO — Stanley 55 pass from Noyer (Price kick)	7- 3	3:20	2Q
Stanford — Toner 33 FG	7- 6	14:13	2Q
COLORADO — Noyer 7 run (Price kick)	14- 6	9:36	2Q
Stanford — Toner 28 FG	14- 9	1:50	2Q
COLORADO — Noyer 10 run (Price kick)	21- 9	11:32	3Q
COLORADO — Rice 34 pass from Noyer (Price kick)	28- 9	8:55	3Q
Stanford — Mills 2 run (Toner kick)	28-16	4:35	3Q
COLORADO — Mangham 2 run (Price kick)	35-16	14:58	4Q
Stanford — Jones 2 run (Wedington pass from Mills)	35-24	8:45	4Q
Stanford — Harrington 1 pass from Mills (Fisk pass from Mills)	35-32	2:34	4Q

Attendance: 0 **Time:** 3:37
Weather (50°): overcast; 26% humidity, wind negligible

TEAM STATISTICS	COLORADO	STANFORD
First Downs	22	24
Third Down Efficiency (Fourth)	8-14 (0-0)	5-16 (1-2)
Rushes—Net Yards	45-177	21-70
Passing Yards	255	327
Passes (Att-Comp-Int)	24-15-1	56-31-0
Total Offense	432	397
Return Yards	18	8
Punts: No-Average	6-37.5	5-46.2
Fumbles: No-Lost	0-0	1-1
Penalties/Yards	6/61	7/50
Quarterback Sacks—Yards	1-3	1-2
Time of Possession	28:33	31:27
Drives/Average Field Position	13/C32	13/S23
Red Zone: Scores-Attempts (Points)	3-3 (21)	5-5 (29)

INDIVIDUAL STATISTICS

Rushing—Colorado: Broussard 27-121, Noyer 8-36, Mangham 8-18, Clayton 1-3, Stanley 1-minus 1. **Stanford:** Mills 6-36, Peat 5-21, Jones 9-9, Woods 1-4.

Passing—Colorado: Noyer 24-15-1, 255, 2 td. **Stanford:** Mills 56-31-0, 327, 1 td.

Receiving—Colorado: Stanley 6-126, Shenault 3-60, Rice 2-38, Jackson 1-14, Arias 1-10, Lynch 1-6, Broussard 1-1. **Stanford:** Wedington 8-77, Jones 7-48, Wilson 6-95, Fehoko 5-74, Harrington 2-18, Higgins 1-29, Tremayne 1-12, Filkins 1-minus 6, Rouse 0-minus 20.

Punting—Colorado: Watts 6-37.5 (50 long, 1 In20). **Stanford:** Sanborn 5-46.2 (52 long, 0 In20).

Punt Returns—Colorado: Stanley 3-18. **Stanford:** Wilson 1-8. **Kickoff Returns—Colorado:** Bell 2-43. **Stanford:** Peat 3-74, Wedington 3-71.

Tackle Leaders—Colorado: Landman 14,3—17; Gonzalez 5,1—6; Wells 5,0—5; Lewis 4,0—4; Blackmon 2,2—4; Rakestraw 3,0—3; M.Perry 2,1—3; Johnson 1,2—3; Lang 2,0—2;

Jones 1,1—2; Thomas 0,2—2; Bethel 1,0—1; Montgomery 1,0—1. **Stanford:** Robinson 5,3—8; Booker 4,4—8; Antoine 5,2—7; Wade-Perry 3,3—6; Damuni 2,3—5; Schaffer 4,0—4.

Quarterback Sacks—Colorado: Wells 1-3. **Stanford:** Schaffer 1-2.

Interceptions—Colorado: none. **Stanford:** Antoine 1-0. **Passes Broken Up—Colorado:** Wells 3, I.Lewis 2, Blackmon 2, Gustav, M.Perry, Rakestraw, Sami, Wells. **Stanford:** Antoine, Fox.

GAME NOTES

The CU-Stanford series is now tied at 6-6 (3-3 since CU joined the Pac-12); CU has won three straight in the series and scored more TDs in this game (5) than in the first five games in the series (4) with the two schools as league mates. CU's 432 yards were its most in the series since it had 551 in the '93 game in Palo Alto; the 255 passing yards were its second-most ... The win snapped a streak of 12 straight wins in home openers by the Cardinal ... Colorado has scored 35 or more points in its first two games of a season for the 17th time in its history, the fourth time this century (2005-13-16) ... CU has never opened a season with two straight turnover-free games; the 67:15 into 2020, however, is the ninth-longest time-wise into a year before the first one (Noyer interception) was committed ... **Karl Dorrell** is the third straight CU head coach to open 2-0 in his first year at the reins; the last to open 3-0 was **Rick Neuheisel** in 1995 (Dorrell was the offensive coordinator on that team) ... With **WR Dimitri Stanley** (6-126 receiving) and **TB Jarek Broussard** (27-121 rushing), it marked the 49th time in CU history, the Buffaloes have had a 100-yard rusher and receiver in the same game (with a record of 38-11 in those games). It was Stanley's first 100-yard game; his father **Walter** had one in his career (222 vs. Texas Tech in 1981), making them the first father-son combo in school history to have 100-yard games ... CU has now played in nine 1-score games (8 points or less) in its last 13 dating back to game 2 in 2019 ... **QB Sam Noyer** (24-15-1, 255, 2 TD, 170.9 rating; 8-36 rushing, 2 TD; 5,10—15 FDE) is the first quarterback to score two rushing TDs in a game since 2018 (**Steven Montez** vs. UCLA) and the last to run for two and pass for two in the same outing since 2015 (**Sefo Liufau** at Arizona) ... Broussard is the first Buff to rush for 100 or more yards in the first two games of a season since 2005 ... He joined **TB Charlie Davis** and **TB Marcus Houston** (2000) as the only Buffs to rush for 100 or more in their first two career games.

**GAME 3: COLORADO 20, SAN DIEGO STATE 10****(NOVEMBER 28, 2020)****FOLSOM FIELD, BOULDER**

BOULDER — Colorado's defense throttled San Diego State and the Buffaloes produced just enough offense to record a 20-10 win over the Aztecs at Folsom Field.

Karl Dorrell's Buffs improved to 3-0 in his first season at the helm and CU became bowl eligible for the first time since 2016. The game was scheduled just two days prior after both teams' original opponents were unable to play because of Covid-19 issues.

CU's offense scored two touchdowns in the first half, then leaned on the defense to wrap up the win. San Diego State's only touchdown came via an interception return late in the second quarter.

Led by linebacker Nate Landman, CU's defense held SDSU's offense to one field goal. San Diego State finished with just 155 yards total offense and converted only four of 17 third down attempts. CU recorded four sacks, with Landman nailing down three. Linebacker Carson Wells added four tackles for loss as Colorado finished the night with 11 stops behind the line of scrimmage.

Offensively, the Buffs got a third straight 100-yard effort from Jarek Broussard, who carried 32 times for 124 yards. CU quarterback Sam Noyer threw for 138 yards and one TD and ran for another, and La'Vontae Shenault had six catches for 64 yards.

Colorado dominated the game for the first 27 minutes. The Buffs drove 83 yards in 16 plays for a touchdown on their first possession, then added a 13-play, 63-yard touchdown march in the second quarter to take a 14-0 lead with 4:50 left in the half.

Colorado did most of its damage on the ground, hammering the Aztecs with a steady dose of Broussard. The CU sophomore ripped off gains of 19 and 16 yards on CU's first possession, while Noyer also found Shenault for a pair of completions on the drive, setting up a Noyer 1-yard touchdown run on fourth-and-goal.

The Buffs then bumped their lead to 14-0 with another long drive in the second quarter. Noyer improvised a nice shovel toss to Jaylon Jackson for a 3-yard touchdown pass to complete the drive.

CU's defense, meanwhile, stuffed the Aztecs at every opportunity for most of the half. When the Buffs forced a San Diego State three-and-out after CU's second touchdown, the Buffs had possession at midfield, 3:29 on the clock and an opportunity to deal a knockout blow.

Instead, the momentum turned in a flash when Noyer's second interception of the year proved to be a costly one. SDSU's Darren Hall stepped in front of K.D. Nixon on a sideline route and perfectly read Noyer's throw. Hall grabbed the ball and raced untouched to the end zone for a 57-yard touchdown return to cut CU's lead to 14-7.

Colorado then recorded a three-and-out and punted, and the Aztecs came up with enough offense to put themselves in position for a 48-yard field goal just before half, cutting CU's lead to 14-10.

Colorado's offense struggled in the second half, managing to produce just a pair of field goals, but it was enough to secure the win. The first came after a 42-yard march midway through the third quarter, when Evan Price's 36-yard kick gave the Buffs a 17-10 lead. The second came with 9:34 left in the game when Price was good from 41 yards out for a 20-10 edge.

Colorado's defense never let SDSU capitalize on its momentum from the first half. San Diego State failed to reach inside the Colorado 20 once all night, and the most the Aztecs could manage in the second half were a pair of long field goal attempts that both missed their mark.

San Diego State	0	10	0	0	—	10
COLORADO	7	7	3	3	—	20

SCORING	Score	Time	Qtr
COLORADO — Noyer 1 run (Price kick)	7- 0	8:17	1Q
COLORADO — Jackson 3 pass from Noyer (Price kick)	14- 0	4:50	2Q
San Diego State — Hall 57 interception return (Araiza kick)	14- 7	3:18	2Q
San Diego State — Araiza 48 FG	14-10	0:04	2Q
COLORADO — Price 36 FG	17-10	6:01	3Q
COLORADO — Price 41 FG	20-10	9:34	4Q

Attendance: 0 Time: 3:17
Weather (55°): clear skies; 22% humidity, 3 mph winds from the north

TEAM STATISTICS	COLORADO	SAN DIEGO ST.
First Downs.....	19	10
Third Down Efficiency (Fourth).....	7-19 (1-1)	4-17 (0-1)
Rushes—Net Yards	53-134	31-79
Passing Yards	138	76
Passes (Att-Comp-Int).....	29-17-1	28-11-1
Total Offense.....	272	155
Return Yards	20	75
Punts: No-Average.....	8-38.4	8-44.9
Fumbles: No-Lost.....	3-0	1-0
Penalties/Yards	3/40	7/64
Quarterback Sacks—Yards	4-10	2-14
Time of Possession	37:28	22:32
Drives/Average Field Position	15/C32	13/SD28
Red Zone: Scores-Attempts (Points).....	3-3 (17)	0-0 (0)

INDIVIDUAL STATISTICS

Rushing—Colorado: Broussard 32-124, Noyer 11-12, Davis 7-10, Stanley 3-minus 12. **San Diego State:** Brookshire 13-50, Williams 6-18, Busbee 1-6, Byrd 4-6, Bell 5-4, Matthews 1-minus 1, Baker 1-minus 4.

Passing—Colorado: Noyer 29-17-1, 138, 1 td. **San Diego State:** Brookshire 19-7-1, 50, 0 td; Baker 9-4-0, 26, 0 td.

Receiving—Colorado: Shenault 6-64, Nixon 4-26, Rice 2-16, Schmanski 2-5, Broussard 1-14, Stanley 1-10, Jackson 1-3. **San Diego State:** Bellinger 3-38, Matthews 2-13, Smith 2-12, Bell 1-9, Kothe 1-3, Byrd 1-1, Busbee 1-0.

Punting—Colorado: Watts 8-38.4 (44 long, 4 In20). **San Diego State:** Kuljian 8-44.9 (52 long, 3 In20).

Punt Returns—Colorado: Stanley 3-20. **San Diego State:** Matthews 2-18. **Kickoff Returns—Colorado:** Shenault 1-16. **San Diego State:** Byrd 1-22.

Tackle Leaders—Colorado: Landman 10,1—11, Rakestraw 8,2—10; Lewis 4,2—6; Wells 5,0—5; Jones 3,1—4; Lang 3,1—4; Johnson 3,0—3; Gonzalez 2,0—2; Miller 1,0—1. Jones 1,1—2; Thomas 0,2—2; Bethel 1,0—1. **San Diego State:** Thomas 11,3—14; Aleki 6,4—10; Thompson 6,4—10; Hawkins 4,3—7; Johnson 4,3—7; Tavai 4,2—6.

Quarterback Sacks—Colorado: Landman 3-6, Wells 1-4. **San Diego State:** Thomas 1-12, Mitchell 1-2.

Interceptions—Colorado: Appleton 1-6. **San Diego State:** Hall 1-57. **Passes Broken Up—Colorado:** Appleton, Jones, Lewis, Landman. **San Diego St.:** Hall, Hawkins, Johnson, Thompson.

GAME NOTES

CU took a 2-0 lead in the series with SDSU, the other game a 34-14 win in 2002 ... Colorado has now started 3-0 for the third time in four seasons (2017, 2018, 2020) ... That 3-0 start makes **Karl Dorrell** the sixth coach in CU history to win his first three games; the only other coach to do so since 1905 was **Rick Neuheisel** in 1995 (with Dorrell the offensive coordinator on that staff) ... CU is now **68-24** against unranked teams in November dating back to 1985 ... The opponents did not start a drive in CU territory until the 11th possession tonight (SDSU at the CU43), or the 39th opponent drive of the year ... This was the first time CU opened with three opponents from the same state since 1924 (Western State, Regis, Colorado College) and first time ever with three from a state other than Colorado ... CU scored in all **12** quarters to open a season for the first time since 1998, when the Buffs scored in the first 16 ... CU's first fumble of the season (fumbled center snap) occurred with 5:29 left in the second quarter, or 144 minutes and 31 second into the season; that's the second longest in school history, behind 1:46:06 in 2014 ... The **10** points were the fewest points CU allowed in a game since the first two games of the 2017 season, when CSU and Texas State were each held to a field goal—also the last two times that CU did not allow an offensive TD ... TE C.J. Schmanski became just the 10th walk-on player to start a game on offense or defense since at least 1992 ... Colorado improved to **47-1** all-time when holding an opponent under 100 yards in both rushing yards (79 by SSU) and passing yards (76) ... The **155** yards by SDSU was the first time an opponent was held under 200 since 2016 (Arizona State, 199), and the fewest since earlier that same year when Idaho State had 96 ... SDSU was 1-of-19 in *second* down efficiency ... SDSU ran 18 plays in plus territory for a net 22 yards, and never penetrated CU's 20 (red zone) ... Of SDSU's 59 plays, 19 went for zero gains and 11 for minus yardage (CU had **14** tackles at or behind the line of scrimmage).

**PAC-12 / 2020 GAME CANCELLATION, TIEBREAKER INFO**

Game Cancellation. The Pac-12 has established minimum thresholds to play a football game of at least **53** scholarship players available to participate and the following minimum number of position scholarship players available to begin a game: seven (7) offensive linemen, one (1) quarterback and four (4) defensive linemen. The impacted institution has the option to play the game with fewer than the 53 scholarship players or fewer than the minimum number of position players listed above if it elects to do so. Otherwise, upon approval by the Commissioner, the game would be rescheduled or declared a no contest.

In addition, a game should be rescheduled or declared a no contest in the event of the following COVID-19 related impacts:

1. Inability to isolate new positive cases within a team or athletic department or to quarantine high-risk contacts.
2. Unavailability or inability to perform testing as provided by the Pac-12 medical guidelines.
3. Campus-wide or local community transmission rates that are considered unsafe by local public health officials.
4. Inability to perform adequate contact tracing consistent with governmental requirements.
5. Local public health officials of the home team state that there is an inability for the hospital infrastructure to accommodate a surge.

Tiebreakers (*Procedures To Determine Division Champions With An Unbalanced Conference Schedule*). In order for teams to be considered in a divisional tiebreak scenario, teams must play no less than one fewer conference game than the average number of conference games played by all conference teams (rounded up/down at .50). For example, if the average number of conference games played in the 2020 season is 5.25 (value of 5 when rounded down), a team would be eligible to win their Division if that team played 4 conference games. The winner of each Division will be determined by the best winning percentage (both divisional and cross-divisional) within the conference. In the event of an unbalanced schedule where there is a tie for the best record in the loss column, head-to-head results will take precedence over winning percentage. In determining the divisional champions, the following will apply: If any team(s) has not played six (6) Conference games (due to not being able to reschedule a postponed Conference game) and any team(s) is within one Conference win from the team(s) with the highest conference winning percentage AND has an equal number of losses, those teams shall be declared tied. The following procedures will be applied to determine the Pac-12 Championship Game representatives:

Two-Team Tie

1. Head-to-head results
2. Record in games played within the division
3. Record against the next highest placed team in the division (based on record in all games played within the Conference), proceeding through the division
4. Record in common Conference games
5. Team with the highest College Football Playoff (CFP) ranking
6. Cumulative winning percentage of each tied team's Conference opponents
7. Highest ranking by SportSource Analytics (Team Rating Score metric) following the last weekend of regular-season games
8. Coin toss

Multiple-Team Ties

The following procedures will only be used to eliminate all but two teams, at which point the two- team tiebreaking procedure will be applied:

1. Head-to-head (best record in games among the tied teams)
2. Record in games played within the division
3. Record against the next highest placed team in the division (based on record in all games played within the Conference), proceeding through the division
4. Record in common Conference games
5. Team with the highest College Football Playoff (CFP) ranking
6. Cumulative winning percentage of each tied team's Conference opponents
7. Highest ranking by SportSource Analytics following the last weekend of regular-season games

Determination of Championship Game Host

In the event of a tie, the following procedures will be applied to determine the home team:

1. Head-to-head competition, if applicable
2. Record against the next highest-placed common opponent in the Conference (based on recording all games played) proceeding through the Conference
3. Record in common Conference games
4. Team with the highest College Football Playoff (CFP) ranking
5. Highest ranking by SportSource Analytics following the last weekend of regular-season games
6. Coin toss

Tiebreak Procedures to Determine Conference Championship Participations if Number of Conference Games Falls To 4 or Below

In the event that the average number of conference games falls to 4 or below, the two teams with the best winning percentage (both divisional and cross-divisional) within the conference will participate in the Pac- 12 Football Championship Game (regardless of division affiliation). In order for teams to be considered in a tie-break scenario, teams must play no less than one fewer conference game than the average number of conference games played by all conference teams (rounded up/down at .50). For example, if the average number of conference games played in the 2020 season is 4.25 (value of 4 when rounded down) a team would be eligible to participate in the Pac-12 Football Championship Game if that team played 3 conference games. Under this scenario, the participants in Pac-12 Football Championship Game will be determined by the best winning percentage within the conference. In the event of an unbalanced schedule where there is a tie for the best record in the loss column, head-to-head results will take precedence over winning percentage. If the teams remain tied, the following procedures will be applied to determine the Pac-12 Championship Game representatives:

Two-Team Tie

1. Head-to-head
2. Record in common Conference games
3. Team with the highest College Football Playoff (CFP) ranking
4. Cumulative winning percentage of each tied team's Conference opponents
5. Highest ranking by SportSource Analytics (Team Rating Score metric) following the last weekend of regular-season games
6. Coin toss

Multiple-Team Ties

1. Head-to-head (best record in games among the tied teams)
2. Record in common Conference games
3. Team with the highest College Football Playoff (CFP) ranking
4. Cumulative winning percentage of each tied team's conference opponents
5. Highest ranking by SportSource Analytics following the last weekend of regular-season games
6. Coin toss

**NOTABLE PERFORMANCES: THE LAST TIME****INDIVIDUAL**

Kickoff Return For A Touchdown	Colorado: Nelson Spruce vs. Cal in Boulder, Nov. 16, 2013 (onside, 46 yards; otherwise: M. Mosley vs. Utah, Nov. 23, 2012, 100 yds)
	Opponent: Reggie Dunn, Utah in Boulder, Nov. 23, 2012 (100 yards).
Punt Return For A Touchdown	Colorado: Laviska Shenault vs. Texas State in Boulder, Sept. 9, 2017 (55 yards; on a fumble return).
	Opponent: Dermari Simpkins, Utah at Salt Lake City, Nov. 30, 2016 (66 yards).
Interception Return For A Touchdown	Colorado: Dante Wigley vs. Oregon State in Boulder, Oct. 27, 2018 (27 yards).
	Opponent: Darren Hall, San Diego State in Boulder, Nov. 28, 2020 (57 yards, TD).
Fumble Return/Recovery For A Touchdown	Colorado: Mustafa Johnson vs. Colorado State in Denver, Aug. 30, 2019 (9 yards).
	Opponent: Tra'Mayne Bondurant, Arizona at Tucson, Nov. 8, 2014 (22 yards).
Blocked Punt Return For A Touchdown	Colorado: Lawrence Vickers vs. Washington State at Seattle, Sept. 11, 2004 (0 yards).
	Opponent: Grant Perry, Michigan at Ann Arbor, Sept. 17, 2016 (6 yards).
Blocked Field Goal Return For A Touchdown	Colorado: Has not occurred.
	Opponent: Max Bergen, Stanford at Palo Alto, Oct. 8, 2011 (75 yards; first-ever against Colorado)
Blocked Punt	Colorado: Alex Fontenot vs. California at Berkeley, Nov. 24, 2018 and vs. Utah in Boulder, Nov. 17, 2018.
	Opponent: Khaylan Thomas, Arizona State at Tempe, Nov. 4, 2017.
Blocked PAT Kick	Colorado: Terrance Lang vs. Oregon State in Boulder, Oct. 27, 2018.
	Opponent: Jordan Jackson, Air Force in Boulder, Sept. 14, 2019 (<i>kicker: James Stefanou</i>)
Blocked Field Goal	Colorado: Mark Perry vs. San Diego State in Boulder, Nov. 28, 2020.
	Opponent: Quentin Lake, UCLA in Boulder, Nov. 2, 2020 (<i>second one in game</i>).
Offensive Lineman To Score A Touchdown	Colorado: Alex Kelley vs. Colorado State in Denver, Sept. 2, 2016 (recovered fumble in end zone).
	Opponent: Has not occurred.
Defensive Two-Point Conversion	Colorado: Greg Biekert vs. Nebraska in Boulder, Nov. 2, 1991.
	Opponent: Has not occurred.
300 Yards Total Offense	Colorado: 321, Sam Noyer vs. UCLA in Boulder, Nov. 7, 2020 (<i>257 pass, 64 rush</i>).
	Opponent: 363, Davis Mills, Stanford at Palo Alto, Nov. 14, 2020 (<i>327 pass, 36 rush</i>).
400 Yards Total Offense	Colorado: 416, Steven Montez vs. Southern California in Boulder, Nov. 11, 2017 (<i>376 pass, 40 rush</i>).
	Opponent: 412, Dorian Thompson-Robinson, UCLA in Boulder, Nov. 7, 2020 (<i>303 pass, 109 rush</i>).
100 Yards Rushing	Colorado: 124, Jarek Broussard vs. San Diego State in Boulder, Nov. 28, 2020 (<i>32 attempts</i>).
	Opponent: 109, Dorian Thompson-Robinson, UCLA in Boulder, Nov. 7, 2020 (<i>9 attempts</i>).
200 Yards Rushing	Colorado: 281, Phillip Lindsay vs. Arizona in Boulder, Oct. 7, 2017 (<i>41 attempts</i>).
	Opponent: 327, Khalil Tate, Arizona in Boulder, Oct. 7, 2017 (<i>14 attempts</i>).
300 Yards Rushing	Colorado: 309, Chris Brown vs. Kansas at Lawrence, Oct. 12, 2002.
	Opponent: 327, Khalil Tate, Arizona in Boulder, Oct. 7, 2017 (<i>14 carries</i>).
Three Touchdowns Rushing	Colorado: 3, Jarek Broussard vs. UCLA in Boulder, Nov. 7, 2020.
	Opponent: 3, Cyrus Habibi-Likio, Oregon at Eugene, Oct. 11, 2019.
Four Touchdowns Rushing	Colorado: 4, Michael Adkins II vs. Charleston Southern in Boulder, Oct. 19, 2013.
	Opponent: 4, Khalil Tate, Arizona in Boulder, Oct. 7, 2017.
Two 100-Yard Rushers	Colorado: Phillip Lindsay (31-144) and Sefo Liufau (23-108) vs. Washington State in Boulder, Nov. 19, 2016.
	Opponent: Adrian Martinez (15-117) and Greg Bell (13-104), Nebraska at Lincoln, Sept. 8, 2018.
Three 100-Yard Rushers	Colorado: Jon Keyworth (18-124), Paul Arendt (23-116) and Ward Walsh (15-101), vs. Air Force at USAFA, Nov. 21, 1970.
	Opponent: David Overstreet (18-258), Darrell Shepard (3-151) and George Rhymes (9-110), Oklahoma in Boulder, Oct. 4, 1980.
300 Yards Passing	Colorado: 324, Steven Montez vs. Southern California in Boulder, Oct. 25, 2019 (<i>27-of-43</i>).
	Opponent: 327, Davis Mills, Stanford at Palo Alto, Nov. 14, 2020 (<i>31-of-56</i>).
400 Yards Passing	Colorado: 455, Sefo Liufau vs. California at Berkeley, Sept. 27, 2014 (<i>46-of-67</i>).
	Opponent: 406, Kedon Slovis, Southern California in Boulder, Oct. 25, 2019 (<i>30-of-44</i>).
Three Touchdowns Passing	Colorado: 3, Steven Montez vs. Southern California in Boulder, Oct. 25, 2019.
	Opponent: 4, Dorian Thompson-Robinson, UCLA in Boulder, Nov. 7, 2020.
Four Touchdowns Passing	Colorado: 4, Steven Montez vs. Colorado State in Denver, Aug. 31, 2018.
	Opponent: 4, Dorian Thompson-Robinson, UCLA in Boulder, Nov. 7, 2020.
Five Touchdowns Passing	Colorado: 7, Sefo Liufau vs. California at Berkeley, Sept. 27, 2014 (<i>school record</i>).
	Opponent: 5, Khalil Tate, Arizona at Tucson, Nov. 2, 2018.
Three Interceptions Thrown	Colorado: 4, Steven Montez vs. Oregon at Eugene, Oct. 11, 2019.
	Opponent: 3, Ryan Burns, Stanford at Palo Alto, Oct. 22, 2016.
Four Interceptions Thrown	Colorado: 4, Steven Montez vs. Oregon at Eugene, Oct. 11, 2019.
	Opponent: 4, Graham Harrell, Texas Tech at Lubbock, Oct. 27, 2007.
10 Receptions	Colorado: 10, Tony Brown vs. Arizona in Boulder, Oct. 5, 2019 (<i>141 yards</i>).
	Opponent: 11, Isaiah Hodgins, Oregon State in Boulder, Oct. 27, 2018 (<i>146 yards</i>).
100 Yards Receiving	Colorado: 126, Dimitri Stanley vs. Stanford at Palo Alto, Nov. 14, 2020 (<i>6 receptions</i>).
	Opponent: 126, Greg Dulcich, UCLA in Boulder, Nov. 7, 2020 (<i>4 receptions</i>).
200 Yards Receiving	Colorado: 211, Laviska Shenault vs. Colorado State in Denver, Aug. 31, 2018 (<i>11 receptions</i>).
	Opponent: 208, Ryan Broyles, Oklahoma at Norman, Oct. 30, 2010 (<i>9 receptions</i>).
Two Touchdowns Receiving	Colorado: 2, K.D. Nixon vs. Southern California in Boulder, Oct. 25, 2019.
	Opponent: 2, Michael Pittman, Utah at Salt Lake City, Nov. 30, 2019.
Three Touchdowns Receiving	Colorado: 3, Tony Brown vs. Arizona State at Tempe, Sept. 21, 2019.
	Opponent: 3, Nelson Agholor, Southern California at Los Angeles, Oct. 18, 2014.
Two 100-Yard Receivers	Colorado: Laviska Shenault (11-211) and K.D. Nixon (6-112) vs. Colorado State in Denver, Aug. 31, 2018.
	Opponent: Michael Pittman (7-156) and Tyler Vaughns (8-104), Southern California in Boulder, Oct. 25, 2019.
100-Yard Rusher & Receiver	Colorado: Jarek Broussard (27-121) rushing & Dimitri Stanley (6-126 receiving) vs. Stanford at Palo Alto, Nov. 14, 2020.
	Opponent: Dorian Thompson-Robinson (9-109 rushing) & Greg Dulcich (4-126 receiving), UCLA in Boulder, Nov. 7, 2020.
100-Yard Rusher & Receiver (same player)	Colorado: Cortlen Johnson (27-172 rushing; 6-105 receiving), vs. Iowa State at Ames, Nov. 10, 2001.
	Opponent: Has not occurred.

**The Last Time, continued...**

Four Touchdowns In A Game	Colorado: 4, Laviska Shenault vs. Arizona State in Boulder, Oct. 8, 2017 (<i>2 rushing, 2 receiving</i>). Opponent: 4, Khalil Tate, Arizona in Boulder, Oct. 7, 2017 (<i>4 rushing</i>).
Four Field Goals In A Game	Colorado: 4, Will Oliver vs. Colorado State in Denver, Sept. 1, 2013. Opponent: 4, Jordan Choukair, Oregon State at Corvallis, Oct. 14, 2017.
50-Yard Field Goal	Colorado: 53, James Stefanou vs. Arizona State at Tempe, Nov. 4, 2017. Opponent: 51, Matt Gay, Utah in Boulder, Nov. 17, 2018.
Two Interceptions In A Game	Colorado: 2, Mikial Onu vs. Colorado State in Denver, Aug. 30, 2019. Opponent: 2, Verone McKinley, Oregon at Eugene, Oct. 11, 2019.
Three Interceptions In A Game	Colorado: 3, Terrence Wheatley vs. Texas Tech at Lubbock, Oct. 27, 2007. Opponent: 3, Philip Thomas, Fresno State at Fresno, Sept. 15, 2012.
Four Interceptions In A Game	Colorado: Has not occurred. Opponent: 4, Frank Nelson, Utah at Salt Lake City, Nov. 2, 1946.
Three Quarterback Sacks In A Game	Colorado: 3 (for 10 yards), Nate Landman vs. San Diego State in Boulder, Nov. 28, 2020. Opponent: 4 (for 31 yards), Vilas Fauonuku, Utah at Salt Lake City, Nov. 28, 2015.
Four Quarterback Sacks In A Game	Colorado: 4½ (for 46), Ron Woolfork vs. Iowa in Boulder, Sept. 26, 1992. Opponent: 4 (for 31 yards), Vilas Fauonuku, Utah at Salt Lake City, Nov. 28, 2015.

TEAM

Shut Out (Defensive)	Colorado: Game: 48-0, vs. Nicholls State in Boulder, Sept. 26, 2015. Through 3rd Qtr: 37-0, vs. Colorado State in Denver, Sept. 2, 2016. At Half: 13-0, vs. Washington in Boulder, Nov. 23, 2019. Opponent: Game: 0-28, by Washington State at Pullman, Oct. 21, 2017. Through 3rd Qtr: 0-21, by Washington State at Pullman, Oct. 21, 2017. At Half: 0-17, by Nebraska in Boulder, Sept. 7, 2019.
Safety	Colorado: vs. Oregon in Boulder, Oct. 22, 2011 (Terrel Smith tackled Cliff Harris in end zone). Opponent: by Stanford at Palo Alto, Oct. 22, 2016 (Sefo Liufau ran out of back of end zone).
Held To No Offensive Touchdowns	Colorado: by Oregon at Eugene, Oct. 11, 2019. Opponent: Texas State in Boulder, Sept. 9, 2017; Colorado State in Denver, Sept. 1, 2017; Stanford at Palo Alto, Oct. 22, 2016.
30 First Downs In A Game	Colorado: 30, vs. Northern Colorado in Boulder, Sept. 16, 2017. Opponent: 30, by Southern California in Boulder, Oct. 25, 2019.
Held Under 10 First Downs	Colorado: 9, by Washington at Santa Clara, Pac-12 Championship Game, Dec. 2, 2016. Opponent: 7, vs. Arizona State in Boulder, Oct. 15, 2016.
500 Yards Total Offense In A Game	Colorado: 525, vs. UCLA in Boulder, Nov. 7, 2020 (264 rush, 261 pass). Opponent: 518, by Southern California in Boulder, Oct. 25, 2019 (112 rush, 406 pass).
600 Yards Total Offense In A Game	Colorado: 603, vs. Washington State in Boulder, Nov. 19, 2016 (258 rush, 345 pass). Opponent: 616, by Arizona in Boulder, Oct. 17, 2015 (291 rush, 325 pass).
Held Under 200 Yards Total Offense In A Game	Colorado: 196, by Utah in Boulder, Nov. 17, 2018 (34 rush, 162 pass). Opponent: 155, San Diego State in Boulder, Nov. 28, 2020 (79 rush, 76 pass).
Held Under 100 Yards Total Offense In A Game	Colorado: 76, by Stanford in Boulder, Nov. 3, 2012 (-21 rush, 97 pass). Opponent: 96, Idaho State in Boulder, Sept. 10, 2016 (29 rush, 67 pass).
300 Yards Rushing In A Game	Colorado: 311, vs. New Hampshire in Boulder, Sept. 15, 2018. Opponent: 329, by Nebraska at Lincoln, Sept. 8, 2018.
400 Yards Rushing In A Game	Colorado: 427, vs. Kansas at Lawrence, Oct. 12, 2002. Opponent: 413, by Arizona in Boulder, Oct. 7, 2017.
500 Yards Rushing In A Game	Colorado: 502, vs. Missouri in Boulder, Nov. 11, 2000. Opponent: 516, by Missouri at Columbia, Oct. 6, 1984.
Held Under 100 Yards Rushing In A Game	Colorado: 60, by Utah at Salt Lake City, Nov. 30, 2019 (31 attempts; included five sacks for 30 yards). Opponent: 79, vs. San Diego State in Boulder, Nov. 28, 2020 (31 attempts; included four sacks for 10 yards).
400 Yards Passing In A Game	Colorado: 401, vs. Arizona State at Tempe, Oct. 10, 2015. Opponent: 406, by Southern California in Boulder, Oct. 25, 2019.
500 Yards Passing In A Game	Colorado: 533, vs. NE Louisiana in Boulder, Sept. 16, 1995. Opponent: 523, by Fresno State at Honolulu, Dec. 25, 1993 (<i>Aloha Bowl</i> ; only time ever vs. Colorado)
Held Under 100 Yards Passing In A Game	Colorado: 94, by Washington State at Pullman, Oct. 21, 2017. Opponent: 76, vs. San Diego State in Boulder, Nov. 28, 2020.
Averaged Over Eight Yards Per Play	Colorado: 9.17, vs. Colorado State in Denver, Aug. 31, 2018 (65-596). Opponent: 8.20, by Arizona at Tucson, Nov. 2, 2018 (69-566).
Held Under Three Yards Per Play	Colorado: 2.93, by Utah in Boulder, Nov. 17, 2018 (67-196). Opponent: 2.63, vs. San Diego State in Boulder, Nov. 28, 2020 (59-155).
Four Interception Game	Colorado: 4, vs. Texas Tech at Lubbock, Oct. 27, 2007. Opponent: 4, by Oregon at Eugene, Oct. 11, 2019.
Five Interception Game	Colorado: 5, vs. Texas Tech at Lubbock, Nov. 1, 2003. Opponent: 5, by Oklahoma in Boulder, Oct. 17, 1992.
Six Quarterback Sacks	Colorado: 6 (for 33 yards), vs. Nebraska in Boulder, Sept. 7, 2019. Opponent: 7 (for 43 yards), by Nebraska at Lincoln, Sept. 8, 2018.
Forced Six (Five) Lost Opponent Fumbles	Colorado: 6, vs. Kansas State in Boulder, Oct. 22, 1983 (5 vs. Nebraska in Boulder, Nov. 26, 1999) Opponent: 6, by Nebraska at Lincoln, Oct. 25, 1975 (5 by Oklahoma State at Stillwater, Nov. 8, 1980).
Forty-Minute Time of Possession Game	Colorado: 41:05, vs. UCLA at Pasadena, Oct. 31, 2015. Opponent: 41:46, by Washington State in Boulder, Nov. 10, 2018.
Turnover-Free Game	Colorado: vs. UCLA in Boulder, Nov. 7, 2020. Opponent: by Utah at Salt Lake City, Nov. 30, 2019.
Did Not Punt	Colorado: vs. Iowa State in Boulder, Nov. 19, 1994. Opponent: by Washington at Seattle, Nov. 9, 2013 (just second time since 1983; Baylor in 2010).
Recovered Own Onside Kick	Colorado: vs. Southern California at Los Angeles (Kyle Trego), Oct. 13, 2018; <i>0-of-last-3 (2-of-last 10 back to 2014)</i> . Opponent: by California in Boulder, Nov. 16, 2013; <i>0-of-last-6</i> .

**CAREER SINGLE GAME BESTS***(for those who have regularly appeared in games)***CURTIS APPLETON, OLB**

Total Tackles— 1, at Stanford, 11/28/20
Solo Tackles— N/A
Interceptions— 1, vs. San Diego State, 11/28/20
Pass Deflections— N/A

DANIEL ARIAS, WR

Receptions— 2, vs. Arizona, 10/05/19
Receiving Yards— 38, vs. UCLA, 11/07/20
Long Reception— 38, vs. UCLA, 11/07/20
Receiving TDs— 1, twice (last: at Utah, 11/30/19)

MAURICE BELL, WR

Receptions— 5, vs. UCLA, 11/07/20
Receiving Yards— 43, vs. UCLA, 11/07/20
Long Reception— 20, vs. UCLA, 11/07/20
Receiving TDs— N/A

MEKHI BLACKMON, CB

Total Tackles— 4, four times (last: vs. SDSU, 11/28/20)
Solo Tackles— 4, twice (last: vs. Colorado State, 8/30/19)
Interceptions— N/A
Pass Deflections— 2, at Stanford, 11/14/20

JAREK BROUSSARD, TB

Rushing Attempts— 32, vs. San Diego State, 11/28/20
Rushing Yards— 187, vs. UCLA, 11/07/20
Long Run— 37, vs. UCLA, 11/07/20
Rushing TDs— 3, vs. UCLA, 11/07/20

CHRIS CARPENTER, WR

Receptions— N/A
Receiving Yards— N/A
Long Reception— N/A
Receiving TDs— N/A

ASHAAD CLAYTON-JOHNSON, TB

Rushing Attempts— 1, at Stanford, 11/14/20
Rushing Yards— 3, at Stanford, 11/14/20
Long Run— 3, at Stanford, 11/14/20
Rushing TDs— N/A

ALEX FONTENOT, TB

Rushing Attempts— 25, at Arizona State, 9/21/19
Rushing Yards— 125, Colorado State, 8/30/19
Long Run— 32, Colorado State, 8/30/19 (TD)
Rushing TDs— 3, Colorado State, 8/30/19
Receptions 5, twice (last: vs. Southern California, 10/25/19)
Receiving Yards— 34, vs. Arizona, 10/05/19
Long Reception— 19, vs. Arizona, 10/05/19

TYLER FRANCIS, PK

Field Goals Made— 2, at Arizona, 11/02/18
Field Goals Attempted— 2, at Arizona, 11/02/18
Long Field Goal— 48, at Arizona, 11/02/18
PAT Made— 4, at Arizona, 11/02/18

CHRISTIAN GONZALEZ, CB

Total Tackles— 6, at Stanford, 11/14/20
Solo Tackles— 5, at Stanford, 11/14/20
Interceptions— N/A
Pass Deflections— N/A

JAYLON JACKSON, WR

Receptions— 6, at Arizona, 11/02/18
Receiving Yards— 57, vs. Nebraska, 9/07/19
Long Reception— 57, vs. Nebraska, 9/07/19
Receiving TDs— 1, vs. San Diego State, 11/28/20

MUSTAFA JOHNSON, DE

Total Tackles— 10, twice (last: vs. Arizona State, 10/06/18)
Solo Tackles— 8, twice (last: vs. Oregon State, 10/27/18)
QB Sacks— 3, vs. Nebraska, 9/07/19
Third Down Stops— 3, vs. Nebraska, 9/07/19

AKIL JONES, ILB

Total Tackles— 11, at Utah, 11/30/19 (6 solo)
Solo Tackles— 8, twice (last: Washington, 11/23/19)
Third Down Stops— 2, vs. Air Force, 9/14/19
QB Sacks— N/A

JANAZ JORDAN, DT

Total Tackles— 3, vs. Arizona, 10/05/19
Solo Tackles— 1, twice (last: vs. USC, 10/25/19)
QB Sacks— N/A
Third Down Stops— N/A

NATE LANDMAN, ILB

Total Tackles— 19, vs. Utah, 11/17/18
Solo Tackles— 16, at Oregon, 10/11/19
Tackles For Loss— 4, vs. San Diego State, 11/28/20
QB Sacks— 3, vs. San Diego State, 11/28/20
Third Down Stops— 4, twice (last: vs. SDSU, 11/28/20)
Pass Deflections— 3, at California, 11/24/18
Interceptions— 1, thrice (last: vs. Washington, 11/23/19)

TERRANCE LANG, DE

Total Tackles— 7, at UCLA, 11/02/19
Solo Tackles— 5, vs. Washington, 11/23/19
QB Sacks— 1, seven times (last: at Utah, 11/30/19)
Third Down Stops— 2, twice (last: at California, 11/24/18)

BRENDEN LEWIS, QB

Pass Attempts— N/A
Pass Completions— N/A
Passing Yards— N/A
TD Passes— N/A

TARIK LUCKETT, CB

Total Tackles— 6, at UCLA, 11/02/19
Solo Tackles— 6, at UCLA, 11/02/19
Interceptions— N/A
Pass Deflections— 1, twice (last: vs. Stanford, 11/09/19)

MATT LYNCH, TE

Receptions— 1, twice (last: vs. Stanford, 11/14/20)
Receiving Yards— 6, at Stanford, 11/14/20
Long Reception— 6, at Stanford, 11/14/20
Receiving TDs— N/A

TYLER LYTLE, QB

Pass Attempts— 5, vs. Utah, 11/17/18
Pass Completions— 4, vs. Utah, 11/17/18
Passing Yards— 55, vs. Utah, 11/17/18
TD Passes— N/A
Long Pass— 33, vs. Utah, 11/17/18
Interceptions— 1, vs. Utah, 11/17/18
Rating (min 10 att.)— 132.4, vs. Utah, 11/17/18

JAREN MANGHAM, TB

Rushing Attempts— 17, at UCLA, 11/02/19
Rushing Yards— 77, at UCLA, 11/02/19
Long Run— 19, vs. Air Force, 9/14/19
Rushing TDs— 2, vs. Nebraska, 9/07/19

CHRIS MILLER, CB

Total Tackles— 4, thrice (last: at Arizona State, 9/21/19)
Solo Tackles— 3, twice (last: at Arizona State, 9/21/19)
Interceptions— 1, vs. Nebraska, 9/07/19
Pass Deflections— 1, twice (last: at Arizona St., 9/21/19)

JAMAR MONTGOMERY, OLB

Total Tackles— 2, vs. Southern California, 10/25/19
Solo Tackles— 2, vs. Southern California, 10/25/19
QB Sacks— 1, vs. Southern California, 10/25/19
Third Down Stops— N/A

K.D. NIXON, WR

Receptions— 13, vs. Oregon State, 10/27/18
Receiving Yards— 198, vs. Oregon State, 10/27/18
Long Reception— 96, vs. Nebraska, 9/07/19 (TD)
Receiving TDs— 2, twice (last: vs. USC, 10/25/19)
Long Run— 12, twice (at Utah, 2017; vs. Stanford 2019)

SAM NOYER, QB

Pass Attempts— 31, vs. UCLA, 11/07/20
Pass Completions— 20, vs. UCLA, 11/07/20
Passing Yards— 257, vs. UCLA, 11/07/20
TD Passes— 2, at Stanford, 11/14/20
Long Pass— 55, at Stanford, 11/14/20 (TD)
Interceptions— 1, thrice (last: vs. San Diego State, 11/28/20)
Rating (min 10 att.)— 170.9, at Stanford, 11/14/20

MARK PERRY, S

Total Tackles— 3, four times (last: at Stanford, 11/14/20)
Solo Tackles— 3, at Washington State, 10/19/19
Interceptions— N/A
Pass Deflections— 1, four times (last: at Stanford, 11/14/20)

EVAN PRICE, PK

Field Goals Made— 3, vs. Stanford, 11/09/19
Field Goals Attempted— 3, thrice (last: vs. UCLA, 11/07/20)
Long Field Goal— 45, vs. UCLA, 11/07/20
PAT Made— 5, at Stanford, 11/14/20

DERRION RAKESTRAW, S

Total Tackles— 10, vs. San Diego State, 11/28/20
Solo Tackles— 8, vs. San Diego State, 11/28/20
Interceptions— 1, four times (last: Stanford, 11/09/19)
Pass Deflections— 2, at Washington State, 10/19/19

BRENDEN RICE, WR

Receptions— 2, twice (last: vs. San Diego State, 11/28/20)
Receiving Yards— 39, at Stanford, 11/14/20
Long Reception— 34, at Stanford, 11/14/20 (TD)
Receiving TDs— 1, at Stanford, 11/14/20

NA'IM RODMAN, DL

Total Tackles— 3, vs. Washington, 11/23/19
Solo Tackles— 1, 4 times (last: vs. Washington, 11/23/19)
QB Sacks— N/A
Third Down Stops— 1, at Arizona State, 9/21/19

BRADY RUSSELL, TE

Receptions— 5, vs. UCLA, 11/07/20
Receiving Yards— 77, vs. UCLA, 11/07/20
Long Reception— 34, vs. UCLA, 11/07/20
Receiving TDs— 1, thrice (last: vs. UCLA, 11/07/20)

JALEN SAMI, DT

Total Tackles— 5, twice (last: at Utah, 11/30/19)
Solo Tackles— 4, Washington, 11/23/19
QB Sacks— 1, at Utah, 11/30/19 (two ½ sacks)
Third Down Stops— 1, thrice (last: at Utah, 11/30/19)

C.J. SCHMANSKI, TE

Receptions— 2, vs. San Diego State, 11/28/20
Receiving Yards— 5, vs. San Diego State, 11/28/20
Long Reception— 6, vs. San Diego State, 11/28/20
Receiving TDs— N/A

DEION SMITH, TB

Rushing Attempts— 7, at Oregon, 10/11/19
Rushing Yards— 41, at Oregon, 10/11/19
Long Run— 18, at Oregon, 10/11/19
Rushing TDs— N/A

LA'VONTAE SHENAUT, WR

Receptions— 6, vs. San Diego State, 11/28/20
Receiving Yards— 64, vs. San Diego State, 11/28/20
Long Reception— 29, at Stanford, 11/14/20
Receiving TDs— N/A

JAYLE STACKS, TB

Rushing Attempts— N/A
Rushing Yards— N/A
Long Run— N/A
Rushing TDs— N/A

DIMITRI STANLEY, WR

Receptions— 6, twice (last: at Stanford, 11/14/20)
Receiving Yards— 126, at Stanford, 11/14/20
Long Reception— 55, at Stanford, 11/14/20 (TD)
Receiving TDs— 1, twice (last: at Stanford, 11/14/20)

JAMES STEFANO, PK

Field Goals Made— 3, 5 times (last: vs. Arizona, 10/05/19)
Field Goals Attempted— 4, at Nebraska, 9/08/18
Long Field Goal— 53, at Arizona State, 11/04/17
PAT Made— 7, vs. Colorado State, 8/30/19
PAT Attempts— 7, vs. Colorado State, 8/30/19
Points— 14, vs. California, 10/28/17

K.J. TRUJILLO, CB

Total Tackles— 5, twice (last: vs. USC, 10/25/19)
Solo Tackles— 5, Southern California, 10/25/19
Interceptions— 1, vs. Southern California, 10/25/19
Pass Deflections— 2, vs. Southern California, 10/25/19

JONATHAN VAN DIEST, ILB

Total Tackles— 6, twice (last: at Arizona State, 9/21/19)
Solo Tackles— 5, vs. Colorado State, 8/30/19
QB Sacks— 1, twice (last: vs. Nebraska, 9/07/19)
Third Down Stops— 1, twice (last: vs. Colorado State, 8/30/19)

JOSH WATTS, P

Punts— 8, vs. San Diego State, 11/28/20
Average (min. 5 punts)— 38.4, vs. SDSU, 11/28/20 (8)
Long Punt— 50, at Stanford, 11/14/20
50-Plus— 1, at Stanford, 11/14/20
Inside-the-20— 4, vs. San Diego State, 11/28/20

CARSON WELLS, OLB

Total Tackles— 10, vs. Arizona, 10/05/19
Solo Tackles— 9, vs. Arizona, 10/05/19
Tackles For Loss— 4, vs. San Diego State, 11/28/20
QB Sacks— 2, twice (last: at Arizona, 11/02/18)
Third Down Stops— 3, at UCLA, 11/02/19
Interceptions— 1, vs. UCLA in 2019 & 2020

AUSTIN WILLIAMS, DT

Total Tackles— 1, 5 times (last: vs. Washington, 11/23/19)
Solo Tackles— 1, 4 times (last: vs. Washington, 11/23/19)
QB Sacks— N/A
Third Down Stops— N/A



HOW THE BUFFS WERE BUILT (2016-present)

FRESHMAN RECRUITS

2016

Akil Jones
†Chance Lytle
Sam Noyer
†Colby Pursell
Derrion Rakestraw

2017

Maurice Bell
Alex Fontenot
#Jaylon Jackson
Nate Landman
Terrance Lang
#Isaiah Lewis
#Tyler Lytle
Chris Miller
Chase Newman
K.D. Nixon
Jared Poplawski
†Casey Roddick
†Jalen Sami
William Sherman
+James Stefanou
Jonathan Van Diest
Carson Wells

2018

Daniel Arias
Jarek Broussard
Frank Phillip

†Joshka Gustav
Joshua Jynes
Kanan Ray
Ray Robinson
Deion Smith
Dimitri Stanley

2019

#Joe Davis
Marvin Ham II
#Austin Johnson
Tarik Luckett
#Jaren Mangham
Lloyd Murray, Jr.
D.J. Oats
#Alec Pell
Mark Perry
Nikko Pohahau
Evan Price
Na'im Rodman
Valentin Senn
La'Vontae Shenault
Jayden Simon
#K.J. Trujillo
Jake Wiley
Austin Williams

2020

+Will Anglen
Chris Carpenter
Gerad Christian-
Lichtenhan

Ashaad Clayton-Johnson
Caleb Fauria
Christian Gonzalez
Devin Grant
Jason Harris
Carson Lee
Montana Lemonious-Craig
Brendon Lewis
Keith Miller III
Louis Passarello
Toren Pittman
Brenden Rice
Jayle Stacks
Alvin Williams
Mister Williams
Jake Wray

WALK-ONS

2017

Nico Magri
*Brady Russell

2018

Curtis Appleton
John Deitchman
Tyler Francis
Jake Groth
Devin Lynch
Evan Price
C.J. Schmanski
James Townsend

2019

Derek Bedell
Dominick Cate
Grant Ciccarone
Kyle Scofield
#Alex Smith
#Dante Sparaco
#Ryan Travis
Mac Willis

2020

Michael Chandler III
Travis Drosos
Michael Harrison
Luke Horne
Dutch Jones
Robert Ortega
Jack Seavall

FOUR YEAR TRANSFERS

2019

Nigel Bethel
Anthony Lyle
Kyle Scofield

2020

#*Antonio Alfano
Michael Byrd
Nick Fisher
Rich Hall
Dylan Jacob
^*Matt Lynch
#*Josh Watts

JUNIOR COLLEGE TRANSFERS

2018

Mekhi Blackmon
#Mustafa Johnson
Kary Kutsch

2019

#Jeremiah Doss
#Janaz Jordan
#Jamar Montgomery
#Quinn Perry
#Luke Stillwell

2020

#Justin Jackson
#Jaylen Striker
#Guy Thomas

*—is on or has since been placed on scholarship; #—joined team in spring of year listed, otherwise joined in the fall; ^—graduate transfer (graduated from previous four-year institution); †—grayshirt (signed in that class but delayed enrollment until spring). ++—no longer on team.

WESTBROOK SET FOR COLLEGE FOOTBALL HALL OF FAME INDUCTION

Some 25-plus years later, it still resonates and sends chills through Colorado football fans as if it happened just yesterday through the late Keith Jackson's call on ABC: "Stewart with time ... He lets it go ... He's got three people down there ... The ball's up in the air ... Caught! Touchdown! ... Caught by Westbrook for a touchdown! ... Incredible!" (see it here: <https://www.youtube.com/watch?v=5Nt6Hjqtl8&t=87s>).

On Sept. 24, 1994, **Michael Westbrook** cemented his name in CU and college football history with that catch, dubbed the "Miracle in Michigan." Back on March 11, he was officially recognized as one of college football's all-time greats as he was selected for induction into the College Football Hall of Fame in its 2020 Class. He will become the ninth Buffaloes enshrined in the Hall, joining **Byron White** (inducted in 1952), **Joe Romig** (1984), **Dick Anderson** (1993), **Bobby Anderson** (2006), **Alfred Williams** (2010), **John Wooten** (2012), Coach **Bill McCartney** (2013) and **Herb Orvis** (2016). Westbrook becomes the second player who was coached by McCartney to enter the Hall, joining Williams who played for him during his 13-year tenure as head coach from 1982-94.

At the time of his graduation, he finished his career as CU's all-time leader in receptions (167), receiving yards (2,548) and receiving touchdowns (19). Those numbers still remain fourth, third and seventh, respectively, a quarter century after he played, while his average of 15.3 yards per reception is the fourth-highest among the 36 players in CU history with 70 or more catches. He had eight career 100-yard games (six over 125) and was also 11th in all-purpose yards (2,858) and 22nd in scoring (116 points). To this day, he remains tied for the school's most receptions in bowl games (14) and the leader in yards (283).

"I knew I had been on the ballot, and you anticipate getting in, but you never expect it so I kind of let my guard down a bit," Westbrook said. "Then I got the package from the Hall of Fame, and I'm like, 'Wow!' I think back to those days, and it was such an awesome time in our lives," he continued. "You couldn't ask for a better situation to go through and succeed in. We had quality coaches, a great support staff and awesome teammates. Beginning with Coach Mac when he came to my high school and recruited me on the spot when he was there looking at someone else."

McCartney was pleased to hear that Westbrook will be joining him in the Hall of Fame. "He could have gone in before I did, you're only as good as the players you are privileged to coach," McCartney said. "I'm excited for Michael. He was a game changer, the real deal and looked the part. He was big, strong and fast. The defense always had to be concerned with where he lined up and he was nearly impossible to cover one-on-one. As a blocker, he was downright vicious, probably the best blocking receiver I've ever coached — and it was something he took great pride in. He's obviously known for the catch in Michigan, but he shouldn't be defined by it. He was so much more for us than that one play."





A note about CU's depth: in-season, charts *reflect* change and generally do not announce it unless there are long-term injuries.

OFFENSE

(Multiple)

WIDE RECEIVER

- 6 Daniel Arias, 6-4, 205, Jr.**
- 5 La'Vontae Shenault, 6-2, 190, Fr.-2*
- 2 Brendan Rice, 6-3, 205, Fr.

WIDE RECEIVER

- 3 K.D. Nixon, 5-8, 190, Sr.***
- 13 Maurice Bell, 6-0, 180, Jr.**
- 15 Montana Lemonious-Craig, 6-2, 185, Fr.
- 88 Keith Miller III, 6-5, 210, Fr.

WIDE RECEIVER

- 14 Dimitri Stanley, 5-11, 185, Soph.**
- 10 Jaylon Jackson, 5-10, 180, Jr.**
- 81 Chris Carpenter, 6-1, 160, Fr.

LEFT TACKLE

- 78 William Sherman, 6-4, 310, Jr.**
- 60 Jake Wiley, 6-6, 290, Fr.-RS

LEFT GUARD

- 74 Chance Lytle, 6-7, 340, Jr.**
- 58 Kary Kutsch, 6-5, 310, Sr.**
- 57 John Deitchman, 6-0, 265, Soph.

CENTER

- 58 Kary Kutsch, 6-5, 310, Sr.**
- 52 Joshua Jynes, 6-3, 310, Soph.*
- (65 Colby Pursell, 6-4, 305, Jr.**--injured)

RIGHT GUARD

- 70 Casey Roddick, 6-4, 335, Soph.*
- 54 Kanan Ray, 6-4, 295, Soph.*
- 75 Carson Lee, 6-3, 315, Fr.

RIGHT TACKLE

- 76 Frank Fillip, 6-7, 295, Soph.-2**
- 71 Valentin Senn, 6-7, 310, Fr.-RS
- 72 Nikko Pohahau, 6-5, 285, Fr.-RS

TIGHT END

- 86 C.J. Schmanski, 6-3, 240, Soph.
- 80 Nick Fisher, 6-5, 265, Sr./Gr.-5
- 98 Nico Magri, 6-3, 280, Jr.**
- 21 Alec Pell, 6-4, 230, Fr.-2*
- (84 Matt Lynch, 6-5, 245, Sr./Gr.-5—injured)

QUARTERBACK

- 4 Sam Noyer, 6-4, 220, Sr.-5***
- 7 Tyler Lytle, 6-5, 220, Jr.**
- 12 Brendon Lewis, 6-3, 215, Fr.

TAILBACK

- 23 Jarek Broussard, 5-9, 185, Soph.
- 28 Joe Davis, 5-11, 205, Soph.*
- 1 Jaren Mangham, 6-2, 215, Soph.*
- 0 Ashaad Clayton, 6-0 200, Fr.
- 33 Jayle Stacks, 5-11, 230, Fr.

DEFENSE

(3-4 Base; 12 positions listed)

OUTSIDE LINEBACKER

- 1 Guy Thomas, 6-4, 240, Jr.
- 4 Jamar Montgomery, 6-2, 240, Jr.-2*

DEFENSIVE END

- 54 Terrance Lang, 6-7, 285, Jr.**
- 13 Justin Jackson, 6-2, 280, Jr.
- 90 Jayden Simon, 6-3, 290, Fr.-RS

NOSE TACKLE

- 99 Jalen Sami, 6-6, 325, Soph.*
- 94 Janaz Jordan, 6-4, 305, Jr.*
- 55 Austin Williams, 6-5, 315, Soph.*
- 92 Lloyd Murray, 6-2, 300, Fr.-2*

DEFENSIVE TACKLE

- 34 Mustafa Johnson, 6-2, 290, Sr.**
- 18 Jeremiah Doss, 6-4, 265, Sr.*
- 91 Na'im Rodman, 6-2, 300, Soph.*

INSIDE LINEBACKER

- 53 Nate Landman, 6-3, 235, Sr.***
- 31 Jonathan Van Diest, 6-1, 230, Jr.**

INSIDE LINEBACKER

- 36 Akil Jones, 6-0, 235, Sr.-5***
- 7 Marvin Ham II, 6-1, 225, Fr.-2*
- 12 Quinn Perry, 6-2, 240, Jr.-2*

OUTSIDE LINEBACKER

- 26 Carson Wells, 6-4, 250, Jr.**
- 33 Joshka Gustav, 6-3, 235, Fr.-2*

STAR BACK (OLB/S HYBRID)

- 0 Chris Miller, 6-0, 190, Jr.**
- 30 Curtis Appleton, 6-1, 180, Jr.*

LEFT CORNERBACK

- 21 Christian Gonzalez, 6-2, 200, Fr.
- 27 Nigel Bethel, 6-0, 170, Soph.

FREE SAFETY

- 3 Derrion Rakestraw, 6-2, 200, Sr.-5***
- 23 Isaiah Lewis, 6-0, 205, Jr.** (N#1)
- 22 Toren Pittman, 6-4, 190, Fr.

STRONG SAFETY

- 5 Mark Perry, 6-2, 200, Soph.*
- 17 K.J. Trujillo, 6-0, 165, Soph.*

RIGHT CORNERBACK

- 25 Mekhi Blackmon, 6-0, 170, Jr.-2**
- 20 Jaylen Striker, 6-3, 205, Soph.
- 16 Tarik Luckett, 6-3, 180, Soph.*

SPECIALISTS

PUNTER

- 89 Josh Watts, 6-4, 200, Jr.
- 93 Tyler Francis, 5-11, 170, Soph.-2*

PLACEKICKER / KICKOFF

- 43 Evan Price, 6-1, 180, Soph.**
- 37 Mac Willis, 6-3, 190, Fr.-RS (KO#1)
- 93 Tyler Francis, 5-11, 170, Soph.-2*

PUNT RETURN

- 14 Dimitri Stanley, 5-11, 190, Soph.**
- 81 Chris Carpenter, 6-1, 160, Fr.

KICKOFF RETURN

- 5 La'Vontae Shenault, 6-2, 190, Fr.-2*
- 2 Brendan Rice, 6-3, 205, Fr.
- 13 Maurice Bell, 6-0, 180, Jr.**

HOLDER

- 84 Matt Lynch, 6-5, 245, Sr./Gr.-5
- 89 Josh Watts, 6-4, 200, Jr.

SNAPPER (Short & Long)

- 50 Travis Drosos, 6-1, 205, Fr. (LS#1)
- 87 Derek Bedell, 6-3, 215, Fr.-RS (SS#1)

COVERAGE/RETURN UNIT REGULARS

- 22 Toren Pittman, 6-4, 190, Fr.
- 23 Isaiah Lewis, 6-0, 205, Jr.**
- 28 Joe Davis, 5-11, 210, Soph.*
- 31 Jonathan Van Diest, 6-1, 230, Jr.**
- 32 Ray Robinson, 6-2, 220, Soph.*
- 35 Mister Williams, 6-0, 245, Fr.

INJURED FOR EXTENDED TIME

- 8 Alex Fontenot, TB, 6-0, 205, Jr.**
- 64 Austin Johnson, C, 6-4, 300, Fr.-2*
- 20 Deion Smith, TB, 6-0, 190, Soph.*
- 38 Brady Russell, TE, 6-3, 255, Jr.**
- 25 Luke Stillwell, TE, 6-4, 220, Soph.-2*

(L)—throws or kicks left-handed/footed.
(N)—nickel back.

Seniors (11): Listing with a (-5) indicates fifth-year senior (5, including two grad transfers); the others (6) are fourth-year seniors.

(-2) indicates a player who played four games or less in 2019 and did not lose a year of eligibility.

OR—indicates those listed are considered even (co-first/second/third team status).

ITALICS—Players listed in *italics* left a previous game with an injury; game status ranges from probable to day-to-day to questionable.

*—number of letters earned through 2019;
CAPTAINS: to be appointed each game.

(Heights and weights as of July 1, 2020)



COLORADO FOOTBALL / ALPHABETICAL ROSTER

(November 30 a.m.)

No.	Player	Pos.	Ht.	Wt.	Class	Exp.	Hometown (High School/Previous College)	Status
30	APPLETON II, Curtis	CB	6- 1	180	Jr.	1L	Englewood, Colo. (Cherry Creek/Washburn)	WO 2/2
6	ARIAS, Daniel	WR	6- 4	205	Jr.	2L	Mill Creek, Wash. (Henry M. Jackson)	S 3/2
87	BEDELL, Derek	SN	6- 3	215	Fr.	RS	Bellflower, Calif. (St. John Bosco)	WO 4/4
13	BELL, Maurice	WR	6- 0	180	Jr.	2L	Murrieta, Calif. (Murrieta Valley)	S 2/2
27	BETHEL, Nigel	CB	6- 0	170	So.	TR	Miami, Fla. (Northwestern/Miami-Fla.)	S 3/3
25	BLACKMON, Mekhi	CB	6- 0	170	Jr.-2	2L	East Palo Alto, Calif. (Menlo-Atherton/College of San Mateo)	S 2/2
23	BROUSSARD, Jarek	TB	5- 9	185	So.	RS	Dallas, Texas (Bishop Lynch)	S 4/4
81	CARPENTER, Chris	WR	6- 1	160	Fr.	HS	Jacksonville, Texas (Jacksonville)	S 5/4
66	CATE, Dominick	OL	6- 3	295	Fr.	RS	Carmel, Ind. (Carmel)	WO 4/4
9	CHANDLER II, Michael	QB	6- 1	185	Fr.	HS	Converse, Texas (Judson)	WO 5/4
69	CHRISTIAN-LICHTENHAN, Gerad	OL	6- 9	340	Fr.	HS	Davis, Calif. (Davis)	S 5/4
17	CICCARONE, Grant	QB	6- 2	205	Fr.	RS	Aurora, Colo. (Cherokee Trail)	WO 4/4
0	CLAYTON, Ashaad	TB	6- 0	200	Fr.	HS	New Orleans, La. (Warren Easton)	S 5/4
28	DAVIS, Joe	TB	5-11	205	So.	1L	Littleton, Colo. (Valor Christian)	S 4/3
57	DEITCHMAN, John	OL	6- 0	265	So.	VR	Alamo, Calif. (De La Salle)	WO 3/3
18	DOSS, Jeremiah	DE	6- 4	265	Sr.	1L	Jackson, Miss. (Northwest Rankin/Hinds Community College)	S 2/1
50	DROSOS, Travis	SN	6- 1	205	Fr.	HS	Gilbert, Ariz. (Perry)	WO 5/4
18	FAURIA, Caleb	TE	6- 5	230	Fr.	HS	Attleboro, Mass. (Bishop Feehan)	S 5/4
76	FILLIP, Frank	OL	6- 7	295	So.-2	2L	Houston, Texas (Clear Lake)	S 3/3
80	FISHER, Nick	TE	6- 5	265	Gr.	TR	Basehor, Kan. (Basehor-Linwood/William Jewell)	WO 1/1
8	FONTENOT, Alex	TB	6- 0	205	Jr.	2L	Richmond, Texas (George Ranch)	S 2/2
97	FOSU, Paulison	P	6- 0	185	Jr.	HS	Accra, GHANA/Denver, Colo. (Overland)	WO 2/2
93	FRANCIS, Tyler	PK	5-11	170	So.	1L	Carlsbad, Calif. (Carlsbad)	WO 3/3
21	GONZALEZ, Christian	CB	6- 2	200	Fr.	HS	The Colony, Texas (The Colony)	S 5/4
44	GRANT, Devin	OLB	6- 3	240	Fr.	HS	San Antonio, Texas (Antonian Prep)	S 5/4
82	GROTH, Jake	WR	6- 4	205	So.	VR	Centennial, Colo. (Arapahoe)	WO 3/3
33	GUSTAV, Joshka	OLB	6- 3	235	Fr.-2	1L	Cherry Valley, Calif. (Aquinas)	S 4/4
7	HAM II, Marvin	ILB	6- 1	225	Fr.-2	1L	Belleville, Mich. (Belleville)	S 4/4
8	HARRIS, Jason	OLB	6- 7	240	Fr.	HS	Gilbert, Ariz. (Higley)	S 5/4
83	HARRISON, Michael	WR	6- 3	190	Fr.	HS	San Francisco, Calif. (St. Ignatius College Prep)	WO 5/4
56	HORNE, Luke	OLB	6- 2	215	Fr.	HS	Cedar Park, Texas (Vista Ridge)	WO 5/4
10	JACKSON, Jaylon	WR	5-10	180	Jr.	2L	Cedar Hill, Texas (Cedar Hill)	S 2/2
13	JACKSON, Justin	DL	6- 2	280	Jr.	JC	Olive Branch, Miss. (Center Hill/Northwest Mississippi CC)	S 3/2
64	JOHNSON, Austin	OL	6- 4	300	Fr.-2	1L	Highlands Ranch, Colo. (Highlands Ranch)	S 4/4
34	JOHNSON, Mustafa	DE	6- 2	290	Sr.	2L	Turlock, Calif. (Turlock/Modesto Junior College)	S 2/1
36	JONES, Akil	ILB	6- 0	235	Sr.	3L	San Jose, Calif. (Valley Christian)	S 1/1
94	JORDAN, Janaz	DT	6- 4	305	Jr.	1L	Hampton, Va. (Bethel/Hinds Community College)	S 2/2
52	JYNES, Joshua	C	6- 3	310	So.	1L	Cedar Hill, Texas (DeSoto)	S 3/3
58	KUTSCH, Kary	OL	6- 5	310	Sr.	2L	Redding, Calif. (Shasta/Butte College)	S 2/1
53	LANDMAN, Nate	ILB	6- 3	235	Sr.	3L	Danville, Calif. (Monte Vista)	S 2/1
54	LANG, Terrance	DE	6- 7	285	Jr.	2L	Pomona, Calif. (Maranatha)	S 2/2
75	LEE, Carson	OL	6- 3	320	Fr.	HS	Greenwood Village, Colo. (Cherry Creek)	S 5/4
15	LEMONIOUS-CRAIG, Montana	WR	6- 2	185	Fr.	HS	Inglewood, Calif. (Inglewood)	S 5/4
12	LEWIS, Brendon	QB	6- 2	225	Fr.	HS	Melissa, Texas (Melissa)	S 5/4
23	LEWIS, Isaiah	S	6- 0	205	Jr.	2L	Granite Bay, Calif. (Granite Bay)	S 2/2
16	LUCKETT, Tarik	CB	6- 3	180	So.	1L	Lynwood, Calif. (Junipero Serra Catholic)	S 4/3
41	LYLE, Anthony	DB	6- 0	190	Jr.	RS	Lafayette, Colo. (Legacy/Eastern Michigan)	WO 2/2
42	LYNCH, Devin	ILB	6- 1	220	Jr.	VR	Tarzana, Calif. (Chaminade College Prep)	WO 2/2
84	LYNCH, Matt	TE	6- 5	245	Gr.	TR	Broomfield, Colo. (Legacy/UCLA)	S 1/1
74	LYTLE, Chance	OL	6- 7	340	Jr.	2L	San Antonio, Texas (Churchill)	S 2/2
7	LYTLE, Tyler	QB	6- 5	220	Jr.	2L	Redondo Beach, Calif. (Servite)	S 2/2
98	MAGRI, Nico	DT	6- 3	280	Jr.	2L	Lafayette, Colo., (Monarch)	WO 2/2
1	MANGHAM, Jaren	TB	6- 2	215	So.	1L	Detroit, Mich. (Cass Tech)	S 4/3
0	MILLER, Chris	S	6- 0	190	Jr.	2L	Denton, Texas (Denton)	S 2/2*
88	MILLER III, Keith	WR	6- 5	210	Fr.	HS	The Colony, Texas (The Colony)	S 5/4
4	MONTGOMERY, Jamar	OLB	6- 2	240	Jr.-2	1L	Birmingham, Ala. (Parker/Independence Community College)	S 2/2
92	MURRAY, Lloyd Jr.	DT	6- 2	300	Fr.-2	1L	Wichita Falls, Texas (Hirschi)	S 4/4
3	NIXON, K.D.	WR	5- 8	190	Sr.	3L	DeSoto, Texas (DeSoto)	S 2/1
4	NOYER, Sam	QB	6- 4	220	Sr.	3L	Beaverton, Ore. (Beaverton)	S 1/1
15	OATS, D.J.	CB	5-10	180	Fr.	RS	Arlington, Texas (Grace Prep)	S 4/4
37	ORTEGA, Robert "Trey"	DB	6- 0	175	Fr.	HS	Broomfield, Colo. (Broomfield)	WO 5/4
89	PASSARELLO, Louis	TE	6- 5	255	Fr.	HS	Palo Alto, Calif. (Palo Alto)	S 5/4
21	PELL, Alec	TE	6- 4	230	Fr.-2	1L	Englewood, Colo. (Cherry Creek)	S 4/4
5	PERRY, Mark	S	6- 0	200	So.	1L	Rancho Cucamonga, Calif. (Rancho Cucamonga)	S 4/3
12	PERRY, Quinn	ILB	6- 2	240	Jr.-2	1L	Marina Del Rey, Calif. (Palisades/El Camino)	S 2/2

-continued-



Colorado Alphabetical Roster, continued...

No.	Player	Pos.	Ht.	Wt.	Class	Exp.	Hometown (High School/Previous College)	Status
22	PITTMAN, Toren	S	6- 4	190	Fr.	HS	Frisco, Texas (Lone Star)	S 5/4
72	POHAHAU, Nikko	OL	6- 5	275	Fr.	RS	Redwood City, Calif. (St. Francis)	S 4/4
85	POPLAWSKI, Jared	TE	6- 4	240	Jr.	1L	Scottsdale, Ariz. (Saguaro)	S 2/2
43	PRICE, Evan	PK	6- 1	180	So.-2	2L	Evergreen, Colo. (Evergreen)	WO 3/3
65	PURSELL, Colby	OL	6- 4	305	Jr.	2L	Valencia, Calif. (Hart)	S 2/2
3	RAKESTRAW, Derrion	S	6- 2	200	Sr.	3L	Woodstock, Ga. (Sequoyah)	S 1/1
54	RAY, Kanan	OL	6- 4	295	So.	1L	Chatsworth, Calif. (Sierra Canyon/UCLA)	S 3/3
2	RICE, Brenden	WR	6- 3	205	Fr.	HS	Chandler, Ariz. (Hamilton)	S 5/4
30	ROBINSON, Ray	ILB	6- 2	220	So.	1L	Highlands Ranch, Colo. (Highlands Ranch)	S 3/3
72	RODDICK, Casey	OL	6- 4	335	So.	1L	Ventura, Calif. (St. Bonaventure)	S 3/3
91	RODMAN, Na'im	DT	6- 2	300	So.	1L	Lakewood, Calif. (St. John Bosco)	S 4/3
38	RUSSELL, Brady	TE	6- 3	255	Jr.	2L	Fort Collins, Colo. (Fossil Ridge)	S 2/2
99	SAMI, Jalen	DT	6- 6	325	So.	1L	Colorado Springs, Colo. (Vista Ridge)	S 3/3
86	SCHMANSKI, C.J.	TE	6- 3	240	So.	VR	Louisville, Colo. (Monarch)	WO 3/3
40	SCOFIELD, Kyle	DB	5- 9	150	So.	HS	Morrison, Colo. (Dakota Ridge/Metro State)	WO 4/3
51	SEAVALL, Jack	OL	6- 7	270	Fr.	HS	Centennial, Colo. (Arapahoe)	WO 5/4
71	SENN, Valentin	OL	6- 7	310	Fr.	RS	Volders, AUSTRIA (BHAK Hall)	S 4/4
5	SHENAULT, La'Vontae	WR	6- 2	190	Fr.-2	1L	DeSoto, Texas (DeSoto)	S 4/4
78	SHERMAN, William	OL	6- 4	310	Jr.	2L	Allen, Texas (Allen)	S 2/2
90	SIMON, Jayden	DT	6- 3	290	Fr.	RS	Tacoma, Wash. (Lincoln)	S 4/4
87	SMITH, Alex	WR	5- 9	185	So.	VR	Centennial, Colo. (Arapahoe)	WO 3/3
33	STACKS, Jayle	TB	5-11	230	Fr.	HS	Aurora, Colo. (Cherry Creek)	S 5/4
14	STANLEY, Dimitri	WR	6- 0	195	So.	2L	Aurora, Colo. (Cherry Creek)	S 3/3
25	STILLWELL, Luke	TE	6- 4	220	So.-2	1L	Denton, Texas (Guyer/Kilgore Community College)	S 3/3
20	STRIKER, Jaylen	CB	6- 3	200	So.	JC	Tampa, Fla. (Jefferson/Independence Community College)	S 3/3
1	THOMAS, Guy	OLB	6- 4	230	Jr.	JC	Miami, Fla. (Booker T. Washington/Nebraska/Coahoma CC)	S 2/2
45	TOWNSEND, James	SN	6- 0	215	So.	VR	Malibu, Calif. (Crespi Carmelite)	WO 3/3
39	TRAVIS, Ryan	S	6- 0	190	So.	TR	Boulder, Colo. (Boulder/Fort Lewis)	WO 3/3
17	TRUJILLO, K.J.	CB	6- 0	165	So.	1L	Buena Park, Calif. (Lutheran)	S 4/3
31	VAN DIEST, Jonathan	ILB	6- 1	230	Jr.	2L	Louisville, Colo. (Cherry Creek)	S 2/2
89	WATTS, Josh	P	6- 4	200	Jr.	TR	Hobart, Tasmania AUSTRALIA (Guilford Young/Deakin University)	S 2/2
26	WELLS, Carson	OLB	6- 4	250	Jr.	2L	Bushnell, Fla. (South Sumter)	S 2/2
60	WILEY, Jake	OL	6- 6	290	Fr.	RS	Centennial, Colo. (Eaglecrest)	S 4/4
58	WILLIAMS, Alvin	OLB	6- 3	220	Fr.	HS	Ellenwood, Ga. (Cedar Grove)	S 5/4
55	WILLIAMS, Austin	DT	6- 5	315	So.	1L	Tifton, Ga. (Tift County)	S 4/3
35	WILLIAMS, Mister	ILB	6- 0	245	Fr.	HS	Westlake Village, Calif. (Oaks Christian)	S 5/4
37	WILLIS, Mac	PK	6- 3	190	Fr.	RS	Centennial, Colo. (Cherry Creek)	WO 4/4
77	WRAY, Jake	OL	6- 5	300	Fr.	HS	Marietta, Ga. (Marietta)	S 5/4

Heights and weights recorded as of July 1, 2020. *—will have option to apply to the NCAA for a sixth-year. **EXPERIENCE KEY:** #L—indicates number of letters earned through 2019; HS—high school; JC—junior college transfer; RS—freshman redshirt in 2019; TR—transfer; VR—varsity reserve performer. **STATUS KEY:** S—scholarship, WO—walk-on; #/#—clock at start of 2020 season, i.e., 2/1: two years to play one in eligibility.

Inactive Roster Players (Injured/Ineligible/Etc.)

No.	Player	Pos.	Ht.	Wt.	Class	Exp.	Hometown (High School/Previous College)	Reason	Status
96	ALFANO, Antonio	DE	6- 5	285	Fr.	RS	Rahway, N.J. (Colonia/Alabama)	Transfer	S 4/4
27	BYRD, Michael Jr.	WR	5- 7	160	Jr.	TR	Charlotte, N.C. (Hickory Grove Christian/Arkansas/TCU)	Transfer	WO 2/2
16	JACOB, Dylan	QB	6- 1	205	Jr.	TR	Lakewood, Colo. (Green Mountain/Western Colorado)	Transfer	WO 2/1
46	NEWMAN, Chase	ILB	6- 2	215	Jr.	2L	La Mirada, Calif. (La Mirada)	Opt-Out/Fall 20	S 2/2
20	SMITH, Deion	TB	6- 0	190	So.	1L	Houston, Texas (Second Baptist)	Injured	S 3/3
48	STEFANOU, James	PK	6- 1	195	Sr.	3L	Melbourne, AUSTRALIA (Rose Hill Secondary College)	Medical	S 2/1

2020 COACHING STAFF: Head Coach: Karl Dorrell (first season at Colorado, sixth overall). Assistant Coaches: Darrin Chiaverini (OC/WR), Tyson Summers (DC/ILB), Danny Langsdorf (PCG/QB), Taylor Embree (TE), Darian Hagan (RB), Demetrice Martin (CB), Brett Maxie (S), Brian Michalowski (OLB), Mitch Rodrigue (OL), Chris Wilson (DL), Drew Wilson (S&C). Grad Assistants: Jason Grossman (O), B.J. Johnson (D), Aziz Shittu (D), Donovan Williams (O). **Quality Control:** Bryan Cook (D), Reggie Moore (O), Chris Reinert (ST), William Vlachos (D).

CAPTAINS: To be appointed each game.

Colorado Numerical Roster (*active players; as of December 1 a.m.*):

No.	Player	Pos.	No.	Player	Pos.	No.	Player	Pos.	No.	Player	Pos.
0	MILLER, Chris	S/OLB	17	TRUJILLO, K.J.	CB	39	TRAVIS, Ryan	S	74	LYTLE, Chance	OL
0	CLAYTON, Ashaad	TB	17	CICCARONE, Grant	QB	40	SCOFIELD, Kyle	DB	75	LEE, Carson	OL
1	MANGHAM, Jaren	TB	18	DOSS, Jeremiah	DE	41	LYLE, Anthony	DB	76	FILLIP, Frank	OL
1	THOMAS, Guy	OLB	18	FAURIA, Caleb	TE	42	LYNCH, Devin	ILB	77	WRAY, Jake	OL
2	RICE, Brenden	WR	20	STRIKER, Jaylen	CB	43	PRICE, Evan	PK	78	SHERMAN, William	OL
3	NIXON, K.D.	WR	21	GONZALEZ, Christian	CB	44	GRANT, Devin	OLB	80	FISHER, Nick	TE
3	RAKESTRAW, Derrion	S	21	PELL, Alec	TE	45	TOWNSEND, James	SN	81	CARPENTER, Chris	WR
4	MONTGOMERY, Jamar	OLB	22	PITTMAN, Toren	S	50	DROSOS, Travis	SN	82	GROTH, Jake	WR
4	NOYER, Sam	QB	23	BROUSSARD, Jarek	TB	51	SEAVALL, Jack	OL	83	HARRISON, Michael	WR
5	SHENAULT, La'Vontae	WR	23	LEWIS, Isaiah	S	52	JYNES, Joshua	C	84	LYNCH, Matt	TE
5	PERRY, Mark	S	25	BLACKMON, Mekhi	CB	53	LANDMAN, Nate	ILB	85	POPLAWSKI, Jared	TE
6	ARIAS, Daniel	WR	25	STILLWELL, Luke	TE	54	LANG, Terrance	DE	86	SCHMANSKI, C.J.	TE
7	LYTLE, Tyler	QB	26	WELLS, Carson	OLB	54	RAY, Kanan	OL	87	BEDELL, Derek	SN
7	HAM II, Marvin	ILB	27	BETHEL, Nigel	CB	55	WILLIAMS, Austin	DT	87	SMITH, Alex	WR
8	FONTENOT, Alex	TB	28	DAVIS, Joe	TB	56	HORNE, Luke	OLB	88	MILLER III, Keith	WR
8	HARRIS, Jason	OLB	30	APPLETON II, Curtis	CB	57	DEITCHMAN, John	OL	89	PASSARELLO, Louis	TE
9	CHANDLER II, Michael	QB	31	VAN DIEST, Jonathan	ILB	58	KUTSCH, Kary	OL	89	WATTS, Josh	P
10	JACKSON, Jaylon	WR	32	ROBINSON, Ray	ILB	58	WILLIAMS, Alvin	OLB	90	SIMON, Jayden	DT
12	LEWIS, Brendon	QB	33	STACKS, Jayle	TB	60	WILEY, Jake	OL	91	RODMAN, Na'im	DT
12	PERRY, Quinn	ILB	33	GUSTAV, Joshka	OLB	64	JOHNSON, Austin	OL	92	MURRAY, Lloyd Jr.	DT
13	BELL, Maurice	WR	34	JOHNSON, Mustafa	DE	65	PURSELL, Colby	OL	93	FRANCIS, Tyler	PK
13	JACKSON, Justin	DL	35	WILLIAMS, Mister	ILB	66	CATE, Dominick	OL	94	JORDAN, Janaz	DT
14	STANLEY, Dimitri	WR	36	JONES, Akil	ILB	69	CHRISTIAN-LICHTENHAN, G.	OL	97	FOSU, Paulison	P
15	LEMONIOUS-CRAIG, M.	WR	37	WILLIS, Mac	PK	70	RODDICK, Casey	OL	98	MAGRI, Nico	DT
15	OATS, D.J.	CB	37	ORTEGA, Robert "Trey"	DB	71	SENN, Valentin	OL	99	SAMI, Jalen	DT
16	LUCKETT, Tarik	CB	38	RUSSELL, Brady	TE	72	POHAHAU, Nikko	OL			

2020 COLORADO FOOTBALL LETTERMAN PICTURE

Colorado has **57** lettermen returning for the 2020 season (54 from the 2019 team, one from 2018 and one from 2017); they break down into 24 on offense, 30 on defense and three specialists; the Buffs lose **31** lettermen off the 2019 squad (16 offense/12 defense/3 specialists). CU will return **15** starters from 2019 (7 offense/8 defense), losing nine (5 offense/4 defense); two players started at least six games at the same position offense and defense, so the starter count was based off 12 players on each side instead of the standard 11. The 2019 starters are listed in bold (six or more starts); *—denotes letters earned primarily on special teams; QIS—quit in season. The breakdown:

OFFENSE

Position	Returning (24)	Lost (16)
WR	Daniel Arias, La'Vontae Shenault	Laviska Shenault
WR	K.D. Nixon , Maurice Bell	Tony Brown
WR	Dimitri Stanley , Jaylon Jackson	*Curtis Chiaverini
LT	Kanan Ray	Arlington Hambright , Hunter Vaughn
LG	Kary Kutsch , Austin Johnson	
C	Josh Jynes	Tim Lynott Jr. , Heston Paige (<i>from 2018</i>)
RG	Colby Pursell , Casey Roddick, *Chance Lytle	Jack Shutack
RT	Will Sherman , Frank Fillip	
TE/HB	Brady Russell , *Luke Stillwell, Jared Poplawski (<i>from 2017</i>)	Beau Bisharat, *Legend Brumbaugh, Jaren Harris, Darrion Jones (<i>QIS</i>)
QB	Tyler Lytle, Sam Noyer (<i>S in 2019</i>)	Steven Montez , *Josh Goldin, Blake Stenstrom
TB	Alex Fontenot , Jaren Mangham, Deion Smith, Joe Davis	Chase Sanders (<i>QIS</i>)

DEFENSE

Position	Returning (30)	Lost (12)
OLB	*Jamar Montgomery, *Joshka Gustav	Alex Tchangam (<i>QIS: Jacob Callier</i>)
DE	Mustafa Johnson , Na'im Rodman, Jeremiah Doss, *Dante Sparaco (<i>from 2017</i>)	
NT	Jalen Sami , Austin Williams, Lloyd Murray, Jr., *Nico Magri	
DE	Terrance Lang , Janaz Jordan	
OLB	Carson Wells , *Alec Pell	Nu'umotu Falo, Jr.
ILB	Nate Landman , *Marvin Ham, Quinn Perry, Ray Robinson	
ILB	Akil Jones , Jonathan Van Diest, *Chase Newman	
BUFF	Mark Perry	Davion Taylor , *Jash Allen
CB	Chris Miller, Mekhi Blackmon, *Curtis Appleton	Delrick Abrams
SS	Derrion Rakestraw	Trey Udoffia
FS	Mark Perry, *Isaiah Lewis	Mikial Onu , Lucas Cooper (<i>QIS: Aaron Maddox</i>)
CB	K.J. Trujillo , Tarik Luckett	*Dylan Thomas, *Uryan Hudson (<i>from 2018</i>)

SPECIALISTS

Position	Returning (3)	Lost (3)
P		Alex Kinney
PK	James Stefanou (PK), Evan Price (PK), Tyler Francis (<i>PK: from 2018</i>)	Davis Price (KO/P)
SN		J.T. Bale



LOOKING BACK AT OTHER TIMES THE WORLD STOPPED CU SPORTS


The Coronavirus Pandemic we are experiencing is similar to others in world history, but really the first to affect the sporting world to the current level of postponements and cancellations. The last one of this magnitude occurred over 1918-1919, but the top sports then were major league baseball, college football, horse racing and boxing; the NHL was a year old (with all teams in Canada), the NFL was a year away, the NBA two decades from its beginning, college basketball hadn't really taken off yet (no postseason championships) and the next Olympics in 1920. Those times when CU sports came to a halt or were delayed:

World War I

November 11, 1918 – or Armistice Day – was when Germany signed the agreement to end World War I. The United States hadn't entered the war until its latter stages (April 1917), and CU still played a normal football schedule starting in September that year. The following year, the then-Silver & Gold's season didn't start until November 16, with five games being played between that date and December 7 (the first four were over a 13-day span). Soldiers returning from the war were bringing an influenza pandemic into the country, and that strain infected many 20-to-30 year olds. Classes that usually started around the first of September were delayed a month as the Army was using many of CU's facilities for training. The Army started clearing out as the war was coming to an end and practice started the second week of October, but one afternoon, a number of players could not report as they had been inoculated and were told to take it easy for up to a week. Eventually all the players were vaccinated and when everything cleared, only one varsity letterman – captain and quarterback Les Eastman – was back in school. He did team with many talented players from the freshman squad and the team finished with a 2-3 record, including a 20-6 win over The Lieutenants, a team made up of young servicemen. Note: the team's quarterback from 1915-16, Eddie Evans, was killed in France in early 1918.

World War II

The Buffs played limited schedules in most sports, but the 1942-43 and 1943-44 basketball seasons were called off altogether, mainly because many basketball fieldhouses and arenas around the country were being utilized by the military. The university was officially tagged as a naval station (despite being a thousand miles from the nearest ocean," chuckled longtime



associate athletic director Jon Burianek, who filled me in on this portion). So Balch Fieldhouse was first used as large area for sleeping quarters since various other parts of the stadium were being utilized for some Navy operations, the most interesting of which was "cannon" practice. A gun off a Navy destroyer was located in the space between Gates 4 and

5; there was no second floor / upper deck at the time in Colorado Stadium (its name until Fred Folsom passed in 1944), and the cannon had to move up and down (that gun many might recall remained there well into the 1960s).

Eventually, the Navy built eight huge Quonset Huts adjacent to CU's baseball field down on the lower fields across from Boulder Creek. The baseball field was to the east of the huts, with batters facing northwest (it moved to east campus in 1968 and was renamed Frank Prentup Field to honor CU's longtime coach; the area was converted into more practice fields and into family housing along Folsom Street after the baseball field was renovated and the huts torn down). With many athletes off to war, from 1943 through 1945, the farthest the football team traveled were Pueblo, Albuquerque and Salt Lake City. Opponents included air force base teams from Lowry (Denver), Salt Lake, the Second (Colorado Springs) and Fort Francis Warren (Cheyenne).

The attack on Pearl Harbor did not postpone or cancel any events; basketball didn't start until the end of month, while other winter sports got going afterward as well (wrestling, skiing, swimming, gymnastics, indoor track). [Former SID Tim Simmons (1979-81) chimed in: "If CU had a basketball team those two years, the Buffs could have made a run at back-to-back NCAA titles (CU lost to Stanford in the '42 regional). Ab, what could of been with Frosty Cox coaching the team. According to his dad (HOF coach Harry Simmons), Frosty was as good as any coach in the country during those days."]

1963: JFK Assassination

In Eddie Crowder's first season the Buffaloes were 2-7 heading into the season finale at Air Force; CU actually opened up 2-0 in Big Eight play with wins at Kansas State and over Oklahoma State, but with a thin roster from NCAA penalties, the season eventually took its toll. The game was scheduled for Saturday, November 23, but at

Noon Mountain Time, President John F. Kennedy was declared dead, having been assassinated by Lee Harvey Oswald. Many college games were cancelled the next day, though in Lincoln, the game between No. 10 Nebraska and No. 6 Oklahoma went on (NU won, 29-20). The National Football League went ahead with its games, but the American Football League postponed all of its games until December 22 (the Denver Broncos were to play at San Diego and delayed the game a month). As for CU-Air Force, anything other than postponing the game was not an option. It would be played two weeks later on December 7 in the Springs, with Air Force rallying late for a 17-14 win. The only other fall sport at the time was cross country and its season had ended, and the basketball season opener at Creighton went on as scheduled on November 30 (women's varsity sports were still 11 years away).

9/11



On September 15, 2001, the football team was scheduled to play its first game ever in Pullman against Washington State; the team had opened 2-1, dismantling Colorado State and San Jose State after losing to Fresno State in the Jim Thorpe Association Classic. Those of us advancing the game back then were still trying to figure out the best way to get

to Pullman when the terrorist attacks on the East Coast occurred on September 11. Air travel was ceased for several days and all sporting events eventually postponed or cancelled; we resumed on September 22 at home against Kansas, but could not find a make-up date that season for the WSU game that worked for both schools (it eventually was rescheduled in 2004, but in Seattle). The Cougars finished 10-2 that season; if you recall, CU went on to finish 10-2 after beating Nebraska to win the Big 12 North Division and then topped Texas in the league championship game. In the final BCS Standings, Miami was at the top with a 2.62 rating, followed by Nebraska (7.23) and then Colorado (7.28) – the Buffs owned wins over NU and No. 7 Texas; had they played and defeated WSU, which finished No. 12, it might have been enough to push CU ahead of the Huskers and into the BCS title game against Miami (WSU won its make-up game was against FCS Montana). Soccer and volleyball also had multiple competitions delayed.

2013: One Hundred Year Flood (or 1,000-Year Rain)

It started raining on and off on Monday, September 9; the Buffs had opened football season under first-year coach Mike MacIntyre with wins over Colorado State and Central Arkansas with Fresno State set to visit Folsom Field on September 14. But with a cold front stalling over the state, the rain intensified: those who were in Boulder recall "sheets" of water falling from the sky beginning that Wednesday. Boulder Creek swelled to levels never before seen, and there was massive flooding in and around Boulder as well as up and down the Front Range. One month into the job, new CU athletic director Rick George had his first real crisis; the game was officially cancelled early Friday when the flood waters had yet to subside but before the Bulldogs boarded a plane for Colorado. The schools did not have the same bye week over the remainder of the season, so George set out in search of another opponent.



No less than three dozen schools were contacted and or considered for a replacement, but they had gone nowhere. After receiving a waiver from the NCAA allowing CU to count two wins over an FCS school towards bowl eligibility, the Buffaloes finalized a contract with FCS Charleston Southern to play on October 19 (the waiver was required as Central Arkansas was an FCS member). Fresno State was never able to replace the game that year. That 2013 Fresno State game was finally showing up this fall as CU's home opener, some seven years after it was originally scheduled, but got canceled again due the COVID-19 pandemic; new date TBD.

Won 3, Lost 0 (2-0 Pac-12)

TEAM STATISTICS	Colorado	Opponents
FIRST DOWNS	67	57
by rushing	32	13
by passing	29	32
by penalty	6	12
FIRST DOWN PLAYS/YARDS.....	105/458	88/446
average gain on first down	4.36	5.07
THIRD DOWN EFFICIENCY	24-52	16-45
percentage.....	46.2	35.6
FOURTH DOWN EFFICIENCY	1-2	1-5
percentage.....	50.0	20.0
RUSHING ATTEMPTS	157	77
yards gained	657	378
yards lost	82	54
NET RUSHING YARDS	575	324
average per rush	3.66	4.21
average per game	191.7	108.0
PASSING ATTEMPTS	86	124
passes completed	54	62
had intercepted.....	2	2
completion percentage.....	62.8	50.0
efficiency rating.....	137.4	107.9
NET PASSING YARDS	654	706
average per attempt	7.60	5.69
average per completion.....	12.1	11.4
average per game	218.0	235.3
TOTAL OFFENSIVE PLAYS	243	201
TOTAL NET YARDS.....	1229	1030
AVERAGE GAIN PER PLAY.....	5.06	5.12
AVERAGE PER GAME	409.7	343.3
FUMBLES-LOST	3-0	5-4
PENALTIES/YARDS	18/191	23/183
Offensive	4/30	10/75
Defensive	12/141	10/78
Special Teams	2/20	2/15
Bench/Unsportsmanlike	0/0	1/15
TURNOVERS (Margin: +4/+1.33)	2	6
TOTAL RETURN YARDS	64	101
Punt Returns: No-Yards.....	7-44	4-27
Interceptions: No-Yards.....	2-20	2-57
Misc. (Fumble/Blk. FG) Returns.....	0-0	1-17
KICKOFF RETURNS: No-Yards	7-127	8-176
average per return	18.1	22.0
PUNTS.....	17	16
yards	655	733
gross average	38.5	45.8
yard deductions: returns/touchbacks.....	27/0	44/0
net yards	628	689
net average	36.9	43.1
DEFENSIVE/tackles for loss	24-64	22-70
quarterback sacks/yards	6/18	4/24
quarterback hurries.....	26	13
passes broken up	22	8
forced fumbles (ST)	2 (1)	0 (0)
BLOCKED KICKS (Special Teams)	1	2
TIME OF POSSESSION	105:32	74:28
average per game	35:11	24:49
TIME SPENT IN THE LEAD (tied 14:58)	156:37	8:25
TIMES PENETRATED OPPONENT 20	13	7
scores/td,fg.....	13/11,2	7/5,2
GOAL-TO-GO SITUATIONS.....	7	3
scores/td,fg.....	7/7,0	3/3,0
TOTAL DRIVES.....	44	41
drives ended by: TD	13	9
FG Made/FG Miss.....	4/3	4/2
Punt/Downs.....	17/1	16/4
TO/SAF/Clock	2/0/4	5/0/1
TOTAL POINTS	103	84
average per game	34.3	28.0

FIELD GOALS	G	10-19	20-29	30-39	40-49	50-59	60+	Total	Pct.	Long
Evan Price	3	0-0	0-0	2-2	2-3	0-0		4-5	80.0	45
(45.36,44blk) (-) (36.41)										
James Stefanou	1	0-0	0-0	0-0	0-1	0-1	0-0	0-2	0.0	0
(51s,40blk)										
Opponents	3	0-0	1-1	1-1	2-3	0-1	0-0	4-6	66.7	48

DEFENSIVE		Tackles-----						-----For Loss-----			Miscellaneous-----						
Pos	Player	G	Plays	UT	AT	—	TOTAL	Avg.	Sacks	Other	TZ	3DS	QBP	QCD	FR	FF	PBU
LB	Nate Landman.....	3	200	29	8	—	37	12.3	3- 6	2- 4	4	8	1	0	1	0	1
DB	Derrion Rakestraw	3	200	14	5	—	19	6.3	0- 0	1- 4	1	4	2	1	1	1	2
LB	Carson Wells	3	158	13	2	—	15	5.0	2- 7	5-13	0	2	3	1	0	0	4
DB	Isaiah Lewis	3	171	9	4	—	13	4.3	0- 0	0- 0	1	4	2	0	0	0	6
DB	Christian Gonzalez	3	185	10	3	—	13	4.3	0- 0	1- 1	1	0	0	0	0	0	0
DB	Mekhi Blackmon	3	201	6	5	—	11	3.7	0- 0	0- 0	0	2	0	0	0	0	2
DL	Mustafa Johnson	3	181	6	3	—	9	3.0	1- 5	1- 1	1	0	3	0	0	0	0
LB	Akil Jones	3	151	6	2	—	8	2.7	0- 0	3- 7	1	2	2	0	0	0	3
DL	Terrance Lang	3	176	5	1	—	6	2.0	0- 0	3-13	0	3	3	0	0	0	0
DB	Mark Perry.....	3	140	4	2	—	6	2.0	0- 0	0- 0	0	0	0	0	0	0	1
LB	Guy Thomas.....	3	60	1	3	—	4	1.3	0- 0	0- 0	1	3	1	0	0	0	0
DB	Chris Miller	2	57	3	0	—	3	1.5	0- 0	1- 3	0	0	2	1	0	0	0
LB	Jamar Montgomery...	3	29	2	0	—	2	0.7	0- 0	1- 1	0	0	1	0	1	1	0
LB	Joshka Gustav.....	3	55	1	0	—	1	0.3	0- 0	0- 0	0	0	3	0	0	0	1
DB	Nigel Bethel	2	16	1	0	—	1	0.5	0- 0	0- 0	0	0	0	0	0	0	0
LB	Curtis Appleton.....	3	35	0	1	—	1	0.3	0- 0	0- 0	0	1	0	0	0	0	1
DL	Janaz Jordan	2	31	0	1	—	1	0.5	0- 0	0- 0	0	0	0	0	0	0	0
DL	Jalen Sami.....	3	111	0	0	—	0	0.0	0- 0	0- 0	0	0	1	0	0	0	1
DL	Na'im Rodman	3	28	0	0	—	0	0.0	0- 0	0- 0	0	0	1	0	0	0	0
DL	Jeremiah Doss	3	22	0	0	—	0	0.0	0- 0	0- 0	0	0	1	0	0	0	0
LB	Quinn Perry.....	1	12	0	0	—	0	0.0	0- 0	0- 0	0	0	0	0	0	0	0
DT	Lloyd Murray, Jr.	1	7	0	0	—	0	0.0	0- 0	0- 0	0	0	0	0	0	0	0
LB	Jonathan Van Diest...	2	5	0	0	—	0	0.0	0- 0	0- 0	0	0	0	0	0	0	0
DB	K.J. Trujillo	1	2	0	0	—	0	0.0	0- 0	0- 0	0	0	0	0	0	0	0

Site	G	Attendance	Average	High	W-L
In Boulder	2	(554)	2-0
On The Road ...	1	1-0

Player	G	No.	Yards	Avg.	Long	TD	AFP
Dimitri Stanley	3	7	44	6.3	13	0	C35

(**Starting AFP**—Avg. Field Position: Stanley 7/243)

Player	G	No.	Yards	Avg.	Long	TD	AFP
Maurice Bell.....	3	4	95	23.8	28	0	C24
La’Vontae Shenault.....	2	1	16	16.0	16	0	C25
Jarek Broussard.....	3	1	13	13.0	13	0	C13
Dimitri Stanley	3	1	3	3.0	3	0

(Starting AFP—Bell 4/95; Shenault 1/16; Broussard 1/13; Stanley N/A (OnS).

Player	G	No.	Yards	Avg.	Long	TD
Carson Wells	3	1	14	14.0	14	0
Curtis Appleton.....	3	1	6	6.0	6	0

Player	G	No.	Yards	Avg.	Long	TD
None						

STRIP-SACKS (0).

[illegible][illegible]

Stuffed Punt Fakes: None. **Fair Catch/Kickoff Return (not in EZ):** None.

KEY: **UT**—Unassisted Tackle; **UT/20**—UT Inside-the-20; **AT**—Assisted Tackle; **AT/20**—AT Inside-the-20; **TZ**—Tackles For Zero; **3DS**—Third/Fourth Down Stops (tackles, INTs, QBPs or PBUs); **QBP**—Quarterback Pressure; **QCD**—Quarterback Chasedowns; **FF**—Forced Fumble; **FR**—Fumble/Muff Recovery (Opponent on defense or CU or Opponent on special teams); **PBU**—Passes Broken Up; **KSD**—Knockdown or Springing Block on Kick Return; **DP**—Downed Punt (meaningful); **BLK**—Blocked Kick; **RK**—Recovered Blocked Kick, Punt or On-side kick; **FFC**—Forced Fair Catch; **FDF**—First Downfield (on kickoff or punt that altered return path); **CP**—Caused Penalty. A defensive game played is credited only when a player is in for at least one defensive play; defensive tackles do not include special team tackles. **NOTE: Defensive/special team statistics compiled from coaches' video; NCAA/Pac-12 Colorado stats are not accurate.**

	COLORADO								OPPONENT								4TH DOWN		COLORADO			OPPONENT		
Game	1Q	2Q	1H	3Q	4Q	2H	OT	GAME	1Q	2Q	1H	3Q	4Q	2H	OT	GAME	COLO	OPP	20+	10+	5+	20+	10+	5+
UCLA	115	169	284	161	80	241	---	525	85	80	165	197	116	313	---	478	0-1	0-2	9	19	41	8	17	23
Stanford	83	111	194	209	29	238	---	432	90	74	164	78	155	233	---	397	0-0	1-2	5	13	29	4	16	31
SAN DIEGO STATE	112	49	161	74	37	111	---	272	33	40	73	20	62	82	---	155	1-1	0-1	1	12	23	8	17	23
Arizona																								
UTAH																								
TBD																								

COLORADO			OPPONENT		
20+	10+	5+	20+	10+	5+
9	19	41	8	17	23
5	13	29	4	16	31
1	12	23	8	17	23

AT-A-GLANCE SUMMARIES

[illegible]

OFFENSIVE LINE STATISTICS

Player	Play Count						Season Totals				
	UCLA	STAN	SDS	UA	UTAH	TBD	Plays	KD	TDB	PPTD	CUTS
F. FILLIP	92	69	82				243	2	8	3	4
J. JYNES	26	INJ	DNP				26	0	0	0	0
K. KUTSCH	92	69	82				243	2	8	4	1
C. LYTLE	DNP	69	82				151	3	4	3	1
C. PURSELL	66	INJ	DNP				66	1	5	1	0
K. RAY	DNP	10	18				28	1	0	0	1
C. RODDICK	92	59	82				233	3	7	3	2
W. SHERMAN	92	65	82				239	2	7	4	9
J. WILEY	DNP		4 DNP				4	0	0	0	0
Team	92	69	82*				1233	14	39	18	18

KEY: KD—Knockdown Blocks (pancakes/blown off the line/finishes); TDB—Touchdown Blocks (direct); PPTD—Perfect plays on passing touchdown/conversions; CUTS—player cuts opponent all the way to the grounds.

FG/PAT TEAM PLAY COUNT (20): Magri 20, Roddick 20, Sherman 20, Wiley 20, Phillip 11, Fisher 11, Kutsch 11, Russell 11, Doss 9, C. Lytle 9, Pell 9, A. Williams 9.
(*Snappers:* Bedell 13, Drosos 7; *Holders:* Lynch 16, Watts 4; *Kickers:* E. Price 13, Stefanou 7).

PUNT TEAM SNAPS (17; includes fakes, roughing calls): Drosos 14, Bedell 3.

NON-OFFENSIVE SCORES (0)

vs. Opponent	Player	Play	By Opponent (1)	Player	Play
None			San Diego State	Darren Hall	57 interception return

MISCELLANEOUS STAT BOX

(Coin Toss: O-offense; D-Defense; d-deferred/played defense first)

	Red Zone (Scores-Att; TD/FG); Plays-Yds						Avg./1st Down		2nd Down Eff. 3rd Dn/Avg-to-Go				Plays (+/0/-)			Plus Territory (Plays-Yards)			Coin Toss			
Game	Colorado			Opponent			Colo.	Opp.	Colo.	Opp.	Colo.	Opp.	Colo	Opponent	Colo	Opponent	Temp	Toss				
UCLA	7-7	(6/1)	19-72	2-2	(2/0)	5-31	5.3	7.1	13-32	6-20	7.0	8.3	67	14	11	35	23	7	49-198	25-153	59°	L (O)
Stanford	3-3	(3/0)	8-37	5-5	(3/2)	17-60	5.4	4.4	9-24	9-24	4.8	5.2	51	13	5	46	25	6	28-167	38-167	50°	L (D)
San Diego State	3-3	(2/1)	15-18	0-0	(0/0)	0- 0	2.3	2.9	6-28	1-19	7.5	7.2	49	20	13	29	19	11	42-125	18- 22	55°	W (D)
Arizona																						
Utah																						
TBD																						

SCORING DRIVES (Game-By-Game)							(*—scored following a turnover.)	
Opponent	Plays	Yards	Time	Result	Qtr	(Down) How	PAT	Quarterback
UCLA	4	25	1:27	*TD	1	(2) Broussard 6 run	Stefanou	Noyer
UCLA	1	1	0:04	*TD	1	(1) Broussard 1 run	Stefanou	Noyer
UCLA	10	76	3:11	TD	2	(2) Russell 12 pass from Noyer	Stefanou	Noyer
UCLA	2	7	0:33	*TD	2	(2) Broussard 1 run	Stefanou	Noyer
UCLA	6	70	2:16	TD	2	(1) Mangham 2 run	Stefanou	Noyer
UCLA	10	75	3:29	TD	3	(2) Noyer 1 run	Price	Noyer
UCLA	13	48	4:58	FG	3	(4) Price 45 FG	Noyer
UCLA	8	52	3:47	FG	4	(4) Price 36 FG	Noyer
Stanford	2	57	0:40	TD	1	(2) Stanley 55 pass from Noyer	Price	Noyer
Stanford	10	75	4:37	TD	2	(3) Noyer 7 run	Price	Noyer
Stanford	9	75	3:28	TD	3	(2) Noyer 10 run	Price	Noyer
Stanford	3	61	1:09	TD	3	(2) Rice 34 pass from Noyer	Price	Noyer
Stanford	10	80	4:31	TD	4	(2) Mangham 2 run	Price	Noyer
San Diego State	16	83	6:05	TD	1	(4) Noyer 1 run	Price	Noyer
San Diego State	13	63	7:09	TD	2	(3) Jackson 3 pass from Noyer	Price	Noyer
San Diego State	10	42	4:40	FG	3	(4) Price 45 FG	Noyer
San Diego State	9	44	3:25	FG	4	(4) Price 45 FG	Noyer

Drive Analysis				
DISTANCE	COLORADO		OPPONENT	
Length	TD	FG	TD	FG
(minus)	—	0	—	0
0—9	2	0	0	0
10—19	0	0	0	0
20—29	1	0	0	0
30—39	0	0	0	1
40—49	0	3	0	1
50—59	1	1	0	1
60—69	2	0	3	1
70—79	5	0	4	0
80—89	2	0	2	0
90—99	0	0	0	0

GAME OPENING DRIVES						
Game	COLORADO			OPPONENT		
	Pts	FD	Yds	Pts	FD	Yds
UCLA	0	1	15	0*	1	10
Stanford	0	0	4	3	2	37
San Diego State	7	5	83	0	1	19
Arizona						
Utah						
TBD						

SECOND HALF OPENING DRIVES						
Game	COLORADO			OPPONENT		
	Pts	FD	Yds	Pts	FD	Yds
UCLA	0	2	53	7	2	75
Stanford	7	5	75	0	0	6
San Diego State	0	1	17	0	0	-1
Arizona						
Utah						
TBD						

(*—drive ended by a turnover)

POSSESSIONS AT-A-GLANCE					
	No.	Plays	Avg. 3-Plays		
			Snap	& Out*	Snap/TD
Colorado	44	243	5.52	12	18.7 (13)
Opponent	41	201	4.90	16	22.3 (9)

(*—less if there is a turnover; must not have earned a first down or scored a touchdown.)

POINTS BY DRIVE						
Drive (CU/Opp)	COLORADO			OPPONENT		
	Pts	TD	FG	Pts	TD	FG
1 (3/3)	7	1	0	3	0	1
2 (3/3)	7	1	0	0	0	0
3 (3/3)	7	1	0	7	1	0
4 (3/3)	14	2	0	0	0	0
5 (3/3)	14	2	0	3	0	1
6 (3/3)	0	0	0	6	0	2
7 (3/3)	7	1	0	7	1	0
8 (3/3)	14	2	0	0	0	0
9 (3/3)	10	1	1	7	1	0
10 (3/3)	7	1	0	7	1	0
11 (3/3)	3	0	1	15	2	0
12 (3/3)	7	1	0	15	2	0
13 (3/3)	3	0	1	0	0	0
14 (2/1)	3	0	1	0	0	0
15 (2/1)	0	0	0	7	1	0
16 (1/0)	0	0	0	0	0	0

COLORADO YARDS PER PLAY— TD Drives: 7.2 (96-694); FG Drives: 5.2 (36-186); Non-Scoring Drives: 3.1 (111-349)
OPPONENT YARDS PER PLAY— TD Drives: 9.1 (66-598); FG Drives: 6.1 (28-171); Non-Scoring Drives: 2.4 (107-261)

FIRST DOWN PASSING

Player	Att-Com-Int	Pct.	Yards	FD	TD	Long	Sacked	Rating
Sam Noyer	23-14-2	60.9	163	7	0	34	0/ 0	103.0
Tyler Lytle.....	1- 1-0	100.0	3	0	0	3	0/ 0	125.2

FIRST DOWN RUSHING

Player	Att.	Yards	Avg.	FD	TD	Long
Jarek Broussard.....	51	216	4.2	3	1	25
Sam Noyer.....	9	41	4.6	1	0	12
Jaren Mangham.....	11	28	2.5	0	1	5
Joe Davis	6	14	2.3	0	0	8
Dimitri Stanley	1	-1	-1.0	0	0	-1
Team.....	3	-6	-2.0	0	0	-2

FIRST DOWN RECEIVING

Player	No.	Yards	Avg.	FD	TD	Long
Dimitri Stanley	5	62	12.4	3	0	22
La’Vontae Shenault.....	2	31	15.5	1	0	29
Jarek Broussard.....	2	14	7.0	1	0	14
Brady Russell	1	34	34.0	1	0	34
Jaylon Jackson	1	14	14.0	1	0	14
Matt Lynch.....	1	6	6.0	0	0	6
K.D. Nixon	1	4	4.0	0	0	4
Maurice Bell.....	1	2	2.0	0	0	2
C.J. Schmanski	1	-1	-1.0	0	0	-1

ALL-PURPOSE YARDS (Leaders)

	G	Plays	Rush	Rec.	PR	KOR	Total	Avg.	Avg./G
Jarek Broussard.....	3	95	432	36	0	13	468	4.9	156.0
Dimitri Stanley	3	22	-1	212	34	3	248	11.3	82.7
La’Vontae Shenault.....	2	10	0	124	0	16	140	14.0	70.0
Maurice Bell.....	3	9	0	43	0	95	138	15.3	46.0
Sam Noyer.....	3	32	112	0	0	0	112	3.5	37.3
Brady Russell	2	5	0	77	0	0	77	15.4	38.5

QUARTERBACK SACKS (6-18)

UCLA (1-5): Johnson 1-5. **Stanford (1-3):** Wells 1-3. **San Diego State (4-10):** Landman 3-6, Wells 1-4.
THIRD/FOURTH DOWN SACKS (4/0): Landman 3, Wells 1,

THIRD-FOURTH DOWN PASSING

Player	Att-Com-Int	Pct.	Yards	FD	TD	Long	Sacked	Rating
Sam Noyer	26-16-0	61.5	193	12	1	29	1/ 2	136.6

THIRD-FOURTH DOWN RUSHING

Player	Att.	FD/TD	Pct.	Yards	Avg.	TD	FD-Att.
Joe Davis	1	1	100.0	6	6.0	0	0- 0
Sam Noyer.....	7	5	71.4	28	4.0	0	4- 4
Jarek Broussard.....	15	7	46.7	77	5.2	0	3- 4
Jaren Mangham.....	1	0	0.0	-3	-3.0	0	0- 1
Team.....	2	0	0.0	-10	-2.0	0	0- 1

THIRD-FOURTH DOWN RECEIVING

Player	No.	Yards	Avg.	FD	TD	Long
La’Vontae Shenault.....	5	68	13.6	3	0	29
Dimitri Stanley	4	48	12.0	4	0	17
Brady Russell	2	26	13.0	1	0	21
Jarek Broussard.....	1	21	21.0	1	0	21
Maurice Bell	1	13	13.0	1	0	13
Daniel Arias.....	1	10	10.0	1	0	10
K.D. Nixon	1	4	4.0	0	0	4
Jaylon Jackson	1	3	3.0	0	1	3

SACKS BY QTR: CU 1-2-1-2 (0-OT); OPP 0-1-2-1 (0-OT)

2020 COLORADO BUFFALO SINGLE-GAME HIGHS

Individual

LONGEST SCORING RUN— 10, Sam Noyer at Stanford
LONGEST NON-SCORING RUN— 37, Jarek Broussard vs. UCLA
LONGEST SCORING PASS— 55, Sam Noyer to Dimitri Stanley at Stanford
LONGEST NON-SCORING PASS— 38, Sam Noyer to Daniel Arias vs. UCLA
LONGEST KICKOFF RETURN— 28, Maurice Bell vs. UCLA
LONGEST PUNT RETURN— 13, Dimitri Stanley vs. San Diego State
LONGEST INTERCEPTION RETURN— 14, Carson Wells vs. UCLA
LONGEST PUNT— 50, Josh Watts at Stanford
LONGEST FIELD GOAL— 45, Evan Price vs. UCLA
MOST TOUCHDOWNS— 3, Jarek Broussard vs. UCLA
MOST RUSHING ATTEMPTS— 31, Jarek Broussard vs. UCLA
MOST RUSHING YARDS— 187, Jarek Broussard vs. UCLA
MOST PASS ATTEMPTS— 31, Sam Noyer vs. UCLA
MOST PASS COMPLETIONS— 20, Sam Noyer vs. UCLA
MOST INTERCEPTIONS THROWN— 1, Sam Noyer at Stanford, vs. San Diego State
MOST PASSING YARDS— 257, Sam Noyer vs. UCLA
MOST TOUCHDOWN PASSES— 2, Sam Noyer at Stanford
MOST RECEPTIONS— 6, Dimitri Stanley vs. UCLA, at Stanford; La’Vontae Shenault vs. SDSU
MOST RECEIVING YARDS— 126, Dimitri Stanley at Stanford
MOST TOTAL OFFENSIVE PLAYS— 44, Sam Noyer vs. UCLA (31 pass, 13 rush)
MOST TOTAL OFFENSE— 331, Sam Noyer vs. UCLA (257 pass, 64 rush)
MOST FIELD GOALS ATTEMPTED— 2, Evan Price vs. UCLA, San Diego State
MOST FIELD GOALS MADE— 2, Evan Price vs. UCLA, San Diego State
MOST TACKLES— 17, Nate Landman at Stanford (14 UT)
MOST SOLO TACKLES— 14, Nate Landman at Stanford (17 TT)
MOST TACKLES FOR LOSS— 4, Nate Landman vs. San Diego State
MOST QUARTERBACK SACKS— 3, Nate Landman vs. San Diego State
MOST QUARTERBACK HURRIES— 2, on five occasions
MOST INTERCEPTIONS— 1, Carson Wells vs. UCLA; Curtis Appleton vs. San Diego State
MOST PASSES BROKEN UP— 3, Isaiah Lewis vs. UCLA, Carson Wells at Stanford
MOST THIRD/FOURTH DOWN STOPS— 4, Nate Landman vs. San Diego State
MOST KNOCKDOWN BLOCKS (OL)— 2, Casey Roddick & Will Sherman vs. UCLA
MOST SPECIAL TEAM POINTS— 5, Mister Williams at Stanford (2 UT/2 AT/1 CP); Jaylon Jackson vs. San Diego State (1 UT/2 FDF/1 FFC/1 KD)

Team Bests/Highs

MOST FIRST DOWNS— 26, vs. UCLA
MOST RUSHING ATTEMPTS— 59, vs. UCLA
MOST RUSHING YARDS— 264, vs. UCLA
MOST PASS ATTEMPTS— 33, vs. UCLA
MOST COMPLETIONS— 22, vs. UCLA
MOST INTERCEPTIONS THROWN— 1, at Stanford, vs. San Diego State
MOST PASSING YARDS— 261, vs. UCLA
MOST OFFENSIVE PLAYS— 92, vs. UCLA
MOST TOTAL OFFENSE— 525, vs. UCLA
FEWEST FUMBLES— 0, vs. UCLA, at Stanford
MOST FUMBLES— 3, vs. San Diego State
FEWEST TURNOVERS— 0, vs. UCLA
MOST TURNOVERS— 1, at Stanford, vs. San Diego State
MOST TIME OF POSSESSION— 39:31, vs. UCLA
LONGEST TOUCHDOWN DRIVE— 83 yards (16 plays), vs. San Diego State
LONGEST FIELD GOAL DRIVE— 52 yards (8 plays), vs. UCLA

Defensive Bests

FEWEST FIRST DOWNS ALLOWED— 10, by San Diego State
FEWEST RUSHING ATTEMPTS ALLOWED— 21, by Stanford
FEWEST RUSHING YARDS ALLOWED— 70, by Stanford
FEWEST PASS ATTEMPTS ALLOWED— 28, by San Diego State
FEWEST PASS COMPLETIONS ALLOWED— 11, by San Diego State
FEWEST PASSING YARDS ALLOWED— 76, by San Diego State
MOST INTERCEPTIONS— 1, vs. UCLA, San Diego State
FEWEST TOTAL PLAYS ALLOWED— 59, by San Diego State
FEWEST TOTAL YARDS ALLOWED— 155, by San Diego State
MOST FUMBLES FORCED— 3, vs. UCLA
MOST TURNOVERS GAINED— 4, vs. UCLA
MOST PASSES BROKEN UP— 11, at Stanford
MOST QUARTERBACK SACKS— 4, vs. San Diego State
MOST QUARTERBACK HURRIES— 13, vs. UCLA
MOST TACKLES FOR LOSS— 11, vs. San Diego State

GAME-BY-GAME INDIVIDUAL CHARTS / OFFENSE

RUSHING

JAREK BROUSSARD

	Att	Yds	Avg.	Long	TD
UCLA.....	31	187	6.0	37	3
Stanford.....	27	121	4.5	18	0
San Diego State.....	32	124	3.9	26	0
Arizona.....					
Utah.....					
TBD.....					

ASHAAD CLAYTON

	Att	Yds	Avg.	Long	TD
UCLA.....			DNP		
Stanford.....	1	3	3.0	3	0
San Diego State.....			DNP		
Arizona.....					
Utah.....					
TBD.....					

JOE DAVIS

	Att	Yds	Avg.	Long	TD
UCLA.....	3	13	4.3	8	0
Stanford.....			ST ONLY		
San Diego State.....	7	10	1.4	5	0
Arizona.....					
Utah.....					
TBD.....					

JAREN MANGHAM

	Att	Yds	Avg.	Long	TD
UCLA.....	9	6	0.7	5	1
Stanford.....	8	18	2.3	5	1
San Diego State.....			DNP		
Arizona.....					
Utah.....					
TBD.....					

SAM NOYER

	Att	Yds	Avg.	Long	TD
UCLA.....	13	64	4.9	12	1
Stanford.....	8	36	4.5	10t	2
San Diego State.....	11	12	1.1	14	1
Arizona.....					
Utah.....					
TBD.....					

JAYLE STACKS

	Att	Yds	Avg.	Long	TD
UCLA.....			DNP		
Stanford.....			DNP		
San Diego State.....	0	0	0.0	0	0
Arizona.....					
Utah.....					
TBD.....					

PASSING

SAM NOYER

	A-C-I	Yds	Long	TD	Rating
UCLA.....	31-20-0	257	38	1	144.8
Stanford.....	24-15-1	255	55t	2	170.9
San Diego State.....	29-17-1	139	18	1	103.1
Arizona.....					
Utah.....					
TBD.....					

TYLER LYTLE

	A-C-I	Yds	Long	TD	Rating
UCLA.....	2-2-0	4	3	0	116.8
Stanford.....					
San Diego State.....					
Arizona.....					
Utah.....					
TBD.....					

BRENDON LEWIS

	A-C-I	Yds	Long	TD	Rating
UCLA.....					
Stanford.....					
San Diego State.....					
Arizona.....					
Utah.....					
TBD.....					

RECEIVING

DANIEL ARIAS

	No.	Yds	Avg.	Long	TD
UCLA.....	1	38	38.0	38	0
Stanford.....	1	10	10.0	10t	1
San Diego State.....			DNP		
Arizona.....					
Utah.....					
TBD.....					

MAURICE BELL

	No.	Yds	Avg.	Long	TD
UCLA.....	5	43	8.6	20	0
Stanford.....	0	0	0.0	0	0
San Diego State.....	0	0	0.0	0	0
Arizona.....					
Utah.....					
TBD.....					

JAREK BROUSSARD

	No.	Yds	Avg.	Long	TD
UCLA.....	2	21	10.5	21	0
Stanford.....	1	1	1.0	1	0
San Diego State.....	1	14	14.0	14	0
Arizona.....					
Utah.....					
TBD.....					

CHRIS CARPENTER

	No.	Yds	Avg.	Long	TD
UCLA.....			DNP		
Stanford.....	0	0	0.0	0	0
San Diego State.....			DNP		
Arizona.....					
Utah.....					
TBD.....					

JAYLON JACKSON

	No.	Yds	Avg.	Long	TD
UCLA.....	0	0	0.0	0	0
Stanford.....	1	14	14.0	14	0
San Diego State.....	1	3	3.0	3t	1
Arizona.....					
Utah.....					
TBD.....					

MONTANA LEMONIOUS-CRAIG

	No.	Yds	Avg.	Long	TD
UCLA.....	0	0	0.0	0	0
Stanford.....			DNP		
San Diego State.....			DNP		
Arizona.....					
Utah.....					
TBD.....					

MATT LYNCH

	No.	Yds	Avg.	Long	TD
UCLA.....	1	1	1.0	1	0
Stanford.....	1	6	6.0	6	0
San Diego State.....			INJ		
Arizona.....					
Utah.....					
TBD.....					

JAREN MANGHAM

	No.	Yds	Avg.	Long	TD
UCLA.....	1	10	10.0	10	0
Stanford.....	0	0	0.0	0	0
San Diego State.....			DNP		
Arizona.....					
Utah.....					
TBD.....					

K.D. NIXON

	No.	Yds	Avg.	Long	TD
UCLA.....			INJ		
Stanford.....			INJ		
San Diego State.....	4	26	6.5	9	0
Arizona.....					
Utah.....					
TBD.....					

BRENDEN RICE

	No.	Yds	Avg.	Long	TD
UCLA.....	1	5	5.0	5	0
Stanford.....	2	38	19.0	34t	1
San Diego State.....	2	16	8.0	10	0
Arizona.....					
Utah.....					
TBD.....					

BRADY RUSSELL

	No.	Yds	Avg.	Long	TD
UCLA.....	5	77	15.4	34	1
Stanford.....	0	0	0.0	0	0
San Diego State.....			INJ		
Arizona.....					
Utah.....					
TBD.....					

C.J. SCHMANSKI

	No.	Yds	Avg.	Long	TD
UCLA.....			DNP		
Stanford.....	0	0	0.0	0	0
San Diego State.....	2	5	2.5	6	0
Arizona.....					
Utah.....					
TBD.....					

LA'VONTAE SHENAULT

	No.	Yds	Avg.	Long	TD
UCLA.....			SSP		
Stanford.....	3	60	20.0	29	0
San Diego State.....	6	64	10.7	18	0
Arizona.....					
Utah.....					
TBD.....					

DIMITRI STANLEY

	No.	Yds	Avg.	Long	TD
UCLA.....	6	66	11.0	21	0
Stanford.....	6	126	21.0	55t	1
San Diego State.....	1	10	10.0	10	0
Arizona.....					
Utah.....					
TBD.....					

GAME-BY-GAME INDIVIDUAL CHARTS / DEFENSE

DEFENSIVE

CURTIS APPLETON, OLB

Plays	UT,AT-TT	TFL	PD	3Ds	Other
UCLA.....	5	0,0—0	0-0	0	0
Stanford.....	12	0,1—1	0-0	0	0
San Diego State.....	18	0,0—0	0-0	1	1 INT.
Arizona.....					
Utah.....					
TBD.....					

NIGEL BETHEL, CB

Plays	UT,AT-TT	TFL	PD	3Ds	Other
UCLA.....	6	0,0—0	0-0	0	0
Stanford.....	10	1,0—1	0-0	0	0
San Diego State.....		-----DNP-----			
Arizona.....					
Utah.....					
TBD.....					

MEKHI BLACKMON, CB

Plays	UT,AT-TT	TFL	PD	3Ds	Other
UCLA.....	63	2,1—3	0-0	0	0
Stanford.....	79	2,2—4	0-0	2	2
San Diego State.....	59	2,2—4	0-0	0	0
Arizona.....					
Utah.....					
TBD.....					

JEREMIAH DOSS, DE

Plays	UT,AT-TT	TFL	PD	3Ds	Other
UCLA.....	9	0,0—0	0-0	0	0
Stanford.....	5	0,0—0	0-0	0	0
San Diego State.....	8	0,0—0	0-0	0	1 QBH
Arizona.....					
Utah.....					
TBD.....					

CHRISTIAN GONZALEZ, CB

Plays	UT,AT-TT	TFL	PD	3Ds	Other
UCLA.....	59	3,2—5	1-1	0	0
Stanford.....	67	5,1—6	0-0	0	0
San Diego State.....	59	2,0—2	0-0	0	0 TZ
Arizona.....					
Utah.....					
TBD.....					

JOSHKA GUSTAV, OLB

Plays	UT,AT-TT	TFL	PD	3Ds	Other
UCLA.....	27	1,0—1	0-0	0	0 2-QBH
Stanford.....	18	0,0—0	0-0	1	0
San Diego State.....	10	0,0—0	0-0	0	0 QBH
Arizona.....					
Utah.....					
TBD.....					

MUSTAFA JOHNSON, DE

Plays	UT,AT-TT	TFL	PD	3Ds	Other
UCLA.....	56	2,1—3	2-6	0	0 1-QBS
Stanford.....	74	1,2—3	0-0	0	0 1-QBH
San Diego State.....	51	3,0—3	0-0	0	0 TZ
Arizona.....					
Utah.....					
TBD.....					

AKIL JONES, ILB

Plays	UT,AT-TT	TFL	PD	3Ds	Other
UCLA.....	45	2,0—2	2-2	2	0
Stanford.....	58	1,1—2	0-0	0	2 QBH
San Diego State.....	48	3,1—4	1-5	1	1 QBH
Arizona.....					
Utah.....					
TBD.....					

JANAZ JORDAN, DT

Plays	UT,AT-TT	TFL	PD	3Ds	Other
UCLA.....		-----DNP-----			
Stanford.....	6	0,1—1	0-0	0	0
San Diego State.....	25	0,0—0	0-0	0	0
Arizona.....					
Utah.....					
TBD.....					

NATE LANDMAN, ILB

Plays	UT,AT-TT	TFL	PD	3Ds	Other
UCLA.....	62	5,4—9	0-0	0	3 2-TZ
Stanford.....	79	14,3-17	1-2	0	1 FR
San Diego State.....	59	10,1-11	4-7	1	4 3-QBS
Arizona.....					
Utah.....					
TBD.....					

TERRANCE LANG, DE

Plays	UT,AT-TT	TFL	PD	3Ds	Other
UCLA.....	56	0,0—0	0-0	0	1 2-QBH
Stanford.....	69	2,0—2	2-10	0	1 QBH
San Diego State.....	51	3,1—4	1-3	0	1
Arizona.....					
Utah.....					
TBD.....					

ISAIAH LEWIS, DB

Plays	UT,AT-TT	TFL	PD	3Ds	Other
UCLA.....	41	1,2—3	0-0	3	1
Stanford.....	79	4,0—4	0-0	2	2 QBH
San Diego State.....	51	4,2—6	0-0	1	1 TZ,H
Arizona.....					
Utah.....					
TBD.....					

TARIK LUCKETT, CB

Plays	UT,AT-TT	TFL	PD	3Ds	Other
UCLA.....		-----DNP-----			
Stanford.....		-----DNP-----			
San Diego State.....		-----DNP-----			
Arizona.....					
Utah.....					
TBD.....					

CHRIS MILLER, CB

Plays	UT,AT-TT	TFL	PD	3Ds	Other
UCLA.....	43	2,0—2	0-0	0	0 2-QBH
Stanford.....		-----INJ-----			
San Diego State.....	14	1,0—1	1-3	0	0
Arizona.....					
Utah.....					
TBD.....					

JAMAR MONTGOMERY, OLB

Plays	UT,AT-TT	TFL	PD	3Ds	Other
UCLA.....	7	1,0—1	1-1	0	0 FF,FR
Stanford.....	13	1,0—1	0-0	0	0
San Diego State.....	9	0,0—0	0-0	0	0 QBH
Arizona.....					
Utah.....					
TBD.....					

LLOYD MURRAY Jr., DL

Plays	UT,AT-TT	TFL	PD	3Ds	Other
UCLA.....	7	0,0—0	0-0	0	0
Stanford.....		-----DNP-----			
San Diego State.....		-----DNP-----			
Arizona.....					
Utah.....					
TBD.....					

MARK PERRY, S

Plays	UT,AT-TT	TFL	PD	3Ds	Other
UCLA.....	42	2,1—3	0-0	0	0
Stanford.....	51	2,1—3	0-0	1	0
San Diego State.....	47	0,0—0	0-0	0	0 BlkFG
Arizona.....					
Utah.....					
TBD.....					

QUINN PERRY, ILB

Plays	UT,AT-TT	TFL	PD	3Ds	Other
UCLA.....		-----ST ONLY-----			
Stanford.....	12	0,0—0	0-0	0	0
San Diego State.....		-----ST ONLY-----			
Arizona.....					
Utah.....					
TBD.....					

TOREN PITTMAN, S

Plays	UT,AT-TT	TFL	PD	3Ds	Other
UCLA.....		-----ST ONLY-----			
Stanford.....		-----ST ONLY-----			
San Diego State.....		-----ST ONLY-----			
Arizona.....					
Utah.....					
TBD.....					

DERRION RAKESTRAW, S

Plays	UT,AT-TT	TFL	PD	3Ds	Other
UCLA.....	65	3,3—6	1-4	1	0 FF,FR
Stanford.....	77	3,0—3	0-0	1	1
San Diego State.....	59	8,2-10	0-0	0	3 TZ,H
Arizona.....					
Utah.....					
TBD.....					

NA'IM RODMAN, DT

Plays	UT,AT-TT	TFL	PD	3Ds	Other
UCLA.....	9	0,0—0	0-0	0	0 QBH
Stanford.....	11	0,0—0	0-0	0	0
San Diego State.....	8	0,0—0	0-0	0	0
Arizona.....					
Utah.....					
TBD.....					

JALEN SAMI, DT

Plays	UT,AT-TT	TFL	PD	3Ds	Other
UCLA.....	38	0,0—0	0-0	0	0 QBH
Stanford.....	61	0,0—0	0-0	1	0
San Diego State.....	12	0,0—0	0-0	0	0
Arizona.....					
Utah.....					
TBD.....					

JAYLEN STRIKER, CB

Plays	UT,AT-TT	TFL	PD	3Ds	Other
UCLA.....		-----ST ONLY-----			
Stanford.....		-----DNP-----			
San Diego State.....		-----DNP-----			
Arizona.....					
Utah.....					
TBD.....					

GUYTHOMAS, OLB

Plays	UT,AT-TT	TFL	PD	3Ds	Other
UCLA.....	21	1,1—2	0-0	0	1 TZ
Stanford.....	27	0,2—2	0-0	0	1 QBH
San Diego State.....	12	0,0—0	0-0	0	0
Arizona.....					
Utah.....					
TBD.....					

K.J. TRUJILLO, CB

Plays	UT,AT-TT	TFL	PD	3Ds	Other
UCLA.....	2	0,0—0	0-0	0	0
Stanford.....		-----ST ONLY-----			
San Diego State.....		-----ST ONLY-----			
Arizona.....					
Utah.....					
TBD.....					

JONATHAN VAN DIEST, ILB

Plays	UT,AT-TT	TFL	PD	3Ds	Other
UCLA.....	4	0,0—0	0-0	0	0
Stanford.....	1	0,0—0	0-0	0	0
San Diego State.....		-----ST ONLY-----			
Arizona.....					
Utah.....					
TBD.....					

CARSON WELLS, OLB

Plays	UT,AT-TT	TFL	PD	3Ds	Other
UCLA.....	48	3,2—5	0-0	1	0 INT
Stanford.....	60	5,0—5	3-7	3	0
San Diego State.....	50	5,0—5	4-13	0	2 QBS
Arizona.....					
Utah.....					
TBD.....					

AUSTIN WILLIAMS, DT

Plays	UT,AT-TT	TFL	PD	3Ds	Other
UCLA.....		-----DNP-----			
Stanford.....		-----ST ONLY-----			
San Diego State.....		-----ST ONLY-----			
Arizona.....					
Utah.....					
TBD.....					

2020 UNIVERSITY OF COLORADO MISCELLANEOUS STATISTICS (WON 3, LOST 0)



DRIVE ENGINEERING

Quarterback	Started	TD	FG	FGA	PNT	DWN	TRN	SAF	CLK	RPL	Yielded	Drive	Drive Efficiency*			Plays	Yards	Avg.	3 & Out
SAM NOYER	43	13	4	3	16	1	2	0	4	0	103	2.40	39.5%	51.3%		234	1235	5.28	11
TYLER LYTLE	1	0	0	0	1	0	0	0	0	0	0	0.00	0.0%	0.0%		3	12	4.00	1
COLORADO	44	13	4	3	17	1	2	0	4	(0)	103	2.34	38.6%	50.0%		237	1247	5.26	12
OPPONENTS	41	9	4	2	16	4	5	0	1	(0)	77	1.88	31.7%	37.5%		200	1035	5.18	16

*—second number is the percentage the QB has put his team in position to score, allowing for missed field goals, minus drives ended by the clock and if replaced.

**—excludes kneel-downs, spiked passes and fake/muffed punt plays when not actually directing offense: Noyer 6-(-18), Lytle 0-(-0); Opponents 1-(-5).

KICKOFF ANALYSIS

Kicker	Total	Ret.	Yards	(Avg.)	FC	MF	NA	TB	(EZ+)	In20/25	OB	OnS	SQB	Overall	Ret.	Average SYL
E. PRICE	10	6	660	66.0	0	0	0	4	(3)	0/1	0	(0)	(0)	272	172	O27
M. WILLIS	5	1	339	67.8	0	0	0	3	(1)	0/0	1	(0)	(0)	137	27	O27
J. STEFANOU	5	1	337	67.4	0	0	0	3	(1)	1/1	0	(0)	(0)	119	9	O24
OPPONENTS	15	5	1043	69.5	0	0	0	5	(1)	1/4	0	(2)	(0)	358	108	C24

ONSIDE KICKS: Colorado 0-0, Opponents 0-0. KICKOFF KEY: MF—muffed; FC—fair catch; NA—no attempt at a return; EZ+—through or over end zone; OSY—Opponent Starting Yardline; ASY—Average Starting Yardline; Ret—averages using returned kicks only. OnSides (OnS), short squibs (SQB) and free kicks are omitted in figuring the above; out-of-bounds are not; returns may not add to team totals due to those credited on on-side kicks; free kicks following safeties NOT included. FREE KICKS (Punt Style): Colorado 0, Opponents 0.

YARDAGE SUMMARY

Team	Plays	Yards	20+	10+	5+	1-4	0	Neg.
COLORADO	243	14	43	92	74	47	29	
Opponent	201	14	39	67	43	67	24	

FIRST DOWN TENDENCIES

	Rushing			*Passing			OVERALL			Times Gained					Miscellany					Second Half			
	Plays	Yards	Avg.	Plays	Yards	Avg.	Plays	Yards	Avg.	20+	10+	5+	2-	0	Neg.	TD	QBS	TO	FD	2-8-10+	Att.	Yards	Avg.
COLORADO	81	292	3.6	24	166	6.9	105	458	4.36	5	13	36	52	18	12	2	0	2	12	28	49	257	5.2
Opponents	34	168	4.9	54	278	5.1	88	446	5.07	6	17	28	49	27	12	2	2	2	14	35	48	233	4.9

*—kept like the NFL in that quarterback sacks are deducted from passing to present the accurate picture.

YARDS GAINED ANALYSIS

[Third down plays replayed due to penalty but yards awarded: Colorado 0, Opponents 1.]

Team	1st Down			2nd Down			3rd Down			4th Down			Season			*By Quarter				Opp. Territory			Breakdown	
	Att.	Yards	Avg.	Att.	Yards	Avg.	Att.	Yards	Avg.	Att.	Yards	Avg.	Att.	Yards	Avg.	1st	2nd	3rd	4th	Att.	Yards	Avg.	+	0
COLORADO	105	458	4.4	84	485	5.8	52	285	5.5	2	1	0.5	243	1229	5.06	310	329	444	146	123	492	4.0	167	47
Opponents	88	446	5.1	63	281	4.5	45	290	6.4	5	13	2.6	201	1030	5.12	208	194	295	333	81	342	4.2	110	67

*—Overtime Yards: None. Drives In Opponent Territory (minus those with 50+scores): Colorado 31/43 (72.1%, 15.9 yards per drive); Opponent 20/39 (51.3%; 17.1 ypd)

THIRD DOWN EFFICIENCY ANALYSIS

[4th & 1: Colorado 1-1 (1-1 rush, 0-0 pass), Opponents 0-1 (0-1 rush, 0-0 pass)]

	3rd Down and.....															Second				
Team	1	2	3	4	5	6	7	8	9	10	11-14	15-19	20+	RUSH	PASS	QBS	Half/OT	TOTAL	PCT.	
COLORADO	6- 9	2- 2	1- 2	2- 4	2- 5	3- 6	2- 4	2- 5	1- 3	1- 2	1- 8	1- 2	0- 0	12-25	12-27	1	10-25	24-52	46.2	
Opponents	2- 3	2- 5	1- 2	1- 4	0- 2	1- 3	2- 5	1- 3	1- 3	4- 9	1- 5	0- 1	0- 0	7-13	9-32	4	12-25	16-45	35.6	

AVERAGE YARDS TO GO: Colorado 6.6 (52/345); Opponents 7.0 (45/315). Kneeldowns To Run Out Clock: Colorado 0-1, Opponents 0-0.

SECOND DOWN EFFICIENCY: Colorado 28-84 (33.3%; 1-4 yds: 11-20); Opponent 16-63 (25.4; 1-4 yds: 6-9).

TURNOVER ANALYSIS

	Opp/CU		Own Territory-----							Opponent Territory-----							By Quarter-----					Last 2 Min./OT**			
Team	TO	PTS	(TD,FG)	Pct.(Pts.)	EZ/G-10	11-20	21-30	31-40	41-50	49-40	39-30	29-20	19-10	9-6/EZ	=	Total	(TD*)	1st	2nd	3rd	4th	OT	1st-H	2nd-H	
COLORADO	2	7	(1,0)	8.3 (84)	0	0	0	0	0	1	0	0	0	1	0	=	2 (1)	1	1	0	0	0	0	0	0
Opponents	6	21	(3,0)	20.4 (103)	1	1	2	1	1	0	0	0	0	0	0	=	6 (0)	2	2	0	2	0	0	0	1

First Play After Gaining Turnover: Colorado 5-12, 2.4 avg., 6 long, 0 TD (4-9 rush/1-1-0, 3, 0 TD pass); Opponent: 1-3, 3.0 avg., 3 long, 0 TD (1-3 rush, 0 TD/0-0-0, 0, 0 TD pass), 1 Ret. TD.

*—interception or fumble returns for a touchdown; **—number in parenthesis is number of turnovers in last 2-minutes while team is protecting lead or trying to tie or go ahead.

YARDS LOST DUE TO PENALTIES

	Colorado	Opponent
Times Penalized After Offensive Gain/Yards Lost	1/7	2/30
Touchdowns / Field Goals / First Downs Cost	0 / 0 / 0	0 / 0 / 2
Offensive Times/Yards Penalized	4/30	10/75
Yards Gained Back (First Downs)	28 (3)	50 (4)

GOAL-TO-GO SITUATIONS

	Summary-----								GTG Plays-----			1-Yard Line-----	
Team	Total	TD	FG	FGA	TO	DWN	CLK	ROC	Plays	Tds	Pct.	Plays	Tds
COLORADO	7	7	0	0	0	0	0	(0)	17	7	41.2	7	4
OPPONENTS	3	3	0	0	0	0	0	(0)	7	3	42.9	1	1

EXPANDED PUNTING

Player	Punts	Yards	Avg.	Spot	Ret.	Yards	Return	Long	Pct. Ret.	Net	In20 / 15 / 10 / 5	TB	FC	60+	No.	Yds.	Avg.	Opp. Yds (In20)	Adjusted 50 & Out
JOSH WATTS	17	655	38.53	C39	4	27	6.8	17	76.5	36.94	6 / 5 / 3 / 0	0	6	0	2	89	44.5	3-93 (3)	14 562 40.1
Downed at the 1-Yardline: None. Average Spot—yardline where punts average from: Watts 17/666. Left-footed punts: none.																			

Downed at the 1-Yardline: None. Average Spot—yardline where punts average from: Watts 17/666. Left-footed punts: none.

AVERAGE STARTING FIELD POSITION

	Colorado	Opponent
Drives Started	44	41
Cumulative Starting Yardlines	1575	1062
Average Field Position	C36	O26
Drives Started In Plus Territory	10	2
Scores/TD,FG	3/0,0	0/0,0
FGA/Punts/Downs/Clock	0/4/0/0	1/0/1/0
Turnovers/Ran Out Clock	1/2	0/0
Points	21	0
Drives Started Inside/At Own 20	7 (4/3)	11 (8/3)
Points Scored (TD/FG)	14 (2/0)	15 (2/0)

SCORING PERCENTAGE INSIDE-THE-20 (Red Zone)

	Colorado	Opponent
Times Penetrated Opponent 20	13	7
Total Scores	13	7
Touchdowns (Rush/Pass)	11 (9/2)	5 (3/2)
Field Goals-Attempts	2-2	2-2
Turnovers/Downs/Punts/Clock	0/0/0/0	0/0/0/0
Scores From Outside The RZ/TD,FG	5/2,3	6/4,2
Scoring Percentage (TD Pct.)	100.0 (84.6)	100.0 (71.4)
Total Red Zone Plays/Yards (Avg.)	42/127 (3.0)	22/91 (4.1)
Third Down Efficiency	4-7/57.1	2-5/40.0
Fourth Down Efficiency	1-1/100.0	0-0/0.0
*Ran Out Clock Not Trying To Score	0	0

(*—not included in total counts or plays above; the 20 IS NOT in the Red Zone)

FIRST DOWNS EARNED

Player	Rush	Pass	Rec.	—	Total (3/4)
SAM NOYER	11	29	0	—	40 (17)
JAREK BROUSSARD	19	0	2	—	21 (8)
DIMITRI STANLEY	0	0	10	—	10 (4)
LA'VONTAE SHENAULT	0	0	5	—	5 (3)
BRADY RUSSELL	0	0	4	—	4 (1)
MAURICE BELL	0	0	2	—	2 (1)
DANIEL ARIAS	0	0	2	—	2 (1)
JOE DAVIS	2	0	0	—	2 (1)
BRENDEN RICE	0	0	2	—	2 (0)
JAYLON JACKSON	0	0	1	—	1 (1)
K.D. NIXON	0	0	1	—	1 (0)

FUMBLES

Player	No-Lost
NOYER	1-0
TEAM	2-0
TOTAL	3-0

MISCELLANEOUS

	Colorado	Opponent
Points Scored First 5 Minutes (Total/1st, 2nd)	14/7.7	17/0.17
Points Scored Last 5 Minutes (Total/1st, 2nd)	0/0.0	28/6.22
Points Scored Last 2 Minutes (Total/1st, 2nd)	0/0.0	10/3.7