



UNIVERSITY OF COLORADO BUFFALOES / SPORTS INFORMATION SERVICE

2150 Stadium Drive (574 Champions Center), 357 UCB, Boulder, CO 80309-0357

Telephone 303/492-5626 (E-mail/FB contacts: david.plati@colorado.edu; curtis.snyder@colorado.edu)

David Plati (Associate AD/SID), Curtis Snyder (Assistant AD), Troy Andre (Associate SID/CUBuffs.com Managing Editor), Linda Sprouse (Associate SID), Seth Pringle (Assistant SID), Shaun Wicen (Assistant SID), Neill Woelk (Contributing Editor/CUBuffs.com), Alex French (Graduate Assistant)

www.CUBuffs.com

© 2020 CU Athletics

GAME 2

2020 COLORADO BUFFALO FOOTBALL WEEKLY RELEASE, NOTES & STATISTICS

COLORADO BUFFALOES vs. STANFORD CARDINAL

BUFFS LOOKING FOR FIFTH STRAIGHT 2-0 START, THIRD TIME IN PAC-12

SATURDAY, NOVEMBER 14, 2020 • 1:35 p.m. MST • Stanford Stadium (50,424) • Palo Alto, Calif.

RELEASE NUMBER 2 (November 9, 2020)

ESPN (National) | KOA-RADIO | CUBUFFS.COM (Live Stats)

BUFFALO BITS ...

The **Colorado Buffaloes** (1-0, 1-0 Pac-12) hit the conference road for the first time in nearly a year, traveling to the San Francisco Bay area to face the **Stanford Cardinal** (0-1, 0-1) in a Nov. 14 match-up at Stanford Stadium ... The Buffaloes are looking for a fifth straight 2-0 start, which they have done 59 times in their 130-year history, and a third straight win against the Cardinal ... 2020 marks the 10th season that Colorado is competing in the Pac-12 Conference, having joined the league on July 1, 2011; CU is looking to open 2-0 in league play for just the third time (doing so in 2016 and 2018) ... This will be the first head-to-head matchup of CU's Karl Dorrell and Stanford's David Shaw, though the two were on opposite sidelines five times and NFL assistants and once when Dorrell was head coach at UCLA and Shaw as a Stanford aide ... CU opened the delayed 2020 season with a 48-42 win over UCLA in Boulder last Saturday, as the Buffs improved to **82-44-5** in 131

season openers (**54-20-1** at home) ... CU has now won five straight season openers, the longest streak since it claimed eight in a row from 1991-98 ... Colorado with a one-score win to open the year, played in seven one-score games in 2019 (decided by eight points or less), tied for the fourth-most in the nation; the Buffs are now **5-3** in those games (and have had **30** total over the last seven seasons) ... **Karl Dorrell** became CU's third straight first-year head coach to win his inaugural game after only one had done it between 1932 and 2013 (**Rick Neuheisel** in 1995; Dorrell was the offensive coordinator on that team. Mike MacIntyre in 2013 and Mel Tucker last year were the other pair) ... The PDF version of the **2020 CU Media Guide** is now on-line at www.cubuffs.com/FBMC2020 ... CUBuffs.com/media is all things Buff (on-line media guide, live stats, etc.).

DEPTH CHART ON PAGE 53; ROSTERS ON PAGES 54-56; STAT PAGES 58-66

TV | CU-STANFORD (ESPN): Beth Mowins (play-by-play) / Rod Gilmore (color) / Shelley Smith (sidelines) / Andy Renga (on-site producer)

STATS OF THE WEEK

Tight End Spotlight. Junior **TE Brady Russell** caught five passes for 77 yards and a touchdown in CU's 48-42 win over UCLA, marking the first time since 2012 that a tight end has led the Buffs in a game in receiving yards. You have to go back to Nov. 10 of that year when **Scott Fernandez** had 71 yards (one reception which went for a touchdown at Arizona). It was also the most yards by a Buff tight end in a game since earlier that same year, when **Nick Kasa** caught three passes for 87 yards in CU's 35-34 win at Washington State, and the most in a home game since Oct. 20, 2007 (**Tyson DeVree**, seven for 90 and a TD in a 19-14 loss to Kansas). The last time a tight end had more receiving yards than Russell's 77 in a win came on Oct. 8, 2005, when Joe Klopfenstein caught five balls for 99 yards in a 41-20 win over Texas A&M in Boulder.

No Turnovers ... Again. For the third straight debut by a new CU head coach, the Buffaloes did not commit a turnover. In 2013, Colorado didn't turn it over against Colorado State in Mike MacIntyre's first game, and the Buffs repeated the feat last year against CSU in Mel Tucker's debut. Karl Dorrell's first CU team completed the hat trick (and forced four turnovers). In all three games, CU didn't even have a fumble, much less lose one.

OBSCURE NOTE OF THE WEEK

Chiaverini 525, Dorrell 507. In the battle of first games as offensive coordinators calling the plays, CU's current OC, **Darrin Chiaverini**, edged out head coach **Karl Dorrell's** first performance as an OC, 525-507. The Buffaloes gained 525 yards (on 92 plays) in the season opening win over UCLA last Saturday, the first time Chiaverini called the plays (as CU's co-coordinator in 2016-17, Brian Lindgren was the play caller, and in 2018, he shared the duties). Back in 1995, when Rick Neuheisel hired Dorrell as his OC, CU gained 507 yards (68 plays) in a 43-7 win at Wisconsin. Both efforts were balanced: The Buffs rushed for 264 yards and passed for 261 against UCLA; in '95, Colorado had 278 passing yards and 229 on the ground. Dorrell won the edge in average per play, though, 7.5-to-5.7. Chiaverini played in that '95 game, but did not catch any passes.

REVISED 2020 COLORADO SCHEDULE & RESULTS (1-0, 1-0 Pac-12)

Date	CU*	Opponent	Opp*	TV	Result/Time	Record	Series	This-N-That or '19 rewind
NOV. 7	---	● UCLA (N)	---	ESPN2	W 48-42	0-1	5-11-0	Buff's roll to 35-7 second quarter lead and hang on; Broussard has record night
Nov. 14	---	● at Stanford	---	ESPN	1:35 p.m.	0-1	5- 6-0	E.Price kicks FG at gun; CU has two straight wins in series (10-5, 16-13)
NOV. 21	---	● ARIZONA STATE	---	ESPN2	8:00 p.m.	0-1	3- 8-0	Montez, Brown connect on 3 TD passes; Stefanou wins it with 44 FG (2:03 left)
Nov. 28	---	● at Southern California	---	TBA	TBA	1-0	0-14-0	Buff's lead for 42:34, but USC's two fourth quarter TDs rally Trojans to the win
Dec. 5	---	● at Arizona	---	TBA	TBA	0-0	14- 8-0	Another wild CU-UA game; nine lead changes as Wildcats hold on late, win 35-30
DEC. 11	---	● UTAH (N)	---	FS-1	7:30 p.m.	0-0	32-31-3	CU strikes first but Utah rallied for 17-7 lead at half and pulled away
Dec. 18	OR	PAC-12 Championship Game (N)	---	FOX	6:00 p.m.	---	---	Championship game original set for Las Vegas will be at campus site
Dec. 19	---	North Division Opponent TBD	---	TBA	TBA	---	---	One of five crossover games to be determined the week prior

KEY: *—AP rank at time of game; ●—Pac-12 Conference game; N—Night game; All times mountain. **GAMES CANCELLED DUE TO PANDEMIC:** at Colorado State (Sept. 5), Fresno State (Sept. 12), at Texas A&M (Sept. 19), at Oregon (Sept. 26), Washington State (Nov. 7), at Washington (Nov. 21).

**COLORADO MEDIA SERVICES**

Head coach **Karl Dorrell** will hold a **Monday Zoom Conference call** at 11:00 a.m. (Nov. 9-Dec. 21); the lone exception being Tuesday, Nov. 3 since the team cannot practice with it being Election Day (hoping to return to in-person whenever the pandemic ends or is under control). It will be more or less an extended version of what we have been doing daily Zooms. Starting with Nov. 9, the **press conference portions will be streamed live** on www.CUBuffs.com.

Note: There was no **Front Range Huddle** this summer; look for it to resume in 2021 in Denver.

Season Interview Schedule. With daily COVID testing, it eliminates the larger window we had for interviews (over an hour lost). Dorrell will speak on Mondays and Wednesdays; players available on Tuesdays and Wednesdays (most have heavy academic schedules which eliminate Thursdays); assistant coaches on all three days if requested in advance.

Reminder: there is no longer a Tuesday **Pac-12 Teleconference Call** that used take place on Tuesdays are no more.

Video highlights of CU games are available through the Pac-12 Network Assignment Desk (assignment@pac-12.org). However, there are usage restrictions; contact **Dustin Rocke** to coordinate your needs (drocke@pac-12.org).

The **Pac-12 Networks** are available nationwide through many platforms; check with local cable or satellite subscribers for more info. Comcast and Time Warner carry the Network in Colorado and DISH Network is the league's satellite provider. In the Boulder-Denver area: Comcast 430 & 431 (840 HD); Pac-12 DISH channels include 406 (hopper) and 409 (along with 5453 and 5454 in its auxiliary area).

The **Colorado locker room** (home and road) is closed after games; following the customary 10-minute cooling off period, players will be available in a timely manner COVID-restrictions permitting (requests will be solicited following the game, no cutoff).

Colorado's football **practices** are closed; due to pandemic restrictions, CU will provide still photograph and B-roll on most days. When restrictions are lifted for any photography/video needs, media must follow parameters listed in CU's media policies. (Thursday & Friday practices are open to network TV talent if in town and they follow COVID protocols.)

This year's standard **practice schedule** (mountain time): **Sunday:** 5:15-6:30; **Monday:** Off; **Tuesday:** 9:10-11:30; **Wednesday:** 9:10-11:30; **Thursday:** 9:50-11:50; **Friday:** 10:30-11:30 walk-through (home and road games).

➔ COVID testing daily (a.m. 2 hours); meetings follow.

Interviews with Colorado players and coaches are allowed post-practice on Mondays, Tuesdays and Wednesdays. Phone/Zoom interviews with media are allowed all three days in all time slots. Interviews on Sundays are at the discretion of the player, as it being the standard player day off, CU can't facilitate due to NCAA rules. Assistant coaches are game-planning on Sunday and are also only available at their discretion.

Photo Requests. Please direct any photo (.jpg) requests to either david.plati@colorado.edu or curtis.snyder@colorado.edu.

collegepressbox.com
SINCE 2005 EVERYTHING BUT THE PRE-GAME MEAL

Credentials. CU does not utilize an on-line credential system; we prefer the personal touch. Email Dave Plati with request (david.plati@colorado.edu).

Collegepressbox.com is the official media website for Division I football. Access and download weekly game notes, quotes, statistics, media guides, headshots, logos and more for each conference and its member schools. Register for access at: www.collegepressbox.com/register.

The **Pac-12 Mountain Network** is the television home of the Buffaloes; it produces a variety of programming featuring all 12 member institutions.

THE BUFFS ON THE INTERNET

The official CU site on the Internet can be found at www.CUBuffs.com has the most up-to-date information, releases, game notes, press conference broadcasts (free), articles by longtime journalist and CUBuffs.com contributing editor **Neill Woelk** along with podcasts/video by the voice of the Buffs, **Mark Johnson**; the direct link to the **Football Media Center** is cubuffs.com/ColoradoMediaCenter. Breaking news with the program will be found here first every time and delivered in full without third-party editing or what they might deem unessential.

Audio. CU football can be heard (free) on the Internet at either CUBuffs.com or KOA-Radio (or its sister station, KDSP/AM760). Links: www.CUBuffs.com, www.850koa.com, www.am760.net.

Live Stats for Colorado home games can be accessed at www.colorado.statbroadcast.com; please contact the SID office for the password.

BuffTV is CU's live streaming service for live games and press conferences not broadcast by the Pac-12 TV partners. In addition, highlights, features, interviews and the Buffalo Stampede weekly show can be found at www.youtube.com/BuffsTV.

THE BUFFS ON THE AIRWAYS

KOA-Radio in Denver (850AM & 94.1FM; KDFD 760AM when conflicts) originates the CU Football Network, with **Mark Johnson** in his 17th year as the play-by-play voice of the Buffs. Former CU head coach **Gary Barnett** (analysis) is in his fifth full season on the broadcasts. Sideline duties will be handled by committee between **Jeff Campbell**, **Andy Lindahl** and **Bobby Pesavento**. In 2020 due to the pandemic, road games will be broadcast from CU. Cities on the network in addition to KOA: Glenwood Springs (KNFO/106.1FM, which also serves Redstone/105.7FM, Rifle/107.5FM, Roaring Fork/94.3FM, Thomasville/96.3FM & Vail/105.5FM) and KMTS/99.1FM (which also serves New Castle/103.7FM, Rifle/99.5FM & West Glenwood Springs/96.7FM) Fort Morgan (KRFD/100.1FM), Grand Junction (KNZZ/1100AM, 92.7FM). KOA has been the home to CU football for 77 of the last 80 years. *Both stations will stream the game live on the Internet.*

The **CU Coaches Radio Show** originates from the Champions Center (taped on Thursdays, Nov. 5-Dec. 16/17); **Mark Johnson** hosts and it airs 7-8 p.m. that night on KOA and the CU Network; the show will air a day earlier for the USC and Utah games (TBA ahead of the last game on Dec. 18 or 19), final one of the year. (Stream at <https://cubuffs.com/watch/>.)

The **Buffalo Stampede** will air on Wednesdays (Nov. 3-March. 31) on Altitude Sports Network.

Satellite Radio: Sirius-XM is the satellite home of the Buffs; Stanford game (KOA broadcast) will be on Sirius & XM 385 (and Internet 975).

PRONUNCIATION GUIDE**Coaches/Staff**

Darrin **CHIAVERINI** (shiv-ah-ree-knee)
Karl **DORRELL** (door-el)
Darian **HAGAN** (hay-gun)
DEMETRICE Martin (dee-meat-riss)
Brian **MICHALOWSKI** (michael-ow-ski)
Mitch **RODRIGUE** (row-dreeg)

Players

6 Daniel **ARIAS** (are-e-us)
25 **MEKHI** Blackmon (muh-kye as in eye)
23 **JAREK BROUSSARD** (jerek brew-sard)
17 Grant **CICCARONE** (sis-a-roan)
0 **ASHAAD** Clayton (ah-shod)
57 John **DEITCHMAN** (dych-mon)
50 Travis **DROSOS** (droh-soas)
18 Caleb **FAURIA** (four-E-A)
76 Frank **FILLIP** (phillip)
8 Alex **FONTENOT** (font-en-know)
97 Paulison **FOSU** (foe-sue)
33 Joshka **GUSTOV** (goo-stovv)
34 **MUSTAFA** Johnson (moo-stoff-uh)
94 **JANAZ** Jordan (juh-nozz)
36 **AKIL** Jones (ah-keel)
52 Joshua **JYNES** (rhymes with nines)
58 **KARY KUTSCH** (car-E kooch)
15 Montana **LEMONIOUS-Craig** (lee-moan-e-us)
16 **TARIK** Luckett (tuh-reek)
74 Chance **LYTLE** (lie-tull; hard T)
7 Tyler **LYTLE** (lie-dull; soft T)
98 Nico **MAGRI** (ma-gree)
1 Jaren **MANGHAM** (mang-ham)
4 Sam **NOYER** (noy-er)
72 **NIKKO POHAHAU** (knee-ko poe-huh-how)
85 Jared **POPLAWSKI** (pop-u-law-ski)
65 Colby **PURSELL** (per-sell)
3 Derrion **RAKESTRAW** (rake-straw)
54 **KANAN** Ray (kay-ninn)
91 **NA'IM** Rodman (ny-eem)
99 Jalen **SAMI** (sah-me)
5 **LA'VONTAE SHENAU** (luh-von-tay shuh-nault)
33 **JAYLE** Stacks (jay-lee)
48 James **STEFANOU** (steff-ah-know)
31 Jonathan Van **DIEST** (rhymes w/east)

ROSTER CHANGES/DUPE I.D.'s

Number Changes: **WR Daniel Arias** is in 6 (from 22 in previous years); **CB Chris Miller** is in 0 (from 14).

NO LONGER ON TEAM: **DB Will Anglen**.

DUPE NUMBERS: Those who appear below are in dupe numbers where both are likely see action on special teams; jerseys do have name tags, but skin tone key below to help with identification: **A**—African-American, **C**—Caucasian, **H**—Hispanic, **P**—Polynesian or Pacific Islander:

Offense/Specialist	Defense/Specialist
0 Clayton, TB (A)	0 Miller, CB (A)
1 Mangham, TB (A)	1 Thomas, OLB (A)
3 Nixon, WR (A)	3 Rakestraw, S (A)
4 Noyer, QB (C)	4 Montgomery, OLB (A)
5 Shenault, WR (A)	5 M. Perry, S/LB (A)
6 Arias, WR (A)	6 Pell, OLB (C)
7 T. Lytle, QB (C)	7 Ham, ILB (A)
23 Broussard, TB (A)	23 Lewis, S (A)
33 Stacks, TB (A)	33 Gustav, OLB (C)
52 Jynes, C (A)	52 Lang, DE (A)

**GAME-BY-GAME STARTERS (2020)**

Here are CU's starters for the 2020 season (**bold** indicates first career start):

OFFENSE	WR	WR	WR	LT	LG	C	RG	RT	TE	QB	TB
UCLA	Arias	Bell	Stanley	Sherman	Kutsch	Pursell	Roddick	Phillip	Russell	Noyer	Broussard
DEFENSE	OLB	DE	NT	DE/DT	ILB	ILB	STAR	LCB	FS	SS	RCB
UCLA	Wells	Lang	Sami	Johnson	Landman	Jones	Miller	Gonzalez	Rakestraw	Perry	Blackmon

CONSECUTIVE STARTS—Landman 25, Sherman 22, Kutsch 13. **CAREER STARTS**—Landman 25, Sherman 22, M. Johnson 21.

PLAYER PARTICIPATION (dressed/played): UCLA 79/59.

COLORADO CAPTAINS / GAME-BY-GAME

The coaches select captains for each game, and at the end of the season, will name the captains for the year. Game-by-game captains:

Opponent	Captains
UCLA	DL Mustafa Johnson ILB Nate Landman TE Brady Russell OT Will Sherman

COLORADO PLAYERS OF THE GAME & SCOUT TEAM POW'S

Here are the coaches' selections for Colorado's player of the game and scout team players of the week:

Opponent	Offensive	Defensive	Special Teams	Offensive Scouts	Defensive Scout(s)	Special Team Scout(s)
UCLA	TB Jarek Broussard OG Kary Kutsch OT Frank Phillip C Colby Pursell OG Casey Roddick OT Will Sherman	DE Mustafa Johnson ILB Nate Landman OLB Carson Wells	FS Derrion Rakestraw	OL John Deitchman WR La'Vontae Shenault	OLB Jason Harris	S Ryan Travis

2020 PAC-12 & COLORADO/NFF POW NOMINATIONS

Here is the list of CU's weekly nominations for the Pac-12 players of the week along with those for the NFF/Colorado Chapter (*—denotes winner):

Opponent	Pac-12 Player of the Week Nominations						Colorado Chapter/NFF
	Offensive	Offensive Line	Defensive	Defensive Line	Special Teams	Freshman	Player of the Week
UCLA	*TB Jarek Broussard	OT Will Sherman	S Isaiah Lewis	DL Mustafa Johnson	none	none	suspended for 2020

BROUSSARD'S BRUISING & RECORD SETTING DEBUT

Sophomore **TB Jarek Broussard**, a member of CU's 2018 recruiting class but who missed the last two seasons following a pair of ACL surgeries, came out raring to go in Colorado's 48-42 season opening win over UCLA. on its roster. There have been seven occasions where a player rushed for at least 100 yards in his first game in a CU uniform (note: freshmen were ineligible from 1953-1971; #—in Denver):

Player, Class	Opponent	Date	Att.	Yards	TD	Player, Class	Opponent	Date	Att.	Yards	TD
Jarek Broussard, Soph.	UCLA	11/07/20	31	187	3	Travon McMillian, Gr.	#Colorado State	8/31/18	10	103	1
Charlie Davis, Soph.	at Louisiana State	9/11/71	20	174	2	Marcus Houston, Fr.	#Colorado State	9/02/00	18	100	1
Michael Simmons, Fr.-RS	OREGON	9/12/87	18	142	1	Ron Rieger, Soph.	TULSA	9/20/69	23	100	1
John Bayuk, Soph.	DRAKE	9/18/54	16	124	2						

As far as the first start at the tailback position, Broussard's effort ranked as the third-most yards gained (all other players in the top 10 appeared in games at previous positions (Pritchard started his only game at tailback in his career in the '90 season opener versus Tennessee (subbing for Eric Bieniemy; he and Flannigan appeared at halfback on several occasions before CU moved to the I-Bone in 1989 and went with one featured back instead of two halfbacks); Anderson was a quarterback for two-plus seasons who was moved to tailback the third game of the '69 season). The top 10 efforts in a first start at tailback in CU history (a—first game in a CU uniform):

Player, Class	Opponent	Date	Att.	Yards	TD	Player, Class	Opponent	Date	Att.	Yards	TD
Mike Pritchard, Sr.	Tennessee (at Anaheim)	8/26/90	20	217	2	Bobby Anderson, Sr.	INDIANA	10/04/69	29	161	3
Billy Waddy, Fr.	at Wisconsin	9/22/73	24	202	2	Tony Reed, Sr.	MISSOURI	10/18/75	22	153	3
*Jarek Broussard, Soph.	UCLA	11/07/20	31	187	3	at Southern California		9/09/00	25	150	0
J.J. Flannigan, Sr.	KANSAS	10/21/89	10	178	3	Christian Powell, Fr.	SACRAMENTO STATE	9/08/12	28	147	3
Rashaan Salaam, Jr.	NEBRASKA	10/30/93	25	165	2	Michael Adkins, Fr.	CHARLESTON SOUTHERN	10/19/13	13	137	4

- ➔ Broussard earned the Pac-12 Conference's Offensive Player-of-the-Week honor for his efforts, just the second Buffalo running back to do so since CU joined the Pac-12 in 2011; **Phillip Lindsay** won in 2017 for the Arizona State game. Rodney Stewart won it twice in the Big 12 Conference (2009 vs. Kansas, 2010 vs. Kansas State), otherwise you have to go back to 2002 when Chris Brown earned it twice (against UCLA and Kansas).
- ➔ Not only did Broussard set the record for the most rushing yards gained (187) in the first game in a CU uniform, he also set the record for yards from scrimmage (208) and all-purpose yards (221).

TO THE WELL(S)

OLB Carson Wells has two career interceptions – both coming against UCLA and its stellar quarterback, Dorian Thompson-Robinson. DTR is 1-2 against Colorado as a starter, and in both losses, he failed to complete over 50 percent of his passes (which has happened just four times in his 21 games). He has a 129.3 rating in three games against the Buffaloes (58-of-103, 667 yards, 7 TD/2 INT).

IN THE ZONE: In CU's last 15 season openers (2006-20), the Buffaloes are 49-of-53 in the red zone (34 TDs, 15 FGs), including 36-of-38 against Colorado State (and one of the four misses was at Hawai'i in 2015 in a controversial ending when the Mountain West officials botched setting the ball as time ran out (CU was 2-of-4 in that game).



COACH TO CURE MD ANNUAL WEEKEND



**Parent
Project
Muscular
Dystrophy**

For the 13th consecutive year, college football coaches nationwide will wear logo patches on their sleeves in support of **Coach To Cure MD** during games on **Saturday, November 14**, as the American Football Coaches Association (AFCA) once again encourages college football fans to donate to projects supported by Parent Project Muscular Dystrophy (PPMD), the largest, most comprehensive nonprofit organization in the U.S. focused entirely on Duchenne. To date, the annual Coach To Cure MD effort has raised over \$ 2 million and made millions of Americans aware of this lethal genetic disorder. Coach To Cure MD began in 2008 with more than 200 schools and 2,700 coaches

involved. Over twelve years that effort expanded to over 600 schools and more than 11,000 coaches – a 300 percent growth to encompass almost everyone in college football at all levels. Additional info: <https://www.afca.com/afca-coaches-to-raise-awareness-for-duchenne-muscular-dystrophy/>.

CU's COVID TESTING

Now that we are in-season, here's CU's COVID testing procedures:

- Colorado is testing coaches and players six days per week (not testing on Monday, the players' day off).
- Game day testing is done by a third party with samples collected at the team hotel (home and road).
- Everyone in the travel party on the road will be tested Friday mornings (all CU road games are Saturdays), and are basically sequestered with the team from boarding the team plane to depart until the team returns to Boulder; no one can leave the team hotel.
- Coaches and staff working with the team are tested a minimum of twice per week, but typically three times per week.
- All staff working with the team on game day are tested the day of the game.

THE SEVENTH GAME MATCH-UPS (DEC. 19)

If CU is not in the Pac-12 Championship Game on Friday, Dec. 18, there will division cross-over games on Saturday, Dec. 19. How those games will be determined will depend on any COVID-19 postponements and then where teams finish in their respective division. A statement on Nov. 5 from the Pac-12 Office: "The Pac-12 has made the determination to preserve as much flexibility for these games as possible given the potential for COVID-19 disruptions that could lead to the need to reschedule important matchups. The conference plans to review games later in the season and will make an announcement at that time on our approach."



HIGH SCORING FROM THE GET-GO

The **90** points scored by CU and UCLA marked the highest scoring season opener in CU history, eclipsing the 83 points in last year's 52-31 win over Colorado State in Denver. But it was also a conference opener, and it rose to the second highest scoring league lid-lifter in Buff annals (trailing the infamous Oct. 4, 1980 clash between CU and Oklahoma at Folsom Field. A look at the top five in each (home team in CAPS):

HIGHEST SCORING SEASON OPENERS / CU History

90	2020	COLORADO 48, UCLA 42
83	2019	Colorado 52, Colorado State 31 (Denver)
77	2003	Colorado 42, Colorado State 35 (Denver)
72	1981	COLORADO 45, Texas Tech 27
68	2013	Colorado 41, Colorado State 27 (Denver)

HIGHEST SCORING CONFERENCE OPENERS / CU History

124	1980	Oklahoma 82, COLORADO 42	Big 8
90	2020	COLORADO 48, UCLA 42	PAC-12
79	1983	Missouri 59, COLORADO 20	Big 8
79	2016	Colorado 41, OREGON 38 (Denver)	PAC-12
72	2003	BAYLOR 42, Colorado 30	Big 12

200/200 BALANCING ACT

In the 48-42 win over UCLA, Colorado rushed for **264** yards and passed for **261**, improving to 59-11 dating back to the first time it happened in school history in 1960. The three-yard difference tied for the second most-balanced offensive game in CU history. A closer look at all CU games with 200-plus yards rushing and passing that were within 10 yards of each other (*—CU head coach **Karl Dorrell** was involved in three of the top four and four of the eight games; (Dorrell was an assistant coach at CU in 1993, was the offensive coordinator in 1997):

Date	Opponent	Rush	Pass	Total	Diff.	Result
Nov. 11, 1961	UTAH	210	208	408	2	L 12-21
Sept. 18, 1993	*at Stanford	274	277	551	3	L 37-41
Oct. 25, 1997	*at Texas	208	211	419	3	W 47-30
Nov. 7, 2020	*UCLA	264	261	525	3	W 48-42

Date	Opponent	Rush	Pass	Total	Diff.	Result
Sept. 10, 2005	NEW MEXICO STATE	238	233	471	5	W 39-0
Oct. 7, 1967	IOWA STATE	217	223	440	6	W 34-0
Nov. 10, 2001	at Iowa State	255	247	502	8	W 40-27
Sept. 4, 1993	*TEXAS	270	260	530	10	W 36-14

TRUE FROSH WATCH OUT OF THE GATE

CB Christian Gonzalez made some history when he started in the season opener against UCLA. He cracked a very short list of Buffaloes who started as true freshmen on either offense or defense (in addition to eight specialists: five placekickers and three return men). He responded with five tackles (three solo), with a tackle for loss and a touchdown save in 59 plays from scrimmage.

Just **14** known true freshmen in CU history have started in the opening game of the season; here are those who were thrown into the fray on the first play from scrimmage: **TB Billy Waddy**, 1973 (at Louisiana State); **CB Victor Scott** and **OLB Scott Hardison**, 1980 (at UCLA); **HB Eric Bieniemy**, 1987 (vs. Oregon); **OG Clint Moore**, 1991 (vs. Wyoming); **ILB Jordon Dizon**, 2004 (vs. Colorado State); **CB Greg Henderson**, 2011 (at Hawai'i); **CB Kenneth Crawley**, 2012 and **WR Gerald Thomas**, 2012 (vs. Colorado State); **ILB Addison Gillam**, 2013 (vs. Colorado State); **WR Shay Fields** and **DE Christian Shaver**, 2014 (vs. Colorado State); **DT Israel Antwine**, 2018 (vs. Colorado State); and **CB Christian Gonzalez**, 2020 (vs. UCLA).

Add a 15th for the first play of the game/season on special teams (kickoff coverage team): **PK Kevin Eberhart** (2003, kicked off vs. Colorado State in Denver).



NOYER SPARKLES IN DEBUT

In the 48-42 win over UCLA, **QB Sam Noyer** became the **51st** player since 1959 to start a game at the quarterback position for the Buffs (**26-24-1** record overall); he was the 19th to do it in a season opener (**10-9** mark). He was also just the third senior to do so, the first since **Robert Hodge** against USC in 2002 and just the second in a season opener (**Jeff Austin** at Texas Tech in 1976); Noyer was the first of the three to debut with a win. Noyer completed his first six passes (and nine of his first 10) in finishing 20-of-31 for 257 yards with a touchdown and no interceptions (144.8 rating). He also rushed 13 times for 64 yards. *(A list of all quarterback starting debuts can be found in CU's media guide on page 173.)*

► His **257** yards passing tied for the sixth most in a CU starting debut, while his **64** rushing yards were the eighth most (fifth-highest when excluding three when CU ran the wishbone in the mid-1980s; his **321** yards of total offense are the fifth-most.

► He is the eighth player in his starting debut to rush for a touchdown and pass for one). They were both his first career touchdowns in each category.

► He is one of the few players in CU history that moved from offense to defense and back to offense during his career; he requested a move to safety so he could contribute to the team in 2019 (Steven Montez was locked in as the starting quarterback). Originally in the transfer portal, the coaches convinced him to stay.

2020 OPEN AND CLOSE

Late Season Opener. This was Colorado's latest season opener in 102 years (Nov. 7), or since Nov. 16, 1918; that year the start of the season was also delayed to an influenza pandemic, CU lost at home to Colorado State Teachers College (now Northern Colorado), 9-0. The only other season that started later was CU's first in 1890 (a 20-0 loss at the Denver Athletic Club on Nov. 15). The last time a conference opponent was the foe in a season opener was in 1961, when CU defeated Oklahoma State in Boulder, 24-0.

And On The Other End. With the regular season finale now set for Dec. 18 or 19, it will be the latest game to ever end the regular schedule. The 1890 finale was on Dec. 15; three regular seasons ended on Dec. 7 (1918, 1963, when a game against Air Force was delayed two weeks due to the assassination of President John F. Kennedy and in 2002 (Big 12 title game against Oklahoma). In 1924, CU had a couple of "postseason" games in Hawai'i (Dec. 25-Jan. 1), and in 1893, CSU issued a challenge to CU and two played on Feb. 11; CU's 70-6 win was tacked on to the 1892 schedule.

FIRST PLAYS HAVE BEEN LARGELY CONSERVATIVE

Here's a look at what transpired on the first play on offense, defense and special teams for CU head coaches, dating back to 1959 when information is available. Amazingly, CU didn't earn a first down until Dan Hawkins' first offensive play in 2006, and has allowed just two defensively. The longest play was a 42-yard pass from James Cox to Patrick Williams to open 2006, but then, including special teams, the next three longest play is a kickoff return of 19 yards. A closer look:

Season	Coach	Opponent	Offense	Defense	Special Teams
1959	Sonny Grandelius	WASHINGTON	Gale Weidner incomplete pass	Sam Hurworth 1 run	(UW) Sam Hurworth 16 KOR to UW18
1962	Bud Davis	at Utah	Leon Mavity 2 run	Bud Scalley 5 run	(CU) Leon Mavity 19 KOR to C21
1963	Eddie Crowder	SOUTHERN CAL	Bill Symons 2 run	Mike Garrett 11 pass from Pete Beathard	(USC) Pete Beathard 5 KOR to SC35
1974	Bill Mallory	at Louisiana State	Billy Waddy 2 run	Brad Davis 5 run	(CU) Tom MacKenzie KO out of bounds
1979	Chuck Fairbanks	OREGON	Willie Beebe 2 run	Don Coleman 13 reverse/UO clipping	(CU) Mike E. Davis 13 KOR to CU24
1982	Bill McCartney	CALIFORNIA	Randy Essington incomplete pass	Gale Gilbert incomplete pass	(UC) Joe Cooper KO EZ+/UC offside
1995	Rick Neuheisel	at Wisconsin	Matt Lepsis 4 pass from Koy Detmer	Matt Nyquist 7 pass from Darrell Bevell	(UW) John Hall KO downed in end zone
1999	Gary Barnett	Colorado State (Denver)	Dwayne Cherrington 1 run	Matt Newton incomplete pass	(CSU) C.W.Hurst KO EZ+/CU personal foul
2006	Dan Hawkins	MONTANA STATE	Patrick Williams 42 pass from James Cox	Cory Carpenter incomplete pass	(CU) Mason Crosby KO through end zone
2011	Jon Embree	at Hawai'i	Tyler Hansen fumble, 1-yard loss	B. Stutzmann 3 pass from B. Moniz	(CU) Justin Castor KO through end zone
2013	Mike MacIntyre	Colorado State (Denver)	Christian Powell 4 run	Donnell Alexander 17 run	(CU) Will Oliver KO through end zone
2019	Mei Tucker	Colorado State (Denver)	Alex Fontenot 3 run	W.Jackson 6 pass from Collin Hill	(CSU) Davis KO through the end zone
2020	Karl Dorrell	UCLA	Dimitri Stanley 0 pass from Sam Noyer	D.Felton -1 pass from D.T-Robinson	(CU) Jarek Broussard 13 KOR to C13

DORRELL: A COLLEGE FOOTBALL FIRST?

Ironically, with the Buffaloes drawing UCLA for their first game, **Karl Dorrell** coached against the school he served as head coach for five seasons (2003-07). He was 35-27 with the Bruins over those years. Another irony – his first game as head coach at UCLA was in Boulder against CU, a game in which the Buffs rallied to win, 16-14. He had been an assistant with CU twice (1992-93, 1995-98), but played collegiately at UCLA (1983-86). Thus, in his first game as a head coach, he went up again a former team on which he was an assistant, and his first game his second opportunity as a head coach be against his alma mater, where he also made his head coaching debut. UCLA did win it next game (6-3 over Illinois), which was the school's 500th at the time.

ONLY A HANDFUL HAVE OPENED AGAINST THEIR ALMA MATER

Karl Dorrell will be the ninth known Division I head coach to face his alma mater in his first game at his new school (not necessarily his first game overall):

Year	Coach	School	Alma Mater/Opp.	Result	Year	Coach	School	Alma Mater/Opp.	Result
1918	Andy Gill	Kentucky	at Indiana	W 24- 7	2010	Jimbo Fisher	Florida State	Samford	W 59- 6
1982	George Welsh	Virginia	at Navy	L 17-30	2010	Mike London	Virginia	Richmond	W 34-13
1999	Randy Walker	Northwestern	Miami-Ohio	L 3-28	2011	Larry Coker	UTSA	Northeastern State	W 31- 3
2001	Jim Tressel	Ohio State	*Akron	W 28-14	2020	Karl Dorrell	Colorado	UCLA	W 48-42
2009	Gary Anderson	Utah State	Utah	L 17-35	*—attended graduate school there.				

➔ In 1995, **Rick Neuheisel's** first game as a head coach (CU) was at Wisconsin; while he didn't go there (he is also a UCLA grad), he was born in Madison. Dorrell's first win as a head coach was in his second game, a 6-3 win over Illinois, which happens to be CU athletic director **Rick George's** alma mater; the Bruins won that day with two field goals from Justin Medlock. **Bill McCartney's** first win came in his second game in 1982, a 12-0 triumph at Washington State, on the strength of four Tom Field field goals.

FIRST HALF SCORING: The 35 points CU scored in the first half against UCLA were the most since Oct. 1, 2016, when the Buffs built a 37-6 halftime lead over Oregon State in Boulder (in an eventual 47-6 win). The last 21-point second quarter before last Saturday came against New Hampshire in Boulder in 2018, and the last time the Buffs scored more points in any quarter was the fourth last year in the comeback overtime 34-31 win over Nebraska.

**WHERE THEY FELL BY GAME NUMBER ON THE SCHEDULE: GAME 2's**


A closer look at the probable top three "game 2's" in Colorado history:

#1— Sept. 26, 1970: Colorado 41, Penn State 13 in Boulder


This win led to CU's first-ever appearance on the cover of Sports Illustrated — linebacker **Phil Irwin's** helmet graced most of the page as the Buffaloes ended the Nittany Lions 31-game unbeaten streak (and a 23-game winning run). **Pat Murphy** (right) made an interception at the Penn State 40 on the first play of the game, and five plays later **John Tarver** scored from 1-yard out; **Dave Haney** added two field goals and CU led 13-0 just 12 minutes into the game and never looked back. **Cliff Branch's** 97-yard kickoff return for a touchdown to open the second half all but sealed things, giving CU a 27-7 lead at that point. It could have been worse, or closer, as each team had five turnovers. **Herb Orvis** had 15 tackles, including two quarterback sacks, and Irwin had 12 tackles to lead a stout CU defense, which limited Penn State's prolific running duo of Lydell Mitchell and Franco Harris to just 128 yards on 36 carries. The Buffaloes outgained the Nittany Lions, 406-290 in dealing Penn State its third worst loss over the previous 15 seasons.

**#2— Sept. 26, 1961: Colorado 20, Kansas 19 in Boulder**

Turned out to be a key win in CU's run to its first Big 8 title ... KU took a 19-0 lead with 13:18 left in the game, and the 42,700 in attendance were about to leave Folsom Field. But a good kickoff return by Loren Schweninger to the CU 42 set up a 58-yard touchdown pass from **Gale Weidner** to **Ken Blair**, and it was 19-7 with 13:04 to go. The defense stuffed KU on the next series, and got the offense the ball back at the CU 37. Four plays later, it was Weidner to Blair for 48 yards and a score, and all of a sudden it was 19-14 with 10:03 left. The Jayhawks earned one first down on their next possession but were again stopped, with the CU taking over at its 37. Weidner directed a more deliberate eight-play drive, capped by his throwing a 17-yard TD pass to **Jerry Hillebrand** with 2:56 remaining. CU missed the two-point conversion (in just its third year in the rule book, by the way), but after making one first down, KU was stifled on a 4th-&-10 from its 40 and the Buffaloes would go on to win with the largest comeback in their history at the time. Weidner threw for 209 yards and tied the school record with three TD passes to rally Colorado, which outgained KU in the final 13 minutes by a 182-34 margin. (Weidner was the first to have three touchdown tosses in a single quarter at the time as well). **SAD NOTE**—Weidner (pictured at right) passed away on October 31 in Denver at the age of 79.

**#3— Sept. 14, 1985: Colorado 21, Oregon 17 in Boulder**

CU was coming off a 1-10 season, and **Bill McCartney** shocked the college football world by announcing in the spring that the Buffs would be converting to the wishbone on offense. Colorado looked good in the opener, defeating Colorado State, 23-10, rushing for 358 yards, and had Oregon visiting Boulder for the second game in the new offensive look. But the question many were asking was, "Was week one a fluke? Not at the onset, as the Buffaloes marched 80 and 72 yards on their first two possessions to take a 14-0 first quarter leads, with fullback **Anthony Weatherspoon** scoring first from 10 yards out and quarterback **Mark Hatcher** taking it in from the 3-yard line (Weatherspoon was a monster, gaining 70 yards on 13 carries in the period). The Ducks stormed back to take a 17-14 lead after three quarters, but a 22-yard TD run by Hatcher gave CU a 21-17 lead with 12:34 left in the game. Oregon drove to the CU 24 on its next possession, but that's where it ended with a **David Tate** interception. CU went three-and-out and the Ducks had one last chance. Oregon ate up the final 5:23 on the clock, and on the 12th play of the drive, a 4th-&-goal from the CU 3, UO quarterback Chris Miller dropped to pass, only to be sacked by **Mickey Pruitt** for a 14-yard loss (pictured at right). Game over and CU's first 2-0 start since 1978. Hatcher rushed for 114 yards and 'Spoon for 101 as CU rolled up 342 on the ground.

**COACHES VS. FORMER TEAMS IN 2020**

Karl Dorrell is in his second tenure as a collegiate head coach, and he's one of a handful in 2020 who will be coaching a game against his former team where he also was the head man (he was the head coach at UCLA from 2003-07). A closer look at who's coaching/coached against their former employer:

Date	Coach	School	Former	Result	Date	Coach	School	Former	Result
Oct. 3	Les Miles	Kansas	Oklahoma State	L 7-47	Nov. 14	Nick Saban	Alabama	at LSU	?
Oct. 3	Will Muschamp	South Carolina	at Florida	L 24-38	Nov. 20	Chip Kelly	UCLA	at Oregon	?
Nov. 7	Karl Dorrell	Colorado	UCLA	W 48-42	Dec. 5	Ed Orgeron	LSU	Mississippi	?

APOLLO 13 ANNIVERSARY

Earlier this year, the 50th anniversary of **Apollo 13** that was deemed "a successful failure" was celebrated; a reminder that a Colorado Buffalo is one the three men who has traveled the furthest away from Earth in the history of man (due to where the Moon was located during their mission). **Jack Swigert** (pictured in the middle), a '53 CU graduate, lettered from 1950-52 at guard (his teammates included Tom Brookshier and Carroll Hardy). He was the command module pilot for the ill-fated mission, as the ship made it back to Earth after orbiting the moon despite an oxygen tank explosion in April 1970. Swigert's fellow astronauts were **Jim Lovell** (l.) and **Fred Haise** (r.); he was played by actor Kevin Bacon in the 1995 movie *Apollo 13* depicting the journey; with Hollywood often taking liberties, it was Swigert who said the famous line, "Houston, we've had a problem," not Tom Hanks delivering it as Lovell. The three men flew **248,655** miles away from Earth, the furthest distance ever recorded by humans, putting their round trip mileage at 497,310 miles. (Swigert, who died in 1982 just after being elected to Congress from Colorado, wasn't even supposed to be on that mission; he replaced Ken Mattingly 48 hours prior when Mattingly was exposed to the measles and was removed from the flight.)

**SERIES HISTORY—CU vs. STANFORD**

Stanford leads the series by a 6-5 margin, as has won two in a row in the series after the Cardinal had reeled off a five-game winning streak that dated back to 1991. Stanford owns a 3-2 edge with both as members of the Pac-12 Conference, which CU joined in 2011. The series dates back 116 years, to a Friday after Thanksgiving game in Denver in 1904, when the Cardinal left the state with a 33-0 whitewash of the Buffaloes. Otherwise, four of the next five games in the series were all decided by a touchdown or less until the first three Pac-12 league meetings, in which Stanford outscored CU 138-17. Colorado won the first three games in Boulder, until Cardinal came to town in 2012 and won 48-0, ending a CU streak of 150 straight game it had scored in at home (and remains the only opponent shutout at Folsom Field in the last 34 years). Stanford captured the first three games in Palo Alto (including the first two played there in the early 1990s, the last two games in the series before the schools became conference mates). This is only the fifth series game where neither team is ranked.

➔ CU's **Karl Dorrell** is 4-1 against Stanford (all while at UCLA); Stanford's **David Shaw** is 3-2 against Colorado. This is the first time they will coach directly against each other, though they were on opposite sidelines as NFL assistants for five games when Dorrell was with the Broncos and Shaw with the Raiders and Ravens (the Broncos went 3-2); also in 2007, when Dorrell was head coach at UCLA and Shaw an assistant with the Cardinal (UCLA won).

SERIES DID YOU KNOW? In 1977, the Buffs opened as the No. 12 team in the nation in the *Associated Press* poll, coming off winning the 1976 Big 8 Championship and defeated the Cardinal in a thriller in Boulder, 27-21. **TB James Mayberry** starred on offense (152 yards, 2 TD) and **LB Brian Cabral** on defense (25 tackles, 13 solo). Cabral also had an interception (in the end zone with CU leading, 20-14 midway through the fourth quarter) and two passes broken up in being named the Big 8 Conference's player of the week.

SERIES SIGNATURE ANNIVERSARY GAME—30th. Stanford was the opponent for CU's first-ever Thursday night game in Boulder (Sept. 6, 1990), and the Buffaloes battled back from a 14-0 and 17-14 deficits to win 21-17. **Eric Bieniemy** scored on fourth-and-goal from the 1-yard line with 12 seconds remaining in the game to give CU the win after Stanford had retaken the lead with just over four minutes to play. It was CU's first of what would be 11 wins in its national championship season. As a freshman in 1987, Bieniemy rushed 14 times for 119 yards and a touchdown in CU's 31-17 win; it was his first of 22 career games where he would rush for 100 or more yards, still the school record. While some say it was controversial but replays showed Bieniemy scored, the football Gods helped Stanford in the '93 game (a 41-37 Cardinal win), when Stanford was awarded a touchdown on a Steve Stenstrom to Tony Cline 7-yard pass that Cline held on to for barely half a second before Dwayne Davis knocked the ball out of his grasp—no way a touchdown today with instant replay; however, had it been ruled incomplete, Stanford still had fourth down to run a play, trying to rally from a 37-27 deficit with four minutes left.

COLORADO-STANFORD AT-A-GLANCE / SERIES TRENDS

Stanford leads the series with Colorado by a 6-5 count (CU leads 4-2 in Boulder, trails 3-1 in Palo Alto and 1-0 in Denver): A game-by-game look:

Date	Site	Result	Attend.	Rank CU SU	CU FD	Rushing att yds td	Passing a-c-i yds td	Tot Off no yds	SU FD	Rushing att yds td	Passing a-c-i yds td	Tot Off no yds	TV
Nov. 25, 1904	Denver	L 0-33	—	—	—	Stats N/A							
Sept. 10, 1977	Boulder	W 27-21	50,482	12	—	23 62 262 2	25-16-1 231 1	87 493	18	44 170 1	35-20-2 258 2	79 428	
Sept. 19, 1987	Boulder	W 31-17	45,073	—	—	27 80 413 4	9- 3-1 60 0	89 473	15	21 72 0	33-17-2 207 2	54 279	KCNC (I)
Sept. 6, 1990	Boulder (N)	W 21-17	50,669	6	—	18 55 253 3	18- 9-1 179 0	73 432	10	34 75 2	29-18-1 155 0	63 230	ESPN
Sept. 28, 1991	Palo Alto	L 21-28	57,394	17	—	14 41 153 1	20- 9-0 117 1	61 270	24	52 247 4	28-17-1 238 0	80 485	ABC (r)
Sept. 18, 1993	Palo Alto (N)	L 37-41	52,100	7	20	26 55 274 5	30-13-1 277 0	85 551	19	25 61 1	45-32-2 410 5	70 471	ESPN
Oct. 8, 2011	Palo Alto	L 7-48	50,360	—	7	11 27 60 0	30-16-1 204 1	57 264	28	35 161 3	35-27-1 392 3	70 553	Versus
Nov. 3, 2012	Boulder	L 0-48	44,138	—	15	6 21 -21 0	23-12-1 97 0	44 76	25	39 206 3	35-25-0 230 2	74 436	FX
Nov. 7, 2015	Boulder	L 10-42	40,142	—	9	15 30 83 1	23-12-2 148 0	53 231	25	48 275 3	27-18-1 197 3	75 472	PAC12
Oct. 22, 2016	Palo Alto	W 10- 5	44,535	—	23	49 224 0	25-12-0 135 1	74 359	15	33 93 0	29-16-3 170 0	62 263	PAC12
Nov. 9, 2019	Boulder	W 16-13	49,224	—	—	24 41 172 1	30-20-1 186 0	71 358	15	25 127 0	29-18-1 245 1	54 372	PAC12

CU INDIVIDUAL HIGHS

Most Yards Rushing: 152, James Mayberry, Sept. 10, 1977

Most Yards Passing: 277, Kordell Stewart, Sept. 18, 1993

Most Receptions: 8, twice (C. Johnson, 1993; L. Shenault, 2019)

Most Yards Receiving: 172, Charles Johnson, Sept. 18, 1993

CU-STANFORD BY THE NUMBERS

Here's a look at some numbers-related trivia in the Colorado-Stanford series:

- 0 The number of times legendary Denver Bronco **QB John Elway** played Colorado in his Stanford career (1979-82);
- 4 The number of times Stanford has been held to under 100 rushing yards in the series;
- 4-13 Colorado's record against Stanford in women's basketball, nine games featuring legendary Hall of Fame coaches **Ceal Barry** (CU) and **Tara Vanderveer** (Stanford);
- 6 The highest national ranking of either team (Colorado in 1990) when the two met on the gridiron;
- 7-9 Colorado's record against Stanford in men's basketball (including a sweep in '15-16); the two were in the '42 NCAA Final Four in Kansas City;
- 7 The highest national ranking for Stanford in the series (2011) when the two met on the gridiron;
- 7 The number of times at least one team has been ranked in the nine games in the series (Colorado 4, Stanford 3 – both were ranked in '93);
- 7 The number of college tournaments Stanford golfer **Tiger Woods** played in which Colorado also fielded a team (1993-96);
- 32 The combined margin of victory of CU's four wins in the series (6, 14, 4, 5 & 3);
- 44 The combined number of points in the last two games in the series (CU 26, Stanford 18; both Colorado wins);
- 152 The number of rushing yards by **James Mayberry** in the 1977 game, the most by a Buffalo in the series;
- 165 The combined margin of victory of Stanford's six wins in the series (33, 7, 4, 41, 48, 32);
- 172 The number of receiving yards by **Charles E. Johnson** in the 1993 game, the most by a Buffalo in the series (on eight receptions);
- 277 The number of passing yards by **Kordell Stewart** in the 1993 game, the most by a Buffalo in the series;
- 413 The number of rushing yards by Colorado in the 1987 game, at the height of CU's wishbone soon to turn I-bone offense;
- 929 The number of miles between Boulder, Colorado, and Palo Alto, Calif.;
- 5,322 The difference in elevation (feet) between Boulder (**5,345**) and Palo Alto (**23**).



TALE OF THE TAPE / COLORADO & STANFORD

Here's a comparative look between **Colorado** and **Stanford** in both general areas as well as several statistical categories through games of Nov. 7 (national rankings where applicable in parenthesis):

Category	Colorado	Stanford	Category	Colorado	Stanford
2020 Overall Record	1-0	0-1	Third Down Conversion Offense	47.4 (28)	30.8 (111)
Last 50 Games	25-25	29-21	Third Down Conversion Defense	58.3 (120)	81.8 (123)
Streak	Won 1	Lost 5	Fourth Down Conversion Offense	0.0 (115)	100.0 (1)
vs. AP Ranked Teams (at time of game)	0-0	0-1	Fourth Down Conversion Defense	0.0 (1)	0.0 (1)
<u>Alumni On NFL Rosters (as of Nov. 7)</u>	<u>19</u>	<u>25</u>	Three & Outs on Defense	3 (---)	1 (---)
First Downs	26 (106)	16 (119)	Tackles For Loss	5.0 (93)	4.0 (111)
Rushing Offense	264.0 (8)	197.0 (32)	Tackles For Loss Allowed	8.0 (104)	3.0 (2)
Average Per Rush	4.7 (48)	6.4 (6)	Quarterback Sacks By	1.0 (105)	0.0 (123)
Passing Offense	261.0 (38)	216.0 (84)	Quarterback Sacks Allowed	1.0 (14)	0.0 (1)
Completion Percentage	66.7 (23)	61.5 (59)	Net Punting	40.6 (35)	37.0 (79)
Average Per Attempt	7.9 (47)	8.3 (35)	Punt Returns	6.0 (63)	0.0 (106)
Passing Efficiency	143.1 (46)	131.3 (73)	Punt Return Yardage Defense	1.0 (6)	0.0 (4)
Total Offense	525.0 (9)	413.0 (54)	Kickoff Returns	17.0 (96)	24.5 (19)
Average Per Play	5.7 (60)	7.3 (10)	Kickoff Return Yardage Defense	9.0 (5)	17.5 (32)
Scoring Offense	48.0 (3)	14.0 (118)	Penalties Per Game	9.0 (121)	8.0 (120)
First Downs Allowed	23 (11)	29 (20)	Penalty Yards Per Game	90.0 (121)	100.0 (123)
Rushing Defense	175.0 (71)	269.0 (121)	Turnovers Gained	4 (82)	2 (99)
Average Per Rush	7.0 (120)	6.7 (118)	Turnovers Lost	0 (1)	0 (1)
Passing Defense	303.0 (112)	227.0 (51)	Turnover Margin	+4.0 (1)	+2.00 (4)
Completion Percentage	50.0 (6)	65.4 (96)	Interceptions	1 (89)	5 (121)
Average Per Attempt	7.6 (70)	8.7 (101)	Red Zone Scoring Percentage (Offense)	100.0 (1)	50.0 (120)
Pass Efficiency Defense	141.6 (73)	143.7 (77)	Red Zone Scoring Percentage (Defense)	100.0 (107)	71.4 (19)
Total Defense	478.0 (108)	496.0 (115)	<u>Time of Possession</u>	<u>39:31 (2)</u>	<u>32:36 (28)</u>
Average Per Play	7.3 (120)	7.5 (121)	Strength of Record (ESPN Power Index)	70	36
Scoring Defense	42.0 (117)	35.0 (85)	Schedule Strength (USA Today/Sagarin)	85	2

STANFORD SNAPSHOT

Stanford opened its 126th season of intercollegiate football last week on the road against No. 12 Oregon, falling to the Ducks, 35-14. The Cardinal were minus three players due to COVID-19 test results and contact tracing protocols, including starting QB Davis Mills, WR Connor Wedington and DE Trey LaBounty. Stanford gave Oregon all it could handle at the onset, scoring first with 3:25 left in the first quarter to take a 7-0 lead; the Ducks tied it late in the period and took the lead for good by halftime at 14-7. Two third period scores put some distance between the two, and Stanford did cut the margin to 28-14 with 7:39 left in the game. Oregon added the final score four minutes later. The Ducks outgained the Cardinal, 496-413, including edges on the ground (269-197) and in the air (227-216). Stanford did not turn the ball over (Oregon did twice), but the Ducks owned third down, converting 9-of-11 times. **Austin Jones** carried 20 times for 100 yards (2 TDs), while the Cardinal used two players at quarterback, **Jack West** (13-of-19, 154 yards) and **Tanner McKee** (3-of-7, 62); **Simi Fehoko** caught three passes for 88 yards.

➔ Stanford coach **David Shaw** is in his 10th year as the head coach in Palo Alto and owns an **86-34** overall record, with a **58-22** mark in Pac-12 Conference games. Until last year's 4-8 record, he had led the Cardinal to eight straight bowl appearances (5-3 record); Stanford won the 2012, 2013 and 2015 conference titles under his direction. Prior to being promoted to head coach, he served as the offensive coordinator for four seasons from 2007-10, also mentoring the wide receivers the first three years before switching to running backs in 2010. He spent the 2006 season at the University of San Diego as the passing game coordinator and wide receivers coach after nine seasons in the NFL with the Philadelphia Eagles (1997), Oakland Raiders (1998-2001) and Baltimore Ravens (2002-05). He was a quality control coach for the Eagles and Raiders until his final season in Oakland when he mentored the quarterbacks. With the Ravens, he coached both quarterbacks and receivers for three seasons before just mentoring the receivers in 2005. He got his coaching start at Western Washington, where he coached the outside linebackers in 1995 and tight ends in 1996. He was a wide receiver for Stanford from 1991-94.

STANFORD SPORTS INFORMATION CONTACT / FOOTBALL: Scott Swegan, Director/Communications, 419-575-9148 (cell); swegans@stanford.edu.

THE LAST 50

Here's a look at the overall records of the Pac-12 schools dating back their last 50 games (either into the 2016 or 2015 seasons):

	W	L	Pct.		W	L	Pct.		W	L	Pct.
Washington	37	13	.740	Oregon	31	19	.620	California	25	25	.500
Southern California	34	16	.680	Stanford	29	21	.580	Arizona	20	30	.400
Utah	34	16	.680	Colorado	25	25	.500	UCLA	17	33	.340
Washington State	34	16	.680	Arizona State	25	25	.500	Oregon State	12	38	.240

Season Opener Attendance: Folsom Field was well shy of its 50,183 capacity, as Boulder County Health officials gave CU permission to seat a maximum of 675 people in the stands, with proper physical distancing. A total of 619 family members signed up for the game (479 CU, 140 UCLA), with 554 claiming the tickets, which were designated for family members of players and coaches. It was no doubt the smallest crowd ever to witness a regular season game at Folsom Field, which debuted on Oct. 11, 1924 with an original capacity of 26,000 (Gamble Field that predated it sat 9,000).



COLORADO 16, STANFORD 13

(NOVEMBER 9, 2019)

FOLSOM FIELD, BOULDER

BOULDER — Colorado's Evan Price kicked a 37-yard field goal on the last play of the game to give the Buffaloes a 16-13 win over Stanford at Folsom Field.

CU ended a five-game losing streak with the win in front of 49,224 and improved to 4-6 overall, 2-5 in Pac-12 play. The Cardinal dropped to 4-5, 3-4.

Colorado used the final six minutes of the game to drive into position for the game winner, going 61 yards in 12 plays. Price, subbing for an injured James Stefanou, calmly booted the kick through to break a 13-13 tie and give CU the win.

It was CU's first game-winning field goal on the final play of the game since Kevin Eberhart's kick beat No. 3 Oklahoma, 27-24, on the last play in 2007, and was just the third-ever in school history.

Colorado's defense was outstanding. CU not only held an opponent under 30 points for the first time this season, the Buffaloes also held Stanford to 372 total yards, a season low for an opponent. The Buffs also allowed Stanford to convert just three of 10 third-down tries.

Alex Fontenot rushed for 95 yards on 18 carries and Steven Montez added 40 yards rushing on 11 carries, including a 13-yard touchdown. Montez also completed 20 of 30 attempts for 186 yards with one interception, and Laviska Shenault had eight catches for 91 yards and a huge 5-yard run on 4th-and-1 on the game-winning drive.

Colorado scored its only touchdown of the day on the opening possession, marching 75 yards for a touchdown in nine plays. Fontenot ran four times for 34 yards and Montez ran twice for 22 yards, including the 13-yard touchdown run.

The Cardinal, meanwhile, managed a pair of field goals. Stanford drove to the CU 21 on its first possession before the Buffs came up with a big third-down stop to force

the Cardinal to settle for a 40-yard field goal to close CU's lead to 7-3.

Stanford then closed to within 7-6 midway through the second quarter after driving to the Colorado 17. The Buffs came up with another third-down stop, forcing an incomplection, and the Cardinal collected a 36-yard field goal.

CU added to its tally late in the second half after an interception from safety Derrion Rakestraw, his third of the season. CU drove from its own 20 to the Stanford 17, converting two third downs in the process, including a third-and-16 when Montez connected with Shenault for a 16-yard gain. A 34-yard Price field goal with 32 seconds left in the half gave CU a 10-6 lead.

The Buffs dodged a bullet early in the second half when Stanford missed a 32-yard field goal try on the Cardinal's first possession. But Stanford finally took its first lead of the game early in the fourth quarter. K.J. Costello connected with Simi Fehoko on a 79-yard touchdown pass and the Cardinal took a 13-10 lead with 14:05 left.

Colorado responded with a 69-yard drive that yielded a game-tying 23-yard field goal from Price. Fontenot ran for 37 yards on the march.

CU then forced a Stanford three-and-out and took over on its own 20-yard line after a Cardinal punt with 6:00 on the clock.

The Buffs methodically drove into Stanford territory, converting two third-down plays and a fourth down that saw Shenault run for 5 yards on fourth-and-1. Montez then threw a 12-yard completion to K.D. Nixon to the Stanford 17. Montez then took a snap and circled around and took a knee squarely between the hash marks. CU called timeout with two seconds remaining and possession at the Stanford 19, setting up Price's game-winning kick.

Stanford.....	3	3	0	7	—	13
COLORADO.....	7	3	0	6	—	16

SCORING	Score	Time	Qtr
COLORADO — Montez 13 run (E. Price kick)	7- 0	11:14	1Q
Stanford — Sanborn 40 FG	7- 3	5:58	1Q
Stanford — Sanborn 36 FG	7- 6	9:09	2Q
COLORADO — E. Price 34 FG	10- 6	0:32	2Q
Stanford — Fehoko 79 pass from Costello (Sanborn kick)	10-13	14:05	4Q
COLORADO — E. Price 23 FG	13-13	7:34	4Q
COLORADO — E. Price 37 FG	16-13	0:00	4Q

Attendance: 49,224 Time: 2:59

Weather (77°): sunny skies, 12% humidity, 3 mph winds from the southwest

TEAM STATISTICS	COLORADO	STANFORD
First Downs.....	24	15
Third Down Efficiency (Fourth).....	6-14 (2-2)	3-10 (0-0)
Rushes—Net Yards.....	41-172	25-127
Passing Yards.....	186	245
Passes (Att-Comp-Int).....	30-20-1	29-18-1
Total Offense.....	358	372
Return Yards.....	1	11
Punts: No-Average.....	4-50.0	3-43.3
Fumbles: No-Lost.....	0-0	0-0
Penalties/Yards.....	5/45	8/80
Quarterback Sacks—Yards.....	2-9	1-9
Time of Possession.....	32:07	27:3
Drives/Average Field Position.....	9/C22	9/S22
Red Zone: Scores-Attempts (Points).....	4-4 (16)	1-2 (3)

INDIVIDUAL STATISTICS

Rushing—Colorado: Fontenot 18-95, Montez 8-40, Mangham 11-18, Nixon 2-14, Shenault 1-5, Brown 1-0. **Stanford:** Scarlett 13-63, Jones 5-30, Peat 4-29, Costello 3-5.

Passing—Colorado: Montez 30-20-1, 245, 0 td. **Stanford:** Costello 29-18-1, 245, 1 td.

Receiving—Colorado: Shenault 8-91, Brown 3-32, Nixon 3-32, Stanley 2-12, Bell 1-8, Russell 1-7, Jackson 1-4, Mangham 1-0. **Stanford:** Parkinson 5-54, Wilson 3-34, Wedington 3-16, Fehoko 2-96, St. Brown 2-30, Fisk 1-6, Symonds 1-5, Jones 1-4.

Punting—Colorado: Kinney 4-50.0 (59 long, 1 In20). **Stanford:** Sanborn 3-43.3 (46 long, 1 In20).

Punt Returns—Colorado: none. **Stanford:** none. **Kickoff Returns—Colorado:** none. **Stanford:** none.

Tackle Leaders—Colorado: Taylor 6,2—8; Landman 5,3—8; Wells 4,2—6; Onu 5,0—5; Rakestraw 3,2—5; Lang 3,0—3; Trujillo 3,0—3; Jones 2,1—3; Sami 2,0—2; Johnson 1,1—2; Luckett 1,0—1; Williams 1,0—1; Perry 0,1—1. **Stanford:** Pryts 6,1—7; Toohill 6,0—6; Adebo 5,0—5; Booker 5,0—5; Beecher 4,1—5; Kelly 4,0—4; Head 2,2—4.

Quarterback Sacks—Colorado: Lang 1-6, Johnson 1-3. **Stanford:** Toohill 1-9.

Interceptions—Colorado: Rakestraw 1-1. **Stanford:** Parson 1-11. **Passes Broken Up—Colorado:** Landman, Luckett, Taylor, Trujillo. **Stanford:** Adebo.

GAME NOTES

This was Mel Tucker's 300th game as a full-time coach (140 FBS/160 NFL) ... The win snapped a five-game losing streak for the Buffs ... Another quick first quarter, taking 33 minutes of real time to play ... Game took 2:59 overall, CU's first-sub three-hour game since 2017 (2:57 vs. Washington in Boulder; just the 31st in the last 355 games dating back to 1990) ... Stanford's 54 plays were the fewest by an opponent since Arizona had 52 in 2012 ... The Buffs streak of allowing 30-plus points in 14 straight games came to an end ... This was the fewest points CU scoring in winning a game since 2016, when it defeated Stanford in Palo Alto, 10-5 ... The scoreless third quarter was just the second scoreless quarter CU has been involved in this year; the third against Air Force also featured goose eggs ... Stanford now leads the series 6-5 (3-3 in Boulder); the Cardinal lead 3-2 since the Buffs joined the Pac-12 ... CU wore all black today, and is now 24-29-1 in the look (have won three of last four) ... For just the fifth game in program history (and eighth time overall), the Buffaloes started a pair of true freshmen at cornerback; in 2012, **Kenneth Crawley** and **Yuri Wright** started against Sacramento State, Fresno State, Washington State and Arizona ... Ralphie V did not lead the team out for the second straight game today (and it was announced three days later that she retired: "The decision for her to run each game is made with the utmost of caution, with Ralphie's well-being always being our number one priority, along with the safety of her handlers," said **John Graves**, program manager. "Based on her temperament at her Friday practice last night, we just were not comfortable with Ralphie running today." ... CU had its sixth game this season without a fumble ... Stanford's 60 yards in the first quarter was an opponent low for the year (and the fourth lowest for any quarter), with its 151 yards the first time an opponent gained under 215 yards in the first half (and second-lowest for either half: Air Force 124 in the second); its 372 total yards was also an opponent low.



IN COLORADO BUFFALO HISTORY: NOVEMBER 14

Colorado is 6-9 all-time on **November 14** as the Buffaloes almost always play on the road the second Saturday in November; CU is 2-0 at home, 0-1 at a neutral site and 4-7 on the road on the date. Here's a look at a few games on the 318th day of the year (319th in leap years):

1914—The always interesting recap early last century account from the CU yearbook (Coloradoan) of a 6-2 loss to Colorado Mines in Denver: *"Colorado met defeat at the hands of the Mines. Unable to pull off successful forward passes after that exponent of the art, Tank Walter, was injured, the Varsity failed to make a touchdown. By use of the Minnesota shift which had proven ineffective against Colorado in years past, Burris succeeded in placing the pigskin over the line for a touchdown."* It went on to say that in the second quarter, CU was *"able to cope with the bobby shift of the Orediggers."*

1925—Again, from the yearbook: *"Sallying forth into conflict without a leader, Colorado's fighting gridsters were for to bow to the Farmer boys from Fort Collins before nine thousand bowling fans by a score of 12 to 0."* Translation: Colorado A&M 12, CU 0.

1936—Utah State toppled CU, 14-13, in Logan to secure its first league title in 15 years. The teams traded touchdowns on their opening drives, CU missing the PAT. USU went up 14-6 in the second quarter, but CU pulled back to within one in the third quarter. Byron White missed a 25-yard field goal in the fourth quarter that could have won it.

1953—Frank Bernardi's 4-yard TD pass to Gary Knafelc on fourth down late in the third quarter was the first key fourth down play in the game, giving CU a 14-10 lead. The second came with 1:05 left in the game, when on fourth-and-goal from the CU5, Ray Novak picked up four yards and two feet, stopped cold just a foot from the end zone by Dick Knowlton and Dave Hill, the end result spoiling Nebraska's Homecoming. Emerson Wilson scored CU's first touchdown, which Nebraska matched in the second quarter to forge a 7-all tie at halftime.

1959—Nebraska jumped to a 14-6 lead and still led by 14-12 late in the game, when the Buffs went for it on fourth down from the Husker 26; Gale Weidner's pass fell incomplete, allowing NU to escape with the win. The Buffs had dominated the game, but couldn't capitalize on several scoring opportunities.

1964—CU took an early 7-0 lead in Lawrence, but the Jayhawks used a muffed punt play in the third quarter to defeat the Buffs, 10-7. Sam Harris was set to punt on 4th-and-2 from the CU 28, but his blocker was too close to him and he couldn't get the punt off, instead trying to pick up the first down. He was tackled, and Kansas' Gary Duff broke a 7-7 tie with a 21-yard field goal. CU dominated the game, limiting KU to 202 yards of total offense, but each team committed four turnovers at costly times to keep the scoring low.

1970—Ah, Stillwater in November. Snow and rain mix, winds up to 40 miles per hour. But it didn't daunt the Buffaloes, who drove 80- and 90 yards on their first two possessions as Colorado romped over Oklahoma State, 30-6. CU used 33 plays combined on those drives, which ended on TD runs by John Tarver and Jon Keyworth. Only 18,000 braved the conditions to watch the affair, in which the Buffs capitalized on their strength by piling up 390 yards rushing (owning a 470-185 edge overall in total offense). Ward Walsh led the way with 87 yards, and six players had 40 or more yards on the ground for CU.

1981—Though compiling 476 yards on offense and holding CU to just 147, Kansas managed a controlled 27-0 win over the Buffs in Lawrence. A 62-yard touchdown pass from Frank Seurer to Wayne Capers added to a 10-0 Jayhawk halftime lead and put the game out of reach.

1992—James Hill rushed for two touchdowns, including the game-winning 8-yard run with 2:09 left in the game as No. 13 Colorado rallied to defeat No. 20 Kansas, 25-18 at Lawrence. CU dominated the first half, owning a 202-113 edge in yards in building a 17-7 lead, but KU reversed that in the third quarter, amassing 123 yards and scoring 11 points to take an 18-17 lead. After a poor CU punt and a late hit penalty, the Buffs took over at the Jayhawk 42. Hill rushed for 24 yards on the winning drive, while Kordell Stewart and Charles Johnson hooked up for 24 yards to convert a key third down. Hill had 69 yards in the game, with Leonard Renfro (15 tackles, 12 solo with a sack and an interception) along with Greg Biekert (12 stops) led the Buffs' defensive effort.

1998—Marlon Barnes rushed for a career-high 237 yards and two touchdowns as CU enjoyed its best offensive day of the season with a 37-8 win over Iowa State in Boulder. The Buffs had season highs in both rushing (267) and total yards (463), while the defense intercepting three passes and holding the Cyclones to just 182 overall. Ahead 9-0 after the first quarter, two long scoring plays before halftime put the Buffs in total control, a 61 yard pass from Mike Moschetti to Javon Green and a 76-yard punt return by Ben Kelly (the latter helping CU to a 129-16 edge in return yards).

2009—CU holds Iowa State to 310 total yards but succumb in Ames, 17-10; the Cyclones margin of victory was due to a touchdown after a CU fumble on a drive that covered just 33 yards in the third quarter.



Knowlton

NOVEMBER 14 COLORADO MVP: G Dick Knowlton. He had an estimated 12 tackles, including a fourth down stop of Nebraska fullback Ray Novak at the 12-inch line with 1:05 left in CU's 14-10 win in 1953.

THIS WEEK'S HISTORICAL STAT / 1990

Hagan Sets Touchdown Pass Record. Thirty years ago, or in 1990, Colorado rallied with four touchdowns, all scored on **TB Eric Bieniemy** short runs, in the fourth quarter to defeat Nebraska in Lincoln, 27-12. Oklahoma State visited Boulder the next Saturday (Nov. 10), and despite a 3-6 record, gave the Buffs trouble at the on-set: the Cowboys outgained CU in the first quarter, 126-60, and held the ball for 9:50 in possession time in managing a 7-7 tie. But the Buffs broke free, scoring the game's next 31 points on the strength of two **QB Darian Hagan** touchdown passes to **WR Mike Pritchard**. Hagan also had a TD pass to **TE Sean Brown** and Bieniemy added the other score. CU won the total offense battle in the end, 444-362 (384-236 after the first stanza), while Hagan threw for 237 yards and a school-record four touchdown passes on the day. Bieniemy ran for 148 yards while Pritchard hauled in six passes for 151 yards. CU had three interceptions on defense.



MUSIC IN HIS BLOOD: Assistant head coach **Darrin Chiaverini** has music in his blood, though not to the extent of his father, **Eddie "Day" Chiaverini**, who played the rhythm guitar for The Lively Ones, a rock and roll band in the early 1960s. One of their songs, *Surf Rider*, made the soundtrack of the 1994 blockbuster movie, *Pulp Fiction*, playing over the opening and closing credits. You can hear it here: <https://www.youtube.com/watch?v=CxfQYRjxvc>.

CRAZY 2020: With Pac-12 starting play last Saturday (Nov. 7) and with two games postponed due to COVID-19 related reasons, eight of the 12 teams are undefeated (four at 1-0, four at 0-0). That is one more that remain among other Power 5 conference members: Notre Dame is the last undefeated team in the ACC, and Alabama in the SEC; there are five left in the Big Ten (Northwestern and Purdue, who play Saturday; Indiana, Ohio State and Wisconsin). No team in the Big 12 is undefeated (nine of the 10 have two losses). In the Group of 5, BYU, Cincinnati, Coastal Carolina, Marshall, Nevada, San Jose State and five MAC schools still have a 0 in the loss column.



RALPHIE UPDATE The Pac-12 is not allowing spirits or mascots on the sideline this season (deemed non-essential personnel to limit the number of bodies on the field), so it became moot if CU's latest buffalo, Ralphie VI, would make her debut in 2020. But as it stands, a new buffalo is still undergoing training and there is no final selection for a Ralphie VI at this time. Thus, had this been a normal season, no successor to Ralphie V, who retired after 12 seasons in 2019, was ready to go.



BUFFALOES ON NATIONAL AWARD LISTS

(Watch Lists/Official Nominations)

Chuck Bednarik Award (top defensive player): **ILB Nate Landman** (one of 90 players on official watch list)
2019 William Campbell Trophy (the academic "Heisman"): **TE Matt Lynch** (one of 199 semifinalists)
Dick Butkus Award (top linebacker): **ILB Nate Landman** (one of 51 players on official watch list)
Earl Campbell Tyler Rose Award (outstanding offensive player with ties to state of Texas): **TB Alex Fontenot** (CU's official nomination)
Mayo Clinic Comeback Player of the Year: **TB Jarek Broussard, CB/S Chris Miller** (two of 53 players on official watch list)
Paul Hornung Award (most versatile player): **WR K.D. Nixon** (one of 50 players on official watch list)
Lott IMPACT Trophy (for Integrity, Maturity, Performance, Academics, Community and Tenacity): **ILB Nate Landman** (one of 42 players on official watch list)
Bronko Nagurski Trophy (top defensive player): **Nate Landman** (one of 98 players on official watch list)
Rimington Award (nation's top center): **C Colby Pursell** (one of 90 players on official watch list)
Doak Walker Award (nation's top running back): **TB Alex Fontenot** (one of 76 on official watch list)
Danny Wuerffel Award (community service): **C Colby Pursell** (one of 114 on official watch list)

PAC-12 PLAYER OF THE WEEK (six selected weekly)

TB JAREK BROUSSARD (Nov. 7, Offensive vs. UCLA: 31-187 3 TD rushing, 2-21 receiving; 221 all-purpose yards; 8 FDE)

EARL CAMPBELL ROSE TYLER ROSE AWARD

TB JAREK BROUSSARD (honorable mention: Nov. 7, vs. UCLA: 31-187 3 TD rushing, 2-21 receiving; 221 all-purpose yards)

COLLEGE FOOTBALL HALL OF FAME / 2021 CLASS BALLOT

TB ERIC BIENIEMY (played at Colorado from 1987-90; 3,940 career rushing yards—CU all-time leader—5.63 yards per carry, 41 TDs; third in '90 Heisman voting)
CB CHRIS HUDSON (played at Colorado from 1991-94; 15 career INT (second at CU); '94 Thorpe Award winner; three-time, first-team All-Big 8; at CB & S)
TB RASHAAN SALAAM (played at Colorado from 1992-94; 2,055 rushing yards, 24 TDs in '94: won Heisman Trophy, Doak Walker Award and Walter Camp POY Trophy)

CU STUDENT OF THE MONTH

TB CALEB FAURIA (November; Exploratory Studies major)

RETIRED NUMBERS BACK OUT OF CIRCULATION

Back in February, then-head coach Mel Tucker expressed a desire to put three of CU's four retired uniform numbers back into circulation to utilize in recruiting (**#24**, worn by Byron White '37; **#61**, by Joe Romig '61; and **#11**, by Bobby Anderson, '69; the fourth, **#19** by Rashaan Salaam '94, was retired in 2017 and at the time was scheduled to remain retired until at least 2036). Either the former players (Romig, Anderson) or their families agreed to the request; however, when **Karl Dorrell** replaced Tucker, he appreciated the school's tradition and once again they took them out of circulation (or "re-retired" them).

YOUTHFUL NUMBERS

The Buffaloes have a lot of youth, so much so that **69** of the **104** eligible players (**66.3** percent) on the roster are underclassmen. Here's where that stands nationally (a reminder service academies do not redshirt and have extraordinarily large freshmen classes and team sizes):

School	Total	Fr. (True/RS)	Soph.	Team Size	Pct.	School	Total	Fr. (True/RS)	Soph.	Team Size	Pct.
1. Oregon	81	47 (28/19)	34	110	73.6	18. SMU	94	66 (30/36)	28	146	64.4
2. Florida State	85	57 (39/18)	28	117	72.6	19. Wyoming	70	49 (25/24)	21	109	64.2
3. East Carolina	83	59 (38/21)	24	115	72.2	20. BYU	77	45 (28/17)	32	121	63.6
4. Stanford	73	44 (28/16)	29	102	71.6	21. Maryland	75	46 (36/10)	29	118	63.6
5. Iowa	88	61 (31/30)	27	123	71.5	22. Eastern Michigan	69	48 (27/21)	21	111	62.2
6. UCLA	85	62 (32/30)	23	119	71.4	23. Boise State	64	37 (24/13)	27	103	62.1
7. Syracuse	68	47 (29/18)	21	96	70.8	24. Navy	90	48 (48/ 0)	42	145	62.1
8. Nebraska	108	78 (39/39)	30	153	70.6	25. Florida	74	48 (27/21)	26	120	61.7
9. Arizona State	77	49 (31/18)	28	113	68.1	26. Arizona	69	39 (33/ 6)	30	112	61.6
10. Clemson	81	51 (29/22)	30	120	67.5	27. Ball State	66	44 (22/22)	22	108	61.1
11. Utah	80	60 (40/20)	20	120	66.7	28. Colorado State	64	40 (24/16)	24	105	61.0
12. Colorado	68	39 (24/15)	29	103	66.0	29. Fresno State	66	42 (22/20)	24	109	60.6
13. Kansas State	84	55 (35/20)	29	128	65.6	30. Southern California	69	38 (19/19)	31	114	60.5
14. TCU	80	50 (27/23)	30	122	65.6	31. Kansas	67	50 (37/13)	17	111	60.4
15. South Carolina	74	54 (38/16)	20	113	65.5	32. Virginia	69	42 (21/21)	27	115	60.0
16. Utah State	68	45 (25/20)	23	104	65.4	33. Memphis	67	41 (28/13)	26	112	59.8
17. Bowling Green	69	64 (43/31)	5	106	65.1						

And on the other end of the spectrum, the schools with the fewest players in their last year of eligibility (seniors and graduate transfers):

School	Sr.	Gr.Tr.	Total	School	Sr.	Gr.Tr.	Total	School	Sr.	Gr.Tr.	Total
Stanford	9	1	10	Syracuse	11	1	12	Oregon	13	2	15
UCLA	7	4	11	Florida State	9	4	13	Bowling Green	16	0	16
Colorado	9	2	11	Wyoming	11	2	13	Colorado State	14	2	16
Clemson	12	0	12	Eastern Michigan	14	0	14	East Carolina	12	4	16
Maryland	11	1	12	Oregon State	13	1	14				

STIFLE, EDITH! (I'm so 70s). Since losing in Lincoln on Nov. 12, 1988 against Nebraska by a 7-0 score, the Buffaloes have won **74** straight games when holding the opponent to 13 points or less. CU has won **28** in a row when the enemy has scored 14 or fewer (since a 14-13 setback at Georgia in 2006); and have won **23** straight when the opponent has been held to 17 or fewer points (dating to a 17-10 loss at Iowa State in 2009, Colorado's last loss at home when allowing 13 points or less was the 1987 season opener against Oregon, when the Ducks left Boulder with a 10-7 win).

**PAC-12 START(S) RETURNING**

When the final rosters were set in mid-October and with some players opting-out due to the coronavirus, league schools were surveyed on the number of previous starts made by players returning for the 2020 season (including those of transfers and graduate transfers, but not JUCO's). The results:

School	Offense	Defense	Total	School	Offense	Defense	Total	School	Offense	Defense	Total
Stanford	112	92	204	Utah	186	75	261	Arizona State	90	220	310
Washington	143	93	236	Arizona	122	146	268	Southern California	159	158	317
Colorado	107	130	237	Oregon	119	149	268	Did not respond: California, Oregon State			
Washington State	130	123	253	UCLA	131	157	288				

JOHNSON QUIETLY RISING ON CU'S ALL-TIME SACKS CHART

► **DL Mustafa Johnson** has quietly climbed CU's all-time sack chart. With **14** (one this year, four-and-a-half in 2019 despite missing the better part of four games), he is tied for 17th having cracked the top 20. Last year against Nebraska, he had Colorado's third three-sack game of the decade (**DT Leo Jackson** vs. Texas State in 2017, **OLB Josh Hartigan** against Kansas State in 2010). One of his goals to also set the single season TFL record (24 by Bill Brundige in 1969), though likely tough to accomplish in seven games—he did have two total versus UCLA.

CAREER CHART WATCH

Here's where several Buffaloes rank on some of CU's all-time through games of November 7 (*Note: Colorado does not count bowl stats into career totals to protect past history, thus career numbers for players past and present will differ from NCAA*):

- ⇒ **WR DANIEL ARIAS** is second in forced fair catches (**21**), is tied for third in first downfield credits (**10**) and is 20th in special team points (**51**).
- ⇒ **TB ALEX FONTENOT** is 60th in rushing yards (**917**).
- ⇒ **DE MUSTAFA JOHNSON** is tied for 17th in quarterback sacks (**14**) and is tied for 27th in tackles for loss (**25**).
- ⇒ **ILB NATE LANDMAN** is 21st in total tackles (**286**), is 15th in unassisted tackles (**189**), is tied for 27th in tackles for loss (**25**), is eighth in third down stops (**36**) and first in fourth down stops (**8**).
- ⇒ **TB JAREN MANGHAM** is 104th in rushing yards (**447**).
- ⇒ **WR K.D. NIXON** is 25th in receptions (**89**), is 24th in receiving yards (**1,128**), is 12th in kickoff returns (**33**) and is 15th in kickoff return yardage (**758**).
- ⇒ **PK JAMES STEFANO** (*medical retirement*) finished ninth in overall scoring and fourth in kick-scoring (**199** points) and fifth in field goals made (**34**).

AROUND THE NATION

Colorado has traditionally stocked its rosters primarily with players from three states: Colorado, California and Texas (**70.9** percent of the entire roster—active and inactive—as of November 9: **78** of **110** players, including six ineligible). The roll call of state producers for the Buffaloes: California **30**, Colorado **26**, Texas **22**, Florida **5**, Arizona **4**, Georgia **4**, Michigan **2**, Mississippi **2**, Washington **2**, Alabama **1**, Indiana **1**, Kansas **1**, Louisiana **1**, Massachusetts **1**, New Jersey **1**, North Carolina **1**, Ohio **1**, Oregon **1**, Virginia **1**. That's **19** states total along with **AUSTRALIA (1)**, **AUSTRIA (1)** and **GHANA (1)**, that has produced the make-up of this year's team.

➡ **AROUND THE WORLD:** Seven Buffaloes were born outside of the United States: **WR Daniel Arias** (Santa Domingo, D.R.), **P Paulson Fosu** (Ghana), **OLB Joshka Gustav** (Germany), **ILB Nate Landman** (Zimbabwe), **OL Valentin Senn** (Austria), **PK James Stefanou** (Australia) and **P Josh Watts** (Tasmania).

➡ **BY CLASS:** 2 graduate transfers; 9 seniors (3 fifth-year), 29 juniors, 30 sophomores, 41 freshmen (10 redshirt/6 2nd-year/25 true).

FATHER-SON SCORING

When **WR Dimitri Stanley** scored the first touchdown (and points) of his career with his 13-yard TD reception in the fourth quarter, he joined his father Walter ('81) as the fourth father-son duo to score points for the Buffs (the list; year is the last season on the Buffs):

Father: Larry Brunson, 1971 (3 TDs)	Son: Matt Brunson, 2001 (2 TDs)
Father: Marc Walters, 1986 (2 TDs)	Son: Ryan Walters, 2006 (1 TD)
Father: Dick Anderson, 1967 (2 PATs)	Son: Blake Anderson, 1994 (1 TD)
Father: Walter Stanley, 1981 (5 TDs)	Son: Dimitri Stanley, 2019 (2 TDs)

AND THE J'S (STILL) HAVE IT

Statistics show that more first names in the U.S. begin with the letter "J," followed by M, S, D and C. The Buffs take that to the extreme: on the 2020 Colorado roster, over 23 percent on the team has first names that begin with J: **24** players overall who go by **22** different J names (there were 23 last year). The list:

Jake (3)	Jamar	Jared	Jason	Jaylen	Joe	Josh	Justin
Jack	James	Jarek	Jayden	Jaylon	Jonathan	Joshka	
Jalen	Janaz	Jaren	Jayle	Jeremiah	John	Joshua	

WAITING ON 2020, BUT ACCORDING TO 2010 ...

There are no siblings on CU's team for just the second time since 2010 (none in 2017; there two pair last year, Davis and Evan Price and Laviska and La'Vontae Shenault). There are still players who share the same surname, however, nine different sets of last names in all, with nine of them ranking among the top 300 surnames in the United States according to the 2010 census (that ranking in parenthesis):

Jackson (18), **Johnson** (2), **Lewis** (26), **Lynch** (262), **Lytle** (>1,000), **Miller** (7), **Perry** (97), **Smith** (1) and **Williams** (3).



STATISTICALLY SPEAKING

Here's where the Buffs ranked statistically in select categories in the Pac-12 and the NCAA through games of November 7:

TEAM											
Pac12	NCAA	Category	Stat	Pac12	NCAA	Category	Stat	Pac12	NCAA	Category	Stat
2nd	8th	RUSHING OFFENSE	264.0	2nd	71st	RUSHING DEFENSE	175.0	2nd	63rd	PUNT RETURNS	6.0
4th	38th	PASSING OFFENSE	261.0	6th	112th	PASSING DEFENSE	303.0	5th	96th	KICKOFF RETURNS	17.0
2nd	9th	TOTAL OFFENSE	525.0	5th	108th	TOTAL DEFENSE	478.0	5th	35th	NET PUNTING	40.67
4th	28th	3rd DOWN EFFICIENCY	47.4	7th	120th	3rd DOWN EFF DEFENSE	58.3	1st	1st	TURNOVER MARGIN	+4.00
1st	3rd	SCORING OFFENSE	48.0	7th	117th	SCORING DEFENSE	42.0	1st	2nd	TIME OF POSSESSION	39:31

INDIVIDUAL (Top 25 in conference or top CU leader; players must meet NCAA minimum of 75% of team's games; *—if had enough attempts to qualify)											
Total Offense	Pac-12	NCAA	Yds/Gm	Dimitri Stanley	8th	44th	6.0	Interceptions	Pac-12	NCAA	Avg./Gm
Sam Noyer	4th	17th	321.0	Maurice Bell	10th	76th	5.0	Carson Wells	1st	1st	1.00
Jarek Broussard	8th	88th	187.0	Brady Russell	10th	76th	5.0	Fumble Recoveries	Pac-12	NCAA	Total
Rushing	Pac-12	NCAA	Yds/Gm	Receiving Yards (Avg.)	Pac-12	NCAA	Yds/Gm	Jamar Montgomery	1st	30th	1.00
Jarek Broussard	1st	2nd	187.0	Brady Russell	7th	56th	77.0	Alec Pell	1st	30th	1.00
Sam Noyer	13th	102nd	64.0	Dimitri Stanley	9th	89th	66.0	Derrion Rakestraw	1st	30th	1.00
Passing Yards	Pac-12	NCAA	Yards	Scoring	Pac-12	NCAA	Pts/Gm	Forced Fumbles	Pac-12	NCAA	Total
Sam Noyer	4th		257	Jarek Broussard	1st	2nd	18.0	Jamar Montgomery	1st	1st	1.00
Passing Efficiency	Pac-12	NCAA	Rating	Field Goal Pct.	Pac-12	NCAA	Pct.	Derrion Rakestraw	1st	1st	1.00
Sam Noyer	1st	37th	144.8	Evan Price	3rd	63rd	66.7	Passes Defended	Pac-12	NCAA	Avg./Gm
Completion Pct.	Pac-12	NCAA	Rating	Field Goals	Pac-12	NCAA	FG/Gm	Isaiah Lewis	1st	1st	3.0
Sam Noyer	5th	38th	64.5	Evan Price	1st	2nd	2.00	Carson Wells	2nd	5th	2.0
All-Purpose Yards	Pac-12	NCAA	Yds/Gm	Punt Returns	Pac-12	NCAA	Avg.	*Tackles	Pac-12	NCAA	Avg./Gm
Jarek Broussard	1st	5th	221.0	Dimitri Stanley	2nd		6.0	Nate Landman	5th	18th	9.0
Maurice Bell	16th	124th	95.0	Kickoff Returns	Pac-12	NCAA	Avg.	(*—CU uses coaches' video; numbers don't match)			
Punting	Pac-12	NCAA	Avg.	Maurice Bell	1st	14th	26.0				
Josh Watts	5th		41.0	Quarterback Sacks	Pac-12	NCAA	Avg./Gm				
Receptions	Pac-12	NCAA	No./Gm	Mustafa Johnson	3rd	19th	1.00				

FUMBLE OR FUMBLE ME NOT

Hanging on to the football is one thing that the Colorado Buffaloes have done most of last decade, and they took it up a notch in 2019. The Buffaloes did not fumble the ball in six games, and had just 11 fumbles, and "11" is actually a bit misleading: three were charged to the team on bad snaps and a fourth happened on a muffed try at scooping up a punt; the three that were lost were on special teams (two on kickoff returns and that muffed punt; the offense never lost a fumble. The Buffs set a record with four consecutive games without a fumble, which included a stretch of **446** touches (scrimmage plays, punts/placement kicks, returns, fair catches). For the year (**1,021** touches), that was one for every **92.8** touches. The ones most likely to fumble, the running backs, had just three in **367** (rushes, receptions, returns).

- ▶ Since the start of the 2013 season, Colorado has a total of **116** fumbles (losing **48**) — out of **8,093** touches (or 1 in for every **69.7** touches).
- ▶ CU's tailbacks have just **22** over the last seven-plus seasons in **2,482** carries (or just one in every **112.8** attempts).
- ▶ **2020** Numbers: **0** fumbles in **112** touches (92 scrimmage plays; 1 interception, 19 special teams—returns, punts and placements);
- ▶ CU had no fumbles in 2020 opener against UCLA (no fumbles in **33** of its last **87** games);
- ▶ CU had no fumbles in six games in 2019, tying the school record set in 2014 and 2017;
- ▶ CU has lost just **15** fumbles dating back to the 2016 season (out of **70** fumbles overall in that **51**-game span).
- ▶ CU lost just **3** fumbles in 2019, none on offense (two on kickoff returns, one on a muffed punt return); that tied for the third fewest in the NCAA.

ALMOST PERFECT IN CLOSE

Dating back to nine games into the 2016 season, Colorado has had **70** goal-to-go situations, scoring **68** times (or 97 percent of the time); **52** of the scores have been touchdowns to go with **16** field goals. The only non-scores came on a drive ending on downs in 2018 against Oregon State (in overtime) and an interception last year at Oregon. A look at perfect (or near) seasons in this regard since 1984 when the stat was first tracked:

Season	Number	Scores	TD (Pct.)	FG	Pct.	Season	Number	Scores	TD (Pct.)	FG	Pct.
1996	26	26	21 (80.7)	5	100.0	2014	21	20	17 (81.0)	4	95.2
2017	18	18	17 (94.4)	1	100.0	1989	34	32	31 (91.2)	1	94.1
2002	16	16	15 (93.8)	1	100.0	1993	16	15	14 (87.5)	1	93.8
1985	13	13	13 (100.0)	0	100.0	2019	16	15	8 (50.0)	7	93.8
1994	31	30	29 (93.5)	1	96.7	1986	14	13	13 (92.9)	0	92.9
2018	20	19	15 (75.0)	4	95.0	2008	14	13	13 (92.9)	0	92.9
1988	19	18	16 (84.2)	2	94.7						

CHEV'S "COACHED" A HATRICK ... PLUS

Darrin Chiaverini is entering his fifth year as CU's receivers coach; in **50** games, he's coached four players who have passed him on CU's all-time receiving yards list. **WR Shay Fields** passed him as a junior in 2016, while seniors **WR Devin Ross** and **WR Bryce Bobo** did so in 2017. And a fourth, **WR Laviska Shenault** zoomed by him in the first game of 2019. **WR K.D. Nixon** now looms as the next one to likely to pass him by, and TB Tony Brown came close:

Rk	Player (Seasons)	No.	Yards	Avg.	TD	Rk	Player (Seasons)	No.	Yards	Avg.	TD
2	Shay Fields (2014-17)	190	2,552	13.4	21	20	Darrin Chiaverini (1995-98)	97	1,199	12.4	6
11	Laviska Shenault (2017-19)	149	1,943	13.0	10						
12	Bryce Bobo (2014-17)	150	1,638	10.9	10	24	K.D. Nixon (2017-20)	89	1,128	12.7	7
13	Devin Ross (2013-17)	140	1,626	11.7	9	32	Tony Brown (2018-19)	88	1,040	11.8	6

**COLORADO IN THE POLLS – 2020 WEEK-BY-WEEK**

A look at where Colorado has placed weekly in each of the three major polls in 2020 (the College Football Playoff committee first weekly rankings will be on Tuesday, Nov. 24; RV—denotes received votes; number is place outside top 25):

Poll	PS	9/06	9/13	9/20	9/27	10/04	10/11	10/18	10/25	11/01	11/08	11/15	11/22	11/29	12/06	12/13	12/19	Final
Associated Press	---	---	---	---	---	---	---	---	---	---	---	---	---	---	---	---	---	
USA Today Coaches	---	---	---	---	---	---	---	---	---	---	---	---	---	---	---	---	---	
CFP Committee Poll	N/A	---	---	---	---	---	---	---	---	---	---	---	---	---	---	---	---	

IN THE POLLS / SOME HISTORY

Colorado was last ranked on Oct. 13, 2018 (No. 25 in the USA Today/Coaches poll), and was last in the AP poll on Oct. 6, 2018 (No. 19; the Buffs were a season-high No. 18 the same day in the coach's ballot). The Buffs were not ranked in 2017, and had climbed to as high as No. 9 in both polls (twice) in 2016; CU had not been ranked previous to '16 since 2005. Colorado owns the ninth longest streak of all-time, as from the 1989 preseason poll through the fifth week of 1997, CU had a run of **143** consecutive weeks in the AP poll. CU has now been ranked **304** times in its history, the 28th most all-time (tied with Virginia Tech), and has finished in the top four on four occasions, tied for 22nd most (the College Football Playoff includes the top four teams; only USC, with 12, has more than CU from the Pac-12).

47 WINS OVER AP RANKED TEAMS 20TH BEST SINCE '89

CU's **47** wins over *Associated Press* ranked teams dating back to the 1989 season (when the AP expanded to a top 25) are tied for the 20th most in the nation in this time frame (31-plus seasons). Through games of Nov. 7, Alabama has the most (99), followed by Ohio State (94), Florida State (84), LSU (83), Florida (82), Oklahoma (75), Michigan (74), Southern Cal (70), Georgia (66), Miami, Fla. (63), Auburn (62), Clemson (62), Texas (61), Tennessee (60), Notre Dame (60), Oregon (57), Penn State (55), Washington (54), UCLA (53), Michigan State (48), **Colorado (47)** and Nebraska (47). All-time, Colorado's **70** wins over ranked teams are the 23rd most in history. Since 1989, CU has played the seventh most ranked teams in the nation (139, with a record of 47-90-2), trailing only Alabama 159 (99-59-1), LSU (158; 83-75), Florida (158; 82-75-1), Michigan 149 (74-73-2) and Ohio State 148 (94-51-3); Florida State has played 142 (84-58).

- CU is **4-33** against ranked teams since a 34-30 win versus No. 17 Kansas in Boulder on Oct. 17, 2009 (the wins over #25 Nebraska and #24 Arizona State this year and #20 WSU and #21 Utah in 2016)).
- CU's last win over a top 5 or 10 team was on Sept. 29, 2007: a 27-24 win over No. 3 Oklahoma in Boulder.
- **Note:** In 2016, ASU was ranked #24 in the *USA Today/Coaches* poll when CU defeated it, 40-16; but all historical records are solely against those teams ranked by the AP.
- The Buffs had lost **29** straight road games against ranked opponents until the 34-31 win at Arizona State on Sept. 21; the last win had been a 31-17 over UCLA at the Rose Bowl in 2002 – on the same exact date: Sept. 21.

INTERNATIONAL FLAVOR

Colorado has seven players on its roster who were born outside the United States, tied for the fourth-most among FBS schools (though the seven represent seven different countries, the second-most behind a whopping 11 for Temple). What's interesting in this group is how many islands of the Caribbean are represented (Dominican Republic, Haiti, Jamaica, Puerto Rico and the Turks and Caicos Islands). Here's a list of those schools with seven or more born anywhere but among the 50 U.S. States (U.S. possessions count as outside the country, as they are countries):

School	No.	Countries
Syracuse	13	7 Canada (6), Germany (2), Ghana, Ivory Coast, Jamaica, Nigeria, Puerto Rico
Hawai'i	10	3 American Samoa (8), Australia (1), Canada
Temple	9	6 Cameroon (2), Sweden (2), Cuba, Liberia, Nigeria, Turks and Caicos Islands
Colorado	7	7 Australia, Austria, Dominican Republic, Germany, Ghana, Tasmania, Zimbabwe
Penn State	7	4 Canada (4), Germany, Haiti, Ukraine
Utah	7	4 Australia (3), England (2), American Samoa, Canada

700 CLUB

Colorado became the 25th school to reach the 700-win mark with a 44-28 win over California in 2017; the Buffs have an all-time record of **711-515-36** (a .578 winning percentage). In addition to being 26th on the all-time win list, CU is 36th in winning percentage (29th for schools with 1,000 or more games played in the FBS). The top 30 in all-time wins through games of November 7:

Team	Years	Games	Won	Lost	Tied	Pct.	Team	Years	Games	Won	Lost	Tied	Pct.	Team	Years	Games	Won	Lost	Tied	Pct.
1 Michigan	142	1,347	963	348	36	.729	11 Georgia	129	1,316	835	427	54	.656	21 Pittsburgh	131	1,320	736	542	42	.573
2 Ohio State	131	1,306	927	326	53	.730	12 LSU	128	1,279	814	418	47	.655	22 Syracuse	132	1,328	725	554	49	.565
3 Alabama	129	1,296	922	331	43	.728	13 Auburn	129	1,274	780	447	47	.631	22 Navy	142	1,356	725	574	57	.556
4 Texas	128	1,331	921	377	33	.704	14 Clemson	125	1,271	765	461	45	.620	24 Arkansas	127	1,277	720	517	40	.579
5 Notre Dame	134	1,282	915	326	42	.730	15 West Virginia	130	1,311	759	507	45	.597	25 Wisconsin	132	1,268	716	499	53	.586
6 Oklahoma	126	1,294	913	329	53	.725	16 Virginia Tech	129	1,282	755	481	46	.607	26 COLORADO	131	1,262	711	515	36	.578
7 Nebraska	131	1,339	902	396	40	.689	17 Texas A&M	127	1,289	754	487	48	.603	27 Michigan State	125	1,220	709	466	44	.600
8 Penn State	134	1,335	898	396	41	.689	18 Washington	132	1,247	743	454	50	.616	28 Minnesota	137	1,277	707	526	44	.571
9 Tennessee	130	1,300	848	399	53	.673	19 Georgia Tech	129	1,299	740	516	43	.586	29 North Carolina	133	1,308	705	549	54	.559
9 USC	133	1,253	848	351	54	.698	20 Florida	115	1,200	739	421	40	.632	30 Army	131	1,281	703	527	51	.56

**THAT REDSHIRT RULE**

Beginning with the 2018 season, incoming freshmen can now play in up to four games but not lose a year of eligibility; this also applies to anyone else on the roster. In any year they play in four games or less, they get the year back (and the four can be at any point during the season; they do not have to be the first four games). Also if a player redshirts as a true freshman and then suffers a season-ending injury within the first four games of another season, he's now eligible for a sixth-year without having to lose two years to injuries and go through the old petition process. A perfect example would be **Derek McCartney**, who redshirted as a true freshman in 2013, and was injured in game three of his fourth-year (2016); he would have been awarded a sixth-year of eligibility under this rule change.

If this rule had been permanently in place since freshmen were allowed to play, here are some notable Buffaloes that would have earned a full season back due to either playing in four games or less at some point in their career due to injury, and others who were simply inserted at the end of games over the course of the season when the outcomes had already been decided (assuming the four-game maximum would have applied in 11-game seasons prior to 2006; *—denotes true freshman):

WR *Dave Logan, 1972	Debuted late in week two in a 56-14 win over Cincinnati, when he had his lone reception of the year. He was on the travel squad, but appeared just a couple of more times.
TB *James Mayberry, 1975	Appeared late in several games, had 16 rushing attempts and one reception.
DT George Smith, 1982	Injured in the fourth game of the year, he had 34 tackles, four for losses when he was lost for the year.
WB *Mike Pritchard, 1987	Appeared in six games and 17 rushes and threw seven passes.
QB *Darian Hagan, 1988	Appeared in five games (plus the Freedom Bowl), had 38 rushes and threw seven passes.
QB *Vance Joseph, 1990	Appeared in four games, had 13 rushes and threw seven passes (and was next in line to play in the '91 Orange Bowl).
QB *Kordell Stewart, 1991	Appeared in two games, had 18 rushes and threw two passes.
QB *Koy Detmer, 1992	Pressed into duty to rally CU over Minnesota in game three, started two others and appeared in seven overall; but he was also injured early in the fourth game in 1995, so either would have applied.
ILB Jashon Sykes, 2001	Injured in the fourth game of the year, he had already racked up 33 tackles and 3½ sacks
QB *Joel Klatt, 2002	Played three snaps late against Baylor in game seven, appeared in a handful of others after, including on the punt team.
OLB Derek McCartney, 2016	Had already utilized his redshirt year, so when lost for the season with a torn ACL in game three at Michigan, he lost that year.

And there were several players in 1984, when CU resurrected its junior varsity team for one year; several played in the three JV games and then saw some time afterward in some of the last six varsity games. These included **WR Lance Carl**, **ILB Don DeLuzio**, **TB Dion Dyson**, **TE/P Keith English**, **WR Drew Ferrando**, **QB Mark Hatcher**, **P Barry Helton**, **TB Sam Smith**, **CB David Tate** and **FB Anthony Weatherspoon**.

AND WHO BENEFITTED THE FIRST YEAR? SEVEN BUFFS ... THIRTEEN DO SO IN YEAR TWO

There were seven Buffaloes who benefitted from the NCAA's new redshirt which permits players to play in up to four games and not lose a year of eligibility provided they had a redshirt year available to them (no fifth-year seniors played in four games or less who were lost for the season due to injury, as exceptions could have been made in those instances). Those players, with the games they appeared in parenthesis (*—no longer on team): **OLB *Jacob Callier** (4), **PK Tyler Francis** (2), **P Alex Kinney** (4), **PK Evan Price** (2), **WR Dimitri Stanley** (3), **DB *L.J. Wallace** (1) and **ILB *Jake Yurachek** (1).

► In 2019, the rule could be applied to **12** players who meet the criteria of four games or less: **CB Mehki Blackmon** (4), **OT Frank Fillip** (2), **OLB Joshka Gustav** (3), **ILB Marvin Ham** (4), **OL Austin Johnson** (1), **OLB Jamar Montgomery** (4), **DT Lloyd Murray, Jr.** (2), **OLB Alec Pell** (4), **ILB Quinn Perry** (1), **PK Evan Price** (4), **WR LaVontae Shenault** (4) and **TE Luke Stillwell** (4).

SEASON OPENERS: UNDERCLASSMEN STARTERS

The depth is always fluid leading up to the first game, but with seven underclassmen (one freshman, six sophomores) atop the opening season depth chart, it would be the ninth most upperclassmen that would start an opener dating back to 1995. Nine frosh/soph started each of the last two years, but never more than three frosh. A look at the most underclassmen starters for the Buffaloes over the last 26 seasons:

Season	Fr.	So.	Total	Season	Fr.	So.	Total
2014	3	9	12	2004	1	7	8
2009	3	8	11	2008	1	7	8
2018	3	6	9	2012	2	6	8
2019	2	7	9	2020	1	6	7
2003	1	7	8				

OPENING DEPTH CHART NOTES

The Buffs released their season-opening depth chart on November 1, and for the sixth time in the last eight seasons, CU has more underclassmen than upperclassmen listed. Of the approximately 72 players who will possibly see action from scrimmage, 40 are underclassmen (20 freshmen, 20 sophomores); all nine seniors and two graduates figure to play in 2020.

► In both 2016 and 2017, CU did not start a true freshman in any game over the course of the season; that had not happened since 2005. In 2018, true freshmen collectively started 15 games, last year 12 did so.

100/300

The Buffaloes have historically done well when holding the opponent to under 100 yards rushing and under 300 yards total offense. Dating back to the start of the 1985 season, Colorado is **104-15-1** when the opponent fails to reach 100 yards on the ground, and **105-20-1** when the enemy is held under 300 yards overall. CU is **11-1** and **16-0** in each, respectively, dating back to the start of the 2013 season (**1-0** in 2019).

FUN FOUR FACT. Four schools can boast that they have won a national championship in football, have had a Heisman Trophy winner, a U.S. Supreme Court Justice and at least one man that either walked on the Moon or traveled there to and from. Those are **Colorado**, Michigan, Texas and Army-West Point. For CU, that would be **Rashaan Salaam** (Heisman), **Byron White** (Supreme Court) and Apollo command module pilots **Jack Swigert** (Apollo 13) and **Stuart Roosa** (Apollo 14). Other schools that would join the above with at least one astronaut (who was not on an Apollo mission) include California, Navy, Stanford and Wisconsin.

CARRY OUT TO FIVE: Throw in a U.S. Open (golf) winner, and the only schools with all five are CU (**Hale Irwin**, **Steve Jones**) and Texas.



STEFANOU RETIRES FROM FOOTBALL

On the Monday following the season opener (Nov. 9), **PK James Stefanou** spoke with head coach **Karl Dorrell** and informed him that was retiring from football immediately. "James doesn't feel that he can no longer physically perform as well as he would like and has decided to end his career," Dorrell said. "He has been a valuable member of the team for three years, and we certainly understand why he has made this choice. We certainly wish him nothing but the best."

As a freshman in 2017, Stefanou was the second oldest player overall in the FBS, but the oldest freshman; he assumed the mantle of being the oldest collegian in the game in 2018, was back as the second-oldest in 2019 and in 2020, again the oldest.

"I wish I could finish what I started here at CU, but unfortunately during the (UCLA) game my body faced another setback that told me it might be time to call this," He wrote in announcing it on his Twitter account. "After many tough discussions and plenty of thinking, I've decided to end my placing career as a kicker and a Buff. What an honor it was to wear the CU colors and represent this amazing program."

He ends his career as one of the most accurate kickers in CU history, as he is first in extra point percentage (.990), fourth in field goal percentage (.694) and third in combined kick percentage (.891). He finishes with the third most PAT kicks made (97) and the fifth-most field goals (34). He also finishes eighth all-time on CU's scoring chart with 199 points, the fourth-most by a kicker.

SEASON KICKING PERCENTAGE (minimum 35 attempts)

Rk	Player (Season)	FG-FGA	EP-EPA	COMBINED	Pct.
1	Ken Culbertson (1989)	59-59	13-17	72-76	.947
2	Will Oliver (2012)	28-28	6- 8	34-36	.944
3	James Stefanou (2018)	30-30	5- 8	35-38	.921
3	Will Oliver (2014)	42-42	16-21	58-63	.921
5	Neil Voskeritchian (1995)	45-45	12-17	57-62	.919
6	James Stefanou (2017)	35-35	17-22	52-57	.912
7	Jeremy Aldrich (1997)	29-32	12-14	41-46	.891
8	Mason Crosby (2004)	28-30	19-23	47-53	.887
9	Mason Crosby (2005)	31-31	21-28	52-59	.881
10	Jeremy Flores (2001)	40-42	18-24	58-66	.879

CAREER KICKING PERCENTAGE (minimum 100 attempts)

Rk	Player (Season)	EP-EPA	FG-FGA	COMBINED	Pct.
1	Neil Voskeritchian (1994-95)	95- 96	22-34	117-130	.900
2	Will Oliver (2011-14)	129-131	50-69	179-200	.895
3	James Stefanou (2017-20)	97- 98	34-49	131-147	.891
4	Mason Crosby (2003-06)	109-117	66-88	175-205	.854
5	Jim Harper (1990-91)	71- 74	22-35	93-109	.853
6	Jeremy Aldrich (1996-99)	87- 95	48-64	135-159	.849
7	Ken Culbertson (1986-89)	85- 87	23-41	108-128	.844
8	Dave Haney (1968-70)	86- 92	21-35	107-127	.843
9	Tom Field (1979-83)	82- 86	36-55	118-141	.837
10	Aric Goodman (2008-10)	93- 96	25-47	118-143	.825

CAREER FIELD GOAL PERCENTAGE (minimum 25 attempts)

Rk	Player (Seasons)	FG-FGA	Pct.	Long
1	Jeremy Aldrich (1996-99)	48-64	.750	49
1	Mason Crosby (2003-06)	66-88	.750	60
3	Will Oliver (2011-14)	50-69	.725	53
4	James Stefanou (2017-20)	34-49	.694	53
5	Tom Field (1979-83)	36-55	.654	51

CAREER PAT KICK PERCENTAGE (minimum 60 attempts)

Rk	Player (Seasons)	EP-EPA	Pct.
1	James Stefanou (2017-20)	97-98	.9897
2	Neil Voskeritchian (1994-95)	95-96	.9896
3	Will Oliver (2011-14)	129-131	.985
4	Ken Culbertson (1986-89)	85-87	.977
5	Aric Goodman (2008-10)	93-96	.969

Stefanou was rising up other kicking charts as well; and as a freshman, he made two of the longest field goals in school history by a frosh:

FIELD GOALS MADE / CU CAREER

Rk	Player (Seasons)	FG-FGA
1	Mason Crosby (2003-06)	66-88
2	Will Oliver (2011-14)	50-69
3	Jeremy Aldrich (1996-99)	48-64
4	Tom Field (1979-83)	36-55
5	James Stefanou (2017-19)	34-49
6	Aric Goodman (2008-10)	25-47

EXTRA POINTS MADE / CU CAREER

Rk	Player (Seasons)	EP-EPA
1	Will Oliver (2011-14)	129-131
2	Mason Crosby (2003-06)	109-117
3	James Stefanou (2017-19)	97-98
4	Neil Voskeritchian (1994-95)	95-96
4	Aric Goodman (2008-10)	93-96
6	Jeremy Aldrich (1996-99)	87-95

LONGEST FG / CU FRESHMEN

54	Davis Price, vs. Oregon State in Boulder, Oct. 1, 2016
53	James Stefanou vs. Arizona State at Tempe, Nov. 4, 2017
52	Will Oliver, vs. California in Boulder, Sept. 11, 2011
51	Tom Field, vs. Oregon in Boulder, Sept. 8, 1979
50	Tom Field, vs. Oklahoma State in Boulder, Nov. 10, 1979
49	James Stefanou vs. Washington in Boulder, Sept. 23, 2017

THE VERTICAL GAME (EXPLOSION PLAYS)

CU, as in the case with most teams, often is most dangerous on offense when the unit can strike for the big play both via the rush and pass. Colorado had 57 "explosion" plays in 2016, or ones that gained 20 or more yards; that was the most by a CU team since 2007 (49 in 2017). Here's a look at CU's 20-plus plays in recent memory, not including bowls, going back to 1994, when CU had a high of 76 plays over 20-yards, almost equal in nature (37 rush, 39 pass):

Season	Total	Rush	Pass	Season	Total	Rush	Pass	Season	Total	Rush	Pass	Season	Total	Rush	Pass	Season	Total	Rush	Pass
1994	76	37	39	2000	38	8	30	2006	35	18	17	2012	36	9	27	2018	56	16	40
1995	61	11	50	2001	58	21	37	2007	58	18	40	2013	42	5	37	2019	45	10	35
1996	64	12	52	2002	58	35	23	2008	40	8	32	2014	48	12	36	2020	8	2	6
1997	46	9	37	2003	47	5	42	2009	44	7	37	2015	50	15	35				
1998	40	11	29	2004	48	13	35	2010	43	11	32	2016	57	16	41				
1999	57	12	45	2005	54	16	38	2011	56	14	42	2017	50	11	39				

AHEAD IN A BIG WAY

From 2006-15, the opponent had almost always had a distinct advantage in TSL (time spent in the lead), but CU reversed that and then some in 2016. The Buffs led for 457 minutes and 20 seconds, or 59 percent of the time; opponents for just 24 percent and the score tied the other 17 percent. CU led for more minutes in 2016 than it had in all 11 previous years after just eight games (and when it held the edge over an entire season just twice: 2005 and 2010). But alas, the opponent held a slight edge in both 2017 and 2018 (bowl games not included):

Season	CU	Tied	Opp.	Season	CU	Tied	Opp.	Season	CU	Tied	Opp.	Season	CU	Tied	Opp.
2005	320:31	101:55	297:34	2009	110:29	165:18	444:13	2013	197:17	108:56	413:47	2017	285:30	132:17	302:13
2006	269:22	123:11	327:27	2010	312:45	113:54	293:21	2014	261:22	83:52	374:46	2018	268:07	171:14	280:39
2007	280:56	130:11	308:53	2011	191:12	78:44	510:04	2015	192:47	158:14	428:59	2019	250:05	119:03	350:52
2008	191:24	119:07	409:29	2012	77:38	112:18	530:04	2016	457:20	133:33	189:07	2020	55:00	5:00	0:00

**TURNOVER FREE**

In 2017, Colorado saw its record run of consecutive quarters played without turning the ball over end at Washington State with a fourth quarter; the streak ended at a school-record **16** straight quarters (**253:52** in total time), and nearly went four straight games without one as there was just 3:20 remaining in the 28-0 loss to WSU when the streak came to a close. Colorado played **17** games out of **74** under Mike MacIntyre without a turnover, the highest percentage in any CU head coach's tenure over two years since World War II. Take a look (TFG—turnover free games; TG—total games):

Coach	TFG	(Record)	TG	Pct.	Coach	TFG	(Record)	TG	Pct.	Coach	TFG	(Record)	TG	Pct.
Mike MacIntyre	17	(11-6)	74	23.0	Dal Ward	5	(2-1-2)	110	4.5	Brian Cabral	1	(1-0)	3	33.3
Bill McCartney	23	(18-3-2)	153	15.0	Bill Mallory	1	(1-0)	57	1.7	Jon Embree	5	(1-4)	25	20.0
Dan Hawkins	8	(3-5)	58	13.8	Chuck Fairbanks	0	(0-0)	33	0.0	Kurt Roper	0	(0-1)	0	0.0
Gary Barnett	11	(49-38)	87	12.6	-----two or fewer seasons/interims-----									
Sonny Grandelius	3	(2-1)	31	9.7	Karl Dorrell	1	(1-0)	1	100.0	Bud Davis	0	(0-0)	10	0.0
Rick Neuheisel	3	(3-0)	47	6.4	Mike Hankwitz	1	(0-1)	1	100.0	Jim Yeager	0	(0-0)	19	0.0
Eddie Crowder	6	(5-1)	118	5.1	Mel Tucker	4	(5-7)	12	33.3					

- Karl Dorrell became CU's third straight head coach to not have his team turn the ball over in his first game (vs. UCLA).
- Colorado has played **13** turnover-free games in its last **37**, easily the school-best for a span of that few number of games. And in 2017, it nearly had a fifth—an interception on a Hail Mary as time ran out at Arizona State was the lone turnover of that game.
- Post-World War II (dating back to 1946), Colorado has played **89** turnover-free games, owning a record of **58-27-4** in those games (**2-1** in bowls).
- Colorado played at least three turnover-free games in each of the last five seasons (2015-19), easily the longest streak in school history; the **18** games without a turnover over those five seasons are the most in any five-year span in school history, besting **12** mistake-free games from 1987-91.
- Colorado has now had at least one turnover-free game for 11 straight seasons (2010-20, **30** total), now the longest run in school annals: the Buffs had at least one for 10 straight years (1998-2007, **19** total); CU also had a run of nine consecutive seasons (1987-95, **22** total).


LANDMAN'S LANDMARKS

Junior **ILB Nate Landman** was a bright spot in CU's 45-3 loss at Oregon on Oct. 11; after the coaches video review, which CU has historically used for its defensive totals, he was credited with 16 tackles (all solo/unassisted; press box totals had him for 14, 10 solo). That tied for the fifth-most unassisted tackles in CU history, and the most since **ILB Jordan Dizon** had 17 against Colorado State in 2007.

ALL-TIME CU SINGLE GAME UNASSISTED TACKLES

UT	(AT-Tot)	Player	Opponent	Date
19	(1-20)	Greg Biekert	at Illinois	Sept. 15, 1990
19	(9-28)	Hannibal Navies	Missouri	Nov. 1, 1997
17	(4-21)	Rodney Rogers	at Oklahoma	Nov. 16, 1985
17	(5-22)	Jordon Dizon	Colorado State (Denver)	Sept. 1, 2007
16	(6-22)	Ray Cone	Oklahoma	Oct. 30, 1982
16	(0-16)	Nate Landman	at Oregon	Oct. 11, 2019

- In his first career start on defense (in the 2018 opener against Colorado State in Denver) he was in on **14** tackles (four solo), tied with three others for the most tackles in a first career start. He earned Pac-12 defensive player of the week honors for his efforts.
- He recorded **200** career tackles in just 28 career games.
- He has rapidly climbed CU's all-time tackle list, as his **286** has him 21st in all-time in total stops, while his **189** unassisted stops rank 15th (he is also tied for 28th in tackles for loss with **25**, is eighth in third down stops with **36**) and now first in fourth down stops (**8**).
- He had **137** tackles in 2019 (**112** solo), or **11.4** per game; he finished with the most stops since **ILB Jordan Dizon** racked up 160 in 2007 (120 solo). The **137** tied him for the 14th-most in a single season at Colorado (tying for the 12th-most by a linebacker).
- His **112** solo tackles in 2019 ranked as the second-most in a single season, as he is the fourth Buff to reach the century mark. He trails only **ILB Jordan Dizon** (120 in 2007) and surpassed **ILB Greg Biekert** (105 in 1990) and **ILB Ray Cone** (102 in 1982).
- He has **15** career double-digit tackle games (eight this season); his personal best in tackles (16, all solo) came versus Oregon in Eugene in 2019.
- Landman's **137** tackles in 2019 were one more than the next two players combined (**136; 69** by Davion Taylor and **67** by Mikial Onu); since CU started keeping tackle statistics in 1964, that's the first time that the team leader had more than the next two players combined.

**ELEVEN HAVE DASHED 100 ... OR FURTHER**

In 2017 (Oct. 28), then-junior **DB Nick Fisher** joined a very exclusive club when he returned an interception 100 yards in the fourth quarter to close out CU's 44-28 win over California. It was the 11th 100-yard play in CU history, the fourth interception return of that length. However, the NCAA seals returns at a 100-yard maximum; if it allowed returns to be scored like the NFL, counting end zone yardage, Fisher would have been credited with a 109-yard return (CU's head statistician is also the Broncos'). It was the first 100-yard interception return since 1996, when **FS Steve Rosga** pulled it off against Oklahoma State (his would have been 105 yards). **ILB Marcus Burton** came close in 2005, when he picked one off at the half yard line and raced 99 yards for a score — at Oklahoma State.

COLORADO / 100-YARD PLAYS**KICKOFF RETURNS**

Yards	Player, Opponent, Site, Date (*—opening kickoff of game)
100	Byron White vs. Denver at Denver, Nov. 26, 1936 (TD).
100	*Cliff Branch vs. Kansas in Boulder, Nov. 7, 1970 (TD).
100	*Billy Waddy vs. Kansas State in Boulder, Nov. 22, 1975 (TD).
100	Howard Ballage vs. Nebraska in Boulder, Oct. 21, 1978 (TD).
100	Walter Stanley vs. Oklahoma in Boulder, Oct. 4, 1980 (TD).
100	*Ben Kelly vs. Missouri in Boulder, Oct. 9, 1999 (TD).
100	Marques Mosley vs. Utah in Boulder, Nov. 23, 2012 (TD).

INTERCEPTION RETURNS

Yards	Player, Opponent, Site, Date
100	Dick Kearns vs. Denver at Denver, Nov. 24, 1938 (TD).
100	Johnny Zeigler vs. Colorado Mines in Boulder, Sept. 26, 1942 (TD).
100	Steve Rosga vs. Oklahoma State in Boulder, Oct. 12, 1996 (TD).
100	Nick Fisher vs. California in Boulder, Oct. 28, 2017 (TD).



COLORADO BY THE NUMBERS IN 2020

- 4th** Karl Dorrell became the fourth coach since 1932 to win his debut at the reins of the CU program with the Buffs' 48-42 win over UCLA;
- 5-5** Colorado's record in Pac-12 Conference openers, including this year's 34-31 win at Arizona State (**3-1** on the road);
- 7** The number of regular season games scheduled for 2020, which if holds, will be the fewest since 1943 (when CU went 5-2);
- 11** The Buffaloes have had at least one turnover-free game for the last 11 seasons, the longest run in school history (CU had none vs. UCLA);
- 14** The number of times CU ran at least one play in UCLA territory (out of 16 possessions) in the season opener;
- 17** Colorado was one 17 schools entering 2020 that didn't have a quarterback on its roster that had made a previous start;
- 22** The number of fumbles by CU tailbacks (on offense) in **88** games from 2013-20 (**2,481** carries; **0** this year in **43**; **7** in the last **1,010**);
- 23** The number of nights the team stayed at the Millennium Harvest House in pseudo-bubble during the team's preseason camp (Oct. 9-31);
- 27** Karl Dorrell was named the 27th head coach in Colorado history on February 23, 2020 (only Bill McCartney was named later, on June 9, 1982);
- 28-2** CU's record in season openers since 1967 when scoring first;
- 31** The number of Colorado games played in less than three hours since 1990 (out of **367** games; last: 2:59 versus Stanford on Nov. 9, 2019);
- 35-of-51** The number of coin tosses CU has won dating back to the '16 opener (**68.6%**; **0-of-1** this year; CU was 13-of-14 in '16);
- 37.3** The third down efficiency of opponents against Colorado in the state's borders since the '09 opener (**410-of-1,100**).
- 39.2** The opponents' combined percentage on third down inside-the-CU 20 (**113-of-288**) in the last 123 games (dating to 2008; **1-of-1** this year);
- 63** The number of days the start of CU's 2020 season was delayed due to the COVID-19 pandemic (Sept. 5 to Nov. 7);
- 65.7** Colorado's third down efficiency on 3rd-&-4 or less the last three seasons (**188-of-286**; 4-of-5 this season/80.0 on 3rd-&-1: **76-of-99**);
- 199** The number of career points scored by PK James Stefanou, who announced his retirement from the game on Nov. 9;
- 319** The number of all-time wins Colorado has recorded at Folsom Field since it opened on Oct. 11, 1924 (**409** overall at all home venues);
- 342** The number of days between CU's final game in 2019 and its first game in 2020 (Nov. 30 – Nov. 7);
- 554** The attendance at CU's opener against UCLA (limited due to COVID-19); likely the lowest figure since **Teddy Roosevelt** was president (1901-1909).
- 711** The number of all-time wins by Colorado, as the Buffaloes became the 25th school to win 700 games;

COLORADO BY THE NUMBERS IN 2019

- 0-7-2** The Buffs record in Pac-12 road "doubleheaders" (road games in back-to-back weeks: no sweeps, two splits, swept six times); Oregon-Wash. State (0-2) in 2019.
- 1-2** Colorado's record on Fridays; just the second time CU played three Friday games (and the second year in a row after going 2-1 in 2018).
- 2-4-2** The Buffs record in Pac-12 home "doubleheaders" (two sweeps—WSU and Utah in 2016 and Stanford and Washington this year; two splits, swept four times);
- 3:14** The average length of CU's games in 2019 (the quickest—Utah, **2:56** & Stanford, **2:59**; the longest—Nebraska, **3:49**). The average in 2018: **3:23**;
- 4:11 (a.m.)** The time Colorado returned to the Champions Center on campus from its road victory at Arizona State;
- 8** The number of fourth quarter sacks by the Buffs in 12 games (double the number of four in the quarter in all of 2018);
- 8:47 (p.m.)** The starting time of the season opener against CSU (lightning delayed it 37 minutes), the fourth-latest kickoff in CU history (second-latest in Colorado);
- 10** The number of consecutive field goals made by **PK James Stefanou**, tying the school record by PK Mason Crosby (set over the 2004-05 seasons);
- 13** The number of non-conference games CU had won in a row in the state of Colorado (dating back to 2015) until losing to Air Force in overtime this year;
- 14** The number of true freshmen the Buffs played in 2019 (**5** offense/**9** defense);
- 16** The number of solo (and total) tackles **ILB Nate Landman** had at Oregon, tied for the fifth-most unassisted in a game in CU history;
- 17-14** The first half scoring edge for CU against USC this year; the Trojans had outscored the Buffs **180-47** in the eight previous first halves;
- 18-6** Colorado's non-conference record dating back to the start of the 2013 season (includes Pac-12 title game and Alamo Bowl; **18-4** regular season);
- 19** The number of possessions the opponent started in CU territory (out of **144**; 12 led to scores: 9 TDs/3 FG).
- 31** The number of different NFL teams that scouted the Buffaloes on game days this season (the lone not to: Cincinnati);
- 32** The number of players who made their debut in CU uniform this season;
- 36** The average yardline CU has made its 59 punts from (about 6-7 yards higher than the usual average);
- 51-27** The margin in which CU has outscored the opponent in the last two minutes of each half combined (**34-27** in first, **17-0** in second);
- 53** The number of Buffaloes who have scored 100 or more career points (**WR Laviska Shenault** the latest with **108**);
- 53rd** The number season of CU's live buffalo mascot "Ralphie" leading the team out on the field;
- 54** The length of a kickoff return by **WR Laviska Shenault** against Nebraska; the longest KOR by a Buff since 2012, when Marques Mosley had a 100-yarder vs. Utah;
- 54** The number of Buffaloes who have 1,000 or more career rushing yards; **TB Alex Fontenot** looking to make it 55;
- 64** Consecutive wins by Colorado when holding the opponent to 13 points or less (dating to a 7-0 loss at Nebraska in 1988);
- 63.3** The average temperature at kickoff for CU's 12 games in 2019 (compared to **60.4** for 12 games in 2018);
- 65.9** The opponents' TD percentage on drives inside-the-20 (red zone) against CU (**27** TDs/**41** trips; **8** field goals, **6** non-scores);
- 92.8** The average number of plays (plays, punts/placement kicks, returns, fair catches) per fumble this season (**11** fumbles, **1,021** touches);
- 96** The length of a **Steven Montez**-to-**K.D. Nixon** touchdown pass against Nebraska, the longest play from scrimmage in Colorado history;
- 98.8%** The percentage of capacity this season in six games at Folsom Field (49,573 average for a capacity of 50,183; some passes included in attendance);
- 107** The number of consecutive PAT kicks CU made from Oct. 15, 2016 through Sept. 14, 2019 when Air Force blocked one in the fourth quarter;
- 446** The number of touches the Buffaloes had between fumbles (over a six game span; second half at Arizona State through the first half at UCLA);
- 10,609** The career yards of total offense by **QB Steven Montez**, as he chased down the previous CU all-time record by Sefo Liufau (**10,509** from 2013-16);
- 1,294,101** The total attendance of the **19** Rocky Mountain Showdowns played in Denver.

LITTLE KNOWN RARITY

In CU history, the Buffaloes have had a 100-yard rusher and receiver in the same game on **48** occasions (**37-11** when this occurs). Since CU joined the Pac-12 in 2011, it has occurred **18** times overall (once each in 2011, 2012, 2013, 2014, 2015 and 2019; four times in 2016, thrice in 2017 and four times in 2018). In 2001, the first time the same player had 100 yards in both in the same game at Colorado occurred when **TB Cortlen Johnson** had 172 rushing and 105 receiving at Iowa State. *The full list can be found on page 183 of the 2020 CU Media Guide.*

**2020 SENIORS (11)**

Player	Pos.	Ht.	Wt.	Cl.	Exp.	Hometown (High School/Previous College)	Major (Minor)	Grad Status
DOSS, Jeremiah	DE	6- 4	265	Sr.	1L	Jackson, Miss. (Northwest Rankin/Hinds Community College)	Ethnic Studies	May '21
*FISHER, Nick	TE	6- 5	265	Gr.	TR	Basehor, Kan. (Basehor-Linwood/William Jewell)	Organizational Leadership	Aug. '21
JOHNSON, Mustafa	DE	6- 2	290	Sr.	2L	Turlock, Calif. (Turlock/Modesto Junior College)	Sociology	Aug. '21
*JONES, Akil	ILB	6- 0	235	Sr.	3L	San Jose, Calif. (Valley Christian)	Ethnic Studies & Cinema Studies	Dec. '20
KUTSCH, Kary	OL	6- 5	310	Sr.	2L	Redding, Calif. (Shasta/Butte College)	Sociology	Aug. '21
LANDMAN, Nate	ILB	6- 3	235	Sr.	3L	Danville, Calif. (Monte Vista)	Business (Management & Marketing)	May '21
*LYNCH, Matt	TE	6- 4	245	Gr.	TR	Broomfield, Colo. (Legacy Ridge/UCLA)	Graduate Studies	Aug. '21
NIXON, K.D.	WR	5- 8	190	Sr.	3L	DeSoto, Texas (DeSoto)	Strategic Communication	Dec. '20
*NOYER, Sam	QB	6- 4	220	Sr.	3L	Beaverton, Ore. (Beaverton)	Strategic Communication (#)	Grad. (Dec. '19)
*RAKESTRAW, Derrion	S	6- 2	200	Sr.	3L	Woodstock, Ga. (Sequoyah)	Strategic Communication	Dec. '20
STEFANOU, James	PK	6- 1	195	Sr.	3L	Melbourne, AUSTRALIA (Rose Hill Secondary College)	Journalism	Aug. '21

(*—fifth-year senior; #—graduate classes in Organizational Leadership)

OTHER GRADUATES: Aside from the two graduate transfers (Fisher, Lynch), **Tyler Lytle**, **Sam Noyer** and **Heston Paige** have graduated at this time.

GRADUATION REVIEW

(Through August 2020) Over the last 19 years, Colorado has had **351** of its **384** seniors graduate, or translating to **91.4** percent in this time frame (including 17 of the 20 seniors in 2019); these are the 2001-2019 senior classes, including those players who received medicals. Over the last 12 years, 236 of the last 254 have graduated (**92.9%**), with 10 of those 17 either playing in the NFL or attempting to do so and haven't yet been able to complete their requirements. NCAA numbers will not match these (it doesn't allow a school to count transfers who graduate, but it does count against a school if it had a player transfer; it also does not count walk-ons). It's one of the reasons the numbers are skewed to be lower than they really are, especially at tougher academic schools like Colorado and its Pac-12 brethren. **TEAM GRADE POINT AVERAGE:** The team's **2.76** cumulative grade point average through the Spring 2020 semester is its highest on record (data collected since 1996); the team has 19 straight semesters over a 2.5. Its spring semester ('20) of **3.24** is also an all-time best.

100+ RETURN YARDS NOT THAT COMMON

Often lost in all the conversation about total offense and defense are return yards – but they often swing a game. In 2017, CU owned a **396-234** edge, and had two games with 100-plus return yards (116-9 versus Texas State and 126-5 against Cal). CU's had just **five** games since 2002 with over 100 return yards in a game (and have had two in the same season just that once since 2002; the last time with three was 2001). In 2016, CU had **175** against UCLA in its 20-10 win, and they played a huge role, accounting for one touchdown via punt return and setting up CU's lone offensive score via an interception return. It was the most return yards by the Buffs since Oct. 26, 2002, when they had **183** in a 37-13 win over Texas Tech (125 interception, 44 punt, 14 fumble). The other two games with 100-plus came in 2008 against Eastern Washington (135) and in 2013 against Central Arkansas (125).

► In 2018, CU had an overall edge of **372-275**, which included **87-0** against CSU and **32-(-2)** at Nebraska.

► In 2019, the opponent held the advantage by **322-106**, largely from the last seven games, with a margin of **296-55**.

► For the ultimate example of how rare 100 return yards can be, look no further than CU's game at UCLA in 2017. The Buffs held the edge in return yardage ... **1-0**. There were no punt or fumble returns, no miscellaneous returns, and the only yard game on the lone interception and return of the game. And then against Arizona, the Wildcats had a **6-0** edge (a single punt return).

► Through 11 games in 2019, CU had not allowed a non-offensive score; but Utah's punt return score in the finale prevented the Buffaloes not allowing an opponent to record at least one touchdown by a return since 2006 (and that's the only season over the last 29 years, since CU did not allow one for three straight seasons: 1989-90-91). The one at Utah shouldn't have counted; a blatant block in the back when unnoticed, ending the chance for some minor history.

300/100/100

The Buffaloes have now had **15** occasions in their history with a 300-yard passer, 100-yard rusher and 100-yard receiver, with **Steven Montez** is the quarterback involved the most (six), while Devin Ross has been a participant in the most at receiver (four) and Phillip Lindsay and Travon McMillian the most at running back (three). Colorado is **9-6** in these games:

COLORADO'S 300/100/100 GAMES

Date	Opponent	Score	Quarterback	Rusher	Receiver
Oct. 12, 1996	OKLAHOMA STATE	W 35-13	Koy Detmer (402)	Lendon Henry (101)	Rae Carruth (166)
Sept. 11, 1999	SAN JOSE STATE	W 63-35	Mike Moschetti (465)	Cortlen Johnson (104)	Marcus Stiggers (174)
Nov. 26, 1999	NEBRASKA (OT)	L 27-30	Mike Moschetti (317)	Cortlen Johnson (135)	Javon Green (100)
Oct. 23, 2004	Texas A&M	L 26-29	Joel Klatt (346)	Bobby Purify (130)	Dusty Sprague (101)
Nov. 6, 2010	at Kansas	L 45-52	Cody Hawkins (322)	Rodney Stewart (175)	Paul Richardson (141)
Sept. 22, 2012	at Washington State	W 35-34	Jordan Webb (345)	Tony Jones (105)	Nelson Spruce (103)
Nov. 1, 2014	WASHINGTON	L 23-38	Sefo Liufau (314)	Michael Adkins (109)	Nelson Spruce (138)
Oct. 31, 2015	at UCLA	L 31-35	Sefo Liufau (312)	Patrick Carr (100)	Devin Ross (101)
Sept. 24, 2016	at Oregon	W 41-38	Steven Montez (333)	Steven Montez (135)	Devin Ross (153)
Nov. 19, 2016	WASHINGTON STATE	W 38-24	Sefo Liufau (345)	Phillip Lindsay (144) and Sefo Liufau (108)	Devin Ross (121)
Sept. 16, 2017	NORTHERN COLORADO	W 41-21	Steven Montez (357)	Phillip Lindsay (151)	Devin Ross (143)
Oct. 28, 2017	CALIFORNIA	W 44-28	Steven Montez (347)	Phillip Lindsay (161)	Shay Fields (101)
Aug. 31, 2018	Colorado State	W 45-13	Steven Montez (338)	Travon McMillian (103)	Laviska Shenault (211) and K.D. Nixon (112)
Oct. 6, 2018	ARIZONA STATE	W 28-21	Steven Montez (328)	Travon McMillian (136)	Laviska Shenault (127)
Oct. 27, 2018	OREGON STATE	L 34-41 (OT)	Steven Montez (319)	Travon McMillian (132)	K.D. Nixon (198)

DID YOU KNOW? Colorado is one of 29 schools to have had at least one member in all 14 years of the **NFF Hampshire Honor Society** (2007-19)? The Buffaloes are the only Pac-12 Conference school to do so and are one of just seven FBS/Division I schools recognized with the honors.

**CAREER GAMES PLAYED/STARTED CHART**

Listed below are the career games played/started for the players on the 2019 Colorado Buffaloes. The players on the opening camp roster collectively had played in 761 games, with just 237 starts (the fewest by a returning team since info started being tracked in 1984. The list through Oct. 31 *(includes the '16 Alamo Bowl)*):

Player	G	GS	Player	G	GS	Player	G	GS	Player	G	GS	Player	G	GS
ANGLIN	0	0	FRANCIS	2	0	LUCKETT	5	2	POPLAWSKI	9	0	STILLWELL	4	0
APPLETON	5	0	GONZALEZ	1	1	LYLE	1	0	PRICE, E.	7	—	STRIKER	1	0
ARIAS	25	1	GRANT	0	0	LYNCH, D.	0	0	PURSELL	20	18	THOMAS	1	0
BEDELL	1	0	GROTH	1	0	LYNCH, M.	1	0	RAKESTRAW	37	12	TOWNSEND	0	0
BELL	16	1	GUSTAV	4	0	LYTLE, C.	15	0	RAY	12	0	TRAVIS	0	0
BETHEL	1	0	HAM	4	0	LYTLE, T.	8	0	RICE	1	0	TRUJILLO	9	6
BLACKMON	13	6	HARRIS	0	0	MAGRI	24	0	ROBINSON	12	0	VAN DIEST	19	5
BROUSSARD	1	1	HARRISON	0	0	MANGHAM	13	1	RODDICK	13	3	WATERS	0	0
CARPENTER	0	0	HORNE	0	0	MILLER, C.	11	5	RODMAN	13	2	WATTS	1	—
CATE	0	0	JACKSON, Ja.	18	0	MILLER, K.	0	0	RUSSELL	25	15	WELLS	23	17
CHANDLER	0	0	JACKSON, Ju.	0	0	MONTGOMERY	5	0	SAMI	12	12	WILEY	1	0
CHRISTIAN-LICHTEN	0	0	JOHNSON, A.	1	0	MURRAY	3	0	SCHMANSKI	0	0	WILLIAMS, Al.	1	0
CICCARONE	0	0	JOHNSON, M.	22	22	NEWMAN	16	0	SCOFIELD	0	0	WILLIAMS, Au.	12	0
CLAYTON	0	0	JONES, A.	30	7	NIXON	35	19	SEAVALL	0	0	WILLIAMS, M.	1	0
DAVIS	12	0	JORDAN	12	2	NOYER	21	1	SENN	0	0	WILLIS	0	0
DEITCHMAN	0	0	JYNES	4	0	OATS	0	0	SHENNAULT	4	0	WRAY	0	0
DOSS	6	0	KUTSCH	25	13	ORTEGA	0	0	SHERMAN	25	22	2020 TOTALS	819	259
DROSOS	1	0	LANDMAN	36	25	PASSARELLO	0	0	SIMON	0	0	2019 TOTALS	1405	443
FAURIA	0	0	LANG	24	13	PELL	5	0	SMITH, A.	0	0			
FILLIP	11	3	LEE	0	0	PERRY, M.	10	2	SMITH, D.	12	0			
FISHER	1	0	LEMONIOUS-CRAIG	1	0	PERRY, Q.	2	0	STACKS	0	0			
FONTENOT	23	11	LEWIS, B.	0	0	PITTMAN	1	0	STANLEY	16	11			
FOSU	0	0	LEWIS, I.	22	0	POHAHAU	0	0	STEFANO	29	—			

Returning Highs & Lows:

MOST GAMES: 1,080 (2005), 1,072 (2016), 1,053 (2006), 1,027 (2017), 924 (2001). **MOST STARTS:** 412 (2016), 327 (2015), 326 (2001), 314 (2014), 313 (2010).

FEWEST GAMES: 674 (2012), 694 (2000), 752 (2019), 761 (2004), 761 (2020). **FEWEST STARTS:** 179 (2019), 182 (2004), 193 (2018), 220 (1995), 223 (2000, 2012).

LAST TRUE FRESHMEN TO START: CB Christian Gonzalez (2020); CB Tarik Luckett, TB Jaren Mangham, S Mark Perry, DT Na'im Rodman, CB K.J. Trujillo (2019); DE Israel Antwine, OT Frank Fillip, WR Dimitri Stanley (2018); TB Patrick Carr, CB Nick Fisher, CB Isaiah Oliver, ILB Grant Watanabe (2015); WR Shay Fields, WR Donovan Lee, DE Christian Shaver, S Evan White (2014).

LAST TRUE FRESHMEN TO START AT QUARTERBACK: Sefo Liufau (2013), Tyler Hansen (2008), Craig Ochs (2000), Koy Detmer (1992). **IN A SEASON OPENER:** Has not occurred.

LAST TRUE FRESHMEN TO START AT RUNNING BACK: TB Patrick Carr (2015), Michael Adkins II (2013), Donta Abron, Christian Powell (2012); Darrell Scott (2008),

Rodney Stewart (2008), Brian Lockridge (2007), Brian Calhoun (2002), Marcus Houston (2000). **IN A SEASON OPENER:** Kent Kahl (1991).

LAST REDSHIRT FRESHMEN TO START: OG Casey Roddick, DT Jalen Sami, WR Dimitri Stanley (2019), DE Terrance Lang, CB Chris Miller, OG Jake Moretti, C Colby Pursell,

TE Brady Russell, OT William Sherman, OLB Carson Wells (2018); CB Trey Udoffia (2017); OT Aaron Haigler, OG Tim Lynott, QB Steven Montez (2016).

LAST PLAYERS TO START FOR THE FIRST TIME AS A SENIOR: QB Sam Noyer (2020); TE Beau Bisharat, S Lucas Cooper, OLB Nu'umotu Falo, OT Arlington Hambright,

TE Jalen Harris, S Mikial Onu, OG Jack Shutack, OLB Alex Tchangam (2019); TB Kyle Evans, TB Travon McMillian, S Kyle Trego (2018); Six players in 2011.

LAST PLAYERS TO START WHILE A WALK-ON: OG Jack Shutack (2019); FS Ryan Moeller (2014); FB Jordan Murphy (2013); WR Dusty Ebner, C Keenan Stevens (2009).

STARTING STREAKS

Through one game in 2020, **ILB Nate Landman** has made the most consecutive starts with 25; he is followed by **OT Will Sherman** (22) and **OG Kary Kutsch** (13), **OLB Carson Wells** (10), **S Derrion Rakestraw** (10) and **DE Terrance Lang** (9).

FIVE HAVE MADE FIRST CAREER STARTS IN 2020

In the 2020 season opener against UCLA, five Buffaloes made their first career starts: **WR Daniel Arias**, **WR Maurice Bell**, **TB Jarek Broussard**, **CB Christian Gonzalez**, and **QB Sam Noyer**. Gonzalez made some history:

Historically: Only 14 true freshmen have started from scrimmage for CU in a season opener: **TB Billy Waddy**, 1973 (at Louisiana State); **CB Victor Scott** and **OLB Scott Hardison**, 1980 (at UCLA); **HB Eric Bieniemy**, 1987 (vs. Oregon); **OG Clint Moore**, 1991 (vs. Wyoming); **ILB Jordon Dizon**, 2004 (vs. Colorado State); **CB Greg Henderson**, 2011 (vs. Hawai'i); **CB Kenneth Crawley** and **WR Gerald Thomas**, 2012 (vs. Colorado State); **ILB Addison Gillam**, 2013 (vs. Colorado State); **WR Shay Fields** and **DE Christian Shaver**, 2014 (vs. Colorado State); **DE Israel Antwine**, 2018 (vs. Colorado State) and **CB Christian Gonzalez**, 2020 (vs. UCLA). Add a 15th for the first play of the game/season on special teams (kickoff coverage team): **PK Kevin Eberhart** (2003, kicked off vs. CSU in Denver).

ANNUAL FIRST-TIME STARTERS: 1984 (29), 1985 (9), 1986 (15), 1987 (14), 1988 (16), 1989 (7), 1990 (16), 1991 (23), 1992 (15), 1993 (7), 1994 (6), 1995 (11), 1996 (8), 1997 (14), 1998 (27), 1999 (14), 2000 (16), 2001 (12), 2002 (16), 2003 (20), 2004 (12), 2005 (11), 2006 (24), 2007 (18), 2008 (15), 2009 (18), 2010 (21), 2011 (21), 2012 (21), 2013 (12), 2014 (14), 2015 (23); 2016 (5); 2017 (11); 2018 (24); 2019 (20); **2020 (5)**.

EXPERIENCE ANALYSIS

A look at annual fluctuations in the percentage of upperclassmen starting games over the two decades at Colorado; in **2012**, the Buffaloes started its fewest seniors believed ever (**17.8%**) and a record number of freshmen (**28.0%**; **21.6%** true frosh). A year-by-year glance at starts by class since 1999:

Season	G	SR	JR	SO	FR	(RS-True)	UpperCl%	Fr-Pct.	Season	G	SR	JR	SO	FR	(RS-True)	UpperCl%	Fr-Pct.
1999	12	115	42	86	21	(20- 1)	59.5	8.0	2010	12	82	111	37	34	(22-12)	73.1	12.9
2000	11	55	116	38	33	(15-18)	70.7	13.6	2011	13	141	55	57	33	(10-23)	68.5	11.5
2001	13	102	95	83	7	(7- 0)	68.9	2.4	2012	12	47	84	59	74	(17-57)	49.6	28.0
2002	14	155	130	14	9	(0- 9)	92.5	2.9	2013	12	70	92	69	33	(4-29)	61.4	12.5
2003	12	105	49	78	32	(14-18)	58.3	12.1	2014	12	83	50	96	35	(18-17)	50.4	13.3
2004	13	72	103	100	11	(0-11)	61.2	3.8	2015	13	59	110	86	31	(25- 6)	59.1	11.7
2005	13	116	112	48	10	(4- 6)	79.7	3.5	2016	14	141	116	27	24	(24- 0)	83.4	7.8
2006	12	92	84	73	15	(11- 4)	66.7	5.7	2017	12	127	85	44	8	(8- 0)	80.3	3.1
2007	13	89	106	42	49	(29-20)	68.2	17.0	2018	12	91	66	57	50	(35-15)	59.5	18.9
2008	12	106	54	63	41	(24-17)	60.6	15.5	2019	12	86	77	68	33	(21-12)	61.7	12.5
2009	12	57	90	89	28	(24- 4)	55.7	10.6	2020	1	6	9	6	1	(0- 1)	68.2	4.5

**2020 PARTICIPATION CHART**

The participation chart for the 2020 Colorado Buffaloes; KEY: **\$**—started; **✓**—played; **DNP**—dressed, but did not play; **INJ**—injured/illness; **SSP**—suspended; **(—)**—denotes did not dress; **●**—saw first action as a Buffalo in 2020:

Player	UCLA	Stan	ASU	USC	UA	UU	TBD
APPLETON	✓						
ARIAS	\$						
● BEDELL	✓						
BELL	\$						
● BETHEL	✓						
BLACKMON	\$						
BROUSSARD	\$						
CARPENTER	DNP						
CATE	—						
CHANDLER	—						
CHRISTIAN-LICHTENHAN	DNP						
CICCARONE	—						
CLAYTON	DNP						
DAVIS	✓						
DEITCHMAN	DNP						
DOSS	✓						
● DROSOS	✓						
FAURIA	INJ						
FILLIP	\$						
● FISHER	✓						
FONTENOT	INJ						
FOSU	—						
FRANCIS	DNP						
● GONZALEZ	\$						
GRANT	DNP						
● GROTH	✓						
GUSTAV	✓						
HAM	DNP						
HARRIS	DNP						
HARRISON	—						
HORNE	—						
JACKSON, Ja.	✓						
JACKSON, Ju.	INJ						
JOHNSON, A.	INJ						
JOHNSON, M.	\$						
JONES	\$						
JORDAN	—						
JYNES	✓						
KUTSCH	\$						
LANDMAN	\$						
LANG	\$						
LEE	DNP						
● LEMONIOUS-CRAIG	✓						
LEWIS, B.	DNP						
LEWIS, I.	✓						
LUCKETT	—						
● LYLE	✓						
LYNCH, D.	—						
● LYNCH, M.	✓						
LYTLE, C.	DNP						
LYTLE, T.	✓						
MAGRI	✓						
MANGHAM	✓						
MILLER, C.	\$						

Player	UCLA	Stan	ASU	USC	UA	UU	TBD
MILLER, K.	DNP						
MONTGOMERY	✓						
MURRAY	✓						
NIXON	INJ						
NOYER	\$						
OATS	—						
ORTEGA	—						
PASSARELLO	—						
PELL	✓						
PERRY, M.	\$						
PERRY, Q.	✓						
● PITTMAN	✓						
POHAHAU	—						
POPLAWSKI	INJ						
PRICE	✓						
PURSELL	\$						
RAKESTRAW	\$						
RAY	INJ						
● RICE	✓						
ROBINSON	✓						
RODDICK	\$						
RODMAN	✓						
RUSSELL	\$						
SAMI	\$						
SCHMANSKI	DNP						
SCOFIELD	DNP						
SEAVALL	—						
SENN	DNP						
SHENAULT	SSP						
SHERMAN	\$						
SIMON	DNP						
SMITH, A.	DNP						
STACKS	DNP						
STANLEY	\$						
STEFANO	✓						(retired)
STILLWELL	INJ						
● STRIKER	✓						
● THOMAS	✓						
TOWNSEND	—						
TRAVIS	DNP						
TRUJILLO	✓						
VAN DIEST	✓						
● WATTS	✓						
WELLS	\$						
● WILEY	✓						
● WILLIAMS, Al.	✓						
WILLIAMS, Au.	DNP						
● WILLIAMS, M.	✓						
WILLIS	—						
WRAY	INJ						
DRESSED	79						
PLAYED	58						

Inactive/Ineligible (2020): Alfano, Byrd, Hall, Jacob. Injured/Season: D. Smith.
Opt-Out: Newman. Entered Transfer Portal: Anglen.

17 PLAYERS HAVE SEEN FIRST CU ACTION IN 2020

A total of **17** players have seen their first action in a CU uniform this season (all 17 did so against UCLA; the record 34 was set in 2018). Here is the breakdown by class of those players (*—mainly special teams duty):

TRUE FRESHMEN (7): SN *Travis Drosos, CB Christian Gonzalez, WR Montana Lemonious-Craig; WR Brenden Rice, S *Toren Pittman, OLB *Alvin Williams, ILB *Mister Williams.

REDSHIRT FROSH (3): SN *Derek Bedell, WR *Jake Groth, OL *Jake Wiley.

SOPHOMORES (2): CB Nigel Bethel, CB *Jaylen Striker.

JUNIORS (3): DB *Anthony Lyle, P *John Watts, OLB Guy Thomas.

GRADUATE TRANSFERS (2): TE *Nick Fisher, TE Matt Lynch.

Recent counts: **32** (2019), **45** (2018), **25** (2017), **23** (2016), **35** (2015), **26** (2014), **18** (2013), **26** (2012), **33** (2011), **26** (2010), **22** (2009), **30** (2008).

LINDY'S LIKES BOULDER—Lindy's Sports College Football gave CU two high rankings in its annual list of lists: **Ralphie** was named the No. 1 live mascot in the nation, and **Folsom Field** was selected as the third best stadium to "take a selfie."

**HEAD COACH KARL DORRELL**

Karl Dorrell is in his first season as the head coach at Colorado, his sixth as a head coach on the collegiate level; he was named CU's 27th full-time coach on February 23, 2020: he is **1-0** at Colorado and owns an overall **36-27** record. A truly veteran coach with a pedigree second to none, he started as a graduate assistant at his alma mater (UCLA) in 1988 and has spent the last 32 seasons coaching football, almost evenly split between college (18 years) and the National Football League. He joined the Buffaloes from the Miami Dolphins, where he coached the wide receivers in 2019 and had just been promoted to assistant head coach, but Dorrell was no stranger to Colorado and Boulder. **Bill McCartney** hired him ahead of the 1992 season as CU's receivers coach, his first Division I-A/FBS job; he left CU for one year at Arizona State in 1994, but when **Rick Neuheisel** was named head coach after McCartney retired, he returned for his second stint at the school, this time as offensive coordinator, receivers and quarterbacks coach for the 1995-98 seasons until he accompanied Neuheisel to the University of Washington in 1999. The lure of the state of Colorado brought him back a third time, in this instance as the wide receivers coach for the Denver Broncos for the 2000, 2001 and 2002 seasons until his alma mater came calling and named him its head coach. He was 35-27 in five seasons at UCLA (2003-07), and would then go on to spend 12 of the next 13 years in the NFL.



	Overall	Home	Road	Neutral	2nd Half	Ranked	Unranked	Non-league	League	Bowls
Dorrell at Colorado.....	1-0	1-0	0-0	0-0	0-0	0-0	1-0	0-0	1-0	0-0
Dorrell / Career.....	36-27	25-7	10-17	1-3	13-19	6-13	30-14	11-9	25-18	1-3
COLORADO STREAKS: 2-game plus wins, 2-game plus losses: 0, 0 . 3-game plus wins, 3-game plus losses: 0, 0 . 4-game plus wins, 4-game plus losses: 0, 0 . 5-game plus wins, 5-game plus losses: 0, 0 . 6-game plus wins, 6-game plus losses: 0, 0 . Longest winning streak: 0 . Longest losing streak: 0 .										

DORRELL / COACHING EXPERIENCE

1988	UCLA	Graduate Assistant (offense)	2000-02	Denver (NFL)	Receivers
1989	Central Florida	Receivers	2003-07	UCLA	Head Coach
1990-91	Northern Arizona	Offensive Coordinator/Receivers	2008-10	Miami (NFL)	Receivers
1992-93	Colorado	Receivers	2011	Miami (NFL)	Quarterbacks
1994	Arizona State	Passing Game Coordinator/Receivers	2012-13	Houston (NFL)	Quarterbacks
1995-97	Colorado	Offensive Coordinator/Receivers	2014	Vanderbilt	Offensive Coordinator/Quarterbacks
1998	Colorado	Offensive Coordinator/Quarterbacks/Receivers	2015-18	New York Jets (NFL)	Receivers
1999	Washington	Offensive Coordinator/Receivers	2019	Miami (NFL)	Receivers (promoted to Asst. Head Coach for 2020)

- ◆ Dorrell, 56, has coached in a total of **429** football games in his career (**63** as a collegiate head coach; **106** as a Division I assistant for **169** total in NCAA Division I/FBS; **22** as an I-AA/FCS assistant and **10** in Division II); plus **228** as an assistant in the NFL (224 regular season, four playoff).
- ◆ He has coached in eight bowl games (1993 Fiesta, 1993 Aloha, 1996 Cotton, 1999 Holiday, 2003 Silicon Valley, 2004 Las Vegas, 2005 Sun, 2006 Emerald).
- ◆ In his two previous stints at Colorado, the Buffaloes were 50-19-2 (17-5-2 under Bill McCartney, 1992-93; 33-14 under Rick Neuheisel, 1995-98).
- ◆ He is the third African-American head football coach at Colorado, as **Jon Embree** headed the program in 2011-12 and Mel Tucker (2019). He joins **David Shaw** (10th year at Stanford), **Herm Edwards** (third season at Arizona State), **Kevin Sumlin** (third season at Arizona) and **Jimmy Lake** (first-year at Washington) as Black head coaches in the Pac-12 Conference.
- ◆ How much did Dorrell and his family love Colorado? They had a house built here in nearby Lafayette as he decided that when his coaching days were over, they wanted to retire to the state. Thus, this is definitely his dream job and he was actually headed to town for a few days prior to planning to attend the 2020 NFL Combine when he got the call from athletic director **Rick George** about interviewing for the vacant head coaching position.
- ◆ In his first two stints at Colorado, he coached three All-Americans (**Michael Westbrook** in 1992, **Charles Johnson** in 1993, **Rae Carruth** in 1996), ___ All-Conference (Big 8 or Big 12) performers on various levels (receivers Westbrook, Johnson, Carruth, **Phil Savoy** all first-team, along with **Darrin Chiaverini**, **Javon Green** and **James Kidd** and quarterback Mike Moschetti). Johnson, Westbrook and Carruth were all first round NFL draft picks.
- ◆ Dorrell is not the first to be hired as the head coach at Colorado who previously was an assistant coach at the school; in fact, he is the fifth. He joins an impressive list of those who spent time in Boulder as an assistant before being named head coach: **Frank Potts** (assistant for the 1927-39, 1941-43 and 1946-47 seasons), **Rick Neuheisel** (1994), **Gary Barnett** (1984-91) and **Jon Embree** (1993-2002). Dorrell joined the Buffs the season after Barnett was named head coach at Northwestern, and Neuheisel actually had replaced Dorrell on the Colorado staff under **Bill McCartney**.
- ◆ Dorrell is also the third CU coach to take over the program after signing day: **Chuck Fairbanks** arrived in Boulder on April 4, 1979 after a lengthy court battle with the New England Patriots to release him from their contract, and McCartney was hired on June 9, 1982 after Fairbanks left to coach New Jersey in the fledgling United States Football League (USFL).
- ◆ Dorrell will become the seventh Colorado head coach to have their debut at the reins of the program televised nationally (ESPN2), as he will join **Chuck Fairbanks** (ESPN; 1979 vs. Oregon), **Rick Neuheisel** (ABC; 1995 at Wisconsin), **Gary Barnett** (FOX; 1999, Colorado State in Denver), **Jon Embree** (ESPN2; 2011 at Hawai'i), **Mike MacIntyre** (CBS-SN; 2013, Colorado State in Denver) and **Mel Tucker** (ESPN; 2019, Colorado State in Denver).
- ◆ A 1986 graduate of UCLA, earning his bachelor's degree in Psychology, also earning a minor in Business Administration. A member of **Terry Donahue's** seventh recruiting class at UCLA, he lettered four years at wide receiver for the Bruins (and actually played a game against CU in Boulder in 1982; he caught one pass for 23 yards from **Rick Neuheisel**). He played his entire Bruin career for Donahue, who would coach UCLA for 20 seasons (1976-95).
- ◆ **CONTRACT.** Dorrell was officially named CU's 27th full-time head coach on Feb. 23, 2020, and signed a 5-year contract worth \$18 million overall (\$500,000 base; \$1.2 million radio/TV income & public appearances; \$1.2 million with promotions and fundraising income), plus various annual incentives that add to \$300,000. The radio/TV income and promotion/fundraising components will increase annually by \$100,000; thus \$3.2 million for the first year, \$3.4 for the second, etc., not including additional income from any of several incentive components. The contract runs through Dec. 31, 2024.
- ◆ **Dorrell** is not a voter for the 2020 *USA Today*/ESPN Coaches poll; coaches are selected by a random draw. CU's head coach voted every season from 1987-2009, and the Buffalo coach has had a vote now for the 29 of the last 34 seasons.

[illegible]

**DORRELL / DID YOU KNOW**

- In his first two seasons at Colorado under **Bill McCartney** (1992-93), he coached the wide receivers; he returned as offensive coordinator from 1995-98 under **Rick Neuheisel**, also coaching the receivers. Neuheisel coached the quarterbacks from '95 through '97, then added the quarterbacks to Dorrell's coaching chores in 1998. When Neuheisel was hired by Washington in January 1999, Dorrell accompanied him and became the Huskies offensive coordinator and receivers coach, where he coached future NFL receiver **Dane Looker**.
- In his first game ever as an offensive coordinator – for Colorado on Sept. 2, 1995 at No. 21 Wisconsin, he called one of the best games by any offensive coordinator on the road against a ranked team in college football history. The Buffs rolled up 507 yards of offense (278 passing, 229 rushing) in a 43-7 win over the Badgers. It remains the most points and yards on the road against any opponent, much less a ranked foe, in the first game by an offensive coordinator in CU history.
- In his career he has coached a College Hall of Famer (**Michael Westbrook**); a Fred Biletnikoff Award finalist (**Rae Carruth**); three pairs of 1,000-yard receivers in the same season (Westbrook, **Charles Johnson** at CU; **Rod Smith** and **Ed McCaffrey** at the Denver Broncos; **Brandon Marshall** and **Eric Decker** at the N.Y. Jets); four Pro Bowl selections (Smith in 2000, 2001; Matt Schaub in 2012; Marshall in 2015); three first round draft picks (Westbrook, No. 4 overall; Johnson, Carruth), and five CU receivers in all being selected (Phil Savoy in '98 and Darrin Chiaverini in '99).
- In his two previous stints at Colorado, he coached **seven** receivers who are still among the top 20 in school history in receptions and yards. And of the **18** games at Colorado where two receivers gained 100 or more yards in the same game, he coached in **seven** of those contests.
- Dorrell's UCLA teams were **24-7** at home (**77.4** winning percentage); that included a **6-3** mark against ranked teams. His 2005 team finished with a 10-3 record, as he was selected as the Pacific 10 Conference's co-coach of the year.
- In the history of college football, **655** different head coaches have led their teams to bowl games. Of those, only **32** coached their first five teams into the postseason, and Dorrell is one of those 32, as all five of his teams at UCLA played in postseason bowls. His streak is one of only **five** who are currently active among the 130 FBS head coaches: **12** seasons—Dabo Swinney, Clemson; **9**—James Franklin, Vanderbilt/Penn State; **8**—Gus Malzahn, Arkansas State/Auburn; **6**—Blake Anderson, Arkansas State; **5**—**Karl Dorrell, UCLA (Colorado)**; next up: **4**—Kirby Smart, Georgia. Others among the 32 include Tom Osborne, Nebraska (first 25 teams coached earned bowl invitations), Bob Stoops, Oklahoma (18), Lloyd Carr, Michigan (13), Phillip Fulmer, Tennessee (13), Jim Tressel, Ohio State (10), Pete Carroll, USC (9), Mike Leach, Texas Tech/Washington State (9), David Shaw, Stanford (8), Chris Peterson, Boise State (7), Troy Calhoun, Air Force (6), Larry Coker, Miami-Fla. (6) and Jimbo Fisher, Florida State (6). *(Twenty-five have coached their first six teams into the postseason; 20 their first seven.)*

- **Developing Players.** Throughout his career, Dorrell has been challenged to develop rookies as well as take veterans to the next level. Some examples:

Charles Johnson & Michael Westbrook, Colorado. Dorrell arrived at CU in an offseason where the Buffaloes were converting from an option offense for the previous seven seasons to a one-back, pro-style passing attack. But CU hadn't really recruited for that style of an offense so as a young coach, he had great challenge from the get-go. The end result? The pair combined for 133 receptions for 2,209 yards and 13 touchdowns, averaging a 16.6 yards per catch. The pair alone combined for more receiving yards than any of the previous seven CU teams had for a season.

Rae Carruth. Before his well-documented troubles after graduating from CU, Carruth was a first-team All-American receiver in 1996. He emerged from the shadows of former teammates Johnson and Westbrook to have back-to-back 1,000-yard seasons, joining Johnson as the only duo to accomplish the feat in program history at the time. Over his final two seasons, Carruth had monster numbers: 107 catches for 2,124 yards (19.9 yards per) and 17 touchdowns, with 75 of those receptions earning first downs.

Rod Smith, Denver Broncos. In his first five seasons in the NFL, he caught 257 passes for 3,811 yards and 25 touchdowns; with Dorrell as his position coach for three years (2000-02), he had 302 receptions for 3,972 yards and 24 TDs.

Ed McCaffrey, Denver Broncos. McCaffrey was in his 10th NFL season, his sixth with the Broncos, when he first came under the tutorship of Dorrell for the 2000 season. He would post career-high numbers that season: 101 receptions for 1,317 yards (with 9 touchdowns). In 2001, he suffered a broken leg in the season opener, but he would come back under Dorrell's supervision to start all 16 games in 2002, making 69 grabs for 903 yards and two scores.

Ashley Lelie, Denver Broncos. Dorrell had him for his rookie season in 2002, playing a significant role in his early development, when he emerged with the third-best numbers by the receivers on the team. Two years later, he would become a 1,000-yard receiver teaming with Smith.

Brandon Marshall, N.Y. Jets. Coming off a season with the Chicago Bears that saw him produce the lowest numbers of his career since he became a starter, Marshall rebounded the second time he was under Dorrell's coaching in 2015 to have his second best season in his 13-year career, catching 109 balls for 1,502 yards and a league-high 14 touchdowns. He had two 1,000-yard seasons with Dorrell earlier in the decade at Miami.

Robby Anderson, N.Y. Jets. Signed by the Jets as an undrafted free agent out of Temple, he started eight games as a rookie and had been a regular ever since. He caught 42 passes for 587 yards (two TDs) as a rookie in 2016, and under Dorrell's wing, caught 113 the next two seasons for 1,693 yards and 13 touchdowns, averaging a healthy 15.0 yards per catch.

DaVante Parker, Miami Dolphins. Parker at best was an average receiver in his first four years in the NFL. Dorrell coached him in his fifth season in the league, and finished with career highs across the board – 72 receptions for 1,202 yards and nine touchdowns – he really came on during the second half of the year when Dorrell's coaching really took hold (48 catches for 859 yards and six scores over the final nine games), averaging an "old school" 17.9 yards per catch during that span).

Davone Bess, Miami Dolphins. An undrafted free agent out of Hawai'i, Bess would blossom under Dorrell's coaching. He caught 54 passes as a rookie in 2008, and in four years with Dorrell as his position coach, he would catch 260 passes for 2,669 yards and 11 TDs. In 2010, he teamed with Brandon Marshall to form one of the top pass-catching duos in the league, their 165 combined receptions the most by a tandem in team history

Brian Hartline, Miami Dolphins. A fourth round pick out of Ohio State by the Dolphins in the 2009 draft, he was the fourth receiver on the depth chart while Dorrell was with the club. But he still got his coaching early on in his career, and when the top of the depth cleared due to attrition, he would emerge as a two-time, 1,000-yard receiver in 2012 and 2013.

Matt Moore, Miami Dolphins. Dorrell also parlayed his coaching influences when he has had the opportunity to coach quarterbacks. In 2011, he molded Moore, who had started 13 games in his first three years in the league, into the team's starter who completed 60.5 percent of his passes for 2,497 yards and 16 touchdowns (his 87.1 rating was the fifth-best in the AFC). Some eight years later, Moore has been one of the league top backup QB's, playing a key role at times in Kansas City's run to its first Super Bowl title in 50 years.

Matt Schaub, Houston Texans. In 2012, Schaub led the Texans to a 12-4 record and the AFC South Division title by passing for 4,008 yards and 22 touchdowns. His rating (90.7) was the fourth-best in the AFC and ninth-best overall in the league. It was his second best career among 16 seasons in the NFL (2004-19), and those numbers came in a year after he missed six games due to injury the year before.

**CU, STANFORD LEAD IN AFRICAN-AMERICAN HEAD COACHES**

CU is one of two schools on the FBS/Division I-A level to have had three African-American head coaches lead their football programs. Since Wichita State hired **Willie Jeffries** in 1979 as the first black head coach in college football's top division, just nine schools have had as many as two full-time AA coaches. The list:

School	No.	Coaches (Seasons)
Colorado	3	Jon Embree (2011-12), Mel Tucker (2019), Karl Dorrell (2020-)
Stanford	3	Dennis Green (1989-91), Tyrone Whittingham (1995-2001), David Shaw (2011-present)
Bowling Green	2	Dino Babers (2014-15), Mike Jinks (2016-18)
East Carolina	2	Ruffin McNeill (2010-15), Scottie Montgomery (2016-18)
Louisville	2	Ron Cooper (1995-97), Charlie Strong (2010-13)
Michigan State	2	Bobby Williams (1999-2002), Mel Tucker (2020-)
New Mexico State	2	Tony Samuel (1997-2004), DeWayne Walker (2009-13)
South Florida	2	Willie Taggart (2013-16), Charlie Strong (2017-19)
Vanderbilt	2	James Franklin (2011-13), Derek Mason (2014-present)

DORRELL'S 1,000-YARD RECEIVERS

Over the course of his career, Karl Dorrell has had a role in coaching 11 different receivers to 18 1,000-yard seasons. The list:

Year	Team	Players, Totals (No-Yards-TD)
1992	Colorado	Charles Johnson (57-1149-5) Michael Westbrook (76-1060-8)
1993	Colorado	Charles Johnson (57-1082-9)
1994	Northern Arizona	Rod Alexander (63-1028-6)
1995	Colorado	Rae Carruth (53-1008-9)
1996	Colorado	Rae Carruth (54-1116-8)
2000	Denver (NFL)	Rod Smith (100-1602-8) Ed McCaffrey (101-1317-9)
2001	Denver (NFL)	Rod Smith (113-1343-11)
2002	Denver (NFL)	Rod Smith (89-1027-5)
2003	UCLA	Craig Bragg (73-1065-5)
2010	Miami (NFL)	Brandon Marshall (86-1014-3)
2011	Miami (NFL)	Brandon Marshall (81-1214-6)
2015	N.Y. Jets (NFL)	Brandon Marshall (109-1502-14) Eric Decker (80-1027-12)
2019	Miami (NFL)	DaVante Parker (72-1202-9)
Year	Team	Players, Totals (No-Yards-TD)

WHAT THEY'VE SAID ABOUT KARL DORRELL**BRIAN FLORES, Miami Dolphins Head Coach (2019-present)**

"The University of Colorado hit a home run hiring Karl as their head coach. I'm excited for him to have this opportunity. He is a great teacher and excellent leader. He is a coach I would want my kids to play for."

BILL MCCARTNEY, Colorado Head Football Coach (1982-94)

"Awesome, that's fabulous. Karl Dorrell is the real deal. He's genuine, he's authentic and extremely talented. I'm a Buff to the core, through and through, and this really excites me. This is a big, big deal and I am thrilled and overjoyed. Why? Because you have to get the right people in leadership, everything comes down to leadership. And with CU getting a man like Karl to lead the program, that's a feather in Rick George's cap. When Rick came on board for us (as recruiting coordinator in 1987), he improved our recruiting, and 30 years later, he's still getting it done."

ED MCCAFFREY, Denver Bronco Receiver (1995-2003)

"Coach Dorrell is a true pro with a wealth of football coaching experience. I enjoyed my time with him as my position coach with the Broncos. His strong communication and intelligent leadership helped us achieve great success as a unit. His return to CU is a good hire for the program and will bring steady hand."

MIKE MOSCHETTI, Colorado Quarterback (1998-99)

"Karl is a smart, hard-nosed football coach who isn't flashy. When he says something, you will trust it, you will run through a wall for him. He has incredible experience, and he knows the challenges and in his previous stops coaching at Colorado in the 1990s, he has recruited to the academic challenges that coaches face with the high standards academic-wise at the University of Colorado. I was at the game in 2006 when his UCLA team beat No. 2 ranked USC and Pete Carroll that kept them out of the BCS title game. I can't wait to see what he does with the Buffs – we have been to just one bowl game in the last 12 or so years, and he led UCLA to five straight bowl games. He knows the tradition, and I know he's grateful for the opportunity to be a head coach again."

RICK NEUHEISEL, Colorado Head Football Coach (1995-98)

(Rick and Karl were teammates at UCLA.) *"I'm very happy for Karl. Colorado definitely hit a home run. Karl's very knowledgeable, very passionate, and I know he loved his time in Boulder. His strong point is organization and leadership. He's always been an offensive guy, and by spending a lot of time in the NFL, he's learned even more. This is making me a bit nostalgic about the fun we had coaching together with the Buffs and when we played together at UCLA*

– he was my go-to guy." (Neuheisel was a quarterback at UCLA, Dorrell his top receiver).

ROD SMITH, Denver Bronco Receiver (1995-2007)

"I want to say congratulations to Coach Karl Dorrell and the CU Buffaloes. I had personal experience with him, he took my game to a whole new level. I was doing really well, but when I got with him, in three years (under him) I had over 300-plus catches, pro bowls and all that stuff. He's a technician, he knows what he's doing, he's been around and he's studied with some of the best. I can tell you right now, this team, this program is about to take off. Coach Dorrell, I appreciate you and thank you for everything you've done for me and I'm looking forward to the CU Buffaloes go to a whole new level."

KORDELL STEWART, Colorado Quarterback (1991-94)

"Karl was and is a smart coach, understands all aspects of the game of football. When he was at Colorado when I was there, he had what I would call 'young energy,' to where I think Michael (Westbrook), CJ (Charles Johnson), Phil Savoy and the other receivers really respected him. He made them understand the game through the eyes of a quarterback, which isn't always easy to do. I'm excited about this opportunity for him. With his combination of head coaching experience at UCLA and his time as a position coach in the NFL, he brings a tremendous amount of credibility to the table. I would hope that the players on the team now and the incoming recruits will appreciate that – he's got the background that should earn him an enormous amount of respect. He understands how CU operates, understands the community, knows the lay of the land. It was important for Rick (George) to hire someone who understands the Colorado way and our tradition. Karl fits that mold of what CU is trying to do and will pick up the pieces that were broken with the last coach and put them back together. In time, he will make this thing really work."

MICHAEL WESTBROOK, CU All-American Receiver (1991-94)

"I'm glad to hear that someone with Karl's character will be CU's new coach. I loved Karl. He was a huge disciplinarian, but in both a good and tough way. It was definitely brought to your attention if you weren't doing what you're supposed to do. You come to realize that he'll be tough when he has to be, which is what young kids need, and in the end, that makes you a better player and a better person. He was very much like Bill McCartney in that manner, that was Karl's thing as well, they are cut from that same cloth. I know him, trust him, the program is in good hands and I'll enjoy coming back to watch the Buffaloes play under Karl."

**2020 COLORADO FOOTBALL STAFF**

Head Coach	Karl Dorrell (<i>UCLA '86</i>)	Offensive Assistant	Matt Butterfield (<i>Colorado '10</i>)
Assistant to Head Coach	Emily Funke (<i>Texas A&M '19</i>)	Quality Control/Offense	Reggie Moore (<i>UCLA '91</i>)
Offensive Coordinator / Receivers	Darrin Chiaverini (<i>Colorado '99</i>)	Quality Control/Defense	Bryan Cook (<i>Ithaca '98</i>)
Passing Game Coordinator / Quarterbacks	Danny Langsdorf (<i>Linfield '95</i>)	Quality Control/Defense	William Vlachos (<i>Alabama '11</i>)
Offensive Line	Mitch Rodrigue (<i>Nicholls State '88</i>)	Quality Control/Special Teams	Chris Reinert (<i>Vanderbilt '09</i>)
Running Backs	Darian Hagan (<i>Colorado '96</i>)	Quality Control/Recruiting	Junior Tanuvasa (<i>N.M. Highlands '09</i>)
Tight Ends	Taylor Embree (<i>UCLA '12</i>)	Director of Player Personnel	Bob Lopez (<i>Illinois State '77</i>)
Defensive Coordinator / Inside Linebackers	Tyson Summers (<i>Presbyterian '02</i>)	Asst. Director of Player Personnel	Chandler Dorrell (<i>Vanderbilt '17</i>)
Cornerbacks	Demetrice Martin (<i>Excelsior '06</i>)	Graphic Designer	Bo Savage (<i>Bethany College '15</i>)
Defensive Line	Chris Wilson (<i>Oklahoma '92</i>)	Recruiting Assistant	D.J. Bryant (<i>James Madison '12</i>)
Outside Linebackers	Brian Michalowski (<i>Arizona State '11</i>)	Recruiting Assistant	Andy Wang (<i>Kentucky '17</i>)
Safeties	Brett Maxie (<i>Texas Southern '85</i>)	Recruiting Assistant (Volunteer)	Deontrae Cooper (<i>CSU-Pueblo '15</i>)
Offensive Graduate Assistant	Jason Grossman (<i>Akron '19</i>)	Director of Football Video	Jamie Guy (<i>Cincinnati '98</i>)
Offensive Graduate Assistant	Donovan Williams (<i>Louisiana '16</i>)	Director of Strength & Conditioning	Drew Wilson (<i>King's College '00</i>)
Defensive Graduate Assistant	B.J. Johnson (<i>Georgia Southern '16</i>)	Asst. Strength & Conditioning Coach	Justin Brennan (<i>Mt. St. Joseph '10</i>)
Defensive Graduate Assistant	Aziz Shittu (<i>Stanford '16</i>)	Asst. Strength & Conditioning Coach	Cody Stout (<i>Indianapolis '14</i>)
Director of Football Operations	Bryan McGinnis (<i>San Jose State '07</i>)	Asst. Strength & Conditioning Coach	Teddy O'Connor (<i>New Hampshire '12</i>)
Asst. Director of Football Operations	Scott Unrein (<i>Colorado '11</i>)	Student Assistant Coaches: Curtis Chiaverini, Kolter Smith	

THE CLASS OF '20

Ahead of the 2020 season, 24 programs including CU hired new head coaches, 10 of whom (^) are first-time head coaches on the collegiate level. Here's a look at those coaches that make up the "class of 2020" and their records through games of November 7 (Note: Old Dominion opted out of the 2020 season):

Coach, School (2020 record)	W	L	Pct.	Coach, School (2020 record)	W	L	Pct.
Karl Dorrell, Colorado (0-0)	1	0	1.000	Eli Drinkwitz, Missouri (2-3).....	2	3	.400
Nick Rolovich, Washington State (1-0)	1	0	.000	Lane Kiffin, Mississippi (2-4).....	2	4	.333
^Shawn Clark, Appalachian State (5-1)	5	1	.833	Mike Leach, Mississippi State (2-4).....	2	4	.333
Willie Taggart, Florida Atlantic (3-1)	3	1	.750	Greg Schiano, Rutgers (1-2)	1	2	.333
Kalen DeBoer, Fresno State (2-1)	2	1	.667	Mel Tucker, Michigan State (1-2).....	1	2	.333
Brady Hoke, San Diego State (2-1)	2	1	.667	Mike Norvell, Florida State (2-5)	2	5	.286
Todd Graham, Hawai'i (2-1)	2	1	.667	^Dave Aranda, Baylor (1-4).....	1	4	.200
^Ryan Silverfield, Memphis (4-2)	4	2	.667	^Jeff Scott, South Florida (1-6).....	1	6	.143
^Jeff Hafley, Boston College (5-3)	5	3	.625	^Jimmy Lake, Washington (0-0)	0	0	.000
Steve Addazio, Colorado State (1-1)	1	1	.500	Danny Gonzales, New Mexico (0-2).....	0	2	.000
^Jeff Traylor, Texas-San Antonio (4-4)	4	4	.500	^Marcus Arroyo, UNLV (0-3).....	0	3	.000
^Sam Pittman, Arkansas (3-3)	3	3	.500	^Ricky Rahne, Old Dominion (0-0)	0	0	.000

BUFF ALUMNI IN THE FBS COACHING RANKS: Brad Bedell ('99), OL/RGC, Boise State; Jalil Brown ('10), CB, Boise State; Paul Creighton ('03), Fresno State, TE; David Gibbs ('90), DB, Missouri; Anthony Perkins ('11), CB, Colorado State; Jeff Smart ('09), QC/D, Missouri; Chidera Uzo-Diribe ('13, OLB, Kansas; Ryan Walters ('08), DC/DB, Missouri.

IN THE FCS: Cha'pelle Brown ('08), UC Davis, CB; Cedric Cormier ('01), Houston Baptist, I-WR; Cody Hawkins ('10), UC Davis, WR;

Jay MacIntyre ('18), WR, Tennessee-Martin;

IN DIVISION II: Pete Shinnick ('88), head coach at West Florida; John Donahoe ('03), CSU-Pueblo, WR; Chris Symington ('87), AHC/OL/RGC at CSU-Pueblo.

IN THE NAIA: Jason Burianek ('02), HC, Missouri Baptist.

IN THE NFL (see page with Buffs In the Pros).

SHINNICK EARNS TOP HONOR

Pete Shinnick ('88), who finished his fourth season as head coach at West Florida in 2019, was named the Gulf South Conference Coach of the Decade on June 18. Ow does someone win that honor after just four years? First, he started the program in 2016, and one year later, the team reached the Division II championship game. Four years later in 2019, West Florida won the title. Shinnick's Argos were the second-fastest football program to go from startup to national champion in NCAA history. At 9-1, UWF currently owns the best postseason winning percentage in NCAA history, despite never hosting a playoff game in Pensacola.

CU COACHES ON GAME DAY (2020)

The location for CU coaching staff during games (all except the quality control staff are among those allowed within the NCAA maximum to wear headsets):

SIDELINE: Head coach **Karl Dorrell** (on headset); **Darrin Chiaverini** (offensive coordinator/receivers), **Darian Hagan** (running backs), **Mitch Rodrigue** (offensive line), **Tyson Summers** (defensive coordinator/inside linebackers), **Demetrice Martin** (cornerbacks), **Chris Wilson** (defensive line), **Reggie Moore** (quality control/offense), **Bryan Cook** (QC/defense), **Chris Reinert** (QC/special teams), grad assistants **Jason Grossman** (offense) and **Aziz Shittu** (defense) and **Curtis Chiaverini** (student assistant coach).

COACHES BOOTH: **Danny Langsdorf** (quarterbacks/passing game coordinator), **Taylor Embree** (tight ends), **Brett Maxie** (safeties), **Brian Michalowski** (outside linebackers), **William Vlachos** (QC/defense) and graduate assistants **B.J. Johnson** (defense) and **Donovan Williams** (offense). Also up top are **Matt Butterfield** (offensive assistant) and **Kolter Smith** (student assistant coach).



INAUGURATIONS

Karl Dorrell was named the 27th full-time head coach in Colorado history last February 23, the 17th dating back to 1935; after the first 10 CU coaches opened 8-1-1, the next 10 lost all theirs; the last six have gone 3-3. **Rick Neuheisel** snapped the losing streak when his team defeated Wisconsin in Madison, 43-7 in 1995 (the first to win his opener since **Herbert Hoover** was U.S. President); **Mike MacIntyre** became just the second coach in that group to win his CU opener in an 81-year span with a 41-27 win over Colorado State in Denver in 2013; and **Mel Tucker** the third to do so in his inaugural game in 2019 over Colorado State in Denver, 52-31. Both teams have scored 10 or more points in a new CU chief's debut only 11 times, all since 1959. Overall, Colorado coaches are **12-14-1** in their debut games at the reins of the Buffaloes; here's a closer look (no head coach 1890-93; number in parenthesis indicates how many games that coach won in a row to begin career):

1894	Harry Heller (7)	EAST DENVER H.S.	W 46- 0	1959	Sonny Grandelius	WASHINGTON	L 12-21
1895	Fred Folsom (3)	DENVER MANUAL H.S.	W 36- 0	1962	Bud Davis	at Utah	L 21-37
1900	T.W. Mortimer (5)	at Denver Manual H.S.	W 29- 0	1963	Eddie Crowder	SOUTHERN CALIFORNIA	L 0-14
1903	Dave Cropp (3)	at State Prep School	W 40- 0	1974	Bill Mallory	at Louisiana State	L 14-42
1905	Willis Kleinholtz (6)	at North Denver H.S.	W 28- 0	1979	Chuck Fairbanks	OREGON	L 19-33
1906	Frank Castleman	STATE PREP SCHOOL	W 22- 0	1982	Bill McCartney	CALIFORNIA	L 17-31
1916	Bob Evans	ALUMNI	T 0- 0	1995	Rick Neuheisel (5)	at Wisconsin	W 43- 7
1918	Joe Mills	NORTHERN COLORADO	L 0- 9	1999	Gary Barnett	Colorado State (Denver)	L 14-41
1920	Myron Witham (2)	at Denver	W 31- 0	2006	Dan Hawkins	MONTANA STATE	L 10-19
1932	Bill Saunders (2)	at Colorado Mines	W 31- 0	2011	Jon Embree	at Hawai'i	L 17-34
1935	Bunny Oakes	at Oklahoma	L 0- 3	2013	Mike MacIntyre (2)	Colorado State (Denver)	W 41-27
1940	Frank Potts	at Texas	L 7-39	2019	Mel Tucker (2)	Colorado State (Denver)	W 52-31
1941	Jim Yeager	TEXAS	L 6-34	2020	Karl Dorrell	UCLA	W 48-42
1948	Dallas Ward	NEW MEXICO	L 6- 9				

... AND IN CONFERENCE PLAY

Head coaches have had more success in their first conference game piloting the Buffaloes, going **18-8** including this year when Karl Dorrell's first CU squad opened with the 48-42 win over UCLA (CU was an independent in 1905 when Willis Kleinholtz coached his lone season). He was the first since Gary Barnett won his Big 12 Conference debut, a 51-17 win over Kansas in Boulder; the last three CU head coaches lost their league lid-lifters. As far as winning their first conference game on the road, Tucker became the sixth to do so (number in parenthesis indicates how many conference games that coach won or lost in a row in his first year):

1894	Harry Heller	DENVER	W 44- 0 (4)	1959	Sonny Grandelius	at Oklahoma	L 12-42 (1)
1895	Fred Folsom	DENVER	W 28- 0 (1)	1962	Bud Davis	KANSAS STATE	W 6- 0 (1)
1900	T.W. Mortimer	COLORADO STATE	W 29- 0 (1)	1963	Eddie Crowder	at Kansas State	W 21- 7 (2)
1903	Dave Cropp	COLORADO STATE	W 5- 0 (4)	1974	Bill Mallory	IOWA STATE	W 34- 7 (1)
1906	Frank Castleman	DENVER	W 6- 0 (1)	1979	Chuck Fairbanks	at Oklahoma	L 24-49 (5)
1916	Bob Evans	WYOMING	W 16-10 (1)	1982	Bill McCartney	NEBRASKA	L 14-40 (1)
1918	Joe Mills	at Denver	L 0- 6 (1)	1995	Rick Neuheisel	at Oklahoma	W 38-17 (1)
1920	Myron Witham	at Denver	W 31- 0 (2)	1999	Gary Barnett	KANSAS	W 51-17 (1)
1932	William Saunders	at Colorado Mines	W 31- 0 (2)	2006	Dan Hawkins	at Missouri	L 13-28 (2)
1935	Bunny Oakes	COLORADO MINES	W 58- 0 (4)	2011	Jon Embree	WASHINGTON STATE	L 27-31 (6)
1940	Frank Potts	at Utah State	W 26- 0 (3)	2013	Mike MacIntyre	at Oregon State	L 17-44 (6)
1941	Jim Yeager	UTAH STATE	W 13- 7 (3)	2019	Mel Tucker	at Arizona State	W 34-31 (1)
1948	Dallas Ward	at Kansas	L 7-40 (1)	2020	Karl Dorrell	UCLA	W 48-42 (?)

COLORADO NEAR THE TOP IN ALL-TIME 1,000-YARD / 2,000-YARD CAREER RUNNERS

In 2018, **Travon McMillian** became the 54th player in Colorado history rush for 1,000 or more yards in a career, doing so with 1,009 yards in his only season in Boulder after being a graduate transfer from Virginia Tech. **QB Steven Montez** could be next in line, as he enters his senior year with 807 yards (he's well over 1,00 yards when you subtract sacks); he's looking to become the seventh quarterback to crack 1,000 career rushing yards. CU is sixth all-time in known 1,000-yard runners (many schools don't know the number). Oklahoma tops the list with 77, as well the 2K list with 32 (the Buffs are tied for 11th with the most 2,000-yard career runners, 19). The all-time leaders in players who have reached the career 1K and 2K plateaus:

Oklahoma	77/32	Texas A & M	47/20	Illinois	44/17	Indiana	41/13	Kentucky	36/ 9	Florida	--/18	
Ohio State	69/27	Arkansas	47/18	South Carolina	44/16	North Carolina	41/13	Mississippi State	35/11	Colorado State	28/18	
Nebraska	65/30	Houston	47/15	Virginia	43/19	Virginia Tech	40/19	Wake Forest	34/11	Tennessee	26+/16	
Southern California	61/20	Iowa	47/15	Auburn	43/17	Boston College	40/17	Tulsa	34/15	Georgia	21+/16	
Alabama	60/20	Air Force	47/10	Georgia Tech	43/13	Georgia Southern	39/28	Utah State	32/ 4	Western Michigan	--/15	
Colorado	54/19	Duke	46/ 7	Minnesota	43/13	San Diego State	37/14	-----	-----	Utah	--/14	
Army	53/11	Oklahoma State	45/25	Florida State	42/15	Bowling Green	37/13	--only know 2k rushers--			New Mexico	25+/13
Texas	51/19	Syracuse	45/22	Northern Illinois	41/18	Mississippi	37/13	Michigan	--/20	SMU	21+/12	
West Virginia	50/15	Penn State	45/19	Wisconsin	41/17	Baylor	37/11	Clemson	--/20			
LSU	48/16	Mississippi	45/ 8	Michigan State	41/16	East Carolina	36/17	Northern Illinois	--/19			

In 1989, Colorado had four players on the roster at the same time with at least 1,000 career yards: **TB Eric Bieniemy**, **TB J.J. Flannigan**, **QB Darian Hagan** and **FB Erich Kissick**. Only two other times did the Buffs have three players that had hit that plateau on the same team, in 1993: **FB James Hill**, **TB Rashaan Salaam** and **TB Lamont Warren** and in 2015: **Christian Powell**, **Michael Adkins** and **Phillip Lindsay**.

Historical Note. Colorado was 1-yard away from another 2,000-yard rusher: the late **Carroll Hardy** ('54) ended his career with 1,999 yards. CU's SID at the time, **Fred Casotti**, never forgave himself for that one, especially since his final game came against Kansas State, when he had 10 carries for 238 yards. In that 38-14 win, the Buffs rushed 36 times for 493 yards, or 13.7 yards per; he no doubt could have picked up that extra yard. Hardy went on to play pro football and baseball, and his claim to fame was becoming the only player to pinch-hit for **Ted Williams** (he also pinch-hit for **Roger Maris** and **Carl Yastrzemski**).

**HISTORICALLY**

Colorado is in its second century of intercollegiate football, as the Buffaloes are in their 130th season of competition having played **1,262** games with an all-time record of **711-515-36**. CU currently stands 26th on the all-time win list and is 36th in all-time winning percentage (.578; the Buffs are 29th for those schools with 1,000 or more games played in Division I-A). Only 12 Division I schools have played more seasons of intercollegiate football than Colorado; Washington is the only Pac-12 school that matches CU's total of 131 (Cal is the only one who has played more games – 1,271), with only USC (848) and Washington (743) having won more games (CU is sixth in the league in winning percentage).

➔ In Boulder, the Buffs are **411-200-16 (.667)** all-time and **319-178-10 (.638)** in their 97th season on the “hilltop” (Folsom Field).

OVERTIME

Colorado is **7-9** all-time in overtime games (**4-6** at home), with seven losses by three points; the Buffs became the 84th team in FBS/I-A to play an overtime game when it played its first extra session affair against Missouri in 1999. Here's a chart summarizing the Buffs in overtime (*—denotes in Denver):

-----Total Yards-----									
Date	Opponent	Score	Regulation	Coin Toss	Choice	Offense	Defense	Notes	
Oct. 9, 1999	MISSOURI	W 46-39	39-39	Missouri	Defense	25	13	Ends with Ben Kelly INT	
Nov. 26, 1999	NEBRASKA	L 30-33	27-27	Nebraska	Defense	9	25	CU trailed 27-3 early in 4th	
Nov. 9, 2002	at Missouri	W 42-35	35-35	Missouri	Defense	25	18	Ends with Kory Mossoni FR	
Dec. 28, 2002	Wisconsin	L 28-31	28-28	Wisconsin	Defense	-2	5	Alamo Bowl	
Oct. 11, 2003	KANSAS	W 50-47	44-44	Colorado	Defense	25	7	Brian Calhoun 3-25, TD rushing in OT	
Oct. 23, 2004	at Texas A & M	L 26-29	26-26	Colorado	Defense	14	33	First CU turnover in an OT ends it	
Oct. 7, 2006	BAYLOR	L 31-34 (3 OT)	17-17	Colorado	Defense	42	72	Ends in 3OT on Baylor INT	
Sept. 1, 2007	*Colorado State	W 31-28	28-28	Colorado	Defense	7	16	Kevin Eberhart kicks GWFG (35) after Terrance Wheatley INT	
Sept. 18, 2008	WEST VIRGINIA	W 17-14	14-14	Colorado	Defense	18	19	Aric Goodman kicks GWFG (25) after WVU FG miss	
Sept. 10, 2011	CALIFORNIA	L 33-36	30-30	California	Defense	20	45	CU drives to CA4 but drive stalled	
Sept. 27, 2014	at California	L 56-59 (2 OT)	49-49	Colorado	Defense	46	34	CU drives to CA1 but failed on 4th down	
Oct. 25, 2014	UCLA	L 37-40 (2 OT)	31-31	Colorado	Defense	13	40	CU rallied from 31-14 down in 4th; two OT FGs	
Sept. 19, 2015	*Colorado State	W 27-24	24-24	Colorado	Defense	10	2	Diego Gonzalez kicks GWFG (32) after Tedric Thompson FG block	
Oct. 27, 2018	OREGON STATE	L 34-41	34-34	Colorado	Defense	18	30	CU drives to OS7, but four straight plays gain zero yards	
Sept. 7, 2019	NEBRASKA	W 34-31	31-31	Nebraska	Defense	13	-6	James Stefanou kicks GWFG (34), NU misses from 48	
Sept. 14, 2019	AIR FORCE	L 23-30	23-23	Colorado	Defense	9	25	AFA scores on one play; CU stopped on downs at AFA 16	

COMEBACK BUFFS

Over the last 14 seasons, Buffs rallied to win from 10 or more points down 13 times, including rallying from its largest deficits ever against CSU and Nebraska. Three of the rallies have come from 17 down: this season against Nebraska, the turning point a 96-yard flea-flicker from **QB Steven Montez** to **WR K.D. Nixon** that pulled CU to within three; In 2012, Washington State led, 31-14, early in the fourth quarter, but CU scored three straight TDs to close the game, capped by **QB Jordan Webb** scoring on fourth down from four yards out with 0:09 remaining; **PK Will Oliver** added the game winning PAT. In 2007, the Buffs got the best of No. 3 Oklahoma when **PK Kevin Eberhart** capped a run of 20 straight points with a 45-yard field goal for a 27-24 win. Nine have taken place in Boulder, a 10th in Denver against CSU, and two on the road (the Washington State comeback was the largest fourth quarter comeback on the road CU has ever had).

COLORADO COMEBACKS

Trailed By	Time, Qtr.	Final	Opponent (Date)
17 (0-17)	4:06, 3Q	34-31	OT; Nebraska (Sept. 7, 2019)
14 (0-14)	2:44, 1Q	27-24	OT; Colorado State (Sept. 19, 2015)
11 (20-31)	12:24, 3Q	41-38	at Massachusetts (Sept. 6, 2014)
17 (14-31)	8:07, 4Q	35-34	at Washington State (Sept. 22, 2012)
11 (3-14)	3:47, 1Q	44-36	KANSAS STATE (Nov. 20, 2010)
10 (14-24)	10:40, 3Q	29-27	GEORGIA (Oct. 2, 2010)
10 (0-10)	0:00, 2Q	31-13	HAWAII (Sept. 18, 2010)
10 (21-31)	11:01, 4Q	35-34	TEXAS A&M (Nov. 7, 2009)
11 (13-24)	9:14, 4Q	28-24	IOWA STATE (Nov. 8, 2008)
14 (7-21)	7:29, 2Q	31-24	EASTERN WASHINGTON (Sept. 6, 2008)
11 (24-35)	0:23, 2Q	65-51	NEBRASKA (Nov. 23, 2007)
17 (7-24)	12:23, 3Q	27-24	OKLAHOMA (Sept. 29, 2007)
11 (17-28)	10:05, 3Q	31-28	OT; Colorado State (Sept. 1, 2007)

FOLSOM FIELD CAPACITY SNAPSHOT

Folsom Field's official capacity had been 53,613, expanded last in 2003 when 1,903 club seats and 41 suites were added in the east side stadium expansion; however, with CU's \$156 million Athletics Complex Expansion nearing completion and the northeast corner of the stadium and the north stands now redesigned, the new capacity now stands at **50,183**. Folsom is tied for the 18th oldest venue among the 128 NCAA Division I-A/FBS stadiums. It is the fourth oldest stadium in the Pac-12 Conference, as only Husky Stadium (Washington, 1920), Rose Bowl Stadium (UCLA, 1922) and Los Angeles Memorial Coliseum (USC, 1923) are older.

CU FOOTBALL REMAINS SECOND MOST POPULAR PER-GAME SELL IN STATE

The final home attendance figure for 2019 was **297,435**, an average of **49,573** for six home games, an increase of approximately 3,700 over 2018. It marks the 25th straight season that Colorado football was the second largest average draw *per game* in the state behind the NFL Denver Broncos (and the 43rd time in the last 45 years). The fledgling Colorado Rockies took over the second spot the two years they played at old Mile High Stadium, averaging in the mid-to-upper 50s in 1993 and 1994. The Broncos wrestled the state's top spot away from the Buffs permanently in 1975 after first doing so in 1969, with six years of see-sawing in-between (CU had been the state attendance leader since Folsom Field was built in 1924). CU continues to have the second largest public and overall season ticket base in the state (the count for 2019 was **32,668** when adding in 12,254 student holders to 20,414 public tickets (student tickets are purchased, just at a discounted rate). In 2019, CU was again first in the state in college football attendance for the **54th** straight year, ahead of Colorado State (23,337) and Air Force (27,084; AFA was the last school top CU's figure, in 1965). In 2019, the Broncos averaged 75,937 per game and the Rockies 36,954. No numbers from 2020 will be computed into this because of the pandemic.

THE BUFFS IN NFL STADIUMS

The Buffaloes have played **25** games to date in seven current NFL venues, owning a record of **15-10** (11-5 in Denver, 1-0 in Foxborough, 1-0 in San Diego, 1-0 in Seattle, 1-2 in Houston, 0-1 in Jacksonville, 0-1 in Kansas City and 0-1 in Santa Clara). All-time, the Buffs are **21-21-1** playing games in stadiums that simultaneously hosted NFL teams (13-6 in Denver, 1-0 in Foxborough, 1-0 in Irving, 1-0 in San Diego, 1-0 in Seattle, 2-3 in Houston, 1-2 in Miami 1-2 in Tempe, 0-2-1 in Anaheim, 0-1 in Jacksonville, 0-1 in Kansas City, 0-1 in Santa Clara and 0-3 in Los Angeles).



SCORING STREAKS

The Buffs scored in a school record **242** consecutive games until Missouri ended the streak on October 25, 2008; it was first shutout loss since November 12, 1988 to Nebraska in Lincoln (7-0). The Buffs had scored in **94** consecutive road games (123 including neutral sites) as well as in 153 straight league games, all 103 in Big 12 play, including the four title games, and their final 50 in Big Eight competition, dating back to the '88 shutout at Nebraska. CU had scored in **150** straight games at home until Stanford shut out the Buffs, 48-0 on Nov. 3, 2012; the previous last shutout was a 28-0 loss to Oklahoma on Nov. 15, 1986.

Current streaks:

- CU has scored in **29** straight games overall, dating back to being shut out at Washington State (0-28) in 2017 (snapping a **60**-game scoring streak).
- CU has scored in **166** straight games against non-conference opponents (last shutout: a 44-0 loss at home to LSU on September 15, 1979).
- The home shutout losses to Stanford ('12), Oklahoma in '86 and LSU in '79 are the only three times CU has not scored at Folsom Field over the course of the last **329** games (all the way back to 1963).
- CU has been shutout just four times in the last **384** games overall (by Missouri in 2008 and 2010, by Stanford in 2012 and Washington State in 2017).
- CU has been shutout just 11 times in its last **617** games (dating to October 5, 1968), but only six schools have administered them: Oklahoma (three times), Missouri (twice), Nebraska (twice), Louisiana State, Michigan and Stanford.

SAFELY AHEAD

The Buffs have been a virtual lock to win once they have a lead of two or more scores (nine-plus points) over the past 42-plus seasons. Since the 1976 opener, CU has protected a two-score lead **247** of **283** times, losing 34 and tying three when it blew the lead; a closer look (*—Disneyland Pigskin Classic at Anaheim):

Date	Opponent	CU Lead (when)	Result	Date	Opponent	CU Lead (when)	Result
10/25/19	SOUTHERN CALIFORNIA	10 (31-21; 3rd quarter)	L, 31-35	11/10/07	at Iowa State	21 (21- 0; 3rd Quarter)	L, 28-31
9/14/19	AIR FORCE	10 (10-0; 1st Quarter)	L, 23-30 OT	09/08/07	at Arizona State	14 (14- 0; 2nd Quarter)	L, 14-33
11/02/18	at Arizona	10 (10-0; 1st Quarter)	L, 34-42	10/28/06	at Kansas	9 (9- 0; 3rd Quarter)	L, 15-20
10/27/18	OREGON STATE	28 (31-3; 3rd Quarter)	L, 34-41 OT	09/23/06	at Georgia	13 (13- 0; 4th Quarter)	L, 13-14
11/04/17	at Arizona State	10 (27-17; 4th Quarter)	L, 30-41	10/23/04	at Texas A&M	12 (19- 7; 3rd Quarter)	L, 26-29 OT
9/17/16	at Michigan	14 (21-7; 1st Quarter)	L, 28-45	11/01/03	at Texas Tech	14 (14- 0; 1st Quarter)	L, 21-26
11/13/15	SOUTHERN CALIFORNIA	14 (17-3; 2nd Quarter)	L, 24-27	10/04/03	at Baylor	9 (23-14; 3rd Quarter)	L, 30-42
11/01/14	WASHINGTON	10 (20-10; 2nd Quarter)	L, 23-38	11/11/00	Iowa State	11 (20- 9; 2nd Quarter)	L, 27-35
09/27/14	at California	14 (28-14; 3rd Quarter)	L, 56-59 2OT	09/02/00	Colorado State (Denver)	10 (24-14; 3rd Quarter)	L, 24-28
08/29/14	Colorado State (Denver)	10 (17-7; 3rd Quarter)	L, 17-31	10/23/93	at Kansas State	9 (9- 0; 2nd Quarter)	T, 16-16
09/08/12	SACRAMENTO STATE	14 (14-0; 1st Quarter)	L, 28-30	09/18/93	at Stanford	10 (37-27; 4th Quarter)	L, 37-41
09/01/12	Colorado State (Denver)	11 (14-3; 2nd Quarter)	L, 17-22	09/15/90	at Illinois	14 (17- 3; 2nd Quarter)	L, 22-23
10/01/10	WASHINGTON STATE	10 (27-17; 4th Quarter)	L, 27-31	08/26/90	*Tennessee	14 (31-17; 4th Quarter)	T, 31-31
11/06/10	at Kansas	28 (45-17; 4th Quarter)	L, 45-52	09/27/86	ARIZONA	9 (21-12; 4th Quarter)	L, 21-24
10/23/10	TEXAS TECH	10 (24-14; end 3rd Quarter)	L, 24-27	11/03/84	KANSAS	11 (27-16; 4th Quarter)	L, 27-28
11/19/09	at Oklahoma State	11 (21-10; 3rd Quarter)	L, 28-31	10/16/82	at Oklahoma State	13 (13- 0; 1st Quarter)	T, 25-25
10/10/09	at Texas	11 (14-3; 2nd Quarter)	L, 14-38	09/19/81	WASHINGTON STATE	10 (10- 0; 4th Quarter)	L, 10-14
11/28/08	at Nebraska	14 (14-0; 1st Quarter)	L, 31-40	10/10/79	OKLAHOMA STATE	20 (20- 0; 4th Quarter)	L, 20-21

Colorado has lost only 36 games (and was tied twice) dating back to 1980 when leading by *any* margin at any point in the fourth quarter or overtime. The most recent loss was this past Oct. 25, a 35-31 setback to USC after entering the final stanza with a 31-28 advantage. The ties came against Tennessee in 1990 (31-31, after leading 31-17) and Kansas State in 1993 (16-16 after taking a late 16-13 lead).

- Colorado has won **132** of its last **157** games in which it at any point has held a two-score lead. A 2003 loss to Baylor snapped a 26-game winning streak in such situations on the road, and an overall streak of 49 consecutive wins from 1993 to 1999 was snapped by CSU in 2000. In this same span, **Colorado has rallied to win 42 games and tie two others dating back to 1981 after once trailing at some point in the fourth quarter.** The most recent are the Nebraska and Stanford games this year: the Cornhuskers led 17-0 late in the third period when the Buffaloes started taking over the game, and the Cardinal led briefly in the fourth quarter. Two of the biggest ones occurred in 2007: CU rallied from 28-17 down in the third and 28-25 in the fourth to defeat CSU 31-28 in overtime) and Oklahoma (down 24-7 late in the third, eventually tying the fourth largest comeback in school history in winning 27-24).

INJURIES WERE DOWN IN 2019 AFTER RISING UP N 2018

Injuries were kept to a minimum over the 2016 and 2017 seasons after a flurry in 2015, as that season 10 positions had a starter miss at least one game due to injury. But in 2018, it was a different story as injuries hit **11** different starting positions (including punter and placekicker) that lost their starter for multiple games. However, in 2019, the count of full games missed is back down again (though an abnormal number of partial games has been the case). Below are the worst regular seasons for injuries/illness for the CU program over the last 33 years (KEY: GL—Games lost to injury; GL/2—Games lost by 2-deep scrimmage players; MG—“Man games” as defined by as the total number of games if all players NOT ticketed to redshirt played every game; Pct. Lost – percentage of man games lost, knowing that in actuality, the number is higher as third-team players and reserves don’t see that much action; 2/MG—2-deep man games, or starting 24 positions (including kickers and punters plus backups):

Season	G	GL	MG	Pct. Lost	GL/2	2/MG	Pct. Lost	Season	G	GL	MG	Pct. Lost	GL/2	2/MG	Pct. Lost
2008	12	121	1008	12.0	110	576	19.1	2018	12	96	1,056	9.1	70	576	12.2
2011	13	141	1066	12.8	115	624	18.4	2016	14	129	1224	10.6	75	672	11.2
1998	11	101	864	11.7	89	528	16.9	2003	12	74	876	8.4	58	576	10.1
2000	11	101	880	11.5	82	528	15.5	1997	11	51	770	6.6	41	528	7.8
2010	12	103	924	11.1	88	576	15.3	2019	12	55	1,080	5.1	40	576	6.9
2015	13	120	1053	11.4	93	624	14.9	2017	12	61	960	6.4	39	576	6.8
2002	13	139	1118	12.4	80	624	12.8								
2012	12	108	984	11.0	71	576	12.3	2020	1	9	80	11.3	4	44	9.1

*—man-games for 2-deep include P and PK spots.

Dating back to 1987, CU has lost over five percent of its “man game” count due to injury 16 times (1995-97-98-2000-02-03-08-10-11-12-13-15-16-17-18-19).

**BUFFS AGAINST THE BEST**

Here's a look at how CU has fared all-time against nationally ranked teams (*Associated Press* poll):

Games	All-Time Record	1989-2020 Record	Karl Dorrell Record	Coach With The Most Wins
versus Top 5.....	12-54-1	8-22-0	0-0	5 / Bill McCartney
versus Top 10.....	25-97-3	14-43-2	0-0	8 / Eddie Crowder & Bill McCartney
versus Top 15.....	37-126-3	20-59-2	0-0	10 / Bill McCartney
versus Top 25.....	73-171-3	47-90-2	0-0	20 / Bill McCartney

"OUTSIDE THE NINE DOTS"

Some out of the ordinary records by the Buffs in some unique situations:

- ❑ Colorado is **88-52** against teams with three or more losses dating back to the 1985 season;
- ❑ Colorado is **88-51-1** in its last **140** games against schools that include the word "State" (dating to 1986);
- ❑ Colorado is **563-289-25** all-time in games played in the Mountain Time Zone (Colorado, Arizona, Montana, New Mexico, Utah, Wyoming)

18 TO THE HOUSE ON THE FIRST TRY WHEN IT COMES TO THEFTS & SCORES

CU players have a penchant to return their first career interceptions for touchdowns, as since 1992, **18** Buffaloes have scored after stealing their first college pass. Junior **CB Dante Wigley** is the most recent to accomplish it, racing 27 yards with his first pick for a touchdown versus Oregon State on Oct. 27. **S Nick Fisher** did it in grand style on Oct. 28, 2017: he picked off a pass in the end zone against Cal, his momentum taking him back nine yards deep, and then he raced 109 yards for the score (100 officially by the NCAA). Previous to that, **ILB Rick Gamboa** returned a deflected pass 20 yards for a score against OSU in 2016, and **ILB Kenneth Olugbode** had the one before that, racing 60 yards for a score in a 27-24 overtime win over Colorado State in 2015. That was the first in eight years, going back to 2007, when redshirt frosh **CB Jimmy Smith** had a 31-yard return that cut Nebraska's lead to 35-31 early in the second half and was the impetus to a 65-51 comeback win. Prior to that was another spectacular one: **ILB Marcus Burton** returned a pick 99 yards at Oklahoma State in 2005, preserving CU's shutout in the waning seconds of the game. Three did it in 2004: **OLB Brian Iwuh** did it off the bat when he made his first career pick and returned it 37 yards for what proved to be the winning touchdown against Colorado State in the season opener; a week later, **Joe Sanders**, plucked off a ball against Washington State and raced 51 yards for six, snapping a 3-3 deadlock in the process; then versus Texas, **CB Terrence Wheatley** plucked one off and ran 37 yards for six with his first theft. Two did it in 2001: **S Medford Moorer** picked off his first career pass and returned it 64 yards for a touchdown against Texas in the Big 12 Championship game, while **CB Donald Strickland** returned his first career pick 31 yards for a touchdown just one minute into the CSU game. Frosh redshirt **CB Phil Jackson** did it in 2000, as he returned his first career INT 28 yards for a TD against Washington. **SS Rashidi Barnes** had his first one in CU's win over CSU in 1997, returning it 26 yards for a score, rallying the Buffs into a 14-14 tie early in the second half. Barnes was the fourth Buff in a 14-game span to return a first career pick for a TD—**Marcus Washington** had a 95-yard theft for a score in the '96 Cotton Bowl against Oregon; **Vili Maumau** had a 33-yard interception for six (and a Hula dance) at Colorado State in 1996; and **Nick Ziegler** stole one for a 31-yard score against Washington in the '96 Holiday Bowl. In 1992, **Dwayne Davis** returned one 31 yards for a TD in a 21-20 win at Minnesota to start this amazing run.

➤ And three did it with their first **punt returns**: **Ben Kelly** (vs. Utah State in 1998), **Jeremy Bloom** (vs CSU in 2002) and **Laviska Shenault** (2017 vs. Texas State).

BUFFALO DINOSAURS

The longtime radio voice of the Buffs, **Larry Zimmer** wrapped up his career following the 2015 season, calling **486** CU games; a string of **251** in a row came to an end after he was hospitalized in October 2014 (he would miss the final six games of the season). He only missed 17 games overall; prior to the six due to illness, he had missed three bowls (two due to contracts forbidding teams to originate broadcasts), three regular season games due to travel conflicts and five road games in his final season; his 400th at CU was also the 1,000 of his professional career. In 2009, Zim was honored as the 15th recipient of the Chris Schenkel Award, which recognizes those who have enjoyed a long and distinguished career broadcasting college football at a single institution (he called a total of **570** college games, including 50 for Michigan and 34 for CSU).

OTHER DINOSAURS: **Jon Burianek**, who retired as senior associate AD in June 2006 and then briefly rejoined the department on a contract basis in 2013, worked **444** CU football games, including a run of **415** in a row (229 of which were at home). **SID Dave Plati** has worked **473** overall in person (a streak of **410** dating from the '83 finale to the sixth game of 2017; a streak of **253** straight home games and **275** in the state of Colorado are intact); **Darian Hagan** has been a part of **271** (125 in two stints as an assistant coach, 62 as a football staff member, 35 as the Alumni C-Club director and 49 as a player); **Gary Barnett**, now an analyst with KOA, has worked **246** (106 as an assistant coach, 87 as head coach and 53 on the radio); **Mark Johnson**, who succeeded Zimmer as the voice of the Buffaloes, has called **200** games. The late **Fred Casotti**, the school's longtime SID/associate AD from 1952-87, witnessed **477** CU football games (including **268** in a row at Folsom) prior to his passing in 2001. The record by a coach is held by **Brian Cabral**, who, including his playing days (46 games), was a part of **340** (the last **294** in a row); former facilities man **John Krueger** worked **325** (1980s to 2012). Then there are CU's "Super Twins," **Betty Hoover** and **Peggy Coppom**, who have been to all but handful of CU's home games — since 1940 and every single one — **357** — since 1958 (we lost Betty in the summer of 2020; Peggy turns 96 on Nov. 19). And the late **F.M. "Dutch" Westenberg** is the all-timer; the long-time season ticket holder saw *every* CU home game (**394** of 'em) from 1921 until 1999, when he passed away at the age of 94.

STAT CREW: **Jack Landon** (son of one-time presidential candidate Alf Landon) completed his 47th year as a member of the CU football stat crew in 2019; he joined the basketball crew in 1971 and then football two years later. The 10th longest person to serve on a stat crew nationally, he opted out for 2020 due to COVID-19.

NFL SCOUT WATCH

Colorado has 11 seniors on its 2020 roster, and as history has indicated, they will receive plenty of looks from scouts all around the National Football League; scouts/player personnel types pass through Boulder every season for a game and/or practice(s), with over three fourths of the league doing so on average every season. Four teams to date in 2020 have scouted CU: Dallas, Denver, Miami and San Francisco. In 2019, 31 teams scouted the Buffaloes (Cincinnati was the lone team not to); 26 teams visited in 2017 and 2018; 28 in 2016). Not including camps or practices, **1,040** NFL scouts have attended Colorado games since 2000 home, road and neutral sites). At the 2016 UCLA game in Boulder, the record for a CU game occurred: **31** scouts from 20 teams were in attendance for the game (next most: 20 for USC in 2017).



PLAYING ON SUNDAY: IN-THE-PROS

There are **18** former Colorado Buffaloes on the 2020 National Football League rosters (as of November 8; 16 were on final rosters in 2019 after 19 started out in camps). Colorado has had **261** players all-time go on to make an active NFL roster and **275** all-time draft picks, which ranks as the fourth most among Pac-12 programs and 23rd overall. CU had continually been one of the top 20 producers for the last quarter century of NFL talent and at one time in the late 1970's had the most active players (**47**) of any school in the nation. The last time Colorado was in the top 10 in players produced was in 2002 (10th, 29). The active list (KEY: **Exp.**—denotes number of years in the league including 2020; **i**—on injured reserve/physically unable to perform; **p**—practice squad; ***--**opted out of playing in 2020 due to COVID-19 pandemic):



Player	Pos.	Team	Exp.
Delrick Abrams	CB	Atlanta Falcons	R
Chidobe Awuzie	CB	Dallas Cowboys	4
David Bakhtiari	OT	Green Bay Packers	8
Tony Brown	WR	Washington Football Team	R
Ken Crawley	CB	New Orleans Saints	4
Mason Crosby	PK	Green Bay Packers	14
i —Kabion Ento	CB	Green Bay Packers	2
Arlington Hambricht	OT	Chicago Bears	R
Phillip Lindsay	RB	Denver Broncos	3
p —Steven Montez	QB	Washington Football Team	R
Daniel Munyer	OG/C	Tennessee Titans	6
Isaiah Oliver	CB	Atlanta Falcons	3
Laviska Shenault	WR	Jacksonville Jaguars	R
Jimmy Smith	CB	Baltimore Ravens	10
Davion Taylor	OLB	Philadelphia Eagles	R
Tedric Thompson	SS	Kansas City Chiefs	4
p —Juwann Winfree	WR	Green Bay Packers	1
Ahkello Witherspoon	CB	San Francisco 49ers	4

OPTED OUT OF 2020 (COVID)

*Nate Solder	OT	New York Giants	9
*Josh Tupou	DT	Cincinnati Bengals	3

IN CAMPS BUT WAIVED

Player	Pos.	Team	Exp.
Paul Richardson	WR	Seattle Seahawks	6
Devin Ross	WR	New England Patriots	2

COACHES			
Name	Pos.	Team	Tie To Colorado
Klayton Adams	OL Asst.	Indianapolis	Asst. Coach, 2013-18
Eric Bieniemy	OC/RB	Kansas City	Player, 1987-90; Asst. Coach, 2000-02, '11-12
Joe Bleymaier	QB Asst.	Kansas City	Quality Control, 2013-15
Tom Cable	OL	Oakland	Asst. Coach, 1998-99
Moses Cabrera	Str/Cond	New England	Asst. S&C Coach, 2010
Matt Daniels	ST Asst.	Dallas	Grad Asst., 2017
Jon Embree	AHC/TE	San Francisco	Player '83-86/Asst. Coach '91-02
Nick Holz	QC/Offense	Oakland	Head Coach 2011-12
Vance Joseph	Def. Coord.	Arizona	Player, 2003-06
Steve Marshall	OL	Miami	Player, 1990-94
T.C. McCartney	Off. Asst.	Cleveland	Asst. Coach, 2002-03
Tyrone McKenzie	ILB	Detroit	Asst. Coach, 200-01, 2011-12
Chris Morgan	OL	Atlanta	Grad Asst., 2012-13
Kennedy Polamalu	RB	Minnesota	Grad Asst., 2015
Robert Prince	WR	Detroit	Player, 1995-99
Rip Scherer	Sr. Asst.	L.A. Chargers	Asst. Coach, 1997-98
Chris Strausser	OL	Indianapolis	Asst. Coach, 2010
Troy Walters	WR Asst.	Cincinnati	Asst. HC/QB, 2011-12
			Asst. Coach, 2006
			Asst. Coach, 2013-15

PLAYER PERSONNEL/DEVELOPMENT

Name	Team (Position)	Tie To Colorado
Malcolm Blacken	Washington (Sr. Dir., PD)	Strength Coach, 2011-12
Jordan Dizon	Denver (Scout)	Player, 2004-07/Butkus runner-up
Evan Harrington	Washington (Asst. Dir., PE)	Player, 2010-11
Matt Russell	Denver (VP, PP)	Player, 1992-96/Butkus Award
Duke Tobin	Cincinnati (Dir., PP)	Player, 1992-93
Patrick Williams	Baltimore (Scout)	Player, 2005-08

CANUCKS: One former Buff was in the Canadian Football League, **OT Stephone Nembot** (Ottawa).

DAD PLAYED ON SUNDAYS: Five players are the sons of former NFL players: **TE Caleb Fauria** (father and former Buff Christian played 13 seasons for four teams); **RB Alex Fontenot** (father Albert played 10 seasons with three teams); **ILB Marvin Ham II** (father Marvin, Carolina); **WR Brenden Rice** (father Jerry played 20 seasons for three teams, 16 with San Francisco); **WR Dimitri Stanley** (father Walter, played eight seasons with five teams).

COLORADO HIGH SCHOOL COACHES: Six former Buffaloes are serving as high school head coaches in the state; the five who head prep programs: **Matt Flavin** (Buena Vista), **Dave Logan** (Cherry Creek), **Spencer Colter** (Denver East), **Dusty Sprague** (Holyoke), **Scott Yates** (Kent Denver) and **DaVaughn Thornton** (Aurora Central). **Marcus Washington** is a defensive coordinator (Adams City).

ALL-TIME CU PRO NOTE: How good was CU's 1994 offense? Ten of the 11 starters were drafted into the NFL (Tony Berti, Rae Carruth, Christian Fauria, Heath Irwin, Chris Naeole, Rashaan Salaam, Kordell Stewart, Bryan Stoltzberg, Derek West and Michael Westbrook), with the 11th signing as a free agent (Lepis). All played, and three even remained on NFL rosters some 11 years later. And six of the '94 defensive starters wound up playing professionally as well.


CROSBY WATCH

PK Mason Crosby ('06) is the Green Bay Packers' all-time leading scorer both for the regular season and the regular and postseason combined; he set the record with a 21-yard field goal late in the Packers' 27-17 win over Seattle on Sept. 20, 2015, his 13th point of the night (he made all four field goal tries in the game, including a 54-yarder, and an extra point). Through games of November 8 he has scored **1,636** points in **216** regular season games (**20th** in NFL history) and **143** in 20 playoff games (fifth all-time) for a total of **1,779** (he also made an NFL record 23 straight field goals in the postseason). Crosby also holds both Packers' field goal marks: **340** regular season (**22nd** all-time) and **26** postseason (fifth all-time); his **616** extra points made are **11th** all-time. He is fourth on the points list and third on the field goal chart for players who have/had spent their career with just one team. Crosby, of course, is CU's all-time leading scorer with **307** points.

➔ How many players have led a professional team and their college alma mater in scoring (regular season and playoffs combined)? The list is short (six including Crosby): **PK Jason Elam**, Denver Broncos/Hawai'i (1,870/395); **PK Stephen Gostkowski**, New England Patriots/Memphis (1,384/369); **PK Martin Gramatica**, Tampa Bay Buccaneers/Kansas State (640/349), **WR Jerry Rice**, San Francisco 49ers/Mississippi Valley State (1,244/310); and **PK Jeff Wilkins**, St. Louis Rams/Youngstown State (1,300/373).

➔ **ALL-TIME FWAA ALL-AMERICAN TEAM:** The Football Writers Association of America placed Crosby on the second-team of its All-Time All-America Team, announced in conjunction with the group's 75th anniversary in August 2015.

➔ **200-PLUS.** Crosby, with **216** NFL games under his belt, is the second Buffalo to participate in 200 pro games, as he is chasing **OT Stan Brock** ('79) for the most-ever by a CU alum. Brock appeared in **234** games (223 starts) in his career that spanned 16 seasons with New Orleans (1980-92) and San Diego (1993-95).



**O-LINEMEN PIPELINE TO THE NFL**

CU has been a solid conduit to the NFL League when it has come to offensive linemen and the research below indicates CU may very well be a place to go if an offensive lineman wants to take it to the next level. Dating back to the 1991 NFL draft, or the '87 recruiting class, **29 of 45** players who started at least two years on the Buff offensive line were either drafted or signed as free agents. The list is impressive (with four others who started just one season):

Full Years			Full Years		
Player	Pos	As A Starter	Player	Pos	As A Starter
Stephane Nembot	OT	(4) 2012-15	Brad Bedell	G	(2) 1998-99
Daniel Munyer	C/G	(3) 2012-14	Shane Cook	T	(2) 1998-99
David Bakhtiari	T	(3) 2010-12	Ryan Johanningmeier	G/T	(3) 1997-98-99
Ryan Miller	G	(5) 2007-11	Melvin Thomas	G/T	(3) 1995-96-97
Nate Solder	T	(3) 2008-10	Chris Naeole	G	(3) 1994-95-96
Daniel Sanders	G/C	(3) 2006-08	Heath Irwin	G	(3) 1993-94-95
Edwin Harrison	G/T	(3) 2005-07	Bryan Stoltenberg	C	(4) 1992-93-94-95
Tyler Polumbus	T	(3) 2005-07	Derek West	T	(3) 1992-93-94
Brian Daniels	G	(4) 2003-06	Tony Berti	T	(2) 1993-94
Mark Fenton	C	(3) 2004-06	Jay Leeuwenburg	C	(3) 1989-90-91
Clint O'Neal	T	(2) 2004-05	Mark VanderPoel	T	(3) 1988-89-90
Sam Wilder	T	(2) 2003-04	Joe Garten	G	(4) 1987-88-89-90
Marwan Hage	G/C	(3) 2001-02-03	One-Year Starters:		
Wayne Lucier	G/C	(2) 2001-02	Arlington Hambricht	OT	(1) 2019
Justin Bates	T/G	(3) 2000-01-02	Tom Ashworth	T	(1) 2000
Andre Gurode	G/C	(3) 1999-00-01	Ben Nichols	G	(1) 1998
Victor Rogers	T	(3) 1999-00-01	Ariel Solomon	T	(1) 1990
					NFL (Round or FA)
					Baltimore (FA)
					Kansas City (FA)
					Green Bay (4)
					Cleveland (5)
					New England (1)
					St. Louis (FA)
					Kansas City (FA)
					Denver (FA)
					Minnesota (FA)
					Denver (FA)
					Washington (FA)
					Dallas (FA)
					Jacksonville (FA)
					N.Y. Giants (7)
					Dallas (7)
					Dallas (2)
					Detroit (7)
					Cleveland (6)
					New Orleans (FA)
					Atlanta (FA)
					Philadelphia (7)
					New Orleans (1)
					New England (4)
					San Diego (6)
					Indianapolis (5)
					San Diego (6)
					Kansas City (9)
					Indianapolis (4)
					Green Bay (6)
					Chicago (7)
					New England (FA)
					Atlanta (FA)
					Pittsburgh (10)

A LONG LINE OF WALK-ONS HAVE RISEN TO FIRST-TEAM AT COLORADO

After the NCAA reduced the number of scholarships from 95 to 85 (completed in 1992), more and more players have had to make their bones starting as walk-ons. Here's a short list (41 count) of some of the standout former and current walk-ons who rose to first-team status at Colorado:

Player	Pos.	First Season	Letters	Notes
Willie Beebe	FB	1978	4L	Solid blocker who scored nine career touchdowns as a bruiser near the goal line
Kyle Rappold	NT	1985	3L	Known as the "trash compactor" for his stature, the Fort Lewis transfer clogged the run
Jeff Campbell	WR/KR	1986	4L	Earned scholarship second day of freshman camp; played five years in the NFL
Ken Culbertson	PK	1986	3L	Scored 98 points in CU's 11-0 run in '89 season, making 59-59 PAT and 11-17 FG
David Gibbs	CB	1986	4L	Solid corner and special teams performer, now coaching with NFL Kansas City Chiefs
Mark Henry	WR	1987	3L	Big play guy with 18 career catches for 416 yards, or 23.1 per catch
Robbie James	WR	1987	1L	Threw TD pass on third down FG fake at Oklahoma State to lead CU to 16-12 win in 1991
Charles Johnson	QB	1987	2L	Often subbed for an injured Darian Hagan, earning Orange Bowl MVP honors in '91 vs. Notre Dame
Erik Norgard	C	1987	2L	Walked on in the spring after transferring from Western Washington; All-Big 8 as a senior
Chris O'Donnell	LB/SN	1987	4L	Solid as a rock at long snapper on special teams all four years
Keith Miller	FB	1992	2L	From tiny Ovid, Colo., he was a solid blocking back. Now an opera singer with the MET.
Ryan Black	SS	1993	4L	Led team in tackles as a junior in 1996 with 154 (78 solo)
Ryan Sutter	FS	1993	3L	CU's all-time special team points leader, led Buffs in tackles (170, 98 solo) in 1997
Neil Voskeritchian	PK	1993	2L	Won the starting placekicker job in 1994, finished career ninth in scoring at CU (161 points)
Nick Pietsch	P	1996	4L	Led CU in punting in 1997-98-99, finished with a career average of 39.9
Beau Williams	TE	1998	2L	Primarily a blocking tight end, played a big role on CU's 2001 Big 12 title team
D.J. Hackett	WR	2001	2L	Walked on after CS-Northridge dropped football; led CU in receiving in '03, four-year NFL veteran
Tom Hubbard	FS	2001	2L	Defensive MVP of the 2004 Houston Bowl with two interceptions
Evan Judge	WR	2001	4L	Caught 69 balls for 903 yards to finish in top 20 in receiving yards
John Torp	P	2001	3L	Finished second for the '05 Ray Guy Award; set a school records with 205 punts, 65 inside the 20
Paul Creighton	TE	2002	4L	Also saw action at FB, he primarily was a
Greg Pace	SN	2002	4L	Took over all special team snapping chores early as a freshman and handled through senior year
Joel Klatt	QB	2003	3L	Former infielder in Padres organization went on to set 44 CU passing and total offense records
Cody Crawford	WR	2004	3L	Has cracked the school's all-time lists in catches and yards
Jeff Smart	ILB	2005	4L	Earned a scholarship 3 games into the 2007 season, first LB to do so under Cabral; second most tackles by a WO
Scotty McKnight	WR	2006	4L	First freshman WR to ever lead CU in receiving (43-488, 4 TD), finished first in career receptions and third in yards
Aric Goodman	PK	2008	3L	In his first season, he was awarded a scholarship after making the game-winning FG versus West Virginia
Jason Espinoza	WR	2008	3L	Suffered two breaks to his collarbone in '08, playing briefly in-between; co-first team WR in '09
Dustin Ebner	WR	2009	3L	Primarily on special teams until his senior year, when he became a regular in the rotation and caught his first TD pass
Keenan Stevens	C	2009	2L	Pressed into duty in the season opener due to injury, he soon became a fixture and started 10 games
Alex Wood	FB	2009	2L	Hybrid tight end/fullback worked exceptionally hard and became the first player from Steamboat to start in decades.
Scott Fernandez	TE	2010	2L	Ascended to the top of the depth chart his senior year ('13); first career catch was fifth longest (71 yards vs.UA).
Travis Sandersfeld	DB (N)	2010	4L	One of the CUs top perennial special teams performers, he emerged as the starting nickel back for 5 games in 2010
David Goldberg	DE	2011	3L	Coaches cited how hard he worked daily in practice and assumed a starting spot midway through his senior year
Darragh O'Neill	P	2011	4L	Had more punts (74) than any other freshman at CU, with his 42.3 average second best by a frosh in the NCAA
Ryan Moeller	FS	2013	4L	Starred at Rifle HS in the middle of the Colorado Rockies, top special teams performer and had 14 UT in first start
Colin Johnson	H	2015	1L	He earned the holder position in spring drills
T.J. Patterson	H (QB)	2016	1L	He earned the holder position in spring drills
J.T. Bale	SN	2016	3L	He earned the snapping job (long and short) in August camp
Josh Goldin	H (QB)	2018	1L	He joined the team after serving as a student equipment manager and handled the holding chores for 9 games
Brady Russell	TE	2018	1L	The nephew of CU's Butkus Award winning linebacker Matt ('16), he caught the coaches attention early.
Jack Shutack	OG	2019	1L	He transferred to CU from Rutgers and played sporadically until earning his first start at Washington State in 2019



STAT SHOTS

Here are some interesting statistical bullets about Colorado football:

- ➔ **30+.** In its history, Colorado is **327-29-1** when scoring 30 or more points (**1-0** in 2020, **19-6** over the last three-plus years), with records of **236-9** with 35-plus points and **219-7** with 36-plus, **194-5** with 38-plus and **125-2** with 43 or more tallies. The seven losses with 36 or more points came to Air Force (58-35 in 1968), Oklahoma (82-42 in 1980), Stanford (41-37 in 1993), Toledo (54-38 in 2009), Kansas (52-45 in 2010), Utah (42-35 in 2012), California (59-56 in 2014) and Arizona in 2017 (45-42). CU has played **1,262** games in its history, registering point totals of every number between 0 and 70 except 1 (duh!) and 68, and 75 and 109 above that mark.
- ➔ Colorado is **123-126-3** in its last **252** league games: within this record is a 25-game span in which CU did not lose a conference game, the fourth longest streak all-time in the Big Eight (1958-1995). Colorado was 23-0-2 during that run.
 - ➔ Colorado, however, is only **21-61** as a member of the Pac-12.
- ➔ **30 points / 3 TDs.** Colorado has scored 30 or more points in **159** of its last **368** games, posting a **134-24-1** record; the Buffs have scored at least three touchdowns in **241** of these games dating to the start of 1989; in this time frame, CU is **29-109-2** when held to two or fewer touchdowns.
- ➔ For years, the mark of a strong CU team was that the Buffaloes routinely averaged six or more yards on first down. Technically the last time the Buffs averaged six or more for a season was in 2001, their Big 12 Championship year (**6.7**; CU did average **5.98** per first down play in 2016). Colorado did it six times between 1989 and 1997, including a team record best of **7.2** in both 1989 and 1994.
 - ➔ Since 1966, CU has averaged less than **4.3** just seven times (last in 2012) and less than 4.1 once—3.5 in 1979. In 2012, the Buffs averaged **4.25** yards on first down, the lowest since that 3.5 figure in 1979.
 - ➔ In 2016, the Buffs had their best average on first down in years: CU averaged **5.98**, its best since 2001 (6.7).
 - ➔ In **2019**, the Buffs averaged **5.69** yards on for **369** first down plays (gaining five or more on **165** of those).
- ➔ Dating back to the fifth game of the 1999 season, an OT win over Missouri, the Buffs have **64** scores by return, or non-offensive scores, in the last 21 seasons (highs of eight in 1999 and 2002). Since the '95 opener and including postseason, CU has **83** scores by return in **305** games (76 regular season, seven bowl). The last one: *a 9-yard fumble return against Colorado State by Mustafa Johnson in the 2020 season opener*.
- ➔ **200/200.** Colorado has accomplished the 200 "double-double," that is 200 yards both rushing and passing **55** times in the last **330** games, dating to 1993), having accomplished it **1** times under Dorrell (**1-0**). CU averaged over 200 in each for the season in 1993, 1994 and in 2001 (and threatened to do it in 2016). The Buffs are **53-8** since 1981 when they have reached the 200 plateaus in both and **61-11** overall. *Prior to '93, CU accomplished the feat only 19 times in its first 929 games in its history.*
- ➔ **600+.** Colorado is **17-1** all-time in games when it has gained 600 or more yards on offense; the first and only loss was in 2014 when the Buffs had 630 in a 59-56 double overtime loss at California on Sept. 27, 2014. CU is **0-0** under Dorrell; the last two games with 600-plus were against Nicholls State in 2015 and Washington State in 2016.
- ➔ **500+.** Colorado is **15-8** in games when it has gained 500 or more yards on offense since it joined the Pac-12 conference, **8-7** in Pac-12 games.

All-time (since 1946 when records are available), the Buffs are **86-14** with at least 500 yards of total offense. CU is **1-0** under Dorrell.

- ➔ **Grass.** Colorado is **101-105** in its last **206** games on grass, including a **66-62** mark at home (**16-9** in the last 25 games at Folsom), dating back to the 1999 season when Folsom Field converted back to grass (CU is **21-13** on grass over the last four-plus seasons).
- ➔ **Artificial Turf.** Colorado is **100-68-3** in its last **171** games on non-grass fields dating back to 1989, including a **65-51-3** mark in conference games. CU was **0-3** in 2019 in its first year under Mel Tucker.
- ➔ **First Quarter Dominance.** Dating to the start of 2016 (**50** games), Colorado has been fairly dominant in the first quarter: the Buffs have outscored its opponents **364-262** with edges in total offense of **353** yards and **plus-11** in TO margin.
- ➔ **Goal-to-Go Situations.** Over the last seven seasons, the Buffs have scored in **133** out of **147** situations when it has been first-and-goal. This includes **106** touchdowns and **27** field goals, thus the TD percentage is **72.1** and the overall percentage is **90.5**. The **14** non-scores: seven fourth down misses, four missed field goals (from 26, 28, 31 and 33 yards) and three turnovers.
- ➔ **No Turns or Sacks.** Dating back to 1972, Colorado is **19-4** in games when not allowing a sack or committing a turnover (**1-1** under Tucker, including his first game as coach, the 52-31 win over Colorado State). In these 23 games, the Buffs have outscored the opponent by **905-509** (only seven games decided by less than 17 points).
- ➔ **Turnover Free.** Colorado has played **89** turnover-free games dating back to the 1946 season, owning a record of **58-27-4** in those games (**2-1** in bowls). Under Dorrell, CU is **1-0**.
- ➔ **Time Spent In The Lead.** The Buffaloes held leads in 11 of 14 games in 2016 (two-score leads in 10 of those), and were ahead for a total of **457:20** on the season. That's the second-most by a hair in the 24 years CU has tracked the stat (CU led for 458:01 in 1996—a 12-game season including the bowl). In 2017 and 2018, CU held the edge up until both season finales, the opponent owning edges of 16:43 in 2017 and 12:32 in 2018. In 2019, CU led **34.7** percent of the time (**250:05**), but were over 100 minutes behind the opponent (**350:52**).
 - ➔ In the 2020 season opener, CU never trailed and led for **55:00**.
- ➔ The Buffs averaged **439.2** yards per game in 2016, in part thanks to a school record eight games in a row with **400** or more, with an average **284.6** yards through the air. Colorado has averaged 400 or more yards per game over the course of an entire season 16 times (last in 2017), with the school record of 495.3 set during the 1994 season. CU was averaging over 400 through 10 games in 2018 and through 11 in 2019 but finished just below both seasons.
 - ➔ CU had six games in 2019 with 400 or more yards (high of 520).
 - ➔ The Buffaloes have averaged over 300 yards passing in a season just once — 303.5 — in 1996, and came close the year before (297.2) and in 1992 (297.4); otherwise, CU has thrown for 250 or more per game just four times, including 2014 and 2016 (254.4).
- ➔ Colorado rarely folds when the opponent is faced with a 3rd-and-20 or longer. Dating back to 1993, opponents are just **5-of-133** on 3rd-and-20 or more. The Buff defense have had streaks of 51 and 30 in this span (Stanford is the last team to convert one, in 2011; the opponent is now **0-of-24** since). The CU offense is **12-of-149** when it's faced with 3rd-and-20 plus in the same span (last converting on a 3rd-&-27 in the Alamo Bowl against Oklahoma State).
- ➔ CU has scored in **4** of **4** quarters in 2020 (32 of 48 last year) and in **105** of **149** quarters dating back to the start of the 2017 season).



TRENDS I

1985-PRESENT

Since 1985, when the Buffs returned to their traditional winning ways after six frustrating years from 1978-84, corresponding with coach **Bill McCartney** switching to the wishbone, Colorado is **229-195-4**; in these 428 games spanning the last 35 seasons, CU has posted the following records (including bowls):

◆ with 400-plus yards total offense	135-42-2	◆ when holding opponent to 17 points or less	130-19-1
◆ with 500-plus yards total offense	66-13-0	◆ when holding opponent under 100 yards rushing	111-18-1
◆ when rushing for 200-plus yards	128-19-1	◆ when holding opponent under 300 yards total offense	106-21-1
◆ when rushing for 250-plus yards	89- 6-1	◆ when scoring first	151-60-1
◆ when rushing for 300-plus yards	56- 2-1	◆ when leading at halftime	180-36-2
◆ when rushing and passing for at least 200 yards	51- 8-0	◆ when leading after three quarters	187-27-3
◆ when out-rushing the opponent	198-37-3	◆ when scoring 30 or more points	147-23-1
◆ when converting 50 percent or better on 3rd down	92-17-1	◆ when held to 13 points or less	4-69-0
◆ when punting three or fewer times	78-29-1	◆ when not committing a turnover or allowing a sack	19- 4-0
◆ with zero turnovers (174-87-2 with two or fewer)	50-24-2	◆ when holding edge in 1st downs & possession time	133-39-2
◆ when scoring 40 or more points (19-2 since joining Pac-12)	84- 3-0		

TRENDS II

ASSORTED TIMELINES

A look at some Colorado records in games over assorted periods of time:

Since Start of 1892 Season (or all-time):

➤ when scoring 43 or more points 125- 2

Since Start of 2001 Season:

➤ when opponent has under 100 yards rushing (17-4 last 21) 45-17
 ➤ when opponent scores 17 points or less (23 straight wins) 48- 5
 ➤ when rushing for 250-plus yards (12-1 300-plus) 30- 2
 ➤ with 500-plus yards total offense (3-1 with 600-plus) 28- 9

Since Start of 2013 Season:

➤ when rushing for 200-plus yards 19- 6
 ➤ when rushing and passing for at least 200 yards 14- 5
 ➤ when holding opponent under 300 yards total offense 16- 0
 ➤ with a 100-yard rusher 19- 8
 ➤ when leading at halftime 26-10
 ➤ when scoring 30 or more points 26-12
 ➤ when leading after three (3-40 trailing, 4-1 tied) 29- 6

TURNOVER ANALYSIS / DORRELL ERA

Most head coaches believe that when it comes to turnovers, they are one of the single most important factors in winning or losing ball games. Statistics usually back up the argument, thus we will chart the numbers under Karl Dorrell. A closer look:

Dorrell Era	Turnovers Committed	Turnovers Forced	+/-	Scoring Off Turnovers PF	PA	+/-
1 WIN	0	4	+ 4	21	0	+21
0 LOSSES	0	0	0	0	0	0
1 GAME	0	4	+ 4	21	0	+21

POST BYE WEEKS

Colorado is **29-24** in games following a bye week in the post-World War II Era (or since 1946); after the Buffaloes joined the Big Seven Conference in 1948, CU stopped playing Denver in an annual Thanksgiving game that year and byes became much rarer. In fact, the Buffs had just five bye weeks between 1948 and 1984 (going 3-2; one was created in 1963 after the assassination of JFK). Since 1985, CU has had at least one bye in 32 of 35 seasons, with two weeks off 12 of those years (including 2019) and one season with three idle Saturdays (2001, due to the Sept. 11 terrorist attacks). CU is **25-21** in games following byes dating back to 1985, which includes a **3-6** mark as a member of the Pac-12 (losing to Arizona State in 2012, at Oregon State in 2013, at USC and Oregon in 2014, at Utah in 2017 and to Arizona in 2019; and wins over UCLA in 2016 and 2018 and Washington in 2019).

TOUCHDOWNS ON FIRST CAREER TOUCH

Four players in the last five years have scored a touchdown on their first career touch, with one still remaining on the roster: in 2018, **WR Daniel Arias** caught a 37-yard pass from QB Steven Montez to become the 16th known player to do so in CU history (he did so in his hometown, making it even more special). Not including those players whose first career interception were returned for scores (*see elsewhere in these notes*), here's a list of known players in CU history that scored a TD the first time they touched the football:

Player	Date	Opponent	Score	How
Lamar Meyer	Sept. 18, 1954	DRAKE	W 61- 0	26 pass from Frank Bernardi
Gerry Leahy	Sept. 25, 1954	COLORADO ST.	W 46- 0	8 pass from Homer Scott
Leon Mavity	Sept. 30, 1961	OKLAHOMA ST.	W 24- 0	60 punt return
Chuck Morris	Nov. 25, 1961	IOWA STATE	W 34- 0	12 pass from Pat Young
Roger Wissmiller	Oct. 20, 1962	at Iowa State	L 19-57	2 pass from Frank Cesarek
Larry Ferguson	Sept. 15, 1973	at Louisiana State	L 6-17	37 run
Mike Kerin	Sept. 27, 1975	WICHITA STATE	W 52- 0	32 pass from Jeff Austin
Craig Keenan	Sept. 25, 1982	WYOMING	L 10-24	1 run

Player	Date	Opponent	Score	How
James Kidd	Sept. 11, 1993	BAYLOR	W 45-21	25 pass from Vance Joseph
Jeremy Bloom	Aug. 31, 2002	Colorado State	L 14-19	75 punt return
DaVaughn Thornton	Nov. 6, 2010	at Kansas	L 45-52	12 pass from Cody Hawkins
Scott Fernandez	Nov. 10, 2012	at Arizona	L 31-56	71 pass from Connor Wood
Jay MacIntyre	Sept. 26, 2015	NICHOLLS STATE	W 48- 0	38 pass from Sefo Liufau
Kabion Ento	Sept. 10, 2016	IDAHO STATE	W 56- 7	69 pass from Steven Montez
Laviska Shenault	Sept. 9, 2017	TEXAS STATE	W 37- 3	55 punt return
Daniel Arias	Oct. 20, 2018	at Washington	L 13-27	27 pass from Steven Montez

SOUTH PARK RALPHIE INTRO

Most know that the creators of Comedy Central's popular *South Park* are University of Colorado alums: **Trey Parker**, **Matt Stone** and animator **Eric Stough**. Trey voices **Eric Cartman**; he teamed with Eric this summer to create a short (roughly 20 seconds) vignette that debuted during the countdown to kickoff prior to the 2014 Arizona State game. It's been a hit since, especially among the CU student section. Cartman is seen in his usual garb and he introduced Ralphie before the real buffalo led the Buffs on the field.





2020 ANNIVERSARIES

The annual listing of what happened years ago, or anniversaries of 5, 10 and 25-year increments:

- 1890** (Nov. 15) The 130th anniversary of CU's first football game, a 20-0 setback to the Denver Athletic Club (in Denver).
- 1905** Due to a disagreement with the powers-that-be with the Colorado Football Association, Colorado pulls out of the league for the 1905 season, only to rejoin a year later. Thus, 1905 is the last year in CU football history it competed as an independent (going 8-1 and outscoring the foe 359-28).
- 1910** The 110th anniversary of the second of three 6-0 teams in a row while establishing the school's all-time winning streak of 21 games between 1908 and 1912. It's the first year of the Rocky Mountain Faculty Athletic Conference (RMAC), and the Buffs allow a single field goal all year in outscoring the opponent 119-3.
- 1920** (Nov. 25) CU closes a 4-1-2 season with a 40-7 win at Oklahoma State, the program's most decisive win outside of the state's borders in 21 seasons of competition and one that wouldn't be bested until a 48-7 win at Brigham Young in 1934 (sans a 43-0 win over an Hawaiian All-Star team in 1924).
- 1935** **Kayo Lam** became the first player in CU history to rush for 1,000 yards (1,043 in nine games), and CU wins its first outright conference title in 11 seasons by going 5-1 in RMAC play, sealing the title with a 14-0 win at Denver on Thanksgiving Day. And an unknown sophomore from Wellington, Colo., named **Byron White** put on a CU uniform for the first time.
- 1940** (Oct. 26) In a 62-0 win over Wyoming in Boulder, 10 different players score for the Buffaloes—still a record to this day. Seven different players score touchdowns (**Paul McClung** and **Leo Stasica** scored two), while three others tack on the conversions.
- 1950** Though it's Colorado's third year as a member of the Big 7 Conference, Oklahoma finally appears as a conference opponent for the first time. The Sooners win a tough 27-18 battle in Boulder, the first of many over the course of the decade where CU was a thorn in the side of an Oklahoma team that was in the midst of a 47-0-1 run in conference play (the lone tie a 21-21 affair with the Buffs in 1952).
- 1955** After a 34-13 win at Kansas State, the Buffs improve to 4-0 and vault to No. 14 in the nation prior to their annual showdown with Oklahoma; the following week in Norman, the No. 3 Sooners topple the Buffs, 56-21 in CU's first game as a ranked team against a ranked opponent.
- 1960** (Oct. 29) After going 0-9-1 in the previous decade against Oklahoma, the Buffs start off the new one with a 7-0 win over the Sooners in Boulder; the schools would split the 10 games in the 1960s with five wins apiece. When coupled with a 19-6 win over Nebraska the previous week, it's the first time CU defeats NU and OU in the same calendar year.
- 1965** After three straight 2-8 seasons after the program was ravaged by NCAA sanctions, **Eddie Crowder's** third team goes 6-2-2; the season opener at Wisconsin (Sept. 18) is the last 0-0 tie in Colorado history and one of the last in college football.
- 1970** (Sept. 26) No. 4 Penn State visits Boulder riding a 31-game unbeaten streak, but the No. 18 Buffaloes end the Nittany Lions impressive run with a 41-13 win before a national televised audience on ABC. The Buffs jump 10 spots in the AP poll to No. 8 (still the school best for improvement from one week to the next), and **Phil Irwin** becomes the first CU football player to grace the cover of *Sports Illustrated* the following week (and the jinx holds true as CU loses 21-20 at Kansas State). On Nov. 21, the Buffs close the regular season with a 49-19 blowout of No. 10 Air Force in the Springs.
- 1975** (Oct. 4) The Buffs almost knocked off No. 1 Oklahoma in Norman, but did knock the Sooners from No. 1 to No. 2 in the polls. CU pulled to within the eventual final score of 21-20 with 1:19 left, but elected to go for the tie against OU, which was riding a 32-game unbeaten streak at the time. The extra point kick sailed off to the left. Coach **Bill Mallory** went for the tie on the belief it could give CU the conference championship later in the year. The Buffs finished the season with a 9-3 mark, finishing third in the Big 8.
- 1980** (Oct. 4) A total of 63 school, conference and national records are set in Oklahoma's 82-42 win over the Buffaloes in Boulder. It was one of 10 losses on the year for CU, which recorded its worst record at the time (1-10) in 91 seasons of intercollegiate football.
- 1985** CU earned a bowl invitation for the first time since 1976, and wins the NCAA Most Improved Team Award (+5½ games over the 1-10 record in 1984). In a move that shocked the football world, Bill McCartney announced the Buffs would run the wishbone offense in 1985; the Buffs finish 7-5, CU's first winning season since 1978 (7-5) after going 14-51-1 the previous six seasons.
- 1990** (30th anniversary) Colorado clinches its first national championship in football with a 10-9 win over Notre Dame in the Orange Bowl, the second team to do so when playing what was deemed the nation's toughest schedule. Wins over Stanford, Texas, Washington, Oklahoma and Nebraska (the latter two back-to-back for the second straight year) highlighted CU's 11 wins. **Alfred Williams** wins the Butkus Award, becoming the first player in CU history to win one of college football's major postseason trophies. And unbeknownst to all involved at the time, CU gets a fifth down at Missouri to score the winning touchdown as time expired. In actuality, Colorado had two second downs when the marker and scoreboard did not change.
- 1995** CU overcomes 10 players drafted into the NFL (seven in the first 71 picks) to have a 10-win season, with all seven seniors invited to play in the Hula Bowl, **Rick Neuheisel** wins his debut as head coach with a 43-7 drubbing of Wisconsin on the road, the only CU head coach to win his first game since 1932. **QB Koy Detmer** is lost for the season with a knee injury early on, but **John Hessler** fills in and leads CU to a 10-2 mark and a Cotton Bowl win over Oregon.
- 2000** (Oct. 28) **QB Craig Ochs** becomes the first player in Colorado history to rush for a touchdown, throw for a touchdown and catch a touchdown pass in CU's 37-21 win over Oklahoma State. The lone instance in CU history was the 16th time in NCAA history at the time that this trifecta occurred.
- 2005** Colorado reappeared in the national rankings after a 25-month drought, but the Buffaloes couldn't remain there after a 7-2 start, losing their final four games of the year. CU did win the Big 12 North Division and appear in the league championship game for the fourth time in five years (a feat matched by no other team in either division). **PK Mason Crosby** was the runner-up for the Lou Groza Award, becoming CU's first-ever first-team All-American placekicker, and **P John Torp** finished second in the balloting for the Ray Guy Award.
- 2010** Unbeknownst at the time, but CU embarks on its 15th and final year as a member of the Big 12 Conference; the Buffs open the year 3-1, capped by a 29-27 win over Georgia in Boulder, but could muster just a 2-6 league record as coach **Dan Hawkins** was dismissed with three games left.
- 2015** **WR Nelson Spruce** concluded his college career with 294 receptions, the all-time best in the Pac-12 Conference; longtime "Voice of the Buffaloes," **Larry Zimmer**, retired after 42 seasons behind the microphone (1971-81, 1985-2015).

STREAKING

Colorado has active multiple win streaks going against 11 Division I-A schools. The list: **5**—Colorado State; **4**—San Jose State; **3**—Minnesota, Utah State, Wyoming; **2**—Arizona State, Iowa, Louisiana-Monroe, Massachusetts, Nebraska, Notre Dame and Stanford. CU's longest current losing streaks are to Southern California (14), Missouri and Texas (5), and LSU, Michigan, Ohio State and Oklahoma State (3).

**FIVE CU GAMES IN ESPN's TOP 150 ALL-TIME**

ESPN compiled all kinds of top lists commemorating the 150th anniversary of college football in 2019, and came out with its listing of the top 150 games. Five Buffalo games made the list (all wins); while we might not necessarily agree as in our opinion, the "Fifth Down" game could have been bumped for the 62-36 win over Nebraska in 2001, or the 21-21 tie with Oklahoma in 1952 (the Sooners' only blemish in Big 7 play). Five out 150 is not too bad; those games:

No. 21	Ann Arbor	Sept. 24, 1994	#7 Colorado 27, #4 Michigan 26
No. 64	Miami	Jan. 1, 1991	#1 Colorado 10, #5 Notre Dame 9 (Orange Bowl)
No. 87	Columbia	Oct. 6, 1990	#2 Colorado 33, Missouri 31
No 123	Irving	Dec. 1, 2001	#9 Colorado 39, #3 Texas 37 (Big 12 Championship)
No. 130	Boulder	Nov. 4, 1989	#2 Colorado 27, #3 Nebraska 21

Number one on the list? The true game of the century, Nov. 25, 1971, #1 Nebraska 35, #2 Oklahoma 31 in Norman, Okla.

AND OF THE TOP 150 COACHES ... CU had two on their list:

No. 87 Fred Folsom 107-28-6 (Colorado: 1895-1902 and 1908-15; 78-23-2, Dartmouth: 1903-06; 29-5-4)

Folsom enjoyed four unbeaten seasons at Colorado, including three straight from 1909-11, part of a 21-game winning streak over five seasons. That was his second tenure with the Buffs; Folsom retired from coaching in 1915 at age 42, but he continued at his chief job on the Boulder campus: He taught at the law school until 1943.

No. 144 Bill McCartney 93-55-2 (all at Colorado, 1982-94)

McCartney won seven games in his first three years at Colorado and never had a losing season again. The all-time leader in wins at the school, he won three conference championships, won the school's only national championship (in 1990) and played for the national championship in 1989. McCartney coached 1994 Heisman Trophy winner Rashaan Salaam and was inducted into the College Football Hall of Fame in 2013.

AND OF THE TOP 150 PLAYERS ... Just one Buffalo, surprisingly (was hoping for two or three (e.g. QB Darian Hagan, TB Rashaan Salaam):

No. 116 Byron "Whizzer" White (RB, Colorado, 1935-37; Rushing yards: 1,864 | Total offense: 2,538 yards | Touchdowns: 24)

White excelled on the field and in the classroom at Colorado. In 1937, the Heisman runner-up led the nation in four major statistical categories: scoring, rushing, total offense and all-purpose yards. White's record-setting 246 all-purpose yards per game stood until Barry Sanders broke the mark in 1988. White was a Phi Beta Kappa scholar and first in his class at Colorado (180 hours of A, six of B). He became a Rhodes Scholar and was No. 1 in his class at Yale. White won two Bronze Stars in Pacific combat in World War II and in 1962, President John F. Kennedy appointed him to the U.S. Supreme Court, the youngest man at the time (44 years old) to be named to the nation's highest court (approved by a voice vote).

BUFFS ON ESPN'S GAMEDAY

Colorado has hosted ESPN's College GameDay three times (Sept. 23, 1995 vs. Texas A&M, Oct. 28, 1995 vs. Nebraska, Sept. 14, 1996 vs. Michigan); the Buffs have been the visiting team on three occasions as well (Oct. 29, 1994 at Nebraska, Sept. 30, 1995 at Oklahoma, Sept. 13, 1997 at Michigan).

TRUE FRESHMAN O-LINE STARTERS

It's pretty rare when a true freshman starts on the offensive line; in fact, in Colorado history current sophomore **OT Frank Fillip** became just the 12th player to do so when he started for the first time against Oregon State. Those dozen players have combined to make a total of **51** starts; no true freshman has started the entire season on the O-line. As the late great Keith Jackson would say, here's a list of CU's "big uglies" who have started games on the line (total number of starts in last column):

Player	Pos.	First Start	Opponent	Total	Player	Pos.	First Start	Opponent	Total
Leon White	OG	Nov. 10, 1973	at Kansas	3	Kai Maiva	OG	Sept. 29, 2007	OKLAHOMA	8
Guy Thurston	OG	Nov. 10, 1979	OKLAHOMA STATE	3	Ryan Miller	OT	Oct. 13, 2007	at Kansas	6
Eric Coyle	OG	Oct. 30, 1982	OKLAHOMA	4	Max Tuioti-Mariner	OG	Sept. 6, 2008	EASTERN WASHINGTON	2
Clint Moore	OG	Sept. 7, 1991	*WYOMING	3	Alex Lewis	OT	Sept. 17, 2011	Colorado State (Denver)	1^
Dolyn Jackson	OG	Sept. 21, 1991	MINNESOTA	8	Frank Fillip	OT	Oct. 27, 2018	OREGON STATE	2
Marwan Hage	OG	Oct. 21, 2000	at Kansas	2	(*—season opener; ^—started two other games at tight end)				
Brian Daniels	OG	Sept. 20, 2003	at Florida State	9					

COLD WEATHER GAMES

With the 2020 season commencing on Nov. 7 and seven games on the schedule through Dec. 18 or 19, chances are the Buffaloes will play in at least one game that will crack the school's coldest list in its history. Here's a list of a sub-30 degree weather at kickoff in CU annals (the Buffs are **14-8-1** all-time, including a **12-2-1** mark at home, when the thermometer doesn't crack 30):

COLORADO'S COLDEST GAMES (*—night game)

Date	Opponent	Result	Temperature (WC)/Conditions	Date	Opponent	Result	Temperature (WC)/Conditions
Nov. 11, 1911	COLORADO A&M	W 31- 0	7 (-1) / snow flurries	Nov. 23, 2007	NEBRASKA	W 65-51	24 (13) / cloudy
Nov. 21, 1931	COLORADO COLLEGE	W 17- 7	10 (7) / light snow	Nov. 15, 1997	at Kansas State	L 20-37	25 (6) / cloudy & windy
Nov. 2, 1991	*NEBRASKA	T 19-19	12 (-8) / cloudy	Nov. 7, 1936	UTAH	W 31- 7	27 (23) / cloudy
Nov. 23, 1918	at Denver	L 0- 6	15 (15) / cloudy	Nov. 28, 2015	at Utah	L 14-20	26 (21) / snow flurries
Nov. 16, 1996	*KANSAS STATE	W 12- 0	16 (-3) / snow flurries	Nov. 7, 1936	UTAH	W 31- 7	27 (23) / cloudy
Nov. 23, 1991	at Iowa State	W 17-14	17 (-8) / blizzard conditions	Nov. 22, 1958	at Utah	W 7- 0	28 (11) / snowy & windy
Nov. 2, 1935	COLORADO COLLEGE	W 23- 0	18 (14) / cloudy	Nov. 13, 1976	KANSAS	W 40-17	28 (19) / overcast, light fog
Nov. 14, 1959	at Nebraska	L 12-14	19 (-1) / cloudy & windy	Nov. 23, 2013	SOUTHERN CAL	L 29-47	29 (29) / partly cloudy
Nov. 11, 2000	IOWA STATE	L 27-35	19 (2) / snowfall throughout	Nov. 30, 2019	*at Utah	L 15-45	28 (23) / partly cloudy
Nov. 23, 1985	KANSAS STATE	W 30- 0	24 (13) / sunny & windy	(four others at 29 degrees: Mines 1919 (W), UNC 1926 (W), CC 1929 (W) & 1931 (W))			

**COLORADO BY THE NUMBERS ALL-TIME HISTORIC**

- 7-9** Colorado's record in overtime games (**1-1** in 2019);
- 9** The number of Buffaloes enshrined in the College Football Hall of Fame (eight players: Byron White, Joe Romig, Dick Anderson, Bobby Anderson, Alfred Williams, John Wooten, Herb Orvis, Michael Westbrook); and one coach: Bill McCartney).
- 16** The number of career interceptions by CU's all-time leader, **S John Stearns** (1970-72).
- 19-4** Colorado's record in games since 1972 when not committing a turnover or allowing a quarterback sack (**1-1** in 2019).
- 26** All-time CU conference titles (tied for 10th nationally: OU 49, NU 46, Michigan 42, Ohio St. 38, USC 37, Tulsa 35, Alabama 31, Texas 30, Fresno St. 28, UU 26).
- 29** The number of national championships CU has won in its athletic history: 20 skiing, 8 cross country (5 men's/3 women's), 1 football.
- 30** The number of tackles by **LB Jeff Geiser** against Kansas State on Nov. 24, 1973, CU's single game record (5 solo, 25 assists).
- 30** The number of states CU has played a football game in with the most recent addition of Massachusetts in 2014.
- 35** The number of career quarterback sacks by CU's all-time leader, **OLB Alfred Williams** (1987-90).
- 35-1-1** Colorado's all-time record when rushing for 300-plus yards in a game (last: **311** against New Hampshire in 2018).
- 37-11** Colorado's record in games in its history when it has had a 100-yard rusher and a 100-yard receiver in the same game.
- 42-30** Colorado's all-time record in games decided by one (27-17) or two (15-13) points.
- 54** The number of all-time players who have rushed for 1,000 or more yards in a CU uniform (seventh in the NCAA).
- 60** The length of the school record field goal **PK Mason Crosby** made against Iowa State in 2004.
- 62-36** The final score of CU's 2001 win over BCS No. 1 Nebraska, which earned the Buffs the Big 12 North title.
- 66-24** Colorado's record in games against unranked teams in the month of November, dating back to 1985.
- 64** The length of the pass from **QB Kordell Stewart** to **WR Michael Westbrook** (via **WR Blake Anderson** tip), known as "The Catch" at Michigan.
- 67** The length of **TB Charlie Davis'** TD run against Oklahoma State on Nov. 13, 1971, one that put him over the 1,000-yard mark for the season.
- 67** The length of **TB Rashaan Salaam's** TD run against Iowa State on Nov. 19, 1994, one that put him over the 2,000-yard mark for the season.
- 70** The number of wins Colorado has over teams ranked in the Associated Press weekly polls (23rd most all-time; **47** since 1989, 20th most).
- 72** The number of yards that 64-yard pass was in the air, thrown from the CU 32 to four yards deep in the end zone to rally CU to a 27-26 win.
- 76.3** The conversion rate by the Buffaloes on 3rd-&1 since 1984 (**558 of 732**; highlighted by 30-of-30 in 1989).
- 78-15-4** Colorado's record in games from 1989-96, the nation's fourth best overall record in the nation during that time frame.
- 93** The number of wins by Bill McCartney, CU's all-time winningest coach (93-55-5, 1982-94).
- 198, 6** The number of rushing yards and touchdowns, respectively, by **TB Chris Brown** against Nebraska on Nov. 23, 2001 in CU's 62-36 win.
- 236-9** Colorado's all-time record in games when it has scored 35 or more points (**327-29-1** with 30 or more points, with **125-2** with 43 or more).
- 242** The number of consecutive games Colorado scored in between 1988 and 2008, the ninth-longest all-time in Division I football.
- 245** The number of players from CU who have played in the National Football League, a top 20 figure nationally.
- 284** The number of receiving yards by **WR Paul Richardson** (vs. California, Sept. 10, 2011), breaking the old mark of **222** first set by **WR Walter Stanley** (vs. Texas Tech, Sept. 12, 1981) and then matched by **WR Rae Carruth** (at Missouri, Nov. 2, 1996).
- 289** The number of national or regional regular season games CU has had on television since 1990, one of the top 10 figures in the nation.
- 294** The number of career receptions by CU's all-time reception leader, **WR Nelson Spruce** (2012-15).
- 304** The number of times Colorado has been ranked in the Associated Press weekly poll (26th most all-time).
- 307** The number of career points by CU's all-time scoring leader, **PK Mason Crosby** (2003-06).
- 319** The number of wins Colorado has at Folsom Field since it opened on Oct. 1, 1924 (**507** games: **319-178-10**).
- 342** The number of rushing yards by **TB Charlie Davis** against Oklahoma State on Nov. 13, 1971, CU's single-game rushing record.
- 362** The number of all-purpose yards by **TB Rashaan Salaam** at Texas on Oct. 1, 1994, CU's single-game record (317 rushing, 45 receiving).
- 411** The number of home wins Colorado has in its history (combined between campus fields, Gamble Field and Folsom Field).
- 465** The number of passing yards by **QB Mike Moschetti** against San Jose State on Sept. 11, 1999, CU's single-game passing record.
- 486** The number of games announcer **Larry Zimmer** called on the radio for the Buffaloes, the most by anyone in CU history (retired after 2015).
- 493** The number of career tackles by CU's all-time leading tackler, **ILB Barry Remington** (1982-86).
- 533** The number of passing yards against Northeast Louisiana on Sept. 16, 1995, CU's single-game record.
- 551** The number of rushing yards at Arizona on Oct. 11, 1958, CU's single-game record.
- 711** The number of wins Colorado has in its history (26th most all-time).
- 767** The number of yards of total offense against San Jose State on Sept. 11, 1999, CU's single-game record.
- 1,149** The number of receiving yards by **WR Charles Johnson** in 1992, CU's single-season record.
- 1,262** The number of games Colorado has played in its history (131 seasons of intercollegiate football).
- 2,055** The number of rushing yards **TB Rashaan Salaam** had in 1994 (the fourth at the time with a 2,000-yard season), on his way to the Heisman.
- 3,156** The number of passing yards by **QB Koy Detmer** in 1996, CU's single-season record.
- 3,347** The number of career yards by CU's all-time receiving leader, **WR Nelson Spruce** (2012-15).
- 3,940** The number of career yards by CU's all-time rushing leader, **TB Eric Bienenmy** (1987-90).
- 5,345** The elevation in feet of CU's Folsom Field (field level), the third highest stadium elevation in the FBS (behind Wyoming and Air Force).
- 9,649** The number of career passing yards by CU's all-time passing leader, **QB Steven Montez** (2016-19).
- 10,609** The number of career yards by CU's all-time total offense leader, **QB Steven Montez** (2016-19).

MONTHLY TAB

Colorado is **73-61-1** in its last **135** November games (**67-45** against all-comers aside from Nebraska, going 6-16-1 against NU in turkey month, and **66-24** against unranked teams since 1985. The Buffs are **59-63-2** in their last **124** October games dating back to 1989 and is **71-41** in its last **112** September games, a pretty decent record considering the quality of non-conference schedule CU almost annually plays. The Buffs are **5-9** in December games since 1993, including bowls, and are **4-3-1** in August games in its history.

**300+AT FOLSOM**

Colorado is **319-178-10** in its 97th season playing its home games at Folsom Field (**507** in all). The first game at Folsom was Oct. 11, 1924 (*then known as Colorado Stadium, built at a cost of \$75,000*); previous, CU was **73-17-6** at Gamble Field and **19-5** on other grass areas of campus; the Buffs are **410-200-16** all-time at home. The 2016 season marked CU's first winning one at home in six years, as the Buffaloes went **6-0**; Colorado's last winning record at home had been in 2010 (with a 4-2 mark); it was CU's first undefeated season at home since 1994, when the Buffs went 6-0 in the late Rashaan Salaam's Heisman Trophy winning year. Over the 2011-12 seasons, CU was just 1-10 in Boulder before going 3-3 in Folsom in Mike MacIntyre's first season; the Buffs pulled even at home under "Mac" with the 6-0 mark in 2016 and finished **18-17** at Folsom in his tenure. CU is **1-0** at home under Karl Dorrell.

RANKED "UNDEFEATEDS" FALL AT FOLSOM

Eleven ranked, undefeated teams have lost their "0" in the loss column at Folsom Field since 1989. The last was Kansas in 2009, as the Jayhawks (5-0) hit town ranked No. 17 and lost 34-30. In 2007, Oklahoma (4-0) rolled in ranked No. 3 and left with a 27-24 setback; in 2002, Kansas State came to Boulder ranked No. 13 at 4-0 and lost, 35-31. Two bit the dust in 2001: Nebraska (11-0, No. 1 in the BCS and No. 2 in the polls) fell 62-36 game to the Buffs, as did Texas A & M (5-0, No. 20), 31-21. In 1998, No. 22 Texas Tech (6-0) lost 19-17; in 1995, No.3 Texas A&M (2-0) lost, 29-21; in 1994, No. 10 Wisconsin (2-0) was crushed, 55-17; and in 1990, No. 12 Washington (3-0) left a 20-14 loser. In 1989, No. 10 Illinois (2-0) lost 38-7 and No. 3 Nebraska (8-0) fell, 27-21. (*Not included is a 43-10 win over No. 23-FCS Charleston Southern in 2013, which came to Boulder with a 7-0 mark.*)

THE PRIMO TWENTY-FOUR

Colorado is one of just **24** schools in I-A/FBS history to be able to make the claim of winning (or sharing) a national championship and also having a Heisman Trophy winner. The criteria for national championship consideration included those crowned by the *Associated Press*, the coaches, the BCS and the CFP; 30 total schools at one point in the past have been able to claim the throne. This prestigious short list (Alabama is the latest to join, doing so in 2009):

School	National Championships	Heisman Trophies	School	National Championships	Heisman Trophies
Alabama	1961-64-65-73-78-79-92-09-11-12-15	2009-15	Nebraska	1970-71-94-95-97	1972-83-2001
Army	1944-45	1945-46-58	Notre Dame	1943-46-47-49-66-73-77-88	1943-47-49-53-56-64-87
Auburn	1957-2010	1971-85-2010	Ohio State	1942-54-57-68-2002	1944-50-55-74-75-95-2006
Brigham Young	1984	1990	Oklahoma	1950-55-56-74-75-85-2000	1952-69-78-2003-08-17-18
Colorado	1990	1994	Penn State	1982-86	1973
Florida	1996-2006-08	1966-96-2007	Pittsburgh	1937-76	1976
Florida State	1993-99-2013	1993-2000-13	Syracuse	1959	1961
Georgia	1980	1942-82	Texas	1963-69-70-2005	1977-98
Louisiana State	1958-2003-19	1959-2019	Texas A & M	1939	1957-2012
Miami, Fla.	1983-87-89-91-2001	1986-92	TCU	1938	1938
Michigan	1948-97	1940-91-97	UCLA	1954	1967
Minnesota	1936-40-60	1941	USC	1962-67-72-74-78-2003-04	1965-68-79-81-2002-04-05

Schools with national championships and no Heisman winner are Michigan State (2), Tennessee (2) and Clemson, Georgia Tech, Maryland and Washington (all 1).

THE BUFFS & COLLEGE FOOTBALL HARDWARE

Colorado is in an elite group when it comes to claiming college football's prestigious trophies dating back to the 1990 season. A proliferation of awards has emerged since the late 1980s, and the Buffs are near the top of the list when it comes to collecting these statues. CU has had seven different players win nine trophies over the last 29 seasons (1990-2018), the 18th most nationally when it comes to trophies (and tied for 17th as well in the number of *different* players who have been honored). The below postseason "hardware" count includes the Heisman Trophy and the Lombardi, Maxwell, Walter Camp, Butkus, Thorpe, O'Brien, Unitas, Groza, Biletnikoff, Doak Walker, Nagurski, Bednarik, Mackey, Tatupu (defunct), Ray Guy, Rimington, Lott, Hendricks, Hornung and Bullworth (on-field player awards only—for example, if the Draddy/Campbell was included, CU would have one more on each list; so players only, no coaches, no "fad" awards around for a year or two, and no Disney Spirit, Orange Bowl Courage, etc. awards). The list of schools that have had winners between 1990 and 2018 (players only; LSU and Michigan players shared the 2004 Rimington Award and thus were both compensated for in the trophy count):

School	Players Trophies	School	Players Trophies	School	Players Trophies	School	Players Trophies	School	Players Trophies
Alabama	22 31	Iowa	10 10	Texas Tech	5 5	Northwestern	1 4	Temple	1 2
Oklahoma	16 27	Clemson	8 10	Utah	5 5	Washington State	3 3	Cincinnati	1 1
Ohio State	15 26	Stanford	7 10	TCU	4 5	Illinois	3 3	Colorado State	1 1
Texas	12 23	UCLA	8 9	Washington	4 5	Memphis	3 3	East Carolina	1 1
Florida State	12 22	COLORADO	7 9	Arizona State	3 5	Oregon State	3 3	Florida Atlantic	1 1
Louisiana State	11 19	Arizona	6 9	Baylor	3 5	Louisiana Tech	2 3	Fresno State	1 1
Michigan	10 18	Oregon	5 9	Tennessee	3 5	Maryland	2 3	Hawai'i	1 1
Penn State	10 18	Texas A&M	7 8	Brigham Young	2 5	Virginia Tech	2 3	Houston	1 1
Miami, Fla.	9 17	Auburn	5 8	Georgia Tech	4 4	California	2 2	Marshall	1 1
Wisconsin	13 16	Louisville	5 8	Kansas State	4 4	Missouri	2 2	Mississippi State	1 1
Florida	8 15	Pittsburgh	3 7	Michigan State	4 4	Tulane	2 2	Rutgers	1 1
Notre Dame	8 15	Oklahoma State	6 6	Purdue	4 4	Virginia	2 2	South Carolina	1 1
Nebraska	9 14	Arkansas	4 6	Minnesota	3 4	Wake Forest	2 2	Southern Miss	1 1
USC	8 13	Kentucky	4 6	Mississippi	3 4	West Virginia	2 2	Syracuse	1 1
Georgia	8 11	Boston College	3 6	N.C. State	3 4	North Carolina	1 2	Wyoming	1 1

ALL-TIME CONSENSUS ALL-AMERICANS

Colorado is tied for 21st all-time with **31** consensus All-America selections, the fourth-most among Pac-12 schools (per NCAA guidelines: players need to be named first-team on at least two of the five organizations the NCAA recognizes: AFCA, AP, FWAA, Walter Camp and *The Sporting News*). The top 25:

Notre Dame 102, Ohio State 85, Michigan 83, Oklahoma 81, USC 81, Alabama 74, Texas 60, Nebraska 54, Pittsburgh 51, Florida State 45, Penn State 42, UCLA 41, Tennessee 40, Army 37, Stanford 37, LSU 35, Miami-Fla. 35, Georgia 33, Minnesota 33, Florida 32, **Colorado 31**, Michigan State 31, Auburn 30, Texas A&M 30, California 29, Wisconsin 29 (rest of Pac-12: 32. Washington 23; 37. Arizona State 18; 39. Arizona 16; 56. Oregon State, Utah, Washington State 8; 60. Oregon 7).



2020 PAC-12 SCHEDULES & RESULTS

ARIZONA (0-0)

◆ at Utah Canceled
 N 14 ◆ SOUTHERN CALIFORNIA
 N 21 ◆ at Washington
 N 28 ◆ at UCLA
D 5 ◆ COLORADO
 D 11 ◆ ARIZONA STATE
 D 18 (or 19) P12 Ch Game or TBD

ARIZONA STATE (0-1)

27 ◆ at Southern California 28
 N 14 ◆ CALIFORNIA
N 21 ◆ at Colorado
 N 28 ◆ UTAH
 D 5 ◆ UCLA
 D 11 ◆ at Arizona
 D 18 (or 19) P12 Ch Game or TBD

CALIFORNIA (0-0)

◆ WASHINGTON Canceled
 N 14 ◆ at Arizona State
 N 21 ◆ at Oregon State
 N 27 ◆ STANFORD
 D 5 ◆ OREGON
 D 12 ◆ at Washington State
 D 18 (or 19) P12 Ch Game or TBD

COLORADO (1-0)

48 ◆ UCLA 42
 N 14 ◆ at Stanford
 N 21 ◆ ARIZONA STATE
 N 27 ◆ at Southern California
 D 5 ◆ at Arizona
 D 11 ◆ UTAH
 D 18 (or 19) P12 Ch Game or TBD

OREGON (1-0)

35 ◆ STANFORD 14
 N 14 ◆ at Washington State
 N 20 ◆ UCLA
 N 27 ◆ at Oregon State
 D 5 ◆ at California
 D 12 ◆ WASHINGTON
 D 18 (or 19) P12 Ch Game or TBD

OREGON STATE (0-1)

28 ◆ WASHINGTON STATE 38
 N 14 ◆ at Washington
 N 21 ◆ CALIFORNIA
 N 27 ◆ OREGON
 D 5 ◆ at Utah
 D 12 ◆ at Stanford
 D 18 (or 19) P12 Ch Game or TBD

SOUTHERN CAL (1-0)

28 ◆ ARIZONA STATE 27
 N 14 ◆ at Arizona
 N 21 ◆ at Utah
 N 28 ◆ COLORADO
 D 4 ◆ WASHINGTON STATE
 D 12 ◆ at UCLA
 D 18 (or 19) P12 Ch Game or TBD

STANFORD (0-1)

14 ◆ at Oregon 35
N 14 ◆ COLORADO
 N 21 ◆ WASHINGTON STATE
 N 27 ◆ at California
 D 5 ◆ at Washington
 D 12 ◆ OREGON STATE
 D 18 (or 19) P12 Ch Game or TBD

UCLA (0-1)

42 ◆ at Colorado 48
 N 14 ◆ UTAH
 N 20 ◆ at Oregon
 N 28 ◆ ARIZONA
 D 5 ◆ at Arizona State
 D 12 ◆ SOUTHERN CALIFORNIA
 D 18 (or 19) P12 Ch Game or TBD

UTAH (0-0)

◆ ARIZONA Canceled
 N 14 ◆ at UCLA
 N 21 ◆ SOUTHERN CALIFORNIA
 N 28 ◆ at Arizona State
 D 5 ◆ OREGON STATE
D 11 ◆ at Colorado
 D 18 (or 19) P12 Ch Game or TBD

WASHINGTON (0-0)

◆ at California Canceled
 N 14 ◆ OREGON STATE
 N 21 ◆ ARIZONA
 N 27 ◆ at Washington State
 D 5 ◆ STANFORD
 D 12 ◆ at Oregon
 D 18 (or 19) P12 Ch Game or TBD

WASHINGTON ST. (1-0)

38 ◆ at Oregon State 28
 N 14 ◆ OREGON
 N 21 ◆ at Stanford
 N 27 ◆ WASHINGTON
 D 4 ◆ at Southern California
 D 12 ◆ CALIFORNIA
 D 18 (or 19) P12 Ch Game or TBD

KEY: ◆—Pac-12 Conference game.

OPPONENTS & 2020 SCHEDULE TIDBITS

The six opponents on the 2020 Colorado schedule combined for a **39-37** record in 2019 (51.3 winning percentage); the 12 teams on the original schedule combined for an **81-70** mark in 2019 (53.6 winning percentage); seven teams earned bowl invitations and six won eight or more games.

- The three canceled non-conference games due to the pandemic were at Colorado State (Sept. 5), against Fresno State in Boulder (Sept. 12) and at Texas A&M (Sept. 19). After the Pac-12 released revised schedules on July 31, games that were eventually cancelled included home games against Washington State and Oregon State and road games at Oregon (which would have been the new opener on Sept. 26) and Washington.
- The Sept. 5 game canceled at Colorado State was the last in an 11-game series renegotiated and signed in December 2009; the 2010 through 2019 games were scheduled for and played in Denver, with the 2020 contest in Fort Collins (which was to be the first home game in the series for CSU since 1996). The schools will not play in 2021 or 2022 and will resume their series in 2023 (Sept. 16 in Boulder and Sept. 14 in Fort Collins). The series then will go on hiatus until 2029-30, when tentative dates have been discussed but nothing contractually signed at this time. The neighboring rivals had played every year since 1995 and 31 times dating back to 1983 when the series resumed after a 25-year dormancy (CU leads overall, 67-22-2, and 23-8 since '83).
- Colorado and Texas A&M were set to resume their rivalry from their Big 12 Conference days; they last met in 2009.
- This was Colorado's latest season opener in 102 years, or since Nov. 16, 1918; that year the start of the season was also delayed to an influenza pandemic at the end of World War I, brought back to the states from returning servicemen. CU lost that game at home to Colorado State Teachers College (now Northern Colorado), 9-0. The only other season that started later was CU's first in 1890 (a 20-0 loss at the Denver Athletic Club on Nov. 15).
- The last time a conference opponent was the foe in a season opener was in 1961, when CU defeated Oklahoma State in Boulder, 24-0.
- The Buffaloes opened on a Saturday for the first time since 2012 after opening on a weeknight for the six straight seasons (2014, 2016, 2017, 2018 and 2019 in Denver, 2015 in Honolulu); the Buffs opened the 2013 season on a Sunday. All but two of CU's 27 head coaches, including Karl Dorrell, opened their CU head coaching careers on a Saturday (exceptions—the previous two: Mike MacIntyre in 2013 and Mel Tucker in 2019).
- Entering its 10th season as a member of the Pac-12, Colorado opened Pac-12 league play at home for the fifth time in the last seven years. CU is 5-5 overall in Pac-12 openers (2-4 at home).
- **Friday Night Lights.** The Buffaloes will play on a Friday night at least once (Dec. 11 versus Utah) for the seventh straight year. Colorado is 18-25 all-time on Fridays, which includes an 8-10 record at night (CU is 5-7 on Friday nights since joining the Pac-12, 1-6 in league games).
- With the one Friday night affair, Colorado will have had at least one regular season game on a non-Saturday for the 25th straight season; the Buffs had played the Friday after Thanksgiving from 1996 through 2012, a span of 17 seasons (Nebraska 1995-2010, Utah 2011-12). But starting in 2013, the game with the Utes has been passed on by the Pac-12's television partners for Friday airing.
- The Dec. 11 home game against Utah will be the latest home game at Folsom Field in CU history (as would be a game played on Dec. 18 or 19 should CU host one of those dates). There have been just four December home games in school history: in 1890 (Dec. 13 vs. Colorado Mines); in 1903 (Dec. 5 vs. Colorado Mines); in 1918 (Dec. 7 vs. Colorado College); and in 1961 (Dec. 2 vs. Air Force). The latter is the latest game played in Folsom Field; in 1939, the only home game on Nov. 30 took place (vs. Denver).
- And with the season finale set for Dec. 18 or 19, it will be the latest game to ever end the regular schedule. The 1890 finale was on Dec. 13; three regular seasons ended on Dec. 7 (1918, 1963, when a game against Air Force was delayed two weeks due to the assassination of President John F. Kennedy and in 2002 (Big 12 title game against Oklahoma).
- Colorado is scheduled to travel **5,194** ground and air miles round-trip for its non-Boulder games in 2020: Stanford (San Francisco, 2,042), Arizona (Tucson, 1,349) and Southern California (Los Angeles, 1,803). CU traveled **7,014** miles in 2019, **8,028** miles in 2018, **7,086** in 2017 and **11,704** in 2016 (two extra games). *Where applicable, includes 83 round trip miles to DIA.*



**A LOOK AT THE PAC-12 DIVISIONS**

After the Pac-12 announced it was expanding to 12 teams in 2010 with the late spring additions of Colorado (June 10) and Utah (June 17), later that year the divisions in football only were announced: CU and Utah joined Arizona, Arizona State, Southern California and UCLA in the Pac-12 South; the Oregon and Washington schools along with Cal and Stanford would comprise the Pac-12 North. Here's a look at the divisions and the all-time records of each program as listed by the NCAA through games of November 7 (2020 records in parenthesis):

PAC-12 SOUTH	Seasons	Games	W	L	T	Pct.	PAC-12 NORTH	Seasons	Games	W	L	T	Pct.
Arizona (0-0)	117	1,123	617	473	33	.566	California (0-0).....	125	1,271	676	544	51	.552
Arizona State (0-1)	108	1,046	622	400	24	.607	Oregon (1-0).....	125	1,215	670	499	46	.570
Colorado (1-0).....	131	1,262	711	515	36	.578	Oregon State (0-1).....	124	1,198	537	611	50	.470
Southern California (1-0).....	127	1,253	848	351	54	.698	Stanford (0-1).....	114	1,174	657	468	49	.581
UCLA (0-1).....	102	1,076	609	430	37	.584	Washington (0-0).....	131	1,247	743	454	50	.616
Utah (0-0).....	127	1,186	688	467	31	.593	Washington State (1-0).....	125	1,162	553	564	45	.495
Totals	6,946	4095	2636	215	.605		Totals	7,267	3836	3140	291	.548	

ALL-TIME PAC-12 HEAD-TO-HEAD SERIES RECORDS

A look at the team versus team football histories in the Pac-12 (won-lost-tied; does not include vacated games):

School	UA	ASU	CAL	COLO	OREG	OSU	STAN	UCLA	USC	UTAH	WASH	WSU	Totals
Arizona	40-42-1	19-14-2	8-14	17-27	24-16-1	14-17	16-25-2	8-35	19-24-2	11-22-1	27-17	204-252- 9
Arizona State	42-40-1	17-18	8-3	18-20	29-13-1	17-14	14-21-1	13-24	22-9	20-16	27-15-2	227-194- 5
California	14-19-2	18-17	6-4	38-39-1	37-34	42-51-6	34-55-1	31-71-5	6-6	42-55-4	47-28-5	315-379-24
Colorado	14-8	3-8	4-6	9-13	5-6	5-6	5-11	0-14	32-31-3	6-12-1	6-7	89-122- 4
Oregon	27-17	20-18	39-38-1	13-9	66-47-10	34-46-1	29-40	21-39-2	23-10	47-60-5	48-42-7	368-366-25
Oregon State	16-24-1	14-29-1	34-37	6-5	47-66-10	25-58-3	17-43-4	11-63-4	11-10-1	34-67-4	47-55-3	262-457-31
Southern California	35-8	24-13	71-31-5	14-0	39-21-2	63-11-4	64-33-3	50-32-7	12-6	52-30-4	60-10-4	484-195-29
Stanford	17-14	14-17	51-42-6	6-5	46-34-1	58-25-3	42-46-3	33-64-3	4-5	42-43-4	40-29-1	353-324-21
UCLA	25-16-2	21-14-1	55-34-1	11-5	40-29	43-17-4	46-42-3	32-50-7	11-7	40-32-2	41-20-1	365-266-21
Utah	24-19-2	9-22	6-6	31-32-3	10-23	10-11-1	5-4	7-11	6-12	2-12	8-9	118-161- 6
Washington	22-11-1	16-20	55-41-4	12-6-1	60-47-5	67-34-4	43-42-4	32-40-2	30-52-4	12-2	74-32-6	413-328-31
Washington State	17-27	15-27-2	29-47-5	7-6	42-48-7	55-47-3	29-40-1	20-41-1	10-60-4	9-8	32-74-6	265-425-28

PERCEPTION

Here's a quick fact when it came to CU and Utah joining the Pac-12 back in 2010: the two are travel partners, and most assumed it would not be a cozy as the other five pairs. Well, first of all, it's not like they travel together, the same teams will roll into Boulder and Salt Lake City the same weekends, and the other schools will host CU and Utah in one order or the other. The campuses of CU and Utah are 356 miles apart; did you know Washington and Washington State's campuses are 252 miles apart? And the Arizona schools are separated by 102 miles; the others are all under 40, with USC and UCLA the closest. Bottom line is that CU and Utah are not really that far out of whack (Texas A&M and Texas Tech are further apart than the Buffs and the Utes by some 29 miles).

**FOLSOM FIELD RANKED SEVENTH TOUGHEST PLACE TO PLAY**

Yahoo! Sports in 2012 came out with its top 25 toughest places to play list, and lo and behold, Folsom Field came in at No. 7. In ranking CU in that spot, Yahoo! wrote: "Folsom Field, home of the Colorado Buffaloes, is one of the most underrated venues in college sports. The fans here always cheer hard and loud, and they are quite respectful and friendly to visiting fans." The Top 10 were comprised of: 1. Ohio State (*Ohio Stadium*); 2. Florida (*Ben Hill Griffin Stadium, a.k.a. the Swamp*); 3. Louisiana State (*Tiger Stadium, a.k.a., Death Valley*); 4. Auburn (*Jordan-Hare Stadium*); 5. Michigan State (*Spartan Stadium*); 6. Miami, Fla. (*Sun Life Stadium*); 7. Colorado (*Folsom Field*); 8. West Virginia (*Mountaineer Field at Milan Puskar Stadium*); 9. Iowa (*Kinnick Stadium*); 10. Texas A&M (*Kyle Field*). The next Pac-12 school on the list was Oregon (*Autzen Stadium*) at No. 21, with Washington at No. 23 (*Husky Stadium*).

FOLSOM FIELD #1

In 2017, *LawnStarter.com* ranked its top 16 College Football Stadiums with the Best Natural Scenery, and lo and behold, coming in at the top was CU's own **Folsom Field**. The top 10: 1. **Folsom Field (Colorado)**; 2. Lavell Edwards Stadium (BYU); 3. Utah Stadium (Utah); 4. Romney Stadium (Utah State); 5. Rose Bowl (UCLA); 6. Sun Bowl (UTEP); 7. Ryan Field (Northwestern); 8. Scott Stadium (Virginia); 9. Michie Stadium (Army); 10. **Kidd Brewer Stadium (Appalachian State)**; 11. Dowdy-Ficklen Stadium (East Carolina); 12. Dix Stadium (Kent State); 13. Memorial Stadium (California); 14. Kenan Stadium (North Carolina); 15. Memorial Stadium (Kansas); 16. Spartan Stadium (San Jose State).

The same publication ranked CU's natural grass field the third best national behind Iowa State (Jack Trice Field) and Northwestern (Ryan Field).

U.S. NEWS & WORLD REPORT TABS BOULDER #1

In October 2020, *U.S. News & World Report* released its annual ranking of the top 150 places to live in the United States. In its summary, the publication wrote: "Snug against the foothills where the Great Plains give rise to the Rocky Mountains, Boulder is nothing if not a looker. This city reveals its spectacle at the crest of a hill on U.S. Route 36 from Denver with its iconic sandstone slabs rising from the mountains, prefaced by pine-clad mesas and cradled within the backdrop of the snow-capped Indian Peaks." Boulder received high scores for desirability, job market and quality of life (also receiving the No. 1 ranking in the latter). The top 10: 1. **Boulder**; 2. Denver; 3. Austin, Texas; 4. Colorado Springs; 5. Fort Collins, Colo.; 6. Charlotte, N.C.; 7. Des Moines, Iowa; 8. Fayetteville, Ark.; 9. Portland, Ore.; 10. San Francisco. *Other Pac-12 Metro Areas*: 13. Seattle; 29. San Jose, Calif.; 31. Salt Lake City; 53. Phoenix; 76. Eugene; 80. Salem, Ore.; 85. Spokane; 97. Los Angeles; 113. Tucson.



ACTIVE COLORADO CAREER STATISTICAL CHARTS

RUSHING

Rk	Player (Seasons)	Att.	Yards	Avg.	TD
1	Eric Bieniemy (1987-90)	699	3,940	5.63	41
2	Phillip Lindsay (2014-17)	750	3,707	4.94	36
3	Rodney Stewart (2008-11)	809	3,598	4.45	25
4	Rashaan Salaam (1992-94)	486	3,057	6.29	33
5	Bobby Purify (2000-04)	595	3,016	5.07	20
10	Herchell Troutman (1994-97)	568	2,487	4.38	21
15	Kayo Lam (1933-35)	313	2,140	6.84	18
20	Carroll Hardy (1951-54)	291	1,999	6.87	23
25	William Harris (1965-67)	330	1,585	4.80	4
30	Mark Hatcher (1984-87)	375	1,470	3.92	16
35	Erich Kissick (1986-89)	256	1,297	5.07	8
40	Michael Adkins II (2013-17)	247	1,200	4.86	13
50	Chuck Weiss (1958-60)	242	1,039	4.29	12
55	Willie Beebe (1978-81)	229	967	4.22	9
60	Alex Fontenot (2018-20)	196	917	4.68	6
104	Jaren Mangham (2019-20)	116	447	3.85	4

PASSING

Rk	Player (Seasons)	Att-Com-Int	Pct.	Yards	TD	Rating
1	Steven Montez (2016-19)	1312-820-32	62.5	9,649	63	135.25
2	Sefo Liufau (2013-16)	1383-870-36	62.9	9,568	60	130.13
3	Cody Hawkins (2007-10)	1214-667-41	54.9	7,409	60	115.76
4	Joel Klatt (2002-05)	1095-666-33	60.8	7,375	44	124.63
5	Kordell Stewart (1991-94)	785-456-19	58.1	6,481	33	136.47
6	Tyler Hansen (2008-11)	872-505-28	57.9	5,705	35	119.69
7	Koy Detmer (1992-96)	594-350-25	58.9	5,390	40	148.95
8	Mike Moschetti (1998-99)	607-366-19	60.3	4,797	33	138.36
9	John Hessler (1994-97)	627-347-26	55.3	4,788	34	129.09
10	Steve Vogel (1981-84)	688-309-33	44.9	3,912	27	96.03
11	Darian Hagan (1988-91)	424-213-19	50.2	3,801	27	137.59

TOTAL OFFENSE

Rk	Player (Seasons)	Rush	Pass	Total	TDR
1	Steven Montez (2016-19)	960	9,649	10,609	74
2	Sefo Liufau (2013-16)	941	9,568	10,509	73
3	Kordell Stewart (1991-94)	1,289	6,481	7,770	48
4	Cody Hawkins (2007-10)	-159	7,409	7,250	67
5	Joel Klatt (2002-05)	-130	7,375	7,245	47

RECEIVING (Receptions)

Rk	Player (Seasons)	No.	Yards	Avg.	TD
1	Nelson Spruce (2012-15)	294	3,347	11.4	23
2	Scotty McKnight (2007-10)	215	2,521	11.7	22
3	Shay Fields (2014-17)	190	2,552	13.4	21
4	Michael Westbrook (1991-94)	167	2,548	15.3	19
5	Paul Richardson (2010-13)	156	2,412	15.5	21
6	Phil Savoy (1994-97)	152	2,176	14.3	14
7	Bryce Bobo (2014-17)	150	1,638	10.9	10
8	Laviska Shenault (2017-19)	149	1,943	13.0	10
9	Devin Ross (2013-17)	140	1,621	11.6	9
10	Javon Green (1997-2000)	136	2,031	14.9	17
11	Rae Carruth (1992-96)	135	2,540	18.8	20
12	Derek McCoy (2000-03)	134	2,038	15.2	20
13	Charles E. Johnson (1990-93)	127	2,447	19.3	15
14	Monte Huber (1967-69)	111	1,436	12.9	5
15	Phillip Lindsay (2014-17)	110	976	8.8	3
16	*Daniel Graham (1998-2001)	106	1,543	14.6	11
17	Patrick Williams (2005-08)	104	1,070	10.3	3
18	Dusty Sprague (2004-07)	103	1,261	12.2	4
19	*Christian Fauria (1991-94)	98	1,058	10.8	11
20	Darrin Chiaverini (1995-98)	97	1,199	12.4	6
21	D.J. Hackett (2002-03)	93	1,194	12.8	9
22	Rodney Stewart (2008-11)	93	969	10.4	0
23	*Dave Hestera (1981-83)	91	1,057	11.6	2
24	Tony Jones (2011-14)	90	558	6.2	3
25	K.D. Nixon (2017-20)	89	1,128	12.7	7
71	Dimitri Stanley (2018-20)	41	421	10.2	2
89	Brady Russell (2018-20)	33	339	10.3	3
105	Alex Fontenot (2018-20)	27	122	4.5	0

RECEIVING (Yards)

Rk	Player (Seasons)	No.	Yards	Avg.	TD
1	Nelson Spruce (2012-15)	294	3,347	11.4	23
2	Shay Fields (2014-17)	190	2,552	13.4	21
3	Michael Westbrook (1991-94)	167	2,548	15.3	19
4	Rae Carruth (1992-96)	135	2,540	18.8	20
5	Scotty McKnight (2007-10)	215	2,521	11.7	22
6	Charles E. Johnson (1990-93)	127	2,447	19.3	15
7	Paul Richardson (2010-13)	156	2,412	15.5	21
8	Phil Savoy (1994-97)	152	2,176	14.3	14
9	Derek McCoy (2000-03)	134	2,038	15.2	20
10	Javon Green (1997-2000)	136	2,031	14.9	17
11	Laviska Shenault (2017-19)	149	1,943	13.0	10
12	Bryce Bobo (2014-17)	150	1,638	10.9	10
13	Devin Ross (2013-17)	140	1,621	11.7	9
13	*Daniel Graham (1998-2001)	106	1,543	14.6	11
15	Monte Huber (1967-69)	111	1,436	12.9	5
16	Dusty Sprague (2004-07)	103	1,261	12.2	4
17	Mike Pritchard (1987-90)	47	1,241	26.4	10
18	Marcus Stiggers (1996-99)	80	1,223	15.1	10
19	Ron Brown (1981-85)	57	1,217	21.4	8
20	Darrin Chiaverini (1995-98)	97	1,199	12.4	6
21	D.J. Hackett (2002-03)	93	1,194	12.8	9
22	Toney Clemons (2010-11)	86	1,162	13.5	11
23	*Jon Embree (1983-86)	80	1,166	14.6	5
24	K.D. Nixon (2017-20)	89	1,128	12.7	7
25	Loy Alexander (1983-85)	78	1,107	14.2	8
97	Dimitri Stanley (2018-20)	41	421	10.2	2

ALL-PURPOSE YARDS

Rk	Player (Seasons)	Rush	Rec	KOR	PR	Total
1	Phillip Lindsay (2014-17)	3,707	976	1,077	0	5,760
2	Rodney Stewart (2008-11)	3,598	969	239	22	4,828
3	Eric Bieniemy (1987-90)	3,940	380	31	0	4,351
4	Hugh Charles (2004-07)	2,659	552	411	0	3,622
5	Nelson Spruce (2012-15)	2	3,347	63	180	3,592
10	Charlie Davis (1971-73)	2,958	131	75	0	3,164
25	Scotty McKnight (2007-10)	4	2,521	21	36	2,582
30	Josh Smith (2007-08)	66	838	1,276	292	2,472
35	Laviska Shenault (2017-19)	280	1,943	54	55	2,332
40	Walter Stanley (1980-81)	399	490	1,172	138	2,199
45	Ron Brown (1981-85)	751	1,217	128	0	2,096
55	K.D. Nixon (2017-20)	31	1,128	758	9	1,926

YARDS FROM SCRIMMAGE

Rk	Player (Seasons)	Rush	Rec	Total
1	Phillip Lindsay (2014-18)	3,707	976	4,683
2	Rodney Stewart (2008-11)	3,598	969	4,567
3	Eric Bieniemy (1987-90)	3,940	380	4,320
4	Bobby Purify (2000-04)	3,016	508	3,524
5	Rashaan Salaam (1992-94)	3,057	412	3,469
10	Lee Rouson (1981-84)	2,296	699	2,995
20	Scotty McKnight (2007-10)	4	2,521	2,525
21	Paul Richardson (2010-13)	38	2,412	2,450
22	Bobby Anderson (1967-69)	2,367	68	2,435
23	Christian Powell (2012-15)	2,040	229	2,269
24	Kayo Lam (1933-35)	2,140	111	2,251
25	Laviska Shenault (2017-19)	280	1,943	2,223

SCORING

Rk	Player (Seasons)	TD	2Pt	EP-EPA	FG-FGA	PTS
1	Mason Crosby (2003-06)	0	0-0	109-117	66-88	307
2	Will Oliver (2011-14)	0	0-0	129-131	50-69	279
3	Eric Bieniemy (1987-90)	42	1-1	0-0	0-0	254
4	Phillip Lindsay (2014-17)	39	0-0	0-0	0-0	234
5	Jeremy Aldrich (1996-99)	0	0-0	87-95	48-64	231
6	Bobby Anderson (1967-69)	35	1-2	0-0	0-0	212
7	Chris Brown (2001-02)	34	0-0	0-0	0-0	204
8	James Stefanou (2017-20)	0	0-0	97-98	34-49	199
9	Rashaan Salaam (1992-94)	33	0-0	0-0	0-0	198
10	Tom Field (1979-83)	0	0-0	82-86	36-55	190
91	K.D. Nixon (2017-20)	8	0-0	0-0	0-0	48



ACTIVE COLORADO CAREER STATISTICAL CHARTS, CONTINUED

KICK SCORING

Rk	Player (Seasons)	EP-EPA	FG-FGA	PTS
1	Mason Crosby (2003-06)	109-117	66-88	307
2	Will Oliver (2011-14)	129-131	50-69	279
3	Jeremy Aldrich (1996-99)	87-95	48-64	231
4	James Stefanou (2017-20)	97-98	34-49	199
5	Tom Field (1979-83)	82-86	36-55	190
—	Evan Price (2019-20)	11-11	11-13	44

PUNTING

Rk	Player (Seasons)	No.	Yards	Avg.	Long	In 20
1	Mark Mariscal (1999-2002)	99	4,632	46.79	68	25
2	Barry Helton (1984-87)	153	6,873	44.92	68	44
3	Keith English (1985-88)	55	2,457	44.67	77	21
4	Zack Jordan (1950-52)	137	6,113	44.62	78	23
5	John Torp (2002-05)	205	9,145	44.61	72	65

KICKOFF RETURNS

Rk	Player (Seasons)	No.	Yards	Avg.	TD
1	Ben Kelly (1997-99)	64	1,798	28.1	3
2	Terrence Wheatley (2003-07)	56	1,350	24.1	0
3	Josh Smith (2007-08)	50	1,276	25.5	1
4	M.J. Nelson (1986-89)	51	1,198	23.5	0
5	Walter Stanley (1980-81)	49	1,172	23.9	1
10	Ryan Severson (2013-16)	40	872	21.8	0
15	K.D. Nixon (2017-20)	33	758	23.0	0

INTERCEPTIONS

Rk	Player (Seasons)	No.	Yards	Avg.	TD
1	John Stearns (1970-72)	16	339	21.2	0
2	Chris Hudson (1991-94)	15	204	13.6	2
3	Dick Anderson (1965-67)	14	151	10.8	0
3	Terrence Wheatley (2003-07)	14	154	11.0	2
5	two with.....	13	<i>(Tim James, Tedric Thompson)</i>		

TACKLES

Rk	Player (Position, Seasons)	UT	AT	—	TOT	TFL
1	Barry Remington (LB, 1982-86)	245	248	—	493	21- 60
2	Matt Russell (LB, 1993-96)	282	164	—	446	44-144
3	Greg Biekert (LB, 1989-92)	280	161	—	441	33- 73
4	Jordan Dizon (LB, 2004-07)	293	147	—	440	35-137
5	Ted Johnson (LB, 1991-94)	253	156	—	409	21- 61
6	Rick Gamboa (2015-18)	188	200	—	388	7- 20
7	Laval Short (DL, 1976-79)	141	231	—	372	37-239
8	Chad Brown (LB, 1989-92)	242	127	—	369	38-169
9	Michael Jones (LB, 1986-89)	218	131	—	349	13- 41
10	Thaddeus Washington (LB, 2003-06)	202	136	—	338	25- 80
11	Michael Lewis (DB, 1998-2001)	225	111	—	336	17- 73
12	Mickey Pruitt (DB, 1984-87)	201	131	—	332	18- 71
13	Jashon Sykes (LB, 1998-2001)	212	118	—	330	33- 97
14	J.J. Billingsley (DB, 2002-06)	211	96	—	307	25-115
15	Steve Rosga (DB, 1992-96)	181	123	—	304	1- 1
15	Don DeLuzio (LB, 1984-88)	175	129	—	304	16- 45
17	Kenneth Olugbode (LB, 2013-16)	193	106	—	299	10- 30
18	Kanavis McGhee (LB, 1987-90)	179	118	—	297	38-163
18	Brian Cabral (LB, 1974-77)	120	177	—	297	10- 38
20	Jeff Smart (LB, 2006-09)	188	103	—	291	12- 34
21	Nate Landman (LB, 2017-20)	189	97	—	286	25- 89
—	Mustafa Johnson (DL, 2018-20)	76	34	—	110	25-100
—	Carson Wells (LB, 2018-20)	63	33	—	96	9- 49

QUARTERBACK SACKS

Rk	Player (Seasons)	No.	Yards
1	Alfred Williams (1987-90)	35	242
2	Ron Woolfork (1990-93)	33	241
3	Greg Jones (1992-96)	25	158
4	Laval Short (1976-79)	24½	192
5	Abraham Wright (2004-06)	21	151
6	Jimmie Gilbert (2013-16)	20	156
14	Kanavis McGhee (1987-90)	15	97
14	Josh Hartigan (2008-11)	15	90
16	Derek McCartney (2014-17)	14½	69
17	Troy Archer (1974-75)	14	123
17	Chad Brown (1989-92)	14	114
17	Ruben Vaughan (1975-78)	14	97
17	Mustafa Johnson (2018-20)	14	70

TACKLES FOR LOSS

Rk	Player (Seasons)	No.	Yards
1	Alfred Williams (1987-90)	59	303
2	Ron Woolfork (1990-93)	53	303
3	Greg Jones (1992-96)	45	205
4	Matt Russell (1993-96)	44	144
5	Leonard Renfro (1989-92)	43	142
19	Dan McMillen (1982-85)	29	168
19	Abraham Wright (2004-06)	29	165
19	Garry Howe (1989-90)	29	115
22	Ruben Vaughan (1975-78)	28	115
22	Ryan Olson (1994-97)	28	107
24	Addison Gillam (2013-16)	26	115
24	Chidobe Awuzie (2013-16)	26	104
24	Marques Harris (2000-03)	26	102
27	Mustafa Johnson (2018-20)	25	100
27	Nate Landman (2017-20)	25	89

THIRD DOWN STOPS

Rk	Player, Pos. (Seasons)	No. (4th)
1	Jordan Dizon, ILB (2004-07)	48 (7)
2	Chidobe Awuzie, CB (2013-16)	47 (4)
3	Matt Russell, ILB (1993-96)	45 (7)
4	Jimmie Gilbert, OLB (2013-16)	44 (3)
5	Chad Brown, ILB/OLB (1989-92)	42 (5)
6	Greg Biekert, ILB (1989-92)	41 (6)
7	Cha'pelle Brown, CB (2006-09)	39 (6)
8	Nate Landman, ILB (2017-20)	36 (8)
9	Jashon Sykes, ILB (1998-01)	34 (4)
9	Akarika Dawn, ILB (2002-05)	34 (5)
11	Rick Gamboa, ILB (2015-18)	33 (2)

PASS DEFLECTIONS

Rk	Player (Seasons)	No.
1	Marcus Washington (1995-98)	42
2	Damen Wheeler (1996-99)	39
3	Greg Henderson (2011-14)	36
3	Ken Crawley (2012-15)	36
5	Chidobe Awuzie (2013-16)	35
10	Mickey Pruitt (1984-87)	32
10	Isaiah Oliver (2015-17)	32

SPECIAL TEAM TACKLES

Rk	Player (Seasons)	UT	AT	—	Total
1	Ryan Sutter (1994-97)	32	32	—	64
2	Darren Fisk (1995-97)	25	23	—	48
3	Ryan Black (1994-97)	21	19	—	40
4	Beau Bisharat (2016-19)	28	11	—	39
5	Terrel Smith (2010-14)	24	10	—	34
5	Arthur Jaffee (2008-11)	21	13	—	34

SPECIAL TEAM POINTS

Rk	Player (Seasons)	UT	AT	In20	Other	Points
1	Ryan Sutter (1994-97)	32	32	13	46	123
2	Beau Bisharat (2016-19)	28	11	8	51	98
3	Arthur Jaffee (2008-11)	21	13	9	46	89
4	Darren Fisk (1995-97)	25	23	3	35	86
5	Ryan Severson (2013-16)	19	5	8	52	84
6	Derrick Webb (2010-13)	19	13	6	43	81
7	Travis Sandersfeld (2008-11)	13	7	5	47	72
8	Ryan Black (1994-97)	21	19	4	24	68
9	Paul Rose (1987-90)	14	20	8	25	67
10	Jalil Brown (2007-10)	19	5	4	37	65
10	Terrel Smith (2010-14)	24	10	8	23	65
20	Daniel Arias (2018-20)	8	0	2	41	51

MOST FORCED FAIR CATCHES

Rk	Player (Seasons)	FFC
1	Ryan Iverson (2010-13)	27
2	Daniel Arias (2018-20)	21
3	Jalil Brown (2007-10)	17
4	Beau Bisharat (2016-19)	16
5	John Walker (2013-15)	13

**ALL-BLACK UNIFORMS**

Colorado has worn its all black uniforms on **54** occasions, when the Buffaloes wear both black jerseys and black pants, owning a **24-29-1** record; the Buffs have also added black helmets to the look, having worn black top-to-bottom on six occasions (**0-7** in that combo). A little history on the all-black look: the brainchild of then-head coach Bill McCartney, CU first wore the garb on Nov. 28, 1987 for a game after Thanksgiving at the time; the opponent was CU's old Big 8 rival, Nebraska. The Buffs came out and warmed up in gold pants, and upon returning to the locker room at the conclusion of warm-ups, the players found black pants hanging in their lockers. "It was something we thought about a long time ago," Mac said at the time. "You couldn't do this overnight. We didn't tell the kids, and they were real excited." He went on to say that it was planned a month or so out to give the team a shot of adrenaline prior to kickoff.

COLORADO / ALL-BLACK UNIFORMS (24-29-1)

Year	Opponent	Result	Year	Opponent	Result	Year	Opponent	Result	Year	Opponent	Result
1987	Nebraska	L 7-24	1999	Nebraska (OT)	L 30-33	2006	Texas Tech	W 30-6		*Arizona State	L 17-51
1988	Oklahoma	L 14-17	2000	Iowa State	L 27-35		Kansas State	L 21-34	2013	*Arizona	L 20-44
1990	Iowa State	W 28-12	2001	Nebraska	W 62-36		Iowa State	W 33-16		Southern California	L 29-47
1991	Missouri	W 55-7	2002	Kansas State	W 35-31	2007	c—Colorado St. (OT)	W 31-28	2014	*Arizona State	L 24-38
1992	Oklahoma	T 24-24		Baylor	W 34-0		Florida State	L 6-16		Oregon State	L 31-36
1993	Nebraska	L 17-21		Texas Tech	W 37-13		Nebraska	W 65-51	2015	*Southern California	L 24-27
1994	Oklahoma State	W 17-3		Iowa State	W 41-27	2008	c—Colorado State	W 38-17	2016	Utah	W 27-22
1995	Missouri	W 21-0		b—Oklahoma	L 7-29		West Virginia (OT)	W 17-14	2017	*at UCLA	L 23-27
	a—Oregon	W 38-6	2003	Oklahoma	L 20-34		Texas	L 14-38		at Arizona State	L 30-41
1996	Texas	W 28-24		Nebraska	L 22-31		Oklahoma State	L 17-30	2018	UCLA	W 38-16
	Kansas State	W 12-0	2004	Colorado State	W 27-24	2009	Colorado State	L 17-23	2019	*SOUTHERN CAL	L 31-35
1997	Kansas	W 42-6		Texas	L 7-31		Nebraska	L 20-28		STANFORD	W 16*-
	Missouri	L 31-41		Kansas State	W 38-31	2011	*Southern California	L 17-42			
1998	Kansas State	L 9-16	2005	Nebraska	L 3-30	2012	UCLA	L 14-42			

a—Cotton Bowl; b—Big 12 Championship at Houston; c—in Denver (*—wore black helmets).

BLACK HELMETS: Colorado has worn black helmets on **22** occasions in its history, usually with a gold or sometimes a silver logo, and once with a pink logo; CU is **3-19** in the black headgear. The games (*—matte black; #—worn with a pink logo as part of Blackout Breast Cancer awareness):

Year	Opponent	Result	Year	Opponent	Result	Year	Opponent	Result
1998	BAYLOR	W 18-16		at Utah	L 17-24	2016	IDAHO STATE	W 56-7
2011	SOUTHERN CALIFORNIA	L 17-42	2014	*ARIZONA STATE	L 24-38	2017	at UCLA	L 23-27
	at UCLA	L 6-45		*at Southern California	L 28-56	2018	NEW HAMPSHIRE	W 45-14
2012	ARIZONA STATE	L 17-51		*at Arizona	L 20-38		at California	L 21-33
	at Arizona	L 31-56		*at Oregon	L 10-44	2019	AIR FORCE (OT)	L 23-30
2013	at Arizona State	L 13-54	2015	*OREGON	L 24-41		SOUTHERN CALIFORNIA	L 31-35
	#ARIZONA	L 20-44		*SOUTHERN CALIFORNIA	L 24-27		at Utah	L 15-45
	at UCLA	L 23-45						

OTHER UNIFORM LOOKS

GOLD HELMET/WHITE UNIS/BLACK PANTS (Colorado's standard road combination through much of the 1980s/1990s/2000s): **Last: 2017** (at Oregon, L); **2018** (at Nebraska, W); **2017** (at Oregon State, W).

GOLD HELMET/WHITE UNIS/GOLD PANTS: **Last: 2018** (at USC, L); **2016** (at Arizona, W); **2015** (at Oregon State, W); **2014** (at Massachusetts, W); **2013** (CSU in Denver, W; Oregon State, L; at Washington, L); **2008** (at Texas A&M, L); **2007** (at Iowa State, L; at Arizona State, L); **2006** (at Missouri, L; at Georgia, L); **2004** (UTEP, Houston Bowl, W)

GOLD HELMET/WHITE UNIS/SILVER PANTS (0-1): 2018 (at Washington, L)

GOLD HELMET/WHITE UNIS/WHITE PANTS: **Last: 2019** (at Arizona State, W); **2018** (CSU in Denver, W); **2013** (at Utah, L); **2010** (at Nebraska, L); **2009** (at Kansas State, L);

2008 (at Nebraska, L; at Florida State, L); **2005** (at Miami-Fla., L); **2004** (at Nebraska, W).

BLACK HELMET/WHITE UNIS/BLACK PANTS (0-7): 2019 (at Utah, L); **2018** (at Cal, L);

2014 (at USC, L); **2013** (at UCLA, L; at Arizona State, L); **2012** (at Arizona, L); **2011** (at UCLA, L)

BLACK HELMET/BLACK UNIS/GOLD PANTS (1-0): 2016 (Idaho State, W).

BLACK HELMET/SILVER UNIS/BLACK PANTS (0-2): 2019 (Air Force, L); **2015** (Oregon, L).

BLACK HELMET/SILVER UNIS/SILVER PANTS (1-0): 2018 (New Hampshire, W).

BLACK HELMET/WHITE UNIS/GOLD PANTS (0-1): 2014 (at Arizona, L).

BLACK HELMET/WHITE UNIS/WHITE PANTS (0-2): 2014 (at Oregon, L); **2013** (at Utah, L).

SILVER HELMET/BLACK UNIS/SILVER PANTS (1-2): 2018 (Washington State, L);

2017 (Washington, L); **2016** (Washington State, W).

SILVER HELMET/SILVER UNIS/SILVER PANTS (1-1): 2016 (at Stanford, W);

2015 (Arizona, L).

SILVER HELMET/WHITE UNIS/SILVER PANTS (0-2): 2016 (at USC, L); **2015** (at Hawai'i, L).

SILVER HELMET/WHITE UNIS/WHITE PANTS (0-2): 2017 (at Washington State, L),

2015 (at Utah, L).

WHITE HELMET/BLACK UNIS/BLACK PANTS (1-0): 2018 (Arizona State, W).

WHITE HELMET/BLACK UNIS/WHITE PANTS (2-1): 2017 (Arizona, L);

2016 (Oregon State, W); **2015** (Nicholls State, W).

WHITE HELMET/GOLD UNIS/WHITE PANTS (0-1): 2019 (at Washington State, L).

WHITE HELMET/SILVER UNIS/WHITE PANTS (1-0): 2017 (Texas State, W).

WHITE HELMET/WHITE UNIS/BLACK PANTS (0-1): 2015 (at Arizona State, L).

WHITE HELMET/WHITE UNIS/SILVER PANTS (0-1): 2015 (at UCLA, L).

WHITE HELMET/WHITE UNIS/WHITE PANTS (2-4): 2019 (at UCLA, L); **2018** (at Arizona, L);

2017 (at Utah, L); **2016** (at Oregon, W; Washington, L); **2015** (CSU in Denver, W).

IN-SEASON BIRTHDAYS

Here's the list of those coaches and players who have birthdays to celebrate during the 2020 season (starting last week of August; *—denotes on a game day):

Aug. 23 Louis Passarello (19)	Sept. 7 Devin Lynch (22)	Oct. 14 Colby Pursell (22)	Nov. 14 *K.J. Trujillo (20)	Dec. 14 Nigel Bethel (21)
Aug. 26 Jonathan Van Diest (22)	Sept. 16 Toren Pittman (18)	Oct. 23 Jaylon Jackson (22)	Nov. 15 Tyler Francis (21)	Dec. 15 Justin Jackson (22)
Aug. 28 Jeremiah Doss (22)	Sept. 19 Chris Carpenter (19)	Oct. 23 Dimitri Stanley (21)	Nov. 15 Alec Pell (20)	Dec. 17 Isaiah Lewis (22)
Aug. 28 Caleb Fauria (19)	Sept. 21 Donovan Williams (27)	Oct. 23 Jayle Stacks (21)	Nov. 17 Kary Kutsch (21)	Dec. 18 Karl Dorrell (57)
Aug. 31 Brady Russell (22)	Sept. 27 Jaren Mangham (21)	Oct. 24 Kyle Scofield (21)	Nov. 19 Frank Phillip (21)	Dec. 28 Deion Smith (21)
Aug. 31 Scott Unrein (32)	Oct. 3 Taylor Embree (32)	Oct. 25 James Townsend (22)	Nov. 19 Nate Landman (22)	Dec. 28 Keith Miller III (19)
Sept. 1 Devin Grant (21)	Oct. 4 Evan Price (21)	Oct. 28 Paulison Fosu (22)	Nov. 20 Curtis Appleton (21)	Dec. 29 Bryan Cook (44)
Sept. 2 Daniel Arias (22)	Oct. 6 Ryan Travis (21)	Oct. 31 Alex Smith (21)	Nov. 27 Dylan Jacob (22)	Jan. 2 Jamar Montgomery (21)
Sept. 2 D.J. Oats (21)	Oct. 9 Sam Noyer (23)	Nov. 9 Chris Reinert (35)	Dec. 3 Gerard Lichtenhan (19)	
Sept. 3 Mac Willis (20)	Oct. 10 Jake Groth (21)	Nov. 10 Joshua Jynes (21)	Dec. 8 Brendon Lewis (19)	
Sept. 5 Joshka Gustav (21)	Oct. 12 Darrin Chiaverini (43)	Nov. 10 Antonio Alfano (20)	Dec. 13 Austin Johnson (20)	



PAC-12 BOWL AGREEMENTS FOR 2020

Here are the Pac-12 bowl agreements that were signed in 2014 and run through this season; additional bowls could be added to make up for the cancellations:

1 Rose Bowl presented by Northwestern Mutual (Pasadena; Jan. 1

if in CFP semifinal; otherwise, see below).

2 Valero Alamo (San Antonio; Dec. 29 vs. Big 12)

3 Las Vegas (TBA vs. SEC)

4 Tony the Tiger Sun (El Paso; Dec. 31 vs. ACC/Notre Dame)

5 LA (Dec. 30 vs. Mountain West #1)

6 Radiance Technologies Independence (Dec. 26 vs. Army)

CANCELED San Diego County Credit Union Holiday (vs. ACC)

CANCELED Redbox (Santa Clara; vs. Big Ten)

Note: If the Pac-12 champion is in the top four of the College Football Playoff poll following the 2020 season it would play in either the Rose or Sugar bowls as a participant in the CFP semifinals. If the champion is not among those four, it will be selected by one of the other New Year's Six bowl games.

CU IS BLACK & GOLD, BUT FOLSOM WAS FIRST TO GO "GREEN"

The University of Colorado at Boulder established a goal to move toward zero-waste at Folsom Field during the 2008 football season and invest in local carbon-reduction projects. They anticipated recycling or composting at least 90% of the waste generated at Folsom Field and met those goals. According to U.S. Environmental Protection Agency information and other sources, Folsom Field was the first major sports stadium in the nation, professional or collegiate, to collect all materials in recycling or compost containers, eliminate trash cans and transform its materials collections systems into a zero-waste process.

WHO IS/HAS BEEN IN ON OFFENSE & DEFENSE

The last Buff to play on both sides of the ball was **OLB Carson Wells**, who played some fullback late in 2018 (three snaps, picking up two touchdown block credits) ... **George Frazier**, as he did his freshman year in 2014, appeared on both offense (TE/FB) and defense (DE) as senior in 2017 (he played 506 total snaps between offense, defense and special teams). In 2014, he played both defensive end and fullback for the first time against Arizona State, becoming the first Buff to appear on both sides of the ball since 2005 in the process, and continued to do so the remainder of the season. Otherwise, you have to go back to the 2008 season, when **Eugene Goree** was on-call to do so, as the redshirt frosh was both a DT and an OG during the second half of the season; he did appear on both sides of the ball but not in the same game. Through the years, there have been a few players who wind up playing on both sides of the ball in the same game: **DT John Guydon** (DT/OG at Texas on October 15, 2005) and that was the first time it happened other than a gimmick here or there since **WR Michael Westbrook** played a series at safety against Baylor in 1993 (linemen **DE James Garee**, **DT Sam Wilder** and **DT Justin Bannan** all appeared on offense, catching one pass each). **CB Ben Kelly** tried tailback in 1999 at Texas Tech; he finished with three yards on one carry (a nice 5-yard run was wiped out by a penalty). Between 1994 and 2005, several Buffs played on both sides of the ball, as offensive linemen often played on the goal line or short yardage defense units—**OG Heath Irwin**, **OG Clint Moore**, **OG Chris Naeole**, **OT Melvin Thomas** and **OG Brad Bedell** all did it at one time or another between 1993 and 1998. In 1990, **OLBs Alfred Williams** and **Kanavis McGhee** played some tight end in a 64-3 win over Kansas State (Williams caught a pass for 17 yards).

SUPER BOWL BUFFALOES

Last spring, 247Sports went through all 108 rosters of the 54 Super Bowls and developed an all-time list of the schools that have the most players appear in the game. Colorado came in tied for 10th with LSU and Ohio State with 93 players (who have won a total of 52 Super Bowl rings). Topping the list was Miami-Fla. with 122, followed by USC (120), Michigan (114), UCLA (112), Penn State (110), Notre Dame (105), Tennessee (102), Georgia and Nebraska (96). Next after the Buffs from the Pac-12 were Stanford (16th, 84), California (17th, 83), Arizona State (19th, 75) Oregon (23rd, 71) and Washington (28th, 65).

WHY CU AND NOT UC?

A question often asked of many former Big Eight schools: Why is it the University of Colorado, but the moniker is CU and not UC? (The same applies at Kansas—KU, Missouri—MU, Nebraska—NU and Oklahoma—OU). "Midwestern casualness," said CU historian, the late Fred Casotti. It has always been this way at Colorado, for whatever reason, and at the other four—but seemingly nowhere else in the USA (except for Tulsa, but its midwest, too). In the 1950s, there was a concerted effort to eliminate the use of "CU" on the Boulder campus, both as a symbol and in speech, but Casotti said that no one would buy into it. "Nobody would change," he said. "It's easier to say than U of C, UC sounds like slang or something (as in 'you see'), and it was traditional. By trying to eliminate it, they reinforced it."

HISTORY OF THE END ZONE "COLORADO"

As in the south end zone, that is. In 1967, the stadium was lowered when the track was removed, and that area remained basically a dirt hill. Former long-time senior associate A.D. **Jon Burianek** said that we tried to grow grass and bushes there, but none took. The first artificial field was installed during the summer of 1971, and that area was then covered with asphalt and the large, block COLORADO was painted on it, then in all-white block lettering. Trim was later added, and at one time, when blue was one of the school colors, the end zone as well was painted blue instead of the familiar black.

NO. 38 IN THE WORLD

In the 2019 world university rankings by the ARWU (Academic Ranking of World Universities), the **University of Colorado** was ranked as the **No. 38** University in the world (which translates to the solar system, the galaxy and the universe, unless the planet PSR1257+12A has life orbiting around a distant pulsar). Unlike other rankings that are based more on cost of attendance and class sizes, the ARWU, compiled by the Shanghai Ranking Consultancy, uses six objective indicators to create the rankings. Colorado came in No. 25 among American colleges on the list.

99 IS SO NICE

Colorado scored for the seventh time in its history on a 99-yard drive to close out the scoring in the 2015 Arizona State game. **TB Christian Powell** started it with a 42-yard burst from the CU 1, and a Sefo Liufau-to-Nelson Spruce touchdown pass covering 31 yards ended the seven play march over a gassed ASU defense. CU covered the 99 yards in the third fewest plays of the seven, and it was just the second to occur in Boulder:

99—vs. Northwestern at Evanston, Sept. 29, 1951 (6 plays)

99—vs. Miami, Fla., at Miami, Oct. 13, 1961 (21 plays)

99—vs. Iowa State in Boulder, Oct. 29, 1988 (8 plays)

99—vs. Oklahoma at Norman, Oct. 19, 1991 (8 plays)

99—vs. Oklahoma at Norman, Oct. 19, 1991 (14 plays)

99—vs. Oklahoma State at Stillwater, Oct. 27, 2001 (5 plays)

99—vs. Arizona State in Boulder, Sept. 13, 2014 (7 plays)

**GAME 1: COLORADO 48, UCLA 42****(NOVEMBER 7, 2020)****FOLSOM FIELD, BOULDER**

BOULDER — Karl Dorrell's Colorado Buffaloes gave their new head coach a win, but not before providing him with some tense moments down the stretch.

The Buffs jumped out to a 35-7 second quarter lead, then had to fight off a furious UCLA rally en route to collecting a 48-42 win at Folsom Field in the season opener for both teams.

Colorado built a 35-7 lead midway through the second quarter thanks to a defense that forced three takeaways and special teams that forced another. But UCLA cut the lead to 35-28 with three straight touchdowns — one late in the second quarter and two early in the third — before Colorado pushed the lead back to two scores, then held the Bruins off down the stretch.

The game featured solid starting debuts from CU senior quarterback Sam Noyer and redshirt sophomore running back Jarek Broussard.

Noyer threw for 257 yards and a touchdown and also ran for 64 yards and a score. Broussard, making his playing debut for the Buffs, ran for 187 yards and three touchdowns — the most yards for any Buffalo in their first game in a CU uniform.

Colorado finished with 525 yards total offense (264 rushing, 261 passing).

The Buffs led 14-7 after one quarter, then pushed the margin to 35-7 with just under six minutes left in the second quarter, thanks to four UCLA turnovers that CU converted into three of the Buffs' five first-half touchdowns. Broussard ran for all three of his scores in the first half. Noyer connected with tight end Brady Russell for another and Jaren Mangham ran for one.

But the Bruins narrowed the gap to 35-14 late in the second quarter, then added two more touchdowns in the first five minutes of the second half to cut Colorado's lead to 35-28. UCLA quarterback Dorian Thompson-Robinson raced 65 yards for a

touchdown on the second play of the half, and following a CU field goal try that was blocked, the Bruins went 60 yards for another touchdown to narrow CU's edge to one touchdown.

Colorado finally halted the Bruins' 21-0 run with a 10-play, 75-yard drive that culminated with a 1-yard Noyer run midway through the third quarter, but the Bruins answered again with another touchdown to pull within 42-35.

The Buffs then pushed their margin to 10 points with a long drive that ended with a 45-yard field goal from Evan Price. That gave CU a 45-35 lead with 21 seconds left in the third quarter.

CU's defense then rose to the occasion on UCLA's ensuing possession. Buffs linebacker Nate Landman recorded a big stop on a UCLA fourth-and-1 at the Colorado 30 early in the fourth quarter, and the Buffs offense responded with another scoring drive, getting a 36-yard Price field goal for a 48-35 lead.

CU's defense then kicked in one more big stop. After the Bruins overcame a first-and-30, the Buffs stiffened. A Mustafa Johnson sack of Thompson-Robinson put the Bruins in a hole, and three plays later, the Buffs forced an incompletion on fourth-and-11 to regain possession with 5:04 on the clock, a 13-point lead and the ball at their own 40.

Colorado had a chance to make it a three-score game, only to see the Bruins collect their second blocked field goal to keep CU's lead at 13 with 3:20 remaining. The Bruins tallied one last score, but it came with just 1:45 on the clock and UCLA out of timeouts. CU's Dimitri Stanley recovered the ensuing onside kick and the Buffs finished in victory formation.

UCLA.....	7	7	21	7	—	42
COLORADO	14	21	10	3	—	48

SCORING	Score	Time	Qtr
COLORADO — Broussard 6 run (Stefanou kick)	7- 0	10:00	1Q
COLORADO — Broussard 1 run (Stefanou kick)	14- 0	8:01	1Q
UCLA — Felton 28 pass from Thompson-Robinson (Barr-Mira kick)	14- 7	1:12	1Q
COLORADO — Russell 12 pass from Sam Noyer (Stefanou kick)	21- 7	12:56	2Q
COLORADO — Broussard 1 run (Stefanou kick)	28- 7	8:35	2Q
COLORADO — Mangham 2 run (Stefanou kick)	35- 7	5:46	2Q
UCLA — Dulcich 52 pass from Thompson-Robinson (Barr-Mira kick)	35-14	4:44	2Q
UCLA — Thompson-Robinson 65 run (Barr-Mira kick)	35-21	14:24	3Q
UCLA — Felton 15 run (Barr-Mira kick)	35-28	10:10	3Q
COLORADO — Noyer 1 run (Price kick)	42-28	6:41	3Q
UCLA — Jones 26 pass from Thompson-Robinson (Barr-Mira kick)	42-35	5:19	3Q
COLORADO — Price 45 FG	45-35	0:21	3Q
COLORADO — Price 36 FG	48-35	9:36	4Q
UCLA — Martinez 9 pass from Thompson-Robinson (Barr-Mira kick)	48-42	1:45	4Q

Attendance: 554

Time: 3:41

Weather (59°): partly cloudy, 36% humidity, 3 mph winds from the north

TEAM STATISTICS	COLORADO	UCLA
First Downs.....	26	23
Third Down Efficiency (Fourth).....	9-19 (0-1)	7-12 (0-2)
Rushes—Net Yards	59-264	25-175
Passing Yards	261	303
Passes (Att-Comp-Int).....	33-22-0	40-20-1
Total Offense.....	525	478
Return Yards	20	1
Punts: No-Average.....	3-41.0	3-47.7
Fumbles: No-Lost.....	0-0	3-3
Penalties/Yards	9/90	9/69
Quarterback Sacks—Yards.....	1-5	1-8
Time of Possession	39:31	20:29
Drives/Average Field Position	16/C43	15/U26
Red Zone: Scores-Attempts (Points).....	7-7 (48)	2-2 (14)

INDIVIDUAL STATISTICS

Rushing—Colorado: Broussard 31-187, Noyer 13-64, Davis 3-13, Mangham 9-6, Team 3-minus 6. **UCLA:** Thompson-Robinson 9-109, Felton 10-57, Keegan 1-11, Allen 2-3, Brown 2-0, Team 1-minus 5.

Passing—Colorado: Noyer 31-20-0, 257, 1 td; Lytle 2-2-0, 4, 0 td. **UCLA:** Thompson-Robinson 28-21-1, 226, 2 td.

Receiving—Colorado: Stanley 6-66, Russell 5-77, Bell 5-43, Broussard 2-21, Arias 1-38, Mangham 1-10, Rice 1-5, Lynch 1-1. **UCLA:** Felton 7-46, Dulcich, 4-126, Phillips 3-46, Martinez 2-24, Jones 1-26, Erwin 1-22, Allen 1-8, Cota 1-5.

Punting—Colorado: Watts 3-41.0 (47 long, 1 In20). **UCLA:** Akers 3-47.7 (52 long, 0 In20).

Punt Returns—Colorado: Stanley 1-6. **UCLA:** Phillips 1-1. **Kickoff Returns—Colorado:** Bell 2-52, Broussard 1-13, Stanley 1-3. **UCLA:** Felton 1-9.

Tackle Leaders—Colorado: Landman 5,4—9; Rakestraw 3,3—6; Gonzalez 3,2—5; Wells 3,2—5; Blackmon 2,1—3; Johnson 2,1—3; M.Perry 2,1—3; I.Lewis 1,2—3; Jones 2,0—2; Miller 2,0—2; Thomas 1,1—2; Gustav 1,0—1; Montgomery 1,0—1. **UCLA:** Blaylock 9,2—11; Lake 7,2—9; Odighizuwa 5,1—6; Jackson 5,1—6; Knight 5,1—6; Johnson 4,1—5.

Quarterback Sacks—Colorado: Johnson 1-5. **UCLA:** C. Johnson 1-8.

Interceptions—Colorado: Wells 1-14. **UCLA:** none. **Passes Broken Up—Colorado:** I.Lewis 3, Jones 2, Rakestraw, Wells. **UCLA:** Lake, Medrano.

GAME NOTES

A total of 619 family members signed up for the game (479 CU, 140 UCLA) out of a maximum 675; 554 claimed tickets CU won its fifth straight season opener, its longest run since eight straight (1991-98) ... Colorado improved to 28-2 when scoring first in a season opener dating back to 1967 ... CU is now 66-24 against unranked teams in November dating back to 1985 ... CU evened its mark at 5-5 in Pac-12 openers (2-4 in Boulder, 2-0 vs. UCLA) ... The Bruins still lead the series by an 11-5 count (but all tied up in Boulder, 4-4) ... The 48 points by CU is the most it has ever scored against UCLA (previous high: in a 38-16 win here in 2018); the 525 yards was the second-most total offense (554 in 2015), as were the 264 rushing yards (325 in 2002) ... This marked the highest scoring season opener in school history (90 points), topping the 83 in the 52-31 win over Colorado State in 2019 ... CU was 7-of-7 when penetrating the 20 this evening (6 TD, 1 FG); in the last 15 season openers, the Buffaloes are 49-of-53 in the red zone (34 TDs, 15 FGs) ... Colorado rushed for 264 yards and passed for 261 tonight, is now 53-8 since 1981 when eclipsing 200 in both ... **TB Jarek Broussard** rushed for the most yards (187) by any player in their first game in a CU uniform ... Five players made their first career starts **CB Christian Gonzalez** (Fr.); **TB Jarek Broussard** (Soph.); **WR Daniel Arias**, **WR Maurice Bell** (Jr.); and **QB Sam Noyer** (Sr.); Gonzalez was just the 14th true freshman to start in a season opener since 1980, while Noyer made his first start since high school ... **Karl Dorrell** became the third straight head coach to win his first game at the reins of the Buffs.

**PAC-12 / 2020 GAME CANCELLATION, TIEBREAKER INFO**

Game Cancellation. The Pac-12 has established minimum thresholds to play a football game of at least **53** scholarship players available to participate and the following minimum number of position scholarship players available to begin a game: seven (7) offensive linemen, one (1) quarterback and four (4) defensive linemen. The impacted institution has the option to play the game with fewer than the 53 scholarship players or fewer than the minimum number of position players listed above if it elects to do so. Otherwise, upon approval by the Commissioner, the game would be rescheduled or declared a no contest.

In addition, a game should be rescheduled or declared a no contest in the event of the following COVID-19 related impacts:

1. Inability to isolate new positive cases within a team or athletic department or to quarantine high-risk contacts.
2. Unavailability or inability to perform testing as provided by the Pac-12 medical guidelines.
3. Campus-wide or local community transmission rates that are considered unsafe by local public health officials.
4. Inability to perform adequate contact tracing consistent with governmental requirements.
5. Local public health officials of the home team state that there is an inability for the hospital infrastructure to accommodate a surge.

Tiebreakers (*Procedures To Determine Division Champions With An Unbalanced Conference Schedule*). In order for teams to be considered in a divisional tiebreak scenario, teams must play no less than one fewer conference game than the average number of conference games played by all conference teams (rounded up/down at .50). For example, if the average number of conference games played in the 2020 season is 5.25 (value of 5 when rounded down), a team would be eligible to win their Division if that team played 4 conference games. The winner of each Division will be determined by the best winning percentage (both divisional and cross-divisional) within the conference. In the event of an unbalanced schedule where there is a tie for the best record in the loss column, head-to-head results will take precedence over winning percentage. In determining the divisional champions, the following will apply: If any team(s) has not played six (6) Conference games (due to not being able to reschedule a postponed Conference game) and any team(s) is within one Conference win from the team(s) with the highest conference winning percentage AND has an equal number of losses, those teams shall be declared tied. The following procedures will be applied to determine the Pac-12 Championship Game representatives:

Two-Team Tie

1. Head-to-head results
2. Record in games played within the division
3. Record against the next highest placed team in the division (based on record in all games played within the Conference), proceeding through the division
4. Record in common Conference games
5. Team with the highest College Football Playoff (CFP) ranking
6. Cumulative winning percentage of each tied team's Conference opponents
7. Highest ranking by SportSource Analytics (Team Rating Score metric) following the last weekend of regular-season games
8. Coin toss

Multiple-Team Ties

The following procedures will only be used to eliminate all but two teams, at which point the two- team tiebreaking procedure will be applied:

1. Head-to-head (best record in games among the tied teams)
2. Record in games played within the division
3. Record against the next highest placed team in the division (based on record in all games played within the Conference), proceeding through the division
4. Record in common Conference games
5. Team with the highest College Football Playoff (CFP) ranking
6. Cumulative winning percentage of each tied team's Conference opponents
7. Highest ranking by SportSource Analytics following the last weekend of regular-season games

Determination of Championship Game Host

In the event of a tie, the following procedures will be applied to determine the home team:

1. Head-to-head competition, if applicable
2. Record against the next highest-placed common opponent in the Conference (based on recording all games played) proceeding through the Conference
3. Record in common Conference games
4. Team with the highest College Football Playoff (CFP) ranking
5. Highest ranking by SportSource Analytics following the last weekend of regular-season games
6. Coin toss

Tiebreak Procedures to Determine Conference Championship Participations if Number of Conference Games Falls To 4 or Below

In the event that the average number of conference games falls to 4 or below, the two teams with the best winning percentage (both divisional and cross-divisional) within the conference will participate in the Pac- 12 Football Championship Game (regardless of division affiliation). In order for teams to be considered in a tie-break scenario, teams must play no less than one fewer conference game than the average number of conference games played by all conference teams (rounded up/down at .50). For example, if the average number of conference games played in the 2020 season is 4.25 (value of 4 when rounded down) a team would be eligible to participate in the Pac-12 Football Championship Game if that team played 3 conference games. Under this scenario, the participants in Pac-12 Football Championship Game will be determined by the best winning percentage within the conference. In the event of an unbalanced schedule where there is a tie for the best record in the loss column, head-to-head results will take precedence over winning percentage. If the teams remain tied, the following procedures will be applied to determine the Pac-12 Championship Game representatives:

Two-Team Tie

1. Head-to-head
2. Record in common Conference games
3. Team with the highest College Football Playoff (CFP) ranking
4. Cumulative winning percentage of each tied team's Conference opponents
5. Highest ranking by SportSource Analytics (Team Rating Score metric) following the last weekend of regular-season games
6. Coin toss

Multiple-Team Ties

1. Head-to-head (best record in games among the tied teams)
2. Record in common Conference games
3. Team with the highest College Football Playoff (CFP) ranking
4. Cumulative winning percentage of each tied team's conference opponents
5. Highest ranking by SportSource Analytics following the last weekend of regular-season games
6. Coin toss



2020 RULE CHANGES

In late April, the NCAA Rules committee approved several rule changes after its annual meeting. Here are the major ones:

- **Targeting.** All targeting calls must continue to be confirmed by the Instant Replay Official; if it cannot be confirmed, then it will be overturned (no call will be determined as “stands.” If a player receives a third targeting call in any season, he is automatically suspended for the next game. Players disqualified for targeting will be allowed to remain on the sidelines starting with the 2020 football season, but will remain disqualified from the game. But instead of being ejected and required to head to the locker room after a targeting foul — which had been the rule since 2013 — players will be permitted to remain in the team area. All other aspects of the targeting rule remain the same.
- **Instant Replay.** A guideline for instant replay officials to complete video reviews in less than two minutes was set with the purpose to increase the pace of play. There will be an overall expectation for replay officials, and reviews that are exceptionally complicated or involve end-of-game issues should be completed as efficiently as possible without a stated time limit.
- **End of Half Adjustment.** In addition, if the game clock expires at the end of a half and replay determines that there was time remaining and the clock should start on the referee’s signal after review, there must be at least three seconds remaining, when the ball should have been declared dead, to restore time to the clock. If less than three seconds remain on the game clock, the half is over.
- **Pregame Protocol.** At least one coach now needs to be on the field in pregame warm-ups when even one player is out there; ditto at least one game official.
- **Jersey Numbers.** A trend as of late has been to have more than two players in some numbers, causing confusion on many levels; no more. Dupes are maxed out at a limit of two. The committee did approve to allow players to wear the number **0**, however (note: numbers such as **00** and **07** are still not permitted).

2020 Rules Adjustments to COVID-19

■ **Team Area and Coaching Box.** To promote enhanced social distancing, the Team Area will be lengthened from the current configuration between the 25-yard lines and expanded to the 15-yard lines. This will enlarge the Team Area an additional 10 yards on each end of the field, resulting in a 70-yard-wide total team area. Coaches will be encouraged to utilize this 70-yard area to separate all team personnel and not have large groups congregating in a specific area near the ball. In addition, based on social distancing guidelines, Coaches are encouraged to stay out of the Restricted Area and remain in the Coaching Box.

■ **Pregame Toss.** Currently the toss rules allow up to four Captains from each team to be present at the toss of the coin. Additionally, there are typically many additional non-essential people present such as honorary captains, media, photographers, sideline radio personnel, etc. The change for 2020 would be to include only one Captain from each team and the Referee and the Umpire. These four individuals are the only essential people that can attend the toss, and these four individuals will be spaced out and will conform to social distancing guidelines.

■ **Uniform Attachment / Medical Mask.** medical mask made of cloth attached to the facemask below the eye shield area will now be allowed. If worn by any squad member of a team, medical masks must be of the same color and design and must be of a solid color with no advertising, slogans, or insignia. The medical mask may bear the team logo.

■ **Playing Rules Changes Related to Commemorative/Memorial Uniform Patches.** In an effort to allow student-athletes the opportunity to use the uniform to voice their opinions and/or express support of racial and social justice, PROP voted to direct all playing rules committees to implement the following policies for all sports effective with the 2020-21 seasons:

- As authorized by the institution or conference, allow a commemorative/memorial patch (e.g., names, mascots, nicknames, logos, and marks intended to celebrate or memorialize persons, events, or other causes).
- The patch must not exceed 2¼-square inches and must be placed on the front or sleeve of the uniform and may not interfere with any required markings.
- While not all team members are required to wear the patch, the patch must be identical for those who choose to wear the patch.
- As authorized by the institution or conference, allow other names/words intended to celebrate or memorialize persons, events, or other causes on the back of the jersey/uniform where the player name is traditionally located. The names/words may vary by team member.
- **2020 Officiating Protocols.** In response to mitigate the spread of COVID-19, the following officiating protocols will be in place:
 - The traditional whistle will not be allowed based on health concerns. Each official will now use an electronic whistle (recommended to be attached at the waist).
 - All officials will wear a solid black mask. The official will “mask up” when the snap is imminent and may only lower the mask between plays when the official is in space (i.e. social distancing). The official may lower their mask and replenish oxygen but must mask up if anyone approaches the official or the next snap is imminent.
 - Protective eyewear and gloves are recommended but is an optional decision that each official can make based on their personal circumstances.
 - All officials will be tested for COVID-19 weekly and will follow all Conference protocols.
 - Officials will conduct their Friday night film session and Pregame meetings virtually even when they are together in a specific hotel.
 - All conference coordinators are reworking crew and game assignments to minimize public transportation.

The NCAA has produced several videos intended to assist media and fans to understand the playing rules and officiating decisions during the 2020 season. These videos are distributed weekly and are available on the NCAA’s YouTube channel. Links to the videos are below.

o Video 1: <https://youtu.be/kl3bVkiKfWE>
o Video 2: <https://youtu.be/WpVIEdm5Q6Y>

o Video 3: <https://youtu.be/cZb4eyoRKXs>
o Video 4: <https://youtu.be/Gnml0zmGqEY>

o Video 5: <https://youtu.be/XNoicTRawZw>
o Video 6: <https://youtu.be/fH7GRveruQI>

NOTABLE PERFORMANCES: THE LAST TIME

INDIVIDUAL

Kickoff Return For A Touchdown	Colorado:	Nelson Spruce vs. Cal in Boulder, Nov. 16, 2013 (onside, 46 yards; otherwise: M. Mosley vs. Utah, Nov. 23, 2012, 100 yds)
	Opponent:	Reggie Dunn, Utah in Boulder, Nov. 23, 2012 (100 yards).
Punt Return For A Touchdown	Colorado:	Laviska Shenault vs. Texas State in Boulder, Sept. 9, 2017 (55 yards; on a fumble return).
	Opponent:	Dermari Simpkins, Utah at Salt Lake City, Nov. 30, 2016 (66 yards).
Interception Return For A Touchdown	Colorado:	Dante Wigley vs. Oregon State in Boulder, Oct. 27, 2018 (27 yards).
	Opponent:	Ashlyn Davis, California at Berkeley, Nov. 24, 2018 (35 yards, TD; second in that game).
Fumble Return/Recovery For A Touchdown	Colorado:	Mustafa Johnson vs. Colorado State in Denver, Aug. 30, 2019 (9 yards).
	Opponent:	Tra'Mayne Bondurant, Arizona at Tucson, Nov. 8, 2014 (22 yards).
Blocked Punt Return For A Touchdown	Colorado:	Lawrence Vickers vs. Washington State at Seattle, Sept. 11, 2004 (0 yards).
	Opponent:	Grant Perry, Michigan at Ann Arbor, Sept. 17, 2016 (6 yards).
Blocked Field Goal Return For A Touchdown	Colorado:	Has not occurred.
	Opponent:	Max Bergen, Stanford at Palo Alto, Oct. 8, 2011 (75 yards; first-ever against Colorado)
Blocked Punt	Colorado:	Alex Fontenot vs. California at Berkeley, Nov. 24, 2018 and vs. Utah in Boulder, Nov. 17, 2018.
	Opponent:	Khaylan Thomas, Arizona State at Tempe, Nov. 4, 2017.
Blocked PAT Kick	Colorado:	Terrance Lang vs. Oregon State in Boulder, Oct. 27, 2018.
	Opponent:	Jordan Jackson, Air Force in Boulder, Sept. 14, 2019 (<i>kicker: James Stefanou</i>)
Blocked Field Goal	Colorado:	Chidobe Awuzie vs. UCLA in Boulder, Nov. 3, 2016.
	Opponent:	Quentin Lake, UCLA in Boulder, Nov. 2, 2020 (<i>second one in game</i>).
Offensive Lineman To Score A Touchdown	Colorado:	Alex Kelley vs. Colorado State in Denver, Sept. 2, 2016 (recovered fumble in end zone).
	Opponent:	Has not occurred.
Defensive Two-Point Conversion	Colorado:	Greg Biekert vs. Nebraska in Boulder, Nov. 2, 1991.
	Opponent:	Has not occurred.
300 Yards Total Offense	Colorado:	321, Sam Noyer vs. UCLA in Boulder, Nov. 7, 2020 (<i>257 pass, 64 rush</i>).
	Opponent:	412, Dorian Thompson-Robinson, UCLA in Boulder, Nov. 7, 2020 (<i>303 pass, 109 rush</i>).
400 Yards Total Offense	Colorado:	416, Steven Montez vs. Southern California in Boulder, Nov. 11, 2017 (<i>376 pass, 40 rush</i>).
	Opponent:	412, Dorian Thompson-Robinson, UCLA in Boulder, Nov. 7, 2020 (<i>303 pass, 109 rush</i>).
100 Yards Rushing	Colorado:	187, Jarek Broussard vs. UCLA in Boulder, Nov. 7, 2020 (<i>31 attempts</i>).
	Opponent:	109, Dorian Thompson-Robinson, UCLA in Boulder, Nov. 7, 2020 (<i>9 attempts</i>).
200 Yards Rushing	Colorado:	281, Phillip Lindsay vs. Arizona in Boulder, Oct. 7, 2017 (<i>41 attempts</i>).
	Opponent:	327, Khalil Tate, Arizona in Boulder, Oct. 7, 2017 (<i>14 attempts</i>).
300 Yards Rushing	Colorado:	309, Chris Brown vs. Kansas at Lawrence, Oct. 12, 2002.
	Opponent:	327, Khalil Tate, Arizona in Boulder, Oct. 7, 2017 (<i>14 carries</i>).
Three Touchdowns Rushing	Colorado:	3, Jarek Broussard vs. UCLA in Boulder, Nov. 7, 2020.
	Opponent:	3, Cyrus Habibi-Likio, Oregon at Eugene, Oct. 11, 2019.
Four Touchdowns Rushing	Colorado:	4, Michael Adkins II vs. Charleston Southern in Boulder, Oct. 19, 2013.
	Opponent:	4, Khalil Tate, Arizona in Boulder, Oct. 7, 2017.
Two 100-Yard Rushers	Colorado:	Phillip Lindsay (31-144) and Sefo Liufau (23-108) vs. Washington State in Boulder, Nov. 19, 2016.
	Opponent:	Adrian Martinez (15-117) and Greg Bell (13-104), Nebraska at Lincoln, Sept. 8, 2018.
Three 100-Yard Rushers	Colorado:	Jon Keyworth (18-124), Paul Arendt (23-116) and Ward Walsh (15-101), vs. Air Force at USAFA, Nov. 21, 1970.
	Opponent:	David Overstreet (18-258), Darrell Shepard (3-151) and George Rhymes (9-110), Oklahoma in Boulder, Oct. 4, 1980.
300 Yards Passing	Colorado:	324, Steven Montez vs. Southern California in Boulder, Oct. 25, 2019 (<i>27-of-43</i>).
	Opponent:	303, Dorian Thompson-Robinson, UCLA in Boulder, Nov. 7, 2020 (<i>20-of-40</i>).
400 Yards Passing	Colorado:	455, Sefo Liufau vs. California at Berkeley, Sept. 27, 2014 (<i>46-of-67</i>).
	Opponent:	406, Kedon Slovis, Southern California in Boulder, Oct. 25, 2019 (<i>30-of-44</i>).
Three Touchdowns Passing	Colorado:	3, Steven Montez vs. Southern California in Boulder, Oct. 25, 2019.
	Opponent:	4, Dorian Thompson-Robinson, UCLA in Boulder, Nov. 7, 2020.
Four Touchdowns Passing	Colorado:	4, Steven Montez vs. Colorado State in Denver, Aug. 31, 2018.
	Opponent:	4, Dorian Thompson-Robinson, UCLA in Boulder, Nov. 7, 2020.
Five Touchdowns Passing	Colorado:	7, Sefo Liufau vs. California at Berkeley, Sept. 27, 2014 (<i>school record</i>).
	Opponent:	5, Khalil Tate, Arizona at Tucson, Nov. 2, 2018.
Three Interceptions Thrown	Colorado:	4, Steven Montez vs. Oregon at Eugene, Oct. 11, 2019.
	Opponent:	3, Ryan Burns, Stanford at Palo Alto, Oct. 22, 2016.
Four Interceptions Thrown	Colorado:	4, Steven Montez vs. Oregon at Eugene, Oct. 11, 2019.
	Opponent:	4, Graham Harrell, Texas Tech at Lubbock, Oct. 27, 2007.
10 Receptions	Colorado:	10, Tony Brown vs. Arizona in Boulder, Oct. 5, 2019 (<i>141 yards</i>).
	Opponent:	11, Isaiah Hodgins, Oregon State in Boulder, Oct. 27, 2018 (<i>146 yards</i>).
100 Yards Receiving	Colorado:	100, Laviska Shenault vs. Washington in Boulder, Nov. 23, 2019 (<i>7 receptions</i>).
	Opponent:	126, Greg Dulcich, UCLA in Boulder, Nov. 7, 2020 (<i>4 receptions</i>).
200 Yards Receiving	Colorado:	211, Laviska Shenault vs. Colorado State in Denver, Aug. 31, 2018 (<i>11 receptions</i>).
	Opponent:	208, Ryan Broyles, Oklahoma at Norman, Oct. 30, 2010 (<i>9 receptions</i>).
Two Touchdowns Receiving	Colorado:	2, K.D. Nixon vs. Southern California in Boulder, Oct. 25, 2019.
	Opponent:	2, Michael Pittman, Utah at Salt Lake City, Nov. 30, 2019.
Three Touchdowns Receiving	Colorado:	3, Tony Brown vs. Arizona State at Tempe, Sept. 21, 2019.
	Opponent:	3, Nelson Agholor, Southern California at Los Angeles, Oct. 18, 2014.
Two 100-Yard Receivers	Colorado:	Laviska Shenault (11-211) and K.D. Nixon (6-112) vs. Colorado State in Denver, Aug. 31, 2018.
	Opponent:	Michael Pittman (7-156) and Tyler Vaughns (8-104), Southern California in Boulder, Oct. 25, 2019.
100-Yard Rusher & Receiver	Colorado:	Alex Fontenot (24-105) rushing & Laviska Shenault (7-100 receiving) vs. Washington in Boulder, Nov. 23, 2019.
	Opponent:	Dorian Thompson-Robinson (9-109 rushing) & Greg Dulcich (4-126 receiving), UCLA in Boulder, Nov. 7, 2020.
100-Yard Rusher & Receiver (<i>same player</i>)	Colorado:	Cortlen Johnson (27-172 rushing; 6-105 receiving), vs. Iowa State at Ames, Nov. 10, 2001.
	Opponent:	Has not occurred.

**The Last Time, continued...**

Four Touchdowns In A Game	Colorado: 4, Laviska Shenault vs. Arizona State in Boulder, Oct. 8, 2017 (<i>2 rushing, 2 receiving</i>). Opponent: 4, Khalil Tate, Arizona in Boulder, Oct. 7, 2017 (<i>4 rushing</i>).
Four Field Goals In A Game	Colorado: 4, Will Oliver vs. Colorado State in Denver, Sept. 1, 2013. Opponent: 4, Jordan Choukair, Oregon State at Corvallis, Oct. 14, 2017.
50-Yard Field Goal	Colorado: 53, James Stefanou vs. Arizona State at Tempe, Nov. 4, 2017. Opponent: 51, Matt Gay, Utah in Boulder, Nov. 17, 2018.
Two Interceptions In A Game	Colorado: 2, Mikial Onu vs. Colorado State in Denver, Aug. 30, 2019. Opponent: 2, Verone McKinley, Oregon at Eugene, Oct. 11, 2019.
Three Interceptions In A Game	Colorado: 3, Terrence Wheatley vs. Texas Tech at Lubbock, Oct. 27, 2007. Opponent: 3, Philip Thomas, Fresno State at Fresno, Sept. 15, 2012.
Four Interceptions In A Game	Colorado: Has not occurred. Opponent: 4, Frank Nelson, Utah at Salt Lake City, Nov. 2, 1946.
Three Quarterback Sacks In A Game	Colorado: 3 (for 21 yards), Mustafa Johnson vs. Nebraska in Boulder, Sept. 7, 2019. Opponent: 4 (for 31 yards), Vilas Fauonuku, Utah at Salt Lake City, Nov. 28, 2015.
Four Quarterback Sacks In A Game	Colorado: 4½ (for 46), Ron Woolfork vs. Iowa in Boulder, Sept. 26, 1992. Opponent: 4 (for 31 yards), Vilas Fauonuku, Utah at Salt Lake City, Nov. 28, 2015.

TEAM

Shut Out (Defensive)	Colorado: Game: 48-0, vs. Nicholls State in Boulder, Sept. 26, 2015. Through 3rd Qtr: 37-0, vs. Colorado State in Denver, Sept. 2, 2016. At Half: 13-0, vs. Washington in Boulder, Nov. 23, 2019. Opponent: Game: 0-28, by Washington State at Pullman, Oct. 21, 2017. Through 3rd Qtr: 0-21, by Washington State at Pullman, Oct. 21, 2017. At Half: 0-17, by Nebraska in Boulder, Sept. 7, 2019.
Safety	Colorado: vs. Oregon in Boulder, Oct. 22, 2011 (Terrel Smith tackled Cliff Harris in end zone). Opponent: by Stanford at Palo Alto, Oct. 22, 2016 (Sefo Liufau ran out of back of end zone).
Held To No Offensive Touchdowns	Colorado: by Oregon at Eugene, Oct. 11, 2019. Opponent: Texas State in Boulder, Sept. 9, 2017; Colorado State in Denver, Sept. 1, 2017; Stanford at Palo Alto, Oct. 22, 2016.
30 First Downs In A Game	Colorado: 30, vs. Northern Colorado in Boulder, Sept. 16, 2017. Opponent: 30, by Southern California in Boulder, Oct. 25, 2019.
Held Under 10 First Downs	Colorado: 9, by Washington at Santa Clara, Pac-12 Championship Game, Dec. 2, 2016. Opponent: 7, vs. Arizona State in Boulder, Oct. 15, 2016.
500 Yards Total Offense In A Game	Colorado: 525, vs. UCLA in Boulder, Nov. 7, 2020 (264 rush, 261 pass). Opponent: 518, by Southern California in Boulder, Oct. 25, 2019 (112 rush, 406 pass).
600 Yards Total Offense In A Game	Colorado: 603, vs. Washington State in Boulder, Nov. 19, 2016 (258 rush, 345 pass). Opponent: 616, by Arizona in Boulder, Oct. 17, 2015 (291 rush, 325 pass).
Held Under 200 Yards Total Offense In A Game	Colorado: 196, by Utah in Boulder, Nov. 17, 2018 (34 rush, 162 pass). Opponent: 199, Arizona State in Boulder, Oct. 15, 2016 (50 rush, 149 pass).
Held Under 100 Yards Total Offense In A Game	Colorado: 76, by Stanford in Boulder, Nov. 3, 2012 (-21 rush, 97 pass). Opponent: 96, Idaho State in Boulder, Sept. 10, 2016 (29 rush, 67 pass).
300 Yards Rushing In A Game	Colorado: 311, vs. New Hampshire in Boulder, Sept. 15, 2018. Opponent: 329, by Nebraska at Lincoln, Sept. 8, 2018.
400 Yards Rushing In A Game	Colorado: 427, vs. Kansas at Lawrence, Oct. 12, 2002. Opponent: 413, by Arizona in Boulder, Oct. 7, 2017.
500 Yards Rushing In A Game	Colorado: 502, vs. Missouri in Boulder, Nov. 11, 2000. Opponent: 516, by Missouri at Columbia, Oct. 6, 1984.
Held Under 100 Yards Rushing In A Game	Colorado: 60, by Utah at Salt Lake City, Nov. 30, 2019 (31 attempts; included five sacks for 30 yards). Opponent: 32, vs. Washington in Boulder, Nov. 23, 2019 (32 attempts; included five sacks for 51 yards).
400 Yards Passing In A Game	Colorado: 401, vs. Arizona State at Tempe, Oct. 10, 2015. Opponent: 406, by Southern California in Boulder, Oct. 25, 2019.
500 Yards Passing In A Game	Colorado: 533, vs. NE Louisiana in Boulder, Sept. 16, 1995. Opponent: 523, by Fresno State at Honolulu, Dec. 25, 1993 (<i>Aloha Bowl</i> ; only time ever vs. Colorado)
Held Under 100 Yards Passing In A Game	Colorado: 94, by Washington State at Pullman, Oct. 21, 2017. Opponent: 67, vs. Idaho State in Boulder, Sept. 10, 2016.
Averaged Over Eight Yards Per Play	Colorado: 9.17, vs. Colorado State in Denver, Aug. 31, 2018 (65-596). Opponent: 8.20, by Arizona at Tucson, Nov. 2, 2018 (69-566).
Held Under Three Yards Per Play	Colorado: 2.93, by Utah in Boulder, Nov. 17, 2018 (67-196). Opponent: 1.75, vs. Idaho State in Boulder, Sept. 26, 2015 (55-96).
Four Interception Game	Colorado: 4, vs. Texas Tech at Lubbock, Oct. 27, 2007. Opponent: 4, by Oregon at Eugene, Oct. 11, 2019.
Five Interception Game	Colorado: 5, vs. Texas Tech at Lubbock, Nov. 1, 2003. Opponent: 5, by Oklahoma in Boulder, Oct. 17, 1992.
Six Quarterback Sacks	Colorado: 6 (for 33 yards), vs. Nebraska in Boulder, Sept. 7, 2019. Opponent: 7 (for 43 yards), by Nebraska at Lincoln, Sept. 8, 2018.
Forced Six (Five) Lost Opponent Fumbles	Colorado: 6, vs. Kansas State in Boulder, Oct. 22, 1983 (5 vs. Nebraska in Boulder, Nov. 26, 1999) Opponent: 6, by Nebraska at Lincoln, Oct. 25, 1975 (5 by Oklahoma State at Stillwater, Nov. 8, 1980).
Forty-Minute Time of Possession Game	Colorado: 41:05, vs. UCLA at Pasadena, Oct. 31, 2015. Opponent: 41:46, by Washington State in Boulder, Nov. 10, 2018.
Turnover-Free Game	Colorado: vs. UCLA in Boulder, Nov. 7, 2020. Opponent: by Utah at Salt Lake City, Nov. 30, 2019.
Did Not Punt	Colorado: vs. Iowa State in Boulder, Nov. 19, 1994. Opponent: by Washington at Seattle, Nov. 9, 2013 (just second time since 1983; Baylor in 2010).
Recovered Own Onside Kick	Colorado: vs. Southern California at Los Angeles (Kyle Trego), Oct. 13, 2018; <i>0-of-last-3 (2-of-last 10 back to 2014)</i> . Opponent: by California in Boulder, Nov. 16, 2013; <i>0-of-last-5</i> .

**CAREER SINGLE GAME BESTS***(for those who have regularly appeared in games)***DANIEL ARIAS, WR**

Receptions— 2, vs. Arizona, 10/05/19
 Receiving Yards— 38, vs. UCLA, 11/07/20
 Long Reception— 38, vs. UCLA, 11/07/20
 Receiving TDs— 1, twice (last: at Utah, 11/30/19)

MAURICE BELL, WR

Receptions— 5, vs. UCLA, 11/07/20
 Receiving Yards— 43, vs. UCLA, 11/07/20
 Long Reception— 20, vs. UCLA, 11/07/20
 Receiving TDs— N/A

MEKHI BLACKMON, CB

Total Tackles— 4, twice (last: vs. Nebraska, 9/07/19)
 Solo Tackles— 4, twice (last: vs. Colorado State, 8/30/19)
 Interceptions— N/A
 Pass Deflections— 1, four times (last: at Arizona St., 9/21/19)

JAREK BROUSSARD, TB

Rushing Attempts— 31, vs. UCLA, 11/07/20
 Rushing Yards— 187, vs. UCLA, 11/07/20
 Long Run— 37, vs. UCLA, 11/07/20
 Rushing TDs— 3, vs. UCLA, 11/07/20

CHRIS CARPENTER, WR

Receptions— N/A
 Receiving Yards— N/A
 Long Reception— N/A
 Receiving TDs— N/A

ASHAAD CLAYTON-JOHNSON, TB

Rushing Attempts— N/A
 Rushing Yards— N/A
 Long Run— N/A
 Rushing TDs— N/A

ALEX FONTENOT, TB

Rushing Attempts— 25, at Arizona State, 9/21/19
 Rushing Yards— 125, Colorado State, 8/30/19
 Long Run— 32, Colorado State, 8/30/19 (TD)
 Rushing TDs— 3, Colorado State, 8/30/19
 Receptions— 5, twice (last: vs. Southern California, 10/25/19)
 Receiving Yards— 34, vs. Arizona, 10/05/19
 Long Reception— 19, vs. Arizona, 10/05/19

TYLER FRANCIS, PK

Field Goals Made— 2, at Arizona, 11/02/18
 Field Goals Attempted— 2, at Arizona, 11/02/18
 Long Field Goal— 48, at Arizona, 11/02/18
 PAT Made— 4, at Arizona, 11/02/18

CHRISTIAN GONZALEZ, CB

Total Tackles— 5, vs. UCLA, 11/07/20
 Solo Tackles— 3, vs. UCLA, 11/07/20
 Interceptions— N/A
 Pass Deflections— N/A

JAYLON JACKSON, WR

Receptions— 6, at Arizona, 11/02/18
 Receiving Yards— 57, vs. Nebraska, 9/07/19
 Long Reception— 57, vs. Nebraska, 9/07/19
 Receiving TDs— N/A

MUSTAFA JOHNSON, DE

Total Tackles— 10, twice (last: vs. Arizona State, 10/06/18)
 Solo Tackles— 8, twice (last: vs. Oregon State, 10/27/18)
 QB Sacks— 3, vs. Nebraska, 9/07/19
 Third Down Stops— 3, vs. Nebraska, 9/07/19

AKIL JONES, ILB

Total Tackles— 11, at Utah, 11/30/19 (6 solo)
 Solo Tackles— 8, twice (last: Washington, 11/23/19)
 Third Down Stops— 2, vs. Air Force, 9/14/19
 QB Sacks— N/A

JANAZ JORDAN, DT

Total Tackles— 3, vs. Arizona, 10/05/19
 Solo Tackles— 1, twice (last: vs. USC, 10/25/19)
 QB Sacks— N/A
 Third Down Stops— N/A

NATE LANDMAN, ILB

Total Tackles— 19, vs. Utah, 11/17/18
 Solo Tackles— 16, at Oregon, 10/11/19
 QB Sacks— 2, vs. Oregon State, 10/27/18
 Third Down Stops— 4, at UCLA, 11/02/19
 Pass Deflections— 3, at California, 11/24/18
 Interceptions— 1, thrice (last: vs. Washington, 11/23/19)

TERRANCE LANG, DE

Total Tackles— 7, at UCLA, 11/02/19
 Solo Tackles— 5, vs. Washington, 11/23/19
 QB Sacks— 1, seven times (last: at Utah, 11/30/19)
 Third Down Stops— 2, twice (last: at California, 11/24/18)

BRENDEN LEWIS, QB

Pass Attempts— N/A
 Pass Completions— N/A
 Passing Yards— N/A
 TD Passes— N/A

TARIK LUCKETT, CB

Total Tackles— 6, at UCLA, 11/02/19
 Solo Tackles— 6, at UCLA, 11/02/19
 Interceptions— N/A
 Pass Deflections— 1, twice (last: vs. Stanford, 11/09/19)

MATT LYNCH, TE

Receptions— 1, vs. UCLA, 11/07/20
 Receiving Yards— 1, vs. UCLA, 11/07/20
 Long Reception— 1, vs. UCLA, 11/07/20
 Receiving TDs— N/A

TYLER LYTLE, QB

Pass Attempts— 5, vs. Utah, 11/17/18
 Pass Completions— 4, vs. Utah, 11/17/18
 Passing Yards— 55, vs. Utah, 11/17/18
 TD Passes— N/A
 Long Pass— 33, vs. Utah, 11/17/18
 Interceptions— 1, vs. Utah, 11/17/18
 Rating (min 10 att.)— 132.4, vs. Utah, 11/17/18

JAREN MANGHAM, TB

Rushing Attempts— 17, at UCLA, 11/02/19
 Rushing Yards— 77, at UCLA, 11/02/19
 Long Run— 19, vs. Air Force, 9/14/19
 Rushing TDs— 2, vs. Nebraska, 9/07/19

CHRIS MILLER, CB

Total Tackles— 4, thrice (last: at Arizona State, 9/21/19)
 Solo Tackles— 3, twice (last: at Arizona State, 9/21/19)
 Interceptions— 1, vs. Nebraska, 9/07/19
 Pass Deflections— 1, twice (last: at Arizona St., 9/21/19)

JAMAR MONTGOMERY, OLB

Total Tackles— 2, vs. Southern California, 10/25/19
 Solo Tackles— 2, vs. Southern California, 10/25/19
 QB Sacks— 1, vs. Southern California, 10/25/19
 Third Down Stops— N/A

K.D. NIXON, WR

Receptions— 13, vs. Oregon State, 10/27/18
 Receiving Yards— 198, vs. Oregon State, 10/27/18
 Long Reception— 96, vs. Nebraska, 9/07/19 (TD)
 Receiving TDs— 2, twice (last: vs. USC, 10/25/19)
 Long Run— 12, twice (at Utah, 2017; vs. Stanford 2019)

SAM NOYER, QB

Pass Attempts— 31, vs. UCLA, 11/07/20
 Pass Completions— 20, vs. UCLA, 11/07/20
 Passing Yards— 257, vs. UCLA, 11/07/20
 TD Passes— 1, vs. UCLA, 11/07/20
 Long Pass— 38, vs. UCLA, 11/07/20
 Interceptions— 1, twice (last: vs. Washington State, 11/10/18)
 Rating (min 10 att.)— 144.8, vs. UCLA, 11/07/20

MARK PERRY, S

Total Tackles— 3, thrice (last: vs. UCLA, 11/07/20)
 Solo Tackles— 3, at Washington State, 10/19/19
 Interceptions— N/A
 Pass Deflections— 1, thrice (last: at UCLA, 11/02/19)

EVAN PRICE, PK

Field Goals Made— 3, vs. Stanford, 11/09/19
 Field Goals Attempted— 3, thrice (last: vs. UCLA, 11/07/20)
 Long Field Goal— 45, vs. UCLA, 11/07/20
 PAT Made— 4, vs. Oregon State, 10/27/18

DERRION RAKESTRAW, S

Total Tackles— 9, at Arizona State, 9/21/19
 Solo Tackles— 7, at Arizona State, 9/21/19
 Interceptions— 1, four times (last: Stanford, 11/09/19)
 Pass Deflections— 2, at Washington State, 10/19/19

BRENDEN RICE, WR

Receptions— 1, vs. UCLA, 11/07/20
 Receiving Yards— 5, vs. UCLA, 11/07/20
 Long Reception— 5, vs. UCLA, 11/07/20
 Receiving TDs— N/A

NA'IM RODMAN, DL

Total Tackles— 3, vs. Washington, 11/23/19
 Solo Tackles— 1, 4 times (last: vs. Washington, 11/23/19)
 QB Sacks— N/A
 Third Down Stops— 1, at Arizona State, 9/21/19

BRADY RUSSELL, TE

Receptions— 5, vs. UCLA, 11/07/20
 Receiving Yards— 77, vs. UCLA, 11/07/20
 Long Reception— 34, vs. UCLA, 11/07/20
 Receiving TDs— 1, thrice (last: vs. UCLA, 11/07/20)

JALEN SAMI, DT

Total Tackles— 5, twice (last: at Utah, 11/30/19)
 Solo Tackles— 4, Washington, 11/23/19
 QB Sacks— 1, at Utah, 11/30/19 (two ½ sacks)
 Third Down Stops— 1, thrice (last: at Utah, 11/30/19)

DEION SMITH, TB

Rushing Attempts— 7, at Oregon, 10/11/19
 Rushing Yards— 41, at Oregon, 10/11/19
 Long Run— 18, at Oregon, 10/11/19
 Rushing TDs— N/A

LA'VONTAE SHENAUT, WR

Receptions— N/A
 Receiving Yards— N/A
 Long Reception— N/A
 Receiving TDs— N/A

JAYLE STACKS, TB

Rushing Attempts— N/A
 Rushing Yards— N/A
 Long Run— N/A
 Rushing TDs— N/A

DIMITRI STANLEY, WR

Receptions— 6, vs. UCLA, 11/07/20
 Receiving Yards— 75, vs. Arizona, 10/05/19
 Long Reception— 38, vs. Arizona, 10/05/19
 Receiving TDs— 1, vs. Air Force, 9/14/19

JAMES STEFANO, PK

Field Goals Made— 3, 5 times (last: vs. Arizona, 10/05/19)
 Field Goals Attempted— 4, at Nebraska, 9/08/18
 Long Field Goal— 53, at Arizona State, 11/04/17
 PAT Made— 7, vs. Colorado State, 8/30/19
 PAT Attempts— 7, vs. Colorado State, 8/30/19
 Points— 14, vs. California, 10/28/17

K.J. TRUJILLO, CB

Total Tackles— 5, twice (last: vs. USC, 10/25/19)
 Solo Tackles— 5, Southern California, 10/25/19
 Interceptions— 1, vs. Southern California, 10/25/19
 Pass Deflections— 2, vs. Southern California, 10/25/19

JONATHAN VAN DIEST, ILB

Total Tackles— 6, twice (last: at Arizona State, 9/21/19)
 Solo Tackles— 5, vs. Colorado State, 8/30/19
 QB Sacks— 1, twice (last: vs. Nebraska, 9/07/19)
 Third Down Stops— 1, twice (last: vs. Colorado State, 8/30/19)

JOSH WATTS, P

Punts— 3, vs. UCLA, 11/07/20
 Average (min. 5 punts)— N/A
 Long Punt— 47, vs. UCLA, 11/07/20
 50-Plus— N/A
 Inside-the-20— 1, vs. UCLA, 11/07/20

CARSON WELLS, OLB

Total Tackles— 10, vs. Arizona, 10/05/19
 Solo Tackles— 9, vs. Arizona, 10/05/19
 QB Sacks— 2, twice (last: at Arizona, 11/02/18)
 Third Down Stops— 3, at UCLA, 11/02/19
 Interceptions— 1, vs. UCLA in 2019 & 2020)

AUSTIN WILLIAMS, DT

Total Tackles— 1, 5 times (last: vs. Washington, 11/23/19)
 Solo Tackles— 1, 4 times (last: vs. Washington, 11/23/19)
 QB Sacks— N/A
 Third Down Stops— N/A

WR/TE ADD

Receptions— N/A
 Receiving Yards— N/A
 Long Reception— N/A
 Receiving TDs— N/A

DEF ADD

Total Tackles— N/A
 Solo Tackles— N/A
 Interceptions— N/A
 Pass Deflections— N/A



HOW THE BUFFS WERE BUILT (2016-present)

FRESHMAN RECRUITS

2016

Akil Jones
†Chance Lytle
Sam Noyer
†Colby Pursell
Derrion Rakestraw

2017

Maurice Bell
Alex Fontenot
#Jaylon Jackson
Nate Landman
Terrance Lang
#Isaiah Lewis
#Tyler Lytle
Chris Miller
Chase Newman
K.D. Nixon
Jared Poplawski
†Casey Roddick
†Jalen Sami
William Sherman
+James Stefanou
Jonathan Van Diest
Carson Wells

2018

Daniel Arias
Jarek Broussard
Frank Phillip

†Joshka Gustav
Joshua Jynes
Kanan Ray
Ray Robinson
Deion Smith
Dimitri Stanley

2019

#Joe Davis
Marvin Ham II
#Austin Johnson
Tarik Luckett
#Jaren Mangham
Lloyd Murray, Jr.
D.J. Oats
#Alec Pell
Mark Perry
Nikko Pohahau
Evan Price
Na'im Rodman
Valentin Senn
La'Vontae Shenault
Jayden Simon
#K.J. Trujillo
Jake Wiley
Austin Williams

2020

+Will Anglen
Chris Carpenter
Gerad Christian-
Lichtenhan

Ashaad Clayton-Johnson
Caleb Fauria
Christian Gonzalez
Devin Grant
Jason Harris
Carson Lee
Montana Lemonious-Craig
Brendon Lewis
Keith Miller III
Louis Passarello
Toren Pittman
Brenden Rice
Jayle Stacks
Alvin Williams
Mister Williams
Jake Wray

WALK-ONS

2017

Nico Magri
*Brady Russell

2018

Curtis Appleton
John Deitchman
Tyler Francis
Jake Groth
Devin Lynch
Evan Price
C.J. Schmanski
James Townsend

2019

Derek Bedell
Dominick Cate
Grant Ciccarone
Kyle Scofield
#Alex Smith
#Dante Sparaco
#Ryan Travis
Mac Willis

2020

Michael Chandler III
Travis Drosos
Michael Harrison
Luke Horne
Dutch Jones
Robert Ortega
Jack Seavall

FOUR YEAR TRANSFERS

2019

Nigel Bethel
Anthony Lyle
Kyle Scofield

2020

#*Antonio Alfano
Michael Byrd
Nick Fisher
Rich Hall
Dylan Jacob
^*Matt Lynch
#*Josh Watts

JUNIOR COLLEGE TRANSFERS

2018

Mekhi Blackmon
#Mustafa Johnson
Kary Kutsch

2019

#Jeremiah Doss
#Janaz Jordan
#Jamar Montgomery
#Quinn Perry
#Luke Stillwell

2020

#Justin Jackson
#Jaylen Striker
#Guy Thomas

*—is on or has since been placed on scholarship; #—joined team in spring of year listed, otherwise joined in the fall; ^—graduate transfer (graduated from previous four-year institution); †—grayshirt (signed in that class but delayed enrollment until spring). ++—no longer on team.

WESTBROOK SET FOR COLLEGE FOOTBALL HALL OF FAME INDUCTION

Some 25-plus years later, it still resonates and sends chills through Colorado football fans as if it happened just yesterday through the late Keith Jackson's call on ABC: "Stewart with time ... He lets it go ... He's got three people down there ... The ball's up in the air ... Caught! Touchdown! ... Caught by Westbrook for a touchdown! ... Incredible!" (see it here: <https://www.youtube.com/watch?v=5Nt6Hjqtl8&t=87s>).

On Sept. 24, 1994, **Michael Westbrook** cemented his name in CU and college football history with that catch, dubbed the "Miracle in Michigan." Back on March 11, he was officially recognized as one of college football's all-time greats as he was selected for induction into the College Football Hall of Fame in its 2020 Class. He will become the ninth Buffaloes enshrined in the Hall, joining **Byron White** (inducted in 1952), **Joe Romig** (1984), **Dick Anderson** (1993), **Bobby Anderson** (2006), **Alfred Williams** (2010), **John Wooten** (2012), Coach **Bill McCartney** (2013) and **Herb Orvis** (2016). Westbrook becomes the second player who was coached by McCartney to enter the Hall, joining Williams who played for him during his 13-year tenure as head coach from 1982-94.

At the time of his graduation, he finished his career as CU's all-time leader in receptions (167), receiving yards (2,548) and receiving touchdowns (19). Those numbers still remain fourth, third and seventh, respectively, a quarter century after he played, while his average of 15.3 yards per reception is the fourth-highest among the 36 players in CU history with 70 or more catches. He had eight career 100-yard games (six over 125) and was also 11th in all-purpose yards (2,858) and 22nd in scoring (116 points). To this day, he remains tied for the school's most receptions in bowl games (14) and the leader in yards (283).

"I knew I had been on the ballot, and you anticipate getting in, but you never expect it so I kind of let my guard down a bit," Westbrook said. "Then I got the package from the Hall of Fame, and I'm like, 'Wow!' I think back to those days, and it was such an awesome time in our lives," he continued. "You couldn't ask for a better situation to go through and succeed in. We had quality coaches, a great support staff and awesome teammates. Beginning with Coach Mac when he came to my high school and recruited me on the spot when he was there looking at someone else."

McCartney was pleased to hear that Westbrook will be joining him in the Hall of Fame. "He could have gone in before I did, you're only as good as the players you are privileged to coach," McCartney said. "I'm excited for Michael. He was a game changer, the real deal and looked the part. He was big, strong and fast. The defense always had to be concerned with where he lined up and he was nearly impossible to cover one-on-one. As a blocker, he was downright vicious, probably the best blocking receiver I've ever coached — and it was something he took great pride in. He's obviously known for the catch in Michigan, but he shouldn't be defined by it. He was so much more for us than that one play."





A note about CU's depth: in-season, charts *reflect* change and generally do not announce it unless there are long-term injuries.

OFFENSE

(Multiple)

WIDE RECEIVER

- 6 Daniel Arias, 6-4, 205, Jr.**
- 5 La'Vontae Shenault, 6-2, 190, Fr.-2*
- 2 Brendan Rice, 6-3, 205, Fr.

WIDE RECEIVER

- 13 Maurice Bell, 6-0, 180, Jr.**
- 15 Montana Lemonious-Craig, 6-2, 185, Fr.
- 88 Keith Miller III, 6-5, 210, Fr.
- (3 K.D. Nixon, 5-8, 190, Sr.***--injured)

WIDE RECEIVER

- 14 Dimitri Stanley, 5-11, 185, Soph.**
- 10 Jaylon Jackson, 5-10, 180, Jr.**
- 81 Chris Carpenter, 6-1, 160, Fr.

LEFT TACKLE

- 78 William Sherman, 6-4, 310, Jr.**
- 60 Jake Wiley, 6-6, 290, Fr.-RS
- 77 Jake Wray, 6-5, 310, Fr.

LEFT GUARD

- 58 Kary Kutsch, 6-5, 310, Sr.**
- 74 Chance Lytle, 6-7, 320, Jr.**
- 52 Joshua Jynes, 6-3, 310, Soph.*

CENTER

- 52 Joshua Jynes, 6-3, 310, Soph.*
- 75 Carson Lee, 6-3, 315, Fr.
- (65 Colby Pursell, 6-4, 305, Jr.**--injured)

RIGHT GUARD

- 70 Casey Roddick, 6-4, 335, Soph.*
- 54 Kanan Ray, 6-4, 295, Soph.*
- 75 Carson Lee, 6-3, 315, Fr.

RIGHT TACKLE

- 76 Frank Fillip, 6-7, 295, Soph.-2**
- 71 Valentin Senn, 6-7, 310, Fr.-RS
- 72 Nikko Pohahau, 6-5, 285, Fr.-RS

TIGHT END

- 38 Brady Russell, 6-3, 255, Jr.**
- 84 Matt Lynch, 6-5, 245, Sr./Gr.-5
- 86 C.J. Schmanski, 6-3, 240, Soph.
- 80 Nick Fisher, 6-5, 265, Sr./Gr.-5
- 98 Nico Magri, 6-3, 280, Jr.**

QUARTERBACK

- 4 Sam Noyer, 6-4, 220, Sr.-5***
- 7 Tyler Lytle, 6-5, 220, Jr.**
- 12 Brendon Lewis, 6-3, 215, Fr.
- 9 Michael Chandler, 6-1, 185, Fr.
- 17 Grant Ciccarone, 6-2, 205, Fr.-RS

TAILBACK

- 23 Jarek Broussard, 5-9, 185, Soph.
- 1 Jaren Mangham, 6-2, 215, Soph.*
- 28 Joe Davis, 5-11, 205, Soph.*
- 0 Ashaad Clayton, 6-0 200, Fr.
- 33 Jayle Stacks, 5-11, 230, Fr.

DEFENSE

(3-4 Base; 12 positions listed)

OUTSIDE LINEBACKER

- 1 Guy Thomas, 6-4, 240, Jr.
- 4 Jamar Montgomery, 6-2, 240, Jr.-2*

DEFENSIVE END

- 54 Terrance Lang, 6-7, 285, Jr.**
- 13 Justin Jackson, 6-2, 280, Jr.
- 90 Jayden Simon, 6-3, 290, Fr.-RS

NOSE TACKLE

- 99 Jalen Sami, 6-6, 325, Soph.*
- 92 Lloyd Murray, 6-2, 300, Fr.-2*
- 94 Janaz Jordan, 6-4, 305, Jr.*
- 55 Austin Williams, 6-5, 315, Soph.*

DEFENSIVE TACKLE

- 34 Mustafa Johnson, 6-2, 290, Sr.**
- 18 Jeremiah Doss, 6-4, 265, Sr.*
- 91 Na'im Rodman, 6-2, 300, Soph.*

INSIDE LINEBACKER

- 53 Nate Landman, 6-3, 235, Sr.***
- 31 Jonathan Van Diest, 6-1, 230, Jr.**
- 6 Alec Pell, 6-4, 230, Fr.-2*

INSIDE LINEBACKER

- 36 Akil Jones, 6-0, 235, Sr.-5***
- 7 Marvin Ham II, 6-1, 225, Fr.-2*
- 12 Quinn Perry, 6-2, 240, Jr.-2*

OUTSIDE LINEBACKER

- 26 Carson Wells, 6-4, 250, Jr.**
- 33 Joshka Gustav, 6-3, 235, Fr.-2*

STAR BACK (OLB/S HYBRID)

- 30 Curtis Appleton, 6-1, 180, Jr.*
- (0 Chris Miller, 6-0, 190, Jr.**--injured)

LEFT CORNERBACK

- 21 Christian Gonzalez, 6-2, 200, Fr.
- 27 Nigel Bethel, 6-0, 170, Soph.

FREE SAFETY

- 3 Derrion Rakestraw, 6-2, 200, Sr.-5***
- 23 Isaiah Lewis, 6-0, 205, Jr.** (N#1)
- 22 Toren Pittman, 6-4, 190, Fr.

STRONG SAFETY

- 5 Mark Perry, 6-2, 200, Soph.*
- 17 K.J. Trujillo, 6-0, 165, Soph.*

RIGHT CORNERBACK

- 25 Mekhi Blackmon, 6-0, 170, Jr.-2**
- 16 Tarik Luckett, 6-3, 180, Soph.*
- 2 Jaylen Striker, 6-3, 205, Soph.

(Heights and weights as of July 1, 2020)

SPECIALISTS

PUNTER

- 89 Josh Watts, 6-4, 200, Jr.
- 93 Tyler Francis, 5-11, 170, Soph.-2*

PLACEKICKER / KICKOFF

- 43 Evan Price, 6-1, 180, Soph.**
- 93 Tyler Francis, 5-11, 170, Soph.-2*
- 37 Mac Willis, 6-3, 190, Fr.-RS

PUNT RETURN

- 14 Dimitri Stanley, 5-11, 190, Soph.**
- 81 Chris Carpenter, 6-1, 160, Fr.

KICKOFF RETURN

- 13 Maurice Bell, 6-0, 180, Jr.**
- 2 Brendan Rice, 6-3, 205, Fr.
- 23 Jarek Broussard, 5-9, 185, Soph.

HOLDER

- 84 Matt Lynch, 6-5, 245, Sr./Gr.-5
- 89 Josh Watts, 6-4, 200, Jr.

SNAPPER (Short & Long)

- 50 Travis Drosos, 6-1, 205, Fr.
- 87 Derek Bedell, 6-3, 215, Fr.-RS

COVERAGE/RETURN UNIT REGULARS

- 23 Isaiah Lewis, 6-0, 205, Jr.**
- 28 Joe Davis, 5-11, 210, Soph.*
- 31 Jonathan Van Diest, 6-1, 230, Jr.**
- 32 Ray Robinson, 6-2, 220, Soph.*
- 35 Mister Williams, 6-0, 245, Fr.

INJURED FOR EXTENDED TIME

- 8 Alex Fontenot, TB, 6-0, 205, Jr.**
- 64 Austin Johnson, C, 6-4, 300, Fr.-2*
- 20 Deion Smith, TB, 6-0, 190, Soph.*
- 25 Luke Stillwell, TE, 6-4, 220, Soph.-2*

(L)—throws or kicks left-handed/footed.
(N)—nickel back.

Seniors (11): Listing with a (-5) indicates fifth-year senior (5, including two grad transfers); the others (6) are fourth-year seniors.

(-2) indicates a player who played four games or less in 2019 and did not lose a year of eligibility.

OR—indicates those listed are considered even (co-first/second/third team status).

ITALICS—Players listed in *italics* left a previous game with an injury; game status ranges from probable to day-to-day to questionable.

*—number of letters earned through 2019;
CAPTAINS: to be appointed each game.



COLORADO FOOTBALL / ALPHABETICAL ROSTER

(November 9 a.m.)

No.	Player	Pos.	Ht.	Wt.	Class	Exp.	Hometown (High School/Previous College)	Status
30	APPLETON II, Curtis	CB	6- 1	180	Jr.	1L	Englewood, Colo. (Cherry Creek/Washburn)	WO 2/2
6	ARIAS, Daniel	WR	6- 4	205	Jr.	2L	Mill Creek, Wash. (Henry M. Jackson)	S 3/2
87	BEDELL, Derek	SN	6- 3	215	Fr.	RS	Bellflower, Calif. (St. John Bosco)	WO 4/4
13	BELL, Maurice	WR	6- 0	180	Jr.	2L	Murrieta, Calif. (Murrieta Valley)	S 2/2
27	BETHEL, Nigel	CB	6- 0	170	So.	TR	Miami, Fla. (Northwestern/Miami-Fla.)	S 3/3
25	BLACKMON, Mekhi	CB	6- 0	170	Jr.-2	2L	East Palo Alto, Calif. (Menlo-Atherton/College of San Mateo)	S 2/2
23	BROUSSARD, Jarek	TB	5- 9	185	So.	RS	Dallas, Texas (Bishop Lynch)	S 4/4
81	CARPENTER, Chris	WR	6- 1	160	Fr.	HS	Jacksonville, Texas (Jacksonville)	S 5/4
66	CATE, Dominick	OL	6- 3	295	Fr.	RS	Carmel, Ind. (Carmel)	WO 4/4
9	CHANDLER II, Michael	QB	6- 1	185	Fr.	HS	Converse, Texas (Judson)	WO 5/4
69	CHRISTIAN-LICHTENHAN, Gerad	OL	6- 9	340	Fr.	HS	Davis, Calif. (Davis)	S 5/4
17	CICCARONE, Grant	QB	6- 2	205	Fr.	RS	Aurora, Colo. (Cherokee Trail)	WO 4/4
0	CLAYTON, Ashaad	TB	6- 0	200	Fr.	HS	New Orleans, La. (Warren Easton)	S 5/4
28	DAVIS, Joe	TB	5-11	205	So.	1L	Littleton, Colo. (Valor Christian)	S 4/3
57	DEITCHMAN, John	OL	6- 0	265	So.	VR	Alamo, Calif. (De La Salle)	WO 3/3
18	DOSS, Jeremiah	DE	6- 4	265	Sr.	1L	Jackson, Miss. (Northwest Rankin/Hinds Community College)	S 2/1
50	DROSOS, Travis	SN	6- 1	205	Fr.	HS	Gilbert, Ariz. (Perry)	WO 5/4
18	FAURIA, Caleb	TE	6- 5	230	Fr.	HS	Attleboro, Mass. (Bishop Feehan)	S 5/4
76	FILLIP, Frank	OL	6- 7	295	So.-2	2L	Houston, Texas (Clear Lake)	S 3/3
80	FISHER, Nick	TE	6- 5	265	Gr.	TR	Basehor, Kan. (Basehor-Linwood/William Jewell)	WO 1/1
8	FONTENOT, Alex	TB	6- 0	205	Jr.	2L	Richmond, Texas (George Ranch)	S 2/2
97	FOSU, Paulison	P	6- 0	185	Jr.	HS	Accra, GHANA/Denver, Colo. (Overland)	WO 2/2
93	FRANCIS, Tyler	PK	5-11	170	So.	1L	Carlsbad, Calif. (Carlsbad)	WO 3/3
21	GONZALEZ, Christian	CB	6- 2	200	Fr.	HS	The Colony, Texas (The Colony)	S 5/4
44	GRANT, Devin	OLB	6- 3	240	Fr.	HS	San Antonio, Texas (Antonian Prep)	S 5/4
82	GROTH, Jake	WR	6- 4	205	So.	VR	Centennial, Colo. (Arapahoe)	WO 3/3
33	GUSTAV, Joshka	OLB	6- 3	235	Fr.-2	1L	Cherry Valley, Calif. (Aquinas)	S 4/4
7	HAM II, Marvin	ILB	6- 1	225	Fr.-2	1L	Belleville, Mich. (Belleville)	S 4/4
8	HARRIS, Jason	OLB	6- 7	240	Fr.	HS	Gilbert, Ariz. (Higley)	S 5/4
83	HARRISON, Michael	WR	6- 3	190	Fr.	HS	San Francisco, Calif. (St. Ignatius College Prep)	WO 5/4
56	HORNE, Luke	OLB	6- 2	215	Fr.	HS	Cedar Park, Texas (Vista Ridge)	WO 5/4
10	JACKSON, Jaylon	WR	5-10	180	Jr.	2L	Cedar Hill, Texas (Cedar Hill)	S 2/2
13	JACKSON, Justin	DL	6- 2	280	Jr.	JC	Olive Branch, Miss. (Center Hill/Northwest Mississippi CC)	S 3/2
64	JOHNSON, Austin	OL	6- 4	300	Fr.-2	1L	Highlands Ranch, Colo. (Highlands Ranch)	S 4/4
34	JOHNSON, Mustafa	DE	6- 2	290	Sr.	2L	Turlock, Calif. (Turlock/Modesto Junior College)	S 2/1
36	JONES, Akil	ILB	6- 0	235	Sr.	3L	San Jose, Calif. (Valley Christian)	S 1/1
94	JORDAN, Janaz	DT	6- 4	305	Jr.	1L	Hampton, Va. (Bethel/Hinds Community College)	S 2/2
52	JYNES, Joshua	C	6- 3	310	So.	1L	Cedar Hill, Texas (DeSoto)	S 3/3
58	KUTSCH, Kary	OL	6- 5	310	Sr.	2L	Redding, Calif. (Shasta/Butte College)	S 2/1
53	LANDMAN, Nate	ILB	6- 3	235	Sr.	3L	Danville, Calif. (Monte Vista)	S 2/1
54	LANG, Terrance	DE	6- 7	285	Jr.	2L	Pomona, Calif. (Maranatha)	S 2/2
75	LEE, Carson	OL	6- 3	320	Fr.	HS	Greenwood Village, Colo. (Cherry Creek)	S 5/4
15	LEMONIOUS-CRAIG, Montana	WR	6- 2	185	Fr.	HS	Inglewood, Calif. (Inglewood)	S 5/4
12	LEWIS, Brendon	QB	6- 2	225	Fr.	HS	Melissa, Texas (Melissa)	S 5/4
23	LEWIS, Isaiah	S	6- 0	205	Jr.	2L	Granite Bay, Calif. (Granite Bay)	S 2/2
16	LUCKETT, Tarik	CB	6- 3	180	So.	1L	Lynwood, Calif. (Junipero Serra Catholic)	S 4/3
41	LYLE, Anthony	DB	6- 0	190	Jr.	RS	Lafayette, Colo. (Legacy/Eastern Michigan)	WO 2/2
42	LYNCH, Devin	ILB	6- 1	220	Jr.	VR	Tarzana, Calif. (Chaminade College Prep)	WO 2/2
84	LYNCH, Matt	TE	6- 5	245	Gr.	TR	Broomfield, Colo. (Legacy/UCLA)	S 1/1
74	LYTLE, Chance	OL	6- 7	320	Jr.	2L	San Antonio, Texas (Churchill)	S 2/2
7	LYTLE, Tyler	QB	6- 5	220	Jr.	2L	Redondo Beach, Calif. (Servite)	S 2/2
98	MAGRI, Nico	DT	6- 3	280	Jr.	2L	Lafayette, Colo., (Monarch)	WO 2/2
1	MANGHAM, Jaren	TB	6- 2	215	So.	1L	Detroit, Mich. (Cass Tech)	S 4/3
0	MILLER, Chris	S	6- 0	190	Jr.	2L	Denton, Texas (Denton)	S 2/2*
88	MILLER III, Keith	WR	6- 5	210	Fr.	HS	The Colony, Texas (The Colony)	S 5/4
4	MONTGOMERY, Jamar	OLB	6- 2	240	Jr.-2	1L	Birmingham, Ala. (Parker/Independence Community College)	S 2/2
92	MURRAY, Lloyd Jr.	DT	6- 2	300	Fr.-2	1L	Wichita Falls, Texas (Hirschi)	S 4/4
3	NIXON, K.D.	WR	5- 8	190	Sr.	3L	DeSoto, Texas (DeSoto)	S 2/1
4	NOYER, Sam	QB	6- 4	220	Sr.	3L	Beaverton, Ore. (Beaverton)	S 1/1
15	OATS, D.J.	CB	5-10	180	Fr.	RS	Arlington, Texas (Grace Prep)	S 4/4
37	ORTEGA, Robert "Trey"	DB	6- 0	175	Fr.	HS	Broomfield, Colo. (Broomfield)	WO 5/4
89	PASSARELLO, Louis	TE	6- 5	255	Fr.	HS	Palo Alto, Calif. (Palo Alto)	S 5/4
6	PELL, Alec	LB	6- 4	230	Fr.-2	1L	Englewood, Colo. (Cherry Creek)	S 4/4
5	PERRY, Mark	S	6- 0	200	So.	1L	Rancho Cucamonga, Calif. (Rancho Cucamonga)	S 4/3
12	PERRY, Quinn	ILB	6- 2	240	Jr.-2	1L	Marina Del Ray, Calif. (Palisades/El Camino)	S 2/2

-continued-



Colorado Alphabetical Roster, continued...

No.	Player	Pos.	Ht.	Wt.	Class	Exp.	Hometown (High School/Previous College)	Status
22	PITTMAN, Toren	S	6- 4	190	Fr.	HS	Frisco, Texas (Lone Star)	S 5/4
72	POHAHAU, Nikko	OL	6- 5	275	Fr.	RS	Redwood City, Calif. (St. Francis)	S 4/4
85	POPLAWSKI, Jared	TE	6- 4	240	Jr.	1L	Scottsdale, Ariz. (Saguaro)	S 2/2
43	PRICE, Evan	PK	6- 1	180	So.-2	2L	Evergreen, Colo. (Evergreen)	WO 3/3
65	PURSELL, Colby	OL	6- 4	305	Jr.	2L	Valencia, Calif. (Hart)	S 2/2
3	RAKESTRAW, Derrion	S	6- 2	200	Sr.	3L	Woodstock, Ga. (Sequoyah)	S 1/1
54	RAY, Kanan	OL	6- 4	295	So.	1L	Chatsworth, Calif. (Sierra Canyon/UCLA)	S 3/3
2	RICE, Brenden	WR	6- 3	205	Fr.	HS	Chandler, Ariz. (Hamilton)	S 5/4
32	ROBINSON, Ray	ILB	6- 2	220	So.	1L	Highlands Ranch, Colo. (Highlands Ranch)	S 3/3
70	RODDICK, Casey	OL	6- 4	335	So.	1L	Ventura, Calif. (St. Bonaventure)	S 3/3
91	RODMAN, Na'im	DT	6- 2	300	So.	1L	Lakewood, Calif. (St. John Bosco)	S 4/3
38	RUSSELL, Brady	TE	6- 3	255	Jr.	2L	Fort Collins, Colo. (Fossil Ridge)	S 2/2
99	SAMI, Jalen	DT	6- 6	325	So.	1L	Colorado Springs, Colo. (Vista Ridge)	S 3/3
86	SCHMANSKI, C.J.	TE	6- 3	240	So.	VR	Louisville, Colo. (Monarch)	WO 3/3
40	SCOFIELD, Kyle	DB	5- 9	150	So.	HS	Morrison, Colo. (Dakota Ridge/Metro State)	WO 4/3
51	SEAVALL, Jack	OL	6- 7	270	Fr.	HS	Centennial, Colo. (Arapahoe)	WO 5/4
71	SENN, Valentin	OL	6- 7	310	Fr.	RS	Volders, AUSTRIA (BHAK Hall)	S 4/4
5	SHENAULT, La'Vontae	WR	6- 2	190	Fr.-2	1L	DeSoto, Texas (DeSoto)	S 4/4
78	SHERMAN, William	OL	6- 4	310	Jr.	2L	Allen, Texas (Allen)	S 2/2
90	SIMON, Jayden	DT	6- 3	290	Fr.	RS	Tacoma, Wash. (Lincoln)	S 4/4
87	SMITH, Alex	WR	5- 9	185	So.	VR	Centennial, Colo. (Arapahoe)	WO 3/3
33	STACKS, Jayle	TB	5-11	230	Fr.	HS	Aurora, Colo. (Cherry Creek)	S 5/4
14	STANLEY, Dimitri	WR	6- 0	195	So.	2L	Aurora, Colo. (Cherry Creek)	S 3/3
25	STILLWELL, Luke	TE	6- 4	220	So.-2	1L	Denton, Texas (Guyer/Kilgore Community College)	S 3/3
2	STRIKER, Jaylen	CB	6- 3	200	So.	JC	Tampa, Fla. (Jefferson/Independence Community College)	S 3/3
1	THOMAS, Guy	OLB	6- 4	230	Jr.	JC	Miami, Fla. (Booker T. Washington/Nebraska/Coahoma CC)	S 2/2
45	TOWNSEND, James	SN	6- 0	215	So.	VR	Malibu, Calif. (Crespi Carmelite)	WO 3/3
39	TRAVIS, Ryan	S	6- 0	190	So.	TR	Boulder, Colo. (Boulder/Fort Lewis)	WO 3/3
17	TRUJILLO, K.J.	CB	6- 0	165	So.	1L	Buena Park, Calif. (Lutheran)	S 4/3
31	VAN DIEST, Jonathan	ILB	6- 1	230	Jr.	2L	Louisville, Colo. (Cherry Creek)	S 2/2
89	WATTS, Josh	P	6- 4	200	Jr.	TR	Hobart, Tasmania AUSTRALIA (Guilford Young/Deakin University)	S 2/2
26	WELLS, Carson	OLB	6- 4	250	Jr.	2L	Bushnell, Fla. (South Sumter)	S 2/2
60	WILEY, Jake	OL	6- 6	290	Fr.	RS	Centennial, Colo. (Eaglecrest)	S 4/4
58	WILLIAMS, Alvin	OLB	6- 3	220	Fr.	HS	Ellenwood, Ga. (Cedar Grove)	S 5/4
55	WILLIAMS, Austin	DT	6- 5	315	So.	1L	Tifton, Ga. (Tift County)	S 4/3
35	WILLIAMS, Mister	ILB	6- 0	245	Fr.	HS	Westlake Village, Calif. (Oaks Christian)	S 5/4
37	WILLIS, Mac	PK	6- 3	190	Fr.	RS	Centennial, Colo. (Cherry Creek)	WO 4/4
77	WRAY, Jake	OL	6- 5	300	Fr.	HS	Marietta, Ga. (Marietta)	S 5/4

Heights and weights recorded as of July 1, 2020. *—will have option to apply to the NCAA for a sixth-year. **EXPERIENCE KEY:** #L—indicates number of letters earned through 2019; HS—high school; JC—junior college transfer; RS—freshman redshirt in 2019; TR—transfer; VR—varsity reserve performer. **STATUS KEY:** S—scholarship, WO—walk-on; #/#—clock at start of 2020 season, i.e., 2/1: two years to play one in eligibility.

Inactive Roster Players (Injured/Ineligible/Etc.)

No.	Player	Pos.	Ht.	Wt.	Class	Exp.	Hometown (High School/Previous College)	Reason	Status
96	ALFANO, Antonio	DE	6- 5	285	Fr.	RS	Rahway, N.J. (Colonia/Alabama)	Transfer	S 4/4
27	BYRD, Michael Jr.	WR	5- 7	160	Jr.	TR	Charlotte, N.C. (Hickory Grove Christian/Arkansas/TCU)	Transfer	WO 2/2
28	HALL, Rich	DB	6- 1	200	So.	TR	Pompano Beach, Fla. (Coconut Creek/Akron/Independence CC/New Mexico State)	Transfer	WO 3/3
16	JACOB, Dylan	QB	6- 1	205	Jr.	TR	Lakewood, Colo. (Green Mountain/Western Colorado)	Transfer	WO 2/1
46	NEWMAN, Chase	ILB	6- 2	215	Jr.	2L	La Mirada, Calif. (La Mirada)	Opt-Out/Fall 20	S 2/2
20	SMITH, Deion	TB	6- 0	190	So.	1L	Houston, Texas (Second Baptist)	Injured	S 3/3
48	STEFANO, James	PK	6- 1	195	Sr.	3L	Melbourne, AUSTRALIA (Rose Hill Secondary College)	Medical	S 2/1

2020 COACHING STAFF: Head Coach: Karl Dorrell (first season at Colorado, sixth overall). Assistant Coaches: Darrin Chiaverini (OC/WR), Tyson Summers (DC/ILB), Danny Langsdorf (PCG/QB), Taylor Embree (TE), Darian Hagan (RB), Demetrice Martin (CB), Brett Maxie (S), Brian Michalowski (OLB), Mitch Rodrigue (OL), Chris Wilson (DL), Drew Wilson (S&C). Grad Assistants: Jason Grossman (O). B.J. Johnson (D), Aziz Shittu (D), Donovan Williams (O). **Quality Control:** Bryan Cook (D), Reggie Moore (O), Chris Reinert (ST), William Vlachos (D).

CAPTAINS: To be appointed each game.



Colorado Numerical Roster (active players; as of November 9 a.m.):

No.	Player	Pos.	No.	Player	Pos.	No.	Player	Pos.	No.	Player	Pos.
0	MILLER, Chris	S/OLB	16	LUCKETT, Tarik	CB	40	SCOFIELD, Kyle	DB	75	LEE, Carson	OL
0	CLAYTON, Ashaad	TB	17	TRUJILLO, K.J.	CB	41	LYLE, Anthony	DB	76	FILLIP, Frank	OL
1	THOMAS, Guy	OLB	17	CICCARONE, Grant	QB	42	LYNCH, Devin	ILB	77	WRAY, Jake	OL
2	RICE, Brenden	WR	18	DOSS, Jeremiah	DE	43	PRICE, Evan	PK	78	SHERMAN, William	OL
2	STRIKER, Jaylen	CB	18	FAURIA, Caleb	TE	44	GRANT, Devin	OLB	80	FISHER, Nick	TE
3	NIXON, K.D.	WR	21	GONZALEZ, Christian	CB	45	TOWNSEND, James	SN	81	CARPENTER, Chris	WR
3	RAKESTRAW, Derrion	S	22	PITTMAN, Toren	S	50	DROSOS, Travis	SN	82	GROTH, Jake	WR
4	MONTGOMERY, Jamar	OLB	23	BROUSSARD, Jarek	TB	51	SEAVALL, Jack	OL	83	HARRISON, Michael	WR
4	NOYER, Sam	QB	23	LEWIS, Isaiah	S	52	JYNES, Joshua	C	84	LYNCH, Matt	TE
5	SHENAULT, La'Vontae	WR	25	BLACKMON, Mekhi	CB	53	LANDMAN, Nate	ILB	85	POPLAWSKI, Jared	TE
5	PERRY, Mark	S	25	STILLWELL, Luke	TE	54	LANG, Terrance	DE	86	SCHMANSKI, C.J.	TE
6	ARIAS, Daniel	WR	26	WELLS, Carson	OLB	54	RAY, Kanan	OL	87	BEDELL, Derek	SN
6	PELL, Alec	LB	27	BETHEL, Nigel	CB	55	WILLIAMS, Austin	DT	87	SMITH, Alex	WR
7	LYTLE, Tyler	QB	28	DAVIS, Joe	TB	56	HORNE, Luke	OLB	88	MILLER III, Keith	WR
7	HAM II, Marvin	ILB	30	APPLETON II, Curtis	CB	57	DEITCHMAN, John	OL	89	PASSARELLO, Louis	TE
8	FONTENOT, Alex	TB	31	VAN DIEST, Jonathan	ILB	58	KUTSCH, Kary	OL	89	WATTS, Josh	P
8	HARRIS, Jason	OLB	32	ROBINSON, Ray	ILB	58	WILLIAMS, Alvin	OLB	90	SIMON, Jayden	DT
9	CHANDLER II, Michael	QB	33	STACKS, Jayle	TB	60	WILEY, Jake	OL	91	RODMAN, Na'im	DT
10	JACKSON, Jaylon	WR	33	GUSTAV, Joshka	OLB	64	JOHNSON, Austin	OL	92	MURRAY, Lloyd Jr.	DT
12	LEWIS, Brendon	QB	34	JOHNSON, Mustafa	DE	65	PURSELL, Colby	OL	93	FRANCIS, Tyler	PK
12	PERRY, Quinn	ILB	35	WILLIAMS, Mister	ILB	66	CATE, Dominick	OL	94	JORDAN, Janaz	DT
13	BELL, Maurice	WR	36	JONES, Akil	ILB	69	CHRISTIAN-LICHTENHAN, G.	OL	97	FOSU, Paulison	P
13	JACKSON, Justin	DL	37	WILLIS, Mac	PK	70	RODDICK, Casey	OL	98	MAGRİ, Nico	DT
14	STANLEY, Dimitri	WR	37	ORTEGA, Robert "Trey"	DB	71	SENN, Valentin	OL	99	SAMI, Jalen	DT
15	OATS, D.J.	CB	38	RUSSELL, Brady	TE	72	POHAHAU, Nikko	OL			
15	LEMONIOUS-CRAIG, M.	WR	39	TRAVIS, Ryan	S	74	LYTLE, Chance	OL			

2020 COLORADO FOOTBALL LETTERMAN PICTURE

Colorado has **57** lettermen returning for the 2020 season (54 from the 2019 team, one from 2018 and one from 2017); they break down into 24 on offense, 30 on defense and three specialists; the Buffs lose **31** lettermen off the 2019 squad (16 offense/12 defense/3 specialists). CU will return **15** starters from 2019 (7 offense/8 defense), losing nine (5 offense/4 defense); two players started at least six games at the same position offense and defense, so the starter count was based off 12 players on each side instead of the standard 11. The 2019 starters are listed in bold (six or more starts); *—denotes letters earned primarily on special teams; QIS—quit in season. The breakdown:

OFFENSE

Position	Returning (24)	Lost (16)
WR	Daniel Arias , La'Vontae Shenault	Laviska Shenault
WR	K.D. Nixon , Maurice Bell	Tony Brown
WR	Dimitri Stanley , Jaylon Jackson	*Curtis Chiaverini
LT	Kanan Ray	Arlington Hambright , Hunter Vaughn
LG	Kary Kutsch , Austin Johnson	
C	Josh Jynes	Tim Lynott Jr. , Heston Paige (<i>from 2018</i>)
RG	Colby Pursell , Casey Roddick, *Chance Lytle	Jack Shutack
RT	Will Sherman , Frank Fillip	
TE/HB	Brady Russell , *Luke Stillwell, Jared Poplawski (<i>from 2017</i>)	Beau Bisharat, *Legend Brumbaugh, Jaren Harris, Darrion Jones (<i>QIS</i>)
QB	Tyler Lytle, Sam Noyer (<i>S in 2019</i>)	Steven Montez , *Josh Goldin, Blake Stenstrom
TB	Alex Fontenot , Jaren Mangham, Deion Smith, Joe Davis	Chase Sanders (<i>QIS</i>)

DEFENSE

Position	Returning (30)	Lost (12)
OLB	*Jamar Montgomery, *Joshka Gustav	Alex Tchangan (<i>QIS: Jacob Callier</i>)
DE	Mustafa Johnson , Na'im Rodman, Jeremiah Doss, *Dante Sparaco (<i>from 2017</i>)	
NT	Jalen Sami , Austin Williams, Lloyd Murray, Jr., *Nico Magri	
DE	Terrance Lang , Janaz Jordan	
OLB	Carson Wells , *Alec Pell	Nu'umotu Falo, Jr.
ILB	Nate Landman , *Marvin Ham, Quinn Perry, Ray Robinson	
ILB	Akil Jones , Jonathan Van Diest, *Chase Newman	
BUFF	Mark Perry	Davion Taylor , *Jash Allen
CB	Chris Miller, Mekhi Blackmon, *Curtis Appleton	Delrick Abrams
SS	Derrion Rakestraw	Trey Udoffia
FS	Mark Perry, *Isaiah Lewis	Mikial Onu , Lucas Cooper (<i>QIS: Aaron Maddox</i>)
CB	K.J. Trujillo , Tarik Luckett	*Dylan Thomas, *Uryan Hudson (<i>from 2018</i>)

SPECIALISTS

Position	Returning (3)	Lost (3)
P		Alex Kinney
PK	James Stefanou (PK), Evan Price (PK), Tyler Francis (<i>PK; from 2018</i>)	Davis Price (KO/P)
SN		J.T. Bale



LOOKING BACK AT OTHER TIMES THE WORLD STOPPED CU SPORTS

The Coronavirus Pandemic we are experiencing is similar to others in world history, but really the first to affect the sporting world to the current level of postponements and cancellations. The last one of this magnitude occurred over 1918-1919, but the top sports then were major league baseball, college football, horse racing and boxing; the NHL was a year old (with all teams in Canada), the NFL was a year away, the NBA two decades from its beginning, college basketball hadn't really taken off yet (no postseason championships) and the next Olympics in 1920. Those times when CU sports came to a halt or were delayed:

World War I

November 11, 1918 – or Armistice Day – was when Germany signed the agreement to end World War I. The United States hadn't entered the war until its latter stages (April 1917), and CU still played a normal football schedule starting in September that year. The following year, the then-Silver & Gold's season didn't start until November 16, with five games being played between that date and December 7 (the first four were over a 13-day span). Soldiers returning from the war were bringing an influenza pandemic into the country, and that strain infected many 20-to-30 year olds. Classes that usually started around the first of September were delayed a month as the Army was using many of CU's facilities for training. The Army started clearing out as the war was coming to an end and practice started the second week of October, but one afternoon, a number of players could not report as they had been inoculated and were told to take it easy for up to a week. Eventually all the players were vaccinated and when everything cleared, only one varsity letterman – captain and quarterback Les Eastman – was back in school. He did team with many talented players from the freshman squad and the team finished with a 2-3 record, including a 20-6 win over The Lieutenants, a team made up of young servicemen. Note: the team's quarterback from 1915-16, Eddie Evans, was killed in France in early 1918.

World War II

The Buffs played limited schedules in most sports, but the 1942-43 and 1943-44 basketball seasons were called off altogether, mainly because many basketball fieldhouses and arenas around the country were being utilized by the military. The university was officially tagged as a naval station (despite being a thousand miles from the nearest ocean," chuckled longtime



associate athletic director Jon Burianek, who filled me in on this portion). So Balch Fieldhouse was first used as large area for sleeping quarters since various other parts of the stadium were being utilized for some Navy operations, the most interesting of which was "cannon" practice. A gun off a Navy destroyer was located in the space between Gates 4 and 5; there was no second floor / upper deck at the time in Colorado Stadium (its name until Fred Folsom passed in 1944), and the cannon had to move up and down (that gun many might recall remained there well into the 1960s).

Eventually, the Navy built eight huge Quonset Huts adjacent to CU's baseball field down on the lower fields across from Boulder Creek. The baseball field was to the east of the huts, with batters facing northwest (it moved to east campus in 1968 and was renamed Frank Prentup Field to honor CU's longtime coach; the area was converted into more practice fields and into family housing along Folsom Street after the baseball field was renovated and the huts torn down). With many athletes off to war, from 1943 through 1945, the farthest the football team traveled were Pueblo, Albuquerque and Salt Lake City. Opponents included air force base teams from Lowry (Denver), Salt Lake, the Second (Colorado Springs) and Fort Francis Warren (Cheyenne).

The attack on Pearl Harbor did not postpone or cancel any events; basketball didn't start until the end of month, while other winter sports got going afterward as well (wrestling, skiing, swimming, gymnastics, indoor track). [Former SID Tim Simmons (1979-81) chimed in: "If CU had a basketball team those two years, the Buffs could have made a run at back-to-back NCAA titles (CU lost to Stanford in the '42 regional). Ab, what could of been with Frosty Cox coaching the team. According to his dad (HOF coach Harry Simmons), Frosty was as good as any coach in the country during those days."]

1963: JFK Assassination

In Eddie Crowder's first season the Buffaloes were 2-7 heading into the season finale at Air Force; CU actually opened up 2-0 in Big Eight play with wins at Kansas State and over Oklahoma State, but with a thin roster from NCAA penalties, the season eventually took its toll. The game was scheduled for Saturday, November 23, but at

Noon Mountain Time, President John F. Kennedy was declared dead, having been assassinated by Lee Harvey Oswald. Many college games were cancelled the next day, though in Lincoln, the game between No. 10 Nebraska and No. 6 Oklahoma went on (NU won, 29-20). The National Football League went ahead with its games, but the American Football League postponed all of its games until December 22 (the Denver Broncos were to play at San Diego and delayed the game a month). As for CU-Air Force, anything other than postponing the game was not an option. It would be played two weeks later on December 7 in the Springs, with Air Force rallying late for a 17-14 win. The only other fall sport at the time was cross country and its season had ended, and the basketball season opener at Creighton went on as scheduled on November 30 (women's varsity sports were still 11 years away).

9/11



On September 15, 2001, the football team was scheduled to play its first game ever in Pullman against Washington State; the team had opened 2-1, dismantling Colorado State and San Jose State after losing to Fresno State in the Jim Thorpe Association Classic. Those of us advancing the game back then were still trying to figure out the best way to get

to Pullman when the terrorist attacks on the East Coast occurred on September 11. Air travel was ceased for several days and all sporting events eventually postponed or cancelled; we resumed on September 22 at home against Kansas, but could not find a make-up date that season for the WSU game that worked for both schools (it eventually was rescheduled in 2004, but in Seattle). The Cougars finished 10-2 that season; if you recall, CU went on to finish 10-2 after beating Nebraska to win the Big 12 North Division and then topped Texas in the league championship game. In the final BCS Standings, Miami was at the top with a 2.62 rating, followed by Nebraska (7.23) and then Colorado (7.28) – the Buffs owned wins over NU and No. 7 Texas; had they played and defeated WSU, which finished No. 12, it might have been enough to push CU ahead of the Huskers and into the BCS title game against Miami (WSU won its make-up game was against FCS Montana). Soccer and volleyball also had multiple competitions delayed.

2013: One Hundred Year Flood (or 1,000-Year Rain)

It started raining on and off on Monday, September 9; the Buffs had opened football season under first-year coach Mike MacIntyre with wins over Colorado State and Central Arkansas with Fresno State set to visit Folsom Field on September 14. But with a cold front stalling over the state, the rain intensified: those who were in Boulder recall "sheets" of water falling from the sky beginning that Wednesday. Boulder Creek swelled to levels never before seen, and there was massive flooding in and around Boulder as well as up and down the Front Range. One month into the job, new CU athletic director Rick George had his first real crisis; the game was officially cancelled early Friday when the flood waters had yet to subside but before the Bulldogs boarded a plane for Colorado. The schools did not have the same bye week over the remainder of the season, so George set out in search of another opponent.



No less than three dozen schools were contacted and or considered for a replacement, but they had gone nowhere. After receiving a waiver from the NCAA allowing CU to count two wins over an FCS school towards bowl eligibility, the Buffaloes finalized a contract with FCS Charleston Southern to play on October 19 (the waiver was required as Central Arkansas was an FCS member). Fresno State was never able to replace the game that year. That 2013 Fresno State game was finally showing up this fall as CU's home opener, some seven years after it was originally scheduled, but got canceled again due the COVID-19 pandemic; new date TBD.

2020 UNIVERSITY OF COLORADO BUFFALO FOOTBALL STATISTICS

Won 1, Lost 0 (1-0 Pac-12)

RESULTS/Attendance (◆—Pac-12 Game)				Result	Time	Attendance
N 7 ◆ UCLA (N)	W	48-42	3:41			554
N 14 ◆ at Stanford	(ESPN2)		1:35 p.m.			
N 21 ◆ ARIZONA STATE	(ESPN2)		8:00 p.m.			
N 28 ◆ at Southern California						
D 5 ◆ at Arizona						
D 11 ◆ UTAH (N)	(FS-1)		7:30 p.m.			
D 18	Pac-12 Championship Game					
or						
D 19	TBD (North Division Team)					

SCORE-BY-QUARTERS	1	2	3	4	OT	—	Total
COLORADO	14	21	10	3	-	-	48
Opponents	7	7	21	7	-	-	42

TEAM STATISTICS	Colorado	Opponents
FIRST DOWNS	26	23
by rushing	13	5
by passing	12	13
by penalty	1	5
FIRST DOWN PLAYS/YARDS	40/212	31/230
average gain on first down	5.3	7.4
THIRD DOWN EFFICIENCY	9-19	7-12
percentage	47.4	58.3
FOURTH DOWN EFFICIENCY	0-1	0-2
percentage	0.0	0.0
RUSHING ATTEMPTS	59	25
yards gained	294	191
yards lost	30	16
NET RUSHING YARDS	264	175
average per rush	4.47	7.00
average per game	264.0	175.0
PASSING ATTEMPTS	33	40
passes completed	22	20
had intercepted	0	1
completion percentage	66.7	50.0
efficiency rating	143.1	141.6
NET PASSING YARDS	261	303
average per attempt	7.91	7.58
average per completion	11.9	15.2
average per game	261.0	303.0
TOTAL OFFENSIVE PLAYS	92	65
TOTAL NET YARDS	525	478
AVERAGE GAIN PER PLAY	5.71	7.35
AVERAGE PER GAME	525.0	478.0
FUMBLES-LOST	0-0	3-3
PENALTIES/YARDS	9/90	9/69
Offensive	3/20	7/60
Defensive	6/70	2/9
Special Teams	0/0	0/0
Bench/Unsportsmanlike	0/0	0/0
TURNOVERS (Margin: +4/+4.00)	0	4
TOTAL RETURN YARDS	20	18
Punt Returns: No-Yards	1-6	1-1
Interceptions: No-Yards	1-14	0-0
Misc. (Fumble/Blk. FG) Returns	0-0	1-17
KICKOFF RETURNS: No-Yards	4-68	1-9
average per return	17.0	9.0
PUNTS	3	3
yards	123	143
gross average	41.0	47.7
yard deductions: returns/touchbacks	1/0	6/0
net yards	122	137
net average	40.7	45.7
DEFENSIVE/tackles for loss	7-14	8-24
quarterback sacks/yards	1/5	1/8
quarterback hurries	13	5
passes broken up	7	2
forced fumbles (ST)	2 (1)	0 (0)
BLOCKED KICKS (Special Teams)	0	2
TIME OF POSSESSION	39:31	20:29
average per game	39:31	20:29
TIME SPENT IN THE LEAD (tied 5:00)	55:00	0:00
TIMES PENETRATED OPPONENT 20	7	2
scores/td,fg	7/6,1	2/2,0
GOAL-TO-GO SITUATIONS	4	0
scores/td,fg	4/4,0	0/0,0
TOTAL DRIVES	16	15
drives ended by: TD	6	6
FG Made/FG Miss	2/3	0/0
Punt/Downs	3/1	3/2
TO/SAF/Clock	0/0/1	3/0/1
TOTAL POINTS	48	42
average per game	48.0	42.0

RUSHING

RUSHING					---avg. per---								high
Player	G	Att	Gain	Loss	NET	att.	game	TD	Long	20+	10+	5+	game
Jarek Broussard	1	31	191	4	187	0.00	187.0	3	37	2	5	14	187
Sam Noyer	1	13	74	10	64	0.00	64.0	1	12	0	1	9	64
Joe Davis	1	3	13	0	13	0.00	13.0	0	8	0	0	1	13
Jaren Mangham	1	9	16	10	6	0.00	6.0	1	5	0	0	1	6
Team (<i>k-downs, snaps</i>)	1	3	0	6	-6	-2.00	-2.0	0	0	-2

PASSING

PASSING							—avg. per—					TOTAL OFFENSE			
Player	G	Att	Com	Int	(T)	Pct.	Yards	att. comp.	TD	Long	HT	Sacked	Att.	Yards	Avg.
Sam Noyer	1	31-	20-	0	(0)	64.5	257	8.3 12.9	1	38	5	1/ 8	44	321	7.3
Tyler Lytle.....	1	2-	2-	0	(0)	100.0	4	2.0 2.0	0	3	0	0/ 0	2	4	2.0
Team (spiked passes)	0-	0-	0-	0	...	0.0	0/ 0	3	-6 -2.0

NCAA Ratings: Noyer 144.8; Lytle 116.8.

Passes w/o INT: Noyer 31, Lytle 3 (T—interceptions that were tipped/bobbled; HT—hurried throws)

RECEIVING

---avg. per---											high games---	
Player	G	No.	Yards	rec.	game	TD	Long	20+	10+	5+	rec	yards
Dimitri Stanley	1	6	66	11.0	66.0	0	21	1	4	4	6	6-66
Brady Russell	1	5	77	15.4	77.0	1	34	2	3	4	5	5-77
Maurice Bell	1	5	43	8.6	43.0	0	20	1	2	3	5	5-43
Jarek Broussard	1	2	21	10.5	21.0	0	21	1	1	1	2	2-21
Daniel Arias	1	1	38	38.0	38.0	0	38	1	1	1	1	1-38
Jaren Mangham	1	1	10	10.0	10.0	0	10	0	1	1	1	1-10
Brenden Rice	1	1	5	5.0	5.0	0	5	0	0	1	1	1- 5
Matt Lynch	1	1	1	1.0	1.0	0	1	0	0	0	1	1- 1

SCORING

SCORING												
	Touchdowns-----					2Pt.						
Player	G	Total	Rush	Rec.	Ret.	PAT	EP-EPA	FG-FGA	Saf	DEX	PTS	
Jarek Broussard	1	3	3	0	0	0-0	0-0	0-0	--	--	18	
Evan Price	1	0	0	0	0	0-0	1-1	2-3	--	--	7	
Jaren Mangham	1	1	1	0	0	0-0	0-0	0-0	--	--	6	
Sam Noyer	1	1	1	0	0	0-0	0-0	0-0	--	--	6	
Brady Russell	1	1	0	1	0	0-0	0-0	0-0	--	--	6	
James Stefanou	1	0	0	0	0	0-0	5-5	0-2	--	--	5	
COLORADO	1	6	5	1	0	0-0	6-6	2-5	--	--	48	
Opponents	1	6	2	4	0	0-0	6-6	0-0	--	--	42	

PUNTING

PUNTING					In				had		Ret.	Net	Net
Players	G	No.	Yards	Avg.	Long	20	50+	FC	TB	blk	Yds.	Yds	Avg.
Josh Watts	1	3	123	41.00	47	1	0	2	0	0	1	122	40.7
COLORADO	1	3	123	41.00	47	1	0	2	0	0	1	122	40.7
Opponents	1	3	143	47.67	52	0	2	1	0	0	6	137	45.7

FIELD GOALS

FIELD GOALS	G	10-19	20-29	30-39	40-49	50-59	60+	Total	Pct.	Long
Evan Price (45,36,44blk)	1	0-0	0-0	1-1	1-2	0-0	0-0	2-3	66.7	45
James Stefanou (51s,40blk)	1	0-0	0-0	0-0	0-1	0-1	0-0	0-2	0.0	0
Opponents	1	0-0	0-0	1-1	1-3	0-1	0-0	0-0	0.0	0

YARDS BY QUARTER/HALF																BIG PLAYS								
	COLORADO								OPPONENT								4TH DOWN		COLORADO			OPPONENT		
Game	1Q	2Q	1H	3Q	4Q	2H	OT	GAME	1Q	2Q	1H	3Q	4Q	2H	OT	GAME	COLO	OPP	20+	10+	5+	20+	10+	5+
UCLA	115	169	284	161	80	241	---	525	85	80	165	197	116	313	---	478	0-1	0-2	9	19	41	8	17	23
Stanford																								
Arizona State																								
Southern California																								
Arizona																								
Utah																								
Utah																								

SCORING DRIVES (Game-By-Game)								
Opponent	Plays	Yards	Time	Result	Qtr	(Down) How	PAT	Quarterback
UCLA	4	25	1:27	*TD	1	(2) Broussard 6 run	Stefanou	Noyer
UCLA	1	1	0:04	*TD	1	(1) Broussard 1 run	Stefanou	Noyer
UCLA	10	76	3:11	TD	2	(2) Russell 12 pass from Noyer	Stefanou	Noyer
UCLA	2	7	0:33	*TD	2	(2) Broussard 1 run	Stefanou	Noyer
UCLA	6	70	2:16	TD	2	(1) Mangham 2 run	Stefanou	Noyer
UCLA	10	75	3:29	TD	3	(2) Noyer 1 run	Price	Noyer
UCLA	13	48	4:58	FG	3	(4) Price 45 FG	Noyer
UCLA	8	52	3:47	FG	4	(4) Price 36 FG	Noyer

(*—scored following a turnover.)

Drive Analysis				
DISTANCE	COLORADO		OPPONENT	
Length	TD	FG	TD	FG
(minus)	—	0	—	0
0—9	2	0	0	0
10—19	0	0	0	0
20—29	1	0	0	0
30—39	0	0	0	0
40—49	0	1	0	0
50—59	0	1	0	0
60—69	0	0	3	0
70—79	3	0	3	0
80—89	0	0	0	0
90—99	0	0	0	0

GAME OPENING DRIVES					
Game	COLORADO			OPPONENT	
	Pts	FD	Yds	Pts	FD Yds
UCLA	0	1	15	0*	1 10
Stanford					
Arizona State					
Southern California					
Arizona					
Utah					
TBD					

SECOND HALF OPENING DRIVES					
Game	COLORADO			OPPONENT	
	Pts	FD	Yds	Pts	FD Yds
UCLA	0	2	53	7	2 75
Stanford					
Arizona State					
Southern California					
Arizona					
Utah					
TBD					

(*—drive ended by a turnover)

POSSESSIONS AT-A-GLANCE					
					Avg. 3-Plays
	No.	Plays	Snaps	& Out*	Snaps/TD
Colorado	16	92	6.13	2	15.3 (6)
Opponent	15	65	4.33	3	10.8 (6)

(*—less if there is a turnover; must not have earned a first down or scored a touchdown.)

POINTS BY DRIVE						
Drive (CU/Opp)	COLORADO			OPPONENT		
	Pts	TD	FG	Pts	TD	FG
1 (1/1)	0	0	0	0	0	0
2 (1/1)	7	1	0	0	0	0
3 (1/1)	7	1	0	7	1	0
4 (1/1)	0	0	0	0	0	0
5 (1/1)	7	1	0	0	0	0
6 (1/1)	0	0	0	0	0	0
7 (1/1)	7	1	0	7	1	0
8 (1/1)	7	1	0	0	0	0
9 (1/1)	0	0	0	0	0	0
10 (1/1)	0	0	0	7	1	0
11 (1/1)	0	0	0	7	1	0
12 (1/1)	7	1	0	7	1	0
13 (1/1)	3	0	1	0	0	0
14 (1/1)	3	0	1	0	0	0
15 (1/1)	0	0	0	7	1	0
16 (1/0)	0	0	0	0	0	0

COLORADO YARDS PER PLAY— TD Drives: 7.2 (33-239); FG Drives: 5.3 (19-100); Non-Scoring Drives: 4.6 (40-186).
OPPONENT YARDS PER PLAY— TD Drives: 11.8 (33-388); FG Drives: 0.0 (0- 00); Non-Scoring Drives: 2.8 (32- 90).

LONGEST PLAYS

COLORADO

Scrimmage

Yards	Opponent	Player(s)
38	UCLA	Daniel Arias pass from Sam Noyer
37	UCLA	Jarek Broussard run
34	UCLA	Brady Russell pass from Sam Noyer
25	UCLA	Jarek Broussard run
21	UCLA	Jarek Broussard pass from Sam Noyer
21	UCLA	Brady Russell pass from Sam Noyer
21	UCLA	Dimitri Stanley pass from Sam Noyer
20	UCLA	Maurice Bell pass from Sam Noyer

Number of plays 20-plus yards in length: **8** (6 pass, 2 rush)

Number of plays 40-plus yards in length: **0** (0 pass, 0 rush)

Returns

Type	Yards	Opponent	Player
KICKOFF	28	UCLA	Maurice Bell
PUNT	6	UCLA	Dimitri Stanley
INTERCEPTION	14	UCLA	Carson Wells
FUMBLE	N/A		

Returns 20+ yards in length: **2** (2 kickoff, 0 punt, 0 interception, 0 fumble, 0 misc.)

Returns 30+ yards in length: **0** (0 kickoff, 0 punt, 0 interception, 0 fumble, 0 misc.)

OPPONENT

Scrimmage

Yards	Opponent	Player(s)
65	UCLA	Dorian Thompson-Robinson run (TD)
52	UCLA	Greg Dulcich pass from D. Thompson-Robinson (TD)
41	UCLA	Greg Dulcich pass from D. Thompson-Robinson
28	UCLA	Demetric Felton from D. Thompson-Robinson (TD)
26	UCLA	Keegan Jones from D. Thompson-Robinson (TD)
22	UCLA	Jaylen Erwin from D. Thompson-Robinson
22	UCLA	Dorian Thompson-Robinson run
21	UCLA	Kyle Phillips from D. Thompson-Robinson

Number of plays 20-plus yards in length: **8** (6 pass, 2 rush)

Number of plays 40-plus yards in length: **3** (2 pass, 1 rush)

Returns

Type	Yards	Opponent	Player
KICKOFF	9	UCLA	Demetric Felton
PUNT	1	UCLA	Kyle Phillips
INTERCEPTION	N/A		
FUMBLE	N/A		

Returns 20+ yards in length: 0 (0 kickoff, 0 punt, 0 interception, 0 fumble, 0 misc.)

Returns 30+ yards in length: **0** (0 kickoff, 0 punt, 0 interception, 0 fumble, 0 misc.)

DRIVE ENGINEERING

2015-2016																							
Game	COLORADO									OPPONENT									TIME SPENT IN THE LEAD			BIG LEAD	
	No.	TD	FG-A	PUNT	DWN	TO	SAF	CLK	PTS	No.	TD	FG-A	PUNT	DWN	TO	SAF	CLK	PTS	Colorado	Tied	Opponent	CU	Opp
UCLA	16	6	2-5	3	1	0	0	1	48	15	6	0-0	3	2	3	0	1	42	55:00	5:00	0:00	28	---
Stanford																							
Arizona State																							
Southern California																							
Arizona																							
Utah																							
TBD																							

FIRST DOWN PASSING

Player	Att-Com-Int	Pct.	Yards	FD	TD	Long	Sacked	Rating
Sam Noyer	8- 5-0	62.5	57	2	0	34	0/ 0	122.4
Tyler Lytle.....	1- 1-0	100.0	3	0	0	3	0/ 0	125.2

FIRST DOWN RUSHING

Player	Att.	Yards	Avg.	FD	TD	Long
Jarek Broussard.....	18	97	5.4	2	1	25
Jaren Mangham.....	6	12	2.0	0	1	5
Sam Noyer.....	4	35	8.8	1	0	12
Joe Davis	2	10	5.0	0	0	8
Team.....	1	-2	0.0	0	0	-2

FIRST DOWN RECEIVING

Player	No.	Yards	Avg.	FD	TD	Long
Dimitri Stanley	3	24	8.0	1	0	21
Brady Russell	1	34	34.0	1	0	34
Maurice Bell	1	2	2.0	0	0	2
Jarek Broussard.....	1	0	0.0	0	0	0

ALL-PURPOSE YARDS (Leaders) G Plays Rush Rec. PR KOR Total Avg. Avg./G

Jarek Broussard.....	1	34	187	21	0	13	221	6.5	221.0
Maurice Bell	1	7	0	43	0	52	95	13.6	95.0
Brady Russell	1	5	0	77	0	0	77	15.4	77.0
Dimitri Stanley	1	8	0	66	6	3	75	9.4	75.0

QUARTERBACK SACKS (1-5)

UCLA (1-5): Johnson 1-5.
THIRD/FOURTH DOWN SACKS (0/0);

SACKS BY QTR: CU 0-0-0-1 (0-OT); OPP 0-0-1-0 (0-OT)

2020 COLORADO BUFFALO SINGLE-GAME HIGHS

Individual

LONGEST SCORING RUN— 6, Jarek Broussard vs. UCLA
LONGEST NON-SCORING RUN— 37, Jarek Broussard vs. UCLA
LONGEST SCORING PASS— 12, Sam Noyer to Brady Russell vs. UCLA
LONGEST NON-SCORING PASS— 38, Sam Noyer to Daniel Arias vs. UCLA
LONGEST KICKOFF RETURN— 28, Maurice Bell vs. UCLA
LONGEST PUNT RETURN— 6, Dimitri Stanley vs. UCLA
LONGEST INTERCEPTION RETURN— 14, Carson Wells vs. UCLA
LONGEST PUNT— 47, Josh Watts vs. UCLA
LONGEST FIELD GOAL— 45, Evan Price vs. UCLA
MOST TOUCHDOWNS— 3, Jarek Broussard vs. UCLA
MOST RUSHING ATTEMPTS— 31, Jarek Broussard vs. UCLA
MOST RUSHING YARDS— 187, Jarek Broussard vs. UCLA
MOST PASS ATTEMPTS— 31, Sam Noyer vs. UCLA
MOST PASS COMPLETIONS— 20, Sam Noyer vs. UCLA
MOST INTERCEPTIONS THROWN— N/A
MOST PASSING YARDS— 257, Sam Noyer vs. UCLA
MOST TOUCHDOWN PASSES— 3, Sam Noyer vs. UCLA
MOST RECEPTIONS— 6, Dimitri Stanley vs. UCLA
MOST RECEIVING YARDS— 77, Brady Russell vs. UCLA
MOST TOTAL OFFENSIVE PLAYS— 44, Sam Noyer vs. UCLA (31 pass, 13 rush)
MOST TOTAL OFFENSE— 331, Sam Noyer vs. UCLA (257 pass, 64 rush)
MOST FIELD GOALS ATTEMPTED— 2, Evan Price vs. UCLA
MOST FIELD GOALS MADE— 2, Evan Price vs. UCLA
MOST TACKLES— 9, Nate Landman vs. UCLA (5 UT)
MOST SOLO TACKLES— 5, Nate Landman vs. UCLA (9 TT)
MOST TACKLES FOR LOSS— 2, Mustafa Johnson vs. UCLA
MOST QUARTERBACK SACKS— 1, Mustafa Johnson vs. UCLA
MOST QUARTERBACK HURRIES— 2, four players vs. UCLA
MOST INTERCEPTIONS— 1, Carson Wells vs. UCLA
MOST PASSES BROKEN UP— 3, Isaiah Lewis vs. UCLA
MOST THIRD/FOURTH DOWN STOPS— 3, Nate Landman vs. UCLA
MOST KNOCKDOWN BLOCKS (OL)— 2, Casey Roddick & Will Sherman vs. UCLA
MOST SPECIAL TEAM POINTS— 3, Alec Pell & Ray Robinson vs. UCLA

THIRD-FOURTH DOWN PASSING

Player	Att-Com-Int	Pct.	Yards	FD	TD	Long	Sacked	Rating
Sam Noyer	10- 6-0	60.0	87	5	0	21	0/ 0	133.1

THIRD-FOURTH DOWN RUSHING

Player	Att.	FD/TD	Pct.	Yards	Avg.	TD	3/4-&-1
Sam Noyer.....	3	2	66.7	14	4.7	0	2- 2
Jarek Broussard.....	4	2	50.0	29	7.3	0	0- 0
Jaren Mangham.....	1	0	0.0	-3	-3.0	0	0- 1
Team.....	1	0	0.0	-2	-2.0	0	0- 0

THIRD-FOURTH DOWN RECEIVING

Player	No.	Yards	Avg.	FD	TD	Long
Dimitri Stanley	2	27	13.5	2	0	17
Brady Russell	2	26	13.0	1	0	21
Maurice Bell	1	13	13.0	1	0	13
Jarek Broussard.....	1	21	21.0	1	0	21

Team Bests/Highs

MOST FIRST DOWNS— 26, vs. UCLA
MOST RUSHING ATTEMPTS— 59, vs. UCLA
MOST RUSHING YARDS— 264, vs. UCLA
MOST PASS ATTEMPTS— 33, vs. UCLA
MOST COMPLETIONS— 22, vs. UCLA
MOST INTERCEPTIONS THROWN— N/A
MOST PASSING YARDS— 261, vs. UCLA
MOST OFFENSIVE PLAYS— 92, vs. UCLA
MOST TOTAL OFFENSE— 525, vs. UCLA
FEWEST FUMBLES— 0, vs. UCLA
MOST FUMBLES— N/A
FEWEST TURNOVERS— 0, vs. UCLA
MOST TURNOVERS— N/A
MOST TIME OF POSSESSION— 39:31, vs. UCLA
LONGEST TOUCHDOWN DRIVE— 76 yards (10 plays), vs. UCLA
LONGEST FIELD GOAL DRIVE— 52 yards (8 plays), vs. UCLA

Defensive Bests

FEWEST FIRST DOWNS ALLOWED— 23, by UCLA
FEWEST RUSHING ATTEMPTS ALLOWED— 25, by UCLA
FEWEST RUSHING YARDS ALLOWED— 175, by UCLA
FEWEST PASS ATTEMPTS ALLOWED— 40, by UCLA
FEWEST PASS COMPLETIONS ALLOWED— 12, by UCLA
FEWEST PASSING YARDS ALLOWED— 303, by UCLA
MOST INTERCEPTIONS— 1, vs. UCLA
FEWEST TOTAL PLAYS ALLOWED— 65, by UCLA
FEWEST TOTAL YARDS ALLOWED— 478, by UCLA
MOST FUMBLES FORCED— 3, vs. UCLA
MOST TURNOVERS GAINED— 4, vs. UCLA
MOST PASSES BROKEN UP— 7, vs. UCLA
MOST QUARTERBACK SACKS— 1, vs. UCLA
MOST QUARTERBACK HURRIES— 13, vs. UCLA
MOST TACKLES FOR LOSS— 6, vs. UCLA

GAME-BY-GAME INDIVIDUAL CHARTS / OFFENSE

RUSHING

JAREK BROUSSARD

	Att	Yds	Avg.	Long	TD
UCLA.....	31	187	6.0	37	3
Stanford.....					
Arizona State.....					
USC.....					
Arizona.....					
Utah.....					
TBD.....					

ASHAAD CLAYTON

	Att	Yds	Avg.	Long	TD
UCLA.....	-----DNP-----				
Stanford.....					
Arizona State.....					
USC.....					
Arizona.....					
Utah.....					
TBD.....					

JOE DAVIS

	Att	Yds	Avg.	Long	TD
UCLA.....	3	13	4.3	8	0
Stanford.....					
Arizona State.....					
USC.....					
Arizona.....					
Utah.....					
TBD.....					

JAREN MANGHAM

	Att	Yds	Avg.	Long	TD
UCLA.....	9	6	0.7	5	1
Stanford.....					
Arizona State.....					
USC.....					
Arizona.....					
Utah.....					
TBD.....					

SAM NOYER

	Att	Yds	Avg.	Long	TD
UCLA.....	13	64	4.9	12	1
Stanford.....					
Arizona State.....					
USC.....					
Arizona.....					
Utah.....					
TBD.....					

JAYLE STACKS

	Att	Yds	Avg.	Long	TD
UCLA.....	-----DNP-----				
Stanford.....					
Arizona State.....					
USC.....					
Arizona.....					
Utah.....					
TBD.....					

PASSING

SAM NOYER

	A-C-I	Yds	Long	TD	Rating
UCLA.....	31-20-0	257	38	1	144.8
Stanford.....					
Arizona State.....					
USC.....					
Arizona.....					
Utah.....					
TBD.....					

TYLER LYLE

	A-C-I	Yds	Long	TD	Rating
UCLA.....	2-2-0	4	3	0	116.8
Stanford.....					
Arizona State.....					
USC.....					
Arizona.....					
Utah.....					
TBD.....					

BRENDON LEWIS

	A-C-I	Yds	Long	TD	Rating
UCLA.....	-----DNP-----				
Stanford.....					
Arizona State.....					
USC.....					
Arizona.....					
Utah.....					
TBD.....					

RECEIVING

DANIEL ARIAS

	No.	Yds	Avg.	Long	TD
UCLA.....	1	38	38.0	38	0
Stanford.....					
Arizona State.....					
USC.....					
Arizona.....					
Utah.....					
TBD.....					

MAURICE BELL

	No.	Yds	Avg.	Long	TD
UCLA.....	5	43	8.6	20	0
Stanford.....					
Arizona State.....					
USC.....					
Arizona.....					
Utah.....					
TBD.....					

JAREK BROUSSARD

	No.	Yds	Avg.	Long	TD
UCLA.....	2	21	10.5	21	0
Stanford.....					
Arizona State.....					
USC.....					
Arizona.....					
Utah.....					
TBD.....					

CHRIS CARPENTER

	No.	Yds	Avg.	Long	TD
UCLA.....	-----DNP-----				
Stanford.....					
Arizona State.....					
USC.....					
Arizona.....					
Utah.....					
TBD.....					

JAYLON JACKSON

	No.	Yds	Avg.	Long	TD
UCLA.....	0	0	0.0	0	0
Stanford.....					
Arizona State.....					
USC.....					
Arizona.....					
Utah.....					
TBD.....					

MONTANA LEMONIOUS-CRAIG

	No.	Yds	Avg.	Long	TD
UCLA.....	0	0	0.0	0	0
Stanford.....					
Arizona State.....					
USC.....					
Arizona.....					
Utah.....					
TBD.....					

MATT LYNCH

	No.	Yds	Avg.	Long	TD
UCLA.....	1	1	1.0	1	0
Stanford.....					
Arizona State.....					
USC.....					
Arizona.....					
Utah.....					
TBD.....					

JAREN MANGHAM

	No.	Yds	Avg.	Long	TD
UCLA.....	1	10	10.0	10	0
Stanford.....					
Arizona State.....					
USC.....					
Arizona.....					
Utah.....					
TBD.....					

K.D. NIXON

	No.	Yds	Avg.	Long	TD
UCLA.....	-----INJ-----				
Stanford.....					
Arizona State.....					
USC.....					
Arizona.....					
Utah.....					
TBD.....					

BRENDEN RICE

	No.	Yds	Avg.	Long	TD
UCLA.....	1	5	5.0	5	0
Stanford.....					
Arizona State.....					
USC.....					
Arizona.....					
Utah.....					
TBD.....					

LA'VONTAE SHENAUT

	No.	Yds	Avg.	Long	TD
UCLA.....	-----SSP-----				
Stanford.....					
Arizona State.....					
USC.....					
Arizona.....					
Utah.....					
TBD.....					

DIMITRI STANLEY

	No.	Yds	Avg.	Long	TD
UCLA.....	6	66	11.0	21	0
Stanford.....					
Arizona State.....					
USC.....					
Arizona.....					
Utah.....					
TBD.....					

GAME-BY-GAME INDIVIDUAL CHARTS / DEFENSE

DEFENSIVE

CURTIS APPLETON, OLB					
Plays	UT,AT-TT	TFL	PD	3DS	Other
UCLA.....	5	0,0—0	0-0	0	0
Stanford.....					
Arizona State.....					
USC.....					
Arizona.....					
Utah.....					
TBD.....					

NIGEL BETHEL, CB					
Plays	UT,AT-TT	TFL	PD	3DS	Other
UCLA.....	6	0,0—0	0-0	0	0
Stanford.....					
Arizona State.....					
USC.....					
Arizona.....					
Utah.....					
TBD.....					

MEKHI BLACKMON, CB					
Plays	UT,AT-TT	TFL	PD	3DS	Other
UCLA.....	63	2,1—3	0-0	0	0
Stanford.....					
Arizona State.....					
USC.....					
Arizona.....					
Utah.....					
TBD.....					

JEREMIAH DOSS, DE					
Plays	UT,AT-TT	TFL	PD	3DS	Other
UCLA.....	9	0,0—0	0-0	0	0
Stanford.....					
Arizona State.....					
USC.....					
Arizona.....					
Utah.....					
TBD.....					

CHRISTIAN GONZALEZ, CB					
Plays	UT,AT-TT	TFL	PD	3DS	Other
UCLA.....	59	3,2—5	1-1	0	0
Stanford.....					
Arizona State.....					
USC.....					
Arizona.....					
Utah.....					
TBD.....					

JOSHKA GUSTAV, OLB					
Plays	UT,AT-TT	TFL	PD	3DS	Other
UCLA.....	27	1,0—1	0-0	0	2-QBH
Stanford.....					
Arizona State.....					
USC.....					
Arizona.....					
Utah.....					
TBD.....					

MUSTAFA JOHNSON, DE					
Plays	UT,AT-TT	TFL	PD	3DS	Other
UCLA.....	56	2,1—3	2-6	0	1-QBS
Stanford.....					
Arizona State.....					
USC.....					
Arizona.....					
Utah.....					
TBD.....					

AKIL JONES, ILB					
Plays	UT,AT-TT	TFL	PD	3DS	Other
UCLA.....	45	2,0—2	2-2	2	0
Stanford.....					
Arizona State.....					
USC.....					
Arizona.....					
Utah.....					
TBD.....					

JANAZ JORDAN, DT					
Plays	UT,AT-TT	TFL	PD	3DS	Other
UCLA.....	-----DNP-----				
Stanford.....					
Arizona State.....					
USC.....					
Arizona.....					
Utah.....					
TBD.....					

ISAIAH LEWIS, DB					
Plays	UT,AT-TT	TFL	PD	3DS	Other
UCLA.....	41	1,2—3	0-0	3	1
Stanford.....					
Arizona State.....					
USC.....					
Arizona.....					
Utah.....					
TBD.....					

NATE LANDMAN, ILB					
Plays	UT,AT-TT	TFL	PD	3DS	Other
UCLA.....	62	5,4—9	0-0	0	3
Stanford.....					2-TZ
Arizona State.....					
USC.....					
Arizona.....					
Utah.....					
TBD.....					

TERRANCE LANG, DE					
Plays	UT,AT-TT	TFL	PD	3DS	Other
UCLA.....	56	0,0—0	0-0	0	1
Stanford.....					2-QBH
Arizona State.....					
USC.....					
Arizona.....					
Utah.....					
TBD.....					

TARIK LUCKETT, CB					
Plays	UT,AT-TT	TFL	PD	3DS	Other
UCLA.....	-----DNP-----				
Stanford.....					
Arizona State.....					
USC.....					
Arizona.....					
Utah.....					
TBD.....					

CHRIS MILLER, CB					
Plays	UT,AT-TT	TFL	PD	3DS	Other
UCLA.....	43	2,0—2	0-0	0	2-QBH
Stanford.....					
Arizona State.....					
USC.....					
Arizona.....					
Utah.....					
TBD.....					

JAMAR MONTGOMERY, OLB					
Plays	UT,AT-TT	TFL	PD	3DS	Other
UCLA.....	7	1,0—1	1-1	0	0
Stanford.....					FF,FR
Arizona State.....					
USC.....					
Arizona.....					
Utah.....					
TBD.....					

LLOYD MURRAY Jr., DL					
Plays	UT,AT-TT	TFL	PD	3DS	Other
UCLA.....	7	0,0—0	0-0	0	0
Stanford.....					
Arizona State.....					
USC.....					
Arizona.....					
Utah.....					
TBD.....					

MARK PERRY, S					
Plays	UT,AT-TT	TFL	PD	3DS	Other
UCLA.....	42	2,1—3	0-0	0	0
Stanford.....					
Arizona State.....					
USC.....					
Arizona.....					
Utah.....					
TBD.....					

TOREN PITTMAN, S					
Plays	UT,AT-TT	TFL	PD	3DS	Other
UCLA.....	-----DNP-----				
Stanford.....					
Arizona State.....					
USC.....					
Arizona.....					
Utah.....					
TBD.....					

DERRION RAKESTRAW, S					
Plays	UT,AT-TT	TFL	PD	3DS	Other
UCLA.....	65	3,3—6	1-4	1	0
Stanford.....					FF,FR
Arizona State.....					
USC.....					
Arizona.....					
Utah.....					
TBD.....					

NA'IM RODMAN, DT					
Plays	UT,AT-TT	TFL	PD	3DS	Other
UCLA.....	9	0,0—0	0-0	0	0
Stanford.....					QBH
Arizona State.....					
USC.....					
Arizona.....					
Utah.....					
TBD.....					

JALEN SAMI, DT					
Plays	UT,AT-TT	TFL	PD	3DS	Other
UCLA.....	38	0,0—0	0-0	0	0
Stanford.....					QBH
Arizona State.....					
USC.....					
Arizona.....					
Utah.....					
TBD.....					

JAYLEN STRIKER, CB					
Plays	UT,AT-TT	TFL	PD	3DS	Other
UCLA.....	-----DNP-----				
Stanford.....					
Arizona State.....					
USC.....					
Arizona.....					
Utah.....					
TBD.....					

GUYTHOMAS, OLB					
Plays	UT,AT-TT	TFL	PD	3DS	Other
UCLA.....	21	1,1—2	0-0	0	1
Stanford.....					TZ
Arizona State.....					
USC.....					
Arizona.....					
Utah.....					
TBD.....					

K.J. TRUJILLO, CB					
Plays	UT,AT-TT	TFL	PD	3DS	Other
UCLA.....	2	0,0—0	0-0	0	0
Stanford.....					
Arizona State.....					
USC.....					
Arizona.....					
Utah.....					
TBD.....					

JONATHAN VAN DIEST, ILB					
Plays	UT,AT-TT	TFL	PD	3DS	Other
UCLA.....	4	0,0—0	0-0	0	0
Stanford.....					
Arizona State.....					
USC.....					
Arizona.....					
Utah.....					
TBD.....					

CARSON WELLS, OLB					
Plays	UT,AT-TT	TFL	PD	3DS	Other
UCLA.....	48	3,2—5	0-0	1	0
Stanford.....					INT
Arizona State.....					
USC.....					
Arizona.....					
Utah.....					
TBD.....					

AUSTIN WILLIAMS, DT					
Plays	UT,AT-TT	TFL	PD	3DS	Other
UCLA.....	-----DNP-----				
Stanford.....					
Arizona State.....					
USC.....					
Arizona.....					
Utah.....					
TBD.....					

DRIVE ENGINEERING

Quarterback	Started	TD	FG	FGA	PNT	DWN	TRN	SAF	CLK	RPL	Yielded	Drive	Drive Efficiency*		Plays	Yards	Avg.	3 & Out
SAM NOYER	15	6	2	3	2	1	0	0	1	0	48	3.20	53.3%	78.6%	86	519	6.03	1
TYLER LYTLE	1	0	0	0	1	0	0	0	0	0	0	0.00	0.0%	0.0%	3	12	4.00	1
COLORADO	16	6	2	3	3	1	0	0	1	(0)	48	3.00	50.0%	73.3%	89	531	5.97	2
OPPONENTS	15	6	0	0	3	2	3	0	1	(0)	42	2.80	40.0%	42.9%	64	483	7.55	3

*—second number is the percentage the QB has put his team in position to score, allowing for missed field goals, minus drives ended by the clock and if replaced.

**—excludes kneel-downs, spiked passes and fake/muffed punt plays when not actually directing offense: Noyer 3-(-6), Lytle 0-(-0); Opponents 1-(-5).

Note: Montez' drives ended totals due to those credited on on-side kicks; free kicks following safeties NOT included. **FREE KICKS (Punt Style):** Colorado 0, Opponents 0.

KICKOFF ANALYSIS

Kicker	Total	Ret.	Yards	(Avg.)	FC	MF	NA	TB	(EZ+)	In20/25	OB	OnS	SOB	OSY	OSY	Overall	Ret.
J. STEFANOU	5	1	337	67.4	0	0	0	3	(1)	1 / 1	0	(0)	(0)	119	9	O 24	O 9
E. PRICE	4	0	291	72.8	0	0	0	4	(3)	0 / 0	0	(0)	(0)	100	0	O 25
OPPONENTS	6	3	421	70.2	0	0	0	3	(0)	1 / 2	0	(1)	(0)	140	65	C 23	C 22

YARDAGE SUMMARY

Team	Plays	20+	10+	5+	1-4	0	Neg.
Colorado	92	8	18	40	26	14	11
Opponent	65	8	17	23	12	23	7

ON-SIDE KICKS: Colorado 0-0, Opponents 0-0. **KICKOFF KEY:** MF—muffed; FC—fair catch; NA—no attempt at a return; EZ+—through or over end zone; OSY—Opponent Starting Yardline; ASY—Average Starting Yardline; Ret—averages using returned kicks only. **Onsides (OnS), short squibs (SOB) and free kicks are omitted in figuring the above; out-of-bounds are not; returns may not add to team totals due to those credited on on-side kicks; free kicks following safeties NOT included.** **FREE KICKS (Punt Style):** Colorado 0, Opponents 0.

FIRST DOWN TENDENCIES

	Rushing			*Passing			OVERALL			Times Gained					Miscellany					Second Half			
	Plays	Yards	Avg.	Plays	Yards	Avg.	Plays	Yards	Avg.	20+	10+	5+	2-	0	Neg.	TD	QBS	TO	FD	2-&10+	Att.	Yards	Avg.
COLORADO	31	152	5.3	9	60	6.7	40	212	5.30	3	5	16	16	5	3	2	0	0	5	10	18	106	5.9
Opponents	10	90	9.0	21	140	6.7	31	230	7.42	5	8	9	20	12	5	0	1	1	7	16	16	134	8.4

*—kept like the NFL in that quarterback sacks are deducted from passing to present the accurate picture.

YARDS GAINED ANALYSIS

[Third down plays replayed due to penalty but yards awarded: Colorado 0, Opponents 1.]

Team	1st Down			2nd Down			3rd Down			4th Down			Season			*By Quarter				Opp. Territory			Breakdown	
	Att.	Yards	Avg.	Att.	Yards	Avg.	Att.	Yards	Avg.	Att.	Yards	Avg.	Att.	Yards	Avg.	1st	2nd	3rd	4th	Att.	Yards	Avg.	+	0
COLORADO	40	212	5.3	32	191	6.1	19	122	6.4	1	0	0.0	92	525	5.31	115	169	161	80	53	200	3.8	67	14
Opponents	31	230	7.4	20	118	5.9	12	130	10.8	2	0	0.0	65	478	7.35	85	80	197	116	25	153	6.1	35	23

*—Overtime Yards: None. **Drives In Opponent Territory (minus those with 50+scores):** Colorado 14/16 (87.5%, 14.3 yards per drive); Opponent 7/13 (53.8%; 21.9 ypd)

THIRD DOWN EFFICIENCY ANALYSIS

[4th & 1: Colorado 0-0 (0-0 rush, 0-0 pass), Opponents 0-1 (0-1 rush, 0-0 pass)]

	3rd Down and.....																			Second			
Team	1	2	3	4	5	6	7	8	9	10	11-14	15-19	20+	RUSH	PASS	QBS	Half/OT	TOTAL	PCT.				
COLORADO	2- 3	1- 1	0- 0	1- 1	0- 2	1- 2	1- 3	1- 3	0- 0	0- 0	1- 3	1- 1	0- 0	0- 0	0- 0	0	0- 0	9-19	47.4				
Opponents	0- 0	0- 0	1- 1	1- 1	0- 0	1- 1	0- 0	1- 2	1- 1	2- 4	0- 2	0- 0	0- 0	0- 0	0- 0	0	0- 0	7-12	58.3				

AVERAGE YARDS TO GO: Colorado 7.0 (19/133); Opponents 8.3 (12/100). **SECOND DOWN EFFICIENCY:** Colorado 13-32 (40.6%; 1-4 yds: 6-8); Opponent 6-20 (30.0; 1-4 yds: 1-1).

TURNOVER ANALYSIS

Team	Opp/CU		Own Territory										Opponent Territory										By Quarter		Last 2 Min./OT**	
	TD	PTS	(TD,FG)	Pct.(Pts.)	EZ/G-10	11-20	21-30	31-40	41-50	49-60	49-60	39-30	29-20	19-10	9-G/EZ	=	Total	(TD*)	1st	2nd	3rd	4th	OT		1st-H	2nd-H
COLORADO	0	0	(0,0)	0.0	(42)	0	0	0	0	0	0	0	0	0	0	=	0	(0)	0	0	0	0	0	0	0	0
Opponents	4	21	(3,0)	43.8	(48)	1	1	1	0	1	0	0	0	0	0	=	4	(0)	2	2	0	0	0	0	0	0

First Play After Gaining Turnover: Colorado 4-14, 3.5 avg., 6 long, 0 TD (3-11 rush/1-1-0, 3, 0 TD pass)

Opponent: 0-0, 0.0 avg., 00 long, 0 TD (0-0 rush, 0 TD/0-0-0, 0, 0 TD pass)

*—interception or fumble returns for a touchdown; **—number in parenthesis is number of turnovers in last 2-minutes while team is protecting lead or trying to tie or go ahead.

YARDS LOST DUE TO PENALTIES

	Colorado	Opponent
Times Penalized After Offensive Gain/Yards Lost	1/7	2/30
Touchdowns / Field Goals / First Downs Cost	0 / 0 / 0	0 / 0 / 2
Offensive Times/Yards Penalized	3/20	7/60
Yards Gained Back (First Downs)	18 (2)	40 (3)

GOAL-TO-GO SITUATIONS

Team	Summary										GTG Plays					1-Yard Line	
	Total	TD	FG	FGA	TO	DWN	CLK	ROC			Plays	Tds	Pct.			Plays	Tds
COLORADO	4	4	0	0	0	0	0	(0)			6	4	66.7			3	3
OPPONENTS	0	0	0	0	0	0	0	(0)			0	0	0.0			0	0

EXPANDED PUNTING

Player	Punts		Avg.		No.	Return		Avg.	Long	Pct. Not	Net	Inside Own 25					Opp. Territory		Adjusted 50 & Out			
	Yards	Spot	Ret.	Yards		Return	Returned					Avg.	In20/15/10/5	TB	FC	60+	No.	Yds.	Avg.	No.	Yds.	Avg.
JOSH WATTS	3	123	41.0	C42	1	1	1.0	1	66.7		40.67	1/1/1/0	0	2	0	0	0	0.0	1-33 (1)	2	90	45.0

Downed at the 1-Yardline: None. **Average Spot**—yardline where punts average from: Watts 3/125. **Left-footed punts:** none.

AVERAGE STARTING FIELD POSITION

	Colorado	Opponent
Drives Started	16	15
Cumulative Starting Yardlines	683	397
Average Field Position	C43	026
Drives Started In Plus Territory	5	0
Scores/TD,FG	3/0,0	0/0,0
FGA/Punts/Downs/Clock	0/1/0/0	0/0/0/0
Turnovers/Ran Out Clock	0/1	0/0
Points	21	0
Drives Started Inside/At Own 20	1 (1/0)	3 (2/1)
Points Scored (TD/FG)	0 (0/0)	0 (0/0)

SCORING PERCENTAGE INSIDE-THE-20 (Red Zone)

	Colorado	Opponent
Times Penetrated Opponent 20	7	2
Total Scores	7	2
Touchdowns (Rush/Pass)	6 (5/1)	2 (1/1)
Field Goals-Attempts	1-1	0-0
Turnovers/Downs/Punts/Clock	0/0/0/0	0/0/0/0
Scores From Outside The RZ/TD,FG	1/0.1	4/4.0
Scoring Percentage (TD Pct.)	100.0 (85.7)	100.0 (100.0)
Total Red Zone Plays/Yards (Avg.)	19/72 (3.8)	5/31 (6.2)
Third Down Efficiency	0-1/0.0	1-1/100.0
Fourth Down Efficiency	0-0/0.0	0-0/0.0
*Ran Out Clock Not Trying To Score	0	0

(*—not included in total counts or plays above; the 20 IS NOT in the Red Zone)

FIRST DOWNS EARNED

Player	Rush	Pass	Rec.	—	Total (3/4)
SAM NOYER	5	12	0	—	17 (7)
JAREK BROUSSARD	7	0	1	—	8 (3)
BRADY RUSSELL	0	0	4	—	4 (1)
DIMITRI STANLEY	0	0	4	—	4 (2)
MAURICE BELL	0	0	2	—	2 (1)
DANIEL ARIAS	0	0	1	—	1 (0)
JOE DAVIS	1	0	0	—	1 (0)

FUMBLES

Player	No-Lost
None	

MISCELLANEOUS

	Colorado	Opponent
Points Scored First 5 Minutes (Total/1st, 2nd)	7/7.0	14/0,14
Points Scored Last 5 Minutes (Total/1st, 2nd)	0/0.0	14/0,14
Points Scored Last 2 Minutes (Total/1st, 2nd)	0/0,0	7/0,7